

Saint Vincent and the Grenadines

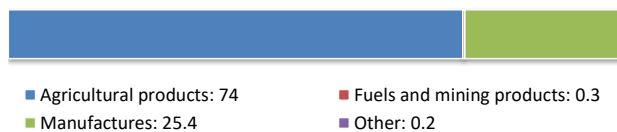
GDP (million current US\$, 2022)	947	Rank in world trade, 2022	<u>Exports</u>	<u>Imports</u>
GDP per capita (US\$, 2020-2022)	8 072	Merchandise	190	195
Current account balance (% GDP, 2022)	-22.9	excluding intra-EU trade	164	170
Trade per capita (US\$, 2020-2022)	2 825	Commercial services	166	190
Trade (% GDP, 2020-2022)	35.0	excluding intra-EU trade	140	164

MERCHANDISE TRADE

Million US\$	Value		Annual percentage change		
	2022	2010-2022	2021	2022	
Merchandise exports, f.o.b.	46	1	-36	29	
Merchandise imports, c.i.f.	438	2	16	18	
	<u>2022</u>			<u>2022</u>	
Share in world total exports (%)	0.00			Share in world total imports (%)	0.00

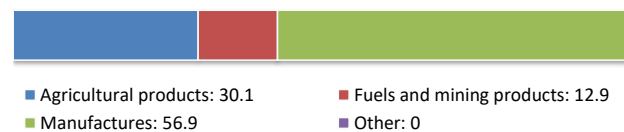
Breakdown in economy's total exports

By main commodity group, % (2021)

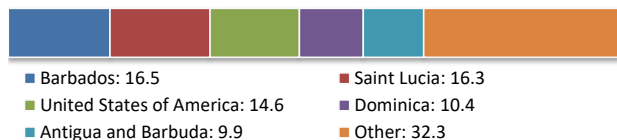


Breakdown in economy's total imports

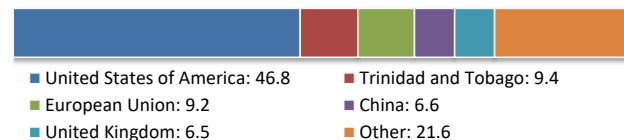
By main commodity group, % (2021)



By main destination, % (2021)



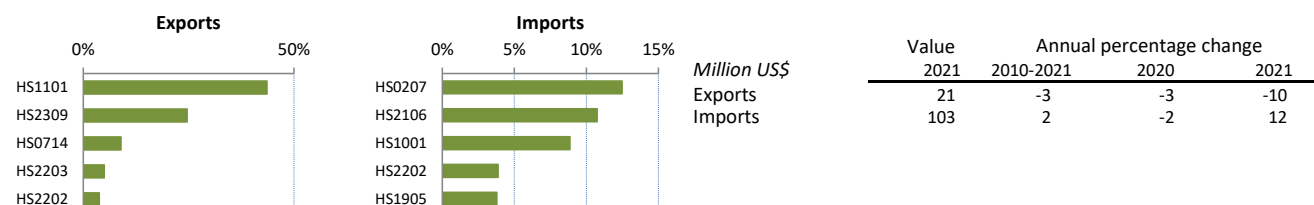
By main origin, % (2021)



Agricultural Products

Top exported products (Million US\$)		Value 2021	Top imported products (Million US\$)		Value 2021
HS1101	Wheat or meslin flour	9	HS0207	Meat and edible offal of poultry	13
HS2309	Preparations of a kind used in animal feeding	5	HS2106	Other food preparations	11
HS0714	Manioc, arrowroot, salep	2	HS1001	Wheat and meslin	9
HS2203	Beer made from malt	1	HS2202	Waters containing added sugar	4
HS2202	Waters containing added sugar	0.8	HS1905	Bread, pastry, other bakers' wares	4

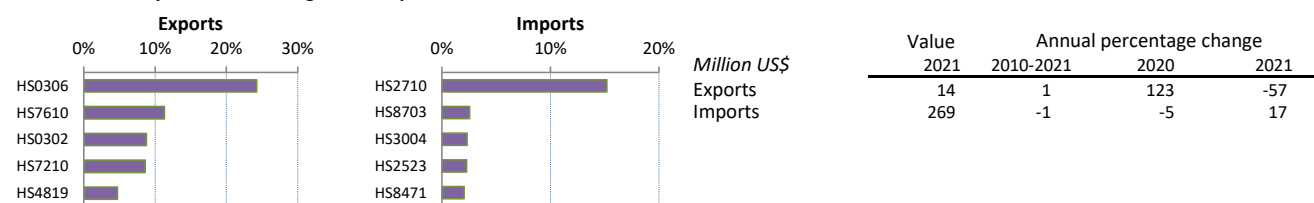
Share in economy's trade in agricultural products



Non-Agricultural Products

Top exported products (Million US\$)		Value 2021	Top imported products (Million US\$)		Value 2021
HS0306	Crustaceans whether in shell or not	3	HS2710	Petroleum oils, other than crude	41
HS7610	Aluminium structures	2	HS8703	Motor cars for transport of persons	7
HS0302	Fish, fresh, chilled	1	HS3004	Medicaments in measured doses	6
HS7210	Flat-rolled products of iron +600	1	HS2523	Portland cement, aluminous cement	6
HS4819	Cartons, boxes, cases, bags	0.7	HS8471	Automatic data-processing machines	5

Share in economy's trade in non-agricultural products



Saint Vincent and the Grenadines

TRADE IN COMMERCIAL SERVICES

Million US\$	Value		Annual percentage change	
	2022	2010-2022	2021	2022
Commercial services exports	205	3	-21	108
Commercial services imports	114	2	6	20
	2022			2022
Share in world total exports (%)				0.00
				0.00

Breakdown in economy's total exports

By main services item, % (2022)



■	Transport: 6.2	■	Travel: 78.3
■	Other commercial services: 15.5	■	Goods-related services: 0

By main destination

NO DATA AVAILABLE

Breakdown in economy's total imports

By main services item, % (2022)



■	Transport: 48.7	■	Travel: 6
■	Other commercial services: 45.2	■	Goods-related services: 0.1

By main origin

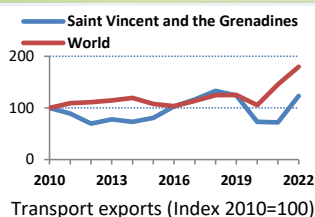
NO DATA AVAILABLE

FATS sales

Inward (million US\$)
Outward (million US\$)

	Value		Annual percentage change	
	2022	2010-2022	2021	2022
Inward (million US\$)	na	na	na	na
Outward (million US\$)	na	na	na	na

Transport



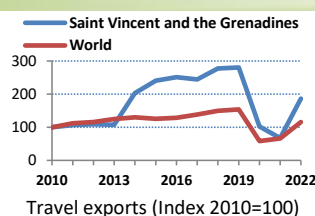
Million US\$

Exports	
By sea (2022)	4
By air (2022)	8
By other (2021)	0

	Value		Annual percentage change	
	2022	2010-2022	2021	2022
Exports	13	2	-1	71
Imports	55	2	24	29

Exports		Imports	
Value	Share (%)	Value	Share (%)
By sea (2022)	31.7	45	80.3
By air (2022)	65.9	11	19.6
By other (2021)	0.0	0	0.0

Travel



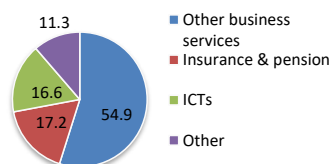
Million US\$

Exports	160
Imports	7

	Value		Annual percentage change	
	2022	2010-2022	2021	2022
Exports	160	5	-34	176
Imports	7	-6	-42	11

Other Commercial Services and Goods-related Services

Exports of OCS by main item (2022)



Million US\$	Value		Annual percentage change	
	2022	2010-2022	2021	2022
Other commercial services				
Exports	32	-2	12	-4
Imports	51	6	2	13
	2022	2010-2022	2021	2022
Goods-related services				
Exports (2021)	0	na	na	na
Imports	0	na	4	11

INDUSTRIAL PROPERTY

Patent applications, 2021

Residents	Non-residents	Total
na	11	11

Trademark applications, 2021

Residents	Non-residents	Total
8	258	266

Industrial design applications, 2014

Residents	Non-residents	Total
na	1	1