





























































Final Run Result - UEC Men Elite

Rank	BIB	UCI ID	Name		S1	S2	S3	S4	Result	Gap
1.	2	10009187092	KOLB Andreas		AUT 0:55.88 (2)	1:12.91 (1)	0:32.16 (4)	0:21.67 (9)	3:02.61	--
2.	15	10011016756	WALKER Matt		GBR 0:56.43 (3)	1:13.56 (4)	0:33.53 (23)	0:22.09 (25)	3:05.59	+2.98
3.	53	10074524373	MARTIN Loïc		FRA 0:58.31 (9)	1:13.56 (5)	0:32.11 (2)	0:21.89 (18)	3:05.85	+3.24
4.	8	10072798480	DAPRELA Thibaut		FRA 0:57.31 (4)	1:14.04 (6)	0:32.33 (7)	0:22.23 (31)	3:05.89	+3.28
5.	5	10009897014	HATTON Charlie		GBR 0:58.56 (11)	1:13.42 (3)	0:32.56 (9)	0:21.38 (3)	3:05.91	+3.30
6.	31	10032121027	INTROZZI Stefano		ITA 0:58.04 (8)	1:14.54 (7)	0:32.11 (3)	0:21.52 (6)	3:06.20	+3.59
7.	7	10005415715	THIRION Rémi		FRA 0:55.83 (1)	1:15.67 (15)	0:33.07 (17)	0:22.03 (21)	3:06.59	+3.98
8.	17	10011213584	HARTENSTERN Max		GER 0:57.38 (5)	1:15.09 (11)	0:32.42 (8)	0:21.74 (13)	3:06.61	+4.00
9.	14	10010022205	PALAZZARI Davide		ITA 0:58.82 (13)	1:13.28 (2)	0:32.92 (12)	0:21.70 (12)	3:06.70	+4.09
10.	4	10017006104	DUNNE Ronan		IRL 0:59.37 (19)	1:15.17 (12)	0:31.39 (1)	0:20.90 (1)	3:06.81	+4.20
11.	26	10008059064	ATWILL Philip		GBR 0:57.48 (6)	1:14.78 (9)	0:32.96 (13)	0:21.85 (15)	3:07.06	+4.45
12.	35	10083936104	PLATT Dom		GBR 0:57.94 (7)	1:15.04 (10)	0:33.05 (16)	0:22.22 (29)	3:08.24	+5.63
13.	19	10008848505	ESTAQUE Thomas		FRA 0:58.56 (10)	1:15.39 (13)	0:32.28 (5)	0:22.08 (24)	3:08.30	+5.69
14.	82	10032715353	CAPPELLO Davide		ITA 0:59.18 (16)	1:14.74 (8)	0:33.01 (15)	0:21.42 (4)	3:08.34	+5.73
15.	9	10008831731	LEVESQUE Dylan		FRA 0:58.79 (12)	1:16.22 (17)	0:32.87 (11)	0:21.85 (16)	3:09.72	+7.11
16.	49	10069990332	GRISEL Léo		FRA 0:59.12 (15)	1:15.76 (16)	0:33.28 (19)	0:22.53 (42)	3:10.68	+8.07
17.	18	10009443942	REVELLI Loris		ITA 0:59.22 (18)	1:16.96 (20)	0:32.99 (14)	0:21.97 (20)	3:11.14	+8.53
18.	108	10016167355	DENIAUD Youn		FRA 1:00.03 (25)	1:16.35 (18)	0:33.10 (18)	0:21.78 (14)	3:11.25	+8.64
19.	10	10005470073	HART Danny		GBR 1:00.55 (28)	1:15.65 (14)	0:32.28 (6)	0:22.84 (57)	3:11.32	+8.71
20.	21	10068688714	PIERCY Jack		GBR 0:59.74 (23)	1:17.60 (29)	0:32.69 (10)	0:22.05 (22)	3:12.06	+9.45
21.	23	10081562028	CASTELLANOS LIBERAL Daniel		ESP 1:00.70 (30)	1:16.52 (19)	0:33.95 (33)	0:21.48 (5)	3:12.63	+10.02
22.	24	10080400048	KIEFER Henri		GER 0:59.51 (21)	1:18.12 (34)	0:33.85 (30)	0:21.68 (10)	3:13.14	+10.53
23.	32	10079233725	MENOYO BUSQUETS Pau		ESP 0:59.19 (17)	1:17.31 (23)	0:34.27 (38)	0:22.60 (47)	3:13.35	+10.74
24.	47	10035154804	SCHNÖLLER Kilian		AUT 0:59.85 (24)	1:18.00 (33)	0:33.43 (21)	0:22.25 (32)	3:13.52	+10.91
25.	54	10015867059	BAUER Felix		GER 0:59.74 (22)	1:17.34 (24)	0:34.46 (45)	0:22.27 (33)	3:13.79	+11.18
26.	63	10056657377	GARCIN Johan		FRA 1:00.83 (32)	1:17.55 (27)	0:33.79 (28)	0:22.31 (36)	3:14.47	+11.86
27.	3	10008194359	COULANGES Benoit		FRA 1:01.22 (36)	1:17.38 (25)	0:33.99 (34)	0:22.18 (27)	3:14.76	+12.15
28.	105	10008728667	VERNON Taylor		GBR 1:00.87 (34)	1:17.55 (28)	0:34.41 (41)	0:22.10 (26)	3:14.92	+12.31
29.	30	10034811159	BAECHLER Yannick		SUI 1:00.49 (27)	1:17.75 (30)	0:34.36 (40)	0:22.75 (54)	3:15.33	+12.72
30.	87	10088322524	PERRAUDIN Marius		SUI 1:01.23 (39)	1:19.22 (46)	0:33.79 (29)	0:21.30 (2)	3:15.53	+12.92
31.	181	10032248541	BONANOMI Andrea		ITA 1:01.93 (45)	1:17.19 (21)	0:33.87 (31)	0:22.63 (48)	3:15.61	+13.00
32.	50	10010032612	ROJCEK Adam		SVK 1:01.24 (40)	1:18.68 (37)	0:34.44 (43)	0:21.59 (8)	3:15.93	+13.32
33.	57	10011013322	REUSSER Pascal		SUI 1:00.80 (31)	1:18.29 (35)	0:34.56 (49)	0:22.31 (35)	3:15.94	+13.33

Final Run Result - UEC Men Elite

Rank	BIB	UCI ID	Name		S1	S2	S3	S4	Result	Gap	
34.	11	10070590924	VIDAL Antoine		FRA	0:58.88 (14)	1:17.27 (22)	0:34.12 (36)	0:25.81 (116)	3:16.08	+13.47
35.	20	10008586504	PIERON Baptiste		FRA	1:00.86 (33)	1:17.95 (32)	0:34.44 (44)	0:22.89 (58)	3:16.13	+13.52
36.	37	10010119811	SMESTAD Simen		NOR	1:03.21 (62)	1:17.87 (31)	0:33.55 (24)	0:21.53 (7)	3:16.14	+13.53
37.	77	10075215602	SIRIEIX Florian		FRA	1:02.35 (49)	1:17.52 (26)	0:33.67 (27)	0:22.65 (50)	3:16.17	+13.56
38.	51	10007713403	TRUMMER David		AUT	1:01.42 (42)	1:19.01 (41)	0:33.48 (22)	0:22.60 (46)	3:16.49	+13.88
39.	91	10056835213	PERFILLON Arthur		FRA	1:00.04 (26)	1:18.98 (40)	0:35.02 (55)	0:22.76 (55)	3:16.79	+14.18
40.	84	10063915001	BOTTERAM Tristan		NED	1:01.22 (37)	1:19.15 (44)	0:34.50 (46)	0:22.28 (34)	3:17.12	+14.51
41.	41	10008169808	BARÁNEK Rastislav		SVK	1:01.22 (38)	1:18.93 (39)	0:34.88 (53)	0:22.19 (28)	3:17.21	+14.60
42.	183	10030890541	VENTURI Patrick		ITA	1:01.30 (41)	1:18.57 (36)	0:34.61 (50)	0:23.13 (66)	3:17.59	+14.98
43.	62	10094455247	LEHMANN Lino		SUI	1:02.32 (48)	1:19.35 (47)	0:34.21 (37)	0:22.53 (43)	3:18.40	+15.79
44.	92	10044105880	MEDIC Frane		CRO	1:02.99 (61)	1:20.25 (53)	0:33.39 (20)	0:21.95 (19)	3:18.58	+15.97
45.	70	10066366572	BALIZET Mathieu		FRA	1:02.64 (52)	1:19.08 (43)	0:35.04 (56)	0:22.06 (23)	3:18.82	+16.21
46.	96	10053956333	BOONEN Tom		BEL	1:03.49 (63)	1:19.07 (42)	0:33.91 (32)	0:22.43 (39)	3:18.89	+16.28
47.	65	10057674766	GUIONNET Ian		FRA	1:02.85 (58)	1:18.88 (38)	0:34.83 (52)	0:22.36 (38)	3:18.90	+16.29
48.	34	10006576176	READING Jack		GBR	1:01.75 (44)	1:20.44 (56)	0:34.30 (39)	0:22.49 (41)	3:18.97	+16.36
49.	64	10006816454	MOLLOY Harry		GBR	1:04.31 (70)	1:19.17 (45)	0:34.76 (51)	0:21.86 (17)	3:20.09	+17.48
50.	33	10010012303	LEHMANN Janis		SUI	1:02.65 (53)	1:20.51 (57)	0:34.55 (48)	0:22.80 (56)	3:20.51	+17.90
51.	29	10048586573	MAURER Simon		GER	1:02.67 (55)	1:20.81 (59)	0:34.53 (47)	0:22.69 (51)	3:20.69	+18.08
52.	184	10005996604	HROMÁDKA Matyáš		CZE	1:02.01 (46)	1:20.26 (54)	0:36.12 (69)	0:22.74 (53)	3:21.12	+18.51
53.	36	10072798379	MARINI Hugo		FRA	1:02.17 (47)	1:19.73 (49)	0:37.07 (85)	0:22.59 (45)	3:21.55	+18.94
54.	83	10025445205	VALLON Elliot		FRA	1:05.54 (76)	1:20.40 (55)	0:34.07 (35)	0:21.70 (11)	3:21.69	+19.08
55.	59	10009896812	CHATANAY Valentin		FRA	1:04.96 (73)	1:19.98 (50)	0:34.42 (42)	0:22.92 (59)	3:22.28	+19.67
56.	80	10107412225	VANREUSEL Kelian		BEL	1:03.64 (64)	1:22.19 (64)	0:33.57 (25)	0:23.16 (67)	3:22.54	+19.93
57.	48	10007568913	NIEDERBERGER Noel		SUI	1:03.69 (65)	1:21.27 (60)	0:35.01 (54)	0:22.64 (49)	3:22.60	+19.99
58.	74	10007661566	LOWE Josh		GBR	1:02.38 (50)	1:21.38 (61)	0:36.17 (70)	0:22.93 (60)	3:22.85	+20.24
59.	107	10008086447	MIQUEL Kevin		FRA	1:02.86 (59)	1:21.50 (62)	0:36.44 (75)	0:22.95 (62)	3:23.73	+21.12
60.	39	10051084830	LEHMANN Hannes		GER	1:02.66 (54)	1:22.71 (67)	0:35.27 (59)	0:23.24 (72)	3:23.86	+21.25
61.	170	10034789436	NARDO Alan		SUI	1:01.20 (35)	1:20.01 (51)	0:38.78 (101)	0:23.92 (89)	3:23.91	+21.30
62.	55	10094113121	KOLECÍK Ondrej		CZE	1:05.35 (75)	1:20.73 (58)	0:35.84 (62)	0:22.46 (40)	3:24.36	+21.75
63.	115	10013451961	PAROZ Junior		SUI	1:02.82 (57)	1:20.23 (52)	0:38.61 (100)	0:23.22 (70)	3:24.87	+22.26
64.	52	10010008360	KOHÚT Denis		SVK	1:03.99 (68)	1:22.60 (65)	0:36.01 (67)	0:22.33 (37)	3:24.91	+22.30
65.	140	10067510263	SERMONET Joran		FRA	1:03.83 (66)	1:25.13 (79)	0:33.64 (26)	0:22.56 (44)	3:25.16	+22.55
66.	93	10050884362	AMIGUET Fridolin		SUI	1:04.25 (69)	1:22.97 (70)	0:35.55 (60)	0:23.26 (73)	3:26.01	+23.40
67.	69	10008123732	STEINER Julian		GER	1:02.41 (51)	1:23.73 (72)	0:36.70 (80)	0:23.47 (78)	3:26.30	+23.69

Final Run Result - UEC Men Elite

Rank	BIB	UCI ID	Name		S1	S2	S3	S4	Result	Gap
68.	94	10066346465	RILAT Emile		FRA 1:05.16 (74)	1:22.94 (68)	0:35.88 (64)	0:22.70 (52)	3:26.67	+24.06
69.	101	10107271977	PAJAK Jan		POL 1:04.56 (72)	1:22.95 (69)	0:36.23 (71)	0:22.97 (64)	3:26.70	+24.09
70.	144	10028100476	LONCKE Gauthier		FRA 1:05.70 (78)	1:22.09 (63)	0:35.26 (58)	0:23.70 (84)	3:26.74	+24.13
71.	159	10065748200	EYMARD Méyco		FRA 1:05.59 (77)	1:22.62 (66)	0:35.88 (65)	0:23.23 (71)	3:27.31	+24.70
72.	143	10008586706	ROBLES Raphael		FRA 1:04.52 (71)	1:23.21 (71)	0:36.38 (72)	0:23.85 (88)	3:27.95	+25.34
73.	179	10022611690	TUNSVED Walle		SWE 1:03.95 (67)	1:25.31 (80)	0:36.12 (68)	0:22.94 (61)	3:28.31	+25.70
74.	133	10065948462	CHATANAY Romain		FRA 1:06.55 (85)	1:24.01 (74)	0:35.65 (61)	0:22.95 (63)	3:29.15	+26.54
75.	60	10119752342	HANDL Christoph		AUT 1:02.81 (56)	1:30.81 (104)	0:35.18 (57)	0:22.22 (30)	3:31.01	+28.40
76.	157	10016194738	VIOLLAND Rémy		FRA 1:06.31 (83)	1:24.23 (75)	0:36.92 (84)	0:23.75 (85)	3:31.19	+28.58
77.	122	10079829061	HINEK Simone		ITA 1:06.91 (86)	1:24.47 (76)	0:37.28 (86)	0:23.44 (77)	3:32.09	+29.48
78.	81	10036222511	SCHULTE Jesse		GER 1:06.97 (87)	1:25.34 (81)	0:36.55 (76)	0:23.54 (79)	3:32.39	+29.78
79.	38	10075574300	ROMERO BOULANDIER Yelco		ESP 1:06.36 (84)	1:26.19 (83)	0:36.63 (78)	0:23.28 (75)	3:32.44	+29.83
80.	154	10103886475	BERGEL Gabin		FRA 1:07.69 (92)	1:24.64 (77)	0:37.43 (87)	0:23.05 (65)	3:32.80	+30.19
81.	95	10092217577	BUHL Kilian		AUT 1:06.03 (81)	1:24.81 (78)	0:38.44 (96)	0:23.56 (80)	3:32.83	+30.22
82.	109	10015228172	GUILLAUME Ladine		SUI 1:07.56 (91)	1:25.38 (82)	0:37.46 (88)	0:23.77 (86)	3:34.16	+31.55
83.	43	10016181095	JOHANSON Robert		EST 1:07.13 (88)	1:28.44 (90)	0:36.71 (81)	0:23.27 (74)	3:35.53	+32.92
84.	67	10114906887	TAYLOR Rueben		GBR 1:12.22 (111)	1:23.97 (73)	0:35.97 (66)	0:23.57 (81)	3:35.71	+33.10
85.	161	10014655771	SMITH Jimmy		GBR 1:09.04 (98)	1:27.07 (84)	0:36.56 (77)	0:23.21 (69)	3:35.86	+33.25
86.	166	10014100346	FAUCENSTIER Clément		FRA 1:05.94 (80)	1:29.66 (96)	0:36.67 (79)	0:23.64 (83)	3:35.89	+33.28
87.	158	10152673839	SOLDINI David		SUI 1:06.19 (82)	1:27.59 (86)	0:38.09 (94)	0:24.12 (93)	3:35.97	+33.36
88.	182	10032248743	BONANOMI Riccardo		ITA 1:07.37 (89)	1:27.63 (87)	0:37.77 (90)	0:23.97 (92)	3:36.73	+34.12
89.	44	10064107078	BONTA Remus-Cristian		ROU 1:08.42 (94)	1:28.55 (91)	0:35.86 (63)	0:24.12 (94)	3:36.94	+34.33
90.	178	10006338124	FERNANDEZ GARCIA Marco		ESP 1:08.91 (97)	1:27.42 (85)	0:37.94 (92)	0:24.59 (102)	3:38.85	+36.24
91.	125	10065555917	POUPON Vincent		FRA 1:08.07 (93)	1:27.75 (88)	0:39.47 (108)	0:24.47 (99)	3:39.74	+37.13
92.	148	10138183352	THOMSON Freddie		GBR 1:07.44 (90)	1:29.62 (95)	0:38.52 (99)	0:25.00 (108)	3:40.56	+37.95
93.	132	10088555425	FONTAINE Thibaut		FRA 1:09.35 (99)	1:30.38 (102)	0:38.46 (97)	0:23.79 (87)	3:41.96	+39.35
94.	126	10016115522	DUARTE Nicolas		FRA 1:09.59 (104)	1:29.73 (97)	0:38.46 (98)	0:24.31 (96)	3:42.08	+39.47
95.	116	10018703503	WEBBER Lewis		GBR 1:08.86 (96)	1:27.80 (89)	0:39.35 (106)	0:26.13 (119)	3:42.13	+39.52
96.	129	10008617018	SCHNETTLER Christoph Felix		GER 1:08.63 (95)	1:29.53 (94)	0:38.98 (103)	0:25.03 (109)	3:42.16	+39.55
97.	61	10119123660	SAVIK Siim		EST 1:11.46 (109)	1:30.37 (101)	0:36.82 (82)	0:23.62 (82)	3:42.26	+39.65
98.	174	10075875303	DALVET Florent		FRA 1:09.45 (101)	1:30.23 (99)	0:38.36 (95)	0:24.51 (101)	3:42.54	+39.93
99.	118	10056656468	ROUVIDANT Eliot		FRA 1:10.57 (106)	1:30.44 (103)	0:37.86 (91)	0:24.49 (100)	3:43.34	+40.73
100.	113	10008879827	ALEMANY SUAU Nicolau		ESP 1:09.45 (102)	1:31.04 (105)	0:38.95 (102)	0:24.61 (103)	3:44.04	+41.43
101.	124	10012648881	LATELTIN Hugo		FRA 1:09.41 (100)	1:30.27 (100)	0:39.88 (112)	0:24.83 (105)	3:44.38	+41.77

Final Run Result - UEC Men Elite

Rank	BIB	UCI ID	Name		S1	S2	S3	S4	Result	Gap	
102.	172	10118921475	JONES Benjamin		GBR	1:10.91 (107)	1:32.69 (109)	0:39.27 (104)	0:23.94 (91)	3:46.80	+44.19
103.	78	10007700972	PAYET Romain		FRA	1:01.64 (43)	1:19.72 (48)	0:50.95 (126)	0:36.18 (128)	3:48.48	+45.87
104.	145	10117511945	FUMEAUX Alain		SUI	1:12.23 (112)	1:33.78 (112)	0:39.73 (110)	0:23.94 (90)	3:49.68	+47.07
105.	142	10006810390	SIMON Nicolas		BEL	1:12.42 (113)	1:32.24 (107)	0:40.20 (113)	0:25.11 (110)	3:49.96	+47.35
106.	162	10070016806	BERNELIN Tristan		FRA	1:17.14 (125)	1:28.75 (92)	0:39.68 (109)	0:25.43 (113)	3:50.98	+48.37
107.	160	10026614659	DALVET Denis		FRA	1:12.60 (114)	1:34.42 (113)	0:39.33 (105)	0:24.84 (106)	3:51.18	+48.57
108.	123	10131681019	RITCHIE Fergus		GBR	1:13.72 (118)	1:33.18 (110)	0:39.39 (107)	0:25.47 (114)	3:51.75	+49.14
109.	45	10010010481	GATEV Stivian		BUL	1:11.16 (108)	1:35.18 (114)	0:39.82 (111)	0:25.79 (115)	3:51.94	+49.33
110.	100	10020307841	GOSKA Sondre Laurits Rød		NOR	1:09.47 (103)	1:29.29 (93)	0:38.09 (93)	0:35.26 (127)	3:52.09	+49.48
111.	25	10054661096	BANDEIRA Gonçalo		POR	1:00.58 (29)	1:53.31 (125)	0:36.38 (73)	0:23.16 (68)	3:53.42	+50.81
112.	127	10009566204	NEUBAUER Julian		AUT	1:12.69 (115)	1:35.78 (115)	0:40.51 (114)	0:24.72 (104)	3:53.69	+51.08
113.	99	10017113410	SAMMON Caolan		IRL	1:11.66 (110)	1:33.77 (111)	0:44.97 (122)	0:26.15 (120)	3:56.54	+53.93
114.	22	10071553749	CHAPELET Simon		FRA	0:59.45 (20)	1:57.28 (126)	0:36.91 (83)	0:23.37 (76)	3:56.99	+54.38
115.	104	10004334971	ZBINDEN Samuel		SUI	1:20.62 (128)	1:30.02 (98)	0:45.31 (123)	0:24.33 (98)	4:00.27	+57.66
116.	112	10114542129	PUECHBERTY Maxime		FRA	1:12.81 (116)	1:32.31 (108)	0:49.24 (125)	0:26.30 (121)	4:00.65	+58.04
117.	128	10066260276	MARQUIS Louis		FRA	1:17.55 (126)	1:37.73 (116)	0:41.02 (115)	0:25.14 (111)	4:01.43	+58.82
118.	147	10129512057	SCHMIDT Gabriel		GER	1:15.33 (121)	1:37.88 (117)	0:42.69 (119)	0:25.88 (117)	4:01.76	+59.15
119.	89	10083868810	ALEXANDROV Valento		BUL	1:16.10 (123)	1:37.89 (118)	0:41.94 (118)	0:27.44 (124)	4:03.36	+1:00.75
120.	97	10015370440	FABOK Daniel		CZE	1:13.42 (117)	1:38.60 (120)	0:48.01 (124)	0:24.87 (107)	4:04.89	+1:02.28
121.	138	10064722626	KNEUSS Kenny		SUI	1:14.25 (120)	1:39.87 (121)	0:43.16 (120)	0:28.04 (125)	4:05.32	+1:02.71
122.	135	10014102669	CHANEL Maxime		FRA	1:16.51 (124)	1:44.97 (122)	0:41.47 (117)	0:25.14 (112)	4:08.08	+1:05.47
123.	168	10013925342	FORSTER Peter		SUI	1:10.21 (105)	1:50.35 (124)	0:41.28 (116)	0:26.43 (122)	4:08.26	+1:05.65
124.	171	10014636876	KÖPF Roman		GER	1:05.76 (79)	2:04.42 (127)	0:37.75 (89)	0:24.29 (95)	4:12.22	+1:09.61
125.	163	10015435815	PEER Jakob		AUT	1:20.21 (127)	1:47.12 (123)	0:44.51 (121)	0:27.04 (123)	4:18.87	+1:16.26
126.	71	10116883869	SOLLUND Sindre Martin Moe		NOR	1:13.75 (119)	1:32.03 (106)	1:10.81 (128)	0:25.94 (118)	4:22.51	+1:19.90
127.	56	10016689741	ENNIS Ross		IRL	1:02.87 (60)	1:38.53 (119)	1:04.84 (127)	0:39.04 (129)	4:25.27	+1:22.66
128.	27	10023914524	KERR Henry		IRL	1:15.42 (122)	2:38.46 (128)	0:36.42 (74)	0:24.32 (97)	4:54.60	+1:51.99
129.	136	10016070557	VITAI Krisztián		HUN	1:30.09 (129)	3:12.44 (129)	1:57.88 (129)	0:31.12 (126)	7:11.51	+4:08.90

Did Not Finish

DNF	75	10063111012	UMSCHEID Maximilian		GER	1:06.84 (-1)				DNF	
DNF	180	10154254939	CHRAPEK Adam		POL	1:24.77 (-1)				DNF	



Final Run Result - UEC Men Elite

Rank	BIB	UCI ID	Name		S1	S2	S3	S4	Result	Gap
Did Not Start										
DNS	6	10008827283	PIERRON Amaury		FRA					DNS
DNS	13	10009404738	GREENLAND Laurie		GBR					DNS
DNS	46	10004274549	VAUH Miran		SLO					DNS
DNS	68	10009533464	LALY Thibault		FRA					DNS
DNS	76	10106276618	DONEV Jordan		BUL					DNS
DNS	98	10119715865	SIRKKALA Aapo		FIN					DNS
DNS	103	10077181971	BAECHLER Nicolas		SUI					DNS
DNS	117	10025676991	PHILIPPE Jordan		FRA					DNS
DNS	120	10088741038	CHARRAS Albain		FRA					DNS
DNS	131	10008832337	MEDICI Simone		ITA					DNS
DNS	134	10061925790	DUMAS Loris		FRA					DNS
DNS	137	10007367738	PICCOLO Julien		FRA					DNS
DNS	146	10108147001	BIELERT Sören		GER					DNS
DNS	152	10091555452	DE BOISSARD Hugo		GBR					DNS
DNS	153	10071403296	KELLER Dario		SUI					DNS
DNS	156	10070593146	MURACCIOLE Lucas		FRA					DNS
DNS	164	10086805684	BOUFFIOUX Oskar		FRA					DNS

Final Run Result - UEC Women Elite

Rank	BIB	UCI ID	Name			S1	S2	S3	S4	Result	Gap
1.	306	10034782059	BAUMANN Lisa		SUI	1:06.47 (2)	1:25.61 (1)	0:37.66 (2)	0:23.78 (4)	3:33.50	--
2.	301	10035131663	HÖLL Valentina		AUT	1:06.35 (1)	1:26.62 (2)	0:38.49 (5)	0:23.91 (6)	3:35.35	+1.85
3.	302	10009563069	CABIROU Marine		FRA	1:07.45 (4)	1:26.68 (3)	0:37.90 (4)	0:23.46 (1)	3:35.49	+1.99
4.	307	10010007855	FARINA Eleonora		ITA	1:09.20 (8)	1:27.11 (4)	0:37.52 (1)	0:23.77 (3)	3:37.58	+4.08
5.	311	10004535237	NICOLE Myriam		FRA	1:07.66 (6)	1:28.51 (6)	0:37.67 (3)	0:23.89 (5)	3:37.73	+4.23
6.	303	10015887065	HOFFMANN Nina		GER	1:07.63 (5)	1:28.33 (5)	0:38.97 (7)	0:23.56 (2)	3:38.47	+4.97
7.	309	10007423312	WIDMANN Veronika		ITA	1:08.38 (7)	1:30.58 (8)	0:38.70 (6)	0:24.05 (7)	3:41.69	+8.19
8.	313	10018614078	PARTON Mikayla		GBR	1:10.44 (10)	1:30.72 (9)	0:39.93 (11)	0:24.35 (9)	3:45.43	+11.93
9.	304	10017602955	HRASTNIK Monika		SLO	1:11.48 (11)	1:29.96 (7)	0:39.43 (10)	0:24.61 (11)	3:45.46	+11.96
10.	314	10071506764	CLAVEL Vicky		FRA	1:12.48 (14)	1:30.91 (10)	0:38.98 (8)	0:24.36 (10)	3:46.72	+13.22
11.	308	10029881337	SCARSI Gloria		ITA	1:10.16 (9)	1:31.97 (11)	0:40.23 (12)	0:24.78 (12)	3:47.13	+13.63
12.	310	10016567984	BALANCHE Camille		SUI	1:06.79 (3)	1:40.75 (18)	0:39.41 (9)	0:24.20 (8)	3:51.14	+17.64
13.	312	10068920201	BOULADOU Lisa		FRA	1:12.37 (12)	1:32.39 (12)	0:40.73 (14)	0:25.87 (16)	3:51.35	+17.85
14.	325	10009821838	KUPFERSCHMIED Ramona		SUI	1:12.46 (13)	1:35.15 (14)	0:40.36 (13)	0:25.00 (13)	3:52.95	+19.45
15.	329	10080569594	CHERECHES Luana-Maria		ROU	1:13.14 (16)	1:34.44 (13)	0:41.06 (15)	0:26.03 (17)	3:54.66	+21.16
16.	322	10056714062	VAN DER VELDEN Siel		BEL	1:13.50 (17)	1:35.16 (15)	0:41.10 (16)	0:25.80 (15)	3:55.55	+22.05
17.	331	10010711208	CHARLES Estelle		FRA	1:13.07 (15)	1:36.14 (16)	0:42.05 (18)	0:25.55 (14)	3:56.79	+23.29
18.	315	10128245502	ITEN Emma		SUI	1:15.93 (18)	1:38.67 (17)	0:41.59 (17)	0:27.06 (20)	4:03.24	+29.74
19.	327	10047336182	KOŠÁRKOVÁ Sabina		CZE	1:19.66 (19)	1:45.38 (20)	0:43.28 (19)	0:26.79 (19)	4:15.09	+41.59
20.	321	10074935817	PI MADRENAS Mireia		ESP	1:21.96 (20)	1:41.89 (19)	0:44.91 (21)	0:27.28 (21)	4:16.02	+42.52
21.	332	10085592174	LASSUS Alizes		FRA	1:22.09 (21)	1:46.10 (21)	0:44.73 (20)	0:26.69 (18)	4:19.58	+46.08
22.	324	10015694075	FONTAINE Adelina		FRA	1:25.30 (22)	1:48.08 (22)	0:47.38 (23)	0:28.73 (24)	4:29.49	+55.99
23.	319	10106388671	TOSHEVA Denitsa		BUL	1:25.59 (23)	1:51.23 (23)	0:47.39 (24)	0:27.90 (22)	4:32.09	+58.59
24.	330	10070275571	HENRY Justine		FRA	1:27.31 (24)	1:52.15 (24)	0:46.71 (22)	0:30.71 (25)	4:36.87	+1:03.37
25.	318	10080546255	ZAMORA NOVALES Kira		ESP	1:27.38 (25)	1:54.54 (25)	0:49.99 (25)	0:28.48 (23)	4:40.38	+1:06.88

Did Not Start

DNS	317	10110223104	BULLIARD Delphine		SUI					DNS	
DNS	326	10010855189	OP DE BEECK Roos		BEL					DNS	


Final Run Result - UEC Men U19

Rank	BIB	UCI ID	Name		S1	S2	S3	S4	Result	Gap
1.	194	10067315657	ALRAN Max	 FRA	0:59.29 (4)	1:13.03 (1)	0:32.50 (2)	0:21.07 (1)	3:05.88	--
2.	192	10093968631	HAUSER Christian	 ITA	0:58.50 (1)	1:14.24 (2)	0:32.09 (1)	0:21.82 (7)	3:06.63	+0.75
3.	196	10117608541	OSTFELD Roeë	 ISR	0:59.86 (6)	1:15.91 (5)	0:32.96 (5)	0:22.00 (11)	3:10.71	+4.83
4.	215	10090108031	ROGIER Mae	 FRA	1:00.44 (7)	1:14.98 (4)	0:33.07 (7)	0:22.99 (33)	3:11.47	+5.59
5.	191	10056597258	FALQUET Mylann	 FRA	0:58.93 (2)	1:16.62 (7)	0:33.11 (8)	0:22.85 (26)	3:11.49	+5.61
6.	221	10128344623	LAMARIS Marco	 GER	0:59.77 (5)	1:17.35 (10)	0:33.40 (10)	0:21.37 (2)	3:11.88	+6.00
7.	199	10144670026	MADLEY George	 GBR	1:01.16 (10)	1:16.52 (6)	0:32.88 (4)	0:21.68 (4)	3:12.23	+6.35
8.	219	10023176920	BRANDS Fynn	 NED	1:00.45 (8)	1:18.11 (13)	0:32.98 (6)	0:21.38 (3)	3:12.91	+7.03
9.	237	10017532631	MORRIS Callum	 IRL	1:01.04 (9)	1:16.87 (8)	0:33.60 (12)	0:21.76 (6)	3:13.26	+7.38
10.	216	10096620064	MÄEUIBO Riko	 EST	1:01.87 (15)	1:17.99 (12)	0:34.31 (18)	0:21.88 (8)	3:16.04	+10.16
11.	200	10056838243	JOUVENAL Vincent	 FRA	1:01.29 (12)	1:19.48 (19)	0:33.49 (11)	0:21.91 (9)	3:16.15	+10.27
12.	297	10056746091	PELLETIER Rafaël	 FRA	1:01.93 (16)	1:18.18 (14)	0:34.37 (19)	0:22.15 (14)	3:16.62	+10.74
13.	292	10079409234	RUSIÑOL SALA Ton	 ESP	1:01.67 (13)	1:20.21 (25)	0:33.30 (9)	0:22.09 (13)	3:17.26	+11.38
14.	295	10062344207	DE SANTIS Davide	 ITA	1:02.41 (21)	1:18.82 (15)	0:34.13 (17)	0:23.53 (48)	3:18.89	+13.01
15.	246	10132195725	DANON Omri	 ISR	1:02.14 (18)	1:19.78 (20)	0:34.12 (16)	0:22.88 (27)	3:18.90	+13.02
16.	193	10036139049	HUTER Mike	 SUI	1:02.69 (22)	1:19.17 (18)	0:34.47 (20)	0:22.63 (19)	3:18.96	+13.08
17.	229	10148454844	DIWELL-WILSON Nathan	 GBR	1:02.86 (24)	1:20.13 (23)	0:34.09 (15)	0:22.31 (17)	3:19.38	+13.50
18.	285	10110804191	TSCHANZ Russell	 SUI	1:01.83 (14)	1:19.13 (17)	0:35.26 (28)	0:23.26 (42)	3:19.48	+13.60
19.	225	10135637306	WESTGATE Thomas	 GBR	1:03.17 (25)	1:20.39 (27)	0:34.02 (14)	0:22.05 (12)	3:19.62	+13.74
20.	227	10045883509	MAUKONEN Eliel	 FIN	1:02.24 (20)	1:20.33 (26)	0:35.09 (23)	0:22.68 (21)	3:20.33	+14.45
21.	198	10067316162	ALRAN Till	 FRA	1:08.69 (57)	1:17.28 (9)	0:32.67 (3)	0:21.75 (5)	3:20.37	+14.49
22.	276	10065146800	TIELENS Neo	 BEL	1:01.16 (11)	1:17.86 (11)	0:38.80 (61)	0:22.72 (23)	3:20.53	+14.65
23.	263	10056892100	DERAIL Bastien	 FRA	1:04.55 (29)	1:20.01 (22)	0:34.47 (21)	0:21.98 (10)	3:21.01	+15.13
24.	217	10077541578	VOGL Oliver	 AUT	1:02.00 (17)	1:20.87 (28)	0:35.79 (32)	0:22.91 (28)	3:21.55	+15.67
25.	288	10117890952	EICHHORN Rudi	 GBR	1:03.36 (26)	1:20.17 (24)	0:35.23 (27)	0:23.15 (37)	3:21.89	+16.01
26.	287	10088366374	SHEARER Elijah	 GBR	1:05.09 (33)	1:19.82 (21)	0:35.11 (24)	0:22.27 (15)	3:22.27	+16.39
27.	245	10137287922	MEIER Loé	 SUI	1:05.28 (35)	1:21.25 (29)	0:34.72 (22)	0:22.27 (16)	3:23.50	+17.62
28.	270	10148279133	HIGGINS Kyle	 GBR	1:04.47 (28)	1:23.08 (34)	0:33.96 (13)	0:23.08 (35)	3:24.58	+18.70
29.	248	10069202309	OLLIER Pierre	 FRA	1:04.92 (32)	1:22.50 (31)	0:35.40 (30)	0:22.92 (29)	3:25.73	+19.85
30.	267	10057722963	MALFATTO Luca	 FRA	1:06.44 (40)	1:21.69 (30)	0:35.16 (26)	0:22.81 (25)	3:26.08	+20.20
31.	275	10139093233	SCHÄPPER Loris	 SUI	1:05.19 (34)	1:23.11 (35)	0:35.13 (25)	0:22.92 (30)	3:26.34	+20.46
32.	214	10064191651	HÚŠŤ Kryštof	 CZE	1:04.63 (30)	1:23.00 (33)	0:35.93 (33)	0:23.14 (36)	3:26.68	+20.80
33.	249	10124730260	RODON DEL AMO Mika	 ESP	1:04.86 (31)	1:23.13 (36)	0:35.68 (31)	0:23.22 (41)	3:26.89	+21.01

Final Run Result - UEC Men U19

Rank	BIB	UCI ID	Name		S1	S2	S3	S4	Result	Gap	
34.	208	10056728816	LAGNEAU Lucas		FRA	1:02.75 (23)	1:23.77 (39)	0:36.85 (43)	0:23.65 (53)	3:27.01	+21.13
35.	261	10123130568	LIND Sixten		DEN	1:05.47 (36)	1:22.85 (32)	0:37.30 (47)	0:22.93 (31)	3:28.54	+22.66
36.	220	10144025782	HATFIELD Sam		GBR	1:05.53 (37)	1:23.37 (37)	0:36.60 (40)	0:23.69 (55)	3:29.18	+23.30
37.	224	10148705933	HALL Billy		GBR	1:06.98 (43)	1:24.82 (43)	0:35.94 (34)	0:22.67 (20)	3:30.40	+24.52
38.	207	10056806315	LAUGIER Clement		FRA	1:05.81 (39)	1:26.03 (48)	0:36.58 (39)	0:22.78 (24)	3:31.18	+25.30
39.	271	10148613276	PERVAN Alexander		GBR	1:07.07 (45)	1:24.68 (41)	0:36.74 (42)	0:23.32 (45)	3:31.80	+25.92
40.	211	10031568531	MASCHERINI Lorenzo		ITA	0:59.16 (3)	1:14.43 (3)	0:54.14 (83)	0:24.10 (60)	3:31.82	+25.94
41.	250	10102467043	KEFFORD Woody		FRA	1:07.51 (50)	1:23.49 (38)	0:38.05 (54)	0:23.28 (43)	3:32.31	+26.43
42.	264	10125871830	BRUNEL Anatole		FRA	1:07.28 (49)	1:26.80 (53)	0:35.28 (29)	0:23.06 (34)	3:32.41	+26.53
43.	294	10107736365	ÅBERG Harry		SWE	1:06.89 (42)	1:25.97 (47)	0:36.49 (37)	0:23.16 (38)	3:32.49	+26.61
44.	205	10059736220	HORÁK Martin		CZE	1:07.86 (53)	1:24.81 (42)	0:37.39 (49)	0:22.47 (18)	3:32.52	+26.64
45.	247	10056923725	ROCHET Malo		FRA	1:07.14 (46)	1:24.85 (44)	0:37.37 (48)	0:23.20 (39)	3:32.54	+26.66
46.	252	10066351115	GUICHARD Noé		FRA	1:07.15 (47)	1:25.54 (45)	0:36.89 (44)	0:22.98 (32)	3:32.55	+26.67
47.	280	10144916162	STAUB Levio		SUI	1:07.84 (52)	1:24.59 (40)	0:37.06 (45)	0:23.31 (44)	3:32.79	+26.91
48.	223	10120044150	BALLESTER FERRER Nacho		ESP	1:02.21 (19)	1:19.07 (16)	0:48.92 (81)	0:23.69 (56)	3:33.87	+27.99
49.	296	10129707471	ROCCA Tommaso		ITA	1:07.25 (48)	1:26.57 (52)	0:36.66 (41)	0:23.56 (49)	3:34.03	+28.15
50.	289	10132087611	WALKER Tommy		GBR	1:07.58 (51)	1:26.14 (49)	0:37.25 (46)	0:23.59 (50)	3:34.55	+28.67
51.	197	10116965109	SKEIE-LEBREUX Markus		NOR	1:08.12 (54)	1:25.56 (46)	0:38.45 (57)	0:22.70 (22)	3:34.81	+28.93
52.	203	10075258442	OSOLIN Matej		SLO	1:07.01 (44)	1:27.62 (57)	0:37.46 (51)	0:23.21 (40)	3:35.29	+29.41
53.	239	10152237844	FRANEK Igor		POL	1:06.80 (41)	1:27.70 (58)	0:37.45 (50)	0:23.62 (51)	3:35.55	+29.67
54.	291	10144930007	GOODSMITH Theo		GBR	1:08.20 (55)	1:27.60 (56)	0:36.49 (38)	0:23.35 (46)	3:35.63	+29.75
55.	258	10072748667	VERLHAC Rafael		FRA	1:09.14 (61)	1:27.29 (55)	0:36.08 (35)	0:23.63 (52)	3:36.13	+30.25
56.	234	10096003409	JUSSILA Joonas		FIN	1:08.35 (56)	1:29.01 (60)	0:38.30 (56)	0:23.47 (47)	3:39.12	+33.24
57.	260	10111700534	JACQUET Nathan		FRA	1:08.99 (60)	1:28.02 (59)	0:38.14 (55)	0:24.08 (59)	3:39.21	+33.33
58.	228	10120377283	DIMITROV Kristiyan		BUL	1:10.29 (65)	1:26.99 (54)	0:38.62 (60)	0:23.66 (54)	3:39.55	+33.67
59.	238	10140493063	SOMSEN Quinten		NED	1:08.73 (58)	1:29.20 (61)	0:38.03 (53)	0:24.36 (64)	3:40.30	+34.42
60.	293	10107272280	SLIWKA Mikolaj		POL	1:09.75 (63)	1:29.33 (62)	0:37.77 (52)	0:24.30 (63)	3:41.12	+35.24
61.	244	10113391566	LACHKOVIC Jakub		SVK	1:09.52 (62)	1:29.61 (63)	0:38.45 (58)	0:23.76 (57)	3:41.32	+35.44
62.	218	10119614219	PARADAS Athanasios		GRE	1:08.77 (59)	1:30.22 (65)	0:39.41 (63)	0:24.89 (68)	3:43.29	+37.41
63.	241	10139659570	SIDLO Kacper		POL	1:10.17 (64)	1:26.34 (51)	0:36.35 (36)	0:33.31 (81)	3:46.16	+40.28
64.	240	10130445176	GAWRONEK Mikolaj		POL	1:12.20 (68)	1:30.38 (66)	0:39.46 (64)	0:24.99 (70)	3:47.01	+41.13
65.	283	10126730177	CORDONE Enzo		FRA	1:11.76 (67)	1:30.15 (64)	0:41.65 (73)	0:24.58 (66)	3:48.13	+42.25
66.	281	10120154789	BECKER Max		GER	1:10.38 (66)	1:33.63 (71)	0:40.20 (66)	0:24.14 (62)	3:48.35	+42.47
67.	232	10096605011	MARIAN Razvan		ROU	1:12.68 (70)	1:32.28 (67)	0:38.55 (59)	0:24.92 (69)	3:48.41	+42.53

Final Run Result - UEC Men U19

Rank	BIB	UCI ID	Name		S1	S2	S3	S4	Result	Gap	
68.	290	10066781349	GORINAS Lucas		FRA	1:12.45 (69)	1:32.32 (68)	0:40.65 (67)	0:24.14 (61)	3:49.56	+43.68
69.	254	10116207394	GRANGETTO FERRANTE Giovanni Manuel		ITA	1:12.81 (71)	1:33.37 (70)	0:40.97 (70)	0:24.45 (65)	3:51.59	+45.71
70.	279	10136802417	COX Jacob		GBR	1:13.68 (72)	1:33.19 (69)	0:41.55 (72)	0:23.82 (58)	3:52.23	+46.35
71.	268	10137996022	RIPOLL OCAÑA Eduard		ESP	1:13.95 (74)	1:35.14 (75)	0:40.20 (65)	0:25.51 (77)	3:54.79	+48.91
72.	259	10145871210	THOMSEN Mikkel		DEN	1:13.79 (73)	1:34.67 (72)	0:40.94 (68)	0:25.41 (74)	3:54.80	+48.92
73.	243	10120688289	BORSOS Lucas-Eduard		ROU	1:15.52 (77)	1:35.61 (76)	0:39.14 (62)	0:25.50 (76)	3:55.76	+49.88
74.	204	10150765767	MARKOV Stamen		BUL	1:16.04 (78)	1:35.05 (74)	0:41.70 (74)	0:25.00 (71)	3:57.78	+51.90
75.	242	10119098301	MATIAS Rúben		POR	1:17.12 (81)	1:37.83 (77)	0:43.26 (75)	0:25.14 (72)	4:03.35	+57.47
76.	226	10131025055	GEORGIEV Teodor		BUL	1:15.09 (76)	1:39.03 (78)	0:46.49 (79)	0:25.41 (73)	4:05.99	+1:00.11
77.	269	10142533703	MAY GILLINGS Harry		GBR	1:14.37 (75)	1:34.79 (73)	0:41.25 (71)	0:36.28 (82)	4:06.68	+1:00.80
78.	278	10113661550	LIPPI Nicolo		ITA	1:16.90 (80)	1:43.53 (79)	0:44.17 (76)	0:26.61 (79)	4:11.19	+1:05.31
79.	282	10080678520	OCHS Tom		FRA	1:20.97 (83)	1:48.88 (80)	0:47.54 (80)	0:27.91 (80)	4:25.28	+1:19.40
80.	255	10070275874	HENRY Loïs		FRA	1:18.09 (82)	2:08.71 (82)	0:44.33 (77)	0:26.19 (78)	4:37.31	+1:31.43
81.	273	10123047009	LAMY Maxime		FRA	1:21.73 (84)	1:50.46 (81)	0:46.18 (78)	0:39.60 (84)	4:37.95	+1:32.07
82.	230	10117783242	HLOBIL Michal		SVK	1:05.58 (38)	1:26.33 (50)	1:46.76 (84)	0:24.73 (67)	4:43.39	+1:37.51
83.	213	10116649251	PESTANA Álvaro		POR	1:03.44 (27)	2:15.12 (83)	0:53.43 (82)	0:39.07 (83)	4:51.05	+1:45.17
84.	286	10081714602	RICCIO Mathys		FRA	1:16.55 (79)	3:12.95 (84)	0:40.96 (69)	0:25.44 (75)	5:35.89	+2:30.01

Did Not Finish

DNF	274	10137994406	RIPOLL OCAÑA Guillem		ESP	1:15.57 (-1)				DNF	
-----	-----	-------------	----------------------	---	-----	--------------	--	--	--	------------	--

Did Not Start

DNS	210	10130988679	O REILLY Adam		NOR					DNS	
DNS	236	10112260205	HICKEY Alex		IRL					DNS	
DNS	251	10144025883	MORLEY Jonathon		GBR					DNS	
DNS	253	10113367116	FENDER Marco		AUT					DNS	
DNS	284	10088680010	HAKES Oscar		GBR					DNS	



































Final Run Result - UEC Women U19

Rank	BIB	UCI ID	Name			S1	S2	S3	S4	Result	Gap
1.	369	10068327790	SVEGBY Ella		SWE	1:13.76 (1)	1:41.15 (6)	0:41.48 (2)	0:23.97 (1)	4:00.35	--
2.	351	10120126501	BONNAURE Lais		FRA	1:18.75 (6)	1:38.18 (1)	0:42.28 (4)	0:24.98 (2)	4:04.17	+3.82
3.	364	10145311034	BINDHAMMER Emma		AUT	1:20.10 (10)	1:39.38 (4)	0:40.99 (1)	0:26.27 (9)	4:06.72	+6.37
4.	356	10067323640	GRANDOUILLER Emy		FRA	1:18.49 (4)	1:41.70 (8)	0:41.63 (3)	0:25.79 (5)	4:07.60	+7.25
5.	357	10129478210	DUDEK Amelia		POL	1:18.53 (5)	1:38.74 (2)	0:44.46 (10)	0:26.05 (7)	4:07.78	+7.43
6.	358	10079489763	VOLEJNÍKOVÁ Nikola		CZE	1:17.50 (3)	1:40.52 (5)	0:43.87 (6)	0:26.24 (8)	4:08.11	+7.76
7.	363	10114362778	JAAX Maxima		GER	1:19.92 (8)	1:41.65 (7)	0:43.95 (7)	0:25.59 (4)	4:11.10	+10.75
8.	361	10031183359	CARZOLIO Clarissa		ITA	1:14.28 (2)	1:38.99 (3)	0:49.56 (14)	0:30.26 (15)	4:13.07	+12.72
9.	360	10081485438	STOFFERS Minu		NED	1:20.03 (9)	1:44.14 (11)	0:44.11 (8)	0:25.52 (3)	4:13.78	+13.43
10.	367	10072118268	PORTA Elise		FRA	1:19.91 (7)	1:43.51 (10)	0:42.78 (5)	0:28.36 (13)	4:14.55	+14.20
11.	354	10080468655	AABECH Nellie		NOR	1:22.39 (11)	1:42.42 (9)	0:45.13 (11)	0:26.03 (6)	4:15.96	+15.61
12.	352	10083934585	KADLECOVÁ Karolína		CZE	1:24.03 (13)	1:49.96 (13)	0:44.26 (9)	0:27.35 (10)	4:25.58	+25.23
13.	355	10079793089	VOLEJNÍKOVÁ Natálie		CZE	1:26.54 (14)	1:46.82 (12)	0:45.39 (12)	0:27.54 (11)	4:26.27	+25.92
14.	359	10142156110	VÄLJAKO Katarina		EST	1:23.62 (12)	1:56.87 (15)	0:47.74 (13)	0:28.51 (14)	4:36.73	+36.38
15.	362	10126146157	PERXACHS I AYATS Marta		ESP	1:29.50 (15)	1:51.35 (14)	0:54.59 (16)	0:27.58 (12)	4:43.00	+42.65
16.	366	10090379631	RUIZ OBESO Candela		ESP	1:39.05 (16)	2:11.91 (16)	0:54.07 (15)	0:33.35 (16)	5:18.37	+1:18.02

Final Run Result - UEC Men U17

Rank	BIB	UCI ID	Name			S1	S2	S3	S4	Result	Gap
1.	516	10017595376	KALINŠEK Ažbe		SLO	1:01.34 (4)	1:18.20 (4)	0:33.61 (1)	0:21.32 (1)	3:14.46	--
2.	511	10067053656	BARRACHINA NAVARRO Marcel		ESP	1:01.14 (3)	1:17.87 (3)	0:33.62 (2)	0:21.85 (2)	3:14.47	+0.01
3.	526	10070969123	CROSS Rowan		GBR	1:01.96 (6)	1:17.73 (2)	0:33.96 (3)	0:23.10 (27)	3:16.73	+2.27
4.	551	10097972812	SCHNEEBERGER Raoul		SUI	1:01.64 (5)	1:17.65 (1)	0:34.40 (5)	0:23.14 (28)	3:16.80	+2.34
5.	571	10135645891	DE VAUX Nathan		GBR	1:03.00 (8)	1:18.53 (5)	0:34.57 (6)	0:22.35 (5)	3:18.43	+3.97
6.	531	10056859360	GASTALDI Thomas		FRA	1:03.22 (10)	1:21.18 (13)	0:35.05 (10)	0:22.59 (14)	3:22.03	+7.57
7.	564	10152649385	PRICE Rhys		GBR	1:03.34 (11)	1:20.86 (11)	0:35.51 (13)	0:22.35 (6)	3:22.05	+7.59
8.	518	10068196236	BERGER Nathan		FRA	1:04.16 (15)	1:21.83 (16)	0:34.68 (7)	0:22.53 (12)	3:23.19	+8.73
9.	519	10118291682	ELLER Lois		GER	1:03.48 (12)	1:20.57 (10)	0:34.94 (8)	0:24.61 (59)	3:23.59	+9.13
10.	514	10065724150	GODIN Léo		FRA	1:03.97 (14)	1:21.40 (14)	0:35.77 (21)	0:22.51 (11)	3:23.63	+9.17
11.	522	10091925769	ARNOUL Gregorio		ITA	1:05.22 (20)	1:20.14 (8)	0:36.16 (23)	0:22.22 (4)	3:23.73	+9.27
12.	587	10075295828	MORENO Armand		ESP					3:24.58	+10.12
13.	573	10112912327	MURACHELLI Filippo		ITA	1:02.85 (7)	1:22.58 (20)	0:36.55 (32)	0:22.96 (25)	3:24.93	+10.47
14.	503	10129098694	HURTA Štěpán		CZE	1:05.37 (22)	1:22.21 (18)	0:34.19 (4)	0:23.51 (39)	3:25.26	+10.80
15.	529	10084116158	HAGLEV Nico		NOR	1:04.90 (19)	1:24.31 (31)	0:35.57 (15)	0:21.88 (3)	3:26.65	+12.19
16.	586	10115374511	ORTHACKER Nepomuk		AUT	1:06.09 (28)	1:22.80 (21)	0:35.47 (12)	0:22.79 (21)	3:27.14	+12.68
17.	521	10130378286	SCHMIDINGER Paul		AUT	1:06.18 (29)	1:22.98 (23)	0:35.68 (18)	0:22.42 (9)	3:27.24	+12.78
18.	515	10088986265	HOSPITAL Lluç		ESP	1:05.66 (25)	1:22.48 (19)	0:36.43 (30)	0:22.77 (20)	3:27.33	+12.87
19.	560	10056892201	RAYMOND Colin		FRA	1:03.68 (13)	1:18.69 (6)	0:42.59 (65)	0:22.42 (10)	3:27.37	+12.91
20.	505	10152093758	JURAS Šimun		CRO	1:05.44 (24)	1:23.63 (28)	0:35.42 (11)	0:23.16 (32)	3:27.62	+13.16
21.	593	10141234004	BERGEN Lenn		GER	1:04.19 (16)	1:20.97 (12)	0:40.52 (61)	0:22.36 (7)	3:28.02	+13.56
22.	577	10127856892	FASL Felix		AUT	1:06.67 (36)	1:23.32 (25)	0:35.65 (17)	0:22.73 (18)	3:28.36	+13.90
23.	502	10142279176	OSTFELD Yahav		ISR	1:05.32 (21)	1:23.03 (24)	0:35.70 (19)	0:24.42 (57)	3:28.46	+14.00
24.	548	10065223386	VAN DUYSE Briek		BEL	1:09.34 (47)	1:19.08 (7)	0:36.69 (33)	0:23.49 (38)	3:28.60	+14.14
25.	525	10056840667	PERFILLON Jules		FRA	1:06.58 (33)	1:22.96 (22)	0:36.07 (22)	0:23.15 (31)	3:28.75	+14.29
26.	588	10125868089	HIEBAUM Florian		AUT	1:04.61 (17)	1:21.55 (15)	0:40.17 (57)	0:22.68 (16)	3:29.00	+14.54
27.	506	10147708954	ZEKBACH Uri		ISR	1:06.60 (35)	1:23.52 (27)	0:35.59 (16)	0:23.45 (37)	3:29.15	+14.69
28.	589	10114802615	KLAUSMANN Levin		GER	1:08.31 (43)	1:23.43 (26)	0:35.03 (9)	0:22.56 (13)	3:29.33	+14.87
29.	553	10088268667	WOOD Joshua		GBR	1:06.05 (26)	1:24.33 (32)	0:36.23 (25)	0:23.15 (30)	3:29.75	+15.29
30.	530	10138899435	RODON Unai		ESP	1:06.70 (37)	1:23.87 (29)	0:36.38 (28)	0:22.90 (23)	3:29.84	+15.38
31.	565	10151361309	CAMINADA Nando		SUI	1:06.06 (27)	1:24.83 (35)	0:36.41 (29)	0:22.95 (24)	3:30.24	+15.78
32.	524	10144094995	POVOLNÝ Matyáš		CZE	1:05.37 (23)	1:26.02 (39)	0:36.36 (27)	0:22.60 (15)	3:30.34	+15.88
33.	574	10084752823	FLETCHER Haydn		GBR	1:06.39 (30)	1:24.79 (34)	0:36.27 (26)	0:23.26 (34)	3:30.69	+16.23


Final Run Result - UEC Men U17

Rank	BIB	UCI ID	Name			S1	S2	S3	S4	Result	Gap
34.	544	10023175910	BRANDS Mika		NED	1:06.47 (32)	1:24.77 (33)	0:37.29 (37)	0:23.09 (26)	3:31.61	+17.15
35.	513	10091984070	BRIZIN Sacha Gabriel		FRA	1:04.79 (18)	1:29.16 (48)	0:35.73 (20)	0:22.38 (8)	3:32.05	+17.59
36.	533	10118062017	BAUMEL Mathys		FRA	1:08.27 (42)	1:24.88 (36)	0:36.96 (35)	0:23.35 (35)	3:33.45	+18.99
37.	579	10117234483	VODAN Vincent		GER	1:08.87 (46)	1:25.15 (37)	0:37.74 (39)	0:22.80 (22)	3:34.55	+20.09
38.	552	10138493853	RAPPO Noa		SUI	1:07.71 (39)	1:26.52 (40)	0:37.25 (36)	0:23.19 (33)	3:34.66	+20.20
39.	549	10051174251	AYMON Soan		SUI	1:08.44 (44)	1:25.35 (38)	0:36.88 (34)	0:24.02 (48)	3:34.67	+20.21
40.	582	10135317307	SCHEIDEGGER Joa		SUI	1:06.39 (31)	1:23.98 (30)	0:40.01 (56)	0:24.76 (60)	3:35.13	+20.67
41.	585	10150238129	ZURBUCHEN Cedric		SUI	1:07.94 (40)	1:27.82 (44)	0:36.21 (24)	0:24.10 (53)	3:36.05	+21.59
42.	597	10119078901	ENGER Marius Lindøe		NOR	1:08.75 (45)	1:26.63 (41)	0:38.65 (48)	0:22.77 (19)	3:36.78	+22.32
43.	561	10056258566	BONHOMME Tony		FRA	1:07.65 (38)	1:27.29 (42)	0:38.26 (45)	0:24.06 (51)	3:37.24	+22.78
44.	527	10065890363	BALESTRA Ange		FRA	1:10.32 (49)	1:27.88 (45)	0:36.50 (31)	0:23.63 (40)	3:38.32	+23.86
45.	517	10143840169	ETHERTON Nick		GBR	1:06.59 (34)	1:21.94 (17)	0:48.38 (68)	0:22.68 (17)	3:39.58	+25.12
46.	545	10056949892	GUINY Zack		FRA	1:11.01 (53)	1:28.28 (46)	0:37.81 (40)	0:24.04 (50)	3:41.13	+26.67
47.	591	10016784115	LANCASHIRE Cailan		IRL	1:11.61 (57)	1:29.21 (49)	0:38.05 (43)	0:23.86 (45)	3:42.71	+28.25
48.	559	10154758733	PEAT George		GBR	1:11.05 (54)	1:30.82 (50)	0:37.97 (42)	0:23.15 (29)	3:42.97	+28.51
49.	566	10139604303	PERLO Allan		FRA	1:09.65 (48)	1:28.71 (47)	0:41.86 (63)	0:23.75 (43)	3:43.96	+29.50
50.	547	10055140945	ARCHER Dennis		SUI	1:10.80 (51)	1:31.24 (52)	0:38.81 (50)	0:23.38 (36)	3:44.22	+29.76
51.	598	10100381240	MCKEARNEY Rocco		FRA	1:11.06 (55)	1:31.70 (53)	0:37.90 (41)	0:24.06 (52)	3:44.71	+30.25
52.	538	10059288606	BURDIO MOROS Nicolas		ESP	1:13.20 (61)	1:31.14 (51)	0:38.23 (44)	0:23.80 (44)	3:46.36	+31.90
53.	536	10142855823	KAMIŃSKI Piotr		POL	1:08.16 (41)	1:27.41 (43)	0:37.41 (38)	0:34.21 (68)	3:47.17	+32.71
54.	580	10146481704	WEEKS James		GBR	1:10.84 (52)	1:33.46 (59)	0:39.43 (54)	0:23.68 (41)	3:47.40	+32.94
55.	594	10152544507	ANDERSON Tyler		GBR	1:12.67 (59)	1:33.02 (55)	0:38.45 (47)	0:23.70 (42)	3:47.83	+33.37
56.	508	10126619740	APOSTOL Ovidiu		ROU	1:11.69 (58)	1:32.32 (54)	0:39.05 (52)	0:25.09 (61)	3:48.12	+33.66
57.	550	10112255151	O KEEFFE Ros		IRL	1:11.19 (56)	1:33.23 (57)	0:40.40 (60)	0:23.91 (46)	3:48.71	+34.25
58.	539	10083209513	PORTER Archie		FRA	1:12.74 (60)	1:33.12 (56)	0:38.94 (51)	0:24.03 (49)	3:48.82	+34.36
59.	567	10149487993	MEIER Charlie		SUI	1:03.09 (9)	1:20.31 (9)	0:35.54 (14)	0:49.95 (71)	3:48.87	+34.41
60.	556	10074631578	DUC Lyno		FRA	1:13.92 (62)	1:37.12 (62)	0:39.67 (55)	0:24.57 (58)	3:55.27	+40.81
61.	557	10071433107	GENDRON Léo		FRA	1:17.63 (64)	1:36.85 (61)	0:38.79 (49)	0:24.12 (54)	3:57.37	+42.91
62.	540	10152237036	HARASIMOWICZ Marat		POL	1:18.95 (66)	1:34.04 (60)	0:40.22 (58)	0:25.17 (62)	3:58.37	+43.91
63.	534	10085870646	DUFFO Tom		FRA	1:15.48 (63)	1:37.68 (63)	0:41.17 (62)	0:24.31 (56)	3:58.62	+44.16
64.	575	10069211605	NEVEU Raphael		FRA	1:18.31 (65)	1:39.95 (64)	0:41.97 (64)	0:25.55 (64)	4:05.76	+51.30
65.	600	10154008601	TYMON Kamil		POL	1:27.08 (71)	1:33.40 (58)	0:39.19 (53)	0:26.42 (66)	4:06.08	+51.62
66.	562	10127753529	SVEVA Felix Tho		NOR	1:10.45 (50)	1:52.60 (69)	0:40.28 (59)	0:23.93 (47)	4:07.24	+52.78
67.	581	10138011782	DETRAZ Antoine		SUI	1:20.19 (67)	1:44.63 (65)	0:43.21 (66)	0:25.34 (63)	4:13.36	+58.90



Final Run Result - UEC Men U17

Rank	BIB	UCI ID	Name			S1	S2	S3	S4	Result	Gap
68.	554	10140465680	ASPINION Quentin		FRA	1:20.57 (68)	1:51.09 (66)	0:46.93 (67)	0:27.56 (67)	4:26.14	+1:11.68
69.	542	10045869260	HICKMAN Kasper		FIN	1:00.14 (2)	1:52.13 (68)	0:57.93 (70)	0:37.26 (70)	4:27.44	+1:12.98
70.	535	10069625065	MAGNERON Emilien		FRA	1:23.47 (70)	2:00.43 (70)	0:54.44 (69)	0:36.89 (69)	4:55.21	+1:40.75
71.	541	10073845878	RYAN Darragh		IRL	0:59.43 (1)	3:17.78 (71)	0:38.33 (46)	0:24.27 (55)	5:19.80	+2:05.34
72.	578	10144404284	TANEV Radoslav		BUL	1:23.33 (69)	1:51.81 (67)	1:40.52 (71)	0:26.31 (65)	5:21.96	+2:07.50

Did Not Finish

DNF	592	10140167711	BERKA Mo		AUT	1:11.62 (-1)				DNF	
-----	-----	-------------	----------	---	-----	--------------	--	--	--	------------	--

Did Not Start

DNS	523	10126069062	GRIFFITHS Felix		GBR					DNS	
DNS	528	10108127601	ŽVEGLA Max		SLO					DNS	
DNS	537	10066775285	TILLARD Lohan		FRA					DNS	
DNS	543	10153460852	WAREING Alf		GBR					DNS	
DNS	555	10048468254	SEGATTINI Diego		GER					DNS	
DNS	572	10056919580	JOUVENAL Jean		FRA					DNS	
DNS	576	10144570602	LEWIS Max		GBR					DNS	
DNS	596	10045936756	GERMANIER Dylan		SUI					DNS	


Final Run Result - UEC Women U17

Rank	BIB	UCI ID	Name			S1	S2	S3	S4	Result	Gap
1.	702	10095234075	ZIERL Rosa		AUT	1:12.64 (2)	1:33.11 (2)	0:39.35 (1)	0:24.24 (2)	3:49.32	--
2.	704	10077139131	FRENER Lina		AUT	1:12.38 (1)	1:32.91 (1)	0:41.40 (2)	0:24.05 (1)	3:50.73	+1.41
3.	712	10122689321	JENSEN Rosa Marie		DEN	1:15.18 (3)	1:37.54 (3)	0:42.40 (7)	0:24.85 (4)	3:59.96	+10.64
4.	710	10135098752	NEF Gianna		SUI	1:16.81 (5)	1:39.95 (7)	0:41.77 (3)	0:24.64 (3)	4:03.15	+13.83
5.	715	10076450330	PEIZERAT Cassandre		FRA	1:16.71 (4)	1:39.84 (6)	0:41.83 (4)	0:25.27 (5)	4:03.64	+14.32
6.	705	10094911147	MORRISON Illy		GBR	1:17.01 (6)	1:38.92 (5)	0:42.38 (5)	0:27.71 (11)	4:06.01	+16.69
7.	701	10067487429	CHAUMET-LAGRANGE Ava		FRA	1:17.71 (7)	1:42.66 (8)	0:42.40 (6)	0:26.16 (6)	4:08.91	+19.59
8.	714	10154875537	HORNE Megan		GBR	1:18.97 (8)	1:38.30 (4)	0:48.74 (12)	0:26.73 (9)	4:12.72	+23.40
9.	711	10100275449	FAYOLLE Zoé		FRA	1:19.61 (9)	1:50.76 (12)	0:44.46 (8)	0:26.74 (10)	4:21.56	+32.24
10.	709	10152543190	MCGOWAN Katy		GBR	1:22.87 (10)	1:49.44 (11)	0:45.81 (11)	0:26.49 (7)	4:24.59	+35.27
11.	706	10105424634	LUGANS Zoe		FRA	1:25.51 (11)	1:48.52 (9)	0:44.61 (10)	0:27.83 (12)	4:26.46	+37.14
12.	708	10152367984	CHARLTON Katie		GBR	1:27.81 (12)	1:49.01 (10)	0:44.52 (9)	0:26.61 (8)	4:27.94	+38.62

Did Not Finish

DNF	713	10094595289	MARTIN Amelia		GBR					DNF	
-----	-----	-------------	---------------	---	-----	--	--	--	--	------------	--

Did Not Start

DNS	707	10152544305	ALDERSON Hollie		GBR					DNS	
-----	-----	-------------	-----------------	---	-----	--	--	--	--	------------	--



Final Run Result - UEC Men U15

Rank	BIB	UCI ID	Name			S1	S2	S3	S4	Result	Gap
1.	653	10088036372	LAVERGNE Juliano		FRA	1:01.59 (1)	1:17.80 (2)	0:33.37 (1)	0:21.81 (1)	3:14.57	--
2.	652	10057197345	BARBE Quentin		FRA	1:02.22 (2)	1:17.46 (1)	0:34.70 (4)	0:22.75 (5)	3:17.12	+2.55
3.	688	10142044861	SIMPSON Reid		GBR	1:02.40 (3)	1:19.81 (3)	0:34.35 (2)	0:22.47 (2)	3:19.02	+4.45
4.	664	10097972913	SCHNEEBERGER Emric		SUI	1:03.75 (4)	1:21.88 (4)	0:34.65 (3)	0:23.62 (13)	3:23.89	+9.32
5.	694	10152563095	CARNE Ollie		GBR	1:05.71 (6)	1:24.66 (8)	0:36.36 (6)	0:23.35 (8)	3:30.06	+15.49
6.	680	10091677512	O'SEALBHAIGH Diarmuid		IRL	1:07.35 (9)	1:24.61 (7)	0:36.79 (8)	0:23.55 (12)	3:32.28	+17.71
7.	691	10152544002	TOOMER Charlie		GBR	1:07.00 (8)	1:25.68 (11)	0:36.61 (7)	0:23.25 (7)	3:32.54	+17.97
8.	666	10095950360	BLUM Jerome		SUI	1:07.38 (10)	1:24.98 (9)	0:38.89 (16)	0:22.99 (6)	3:34.23	+19.66
9.	656	10080787543	PICTON Louca		FRA	1:08.29 (11)	1:26.69 (13)	0:37.21 (11)	0:23.51 (9)	3:35.70	+21.13
10.	663	10082683992	ALCALÀ Oriol		ESP	1:10.44 (13)	1:25.85 (12)	0:37.09 (10)	0:23.74 (14)	3:37.11	+22.54
11.	689	10116338043	NIEDZIELA Szymon		POL	1:05.12 (5)	1:25.43 (10)	0:44.04 (28)	0:22.58 (3)	3:37.16	+22.59
12.	651	10115110688	ZIERL Anton		AUT	1:18.19 (27)	1:22.16 (5)	0:34.90 (5)	0:22.70 (4)	3:37.92	+23.35
13.	660	10057057606	BEAUDOIN Enzo		FRA	1:09.71 (12)	1:28.39 (14)	0:38.86 (15)	0:23.52 (10)	3:40.46	+25.89
14.	674	10152539150	YOUNIE Ruari		GBR	1:10.96 (14)	1:30.88 (18)	0:36.88 (9)	0:24.15 (18)	3:42.85	+28.28
15.	695	10138835373	BERGER Valentin		AUT	1:11.33 (16)	1:29.98 (16)	0:38.43 (12)	0:23.52 (11)	3:43.25	+28.68
16.	655	10066284730	BIGONI Hugo		FRA	1:12.17 (18)	1:29.11 (15)	0:39.38 (18)	0:24.08 (17)	3:44.72	+30.15
17.	683	10057379726	MALFATTO Toni		FRA	1:11.83 (17)	1:30.54 (17)	0:38.84 (14)	0:23.91 (16)	3:45.10	+30.53
18.	686	10128347148	SCHWARZ Johannes		AUT	1:12.35 (19)	1:32.93 (22)	0:38.72 (13)	0:24.33 (20)	3:48.31	+33.74
19.	675	10083204964	BAYLISS Charlie		GBR	1:11.05 (15)	1:32.13 (20)	0:40.41 (22)	0:24.81 (23)	3:48.39	+33.82
20.	679	10142508138	MICHAUD Victor		FRA	1:15.67 (25)	1:31.07 (19)	0:38.94 (17)	0:23.81 (15)	3:49.49	+34.92
21.	662	10114126645	KÜNZEL Ben		GER	1:14.77 (22)	1:33.91 (24)	0:41.05 (23)	0:24.23 (19)	3:53.94	+39.37
22.	682	10107392724	KENNEDY Jamie		IRL	1:14.21 (21)	1:36.44 (26)	0:39.73 (19)	0:25.82 (28)	3:56.19	+41.62
23.	671	10140462953	PAYET Marceau		FRA	1:19.37 (30)	1:32.47 (21)	0:39.98 (21)	0:25.21 (26)	3:57.01	+42.44
24.	669	10068196640	BERGER Theo		FRA	1:16.21 (26)	1:36.18 (25)	0:39.77 (20)	0:25.92 (30)	3:58.07	+43.50
25.	659	10133254338	OEILLET Tom		FRA	1:15.28 (23)	1:33.47 (23)	0:47.78 (31)	0:25.96 (31)	4:02.47	+47.90
26.	687	10135421983	BOFFA Noe		FRA	1:18.19 (28)	1:37.29 (27)	0:42.21 (25)	0:24.81 (22)	4:02.49	+47.92
27.	693	10144731963	SCHREIBER Finn Emil		GER	1:15.63 (24)	1:40.84 (29)	0:41.06 (24)	0:25.58 (27)	4:03.10	+48.53
28.	692	10129829127	WACHSMANN Maximilian		GER	1:19.55 (31)	1:42.81 (31)	0:43.16 (26)	0:24.90 (25)	4:10.40	+55.83
29.	681	10144253936	NINOV Chavdar		BUL	1:19.20 (29)	1:43.63 (33)	0:43.28 (27)	0:24.34 (21)	4:10.44	+55.87
30.	673	10080817956	ANGELI Aaron		ITA	1:22.63 (34)	1:41.12 (30)	0:45.15 (30)	0:24.88 (24)	4:13.76	+59.19
31.	690	10141859349	BARDEN Alfie		GBR	1:20.96 (32)	1:43.49 (32)	0:44.95 (29)	0:27.10 (32)	4:16.48	+1:01.91
32.	657	10091311942	PRAČEK Jakob		SLO	1:06.58 (7)	1:23.09 (6)	1:16.93 (36)	0:33.98 (36)	4:20.57	+1:06.00
33.	668	10120376778	IVANOV Denis		BUL	1:21.34 (33)	1:39.25 (28)	0:58.36 (33)	0:25.89 (29)	4:24.83	+1:10.26

Final Run Result - UEC Men U15

Rank	BIB	UCI ID	Name			S1	S2	S3	S4	Result	Gap
34.	665	10137804951	REPETTO Noah		FRA	1:26.00 (35)	1:50.77 (34)	0:47.89 (32)	0:30.76 (34)	4:35.41	+1:20.84
35.	658	10069577474	PACCARD Antonin		FRA	1:12.95 (20)	1:52.01 (35)	1:16.59 (35)	0:31.95 (35)	4:53.48	+1:38.91
36.	685	10069211807	NEVEU Paul		FRA	1:26.45 (36)	1:57.54 (36)	1:11.85 (34)	0:27.24 (33)	5:03.06	+1:48.49
Did Not Start											
DNS	661	10061537588	VENDER Riccardo		ITA					DNS	
DNS	667	10141282908	KRUNIC Theodor		BIH					DNS	




Final Run Result - UEC Women U15

Rank	BIB	UCI ID	Name		S1	S2	S3	S4	Result	Gap	
1.	732	10138834969	BERGER Lynn Maria		AUT	1:21.81 (1)	1:43.25 (1)	0:43.31 (1)	0:24.95 (1)	4:13.31	--
2.	735	10153788430	KOCOURKOVA Veronika		CZE	1:24.10 (2)	1:46.99 (2)	0:44.77 (2)	0:27.37 (2)	4:23.21	+9.90
3.	734	10140394750	DANON Carmel		ISR	1:29.26 (4)	1:47.14 (3)	0:45.95 (3)	0:29.70 (4)	4:32.04	+18.73
4.	731	10144573026	TAYLOR Olivia		GBR	1:25.56 (3)	1:50.74 (4)	0:46.63 (4)	0:29.18 (3)	4:32.10	+18.79

Final Run Result - Men Masters 35-39

Rank	BIB	UCI ID	Name		S1	S2	S3	S4	Result	Gap
1.	412	10003370429	SPAGNOLO Damien	 FRA	1:02.50 (1)	1:19.96 (1)	0:34.05 (1)	0:22.64 (1)	3:19.14	--
2.	424	10006437043	CAROLI Billy	 SUI	1:08.25 (6)	1:21.01 (2)	0:34.87 (2)	0:23.44 (2)	3:27.56	+8.42
3.	414	10008979958	HUSKINSON Lee	 GBR	1:04.58 (2)	1:23.55 (3)	0:35.68 (3)	0:25.85 (15)	3:29.64	+10.50
4.	402	10007459987	PUJOL Alexis	 FRA	1:07.08 (3)	1:25.55 (4)	0:36.27 (4)	0:24.25 (5)	3:33.14	+14.00
5.	407	10144568073	BRUNCK Florian	 SUI	1:07.80 (5)	1:29.68 (9)	0:38.18 (5)	0:24.04 (3)	3:39.68	+20.54
6.	405	10007421894	TISSIER Alexandre	 FRA	1:07.47 (4)	1:29.04 (5)	0:38.68 (7)	0:24.97 (10)	3:40.14	+21.00
7.	404	10054657763	HEMELSOEN Jelle	 BEL	1:09.85 (9)	1:29.21 (6)	0:39.03 (8)	0:24.41 (6)	3:42.48	+23.34
8.	409	10044113257	JORGE António	 POR	1:10.51 (10)	1:29.56 (8)	0:38.36 (6)	0:24.61 (8)	3:43.02	+23.88
9.	413	10004690336	DERONZIER Esteban	 FRA	1:08.82 (7)	1:34.28 (11)	0:40.26 (10)	0:24.44 (7)	3:47.79	+28.65
10.	423	10003443985	BALBIERER Rick	 GER	1:13.01 (14)	1:33.28 (10)	0:40.51 (11)	0:24.10 (4)	3:50.89	+31.75
11.	408	10011753047	HILLMANN Markus	 GER	1:11.73 (12)	1:34.39 (12)	0:40.08 (9)	0:25.13 (11)	3:51.31	+32.17
12.	418	10153992837	ROBERTS Daniel	 GBR	1:12.49 (13)	1:37.78 (13)	0:41.79 (12)	0:26.11 (16)	3:58.16	+39.02
13.	410	10059458657	SCHAMUL Daniel	 GER	1:14.96 (15)	1:37.92 (14)	0:42.17 (13)	0:24.70 (9)	3:59.74	+40.60
14.	422	10054100823	LÜTZELER Willi	 GER	1:09.54 (8)	1:29.51 (7)	0:57.80 (17)	0:25.14 (12)	4:01.97	+42.83
15.	421	10116630356	LARREA Esteban	 AUT	1:17.75 (16)	1:42.05 (15)	0:43.66 (14)	0:25.78 (14)	4:09.23	+50.09
16.	417	10135997014	ZURBRÜGG Rolf	 SUI	1:19.51 (17)	1:43.46 (16)	0:44.06 (15)	0:26.52 (17)	4:13.54	+54.40
17.	425	10154183100	LEEB Martin	 AUT	1:25.54 (18)	1:51.96 (17)	0:47.86 (16)	0:29.27 (18)	4:34.62	+1:15.48
18.	406	10007311962	PERIN Arkadiusz	 POL	1:10.99 (11)	2:10.90 (18)	1:01.32 (18)	0:25.53 (13)	4:48.73	+1:29.59


Non Partants

DNS	411	10004100151	RITZ Teddy	 FRA					DNS	
DNS	416	10004679727	CARDON Simon	 FRA					DNS	
DNS	426	10129386563	WÜTHRICH Tobias	 SUI					DNS	


Final Run Result - Men Masters 40-44

Rank	BIB	UCI ID	Name			S1	S2	S3	S4	Result	Gap
1.	427	10092177767	BIGONI Jérôme		FRA	1:08.06 (2)	1:30.13 (1)	0:38.49 (2)	0:24.70 (3)	3:41.36	--
2.	438	10005356808	RIBEIRO Luis		POR	1:07.27 (1)	1:30.86 (2)	0:39.00 (3)	0:24.35 (2)	3:41.47	+0.11
3.	431	10005892429	WEIDEMANN Mads		DEN	1:10.63 (3)	1:32.15 (4)	0:38.32 (1)	0:24.16 (1)	3:45.25	+3.89
4.	435	10012512273	EVANS Rhys		GBR	1:10.99 (4)	1:34.05 (5)	0:39.76 (4)	0:25.40 (5)	3:50.19	+8.83
5.	433	10011920068	ARDITTI Gilles		FRA	1:11.03 (5)	1:31.42 (3)	0:45.66 (7)	0:25.32 (4)	3:53.42	+12.06
6.	436	10016524841	HUNGER Nico		GER	1:13.13 (6)	1:38.05 (6)	0:42.42 (5)	0:25.62 (6)	3:59.21	+17.85
7.	434	10059207972	HABERSTROH Bernd		GER	1:18.07 (7)	1:39.54 (7)	0:42.78 (6)	0:26.07 (7)	4:06.44	+25.08
8.	429	10066350711	BERROT Pierre		FRA	1:19.96 (8)	1:41.42 (8)	0:52.66 (8)	0:28.02 (8)	4:22.04	+40.68

Abandons

DNF	428	10060387534	HEROLD Benjamin		GER	1:08.01 (-1)	1:28.94 (-1)	0:45.33 (-1)		DNF	
-----	-----	-------------	-----------------	---	-----	--------------	--------------	--------------	--	------------	--


Non Partants

DNS	430	10128103941	SCHEIDEGGER Beat		SUI					DNS	
-----	-----	-------------	------------------	---	-----	--	--	--	--	------------	--


Final Run Result - Men Masters 45-49

Rank	BIB	UCI ID	Name		S1	S2	S3	S4	Result	Gap
1.	455	10003533915	CASTELLANOS Jesus	 ESP	1:08.27 (1)	1:27.27 (1)	0:37.14 (1)	0:23.59 (1)	3:36.26	--
2.	440	10004021339	PACCARD Yoann	 FRA	1:10.36 (3)	1:30.99 (2)	0:37.46 (2)	0:24.61 (4)	3:43.40	+7.14
3.	451	10003764691	HOSTETTLER Heinz	 SUI	1:11.59 (4)	1:31.41 (3)	0:40.05 (6)	0:24.51 (3)	3:47.54	+11.28
4.	450	10147626506	NEF Hansueli	 SUI	1:11.83 (5)	1:34.72 (6)	0:39.78 (3)	0:24.38 (2)	3:50.69	+14.43
5.	445	10018518694	WHITE Neil	 GBR	1:10.08 (2)	1:33.72 (4)	0:42.20 (8)	0:25.35 (6)	3:51.34	+15.08
6.	449	10003990825	NEUHART Joerg	 AUT	1:13.61 (6)	1:34.04 (5)	0:39.81 (4)	0:26.01 (10)	3:53.46	+17.20
7.	446	10003572412	COWAN Michael	 IRL	1:13.63 (7)	1:35.86 (8)	0:39.97 (5)	0:26.03 (11)	3:55.47	+19.21
8.	457	10003940002	MCMULLAN Dale	 IRL	1:13.99 (8)	1:35.81 (7)	0:42.22 (9)	0:25.60 (7)	3:57.60	+21.34
9.	441	10005208173	TIREFORT Fabrice	 SUI	1:14.33 (9)	1:37.26 (9)	0:41.67 (7)	0:25.09 (5)	3:58.33	+22.07
10.	443	10024225833	GASTALDI Florent	 FRA	1:17.21 (10)	1:40.98 (10)	0:42.43 (10)	0:27.01 (13)	4:07.61	+31.35
11.	454	10018531832	LIST David	 GBR	1:17.45 (11)	1:41.77 (11)	0:42.98 (12)	0:26.20 (12)	4:08.38	+32.12
12.	442	10031328859	BONINI Marcello Stefano	 ITA	1:19.34 (12)	1:42.93 (12)	0:43.52 (13)	0:27.14 (14)	4:12.91	+36.65
13.	453	10113514030	BAYLISS Stephen	 GBR	1:23.42 (13)	1:45.13 (13)	0:42.72 (11)	0:25.61 (8)	4:16.87	+40.61
14.	458	10147310042	BRABECK-LETMATHE Nicolas	 AUT	1:24.34 (14)	1:45.68 (14)	0:45.06 (14)	0:25.99 (9)	4:21.05	+44.79
15.	456	10015179773	SCHMITZ Thorsten	 GER	1:26.65 (15)	1:52.64 (15)	0:47.04 (15)	0:32.30 (17)	4:38.61	+1:02.35
16.	444	10089653848	PI TEIXIDOR Xavier	 ESP	1:29.82 (16)	1:55.47 (16)	0:47.32 (16)	0:30.83 (16)	4:43.44	+1:07.18
17.	452	10079645670	PÉREZ MARTÍNEZ Jorge	 ESP	1:30.81 (17)	1:59.70 (17)	0:50.20 (17)	0:32.80 (18)	4:53.49	+1:17.23
18.	447	10011950380	GRILL Christoph	 AUT	1:38.53 (18)	2:07.29 (18)	0:52.25 (18)	0:29.53 (15)	5:07.59	+1:31.33

Non Partants

DNS	448	10026404087	BARGIBANT Yannick	 BEL					DNS	
-----	-----	-------------	-------------------	---	--	--	--	--	------------	--

Final Run Result - Men Masters 50-54

Rank	BIB	UCI ID	Name		S1	S2	S3	S4	Result	Gap	
1.	473	10002865019	PEAT Steve		GBR	1:07.74 (1)	1:29.52 (1)	0:38.31 (1)	0:23.37 (1)	3:38.92	--
2.	474	10003773987	HWANG Johannes		AUT	1:11.41 (3)	1:31.86 (2)	0:40.69 (4)	0:24.51 (2)	3:48.46	+9.54
3.	459	10015369430	WEIDNER Matthieu		FRA	1:12.29 (4)	1:33.61 (3)	0:39.35 (2)	0:26.07 (4)	3:51.30	+12.38
4.	462	10016115825	JULIEN Robert		FRA	1:11.01 (2)	1:54.04 (6)	0:40.35 (3)	0:24.57 (3)	4:09.96	+31.04
5.	461	10016116128	MICHEL Stephane		FRA	1:20.40 (5)	1:44.44 (5)	0:42.94 (5)	0:26.27 (5)	4:14.03	+35.11
6.	475	10079415601	BOUVIER Lionel		FRA	1:22.68 (6)	1:43.78 (4)	0:44.53 (6)	0:27.73 (6)	4:18.71	+39.79
7.	463	10011647963	AZNAR SABATER Àngel		ESP	1:34.74 (7)	2:03.23 (7)	0:52.76 (7)	0:33.08 (7)	5:03.80	+1:24.88
8.	464	10026985582	DALVET Pierre		FRA	1:45.00 (9)	2:14.98 (8)	0:53.20 (8)	0:34.26 (8)	5:27.42	+1:48.50
9.	467	10014654155	NICON Jean-François		FRA	1:55.72 (10)	3:03.91 (9)	1:40.84 (10)	1:48.55 (10)	8:29.00	+4:50.08
10.	465	10019301768	THOMPSON George		GBR	1:38.90 (8)	5:33.18 (10)	1:11.10 (9)	0:35.45 (9)	8:58.61	+5:19.69

Non Partants

DNS	471	10053878127	RODRIGUES Nelson		POR					DNS	
-----	-----	-------------	------------------	---	-----	--	--	--	--	------------	--

Final Run Result - Men Masters 55-59

Rank	BIB	UCI ID	Name		S1	S2	S3	S4	Result	Gap	
1.	482	10012654743	VAXELAIRE Nicolas		FRA	1:16.99 (1)	1:37.15 (1)	0:42.12 (1)	0:27.68 (4)	4:03.93	--
2.	476	10088599477	COBB John		GBR	1:17.76 (2)	1:41.86 (2)	0:42.64 (2)	0:25.70 (1)	4:07.94	+4.01
3.	480	10047942434	ČÍLA Jiří		CZE	1:21.48 (3)	1:46.16 (4)	0:44.35 (3)	0:26.84 (2)	4:18.82	+14.89
4.	481	10039488044	LAGO LÓPEZ Jordi		ESP	1:23.82 (4)	1:43.89 (3)	0:46.31 (5)	0:27.12 (3)	4:21.13	+17.20
5.	478	10139693421	VASSALLI Jean-Yves		SUI	1:25.96 (5)	1:52.27 (5)	0:46.20 (4)	0:29.52 (5)	4:33.94	+30.01
6.	479	10040488891	SERRA MARZA Joan		ESP	1:37.63 (6)	2:08.22 (6)	0:54.46 (6)	0:32.70 (6)	5:12.99	+1:09.06
7.	483	10024870679	NÉRON Marc-Antoine		FRA	1:45.95 (7)	2:21.93 (7)	0:58.30 (7)	0:34.56 (7)	5:40.72	+1:36.79

Non Partants

DNS	477	10047947181	SUCHOMEL Milan		CZE					DNS	
-----	-----	-------------	----------------	---	-----	--	--	--	--	------------	--


Final Run Result - Men Masters 60-64

Rank	BIB	UCI ID	Name			S1	S2	S3	S4	Result	Gap
1.	489	10012073349	FELLAY Benoît		SUI	1:19.00 (1)	1:43.25 (1)	0:43.91 (1)	0:28.92 (2)	4:15.06	--
2.	485	10014100144	RIZZO Bruno		FRA	1:23.05 (2)	1:48.84 (2)	0:56.74 (3)	0:27.46 (1)	4:36.08	+21.02
3.	487	10019438477	BINNS Richard		GBR	1:30.96 (3)	2:00.85 (3)	0:48.65 (2)	0:31.12 (3)	4:51.56	+36.50
4.	488	10119470638	WHITE Michael		IRL	1:45.69 (4)	2:15.67 (4)	1:16.57 (4)	0:37.33 (4)	5:55.24	+1:40.18

Final Run Result - Men Masters 65-69

Rank	BIB	UCI ID	Name		S1	S2	S3	S4	Result	Gap
1.	493	10035135202	SCHUSTER Max	 AUT	2:06.76 (1)	2:24.07 (1)	1:06.10 (1)	0:37.35 (1)	6:14.26	--



Final Run Result - Men Masters 70+

Rank	BIB	UCI ID	Name		S1	S2	S3	S4	Result	Gap	
1.	496	10016534137	GEX Claude		SUI	2:26.41 (1)	3:22.05 (1)	1:23.34 (1)	0:46.31 (1)	7:58.10	--

Final Run Result - Women Masters 40-44

Rank	BIB	UCI ID	Name		S1	S2	S3	S4	Result	Gap
1.	391	10055142864	GUTIÉRREZ PUIGARNAU Anna 	ESP	1:46.32 (1)	2:36.76 (1)	0:57.75 (1)	0:35.99 (1)	5:56.81	--

Final Run Result - Women Masters 45-49

Rank	BIB	UCI ID	Name		S1	S2	S3	S4	Result	Gap
1.	393	10005884446	RABEDER Elke	 AUT	1:25.93 (1)	1:54.06 (1)	0:47.30 (1)	0:27.90 (1)	4:35.18	--
2.	392	10082983076	HOOIJSCHUUR Manon	 NED	1:31.66 (2)	2:45.56 (2)	0:52.24 (2)	0:34.98 (2)	5:44.43	+1:09.25