



Remuneration report

The remuneration policies of the Directors and of the Executive Committee are inspired by current legislation, and by the Belgian Corporate Governance Code 2020 ("the 2020 Corporate Governance Code") as well as by the market practices and trends, but also according to the Proximus context, its specific strategies and its ambition to participate in an inclusive, secure, sustainable and prosperous digital Belgium.

Our company is taking particular care to provide relevant and transparent information on the general principles governing its remuneration policy and the level of remuneration of the members of the Board of Directors and of the Executive Committee. The Proximus Remuneration Policy has been approved by the General Meeting of Shareholders of Proximus on 21 April 2021 and is available on the corporate website of Proximus [🔗](#).

All amounts in this remuneration report are presented as gross amounts. For employees this is the gross salary (excl. employer's social contribution) and for self-employed employees this is the gross remuneration (excluding VAT).

Remuneration of the members of the Board of Directors

Structure of the remuneration of the members of the Board of Directors

The principle of continuity with the past has been maintained. The remuneration adopted by the General Assembly of 2004 has remained applicable in 2021 and no substantial change of the policy is expected for the coming years.

The Board of Directors is composed of no more than fourteen members, including the Chief Executive Officer ("the CEO"). The CEO is the only executive member at the Board, all other members are non-executive Directors.

The CEO is not remunerated for the exercise of his mandate as member of the Board of Directors and of the Committees, nor for any other mandate within the Group subsidiaries Boards of Directors.

The non-executive Directors are remunerated as follows:

- For the Chairman of the Board of Directors:
 - An annual fixed compensation of € 50,000 granted pro rata temporis of the duration of the mandate.
 - An attendance fee of € 10,000 per attended meeting of the Board of Directors.
 - An attendance fee of € 2,500 per attended meeting as a member of an advisory committee of the Board of Directors. This fee is doubled per attended meeting as chairman of this advisory committee.
 - An annual fixed allowance of € 4,000 for communication costs
 - The use of a company car.

- For the other members of the Board of Directors:
 - An annual fixed compensation of € 25,000 granted pro rata temporis of the duration of the mandate.
 - An attendance fee of € 5,000 per attended meeting of the Board of Directors.
 - An attendance fee of € 2,500 per attended meeting as a member of an advisory committee of the Board of Directors. This fee is doubled per attended meeting as chairman of this advisory committee.
 - An annual fixed allowance of € 2,000 for communication costs.

These amounts are paid semi-annually and are not subject to indexation.

For the performance of their Board mandates, the non-executive Directors do not receive any variable performance-based remuneration, nor do they receive benefits linked to complementary pension plans or any other group insurance.

Although the 2020 Corporate Governance Code recommends that non-executive board members should receive part of their remuneration in the form of shares in the company, the company has decided not to comply with this provision taking into account its specific shareholdership, having the Belgian State as majority shareholder.

The Chairman of the Board of Directors is also Chairman of the Joint Committee and of the Pension Fund, and he does not receive any fees for these mandates.

Remuneration granted to the members of the Board of Directors in 2021

The total amount of the remunerations granted in 2021 to all the members of the Board of Directors, Chairman included, is amounting to gross € 1,192,366.

The overview of the individual gross amounts paid out to the Directors in 2021, based on their activities and attendance to Board and Committee meetings, is presented in the following table.

During the year 2021 were held:

- 9 meetings of the Board of Directors
- 5 meetings of the Audit & Compliance Committee
- 6 meetings of the Nomination & Remuneration Committee
- 2 meetings of the Transformation & Innovation Committee

Remuneration granted to the members of the Board of Directors in 2021

Directors	Annual fix compensation	Attendance fees	Allowance*	Total 2021
Stefaan De Clerck	€ 50,000	€ 142,500	€ 6,616	€ 199,116
Guillaume Boutin	-	-	-	-
Karel De Gucht	€ 25,000	€ 50,000	€ 2,000	€ 77,000
Pierre Demuelenaere	€ 25,000	€ 72,500	€ 2,000	€ 99,500
Martin De Prycker	€ 25,000	€ 65,000	€ 2,000	€ 92,000
Martine Durez	€ 25,000	€ 60,000	€ 2,000	€ 87,000
Ibrahim Ouassari	€ 17,361	€ 35,000	€ 1,389	€ 53,750
Catherine Rutten	€ 25,000	€ 57,500	€ 2,000	€ 84,500
Isabelle Santens	€ 25,000	€ 45,000	€ 2,000	€ 72,000
Joachim Sonne	€ 25,000	€ 57,500	€ 2,000	€ 84,500
Agnès Touraine	€ 25,000	€ 50,000	€ 2,000	€ 77,000
Catherine Vandendorre	€ 25,000	€ 70,000	€ 2,000	€ 97,000
Luc Van den hove	€ 25,000	€ 65,000	€ 2,000	€ 92,000
Paul Van de Perre	€ 25,000	€ 50,000	€ 2,000	€ 77,000
Total	€ 342,361	€ 820,000	€ 30,005	€ 1,192,366

* Annual fixed telecom allowance. For the Chairman, this amount also includes the benefit in kind related to the use of company car, which amounted to € 2,616 in 2021.

The following table gives an overview of the remuneration granted over the last 5 years to members of the Board of Directors, Chairman included. The year-over-year variance is

solely due to the number of board and committee meetings held per calendar year and the attendance or absence of members at these meetings.

	Total 2017	Total 2018	Total 2019	Total 2020	Total 2021
	€ 1,080,244	€ 1,000,499	€ 1,243,509	€ 1,231,116	€ 1,192,366
Year-over-year variance		-7.4%	+24.3%	-1.0%	-3.1%

Global Rewards Program – general vision

As provider of digital services and communication solutions, our company is operating in a complex, dynamic and constantly changing environment, on a highly competitive and rapidly evolving Belgian and international telecom market.

To achieve our transformation, ambitions and objectives, and so ensure the long-term sustainability of our Group, we need qualified, talented and highly committed employees and managers, working in close cooperation, building resilience and promoting our culture and values. It is therefore critical to have a competitive and market attractive Global Rewards Program for both the Executive Committee members and all other members of the Top Management, as well as for the entire workforce.

Our company has innovative, competitive and market attractive remuneration policies and practices that are regularly assessed and updated through close cooperation with universities and external human resources fora. The practices used for the remuneration of our employees – wages and working conditions included – are defined in a process of dialogue with the Board of Directors and with the social partners.

In view of its history as a company under public law, our company presents certain differences, in its dynamics and structure, compared to the private sector. These differences have had a considerable influence on the evolution of its remuneration policy. Our human resources department has thus developed creative and modular programs to meet our obligations related to the statutory nature of the employment of certain staff members and has introduced new elements that have made it possible to harmonize policies between statutory and contractual staff members.

The main objectives of our Global Rewards Program are as follows:

- To drive performance that generates long-term profitable growth and create long-term value for our Group as a reference operator;
- To stimulate empowerment and accountability to meet our commitment to participate in the creation of an inclusive, safe, sustainable and prosperous digital Belgium;
- To offer a fair and equitable remuneration to our staff (both to civil servants and to the contractual employees), and competitive on the market;
- To recognize and reward high performance in line with our company values and culture;
- To link pay to both individual performance and the overall success of our company in order to reinforce the alignment with the business strategy and successful execution
- To enable our company to attract and retain market's talents at all levels;
- To combine the needs and responsibilities of employees and their families with those of the company and society at large.

Our company also maintains – and modernises – additional motivational instruments, such as work- life benefits (e.g. sick childcare and hospitalisation), wellbeing initiatives and social assistance.

Our priority is to work on the basis of remuneration practices that prepare the future and support the promise made to our employees to empower them to take accountability, to achieve our company's ambition and strategic objectives and to make them proud of the successes we achieve together.

Remuneration of the members of the Executive Committee

Decision-making process

The remuneration program of the Executive Committee and the individual remuneration packages are set by the Board of Directors upon recommendations from the Nomination & Remuneration

Committee. The individual remuneration packages are defined according to the individual responsibilities, sustained performance and critical skills.

Competitiveness of the remuneration of the Executive Committee

The remuneration policies and practices applicable to the Executive Committee are aimed to reward the executives competitively and at rates that are attractive in the market, align the interests of management and shareholders and comply with the governance rules applicable in Belgium. Although the 2020 Belgian Corporate Governance Code recommends that the Board should set a minimum threshold of shares to be held by the members of the Executive Committee, the company has decided not to comply with this provision taking into account its specific shareholdership, having the Belgian State as majority shareholder.

To achieve its transformation, ambitions and objectives, and thus ensure the long-term sustainability of the Group, our company intends to attract and retain qualified, talented and committed leaders for its Executive Committee. We want to recognize clear role models, who deliver a high level of performance and promote our culture and values.

Like the rest of the top management of our company, the members of the Executive Committee benefit from dedicated reward programs which focus on the principles of our strategy to consistently reward high performance of individuals and of the company. A significant part of their total remuneration is variable, based on stringent quantitative and qualitative performance criteria, and is driven by our company's objectives in terms of performance and growth. This way, our company wants to

encourage them to deliver a long-term, sustainable profitable growth, in line with our Group's strategy and the expectations of our shareholders.

The market positioning of these remuneration packages is reviewed on a regular basis by benchmarking the remuneration of the members of our Executive Committee against both the BEL 20 companies (financial sector excluded) and a set of peer companies in the European Telecommunications and ICT sector. This analysis aims to ensure that the global remuneration of each member of the Executive Committee remains adequate, fair and in line with market practices and consistent with the evolution of both his/her responsibilities and the market situation of the Proximus Group in terms of size, scope of activities and financial results.

To distinguish ourselves from other employers, our company seeks to differentiate in the total package offered, by providing not only a cash remuneration but also other benefits. A limited degree of freedom is also left to the top management, the CEO and the other members of the Executive Committee included, with regard to the choice of the pay-out means of their variable compensation.

All the amounts mentioned in this report are gross amounts before employer's social contribution.

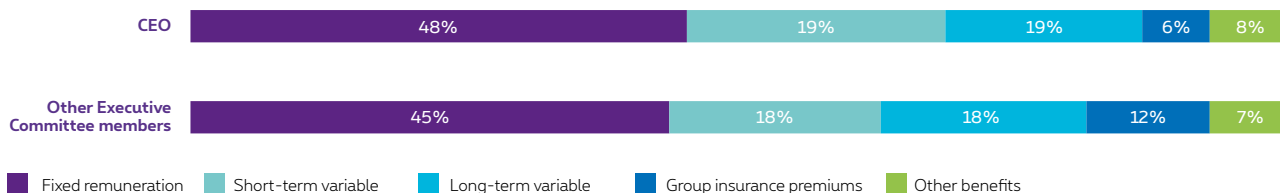
Remuneration structure of the Executive Committee

The remuneration of the members of the Executive Committee is built upon the following components:

- Fixed remuneration
- Short-term variable remuneration
- Long-term variable remuneration
- Group insurance premiums
- Other benefits
- One-off and exceptional bonuses.

Current variable remuneration policy is aligned for all Executive Committee members, CEO included. The target percentage of both the short-term and the long-term variable remuneration amounts to 40% of the fixed remuneration.

Relative importance of the various components of the on-target remuneration before employer's social contribution (end 2021)



The CEO and the other members of the Executive Committee do not receive any remuneration in the form of Proximus shares or Proximus stock options.

No substantial change of the remuneration policy is expected for the coming two years.

Fixed remuneration

The fixed remuneration consists of a fixed salary earned by the CEO and by the other members of the Executive Committee for the reported year in such respective roles. This remuneration is defined by the nature and the specificities of the function and by the level of individual skills and experience, considering market practices. This remuneration is allocated regardless of the results and is contractually subject to the consumer price index¹.

The fixed remuneration of the CEO is set by the Board of Directors at the beginning of his six-year mandate for the duration of his mandate. The fixed remuneration of the Executive Committee members others than the CEO is regularly assessed by the Nomination & Remuneration Committee, based on an extensive review of sustained performance and assessment of potential of each member provided by the CEO, as well as on external benchmarking data on market practices. Thereby, the evolution of the fixed remuneration depends on the competency level of the Executive Committee member, of his or her sustained performance level, of the evolution of his or her responsibilities, as well as of the evolution of the market. Possible adjustments are always submitted to the Board of Directors for approval.

Fixed remuneration in K€ before employer social contribution over 5 years

As for the CEO, the amounts reported for 2017 to 2018 were paid to the former CEO, Mrs. Leroy, as for most of 2019 (385 K€) while one month in 2019 (44 K€) and the amounts reported since 2020 were paid to the current CEO, Mr. Boutin.

Specific changes in the composition of the Executive Committee have impacted the total fixed remuneration paid in 2020 and in 2021 to the other Executive Committee members others than the CEO. The role of Chief Consumer Market Officer has been vacant for 2 months in 2020 and the role of Chief Financial Officer has been vacant from June 2020 till March 2021 included. Besides, an additional role has been created at Executive Committee level in 2021 in order to support our digital transformation and ambitions, and a new member has therefore joined the Executive Committee in April 2021.



The roles acted ad interim as CEO or as other member of the Executive Committee are not taken into consideration for current report.

¹ in accordance with the rules laid down by the Law of 1 March 1977 organising a system of linking certain public sector expenditure to the State consumer price index, as amended by Royal Decree No 178 of 30 December 1982

Short-term variable remuneration

Purpose and components of the short-term variable remuneration

The members of the Executive Committee, CEO included, receive a target short-term variable remuneration expressed as a percentage of the annual fixed remuneration. This target percentage is identical for all Executive Committee members, CEO included, and amounts to 40% of the fixed remuneration.

Our short-term variable remuneration system has been designed to support the strategy and the values of our Group and to enhance a performance-based management culture.

Our company indeed considers close collaboration of all employees to be imperative. All efforts need to be focused and aligned towards the Group's ambition to be successful and ensure its sustainability.

The Group results are therefore highly impacting (for 60%) the short-term variable remuneration of the members of the Executive Committee, on top of the individual performance (for 40%), and this in line with our company values.

Group performance – Key performance Indicators (KPIs)

The short-term annual variable remuneration is for 60% based on the Group's performance against a set of Key Performance Indicators (KPIs), that are, on a yearly basis, defined by the Board of Directors upon recommendation from the Nomination & Remuneration Committee. These KPIs are the so called STI KPIs (Short Term Incentives KPIs).

The amounts of short-term variable remuneration mentioned in current report are the ones paid out to the Executive Committee members in the course of 2021 and are thus related to the results of the Group KPIs of the 2020 performance year.

The Nomination and Remuneration Committee recommended the following set of KPIs to the Board of Directors for the 2020 performance year:

Strategic Goal 2020	STI KPI 2020	KPI nature
Sustainable Growth	Business Cash Flow	Financial
	Net Acquisition Value	Mixed
	Gross OPEX Savings	Financial
Digital Company	Customer Experience	Non-Financial
	Digital	Non-Financial
Gigabit Network	Fiber Value Creation	Mixed
Employees	Employee Experience	Non-Financial

Each Strategic Goal has a weight in the overall STI KPI framework, in line with its relative importance for the Group. Each Strategic Goal has a number of clearly identified, specific, measurable and actionable KPIs associated to it. These KPIs are either of a financial, a non-financial or a mixed nature.

For the sake of confidentiality, the STI KPIs are only reported a posteriori in this report.

The high ESG (Environmental, Social and Governance) ambitions of our Group are more and more reflected in our STI KPIs.

The chosen KPIs show our company's societal commitment to contribute to a more digital future for our country, accessible to all. Apart from the higher speeds and energy efficiencies brought by our new Fiber network, some additional specific STI KPIs have been added to the framework of 2021, to measure our efforts to evolve towards a more green, circular and safe society. In 2021, these KPIs included the number of returned fixed and mobile devices for refurbishment or recycling, the volume of recycled copper cables after building out-phasing/cleaning, roadworks and cable repair and our resilience to cyber security attacks. The framework of 2022 replaces the KPI of copper recycling with the companywide CO₂ emissions reduction. Over the years, more comprehensive sustainability and digitalisation KPIs will be considered for the Group KPIs framework, in line with the increased importance of climate change and digital inclusion on the societal agenda.

A detailed definition for each of the STI KPIs can be found in the following table.

Strategic goal 2020	STI KPI 2020	Weight	KPI Definition
Sustainable Growth	Business Cash Flow	30%	Amount of Cash generated by the business operations.
	Net Acquisition Value	10%	Annualized value generated/destroyed by gains and losses of customers in the mass- and professional markets.
	Gross OPEX Savings	10%	Savings in Operational Expenditure, realized through internal initiatives aiming at reducing our cost base via increased productivity or efficiency, or via decreased consumption.
Digital Company	Customer Experience	20%	This KPI consists of 4 sub-KPIs, each computed as a weighted average of underlying indicators per customer segment. They only relate to the Proximus brand, excluding Scarlet. 1 Net Promoter Score 2 Customer Effort Score "New customer" 3 Customer Effort Score "Administrative Assistance" 4 Customer Effort Score "Technical Assistance"
	Digital	10%	This KPI consists of 2 sub-KPIs: 1 E-share of Sales: digital penetration of our sales volumes. 2 Contact Centre Deflation: increase of digital first interactions resulting in deflation of contact center interaction volumes.
Gigabit Network	Fiber Value Creation	10%	Deployment and value creation in our new Fiber network.
Employees	Employee Experience	10%	Measurement of our employees' engagement, agility, empowerment, accountability and strategic alignment with respect to our company.
Total		100%	

Measuring methodology: we all go the extra smile!

For each performance indicator, an end-of-year target has been defined, as well as a pay-out interval with a minimum (Min) and a maximum (Max) threshold. The targets and thresholds are defined in such a way that they stimulate the teams to go the extra (s)mile whilst remaining realistic and achievable. For a KPI that meets its end-of-year target, the short-term variable remuneration pay-out ("Multiplier") is at 100% of its target level. In case of overperformance versus target at year end, the Multiplier linearly grows to a maximum of 200% beyond which it is capped, whilst it linearly decreases to zero in case of underperformance versus target at year end.

The Business Cash Flow and the Gross Opex Savings are determined based on audited financial figures, adjusted to obtain underlying financial figures after exclusion of incidentals. Non-financial and mixed indicators are measured by internal experts and external agencies specialized in market and customer intelligence.

The achievements of these KPIs are regularly followed-up at the Executive Committee and are discussed at the Nomination and Remuneration Committee and at the Board of Directors.

Individual performance

The individual performance is taken into account for 40% in the short-term variable remuneration.

On top of the Group results, the individual performance is annually evaluated in the course of the first quarter following the end of the financial year by the Board of Directors. This evaluation is based on the recommendations made by the Chairman of the Board of Directors for the CEO performance and by the CEO for the other members of the Executive Committee.

Throughout each performance period, the achievements of the on-going year are regularly measured and discussed. The final evaluation takes into account the realizations versus predefined measurable individual objectives as well as the achievements of the Executive Committee members in their leadership role and their active role in the promotion of our company culture and values.

These individual objectives are set every year in line with the specific role and responsibilities of each Executive Committee member and need to reflect our long-term corporate strategy which is cascaded within the company and included in the individual objectives as to enable our Group to fulfil its ambitions.

We are committed to stimulate high and sustainable levels of performance in a spirit of innovation, collaboration, agility and personal development.

Upon final evaluation, the Board of Directors will not only take into consideration the individual differentiation between the members of the Executive Committee in terms of performance and talent but will also ensure that the total amount allocated for individual performance is in line with the results at Group level, in order to consolidate the interdependence between the individual contribution and the company's performance.

Short-term variable remuneration allocation

As mentioned above, the amount effectively paid to the CEO and to the other members of the Executive Committee varies according to the Group results (for 60%) and to the evaluation of the individual performances (for 40%) by the Board of Directors.

In case of objectives realization at 100%, the CEO or the other members of the Executive Committee gets 100% of his or her short-term variable remuneration target amount. In case of excellent performance at Group and individual level, the short-term variable remuneration can go above the 100% of the target amount, with a cap at 200%, according to a linear allocation curve. Conversely, this percentage can drop down to 0% in case of severe underperformance.

As also stated above, the Board of Directors will always ensure that the total amount allocated for individual performance is in line with the results at Group level, in order to consolidate the interdependence between the individual contribution and the company's performance.

One of the principles of our company's remuneration policy is the degree of freedom for the top management, the CEO and the other members of the Executive Committee included, with regard to the choice of pay out means of their variable remuneration.

Long-term variable remuneration

Purpose and components of the long-term variable remuneration

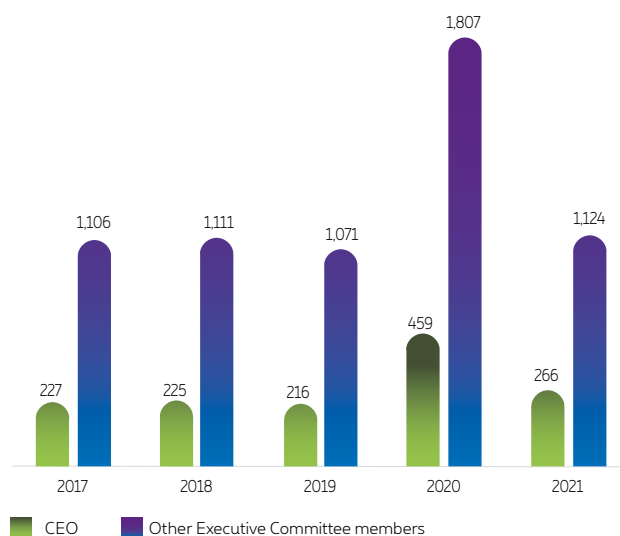
Our company wants to encourage its Executive Committee, as well as the other members of its top management, to generate

They therefore get the opportunity to invest part of their short-term variable remuneration in a bonus pension plan, i.e. an additional supplementary pension plan, and to receive part of their short-term variable remuneration in cash bonuses, in non-recurring benefit or in (non-Proximus) warrants or fund options, always within the limits of the relevant regulations.

Short-term variable remuneration in K€ before employer social contribution over 5 years

In 2021, a short-term variable remuneration has been allocated to the CEO for a total amount of gross € 265,614. The amounts reported till 2019 were paid to the former CEO, Mrs. Leroy. The amount reported for 2020 included the amount paid to the current CEO, Mr. Boutin (€ 18,833 gross) but also included the amount (€ 440,000 gross) paid out to former CEO, Mrs. Leroy, for her performance years 2017 to 2019.

The total short-term variable remuneration effectively allocated in 2021 to the other members of the Executive Committee (2020 performance year) amounts to gross € 1,123,605. The year-to-year variations are mainly resulting from (i) the variations in the Group KPI results, from (ii) the changes in the composition of the Executive Committee and from (iii) the exceptional bonus paid in 2020 to our former Chief Financial Officer, Mrs. Dufour, rewarding her excellent performance in the course of 2019 in her ad interim CEO role. The reported amount for 2020 also included the amount paid to the current CEO, Mr. Boutin, for his performances in 2019 as member of the Executive Committee (before his nomination as CEO).



sustainable and profitable performance and growth over the long term, in line with our strategy at Group level, our societal ambitions and the expectations of our shareholders and all our other stakeholders.

To achieve this ambition, the remuneration policy of our Executive Committee, CEO included, significantly links their variable remuneration to our Group's long-term financial and non-financial strategic objectives through a long-term variable remuneration.

Long-term variable remuneration allocation

The members of the Executive Committee, CEO included, receive a target long-term variable remuneration expressed in a percentage of the fixed remuneration. This target percentage is the same as the percentage of their target short-term variable remuneration, i.e. 40% of the annual fixed remuneration.

The long-term variable remuneration is allocated to the members of the Executive Committee by the Board of Directors upon recommendations made by the Nomination & Remuneration Committee. The long-term incentives plan currently in place is a long-term Performance Value Plan, which has been adopted by our company in 2013 and reviewed in 2019.

Long-term Performance Value Plan

The long-term incentive plan offered by our company to its executives is currently set up as a Performance Value Plan. Under this Performance Value Plan, targets are defined and fixed for the next 3 years and as a result, the awards granted are blocked for a period of 3 years. The amount actually paid after vesting, will depend on a final multiplier as described below.

This plan has been designed to keep the long-term variable remuneration of the executives balanced and attractive while maximizing Proximus Group's long-term value by aligning the interests of Proximus Group's executives with Proximus Group's shareholders and stakeholders. It aims to ensure that the actions

and initiatives taken by the executives are guided by long-term and sustainable interests. Therefore, this remuneration clearly constitutes a long-term incentive.

Executive Committee members who would put an end to their employment relationship with our company before the end of the blocking period would lose the awards granted. This rule also applies in case the company puts an end to an employment relationship for serious cause on the part of a member of the Executive Committee.

Long-term Incentive Key Performance Indicators

Just like the STI KPIs, the Key Performance Indicators used in the frame of the Long-term Performance Value Plan - the so called LTI KPIs - are also related to the strategic goals of our Group and enable us to assess the progresses of our Group towards our societal ambitions, strategy and sustainability on the long term.

In that respect, 3 KPIs have been defined which enhance the sense of long-term and sustainable business vision among Proximus Group's senior management and support Proximus in delivering sustainable Free Cash Flow and improving our brand perception and reputation:

- 2 financial KPIs: The Total Shareholder Return of Proximus and the Group Free Cash Flow
- 1 non-financial KPI: The Reputation index of Proximus

The KPIs have been given different weights in the overall Long-term Performance Value Plan framework, in line with their relative importance in terms of long-term sustainability of the Group. A detailed definition for each of the KPIs, as well as their weight factors, can be found in the following table.

LTI KPI	Weight	KPI Definition and Measurement
Total Shareholder Return	40%	This criteria reflects Proximus' long-term competitiveness on the European telecom market by measuring its position against a representative basket of comparable European companies with respect to their Total Shareholder Return. The Total Shareholder Return being defined as the combination of share price appreciation and the dividends paid to show the total return to the shareholder. Current basket of European companies is the following: Deutsche Telekom, Orange, KPN, BT, Swisscom, Telefonica, Telecom Italia, Telenor, TeliaSonera and OTE. This KPI is measured annually, per calendar year, and the annual result is expressed as a percentage between 0 and 175, depending on the ranking of Proximus within the peer group.
Group Free Cash Flow	40%	The Group Free Cash Flow KPI will measure Proximus' healthy financial evolution over the years. Group Free Cash Flow targets are defined by Proximus' Board of Directors in line with the 5-year plan. This KPI is assessed annually against the objectives set and the annual result is expressed as a percentage between 0 and 175.
Reputation index	20%	The Reputation Index is a holistic, measurable and actionable KPI enabling Proximus to fully integrate the concept of reputation into its long-term strategy. It measures the corporate reputation of the company in the perception of relevant external stakeholders, representing long term value creation for these stakeholders. While corporate reputation is impacted by a wide range of attributes, the corporate reputation KPI is based on Proximus' performance on three reputation attributes (Fair in the way we do business, Positive influence on society and Meets customer needs), selected based on their statistic impact on reputation and their strategic relevance. A third-party company, the Reputation Institute, measures the annual results which are expressed as a percentage between 0 and 175.

For the Reputation Index and the Group Free Cash Flow, targets and thresholds are defined in such a way that they stimulate the teams to go the extra mile whilst remaining realistic and achievable on the long-term.

Each year, an annual result is calculated on the basis of the weighted average of the 3 above-mentioned performance criteria. After the blocking period of 3 years, the Performance Values vest and the Performance Values are then paid to the beneficiaries according to the final multiplier, being the average of the three yearly multipliers.

In case of final multiplier at 100%, the executives get 100% of the long-term variable remuneration originally granted to them. In case of sustained excellent Group performance over this 3-year period, the final multiplier for the long-term variable remuneration can go above the 100%, with a cap at 175%. Conversely, this percentage can drop down to 0% in case of severe underperformance.

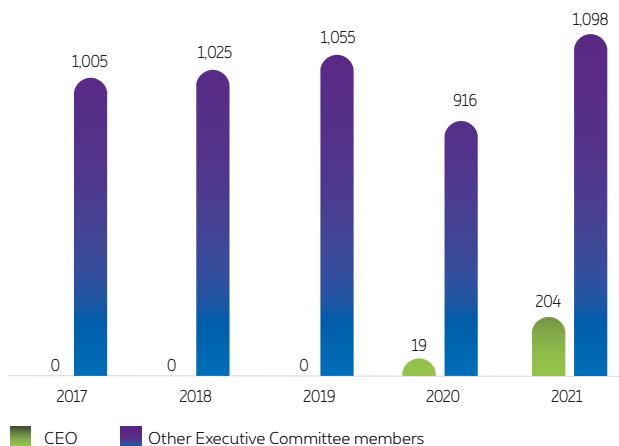
The payment of the Performance Values is made through a cash bonus.

Long-term variable remuneration granted in K€ before employer social contribution over 5 years

Given Mr. Boutin started his CEO mandate in December 2019, only the long-term variable remuneration allocated to him in the course of 2020 for one month performance in his CEO role is included in the reported granted amount for 2020. The amount allocated in 2021 refers to a full-year performance on 2020. The former CEO, Mrs. Leroy, was not eligible to long-term variable remuneration.

The total long-term variable remuneration effectively granted to the members of the Executive Committee others than the CEO was amounting to gross € 916,375 in 2020 and to € 1,097,703 in 2021. The year-to-year variations are mainly resulting from the changes in the composition of the Executive Committee.

The CEO and the other members of the Executive Committee did not receive any Proximus shares nor Proximus stock options over the last 5 years.



Group insurance premiums

Complementary pension

The CEO participates in a complementary pension scheme entirely financed by Proximus which foresees an annual defined contribution calculated as a percentage of the fixed remuneration. This percentage amounts to 10%.

Formula for complementary pension of the CEO = 10% * W
W = reference salary = monthly salary multiplied by 12

The other members of the Executive Committee participate in a complementary pension scheme entirely financed by Proximus which consists of a "Defined Benefit Plan" offering pension rights

which are in line with market practices. This scheme therefore corresponds to a promise made by the company of a certain amount at retirement age based on the plan rules, an amount that does not depend on an investment return.

Formula for complementary pension of the other members of the Executive Committee = $N/60 * W - N/45 * ELP$
N = number of service years expressed in months and years
W = reference salary = monthly salary multiplied by 12
ELP = Estimated Legal Pension = half of the legal pension ceiling

Other group insurances

The CEO and the other members of the Executive Committee also benefit from other group insurances in line with market practices, such as life and invalidity insurances.

As for the life insurance, the beneficiaries of the CEO or of another member of the Executive Committee will receive, in the event of death during the term of his or her contract, a gross capital lump equal to the monthly salary multiplied by 60.

In the event of work incapacity due to illness or private accident, the professional income of the CEO or another member of the Executive Committee is 100% guaranteed for the first three months of the incapacity. As from the fourth month, the disability insurance covers the payment of a disability annuity by the insurance company on top of the ceiling of the legal sickness-disability insurance provided by the Belgian social security.

Average premiums for the company

The average premiums paid by our company for the group insurances of the CEO is estimated to 13% of his fixed remuneration.

As for the other members of the Executive Committee, the average premiums paid by our company for their group insurances over the last 5 years amounted to about 22% of their fixed remuneration. In 2021 these premiums amounted to about 26% of their fixed remuneration but it includes a few regularizations.

Group insurance premiums in K€ before employer taxes over 5 years

The amounts reported till 2019 for the CEO were paid to the former CEO, Mrs. Leroy. The amounts reported since 2020 were paid to the current CEO, Mr. Boutin. The decrease is due to the change of complementary pension plan features with the nomination of current CEO, Mr. Boutin.

The year-to-year variations for the other members of the Executive Committee are mainly resulting from the changes in the composition of the Executive Committee and to a few regularizations in 2021.



Other benefits

Our Group wants to stimulate its executives by offering a portfolio of benefits and advantages that are competitive in the marketplace and consistent with the Group's culture. The CEO and the other members of the Executive Committee receive benefits on top of their remuneration, including medical insurance, the use of a company car, welfare benefits and other benefits in kind. Comparative assessments are regularly made on these benefits which are adapted according to the common market practices.

Where feasible, our portfolio of benefits and advantages is tailored and updated in line with our company's ambition to act for a green and digital society. For instance, our mobility program is now focused on clear objectives of a greener fleet and of a wide offer of green alternatives to car use for our employees, members of the Executive Committee included.

Non-recurring costs – like relocation costs upon recruitment of new members residing abroad, for instance – are impacting the evolution from year to year of the total cost for our company for these benefits and advantages. The ratio versus the fix remuneration can therefore significantly evolve from a year to another.

One-off and exceptional bonuses

The Board of Directors may, in exceptional circumstances and upon recommendations made by the Nomination & Remuneration Committee, grant one-off bonuses to one or more members of the Executive Committee.

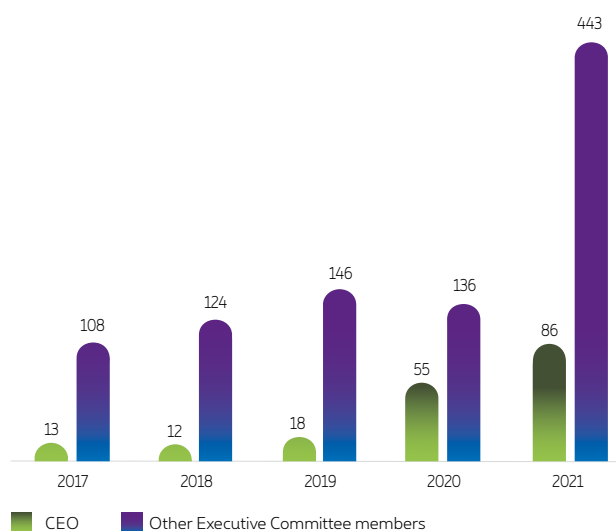
This may be necessary, for example, in the case of additional responsibilities exceptionally assumed by a member of the

Other benefits in K€ before employer taxes over 5 years

For 2021, this ratio is estimated to 17% for both the CEO and the other members of the Executive Committee.

The amounts reported for the CEO till 2019 were paid to the former CEO, Mrs. Leroy. The amounts reported for 2020 and 2021 were paid to the current CEO, Mr. Boutin. The increases in 2020 and 2021 of the Other benefits are mainly due to specific advantages related to the foreign executive status of current CEO.

The significant increase in other benefits for members of the Executive Committee is mainly due to specific advantages related to the foreign executive status of several members, including the specific costs related to the recruitment in 2021 of two members from abroad, like the relocation costs.



■ CEO ■ Other Executive Committee members

Executive Committee when an Executive Committee position is vacant, or in the event that a sign-on or a special retention bonus would be necessary due to market circumstances. If granted, such bonuses are reported together with the short-term variable remuneration. These possible exceptional bonuses are included in the total short-term variable remuneration amount allocated to the other Executive Committee members.

Recovery of undue variable remuneration

A claw back stipulation is part of the contract of the CEO enabling our company to recover the paid short-term and long-term variable remuneration or to withhold the payment of this variable remuneration in the case of established fraud.

As for the other members of the Executive Committee, the employment contracts of those members appointed as from January 1, 2020 include a specific claw back stipulation regarding the recovery in favour of our company of the short-term and long-term variable remuneration that would have been attributed

to them on the basis of erroneous financial information. The employment contracts of those members appointed prior to January 1, 2020, however, do not include such a stipulation.

These stipulations do not mention the way undue variable remuneration would be recovered. If the case were to arise, which seems unlikely in view of the multiple controls and audits carried out before publication of the results, the recovery would be analysed, both in terms of the amounts to be recovered and the way to do it.

Main provisions of the contractual relationships

Proximus' contractual relations with the CEO and the other members of the Executive Committee are in line with current market practice.

Contractual arrangement with the CEO

The CEO has a contract as self-employed executive with a fixed six-year term.

The CEO is bound by a non-competition clause, prohibiting him during 12 months after leaving the Group from working for any company of the telecommunication industry that is active in Belgium, in Luxemburg or in The Netherlands. If activated by our company, the CEO would receive an amount equal to one year's fixed remuneration as compensation.

The CEO is also bound by exclusivity and confidentiality obligations and is liable for respecting the company codes and policies, like the Code of Conduct and the Dealing Code.

If the CEO mandate is revoked by our company before the end of the six-year term, except if the mandate is ended for reason of material breach, our company will pay the CEO a contractual termination indemnity equal to one year's fixed salary and target short-term variable remuneration.

Main contractual terms of the other Executive Committee members

Our company and the other members of the Executive Committee are bound by employment agreements for an indefinite period that comply with Belgian corporate governance legislation and are all subject to Belgian jurisdiction.

All members of the Executive Committee other than the CEO are bound by a non-competition clause prohibiting them during 12 months after leaving the Group from working for any other mobile or fixed licensed operator active on the Belgian market. If activated by our company, he/she would receive an amount equal to six months' fixed remuneration as compensation.

Just like the CEO, the other members of the Executive Committee are also bound by exclusivity and confidentiality obligations and are liable for respecting the company codes and policies, like the Code of Conduct and the Dealing Code.

They have a contractual termination clause which foresees an indemnity of one year's remuneration. Nevertheless, we will apply the Belgian mandatory employment law if it provides for a longer notice period (or a corresponding higher termination indemnity).

General overview

Below charts reflect the remuneration allocated to the members of the Executive Committee over the last 5 years by our company

or any other undertaking belonging to the Group (benefit based on gross or net remuneration, depending on the type of benefit).

Remuneration overview of the CEO

Please note that for 2020, the current CEO, Guillaume Boutin, received 1/12 of the short- (€ 18,833 gross) and long-term variable remuneration (€ 18,833 gross). In 2021, he was entitled to 12 months short- and long-term variable remuneration (respectively € 265,614 gross STI in line with Group KPIs achieved and € 203,996 gross LTI)

CEO	2017	2018	2019	2020	2021
Fixed remuneration	€ 515,108 55%	€ 522,810 56%	€ 429,498 52%	€ 507,492 45%	€ 512,537 45%
Short-term variable remuneration	€ 227,195 24%	€ 225,295 24%	€ 215,661 26%	€ 458,833 41%	€ 265,614 23%
Long-term variable remuneration	€ 0 0%	€ 0 0%	€ 0 0%	€ 18,833 2%	€ 203,996 18%
Group insurance premiums	€ 181,243 19%	€ 180,003 19%	€ 157,433 19%	€ 78,550 7%	€ 69,007 6%
Other benefits	€ 13,357 1%	€ 12,438 1%	€ 17,619 2%	€ 55,083 5%	€ 86,402 8%
Subtotal (excl. employer's social contribution)	€ 936,903	€ 940,546	€ 820,211	€ 1,118,791	€ 1,137,556
Termination benefits	€ 0 0%	€ 0 0%	€ 0 0%	€ 0 0%	€ 0 0%
Total (excl. employer's social contribution)	€ 936,903	€ 940,546	€ 820,211	€ 1,118,791	€ 1,137,556

* CEO: All amounts reported till 2019 were paid to the former CEO, Mrs. Leroy. The short-term variable remuneration amount reported for 2020 includes the amount of a deferred short-term variable remuneration (€ 440,000 gross) paid out to former CEO, Mrs. Leroy, for her performance years 2017 to 2019. The contract of current CEO foresees short- and long-term variable remuneration targets both amounting to 40% of the fixed remuneration. The decrease in 2020 of the Group insurance premiums is due to the change of complementary pension plan features with the nomination of current CEO. The increase since 2020 of the Other benefits is mainly due to specific advantages related to the foreign executive status of current CEO.

All these amounts are gross amounts before employer's social contribution.

Remuneration overview of the other members of the Executive Committee

Please note that an additional role has been created at Executive Committee level in 2021 in order to support our digital transformation and ambitions.

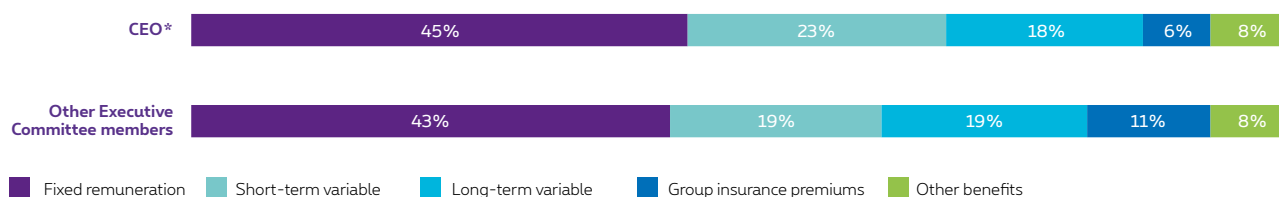
Other members of the Executive Committee	2017	2018	2019	2020	2021
Fixed remuneration	€ 2,253,540 45%	€ 2,466,946 47%	€ 2,632,038 48%	€ 2,166,045 39%	€ 2,534,773 43%
Short-term variable remuneration	€ 1,105,537 22%	€ 1,110,745 21%	€ 1,070,733 20%	€ 1,807,390 33%	€ 1,123,605 19%
Long-term variable remuneration	€ 1,005,000 20%	€ 1,025,000 20%	€ 1,055,000 19%	€ 916,375 17%	€ 1,097,703 19%
Group insurance premiums	€ 516,193 10%	€ 494,319 9%	€ 529,369 10%	€ 468,275 9%	€ 657,319 11%
Other benefits	€ 108,433 2%	€ 124,172 2%	€ 145,588 3%	€ 135,648 2%	€ 442,935 8%
Subtotal (excl. employer's social contribution)	€ 4,988,703	€ 5,221,182	€ 5,432,728	€ 5,493,733	€ 5,856,335
Termination benefits	€ 0 0%	€ 0 0%	€ 0 0%	€ 0 0%	€ 0 0%
Total (excl. employer's social contribution)	€ 4,988,703	€ 5,221,182	€ 5,432,728	€ 5,493,733	€ 5,856,335

* Other members of the Executive Committee: The increase in 2021 of the Other benefits is mainly due to specific advantages related to the foreign executive status of several members and the recruitment of two of them.

The roles acted ad interim as CEO or as other member of the Executive Committee are not taken into consideration for current report.

All these amounts are gross amounts before employer's social contribution.

Relative importance of the various components of the remuneration effectively allocated in 2021 before employer's social contribution



Wages and working conditions: internal comparisons, and company performance

The global working conditions of our senior management, CEO and members of our Executive Committee included, are highly similar to the working conditions of all other employees.

Besides being limited, the few differences in benefits that exist between top management and executive committee members on the one hand and the rest of the workforce on the other are usually related to general market practices or individual needs. For instance, while medical coverage is the same for the vast majority of our employees, senior managers included, this medical coverage is extended for employees whose taxable family income is below a certain ceiling - extension for dentures, hearing aids and other medical prostheses - and is also extended for the members of the Executive Committee as to offer market conform conditions. The differences in benefits between the members of the Executive Committee and the rest of the employees are generally more related to the status of foreign executive of several members of the Executive Committee than to the function level or role.

In terms of remuneration, we ensure consistency between the remuneration and the business results as well as consistency

between the remuneration policy of our executives and the remuneration policy of all other employees, for instance by aligning the ratio of the short-term variable remuneration actually allocated versus the target.

Our reward approach has always been designed to deliver long term sustainability, to reflect an excellent asset management risk model and to support the long-term business interests of our shareholders. It takes into account our responsibility towards our customers, our shareholders, the Belgian society and other stakeholders. This approach is also consistently applied to each subsidiary entity of our Group.

We want to recognize and fairly reward all employees' contributions. Our Group is committed to providing fair, gender neutral and consistent wages and working conditions to all employees, regardless of their level of responsibility or role. It is critical to have a competitive and market attractive Global Rewards Program for our entire workforce as to propel our company, all together, towards the future and to progress together in our ambition to participate in the construction of a green and digital Belgium we want to live in.

Pay ratio and pay evolution

The Pay ratio portraying the gap between highest and lowest paid remuneration in the company (Proximus S.A.) on a full-time basis is equal to 27.3 in 2021. This ratio is measured by comparing the highest (the CEO one) and lowest total target remuneration package (including base pay, premiums, variable pay, group insurances and benefits), excluding employer's social contributions.

Considering the scope of our organization, where everyone has a role to play but with very different levels of strategic responsibility, such a ratio is consistent and in line with market practices².

Below table aims at portraying the evolution of the average remuneration on a full-time equivalent basis of the company's employees (other than members of the Board of Directors and of the Executive Committee) between 2017 and 2021.

Average remuneration of the company's employees over years, including the year-over-year evolution

	2017	2018	2019	2020	2021
Average remuneration*	€ 76,973	€ 77,786	€ 81,802	€ 86,677	€ 87,400
Year-over-year evolution		+1%	+5%	+6%	+1%

* The average remuneration is measured by comparing the personnel costs - as published in the Social Balance sheet (code 1023) of the Annual Accounts of Proximus SA of the involved year - with the number of full time equivalents employees of Proximus SA at the closing date of the period (Executive Committee excluded).

² According to the 2020 analysis of the BEL20 and BELMID 2020 Annual Reports published by Willis Towers Watson - based on 23 remuneration reports published by 7 April 2021 - the median of the disclosed pay ratio was of 26.6

Company performance

Below table shows the company's performance between 2017 and 2021.

For more info, please see the Proximus Financial Report.

Company performance over years, including the year-over-year evolution

(€ million)	Underlying revenue	Underlying EBITDA
2021	5,578 +1.8%	1,772 -3.5%
2020	5,479 -3.6%	1,836 -1.8%
2019	5,686 -2.1%	1,870 +0.3%
2018	5,807 +0.5%	1,865 +2.3%
2017	5,778	1,823

Application of the Remuneration Policy and votes on previous Remuneration Report

Application of the Remuneration Policy and derogations

Proximus undertakes to remunerate the members of the Board of Directors, the CEO and the other members of the Executive Committee only in accordance with its Remuneration Policy, approved by the General Meeting of Shareholders of Proximus on 21 April 2021.

However, the Board of Directors may, in exceptional circumstances and upon proposal of the Nomination and Remuneration Committee, temporarily derogate from all elements of the Remuneration Policy. Exceptional circumstances shall only cover situations in which the derogation from the Remuneration Policy

is necessary to serve the long-term interests and sustainability of Proximus as a whole.

When resolving on derogations from the Remuneration Policy, the Board of Directors must comply with the decision-making procedure set out in the Remuneration Policy.

Any derogation will be communicated at the first General Meeting of Shareholders following the derogation and will be explained in the Remuneration Report for the related year.

Shareholders votes on previous Remuneration Report

The Remuneration Policy document detailing the general principles governing our company remuneration policy applicable to the members of its Board of Directors and its Executive Committee has been submitted to the votes of our shareholders at the General Assembly of April 21, 2021 for the first time.

The shareholders have shown their support and confidence in our Remuneration Policy by a very substantial majority (97.5%), which strengthens the choices we have made in this domain for the future.

The Remuneration Report, also submitted to the votes of our shareholders at the General Assembly of April 21, 2021, has been approved by 78.9%. This result has prompted us to adopt even more transparency in this report and to go further in the readability and the level of details of the disclosed information, as the opinion and trust of our shareholders matters much for us.