

This report was prepared by Westat using federal funding provided by the Bureau of Justice Statistics.

Document Title: National Crime Victimization Survey Redesign Field Test Topline Report:  
Comparing Condition 1 and Condition 2 by Interleaving Treatment

Authors: David Cantor, Westat  
W. Sherman Edwards, Westat  
Pamela Giambo, Westat  
Darby Miller Steiger, Westat  
Ting Yan, Westat  
Wendy Hicks, Westat  
Hanyu Sun, Westat  
Jill DeMatteis, Westat

BJS Project Managers: Jennifer L. Truman, Statistician  
Heather Brotsos, Chief, Victimization Statistics Unit

Document No.: NCJ 303980

Publication Date: March 2022

Award No.: This project was supported by award numbers 2013-MU-CX-K054 and  
2019-R2-CX-K001.

**Abstract:**

This report describes testing efforts to develop and assess a new National Crime Victimization Survey (NCVS) instrument. This testing was a part of the NCVS Instrument Redesign and Testing Project, a major multiyear effort to revamp the existing core survey instrument, which was last updated in 1992. The goals of the instrument redesign were to (1) update the content of the survey, and (2) increase the efficiency of the data collection. This report details the methodology and findings from a large-scale national field test to compare two versions of the core NCVS instrument. It compares performance of the current NCVS instrument and procedures to those from the new instrument.

**Disclaimer**

The Bureau of Justice Statistics funded this third-party report. It is not a BJS report and does not release official government statistics. The report is released to help inform interested parties of the research or analysis contained within and to encourage discussion. BJS has performed a limited review of the report to ensure the general accuracy of information and adherence to confidentiality and disclosure standards. Any statistics included in this report are not official BJS statistics unless they have been previously published in a BJS report. Any analysis, conclusions, or opinions expressed herein are those of the authors and do not necessarily represent the views, opinions, or policies of the Bureau of Justice Statistics or the U.S. Department of Justice.

## **NCVS Redesign Research and Development Program Report Series**

The Bureau of Justice Statistics (BJS) maintains a robust research program geared toward assessing and improving the measurement of key criminal victimization estimates in the National Crime Victimization Survey (NCVS) and its supplements. BJS has undertaken research in several areas to increase the efficiency, reliability, and utility of the NCVS.

The *NCVS Instrument Redesign and Testing Project*, a major multiyear effort, is one such research and development effort. It is designed to revamp the existing core survey instrument, which was last updated in 1992. The overarching objective of the project is to develop and assess a new instrument through a large-scale national field test. The project aims to modernize the core NCVS instrument, including improving the victimization screener and flow and logic of the instrument, as well as providing new measures of police performance and community safety and expanded measures of correlates of victimization and victim help-seeking.

This report describes the large-scale national field test to assess the new NCVS instrument. It details the methodology and findings from this test of two versions of the core NCVS instrument. The report examines performance of the current NCVS instrument and procedures compared to those of the new instrument. It presents victimization rates derived from each instrument and examines differences in data quality and respondent burden.

This report and others developed under the NCVS Redesign Research and Development Program are part of BJS's efforts to finalize a new core survey instrument.

This page intentionally left blank.

# National Crime Victimization Survey Redesign Field Test Topline Report: Comparing Condition 1 and Condition 2 by Interleaving Treatment

**November 10, 2021**

**Authors**

David Cantor  
W. Sherman Edwards  
Pamela Giambo  
Darby Miller Steiger

Ting Yan  
Wendy Hicks  
Hanyu Sun  
Jill DeMatteis

**Submitted to:**

Bureau of Justice Statistics  
Washington, DC

**Submitted by:**

Westat  
An Employee-Owned Research Corporation®  
1600 Research Boulevard  
Rockville, Maryland 20850-3129  
(301) 251-1500

# Table of Contents

<b>Executive Summary</b>	<b>xi</b>
<b>Chapter 1. Background</b>	<b>1</b>
<b>Chapter 2. Design of the Field Test</b>	<b>2</b>
2.1 Experimental Design	2
2.2 Instrumentation	3
2.3 Sample Design	5
2.4 Data Collection Procedures	5
2.5 Type-of-Crime Coding	6
2.6 Sample Performance	7
<b>Chapter 3. Response Rate and Nonresponse Bias Assessment</b>	<b>8</b>
3.1 Response Rates	9
3.2 Two Measures of Nonresponse Bias	12
3.2.1 Demographic Distributions	13
3.2.2 Victimization Rates	14
<b>Chapter 4. Victimization and Prevalence Rates</b>	<b>17</b>
4.1 Victimization Rates for Violent Crime and Personal Theft	17
4.2 Prevalence Rates	27
4.3 Rates of Victimizations Reported to the Police	29
4.4 Comparison to Production NCVS	32
4.4.1 Comparing Victimization Rates	33
4.4.2 Summary and Discussion	35
4.5 Victimization Rates by Detailed Type of Crime	35
<b>Chapter 5. Missing Data</b>	<b>37</b>
5.1 Missing Data for Condition 2 Person and Household Characteristics, Ask-All, and Victimization Screening Items	37
5.2 Completing the Crime Incident Report	41
5.3 Missing Data for the Condition 2 CIR	47

## Table of Contents (continued)

<b>Chapter 6.</b>	<b>Questionnaire Timing and Perceptions of Burden</b>	<b>50</b>
6.1	Timing	50
6.2	Perceptions of Burden	56
<b>Chapter 7.</b>	<b>Performance of the Crime Incident Report</b>	<b>59</b>
7.1	TOC Identification in the Victimization Screener	60
7.2	Reclassification of TOC Codes in Editing	62
7.3	TOC Codes and Screener Series Triggers	64
<b>Chapter 8.</b>	<b>Summary and Conclusions</b>	<b>69</b>
8.1	How Did the Redesign Affect the Victimization Rates?	69
8.2	How Did the Redesign Affect Data Quality and Burden?	70
8.3	Comparison of the Condition 2 IL and NIL Treatments	71
8.4	Lessons Learned and Additional Research	73
<b>References</b>		<b>R-1</b>
<b>Appendices</b>		
1	Survey Estimates	1-1
2	Standard Errors	2-1
3	Field Test Questionnaire Flow Charts	3-1
4	NCVS-R Field Test Type-of-crime Coding Hierarchy	4-1
5	Specifications for Field Test Condition 2 Person Interview	5-1
<b>Tables</b>		
ES-1	NCVS-R Field Test design	xii
2-1	NCVS-R Field Test design	2
2-2	Questionnaire modules administered in Conditions 1 and 2 of the Field Test	3
2-3	Field Test sample performance by condition and interleaving treatment	7
4-1	Number of screener respondents, victimization reports in screener, and incidents included in series crimes, Condition 1 and Condition 2 IL and NIL	25
4-2	Five most frequently reported (percentage of all violent crimes) types of violent crime, Condition 1 and Condition 2 IL and NIL	36

## Table of Contents (continued)

5-1	Completion of expected CIRs, Condition 1 and Condition 2 IL and NIL	42
5-2	Questions required for a CIR to be considered complete missing in at least three Condition 2 CIRs	45
5-3	Recommendations for keeping or dropping CIR2 follow-up probes for victimizations first identified in each screener series	50
7-1	Condition 2 Victimization Screener series and related follow-up probes, IL treatment	60
7-2	TOC reclassification by condition and TOC code (partial table)	63
7-3a	TOC classifications by Victimization Screener series triggering the CIR, Condition 1 (column percentages)	66
7-3b	TOC classifications by Victimization Screener series triggering the CIR, Condition 2 IL (column percentages)	66
7-3c	TOC classifications by Victimization Screener series triggering the CIR, Condition 2 NIL (column percentages)	67
7-3d	Victimization Screener series triggering the CIR by TOC classification, Condition 1 (row percentages)	67
7-3e	Victimization Screener series triggering the CIR by TOC classification, Condition 2 IL (row percentages)	68
7-3f	Victimization Screener series triggering the CIR by TOC classification, Condition 2 NIL (row percentages)	68
A3-1	Unweighted and weighted response rates with standard errors, Conditions 1 and 2	1-1
A3-2	Demographic distributions of respondents by NCVS-R Field Test condition and from the American Community Survey (percent in each category)	1-2
A3-3	Rate of violent crime victimizations, by victim and setting characteristics, Condition 1 and Condition 2 IL and NIL	1-3
A4-1	Number and rate of violent victimizations, by type of crime, Condition 1 and Condition 2 IL and NIL, age 12 or older	1-4
A4-1a	Number and rate of violent victimizations, by type of crime, Condition 1 and Condition 2 IL and NIL, age 18 or older	1-5
A4-2	Number and rate of property victimizations, by type of crime, Condition 1 and Condition 2 IL and NIL, reported by respondents age 12 or older	1-6

## Table of Contents (continued)

A4-2a	Number and rate of property victimizations, by type of crime, Condition 1 and Condition 2 IL and NIL, reported by respondents age 18 or older	1-7
A4-3	Number and rate of violent victimizations, by type of crime, Condition 1 and Condition 2 IL and NIL, without series adjustment	1-8
A4-4	Number and rate of property victimizations, by type of crime, Condition 1 and Condition 2 IL and NIL, without series adjustment	1-9
A4-5	Number and percent of persons who were victims of violent crime, by type of crime, Condition 1 and Condition 2 IL and NIL, age 12 and older	1-10
A4-5a	Number and percent of persons who were victims of violent crime, by type of crime, Condition 1 and Condition 2 IL and NIL, age 18 and older	1-11
A4-6	Number and percent of households victimized by property crime, by type of crime, Condition 1 and Condition 2 IL and NIL	1-12
A4-7	Number and rate of violent victimization reported to police, Condition 1 and Condition 2 IL and NIL	1-13
A4-8	Number and rate of property victimization reported to police, Condition 1 and Condition 2 IL and NIL	1-14
A4-9	Number and percent of violent victimizations reported to police, Condition 1 and Condition 2 IL and NIL	1-15
A4-10	Number and percent of property victimizations reported to police, Condition 1 and Condition 2 IL and NIL	1-16
A4-11	Rate of violent victimization per 1,000 persons age 12 or older, by type of crime for 2019 NCVS, 2018 NCVS incoming rotation groups, Condition 1 and Condition 2 IL and NIL	1-17
A4-12	Rate of property victimization per 1,000 households, by type of crime for 2019 NCVS, 2018 NCVS incoming rotation groups, Condition 1 and Condition 2 IL and NIL	1-18
A4-13	Number and percent of violent crime victimizations and rate per 1,000 by TOC, Condition 1. IL and NIL	1-19
A4-14	Number and percent of property crime victimizations and rate per 1,000 by TOC, Condition 1 and Condition 2 IL and NIL	1-22



## Table of Contents (continued)

A5-1	Number of respondents and percent missing an answer by item for selected items administered to all respondents, Condition 2 IL and NIL	1-24
A5-2	CIR completion, Condition 1 and Condition 2 IL and NIL	1-28
A5-3	Number of respondents and percent missing an answer by item for CIR items with at least 10 responses, Condition 2 IL and NIL	1-29
A6-1	Questionnaire section timings (in minutes), Condition 1 and Condition 2 IL and NIL	1-35
A6-2	Length of Person Interview by age and number of CIRs completed, Condition 1 and Condition 2 IL and NIL	1-36
A6-3	Length of Person Interview in minutes by respondent experience and interview setting, Condition 1 and Condition 2 IL and NIL	1-37
A6-4	Respondent experience and engagement, Condition 1 and Condition 2 IL and NIL	1-38
A6-5	Respondent experience and engagement by objective burden, Condition 2 IL and NIL	1-41
A6-6	Respondent experience and engagement by objective burden, Condition 1 and Condition 2 IL and NIL	1-42
A7-1	Flags set in response to follow-up probes by screener series where incident reported, Condition 2 IL and NIL	1-43
A7-2	TOC reclassification, Condition 1 and Condition 2 IL and NIL	1-45
A3-3SE	Standard Errors for Table A3.3: Rate of violent crime victimizations, by victim and setting characteristics, Condition 1 and Condition 2 IL and NIL	2-1
A4-1SE	Standard errors for Table A4.1: Number and rate of violent victimizations, by type of crime, Condition 1 and Condition 2 IL and NIL, age 12 or older	2-2
A4-1aSE	Standard errors for Table A4.1a: Number and rate of violent victimizations, by type of crime, Condition 1 and Condition 2 IL and NIL, age 18 or older	2-3
A4-2SE	Standard errors for Table A4.2: Number and rate of property victimizations, by type of crime, Condition 1 and Condition 2 IL and NIL, reported by respondents age 12 or older	2-4
A4-2aSE	Standard errors for Table A4.2a: Number and rate of property victimizations, by type of crime, Condition 1 and Condition 2 IL and NIL, reported by respondents age 18 or older	2-5

## Table of Contents (continued)

A4-3SE	Standard errors for Table A4.3: Number and rate of violent victimizations, by type of crime, Condition 1 and Condition 2 IL and NIL, without series adjustment	2-6
A4-4SE	Standard errors for Table A4.4: Number and rate of property victimizations, by type of crime, Condition 1 and Condition 2 IL and NIL, without series adjustment	2-7
A4-5SE	Standard errors for Table A4.5: Number and percent of persons who were victims of violent crime, by type of crime, Condition 1 and Condition 2 IL and NIL, age 12 and older	2-8
A4-5aSE	Standard errors for Table A4.5a: Number and percent of persons who were victims of violent crime, by type of crime, Condition 1 and Condition 2 IL and NIL, age 18 and older	2-9
A4-6SE	Standard errors for Table A4.6: Number and percent of households victimized by property crime, by type of crime, Condition 1 and Condition 2 IL and NIL	2-10
A4-7SE	Standard Errors for Table A4.7. Number and rate of violent victimization reported to police, Condition 1 and Condition 2 IL and NIL	2-11
A4-8SE	Standard Errors for Table A4.8. Number and percent of property victimization reported to police, Condition 1 and Condition 2 IL and NIL	2-12
A4-9SE	Standard Errors for Table A4.9: Number and percent of violent victimizations reported to police, Condition 1 and Condition 2 IL and NIL	2-13
A4-10SE	Standard Errors for Table A4.10: Number and percent of property victimizations reported to police, Condition 1 and Condition 2 IL and NIL	2-14
A6-1SE	Standard errors for Table A6.1: Questionnaire section timings (in minutes), Condition 1 and Condition 2 IL and NIL	2-15

### Figures

3-1	Weighted conditional response rates by stage, Conditions 1 and 2	10
3-2	Response rates by stage, Conditions 1 and 2	11
3-3	Distribution by age of Condition 1 and Condition 2 IL and NIL respondents compared to the 2019 American Community Survey (ACS, weighted) and NCVS 2019 PUF (unweighted)	13

## Table of Contents (continued)

3-4	Violent victimization rate by sex, Condition 1 and Condition 2 IL and NIL	14
3-5	Violent victimization rate by age, Condition 1 and Condition 2 IL and NIL	15
3-6	Violent victimization rate by marital status, Condition 1 and Condition 2 IL and NIL	16
4-1	Victimization rates by type of violent crime, Condition 1 and Condition 2 IL and NIL	18
4-2	Victimization rates by type of violent crime, Condition 1 and Condition 2 IL and NIL, for populations 12 or older and 18 or older	19
4-3	Victimization rates by type of property crime, Condition 1 and Condition 2 IL and NIL	20
4-4	Victimization rates by type of property crime, Condition 1 and Condition 2 IL and NIL, for populations 12 or older and 18 or older	22
4-5	Victimization rates by type of violent crime, Condition 1 and Condition 2 IL and NIL, with and without the series adjustment	23
4-6	Prevalence rates by type of violent crime, Condition 1 and Condition 2 IL and NIL	27
4-7	Prevalence rates by type of property crime, Condition 1 and Condition 2 IL and NIL	28
4-8	Percentage of violent crimes reported to the police, Condition 1 and Condition 2 IL and NIL	30
4-9	Percentage of property crimes reported to the police, Condition 1 and Condition 2 IL and NIL	31
4-10	Rate of violent victimization for NCVS incoming rotation groups (T1) in 2018, Condition 1 and Condition 2 IL and NIL	33
4-11	Rate of property victimization for NCVS incoming rotation groups (T1) in 2018, Condition 1 and Condition 2 IL and NIL	34
5-1	Mean rate of missing data for questions asked of everyone, Condition 2 IL and NIL	38
5-2	Mean rate of missing data for primary Victimization Screener items, Condition 2 IL and NIL	39
5-3	Percentage of all CIRs filled out by number requested, Condition 1 and Condition 2 IL and NIL	43

## Table of Contents (continued)

5-4	Mean rate of missing data by CIR section for questions with at least 10 responses, Condition 2 IL and NIL	48
6-1	Median time to complete the Field Test Person Interview by major sections, Condition 1 and Condition 2 IL and NIL	51
6-2	Mean time to complete the Field Test Person Interview by major sections, Condition 1 and Condition 2 IL and NIL	52
6-3	Median time to complete the Person Interview by number of CIRs, Condition 1, Condition 2 IL and NIL	53
6-4	Mean time to complete the Person Interview by number of CIRs, Condition 1, Condition 2 IL and NIL	54
6-5	Mean time to complete Person Interview by perceptions of difficulty and sensitivity and whether another person was present, Condition 1 and Condition 2 IL and NIL	55
6-6	Three measures of perceived burden, Condition 1 and Condition 2 IL and NIL	56
6-7	Perceptions of sensitivity, survey length, and difficulty, Condition 2 IL and NIL	57
6-8	Percent of respondents reporting the survey was too long by number of CIRs completed, Condition 1 and Condition 2 IL and NIL	58
7-1	Percentage (unweighted) of reported victimizations with two or more screener TOC flags, by screener series where victimization was initially reported, Condition 2 IL and NIL	62

### Exhibits

4-1	NCVS screener question targeting theft	25
4-2	Condition 2 screener questions targeting theft	26
A-1	Type-of-crime coding hierarchy for Condition 1	4-2
A-2	Type-of-crime coding hierarchy for Condition 2	4-10

## Executive Summary

This report describes results from the Field Test of the National Crime Victimization Survey Redesign (NCVS-R). The goals of the instrument redesign were to (1) update the content of the survey, and (2) increase the efficiency of the data collection. This report compares results from the current NCVS (Condition 1) to those from the redesigned survey (Condition 2).

The Victimization Screener (NCVS-1) underwent significant change. While retaining the format of series of probes asking about victimization experiences and the basic types of crime covered in these probes, the instrument redesign:

- Broke the long NCVS-1 probes into more, shorter probes within each screener series;
- Updated content within the probes, e.g., adding “cell phone” to the list of items likely to be stolen;
- Expanded the probes asking about Rape and Sexual Assault (RSA); and
- Added Vandalism to the basic types of crimes in the screener series.

Another significant change was to take much more advantage of computer-assisted interviewing capabilities than the current NCVS, primarily by making use of previously reported information to determine what questions to ask in the Crime Incident Report (NCVS-2), or CIR. To ensure that sufficient information would be carried from the screener to the CIR, the redesign added follow-up probes once an incident was reported. One treatment of these follow-up probes was interleaved within the screener; a second, more extensive treatment was added to the beginning of the CIR. These two treatments within Condition 2, referred to as interleaved (IL) and non-interleaved (NIL), were compared experimentally in the Field Test.

The Field Test compared results from Condition 2 IL and NIL to Condition 1, to focus primarily on answering these three questions:

1. How did the redesign affect the victimization rates?
2. How did the redesign affect data quality and burden?
3. Which interleaving treatment performed better within the redesigned questionnaires?

In brief, most Field Test victimization estimates from the redesigned questionnaire were higher than those from the current NCVS, especially for Simple Assault and Other Theft. This difference is largely attributable to Condition 2 respondents saying “yes” in more screener series than did Condition 1 respondents.

Incidents reported in Condition 2 were a bit more likely to wind up being coded as an NCVS crime than were incidents reported in Condition 1. Motor Vehicle Theft was likely over-reported in Condition 2; we have recommended changes to the screener and CIR to address this issue. Item nonresponse was higher and completion of CIRs was lower in Condition 2 than in Condition 1,

largely for reasons idiosyncratic to the Field Test rather than endemic to the redesigned instruments.

The Condition 2 interview was longer than the Condition 1 interview because of added content. However, Condition 2 respondents took less time to complete their required CIRs than did Condition 1 respondents. We attribute this difference to using screener responses to route through the CIR.

The NIL treatment within Condition 2 identified more complex crimes (Robbery and Burglary) than did the IL treatment, and generally provided more information for classifying crimes. Mainly for this reason, we recommend adopting the NIL redesigned questionnaire.

The remainder of this Executive Summary will describe the Field Test and summarize the resulting victimization estimates. It will also highlight the assessment of missing data, respondent burden, and performance of the CIR. Finally, it will present a somewhat more detailed set of lessons learned from the Field Test and recommendations going forward.

## Field Test Design and Data Collection

The Field Test design and target sample sizes are summarized in Table ES-1.

	<b>Condition 1 Respondents = 3,000</b>	<b>Condition 2 Respondents = 5,000</b>	
<b>Instrument</b>	Current NCVS instrument	Redesigned NCVS instrument	
<b>Mode</b>	In person, telephone	In person, telephone	
<b>Interview</b>	Interviewer administered	Interviewer administered	
<b>Incentive</b>	\$0	\$0	
<b>Interleaving</b>	None	Yes (N = 2,500)	No (N = 2,500)

The Field Test sample was drawn from a list of addresses in the 48 contiguous States and the District of Columbia, using a stratified three-stage design. The first stage comprised 59 counties or groups of counties, the second census tracts or groups of census tracts within those counties, and the third households (addresses) within those tracts. Data collection for Conditions 1 and 2 began on October 28, 2019, and continued through March 31, 2020<sup>2</sup>. Interviews were attempted with all household members age 12 or older, and were conducted mostly in person by trained Westat interviewers.

<sup>1</sup> The design included a third condition with a self-administered questionnaire, which is not addressed in this report.

<sup>2</sup> In-person data collection was halted in mid-March because of the COVID-19 pandemic. Some interviews were then completed on the telephone before the end of the field period.

Chart A-1, Appendix 3, offers a high-level view of Field Test instrument flow. Instrumentation included the following:

- A Household Roster (NCVS Control Card) and Consent module;
- Questions on Police Ask-all or Community Measures; each Condition 2 respondent was randomly assigned to one of these modules;
- More detailed Person Characteristics (Condition 2 only);
- The Victimization Screener (NCVS-1);
- Crime Incident Reports for each victimization reported in the screener<sup>3</sup>; and
- Additional Person and Household Characteristics at the end of the interview.

Appendix 5 contains the specifications for the Condition 2 Person Interview, which includes all of the sections above except the Household Roster and Consent module.

The numbers of respondents in Table ES-1 were targets. Condition 1 interviews were completed with 2,770 persons, Condition 2 IL with 2,032 persons, and Condition 2 NIL with 2,110 persons. The final response rates were 28.8% for Condition 1, and 25.8% for Condition 2.

Westat processed the completed surveys and assigned type-of-crime (TOC) codes to completed CIRs. TOC coding for Condition 1 followed Census procedures insofar as possible. Condition 2 procedures were adapted from the Census procedures to fit the redesigned CIR. Appendix 4 includes the Field Test coding hierarchy.

Westat developed design-based sample weights, using control totals from the American Community Survey. Before weighting adjustments, the Field Test under-represented traditionally hard-to-interview population groups, including those age 12-17, those age 18-19, and Hispanics. The response rate for 12-17-year-olds, once enumerated, was very low; it is about half of the adult response rate (35% vs. 72%), primarily because of parents not providing consent. To assess the potential for bias in survey results, we examined violent crime victimization rates by age, gender, and marital status. After adjusting for nonresponse, we found that the rate for 12- to 17-year-olds for Condition 1 was uncharacteristically low. This pattern did not occur in Condition 2.

## Field Test Estimates of Victimization

Highlights of comparisons of Condition 1 estimates with those for the Condition 2 IL and NIL include the following:

- Overall, Field Test violent victimization estimates are higher in Condition 2 than in Condition 1, especially for the NIL; however, this difference is reduced when looking at the rates for adults only.

---

<sup>3</sup> Condition 2 had a cap of 4 CIRs completed from a given screener series.

- The NIL identified more Robberies than did either Condition 1 or the IL; we attribute this difference to the NIL follow-up probes, which were more likely to capture both components of Robbery (Attack and Theft) than were the IL probes.
- Eliminating the series crime adjustment also reduced the difference between Condition 1 and Condition 2 estimates. Condition 2 respondents reported more series crimes than did Condition 1 respondents, in part because of a lower threshold (four incidents vs. six incidents). Identifying series crimes was also done somewhat differently in Condition 2 than in Condition 1. After reviewing the series crimes identified in both conditions, including listening to recorded interviews, we concluded that the Condition 2 procedure worked as intended.
- As expected, estimates of Rape or Sexual Assault were higher in the IL and NIL than in Condition 1. The victimization rates were not statistically different because of small sample sizes and extreme responses. There is a significant difference in the prevalence rates.
- The rates for both Conditions are significantly higher than the rates produced for the ongoing NCVS. This pattern is not unusual. The prior redesign (Biderman, Cantor, Lynch, & Martin, 1986) also replicated the NCVS in their field test and also found rates to be much higher than the production rates.

Estimates of property crime victimization are also higher for the IL and NIL than for Condition 1, and some of the differences are statistically significant. Other highlights include the following:

- Estimates of Attempted Motor Vehicle Theft were much higher in Condition 2 than in Condition 1. Many of the Condition 2 incidents were ambiguous situations where an offender broke into or tried to break into a vehicle and the offender's intent was not clear. We recommend asking an additional question about the perceived intent of the offender to clarify this ambiguity.
- The NIL identified more Burglaries than did Condition 1 or the IL. As with Robbery, Burglary has two components (Break-in and Theft); we attribute the difference to the NIL follow-up probes at the beginning of the CIR.
- The Condition 2 victimization estimates for Vandalism (46.1 IL and 59.3 NIL) are higher than those for any other property crime type except Other Theft.

The course of identifying and classifying victimizations is different in several ways between Condition 1 and Condition 2. Condition 2 respondents responded affirmatively to a screener series about 50 percent more often than did Condition 1 respondents. We attribute this difference to Condition 2 respondents being asked to answer yes or no to each probe within each screener series. In Condition 1, all of the probes within a series are read at once and only a single yes or no response is required. After an affirmative response to a screener series, Condition 1 and Condition 2 respondents reported, on average, about the same number of incidents per screener series. Condition 2 identified series crimes and some kinds of ineligible incidents in the screener, while Condition 1 included these functions entirely in the CIR. Condition 2 imposed a limit of 4 CIRs per positive screener series response; Condition 1 had no such limit. This cap reduced the number of required CIRs by 15 percent in the IL and almost 6 percent in the NIL.



There were more significant differences between Condition 1 and Condition 2 among the violent crime prevalence estimates than among the victimization estimates, but the pattern overall was similar, with higher rates for the IL and NIL. Unlike for violent crime victimization, calculating the prevalence rates for adults only did not have much of an effect on the comparisons.

Both violent and property crimes identified in Condition 1 interviews were more likely to be reported to the police than were incidents identified in Condition 2 interviews. This difference suggests that Condition 2 respondents were more likely to report less memorable victimizations than were Condition 1 respondents. Again, we attribute this difference to more separate screener probes.

## Missing Data

“Missing data” can occur at a unit level (household or person interview nonresponse), an item level (individual question items that should have been asked but for which no valid response was entered), and at a section level (a section of the interview was not completed). We focus here on the item level and section level (CIRs not completed within an interview otherwise considered complete).

Several Condition 2 Person Interview sections were asked of all respondents: either the Police Ask-all or Community Measures module; a Person Characteristics module; the Victimization Screener; and a second module asking about Household and Person Characteristics. The highest rate of missing response was for Household Characteristics (income). Combining the initial and follow-up income questions, approximately 19 percent of all households did not provide data for the most detailed income categories. This rate is not unusual for household surveys<sup>4</sup>.

Questions asking for opinions about Police Ask-all had item missing rates from 5 to 16 percent. Cognitive interviews with these items found that some respondents were hesitant to answer because they have not had direct experience with the police. These questions also ask respondents to provide evaluative judgments on topics they may not feel qualified to address.

The Community Measures questions had mean missing rates of 1.4% for Condition 2 IL and 2.2 percent for the NIL. Missing rates for Person Characteristics and screener probes were generally around 1% or less.

More than 70 percent of the Condition 2 CIRs expected coming out of the screener wound up receiving a TOC code for an NCVS crime, as compared with 58 percent for Condition 1. Part of this difference is that the Condition 2 screener identified some ineligible incidents (e.g., date out of range, threat delivered other than in person), which was not the case for Condition 1. Condition 1 also had a higher rate of incidents that wound up coded “not an NCVS crime” than did Condition 2. Further, the NIL had fewer incidents determined to be ineligible than did the IL, perhaps because of additional information collected in the CIR as a result of the additional follow-up probes.

For Condition 1, virtually all of the required CIRs were completed (98.4%). This rate was slightly lower for the IL (94.3%) and NIL (94.2%). This difference was larger for interviews where more than one CIR was required. For a CIR to be considered complete, it either had to result in an NCVS crime TOC code or have responses to all of the questions required for this coding. Condition 2 had many more required questions than Condition 1. Further, (1) the Condition 2 script reminded

---

<sup>4</sup> Income is missing for 30 percent of households in the NCVS 2019 Public Use File.

respondents at the beginning of each CIR that they could choose to skip any question, and (2) Condition 2 interviewers could just “Enter” through question screens, which was not possible in Condition 1. For these reasons, we feel that this difference in CIR completion will not be an issue in the production NCVS.

## Respondent Burden

The redesign added a substantial amount of content to the NCVS interview. Some content was also removed, but not nearly as much as was added. The clearest additions include (among other things) the following:

- The “Ask-all” modules, which are not currently in the NCVS and averaged about 3.5 minutes;
- Person characteristics asked before the screener that can provide analysts additional possible correlates of victimization; this section is also not in the current NCVS, and averaged about a half minute; and
- The Vandalism screener series.

Of the sections asked in both Condition 1 and Condition 2, the Condition 2 screener was about a minute and a half longer than the Condition 1 screener, and the Condition 2 closing section was about 2 and a half minutes longer. Somewhat balancing these differences was the CIR: completing all CIRs for a person averaged about 4 ½ minutes longer for Condition 1.

At the end of the Field Test interview, respondents were asked their perceptions of questionnaire burden and sensitivity. Most respondents, around 77 percent, said they would participate in the survey again. There was little difference between conditions or treatments. Fewer people in Condition 1 (5.8%) than in either the IL (11.6%) or NIL (9.4%) thought the survey was too long. Not surprisingly, the perception that the survey was too long increased with the number of CIRs to be completed. For respondents completing two or more CIRs, more Condition 1 than Condition 2 respondents said the survey was too long, although this difference is not statistically significant.

## Performance of the Crime Incident Report

Generally, the screener series and ultimate TOC codes align much more closely in Condition 2 than in Condition 1. This result is not surprising given the direction that the redesign took. It suggests that the redesigned CIR is efficient in classifying victimizations with fewer questions than are asked in the current NCVS.

Overall, the evidence suggests that the redesigned screener and the use of screener information to guide the CIR had no deleterious effects. The exceptions are routing Attempted Thefts and Motor Vehicle Theft, for which we have recommended revisions. All of the metrics examined indicate that the Condition 2 approach was more efficient without loss of information. Both the IL and NIL had a lower proportion of CIRs end up coded as “not an NCVS crime,” even though Condition 2 respondents reported many more incidents in the screener than did Condition 1 respondents.

## Recommendations

Overall, we believe that the redesigned questionnaire outperformed the current NCVS in identifying and classifying NCVS crimes. Given the content additions and modest cost in terms of real or perceived burden, we recommend adoption of the redesigned questionnaire. The redesigned questionnaire appeared to capture more crimes, and more efficiently, than did the current NCVS:

- Condition 2 respondents, both IL and NIL, responded affirmatively to screener probes about 50 percent more often than did Condition 1 respondents.
- The 50 percent differential carried through the CIR and TOC coding process despite a Condition 2 cap of 4 CIRs per screener series, indicating that what respondents were reporting were additional NCVS crimes.
- The largest differences in rates were for generally less salient incidents, including Simple Assault and Other Theft. Across all incidents, Condition 2 victimizations were on average less likely to be reported to the police.

Because of added content, the redesigned questionnaire is longer than the current NCVS instrument. However, the two conditions were very similar in perceived burden. A large majority of respondents said they would complete the survey again if asked (77%), which did not differ by condition.

Two issues with the redesigned questionnaire are in the treatment of Motor Vehicle Theft and Attempted Theft. We recommend returning to the current NCVS screener sequence for these items to address the considerably higher rates of Attempted Motor Vehicle Theft reported in Condition 2.

Incidents identified only as Attempted Theft received minimal follow-up in the CIR, with no questions that would identify ineligible incidents. We have recommended changes to the CIR to remedy this situation.

Another issue observed in the Field Test was a higher than desirable rate of missing data for some items, particularly in the CIR. We believe that these factors are largely idiosyncratic to the Field Test, and should not be significant issues in NCVS production:

- The Condition 2 questionnaire program allowed interviewers to just “Return” through most questionnaire screens; this was not the case in Condition 1.
- Each Condition 2 CIR began with a reminder that respondents could skip any question, also not the case in Condition 1.

Within Condition 2, the difference between the IL and NIL treatments is in the position and number of follow-up probes in (IL) or immediately after (NIL) the Victimization Screener. We believe that the Field Test demonstrated that the NIL treatment is superior to the IL for these reasons:

- The NIL provided more detail essential to classifying by type of crime, especially for identifying Burglaries and Robberies. It also resulted in a higher proportion than the IL of reported victimizations being classified as some type of NCVS crime.

- The NIL ensured that respondents other than the household respondent would have a chance to report Break-ins and MV Theft associated with other types of crime.
- The NIL probe wording is generally simpler and conforms more closely to the scope of crime types of interest than that of the IL treatment.

We do recommend eliminating some of the NIL follow-up probes that were not productive in the Field Test, but otherwise recommend adopting the NIL approach.

## Lessons Learned and Further Research

The Field Test provided lessons about the nature of the NCVS design and identified questions that should be addressed in the future, including the following:

- Changes to the screener question strategy can result in large changes in the number of incidents reported. With the exception of RSA, the content of the screener was very similar between Condition 1 and Condition 2. But, breaking the examples into more questions on Condition 2 lead to higher victimization rates.
- The NCVS should record interviews as an additional way to assess data quality. The recordings proved invaluable for reviewing Field Test data. Recording interviews also allows research on issues that are difficult to study because they arise infrequently, such as series crimes.
- Future research should consider ways to transition from a strictly structured interview to a more open-ended protocol. The redesigned instrument attempted to reduce burden by not re-asking previously answered questions. One long-term redesign goal should be to develop a response format that allows respondents to describe their experiences in their own words, while having interviewers fill in details with structured probes. The Crime Survey of England and Wales (CSEW) uses such an approach.
- Reporting multiple victimizations is extremely burdensome. The survey should consider ways to reduce this burden (e.g., sampling events at the screener).
- The NCVS should consider using information from the redesigned screener to impute for missing CIRs. Many large federal surveys impute values for critical variables. For example, the National Survey on Drug Use and Health (NSDUH) imputes drug and alcohol use items (Center for Behavioral Health Statistics and Quality, 2017). Such imputation could also reduce the need to ask for multiple CIRs.

# 1. Background

This report describes results from the Field Test of the National Crime Victimization Survey Redesign (NCVS-R). The goals of the instrument redesign were to (1) update the content of the survey and (2) increase the efficiency of the data collection. The Field Test compared the redesigned survey to the current version of the NCVS.

The NCVS-R addressed several issues affecting the efficiency of the NCVS survey operation. The first change was to streamline and update the victimization screener, which had not been revised since 1992. The NCVS-1 (screener) victimization probes each include a series of cues or examples to define the victimization types of interest and to facilitate recall. Some of these probes are considered burdensome, especially at later interviews. The NCVS-R has streamlined and updated the content of the screener probes.

A second change was to incorporate responses to the screener into the items administered on the Crime Incident Report (CIR). The NCVS currently does not use screener information when asking about specific crimes in the CIR. Consequently, there are instances when a respondent may, for example, describe on the screener a theft from their yard but still be asked the “Attack” questions in the CIR. By linking screener responses to CIR items, the NCVS-R aimed to avoid asking questions not relevant to the incident. This approach streamlines the interview and reduces redundancy when the CIR is administered.

A third change was to revise items known to produce error. Since the 1992 redesign, two major issues have been the “presence” and “location” concepts. Both are necessary for the algorithm that classifies incidents into type-of-crime (TOC) codes. The presence question determines whether items on violent crimes are administered. If the respondent mistakenly answers that “no one was present,” the CIR skips all of the questions needed to determine the type of violent crime. Similarly, if the incident is mistakenly classified as occurring away from home, all of the questions about burglary are skipped. On the current NCVS, these two items (presence and location) lead to errors that must then be corrected in post-survey editing. The screener redesign and changes to the CIR were meant to address both of these issues.

None of these changes was intended to affect the overall rates of victimization relative to the current NCVS. However, we did make two changes that we anticipated would affect victimization rates. One was the approach used to measure Rape and Sexual Assault (RSA), the other adding Vandalism to the crimes asked about in the screener.

Based on prior research (Cantor et al., 2018; Fisher, 2009; Krebs et al., 2016), the RSA screening questions were rewritten to include behaviorally specific descriptions of the targeted events. Also, the scope was expanded by asking about incidents where the victim was unable to consent or was incapacitated. The “inability to consent” concept is not in the current NCVS screener, but is in the BJS definition of RSA. A second set of RSA-related changes was to ask in the CIR about specific offender behaviors and tactics, to help in classifying incidents as rape or sexual assault. The current CIR does not collect this type of information, but instead relies primarily on respondents describing incidents as an “attack,” “rape,” or “sexual assault” (e.g., NCVS-2 Q28a, c, 29a).

Vandalism was added because it is a common type of incident that is often reported by NCVS respondents. It also is a common manifestation of hate crimes, which are already included in the NCVS.

This report compares Field Test results between the current NCVS questionnaire and the redesigned instrument. The primary purpose of this report is to address these initial questions:

1. How did the redesign affect the victimization rates? How do the rates compare to those from the NCVS?
2. How did the redesign affect data quality and burden?

Chapter 2 describes the design of the Field Test and presents data collection results. We compare the two designs with respect to response rates (Chapter 3) and crime rates (Chapter 4). Data quality and burden are evaluated using several measures. Chapters 5 and 6 describe the amount of missing data and respondent burden for the two surveys. Chapter 7 provides a summary of the CIR performance. The final chapter summarizes the results and offers conclusions and recommendations.

## 2. Design of the Field Test

The NCVS-R Field Test implemented an experimental design intended to assess the effects of the redesign relative to the current NCVS. This section reviews the rationale for the basic design, the methodology, and the number of interviews completed for the two experimental conditions.

### 2.1 Experimental Design

The experimental design of the Field Test is shown in Table 2-1. This report focuses on comparisons between Condition 1 (the current NCVS core instrument) and two different versions of the redesigned questionnaire (Condition 2). As described in Chapter 1, the redesign included both substantive and methodological changes to the current questionnaire.

	<b>Condition 1 Respondents = 3,000</b>	<b>Condition 2 Respondents = 5,000</b>	
<b>Instrument</b>	Current NCVS instrument	Redesigned NCVS instrument	
<b>Mode</b>	In person, telephone	In person, telephone	
<b>Interview</b>	Interviewer administered	Interviewer administered	
<b>Incentive</b>	\$0	\$0	
<b>Interleaving</b>	None	Yes (N = 2,500)	No (N = 2,500)

An important part of the redesign is a more streamlined screening approach that allows the CIR to focus only on types of crime that were reported in the screener. To ensure that the screener captures enough information about the type of crime involved in a reported incident, the redesign

<sup>5</sup> The design included a third condition with a self-administered questionnaire, which is not addressed in this report.

added a few questions to determine whether an incident reported in response to a particular screener question might include aspects of other types of crimes. One approach was to “interleave” these questions in the screener immediately after the triggering screener probe. Another approach (“non-interleaved”) was to ask these questions at the beginning of the CIR. The primary Field Test objective was to assess the interleaved (IL) and non-interleaved (NIL) treatments against the current NCVS. This objective is reflected in both the instrumentation and sample design.

## 2.2 Instrumentation

Appendix 3 includes several flow charts showing how the Field Test questionnaires were organized. Chart A-1 is a high-level view for both Conditions 1 and 2. Chart A-2 shows the sequence of probe series within the Victimization Screeners, while Charts A-3a and A-3b show the sequence of questions within one screener series for Condition 1 and the NIL (Chart A-3a) and the IL (Chart A-3b). Charts A-4 and A-5 depict the sequence of CIR topics for Condition 2 and Condition 1, respectively. The questionnaire modules included in the two designs are shown in Table 2-2.

Module	Content	Condition	
		1	2
<b>Household interview</b>			
Roster	NCVS Control Card (demographics for each household member, e.g., age, sex, etc.)	✓	✓
Consent Module*	Sought consent from each adult and the parent of eligible youth, as well as assent from youth	✓	✓
<b>Person interview</b>			
Demographics	Basic demographics (time at address, employment, etc.)	✓	✓
Ask-all Questions	Opinions about the community and the police		✓
Victimization Screener	Victimization in the past 12 months (NCVS-1)	✓	✓
Crime Incident Report	Detailed questions about incidents reported on the victimization screener (NCVS-2)	✓	✓
Final Demographics	Additional, more sensitive questions, such as income	✓	✓
Debriefing*	Questions about the burden, sensitivity, and circumstances of the interview	✓	✓
Interviewer Observations*	Questions about the circumstances of the interview	✓	✓

\* No comparable section in the current NCVS

The software used to administer the interviews also differed. Blaise was used for the Roster and Consent modules, which were identical between Condition 1 and Condition 2. The actual survey interviews were in different programs. Condition 1 used the Census Bureau’s Blaise program, adapted to accommodate Westat field procedures. Condition 2 was programmed in PHP: Hypertext Preprocessor for web-based administration. The specifications for the Condition 2 questionnaire are in Appendix 5. The Debriefing and Interviewer Observations were programmed in Blaise.

Aside from changes to content, the redesigned Person Questionnaire (Condition 2) included several significant modifications to how the questions were administered:

- The Victimization Screener was reordered so that the MV Theft and MV Parts Theft series preceded the Theft series, and the probes were revised and broken into individual “yes/no” questions. The screener was also organized so that each probe series asked about one broad

type of crime, and interviewers were instructed to do their best to record incidents in the appropriate screener series. In Condition 1, any type of crime could be collected at any screener series.

- In the current NCVS, any type of crime can be recorded at any of the screening probes. Condition 2 interviewers were instructed to repeat the screener probe if the respondent happened to mention an incident that did not fit the probe. This allowed the respondent to decide if their crime fit the screener item.
- The Victimization Screener included an explicit procedure to identify duplicate incidents (i.e., a single incident reported in response to two or more different probes).
- The CIR routing was driven by the types of crimes indicated for each incident in the victimization screener rather than asking all items about every incident.
- In the current NCVS, a series crime must have happened at least six times in the reference period to avoid individual CIRs for each occurrence; for the NCVS-R, the minimum was reduced to four, to reduce respondent burden in the Field Test and, potentially, in the production NCVS.

Probes following up on the Condition 2 screener series were handled in two different ways. The IL treatment “interleaved” the probes within the screener series. That is, once an incident was reported, the respondent was asked whether the incident was also a different type of crime. The types of crime covered by the IL follow-up probes were as follows:

- Motor Vehicle (MV) Theft screener series: Theft, Attack, Unwanted Sexual Contact follow-up probes;
- Motor Vehicle Parts Theft screener series: Theft, Attack, Unwanted Sexual Contact follow-up probes;
- Theft/Attempted Theft screener series: Break-in, Attack, Unwanted Sexual Contact follow-up probes;
- Break-in screener series: Theft, Attack, Unwanted Sexual Contact follow-up probes;
- Vandalism screener series: Theft, Attack, Unwanted Sexual Contact follow-up probes;
- Attack screener series: Unwanted Sexual Contact follow-up probe; and
- Unwanted Sexual Contact screener series: no follow-up probes.

The NIL treatment included, for every incident, follow-up probes for each of the screener series crime types except the one where the incident was reported or any added through de-duplicating reported incidents. The NIL follow-up probes were positioned at the beginning of the CIR, as item CIR2.



## 2.3 Sample Design

---

The universe for the Field Test was all persons age 12 or older living in households in the 48 contiguous states and the District of Columbia. The Field Test used a stratified, three-stage sample design: (1) selection of primary sampling units (PSUs), which are individual counties or groups of counties; (2) selection of secondary sampling units (SSUs), which are census tracts or groups of census tracts within sampled PSUs; and (3) selection of households (addresses) within sampled SSUs. The probabilities of selection at each stage were designed to yield an approximately equal probability sample of households while attaining the target sample sizes for the experimental treatments and yielding approximately uniform sample sizes across PSUs (with the exception of PSUs selected with certainty). The sample included 60 PSUs, comprising 59 locations<sup>6</sup>.

The target sample sizes were 3,000 completed Person Interviews for Condition 1 and 5,000 for Condition 2 (2,500 each in the IL and NIL treatments). The number of addresses to be sampled was determined by inflating these targets to account for expected address ineligibility, expected nonresponse, and expected household composition. Aside from this base sample of addresses, we also selected a reserve sample in anticipation of a potential shortfall in completed interviews. After data collection, Westat prepared sample weights for all completed Roster and Person Interviews. These weights include adjustments for nonresponse and were calibrated to totals estimated from the American Community Survey (ACS).

## 2.4 Data Collection Procedures

---

Training for Field Test interviewers included 40 hours of pre-classroom self-study and a 1-day classroom training, post-classroom self-study, and on-the-job observation and training.<sup>7</sup> Some 271 interviewers completed training successfully, 98 assigned to Condition 1 and 173 assigned to Condition 2. There was considerable interviewer attrition during the field period. A second round of training was conducted in January 2020, with 16 interviewers assigned to Condition 1 and 18 to Condition 2.

Data collection for Conditions 1 and 2 began on October 28, 2019, and continued through March 31, 2020. Each sampled address was mailed a letter explaining the survey and stating that a Westat interviewer would visit. All initial contacts with households were made in person. At the initial visit, the interviewer created a roster of all individuals in the household age 12 or older and obtained necessary contact information and consent. The household informant was also asked to complete their Person Interview. Once this first interview had been completed in person, interviewers attempted to conduct the Person Interview with all other rostered individuals from the household, either in person or on the telephone. Altogether, approximately 6 percent of all Person Interviews were conducted by telephone.

The novel coronavirus pandemic affected fieldwork in the last few weeks of the field period. On March 18, 2020, interviewers were instructed to cease in-person visits and to complete what interviews they could on the telephone.

---

<sup>6</sup> The measure of size of one large metropolitan area included with certainty was equal to two certainty strata.

<sup>7</sup> With the permission of respondents, all interviews were recorded. During the first few weeks of interviewing, a sample of recordings was reviewed for all interviewers, who received feedback on their performance. After this initial period, a subsample of recordings was reviewed for the entire sample, and feedback was provided to interviewers.

## 2.5 Type-of-Crime Coding

---

A key process for the NCVS is translating survey responses in the CIR into type-of-crime (TOC) codes. BJS and the Census Bureau have developed a detailed software algorithm that runs against the survey responses and assigns an initial TOC code. Census coders then review field representative (FR)-entered summaries of the victimizations along with the initial TOC code and survey responses. If the summary indicates that a different code would be more appropriate, the coder changes the survey responses so that the more appropriate code is assigned. This process is particularly useful when response or interviewer error, such as an incorrect response to the “presence” item, results in applicable questions being skipped.

Westat adapted this process for the Field Test, for both Conditions 1 and 2. Rather than having interviewers summarize reported incidents, we asked respondents to provide a “narrative” in their own words and recorded the responses within the questionnaire program. If a respondent had refused to be recorded, the interviewer typed in the respondent’s description. Appendix 4 includes the Field Test TOC coding hierarchies for Conditions 1 and 2.

Where available, audio recordings of the incident summary question were transcribed. These transcriptions, along with any other/specify responses and interviewer-typed summaries, were provided to a team of coders. Based on a review of these open-ended answers, the coders identified potential discrepancies between the narrative responses and the survey data. If discrepancies were identified, coders edited the data and/or referred the incident for project review. This editing process also included identification of duplicate incidents (both within individual respondent interviews and across household members) and out-of-scope incidents (e.g., theft of property that belonged to an employer). All incidents were independently reviewed by two coders; differences between coders were adjudicated by a senior member of the project team. In some cases, staff listened to the full recordings of interviews (from interviewers’ cell phones) to resolve difficult coding issues. Westat staff also consulted with Census coders for guidance when they were not clear whether to change the survey data.

The decision to change the survey data was based on an explicit narrative response that contradicted the survey response. If something had been left out of the narrative (e.g., type of force, use of a weapon), the data were not changed. Here are examples of contradictions between summary and data:

- If the summary mentioned that something was used as a weapon (e.g., hit with a frying pan) but the relevant survey variable did not indicate weapon presence, then we would edit the data accordingly.
- If the summary indicated that the respondent was a witness to a neighborhood crime and was not a victim, we would edit the data and remove this incident.

The following is an example of consultation with Census staff: A Condition 1 respondent reported that they were “poked with a pencil” and “hit with a ruler.” The survey data did not mention any sort of attack or threat, although it did mention presence of a weapon. Census guidance was to leave Weapon as “yes” and change Attack to “yes.” Census also recommended setting How Attacked (Q29a) to category 9 (Hit by object, other than gun, held in hand).

## 2.6 Sample Performance

Because of the COVID-19 pandemic, the field period was cut short and the original sample targets were not attained. Table 2-3 summarizes sample performance as reported by field and receipt staff by condition and treatment.

- Condition 1 reached 92 percent (2,764) of the target of 3,000 completed interviews.
- Condition 2 reached 83 percent (4,144) of the target of 5,000 completed interviews, 81 percent (2,032) for the IL treatment and 84 percent (2,112) for the NIL.
- Just under 12 percent of sampled addresses were found to be out of scope (e.g., vacant, demolished, not a housing unit) for both Condition 1 and Condition 2.

**Table 2-3. Field Test sample performance by condition and interleaving treatment**

	Condition 1		Condition 2					
	Number	Percent	Interleaved		Non-interleaved		Total	
			Number	Percent	Number	Percent	Number	Percent
Initial sample	5,489		4,527		4,657		9,184	
Out of scope	641	11.7	521	11.5	563	12.1	1,084	11.8
In-scope addresses	4,848		4,006		4,094		8,100	
Roster completed	1,911	39.4	1,527	38.1	1,531	37.4	3,058	37.8
Roster refused	2,671	55.1	2,278	56.9	2,364	57.7	4,642	57.3
Other nonresponse	266	5.5	201	5.0	199	4.9	400	4.9
Persons enumerated	3,809	1.99	3,025	1.98	3,066	2.00	6,091	1.99
Household respondents	1,911		1,526		1,529		3,055	
Completed interview	1,812	94.8	1,408	92.3	1,424	93.1	2,832	92.7
Incomplete interview	99	5.2	118	7.7	105	6.9	223	7.3
Partial complete	1	0.1	20	1.3	18	1.2	38	1.2
Refusal	61	3.2	68	4.5	60	3.9	128	4.2
Other nonresponse	37	1.9	30	2.0	27	1.8	57	1.9
Other adults	1,578		1,277		1,294		2,571	
Completed interview	839	53.2	553	43.3	602	46.5	1,155	44.9
Incomplete interview	739	46.8	724	56.7	692	53.5	1,416	55.1
Partial complete	1	0.1	4	0.3	9	0.7	13	0.5
Refusal	495	31.4	466	36.5	446	34.5	912	35.5
Other nonresponse	243	15.4	254	19.9	237	18.3	491	19.1
Youth (ages 12-17)	320		222		243		465	
Completed interview	113	35.3	71	32.0	86	35.4	157	33.8
Incomplete interview	0	0.0	0	0.0	2	0.8	2	0.4
Partial complete	1	0.9	0	0.0	0	0.0	0	0.0
Refusal	163	50.9	120	54.1	127	52.3	247	53.1
Other nonresponse	43	13.4	31	14.0	28	11.5	59	12.7
All persons	3,809		3,025		3,066		6,091	
Completed interview	2,764	72.6	2,032	67.2	2,112	68.9	4,144	68.0
Incomplete interview	1,045	27.4	993	32.8	954	31.1	1,947	32.0
Partial complete	3	0.1	24	0.8	29	0.9	53	0.9
Refusal	556	14.6	534	17.7	507	16.5	1,041	17.1
Other nonresponse	486	12.8	435	14.4	418	13.6	853	14.0

- The roster completion rate for Condition 1 (39.4%) was 1 point higher than for Condition 2 (37.8%).
- Among households with a completed roster, the mean number of persons enumerated was almost 2 across both conditions and treatments (Condition 1, 1.99; Condition 2 IL, 1.98; Condition 2 NIL, 2.00).
- The person-level completion rate was highest for household respondents (94.8% Condition 1, 92.7% Condition 2), considerably lower for other household adults (53.2% Condition 1, 44.9% Condition 2), and lowest for youth (35.3% Condition 1, 33.8% Condition 2).
- The overall person-level completion rate was higher for Condition 1 (72.6%) than for Condition 2 (68.0%); within Condition 2, it was higher for the NIL treatment (68.9%) than for the IL treatment (67.2%).
- There were 52 Condition 2 interviews considered complete according to field production reports but determined not to be complete when reviewed during processing<sup>8</sup>; Condition 1 had 2 such changes in interview completion status. Only 1 of the Condition 2 interviews and none of the Condition 1 interviews designated as “partial complete” in the field reports was determined to be complete during processing.

## Discussion

Conditions 1 and 2 had separate interviewing staffs in each PSU to reduce contamination of the experimental treatment. Interviewers were allocated to Condition 1 or Condition 2 in such a way as to balance experience across the conditions insofar as possible. However, there was relatively less attrition and better production among those assigned to Condition 1. Near the end of the field period, a few Condition 1 interviewers were given Condition 2 assignments. The difference in interviewing staffs likely explains the higher percentage of target and higher completion rates for Condition 1. See Chapter 3 for further discussion.

The rate of Condition 2 interviews determined not to be complete in processing is potentially a cause for concern. These cases are the result of interviewers missing one or more key items in the Victimization Screener or a completed CIR. See Section 5.2 for a discussion of CIR completion.

## 3. Response Rate and Nonresponse Bias Assessment

The final weighted response rate for the NCVS-R Field Test was 27.0 percent for Condition 1 and 24.3 percent for Condition 2. While the response rate was slightly higher for Condition 1 than Condition 2, the difference is not substantively meaningful. The difference is likely due, in part because different interviewing staffs were used for the two conditions. This final response rate has

<sup>8</sup> An interview was considered complete for analysis if (1) the Victimization Screener was complete and (2a) no CIRs were required OR (2b) at least one CIR had a TOC code indicating an NCVS crime OR (2c) at least one CIR had a TOC code indicating “not an NCVS crime” and no CIR items needed for TOC coding were missing.

several components, including completion of the roster, a household respondent interview, and interviews with other adult household members and with youth ages 12-17. This chapter provides response rates for each of these stages. Section 3.3, a preliminary analysis of nonresponse bias, examines how several key demographics line up with national benchmarks, as well as the distribution of victimization rates by several personal characteristics.

Two response rates were computed, based on the achieved sample after processing (Table A3-1, Appendix 1). The first does not apply any of the selection or adjusted weights. The second is a weighted response rate. For the roster completion rate, the weights account for the probability of selecting the household into the sample. At the person level, the rates use the adjusted household weights.<sup>9</sup> The weighted response rate corresponds to the population of inference (i.e., the national, non-institutional population in the contiguous 48 states plus the District of Columbia). For this reason, we discuss the weighted response rates. We attribute the relatively small difference between the weighted and unweighted rates to the fact that the population was selected proportionate to size and the selection weights are very similar across the sample.

## 3.1 Response Rates

---

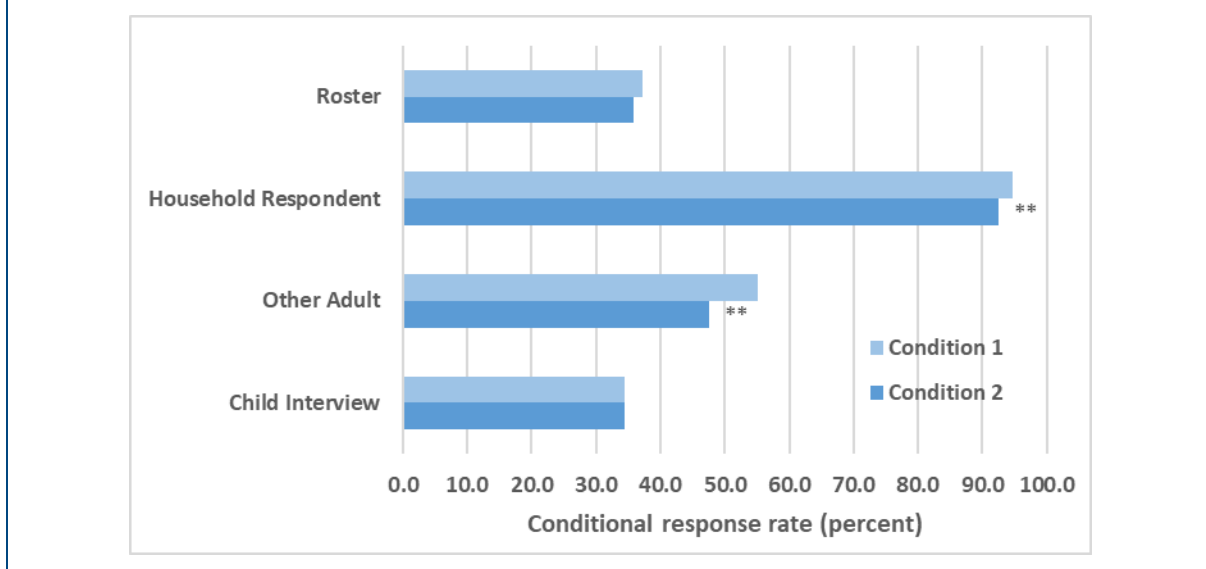
The initial stage of the interviewing process was to enumerate who was currently living in the housing unit. This portion of the interview also determined who would be the household respondent, and identified a parent or guardian who could provide consent for any youth ages 12-17. If applicable and possible, the interviewer also attempted to gain this consent. Once a roster had been completed, the interviewer had to complete the survey with the household respondent before other household members could be interviewed. The interviewer tried to complete as many interviews as possible while at the household. The interviewer then made follow-up attempts, either in person or by telephone, to complete the interview with any other household members not interviewed at the initial visit.

Figure 3-1 provides conditional response rates by interviewing stage for Conditions 1 and 2.

---

<sup>9</sup> The rates computed in chapter 2 (Table 2-3) do not apply any weights. This accounts for the differences between those discussed in Chapter 2 and this chapter.

**Figure 3-1. Weighted conditional response rates by stage, Conditions 1 and 2**



Source: 2019-2020 NCVS-R Field Test

See Table A3-1, Appendix 1, for more detail.

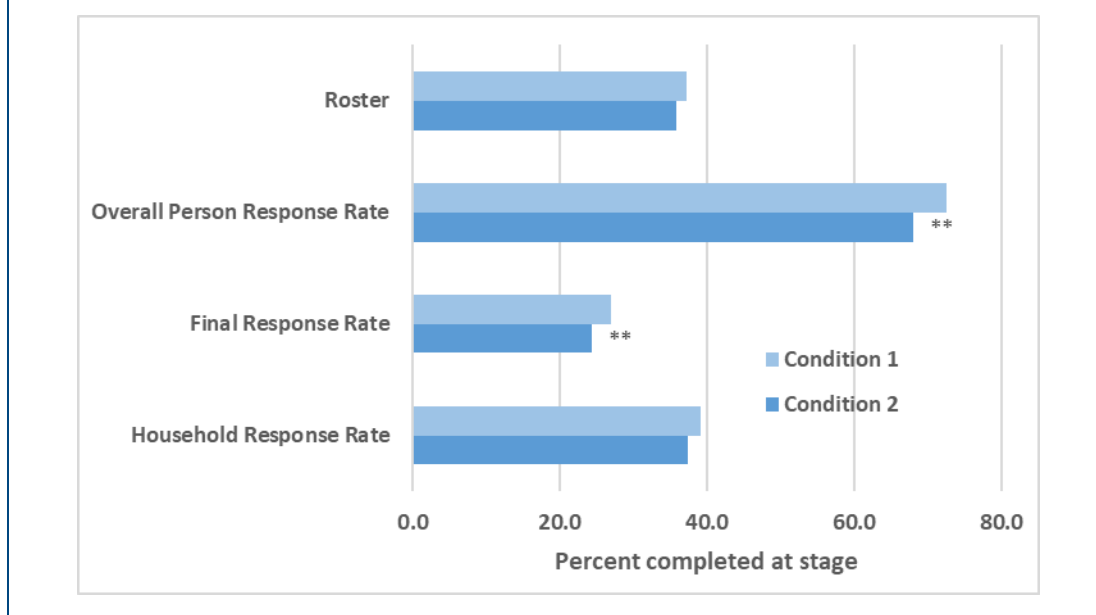
Household respondent rates are conditional on roster completion; the other adult and youth rates are conditional on completion of the roster and the household respondent interview.

\*\*p < .05 vs. Condition 1

- Condition 1 had a slightly higher roster completion rate than Condition 2 (37.3% vs. 35.8%). This difference was not statistically significant.
- For the household respondent interview, Condition 1 had a slightly higher response rate than Condition 2 (94.6% vs. 92.4%). This difference was statistically significant (p < .05).
- For the other adult interview, Condition 1 had a higher response rate than Condition 2 (55.1% vs. 47.5%). This difference was statistically significant (p < .05).
- For the youth interview, there was virtually no difference between the two conditions (34.4% response vs. 34.5 percent, respectively). The youth interview response rate incorporates both parents denying permission and youth nonresponse. Virtually all of the youth nonresponse (98% Condition 1 and 97% Condition 2) was because parents did not give consent.

Figure 3-2 presents response rates by interviewing stage for Condition 1 and the IL and NIL.

**Figure 3-2. Response rates by stage, Conditions 1 and 2**



Source: 2019-2020 NCVS-R Field Test

See Table A3-1, Appendix 1, for more detail

The overall person response rate combines the conditional response rates for the household respondent, other adult, and youth.

The household response rate is the percentage of rostered households in which all eligible household members were interviewed.

\*\*p < .05 vs. Condition 1.

The final response rate is a product of the roster and person rates. The overall person rate combines the rates for the household respondent, other adult, and youth.

- Condition 1 had a significantly higher overall person response rate than Condition 2 (Figure 3-2; 72.5% vs. 68.0%; p < .05).
- The final response rate was higher for Condition 1 than Condition 2 (27.0% vs. 24.3%; p < .05).
- For both conditions, interviews were completed with all eligible persons in a little less than 40 percent of the rostered households (Figure 3-2).

## Discussion

The response rate was higher for Condition 1 than for Condition 2. While statistically significant, the difference is not large. As noted in Chapter 2, the difference may reflect the variability in assignment of the field interviewers to the two conditions. With a relatively small sample and limitations on assignments by geographic areas, this variability may have led to slightly more effective field interviewers being assigned to Condition 1.

The Condition 2 instrument was designed to make the interview less burdensome, as well as more interesting (e.g., with the addition of ask-all questions). However, these changes were intended to

influence the performance of the survey at later interviews once the respondent had been exposed to the survey. In later chapters, we provide analyses of other data that address whether the redesign reduced respondent burden in the Field Test interview.

For the Field Test, a very high rate of household respondents were interviewed; the person completing the roster was very likely the household respondent. The rate of interviewing for other adults and youth was much lower. The low response rate for youth ages 12-17 was due in large part to the requirement for parental consent.

The response rates were close to what was projected when the Field Test was planned. Nonetheless, the response rates were relatively low for an in-person design. Response rates between 40 percent and 70 percent are more typical for in-person studies conducted outside the U.S. Census Bureau. For example, the RSA Pilot Test had a response rate of approximately 40 percent (Cantor et al., 2018). One reason for the relatively low Condition 2 response rate was the absence of a respondent incentive. Virtually all of the in-person studies outside the Census Bureau use incentives. Research has shown that, in the context of an in-person survey, incentives will increase response rates by a significant amount (Mercer, Caporaso, Cantor, & Townsend, 2015). The size of the increase depends on the study and other procedures.

Another reason for the relatively low response rates was higher-than-expected interviewer attrition. Two factors that may have contributed to this attrition were (1) the absence of respondent incentives, which Westat field interviewers have become accustomed to, and (2) conducting most of the interviewer training remotely. In-person training sessions are a chance for field interviewers to bond with their supervisors, with each other, and with the study.

Finally, in-person interviewing was curtailed two weeks before the scheduled end of the field period due to the novel coronavirus pandemic. While interviewers were able to complete a few Person Interviews over the telephone, this stoppage also reduced the final response rate.

## 3.2 Two Measures of Nonresponse Bias

---

Two measures of nonresponse bias are discussed below. The first compares the distribution of several demographic characteristics of Field Test respondents to the national population. The difference between the survey and national distributions is one indicator of bias. One shortcoming of this as a measure of bias is that the weighting adjustments use many of these demographic characteristics. For example, if the survey over-represents older adults, the adjustments realign the distribution so the estimates reflect the national, not the survey, population. This approach will not correct for nonresponse bias if nonrespondents have higher victimization rates even after controlling for these demographic characteristics. For example, if the survey missed older people who have extremely low victimization rates, then the adjustment would not fully account for the bias due to nonresponse.

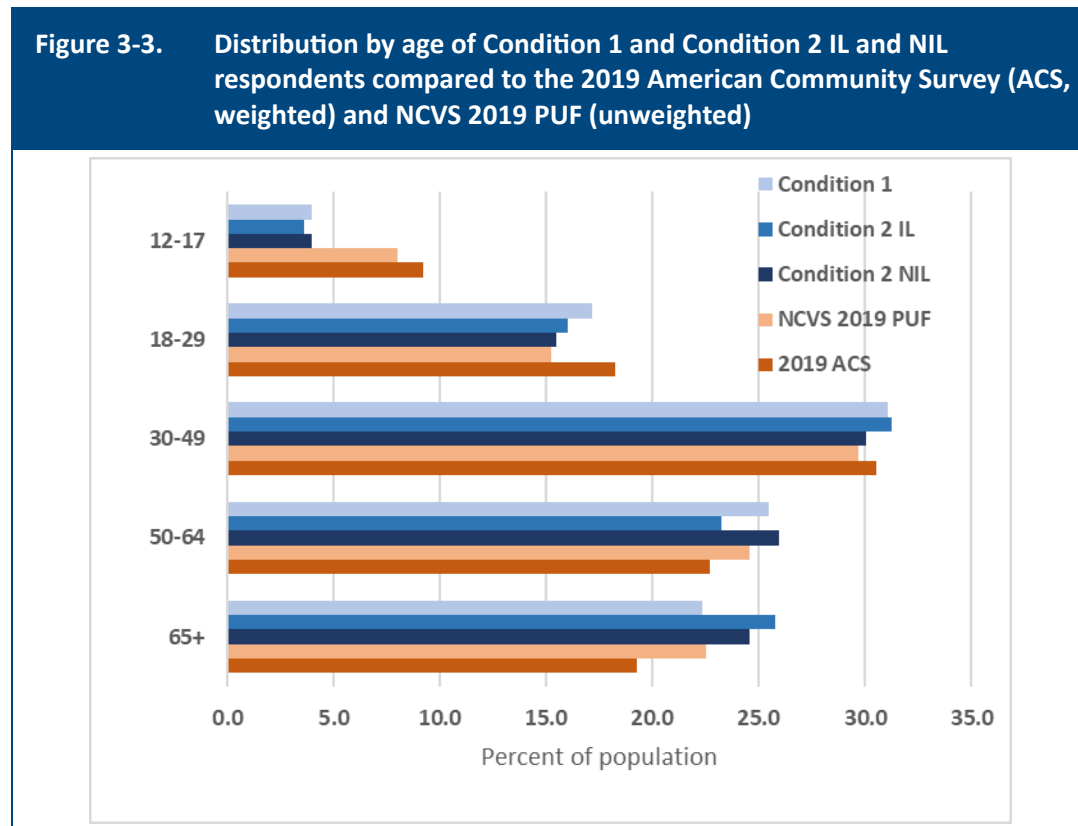
The second analysis examined the victimization rates by key demographic characteristics using the final adjusted weights. To the extent that rates by these characteristics reflect the expected distribution (e.g., lower rates for married people, higher rates for young people), we can have some confidence that the nonresponse adjustment worked as intended.



### 3.2.1 Demographic Distributions

The distributions for three person characteristics were generated using the Field Test selection weights. These weights reflect the initial probability of selection and do not incorporate any of the adjustments for nonresponse or coverage. The resulting distribution differs very little from one without weights. These numbers were compared to unweighted data from the 2019 NCVS Public Use File (PUF) and to weighted data from the American Community Survey (ACS) in Table A3-2, Appendix 1. Both the Field Test and the NCVS use the ACS to calibrate person weights, so the weighted numbers would be virtually identical across the five samples.

The comparison by age is shown in Figure 3-3.



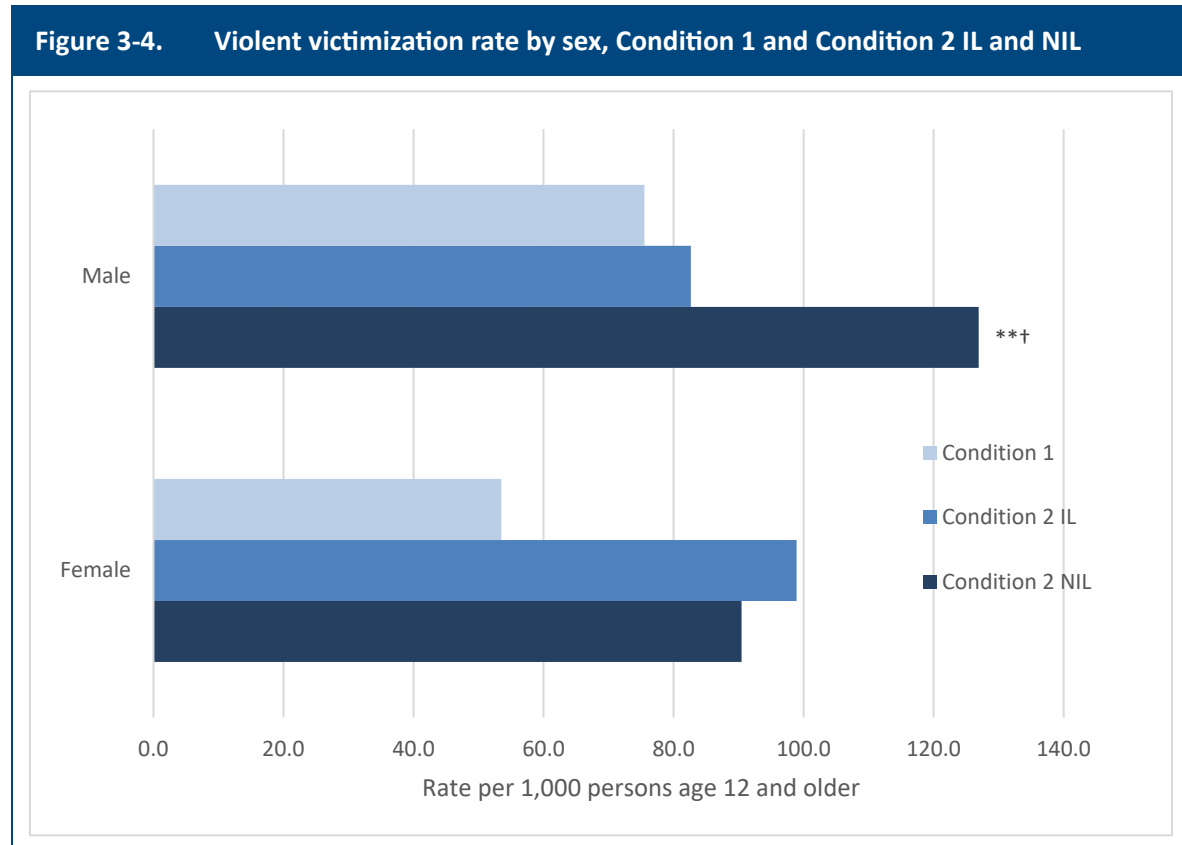
Source: 2019-2020 NCVS-R Field Test, 2019 NCVS Public Use File, and 2019 American Community Survey  
See Table A3-2, Appendix 1, for more detail.

- Condition 1 and Condition 2 IL and NIL achieved samples all underrepresent 12- to 17-year-olds and 18- to 29-year-olds, and over-represent 50- to 64-year-olds and people 65 and older (Figure 3-3). The same is true of the NCVS, although not by as much as the Field Test (except for 18-29-year-olds).
- Conditions 1 and 2 (IL and NIL) and the NCVS all underrepresent Hispanics (Table A3-2, Appendix 1). Hispanics comprise approximately 12 to 13 percent of the Field Test respondents, while they are approximately 17 percent of the national population. The NCVS is slightly closer to the ACS estimate, at 13.6 percent.

- The distributions by sex for Conditions 1 and 2 (IL and NIL) and for the NCVS are very close to the national population (Table A3-2, Appendix 1).
- There are no significant differences among Condition 1, Condition 2 IL, and Condition 2 NIL for age, race/ethnicity, or gender (Table A3-2, Appendix 1).

### 3.2.2 Victimization Rates

This section describes the violent victimization rates by sex (Figure 3-4), age (Figure 3-5), and marital status (Figure 3-6).



Source: 2019-2020 NCVS-R Field Test

Note: Some Condition 2 NIL numbers in this chart have changed from those in the originally published report.

See Table A3-3, Appendix 1, for more detail.

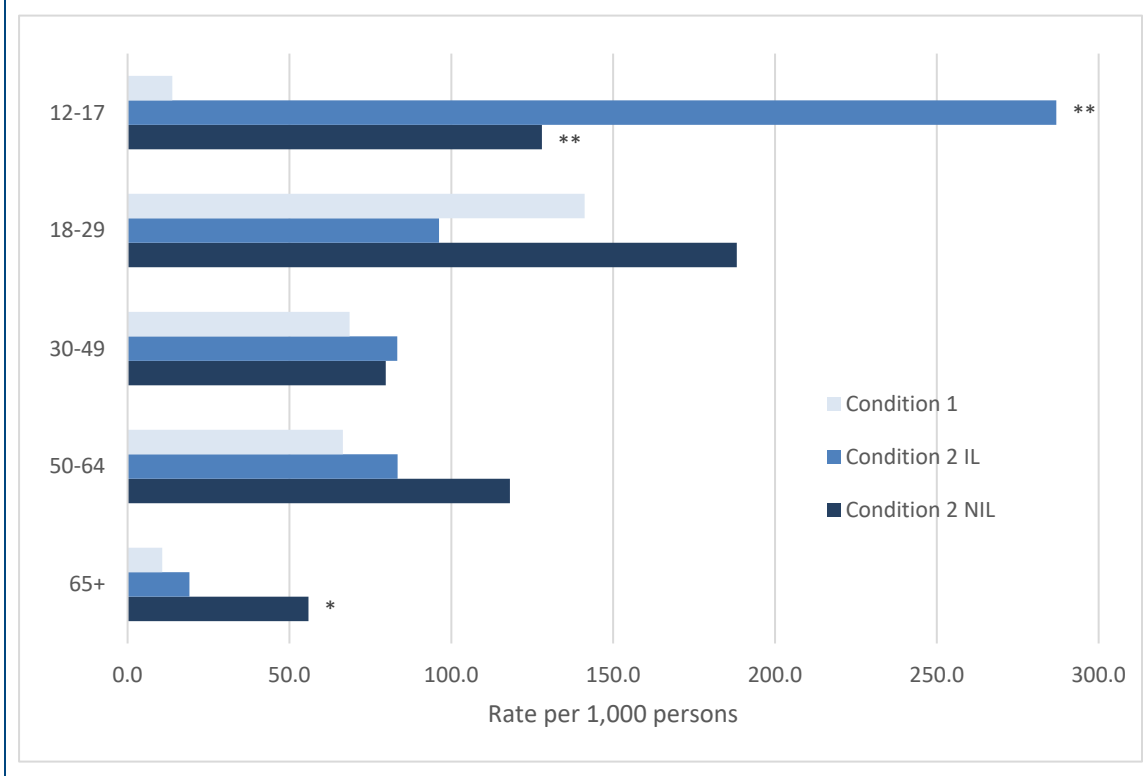
\*\*p < .05 vs. Condition 1

†p < .10 vs. IL

- Conditions 1 and 2 demonstrated similar patterns for sex (Figure 3-4). The rate of violent crime was somewhat higher for males than for females but was not statistically different. The 2019 NCVS also had a slightly higher rate for males, and it was also not statistically different (Morgan & Truman, 2020).
- The rate of violent victimization for males was significantly higher for the NIL than for Condition 1 (p < .05) and marginally higher than for the IL (p < .10). The Condition 2 rates for

females were both higher than that for Condition 1, reflecting the higher Condition 2 rates for RSA, but the differences were not significant given relatively small sample sizes.

**Figure 3-5. Violent victimization rate by age, Condition 1 and Condition 2 IL and NIL**



Source: 2019-2020 NCVS-R Field Test

Note: Some Condition 2 NIL numbers in this chart have changed from those in the originally published report.

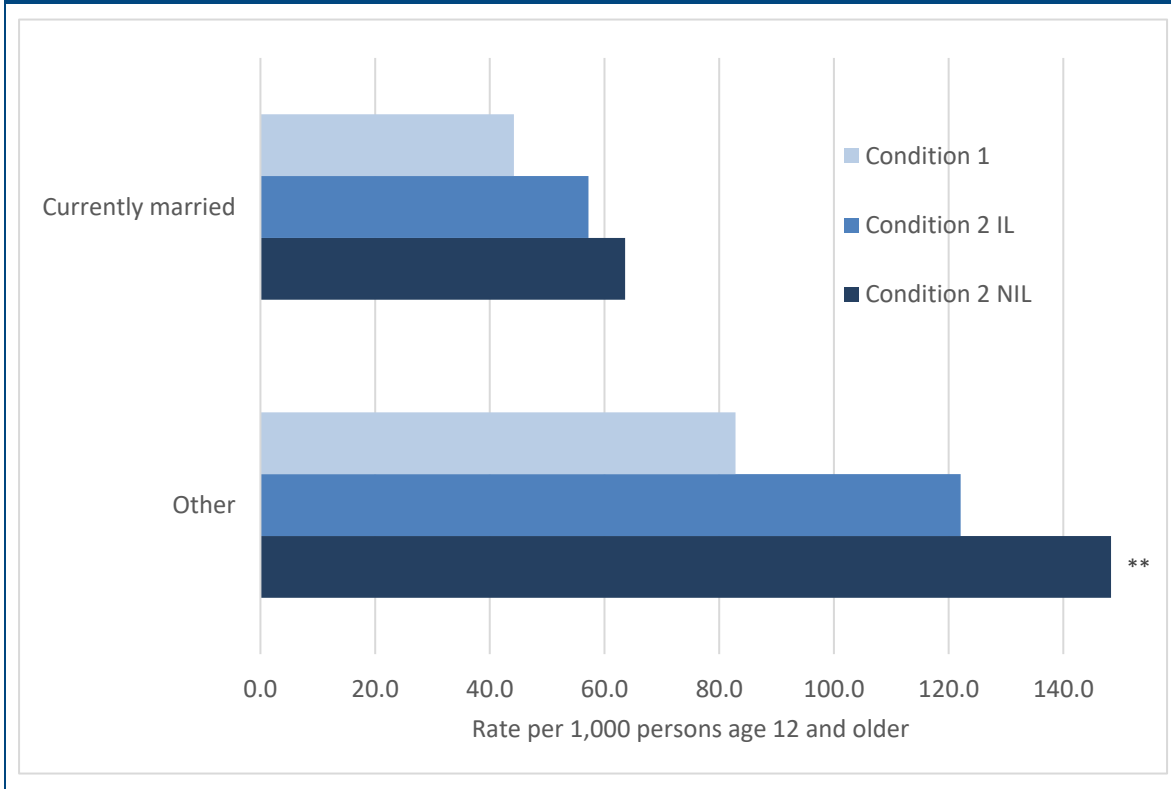
See Table A3-3, Appendix 1, for more detail.

\*\*p < .05 vs. Condition 1

\*p < .10 vs. Condition 1

- For Condition 2, the rates of victimization decreased with age, as expected. The curve flattened somewhat starting at age 30, with a slight upturn at the 50-64 age group.
- Condition 1 had an extremely low rate for 12- to 17-year-olds. It is statistically different from the IL and NIL rates (Figure 3-4; p < .05).
- After the 12-17 age group, the rates for Condition 1 decreased by age, although the rate also flattens for those 30-64.

**Figure 3-6. Violent victimization rate by marital status, Condition 1 and Condition 2 IL and NIL**



Source: 2019-2020 NCVS-R Field Test

Note: Some Condition 2 NIL numbers in this chart have changed from those in the originally published report.

See Table A3-3, Appendix 1, for more detail.

Other marital status includes widowed, divorced, separated, and never married.

\*\*p < .05 vs. Condition 1

- For both Conditions 1 and 2, currently married people had much lower violent victimization rates than those who were not currently married (Figure 3-6). This pattern is consistent with the rates found on the NCVS.
- The “Other” rate of violent victimization was significantly higher for the NIL than for Condition 1 (148.3 per 1,000 vs. 82.8 per 1,000; p < .05). This difference in part reflects the change in instrumentation for RSA, since the rates of RSA are much higher for people who are not married.

## Discussion

This analysis of nonresponse indicates some under-enumeration of young people, especially those age 12-17. In both Condition 1 and Condition 2 IL and NIL, the response rate for this group, once enumerated, was very low, about half of the overall person response rate (34-35% vs. 68-72%). The low rate was partly due to the need for parental consent<sup>10</sup> (parental consent was given for

<sup>10</sup> The Field Test had a much more explicit consent process than the production NCVS.

about 65% of youth, data not shown). For Condition 1, the response rate for youth did seem to be related to violent crime victimization. After adjusting for nonresponse, we found that the rate for 12- to 17-year-olds for Condition 1 was uncharacteristically low. This pattern did not occur in Condition 2. The reason for this difference by condition is not clear. Given the small sample sizes within the 12-17 groups, it may be that the Condition 1 interviews randomly missed those who had higher victimization rates, while this did not occur for Condition 2.

The rate for the middle age groups did not show a uniform decrease as expected. Those in the 50-64 group for the NIL had a nominally higher rate than those in the 30-49 group. The IL and Condition 1 rates were approximately the same for these two age groups. This pattern may also indicate some nonresponse bias. However, these differences may also be due to sampling error, given the small samples in these groups.

With respect to the other characteristics examined, there did not appear to be indications of bias. The victimization rates by sex and marital status conformed to expectations.

## 4. Victimization and Prevalence Rates

This chapter presents victimization and prevalence rate estimates of U.S. property and personal crimes from the Field Test. A *victimization* “represents on person (for personal crimes) or one household (for property crime) affected by a crime” (Morgan & Truman, 2020). The *victimization rate* here is the number of victimizations over the reference period per 1,000 persons (personal crime) or households (property crime). The *prevalence rate* is the percentage of persons or households who have experienced at least one victimization during the reference period.

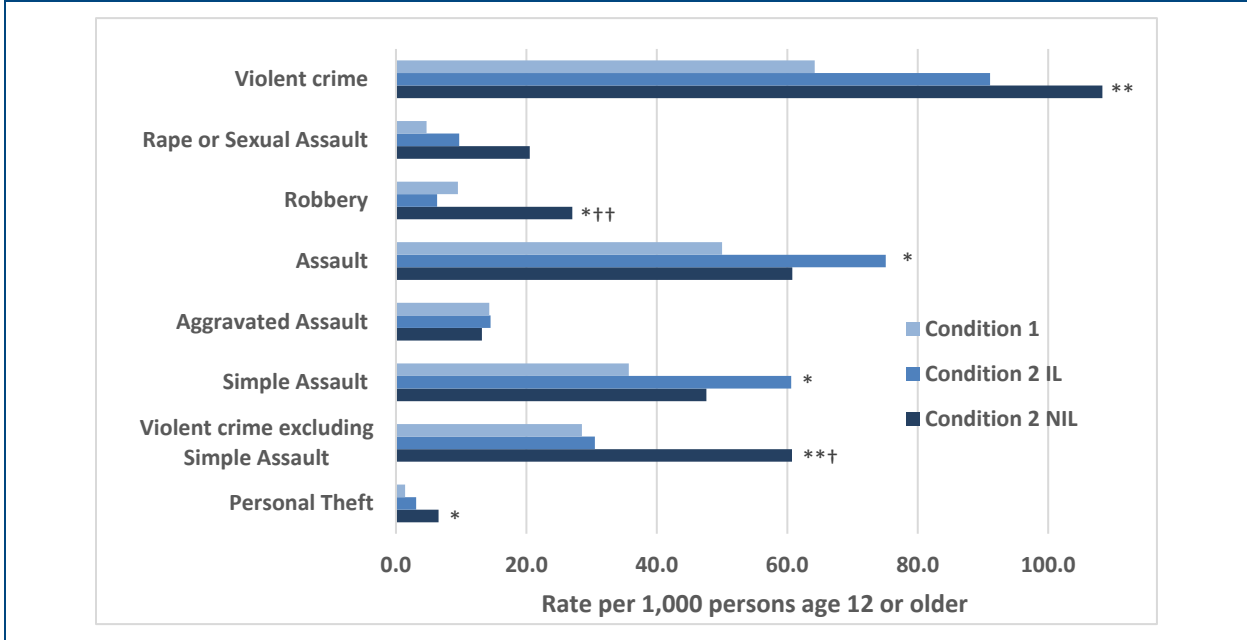
The comparisons in this chapter will be between Condition 1 and two Condition 2 treatments, and between the treatments. Condition 1 is the core NCVS interview. Condition 2 is the redesigned questionnaire. The Field Test included two treatments of the redesigned questionnaire, referred to as interleaved (IL) and non-interleaved (NIL). The IL treatment included follow-up questions immediately after a victimization incident was identified in the screener, to determine whether the incident might be classified as more than one type of crime. For example, after reporting a motor vehicle theft in the screener, the respondent was asked whether the incident included theft of anything else, whether the respondent was attacked, and, if attacked, whether the incident also included unwanted sexual contact. There was some concern that asking these kinds of follow-up questions might discourage reporting of any further incidents. This concern was addressed by including the NIL treatment, which did not include such follow-ups in the screener but did include a longer set of similar questions at the beginning of the CIR.

### 4.1 Victimization Rates for Violent Crime and Personal Theft

The violent crime and Personal Theft victimization (incidence) rates for Field Test Condition 1 and Condition 2 IL and NIL are shown in Table A4-1, Appendix 1, and Figure 4-1. Unless otherwise noted, the rates in this chapter adjust for series crimes using the same procedures as the NCVS; that is, they use the victim’s estimate of the number of times a series crime occurred, with a cap of 10 (Morgan and Truman, 2020).

Because of a programming error, some expected NIL CIRs were not asked. This error only affected the NIL Attack screener series. If a respondent reported more than one incident and the incidents did not represent a series crime, a CIR was asked only for the most recent incident. Some 57 NIL incidents reported in the Attack screener series that should have had a CIR completed did not. The NIL estimates of violent crime incidence rates in this chapter and Appendix 1 have been adjusted to account for this error. Prevalence rates are not affected. The adjustment is similar to that done for series crimes, but the adjustment factor was capped at 2, since nothing is known about the missing incidents.

**Figure 4-1. Victimization rates by type of violent crime, Condition 1 and Condition 2 IL and NIL**



Source: 2019-2020 NCVS-R Field Test

Note: Some Condition 2 NIL numbers in this chart have changed from those in the originally published report.

See Table A4-1, Appendix 1, for more detail.

\*\*p < .05 vs. Condition 1

\*p < .10 vs. Condition 1

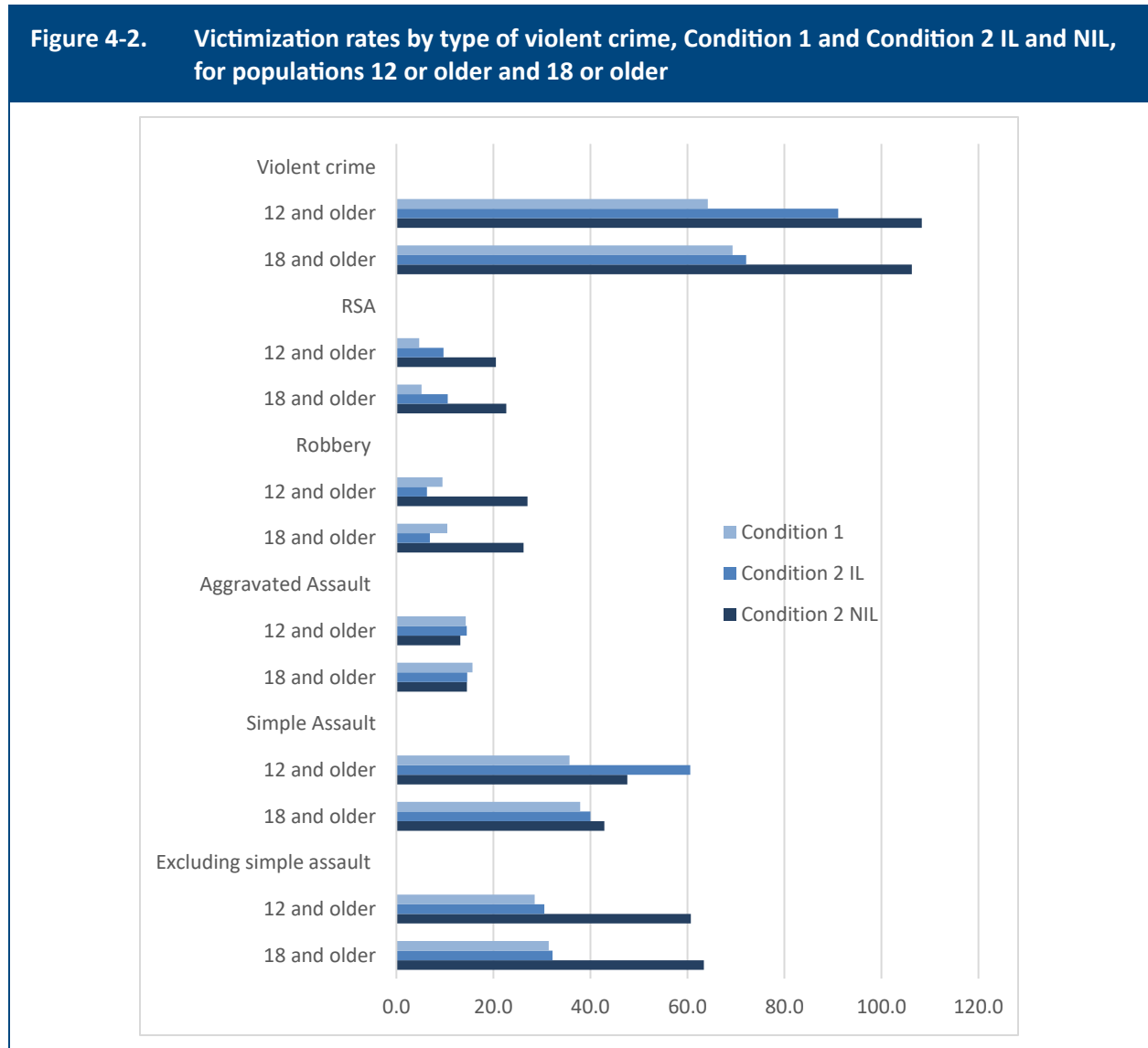
†† p < .05 vs. IL

† p < .10 vs. IL

- Overall violent crime victimization estimates are significantly higher for the NIL than for Condition 1 (108.3 vs. 64.2; p < .05). This difference is driven by higher rates for RSA and Robbery in the NIL, as described below.
- Almost all of the NIL rates for individual violent crime categories in Table A4-1 are higher than those for Condition 1, but only Robbery (42.5 vs. 35.7) is marginally statistically different (p < .10).
- The overall Condition 1 violent crime victimization estimate is also lower than that from the IL, but the difference was not statistically significant (64.2 vs. 91.1 per 1,000).

- The Condition 1 estimate of Assault is lower than that for the IL, and the difference is marginally significant (50.0 vs. 75.1 per 1,000;  $p < 0.10$ ). This difference is largely driven by a higher IL rate for Simple Assault versus Condition 1 (60.6 vs. 35.7 per 1,000;  $p < 0.10$ ).
- The IL and NIL rates for RSA (9.7 and 20.5 per 1,000, respectively) are both substantially higher than the Condition 1 rate (4.7 per 1,000). These differences were expected given changes to the Victimization Screener, but they are not statistically significant. Each sample had a small number of victims, and extreme responses affected the significance tests.

Given the large difference in violent crime among those 12-17 between Conditions 1 and 2 in Figure 3-4, we examined the rates excluding 12-17-year-olds. The results are shown in Table A4-1a in Appendix 1. Figure 4-2 compares the rates from Tables A4-1 and A4-1a.



Source: 2019-2020 NCVS-R Field Test

Note: Some Condition 2 NIL numbers in this chart have changed from those in the originally published report.

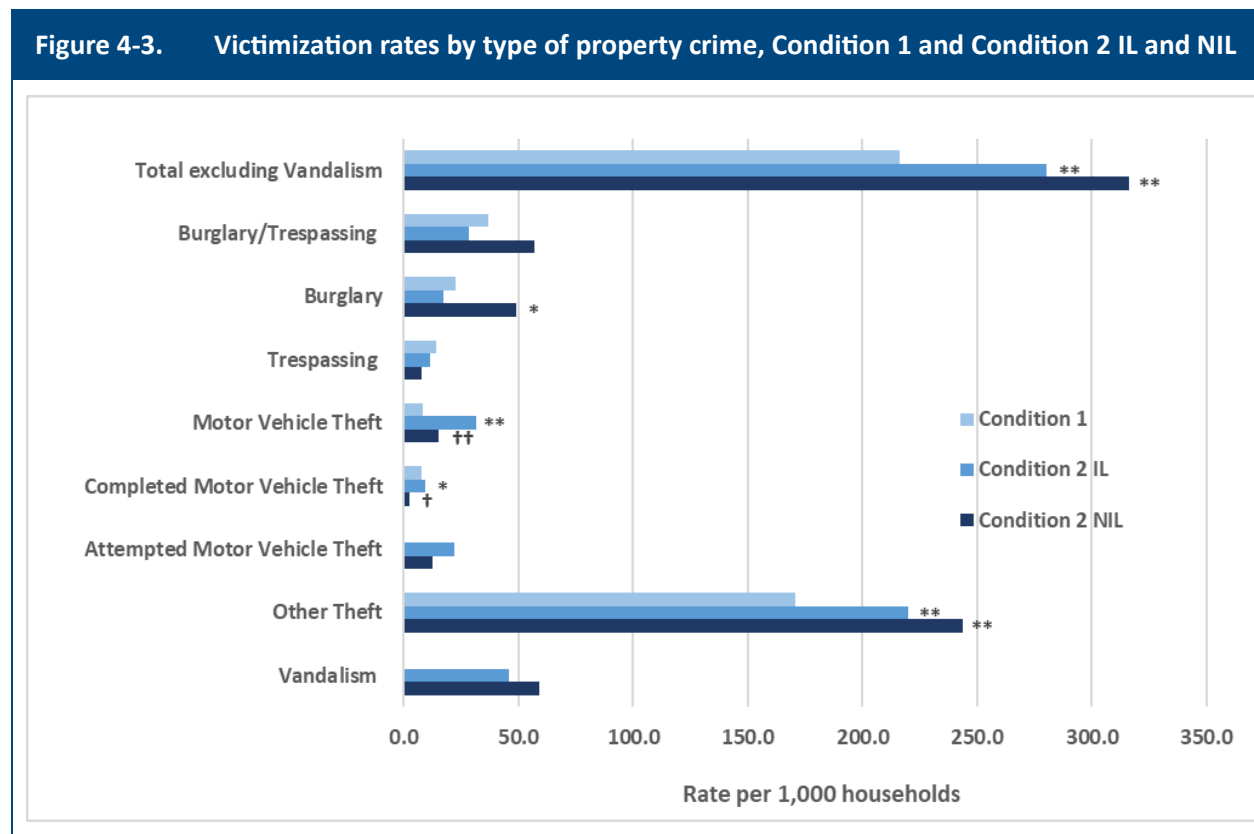
See Table A4-1 and A4-1a, Appendix 1, for more detail.



Differences between the two sets of estimates are readily apparent for violent crime overall, and for Simple Assault. In each case, the IL estimates are dramatically lower for the 18 or older population than for the 12 or older population. Further, these IL estimates in the 18 or older population are very close to those from Condition 1. A few Simple Assaults reported by youth in the IL appear to cause these large changes. Because of the lower response rate among youth, they have larger weights than adult respondents, exacerbating the effect. The NIL shows little difference between estimates from the 12 or older and 18 or older populations.

When restricting the population to 18 or older, the Condition 2 estimate for violent crime overall (106.3 per 1,000) remains significantly different ( $p < .05$ ) from the Condition 1 estimate (69.3 per 1,000) but the difference is small than for the population 12 and older. Among adult respondents, there is little difference between Condition 1 and IL estimates of violent victimization, except for RSA as noted earlier. NIL estimates of violent crime overall, RSA, and Robbery are substantially higher than those from Condition 1 or the IL.

Victimization rates for property crime are shown in Table A4-2, Appendix 1, and Figure 4-3.



Source: 2019-2020 NCVS-R Field Test  
See Table A4-2, Appendix 1, for more detail.

\*\*p < .05 vs. Condition 1

\*p < .10 vs. Condition 1

†† p < .05 vs. IL

† p < .10 vs. IL

- Overall property crime victimization estimates (excluding vandalism) are significantly higher for both the IL and NIL than for Condition 1 (216.0 vs. 280.2 per 1,000 households IL and 316.1 NIL; both  $p < .05$ ). The difference between the IL and NIL estimates is not statistically significant.
- Much of the difference for property crime is related to differences in Attempted Motor Vehicle Theft. The Condition 1 estimate is much lower than both the IL (0.5 vs. 21.9;  $p < .05$ ) and NIL (0.5 vs. 12.8;  $p < .05$ ) estimates.
- For Completed Motor Vehicle Theft, the difference between Condition 1 and the NIL is in the opposite direction (7.7 vs. 2.5;  $p < .10$ ).
- The Condition 1 Burglary rate is marginally significantly lower than that from the NIL (22.6 vs. 49.1;  $p < .10$ ).
- The NIL estimate of Burglary is also marginally significantly higher than the IL estimate (49.1 vs. 17.1;  $p < .10$ ).
- The Condition 1 rate for Other Theft (170.9) is significantly lower than both the IL rate (220.2;  $p < .05$ ) and the NIL rate (243.8;  $p < .05$ ).
- The redesign added Vandalism to the Victimization Screener. Vandalism was only counted if the incident did not qualify for any other type of crime. Nonetheless, the victimization estimates for Vandalism (46.1 IL and 59.3 NIL) are higher than those for any other property crime type except Other Theft. The difference between the IL and NIL estimates is not significant.

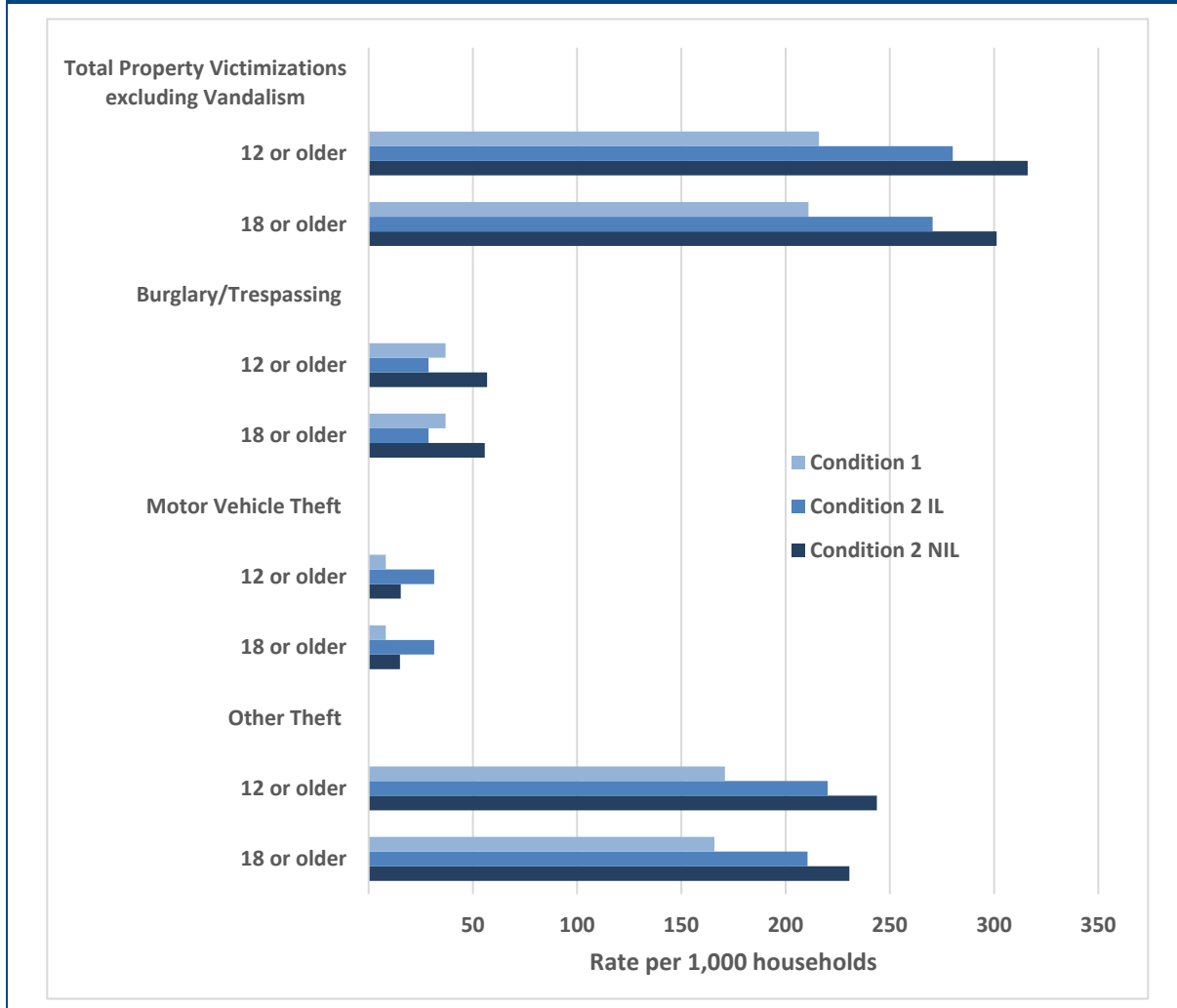
Given the effect of respondents age 12-17 on estimates of violent crime, we also examined property crime rates excluding those reported by youth respondents<sup>11</sup>. The comparison with and without 12- to 17-year-olds is shown in Figure 4-4. Of particular interest are estimates of Other Theft. Unlike for violent crime, there is little difference in either the estimates or the significance tests (Table 4-2a, Appendix 1) between the populations 12 or older vs. 18 or older.

The estimates in Tables A4-1 and A4-2, reflected in Figures 4-1 and 4-3, include an adjustment for series crimes, as is done in the NCVS. The procedure used to identify series crimes differed between Conditions 1 and 2. Condition 1 asked the series questions as part of the CIR, while Condition 2 asked them in the screener. Condition 1 included a question (Q5b) dropped by the Redesign. The two questionnaires also used different thresholds when asking the series questions (six in Condition 1, four in Condition 2). Many more series crimes were reported in Condition 2 than in Condition 1. This difference is partly because of the lower Condition 2 threshold, but also because Condition 2 respondents reported more instances of multiple victimizations.

---

<sup>11</sup> Youth respondents were less likely to report some property crimes (MV Theft, MV Parts Theft, Break-in, Vandalism) because those screener series were not asked of youth.

**Figure 4-4. Victimization rates by type of property crime, Condition 1 and Condition 2 IL and NIL, for populations 12 or older and 18 or older**

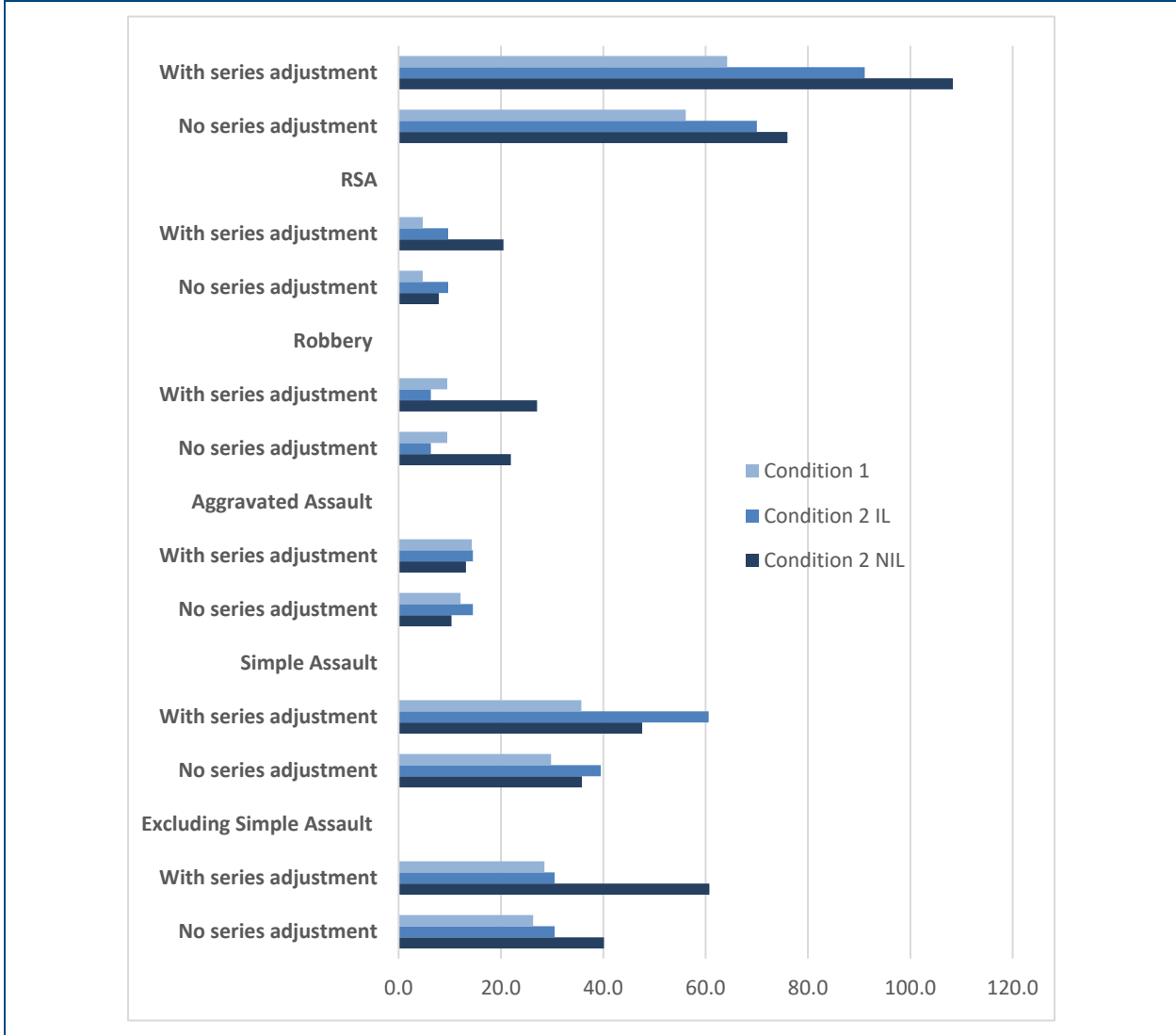


Source: 2019-2020 NCVS-R Field Test

See Tables A4-2 and A4-2a, Appendix 1, for more detail.

Tables A4-3 and A4-4 present the same victimization rate estimates as in Tables A4-1 and A4-2, but without the series adjustment. Figure 4-5 compares the distribution of violent crime rates with and without the series adjustment. The differences among Condition 1 and the Condition 2 treatments for violent crime are reduced to some extent, but most remain in the same direction. However, several of the differences with Condition 1 that were at least marginally significant with the series adjustment are no longer significant (e.g., IL Assault and Simple Assault; NIL Violent Crime).

**Figure 4-5. Victimization rates by type of violent crime, Condition 1 and Condition 2 IL and NIL, with and without the series adjustment**



Source: 2019-2020 NCVS-R Field Test

Note: Some Condition 2 NIL numbers in this chart have changed from those in the originally published report.

See Tables A4-1 and A4-3, Appendix 1, for more detail.

There is relatively little change when making these same comparisons for property crime in Tables A4-2 and A4-4, as there are many fewer series property crimes. Only one of 9 comparisons that were at least marginally significant when including series is no longer significant (Burglary, NIL vs. Condition 1).

### Discussion

The overall violent crime victimization rate was highest for the NIL treatment, with little difference between the IL and Condition 1 among adult respondents. The only differences in Figure 4-1 significant at the  $p < .05$  level were for overall violent crime and for violent crime excluding Simple Assault between Condition 1 and the NIL. The lack of statistical significance for other differences

between Condition 1 and the NIL is partly due to a combination of small sample sizes and the influence of multiple victimizations. The latter is illustrated in the comparison of prevalence rates in the next section, which count each victim only once.

Property crime rates (excluding Vandalism) were significantly higher for both the IL ( $p < .05$ ) and NIL ( $p < .05$ ) than for Condition 1. The difference was largely driven by differences in the rates for Other Theft, which includes both Completed and Attempted Thefts. Incidents identified only as Attempted Theft in the Condition 2 Field Test screener had minimal follow-up in the CIR, and none that would identify them as not being NCVS crimes. This approach was deliberate, pending a decision on whether to continue to count Attempted Theft (including Attempted Larceny and Attempted Household Larceny) as an NCVS crime. We have recommended changes to the CIR that would likely reduce the number of Attempted Thefts identified in the redesigned questionnaire going forward. See Section 4.5 for a discussion of victimization rates by TOC code.

The higher violent crime rates for the NIL and higher property crime rates for both the IL and NIL are somewhat surprising. The Instrument Redesign did not make major changes to the content of Victimization Screener items. One notable exception is RSA, where both the screening and CIR questions were changed significantly. As expected, these changes led to a large but not statistically significant increase in the victimization rate.

Research around the 1992 redesign found that increasing the number of questions on the screener led to respondents reporting more victimizations (Biderman et al., 1986). The theory is that the examples serve as memory cues, increasing reporting. Also, some types of victimizations are more memorable than others.<sup>12</sup> Less memorable incidents will be more affected by this cueing strategy. The results of the 1992 redesign found the biggest impact of increasing the memory cues were for crimes such as Theft and Simple Assault (Kindermann, Lynch, Cantor, 1997).

The higher rates for the NIL are likely related to asking respondents more separate questions than did either Condition 1 or the IL. Condition 2 asked for a “yes/no” answer to each of the specific probes (or sets of cues) included in a particular screener series.<sup>13</sup> Condition 1 (the current NCVS) asked for a single “yes/no” response after the interviewer read all the probes for a particular screener series. As we shall see in the next section, incidents reported in Condition 1 were more likely to have been reported to the police than those reported in Condition 2, a possible indicator of the impact on the victim.

As noted above, the Condition 2 Victimization Screener included more separate questions (and shorter ones) than did Condition 1. As shown in Table 4-1, the mean number of screener series targeting specific types of crimes where one or more incidents were reported was 0.20 for Condition 1, as compared with 0.30 in the IL treatment and 0.32 in the NIL treatment. That is, Condition 2 respondents responded positively to 50 percent more screener series than did Condition 1 respondents. This difference supports the theory that multiple cues result in higher victimization rates. Another possible explanation is that those reporting incidents report more of them. As shown in Table 4-1, this was not the case in the Field Test. Condition 1 respondents

---

<sup>12</sup> Other factors that might also affect how memorable an incident is, such as whether the respondent makes an insurance claim for the loss (e.g., motor vehicle theft). A respondent may not report something on the survey for other reasons, such as concerns with privacy and confidentiality.

<sup>13</sup> A “screener series” is the set of questions on the victimization screener that targets a particular type of crime.

reporting incidents in the screener reported almost the same mean number of incidents per respondent (1.81) as did respondents to the IL (1.81) and the NIL (1.78).

<b>Table 4-1. Number of screener respondents, victimization reports in screener, and incidents included in series crimes, Condition 1 and Condition 2 IL and NIL</b>			
	<b>Condition 1</b>	<b>Condition 2 IL</b>	<b>Condition 2 NIL</b>
<b>Number of screener respondents</b>	2,770	2,033	2,112
<b>Screener series with positive response</b>	559	613	674
<b>Mean positive responses per respondent</b>	0.20	0.30	0.32
<b>Number of incidents reported in screener*</b>	1,014	1,108	1,201
<b>Mean incidents per positive response</b>	1.81	1.81	1.78
<b>Incidents with no CIR – included in series</b>	112	140	208
<b>Percent of incidents with no CIR – series</b>	11.0%	12.6%	17.3%

\* Sum of responses to “how many times” across all screener series. Missing responses given value of 1. Condition 2 responses higher than 30 set equal to 30 (the Condition 1 cap).

As an example, we believe the difference in Other Theft is a result of asking for a “yes” or “no” answer to each Theft probe. The Condition 1 Theft question includes a long list of examples and asks for a single “yes” or “no” response (Exhibit 4-1). Condition 2 converted these examples into seven separate questions (Exhibit 4-2). Almost twice as many Condition 2 respondents reported an incident in one of the Theft screener items as did Condition 1 respondents. With the Theft cues broken out into multiple questions, respondents may be better able to recall or more inclined to report less salient incidents. Condition 1 incidents involving Other Theft were more likely to be reported to the police than were Condition 2 incidents (see Figure 4-9). Condition 1 incidents also involved theft of more valuable property, on average, than did Condition 2 incidents (data not shown).

**Exhibit 4-1. NCVS screener question targeting theft**

**36a.**

I'm going to read some examples that will give you an idea of the kinds of crimes this study covers.

As I go through them, tell me if any of these happened to you in the last 6 months, that is since \_\_\_\_\_, 20\_\_\_\_\_.

Was something belonging to YOU stolen, such as -

Read each category.

(a) Things that you carry, like luggage, a wallet, purse, briefcase book -

(b) Clothing, jewelry, or cellphone -

(c) Bicycle or sports equipment -

(d) Things in your home - like a TV, stereo, or tools -

(e) Things outside your home such as a garden hose or lawn furniture - (Asked of Household Respondent only)

(f) Things belonging to children in the household - (Asked of Household Respondent only)

(g) Things from a vehicle, such as a package, groceries, camera, or CDs -

**OR**

(h) Did anyone ATTEMPT to steal anything belonging to you?  
Ask only if necessary

Did any incidents of this type happen to you?

532

1  Yes - ASK 36b

2  No - If Household Respondent SKIP to 37a;  
Else SKIP to 40a

#### Exhibit 4-2. Condition 2 screener questions targeting theft

The {next }questions {below }ask about different things that might have been stolen from you. This may have happened to you while you were at home,{ at work or} school, or somewhere else.

{Other than the thefts or attempted thefts you have mentioned already, in/In} the past 12 months did anyone...

- 1 Steal something that you carry, like a cell phone, money, a wallet, purse, or backpack?
- 2 Steal something that you wear, like clothing, jewelry, or shoes?
- 3 Steal something in your home, like a TV, computer, tools, or guns?
- 4 Steal something from your porch, lawn, garage, or other part of your property, such as a bicycle, garden hose or lawn furniture?
- 5 Steal something out of a vehicle, such as a package or groceries?
- 6 {Steal something belonging to the children who live here?}
- 7 Steal anything else that belongs to you, including things that were stolen from you at work or at school?

One other possible reason for the difference between the Condition 1 and 2 rates is the way series crimes were treated. Tables A4-3 and A4-4 in Appendix 1 show the same rate estimates as Tables A4-1 and A4-2, respectively, but without the series adjustment used by the NCVS. The series adjustment appears to contribute to the differences in victimization rate estimates between

Condition 1 and the Condition 2 treatments, especially for violent crime. There are fewer significant differences after taking the series crime adjustment out.

More series crimes were reported in Condition 2 than in Condition 1, largely because of the lower Condition 2 threshold and because, as noted earlier, Condition 2 respondents said “yes” to about 50 percent more screener series than those in Condition 1. As shown in Table 4-1, the mean number of incidents reported per positive response in a screener series was very similar between Condition 1 (1.81), IL (1.81), and NIL (1.78). The proportion of incidents not eligible for CIRs because they were part of series crimes was fairly similar between Condition 1 (11.0%) and the IL (12.6%), and a bit higher for the NIL (17.3%).

In sum, we believe the higher Condition 2 rate of reporting multiple victimizations is related to the more frequent cueing in the Condition 2 screener. Our review of Condition 2 data and interview recordings did not find evidence that the series designation was misapplied. Overall, we believe the Condition 2 method of determining a series worked as intended in the Field Test.

There were several other differences in estimates noted above that may have been due to other aspects of the redesign. Within Condition 2, the NIL identified more Robberies than did the IL. Robbery is a complex crime that by definition includes both an Assault and a Theft or Attempted Theft. The IL treatment asked whether Thefts reported in the screener included an Attack, but did not ask about Theft for reported Attacks (until the CIR Attack section). The NIL included both kinds of follow-up probes. This difference led to identifying more NIL incidents as Robberies than IL incidents.

The higher rate of Motor Vehicle Thefts for Condition 2 is mostly due to the extreme differences for Attempted Motor Vehicle Theft. A review of Condition 2 incident narratives revealed some ambiguous situations which may or may not have been Attempted MV Theft. The Condition 2 instrument did not adequately resolve whether these were Attempted Theft of something in the vehicle, Attempted Theft of the vehicle, or something else (e.g., Vandalism). We recommend enhancing the CIR questions about Attempted MV Theft to clarify such situations. Ultimately, it is the respondent’s perception of the offender’s intent that drives the definition.

The smaller, but still marginally significant, difference for Completed Motor Vehicle Theft may be related to the order of questions in the Victimization Screener (MV Theft preceded Theft in Condition 2, but followed it in Condition 1). We recommend returning to the current NCVS sequence (Theft, followed by MV Theft).

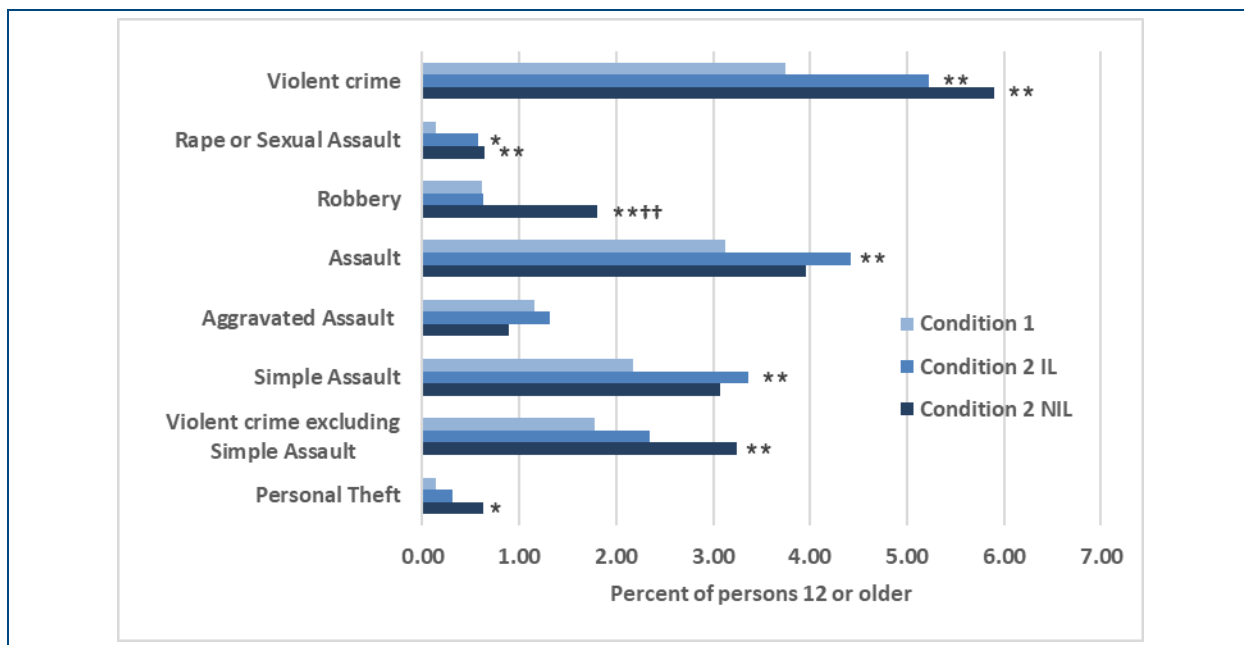
Like Robbery, Burglary (as distinct from Trespassing) is a complex crime that by definition includes both a Break-in and a Theft or Attempted Theft. The IL treatment did not appear to perform adequately in identifying Burglaries; The IL estimate was lower than the NIL estimate, although the difference was only marginally significant ( $p < .07$ ). The IL estimate was also lower than the Condition 1 estimate, but not significantly so.

## 4.2 Prevalence Rates

The prevalence rates for violent and property crimes are shown in Figures 4-6 and 4-7, respectively, and in Tables A4-5 and A4-6, Appendix 1.

**Figure 4-6. Prevalence rates by type of violent crime, Condition 1 and Condition 2 IL and NIL**





Source: 2019-2020 NCVS-R Field Test  
 See Table A4-5, Appendix 1, for more detail.

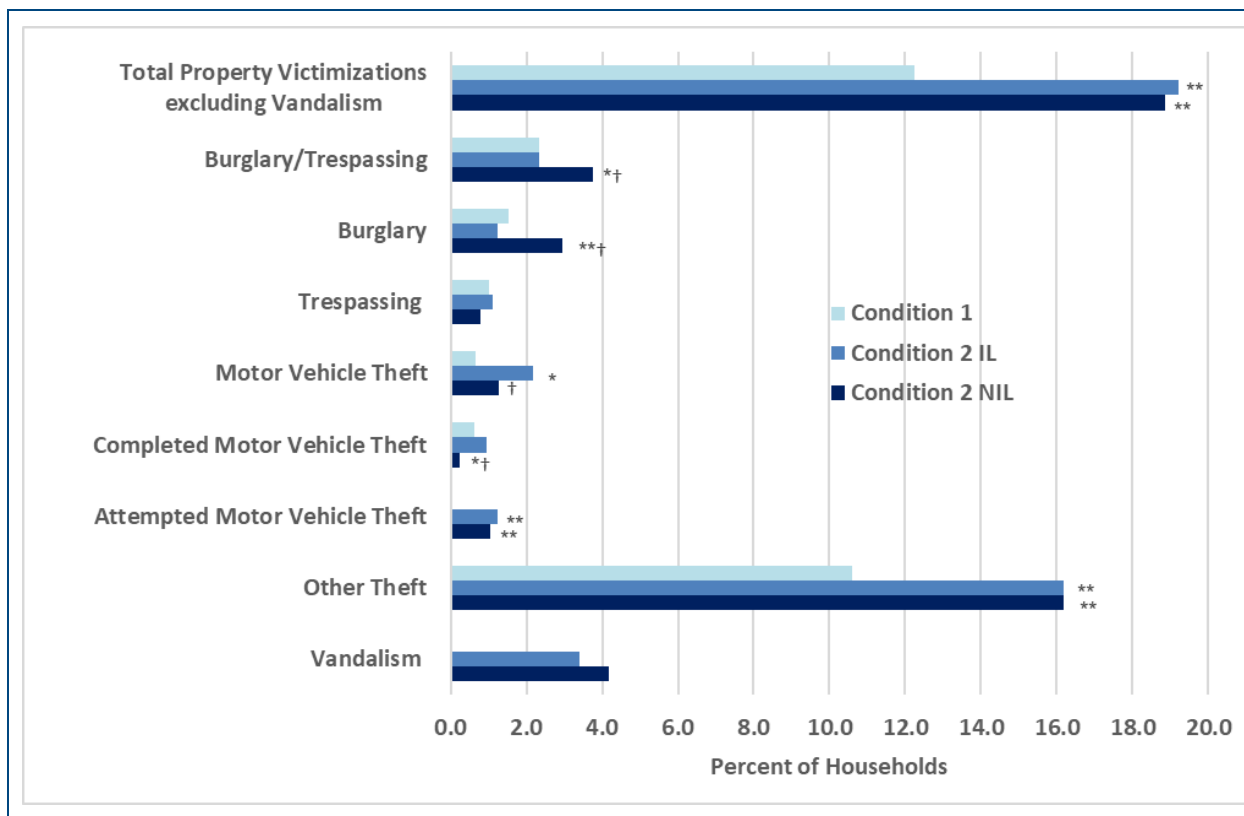
\*\*p < .05 vs. Condition 1

\*p < .10 vs. Condition 1

†† p < .05 vs. IL

- Like the victimization rate, the overall prevalence rate for violent crime was significantly different between the NIL and Condition 1 (5.9% vs. 3.7%;  $p < .05$ ). The IL prevalence rate (5.2%) was also significantly different from the Condition 1 rate ( $p < .05$ ).
- The mean number of violent crime victimizations per person victimized was very similar across the two conditions and two treatments (1.72 victimizations per victim for Condition 1, 1.75 for the IL, and 1.68 for the NIL; numbers not shown in a table).
- Prevalence estimates of several types of violent crimes show significant differences in Figure 4-6. The NIL prevalence estimates for RSA (0.6%) and Robbery (1.8%) are highly significantly different from those for Condition 1 (0.1% and 0.6%, respectively;  $p < .05$ ), and the IL prevalence estimate for Simple Assault (3.4%) was significantly different from that for Condition 1 (2.2%;  $p < .05$ ). These crimes were not statistically different when comparing victimization rates.

**Figure 4-7. Prevalence rates by type of property crime, Condition 1 and Condition 2 IL and NIL**



Source: 2019-2020 NCVS-R Field Test  
 See Table A4-6, Appendix 1, for more detail.

\*\*p < .05 vs. Condition 1  
 \*p < .10 vs. Condition 1  
 †† p < .05 vs. IL  
 † p < .10 vs. IL

Table A4-5a in Appendix 1 shows the violent crime prevalence rates for the population 18 or older. As with the incidence rates, the differences between Condition 1 and the IL in Table A4-5 are reduced by excluding youth respondents. While the IL still has higher prevalence rates among adults in overall violent crime and Simple Assault, these differences are not significant. On the other hand, differences between the NIL and Condition 1 largely persist after excluding youth respondents.

- Prevalence rates for property crime follow a very similar pattern to the victimization rates shown in Figure 4-2; as with violent crime, the prevalence rate differences are more likely to be significant or highly significant than the differences among the incidence rates.
- The mean number of victimizations per victimized household for property crime was higher in Condition 1 (1.66 incidents per victim) than in either the IL (1.38 victimizations per victim) or the NIL (1.54 victimizations per victim, numbers not shown in a table).

## Discussion

There were more significant differences between Condition 1 and Condition 2 among the violent crime prevalence estimates than among the victimization estimates, but the pattern overall was

similar. The differences between the IL and Condition 1 were reduced when excluding youth respondents, but the differences between the NIL and Condition 1 largely remained. The pattern of differences between the conditions was also very similar between property crime victimization and prevalence rates.

### 4.3 Rates of Victimizations Reported to the Police

---

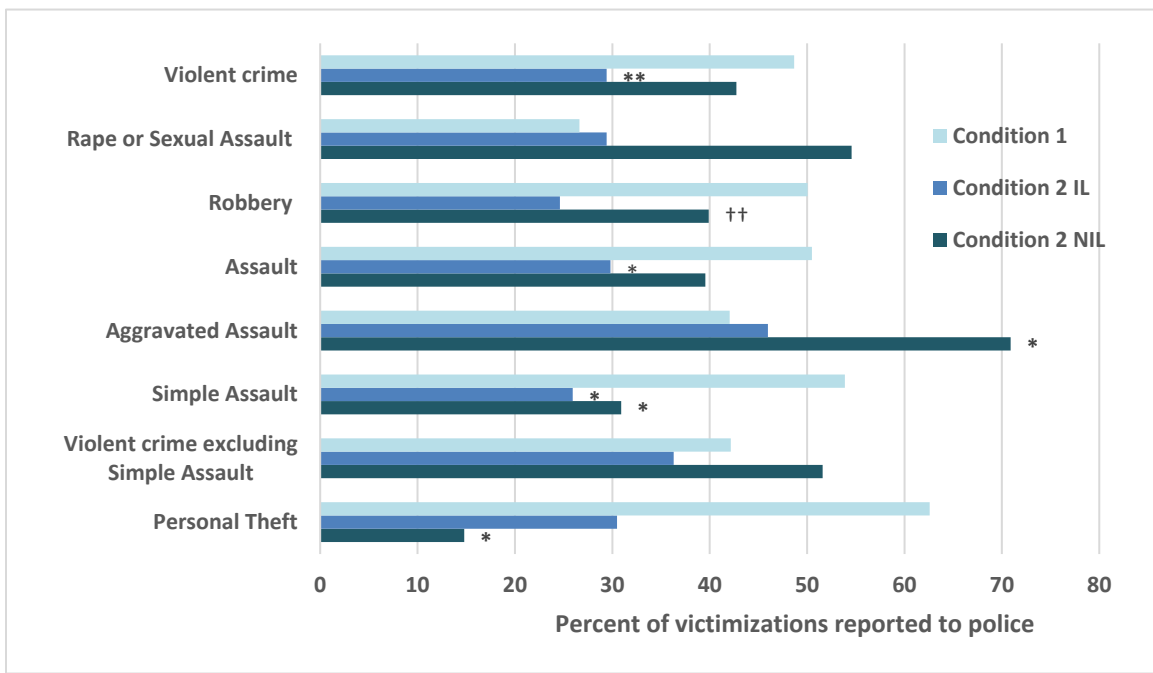
Tables A4-7 and A4-8 in Appendix 1 show the victimization rates of violent and property crime, respectively, reported to the police. Aside from Attempted Motor Vehicle Theft, there were no significant differences in the rates between Condition 1 and either of the Condition 2 questionnaire treatments.

This pattern of differences between victimization rate estimates and estimates of victimizations reported to the police suggests that Condition 2 respondents may have been more likely to mention in the survey incidents that they did not report to the police. Many of the differences between the conditions were for Theft and Simple Assault, which have among the lowest rates of reporting to the police because they are not considered important enough (Langton, et al., 2012: Table 2).<sup>14</sup> To explore this possibility further, Figures 4-8 and 4-9 show the percentage of violent and property crimes, respectively, reported to the police. More detail is provided in Tables A4-9 and A4-10, Appendix 1.

---

<sup>14</sup> Langton, L., Berzofsky, M., Krebs, C. and H. Smiley-McDonald (2012) Victimization Not Reported to the Police, 2006 – 2010. Bureau of Justice Statistics, NCJ 238536.

**Figure 4-8. Percentage of violent crimes reported to the police, Condition 1 and Condition 2 IL and NIL**



Source: 2019-2020 NCVS-R Field Test

Note: Some Condition 2 NIL numbers in this chart have changed from those in the originally published report.

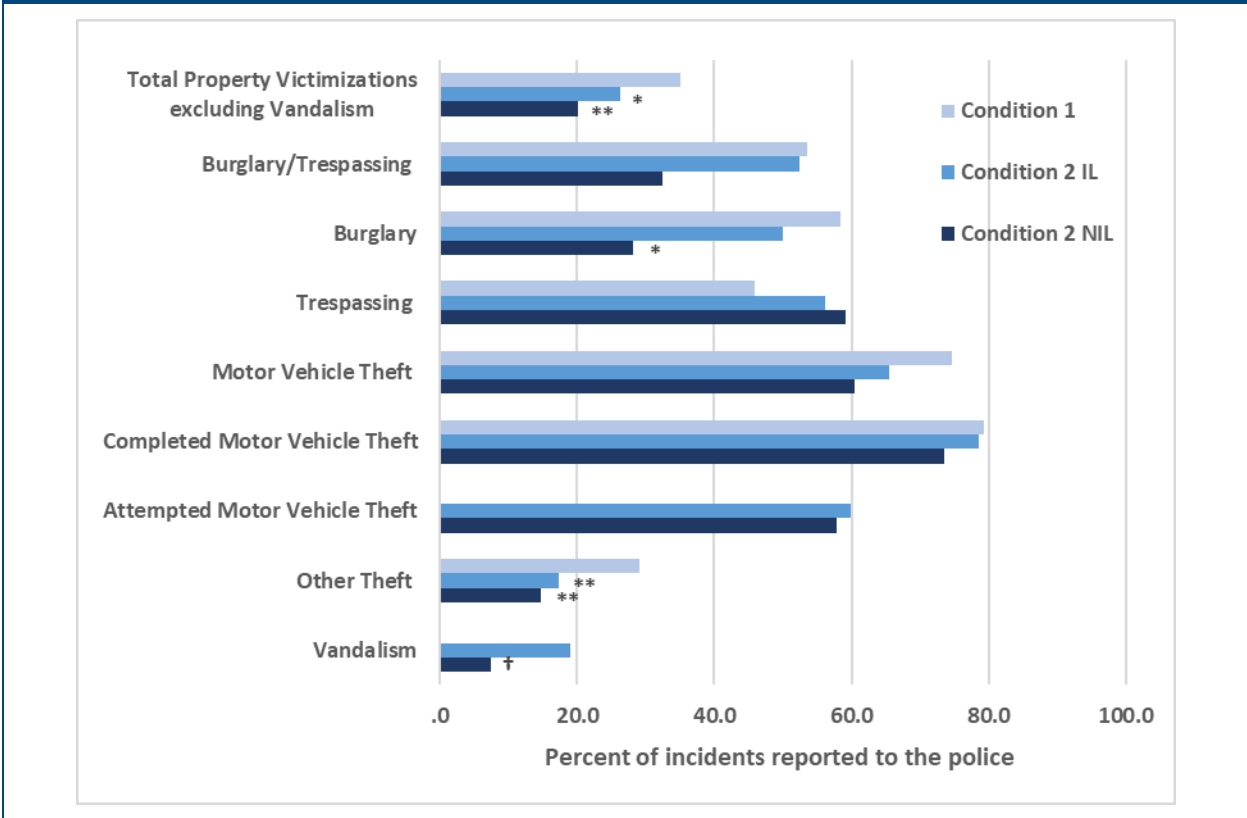
See Table A4-9, Appendix 1, for more detail.

\*\*p < .05 vs. Condition 1

\*p < .10 vs. Condition 1

- The proportion of violent crimes reported to the police is significantly different between Condition 1 (48.7%) and the IL (29.4%; p < .05).
- For Simple Assault, the proportion reported to the police is higher in Condition 1 (53.9%) than in either the IL (25.9%; p < .10) or the NIL (31.5%; p < .10).
- For Aggravated Assault, the proportion reported to the police is higher in the NIL (68.2%) than in Condition 1 (42.0%, p < .10).

**Figure 4-9. Percentage of property crimes reported to the police, Condition 1 and Condition 2 IL and NIL**



Source: 2019-2020 NCVS-R Field Test

See Table A4-10, Appendix 1, for more detail.

\*\*p < .05 vs. Condition 1

\*p < .10 vs. Condition 1

† p < .10 vs. IL

- The percentage of property crimes reported to the police is higher in Condition 1 (35.0%) than in either the IL (26.4%; p < .10) or the NIL (20.1%; p < .05).
- The percentage of Other Theft reported to the police is significantly different between Condition 1 (29.1%) and both the IL (17.4%; p < .05) and the NIL (14.7%; p < .05).
- The percentage of Vandalism reported to the police is significantly different between the IL (19.0%) and the NIL (9.5%; p < .10).

## Discussion

The differences in reporting to the police among the questionnaire conditions and treatments across both personal and property crime are consistent with observations made previously. Asking more screener questions (Condition 1 vs. Condition 2) yields more reports of crimes that may not be as memorable as others. In particular, this observation holds for Simple Assault and Other Theft,

which showed the greatest differences between Condition 1 and Condition 2 in reporting to the police.

It is also possible that the redesign change in the wording of the question asking whether the police learned of the incident could have led to fewer positive responses.

115. Were the police informed or did they find out about this incident in any way?  
(Condition 1)

PI1. Did the police find out about {this/the} incident? (Condition 2)

However, if the wording change were the primary cause of the differences, one would expect a more uniform effect across crime types. The above explanation is consistent with differences in other measures, such as the value of stolen property. Thus, while the wording change may have had some effect, we believe that it was not the primary cause of the differences between questionnaire conditions in estimates of reporting crimes to the police. Nonetheless, we recommend returning to the NCVS wording for Question PI1.

## 4.4 Comparison to Production NCVS

---

This section compares the Field Test victimization rates to the latest estimates from the ongoing NCVS. There are several reasons why the Field Test results will differ from the NCVS results:

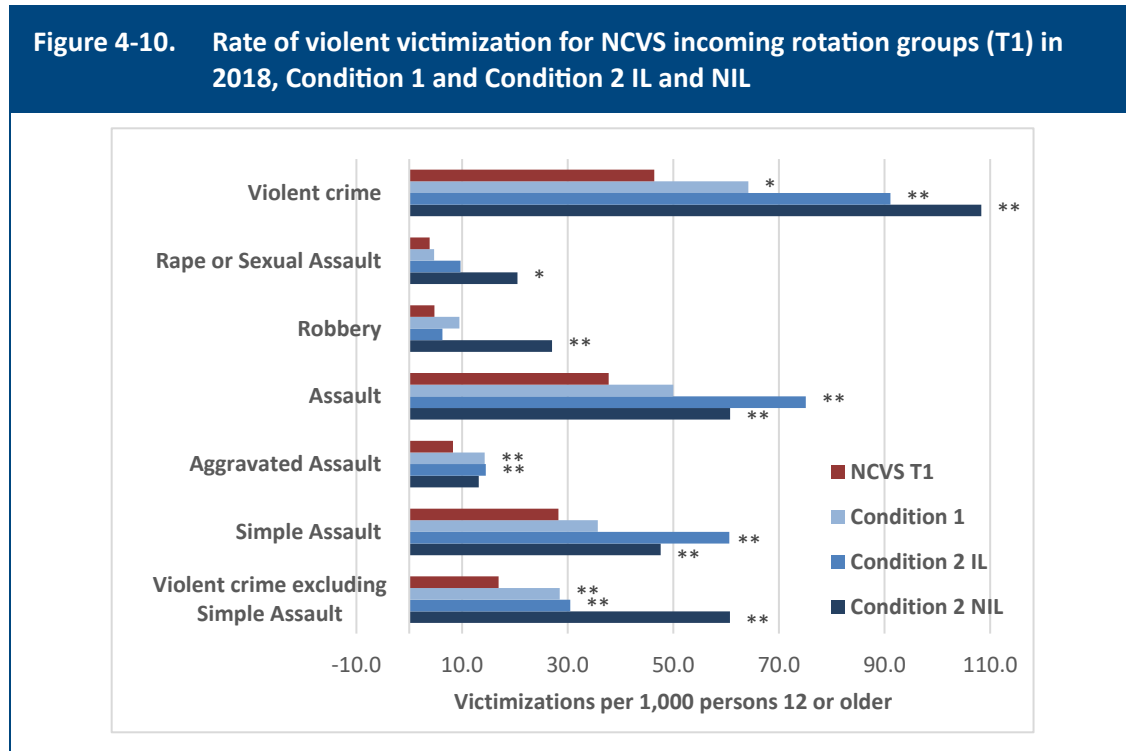
1. The NCVS uses a 6-month reference period, while the Field Test used a 12-month period. Research has shown that respondents report more crime when asked about a shorter period (Bushery, 1981).
2. NCVS estimates are based on bounded interviews, while the Field Test is an unbounded interview. Unbounded interviews generally result in the reporting of more crimes (Biderman and Cantor, 1984).
3. The NCVS is a rotating panel design, while the Field Test is a single interview. Research has found that respondents report fewer crimes when they are interviewed multiple times (Berzofsky & Carrillo-Garcia, 2016).
4. The NCVS is administered by interviewers experienced with the survey instrument, while the Field Test was administered by new interviewers. Research has shown that new interviewers produce higher rates of victimization (Morgan & Kena, 2017).
5. The response rates for the NCVS and the Field Test differ by 40 to 50 percentage points. The estimates from the Field Test may be subject to different nonresponse bias factors. It is unclear how this difference would affect the relative estimates.

Two different sets of NCVS estimates are compared to the Field Test results (Tables A4-13 and A4-14, Appendix 1). One set used estimates published in the 2019 BJS annual report (Morgan & Truman, 2020). The second set was produced from the NCVS after the sample was restricted to the incoming rotation groups that entered the sample in 2018. The first interview for these groups was used to generate the estimate for 2018. An annual rate was calculated using the final weights, after taking out the adjustment for bounding. The primary purpose of using the incoming groups without

the adjustment was to produce unbounded estimates with first-time respondents, controlling for factors 2 and 3 above.

### 4.4.1 Comparing Victimization Rates

Tables A4-11 and A4-12 in Appendix 1 compare violent and property crime rates calculated from NCVS incoming rotations groups with Field Test estimates. These comparisons are also shown in Figures 4-10 and 4-11.



Source: 2018 NCVS and 2019-2020 NCVS-R Field Test

Note: Some Condition 2 NIL numbers in this chart have changed from those in the originally published report.

See Table A4-11, Appendix 1, for more detail.

NCVS T1 = Incoming rotation groups for NCVS 2018. Does not include any adjustment for bounding.

\*\*p < .05 vs. NCVS T1

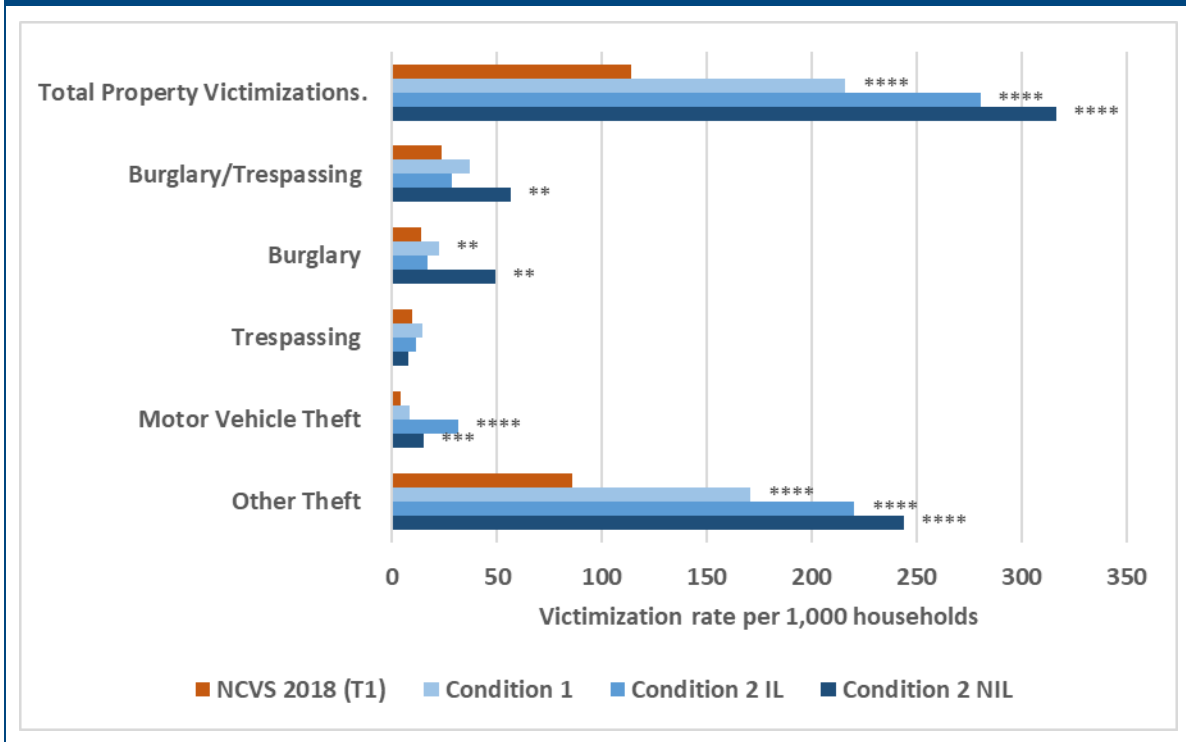
\*p < .10 vs. NCVS T1

Highlights for violent crimes include:

- The published NCVS rates (Table A4-11, Appendix 1) are significantly lower than those for Condition 1. In most cases, the published NCVS rates are one-third of the Condition 1 rates, with many differences significant at  $p < .0001$ .
- The published NCVS rates are also significantly lower than those for the IL and NIL. In most cases, the Condition 2 rate was four to five times larger than the published NCVS rate, with all but one comparison being statistically significant (Table A4-11, Appendix 1).
- The rates for the NCVS incoming rotation groups were also consistently lower than the rate for Condition 1, although generally closer than those based on the full NCVS. Three of these

differences were statistically significant (Figure 4-10). The rates for the IL and NIL were two to four times higher than those for the NCVS incoming rotation groups. All but three of these comparisons were statistically significant (Figure 4-10).

**Figure 4-11. Rate of property victimization for NCVS incoming rotation groups (T1) in 2018, Condition 1 and Condition 2 IL and NIL**



Source: 2018 NCVS and 2019-2020 NCVS-R Field Test

See Table A4-12, Appendix 1, for more detail.

NCVS T1 = Incoming rotation groups for NCVS 2018. Does not include any adjustment for bounding.

\*\*p < .05 vs. NCVS T1

\*p < .10 vs. NCVS T1

A similar pattern emerges for property crimes:

- The published NCVS rates are consistently lower than the rates for Condition 1 (Table A4-12, Appendix 1). For example, the Condition 1 rate for Other Theft was about twice the NCVS rate ( $p < .05$ ).
- Except for Trespassing and Burglary in the IL, the rates for the IL and NIL were two to three times higher than the published NCVS rates. The rates for Motor Vehicle Theft are even more divergent. A majority of the differences were statistically significant.
- The rates for the NCVS incoming rotation groups were lower than the rates for Condition 1 (Figure 4-11). The differences for total property crime and Other Theft were statistically significant ( $p < .05$ ). Except for Trespassing and Burglary in the IL, the rates for the IL and NIL were significantly higher than those for the NCVS incoming rotation groups. The Condition 2 rates were generally two to three times higher (Figure 4-11).



## 4.4.2 Summary and Discussion

The results discussed above are consistent with prior research showing generally higher victimization rates from surveys conducted outside the Census Bureau that replicated NCVS procedures. (Biderman et al., 1986; Cantor & Williams, 2013).

As might be expected, the NCVS estimates using the incoming rotation groups came closer to the Field Test results. It is interesting to note, however, that the estimates are considerably different even when compared with Condition 1, which used the NCVS questionnaire.

Among the differences discussed above, it is possible the lower response rates on the Field Test led to higher victimization rates. However, this conclusion is not supported by the analysis in Chapter 3, which generally found there to be close alignment with key demographics. The one exception is for youth 12-17 years old, who were underrepresented because of the different protocols for obtaining parental consent. The low violent crime victimization rate for this group for Condition 1 suggests nonresponse bias that would reduce the Field Test rate for this condition, even after we made the nonresponse adjustment.

A second reason for the finding of higher victimization rates could be that the Field Test interviewers were not experienced in administering the survey. Research with the NCVS has found that interviewers new to the survey produce higher victimization rates than interviewers who have experience administering the survey (Morgan & Kena, 2017).

Finally, a third reason for the difference in victimization rates may be what is generally referred to as “house effects” (Smith, 1978). There are differences in how Westat and the Census Bureau hire and train interviewers, for example. The methods of interviewer supervision also differ between organizations. As another example, there were differences in the collection and editing of the narratives.

## 4.5 Victimization Rates by Detailed Type of Crime

---

Tables A4-13 and A4-14 present victimization rate estimates by detailed type-of-crime (TOC) code for violent and property crime, respectively. Breaking the estimates down at this level results in some very small numbers, especially for violent crime.

Table 4-2 shows the five most frequently reported violent crime types (weighted percentage of all violent crimes) for Condition 1 and the IL and NIL. The lists under Condition 1 and the IL look very similar, except that Verbal Threat of Assault (TOC 20) comprises 34.7 percent of IL violent crimes as compared with 20.4 percent in Condition 1. The two most frequently reported crime types in Condition 1 (Assault without Weapon without Injury and Verbal Threat of Assault) are also the most frequent in the NIL, and the percentages are fairly similar (Condition 1 20.9% and 20.4%; NIL 26.6% and 19.0%). The remainder of the lists are completely different between Condition 1 and the NIL, and also between the IL and NIL. The NIL list includes Completed Sexual Assault, Attempted Robbery without Injury, and Completed Rape, none of which are in either the Condition 1 or IL lists.

Although none of the differences are significant, the NIL rates and percentages of all violent crimes are higher than those in the IL for all five Robbery TOCs.

**Table 4-2. Five most frequently reported (percentage of all violent crimes) types of violent crime, Condition 1 and Condition 2 IL and NIL**

TOC code	TOC description	Percent
<b>Condition 1</b>		
17	Assault without Weapon without Injury	20.9
20	Verbal Threat of Assault	20.4
14	Simple Assault Completed with Injury	10.4
13	Threatened Assault with Weapon	9.8
12	Attempted Aggravated Assault with Weapon	8.3
<b>Condition 2 IL</b>		
20	Verbal Threat of Assault	34.7
17	Assault without Weapon without Injury	22.0
14	Simple Assault Completed with Injury	7.6
11	Aggravated Assault Completed with Injury	6.4
12	Attempted Aggravated Assault with Weapon	5.6
<b>Condition 2 NIL</b>		
17	Assault without Weapon without Injury	22.3
20	Verbal Threat of Assault	16.0
3	Completed Sexual Assault – C2 only	11.3
10	Attempted Robbery without Injury	11.2
7	Completed Robbery without Injury	6.1

Note: Some Condition 2 NIL numbers in this table have changed from those in the originally published report.

Looking at property crimes in Table A4-14, Appendix 1:

- The Condition 2 CIR did not ask any questions of incidents identified in the screener as only Attempted Theft; all were coded as TOC 59, Attempted Larceny. Consequently, both the IL and NIL rates and percentage of all property crimes are much higher than in Condition 1 (IL 33.8 per 1,000 and 12.0%; NIL 43.9 and 13.9%; Condition 1<sup>15</sup> 18.1 and 8.4%).
- The Condition 2 questionnaire used different dollar amounts for the value of stolen property than did Condition 1. Across TOCs 54-58, Completed Household Larceny, the IL and NIL rates were higher than that for Condition 1 (IL 186.5, NIL 199.9, Condition 1 152.6), but the percentage of all property crimes was higher for Condition 1 (70.7% vs. 66.5% IL and 63.3% NIL).
- Together, Completed and Attempted Household Larceny accounted for very similar percentages of all property crimes across Condition 1 and the IL and NIL (79.1%, 78.6%, and 77.1%, respectively).
- Only 1 Attempted MV Theft was reported in Condition 1 (0.2% of all property crimes). Many more were reported in the IL (7.8% of all property crimes) and NIL (4.1%).
- All of the Burglary TOCs had higher rates and had higher percentages of all property crimes in the NIL than in the IL; the rate for TOC 33, Attempted Forcible Entry, was significantly higher (14.9 per 1,000; IL 6.8 per 1,000;  $p < .05$ ).

<sup>15</sup> Condition 1 percentages include Attempted Household Larceny, which was not available in Condition 2.

## Discussion

This review of victimization at the TOC level has reinforced several observations made earlier in the chapter.

- As expected, Rape/Sexual Assault was reported more frequently in Condition 2 than in Condition 1. In the NIL, Completed Sexual Assault and Completed Rape were among the five most frequently reported violent crimes.
- The IL and NIL had much higher rates of Attempted Larceny than did Condition 1 (including Attempted Household Larceny), given that the CIR included no questions that would lead to Attempted Thefts being coded as not NCVS crimes. However, the IL and NIL also had higher rates of Completed Household Larceny than did Condition 1, and the percentage of incidents coded as some form of Larceny was almost the same across the three questionnaires.
- The NIL identified more incidents among complex crime types, notably Robbery and Burglary, than did the IL. We attribute this difference to the greater number of follow-up probes in the NIL.

## 5. Missing Data

One measure of quality in a survey is the amount of missing data. If a significant number of respondents or interviewers skip questions, especially ones critical to key estimates, it will compromise the reliability of these estimates. Missing data may also be a sign of respondent burden or fatigue.

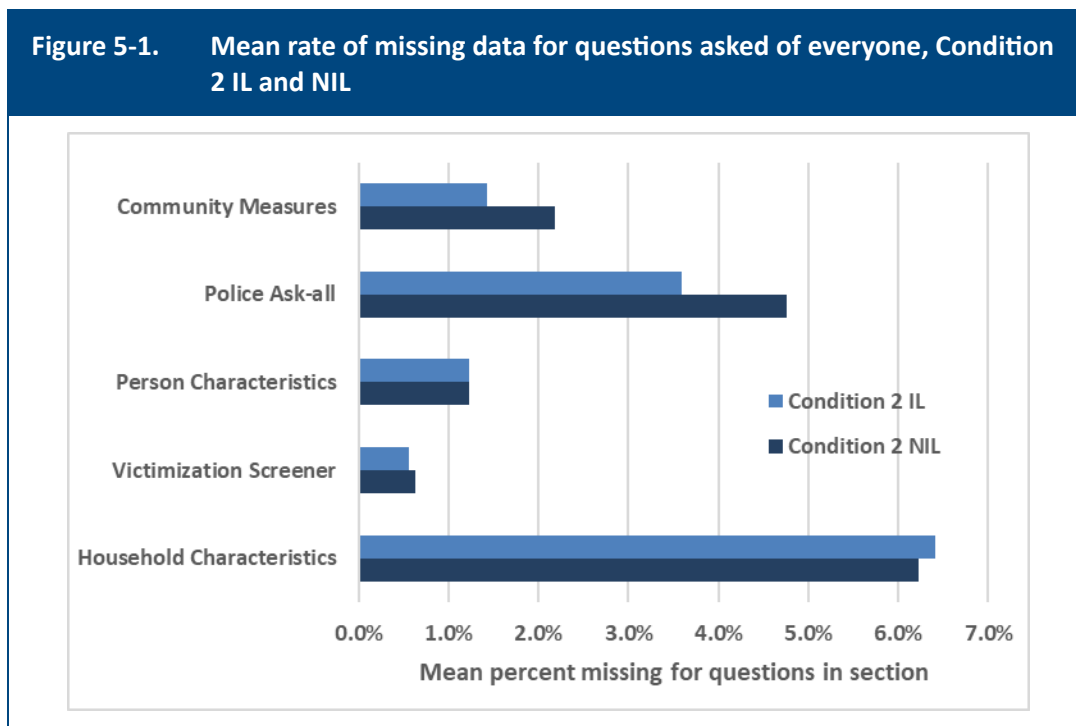
This chapter describes the amount of missing data for three parts of the redesigned survey: (1) missing responses to questions asked of everyone, both victims and non-victims; (2) missing CIRs for respondents reporting victimizations; and (3) missing responses to CIR items. Questions asked of everyone include Person and Household Characteristics, Victimization Screener items, and the questions on Police Ask-all and Community Measures. The analysis of missing data for these items and for CIR items focuses on Condition 2.

Analysis of missing CIRs examines the extent to which respondents completed the expected number of CIRs. One measure of burden is the extent to which respondents who report one or more victimizations complete all CIRs for which they are eligible. The analysis below compares Conditions 1 and 2 on the extent to which respondents filled out required CIRs.

### 5.1 Missing Data for Condition 2 Person and Household Characteristics, Ask-All, and Victimization Screening Items

The rate of missing data was calculated for all personal and household characteristic items. These items were placed both at the beginning and at the end of the interview. The analysis also includes the items that screen for whether or not a victimization occurred. The analysis does not consider

the screener items that ask for number of times or the date.<sup>16</sup> Finally, we examined the missing rates for the Police Ask-all or Community questions before the Victimization Screener. Each respondent was randomly assigned to receive one of these sections. The data are shown in Tables A5-1 and A5-2 in Appendix 1, and are summarized in Figure 5-1.



Source: 2019-2020 NCVS-R Field Test

See Tables A5-1 and A5-2, Appendix 1, for more detail.

Overall, there is relatively little missing data for the items administered during this portion of the Condition 2 interview. The average rate of missing data is approximately 3 percent (data not shown). This rate varies by the type of question.

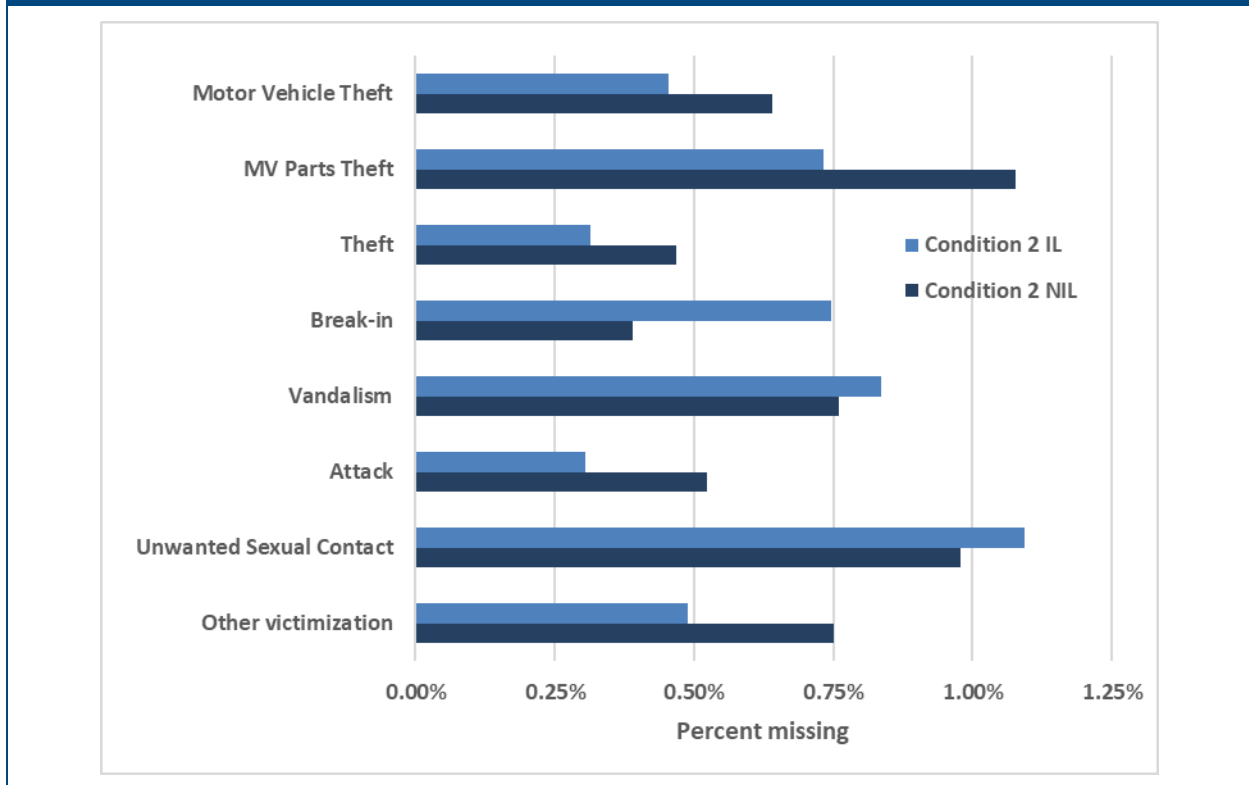
- The highest rate of missing data is for the questions related to household income, driven by the three questions that ask directly about income (Table A5-1, Appendix 1), which have missing data rates between 8 and 14 percent. Combining the initial and follow-up questions, approximately 19 percent of all households did not provide data for the most detailed income categories.
- The Police Ask-all questions have the next highest missing rate, an average of 3.6 percent for the IL and 4.8 percent for the NIL (Figure 5-1). The questions asking for opinions about the police have the highest missing rates among these items.
- The Community Measures questions have mean missing rates of 1.4 percent for Condition 2 IL and 2.2 percent for the NIL.

<sup>16</sup> Table A5-1 does include the item missing rate for questions asking for the number of times, but these questions are not included in the discussion for this section.

- The Person Characteristics questions have mean missing rates of 1.2 percent for both the IL and NIL.

Across all screener series, the average missing rate was about 0.6 percent for both the IL and NIL. Figure 5-2 shows the breakdown by screener series.

**Figure 5-2. Mean rate of missing data for primary Victimization Screener items, Condition 2 IL and NIL**



Source: 2019-2020 NCVS-R Field Test  
See Table A5-1, Appendix 1, for more detail.

- The highest levels of missing data were for MV Parts Theft, Vandalism, and Unwanted Sexual Contact items.
- There is no clear pattern of difference in the missing rates between Condition 2 IL and Condition 2 NIL. The IL screener includes the interleaved probes, which generally had lower item nonresponse than other items. These probes were only asked when an incident was reported.
- Condition 1 had virtually no item nonresponse in the Victimization Screener. Each series includes one screening item and one “how many times” item. A “Don’t know” response is not allowed for the “how many times” items.

## Discussion

The higher missing rates for the Police Ask-all items reflect respondent uncertainty about four questions evaluating the police on different dimensions:

- Q3a. How respectfully do you think the police in your area treat people? (3.1% missing IL, 6.1% NIL)
- Q3b. In your opinion, how much time and attention do the police in your area give to what people have to say? (15.0% missing IL, 16.7% NIL)
- Q3c. In your opinion, how fairly do the police in your area treat people? (7.7% missing IL, 11.6% NIL)
- Q3d. How effective are the police at preventing crime in your area? (6.1% missing IL, 7.5% NIL)

The missing rates for the other questions in this section are less than 3 percent. There is no obvious explanation for why the NIL had consistently higher missing rates for Q3a-d. Up to this point, the IL and NIL interviews were identical, and the same interviewing staff administered both treatments. It is likely that many of the same respondents did not answer all four of these items.

BJS, the NCVS-R Advisory Panel, and the Community Indicators Work Groups<sup>17</sup> considered the police items to be very important for tracking trends in views about the police and their performance. These data are of interest not only at a national level but also as part of the program to provide local area data to policymakers. Three of the above items (all but Q3d) were included on the field test of the NCVS Companion Survey (CS) to assist BJS in selecting items for the redesigned NCVS (Brick et al, 2020). Analysis of CS data also showed that the rate of missing responses for these items was relatively high. Analysis of Field Test data also found these items to be highly correlated with personal characteristics (e.g., race, income, homeownership) and whether a victimization had been reported.

Cognitive interviews found that some respondents are hesitant to answer these items because they have not had direct experience with the police. These questions also ask respondents to provide evaluative judgments on topics they may not feel qualified to address. To provide more detail on this issue, and to increase the analytic utility of the data, the Field Test included a series of items about direct experiences with the police. These items will allow analysts to break out the data by whether the respondent has had direct contact with the police.

Person Characteristics, including questions added to the redesigned survey (e.g., homelessness, disability for all respondents, living situation), had relatively low levels of missing data, with the exception of household income. This item is sensitive, and the levels seen on the Field Test are similar to those seen for many other surveys. For example, income is missing for 26 percent of the households in the 2018 NCVS. The income questions in Condition 2 used an unfolding method to minimize sensitivity. The first question asked if income was above or below \$30,000. Respondents answering this question were then skipped to one of two questions offering more detailed categories. Approximately 8% of both IL and NIL respondents did not answer the first question. For

---

<sup>17</sup> This group provided guidance to BJS in its effort to identify the preferred national indicators of crime.

the more detailed categories, between 9% and 14% of responses were missing. Overall, there was no income data for about 19% of households.

For the victimization screening items, the rate of missing data was low. As expected, the rate of missing data was the highest for unwanted sexual contact because of the sensitive nature of the topic. The rates were very similar for all four of the individual screening items on unwanted sexual contact (around 1%). A total of 39 Condition 2 respondents (out of more than 4,000 who were asked) did not answer any of the RSA screening questions, which comprised most of the nonresponse to these items. Of these, six also did not answer any of the Attack probes, which immediately preceded the RSA probes. All but one of the 39 was over 50, two-thirds were female, and about one-third were Black or Hispanic.

We suspect that the higher rate for Vandalism reflects uncertainty on the part of respondents on whether damage or injuries to a pet were the results of deliberate acts. The respondent simply may not know.

## 5.2 Completing the Crime Incident Report

A large part of the value of the NCVS is the level of detail it provides on victims, as well as on the circumstances and consequences of victimization. The extent to which respondents are willing to complete the CIR, therefore, is important for the value of the data. This section assesses the extent to which respondents complete the CIR, with some attention to those who were asked to complete more than one.

Condition 1 and 2 procedures differed somewhat on how follow-up was conducted for respondents who reported more than one incident. Condition 1 followed the current NCVS procedures, which asks for a CIR for every incident, up to 30, mentioned by the respondent. If six or more incidents of the same type are reported, the respondent is asked if they can distinguish among them. If not, the incidents are considered a series crime, and the interviewer asks about only the most recent incident. For Condition 2, the number of CIRs required was capped at four for each of the screening items. For example, if 10 incidents were reported for the screening item on Attacks, 4 CIRs, representing the most recent incidents, were required. The threshold for series crimes was set at four incidents, as opposed to six in Condition 1.

Table 5-1 compares Condition 1, the IL, and the NIL over the path from reporting an incident in the Victimization Screener to completing a CIR that does or does not describe an NCVS crime.

“CIRs expected” in this table is the total number of incidents reported in the screener minus the incidents where a CIR would not be needed because of series crime. That is, each series is counted as one incident. For Condition 2, the number of CIRs expected is further reduced by the cap of 4 CIRs for incidents identified in one screener series and by ineligible incidents discovered in the screener (duplicates, dates out of range, and threats not made in person).<sup>18</sup>

---

<sup>18</sup> Calculating the expected, or “required,” number of CIRs is done differently for Condition 1 and Condition 2. It involves variables representing the “number of times” a particular type of incident happened in the reference period and whether that number of times is a series or not. For Condition 2, all of these variables are collected in the screener, and the calculation is relatively straightforward. For Condition 1, “number of times” is collected both in the screener and in the CIR; the CIR number controls what the CAPI program “expects” to see, which could be different from the screener number. Also, the series designation is assigned in the CIR. The figures in Tables 4-1 and 5-1 were derived from the screener “number of times,” matched with the CIR series designation for Condition 1.

In Table 4-1, we saw that Condition 2 respondents said “yes” to about 50 percent more screener probes than did Condition 1 respondents, but that the number of incidents reported per “yes” response was about the same between conditions. In Table 5-1, the number of CIRs expected per screener respondent is higher for both Condition 2 treatments than for Condition 1, but not by as much as with screener “yes” responses. This difference is attributable to the Condition 2 cap of 4 CIRs per screener series and to incidents determined in the screener to be ineligible; only Condition 2 identified ineligible incidents in the screener.

	<b>Condition 1</b>	<b>Condition 2 IL</b>	<b>Condition 2 NIL</b>
<b>CIRs expected</b>	902	736	862
<b>CIRs expected per screener respondent</b>	0.33	0.36	0.41
<b>CIRs completed – NCVS crime</b>	511	519	611
<b>CIRs completed – NCVS crime, percent of CIRs expected</b>	56.7%	70.5%	70.9%
<b>CIRs completed – NCVS crime per screener respondent</b>	0.18	0.26	0.29
<b>CIR not asked because of cap of 4</b>	0	145	56
<b>CIR not asked because of cap of 4 – percent</b>	0.0%	15.0%	5.6%
<b>Total number of incidents ineligible plus not an NCVS crime*</b>	206	243	227
<b>Ineligible incidents – percent of all incidents without series**</b>	23.4%	30.3%	25.5%
<b>Ineligible incidents – duplicate identified in the screener</b>	0	57	46
<b>Duplicate identified in the screener, percent</b>	0.0%	5.9%	4.6%

\* Ineligible incidents for Condition 2 include dates out of range<sup>19</sup>, duplicates, and threats not made in person as identified in the screener. These incidents are not counted as “CIRs expected.” Ineligible incidents also include duplicates discovered in processing for both Condition 1 and Condition 2.

\*\*The denominator is the total number of incidents reported in the screener minus incidents included in series (other than the most recent).

The percentage of CIRs expected that became classified as an NCVS crime was much lower for Condition 1 (57.9%) than for either the IL (70.5%) or NIL (70.9%). This difference was due in large part to Condition 1 identifying ineligible incidents in the CIR, and not in the screener. As a percentage of all incidents reported in the screener (counting each series crime as one incident), the Condition 1 and Condition 2 figures are about the same. The Condition 2 screener seems to have performed as expected, in that it eliminated the need for some CIRs, which improved efficiency.

The mean number of CIRs coded as NCVS crimes per screener respondent (Table 5-1) has about the same pattern as did the mean number of “yes” responses to screener series in Table 4-1: The IL (0.26) and NIL (0.29) were both about 50 percent higher than Condition 1 (0.18). This, despite the cap of 4 CIRs per screener series in Condition 2.

Overall, Condition 1 had a lower proportion of ineligible incidents (23.4%) than did either the IL (30.3%) or NIL (25.5%). One reason for this difference was the proportion of Condition 2 CIRs identified as duplicates in the screener. The Condition 1 screener did not create records for or otherwise document duplicates discovered by the interviewer. Of all incidents reported in the

<sup>19</sup> Because of the way dates out of range were handled in the Condition 1 CIR, they are not included in this table. Condition 1 duplicates identified in the screener were not documented. Threats not made in person as identified in the CIR are counted at “not an NCVS crime” for both Condition 1 and Condition 2.

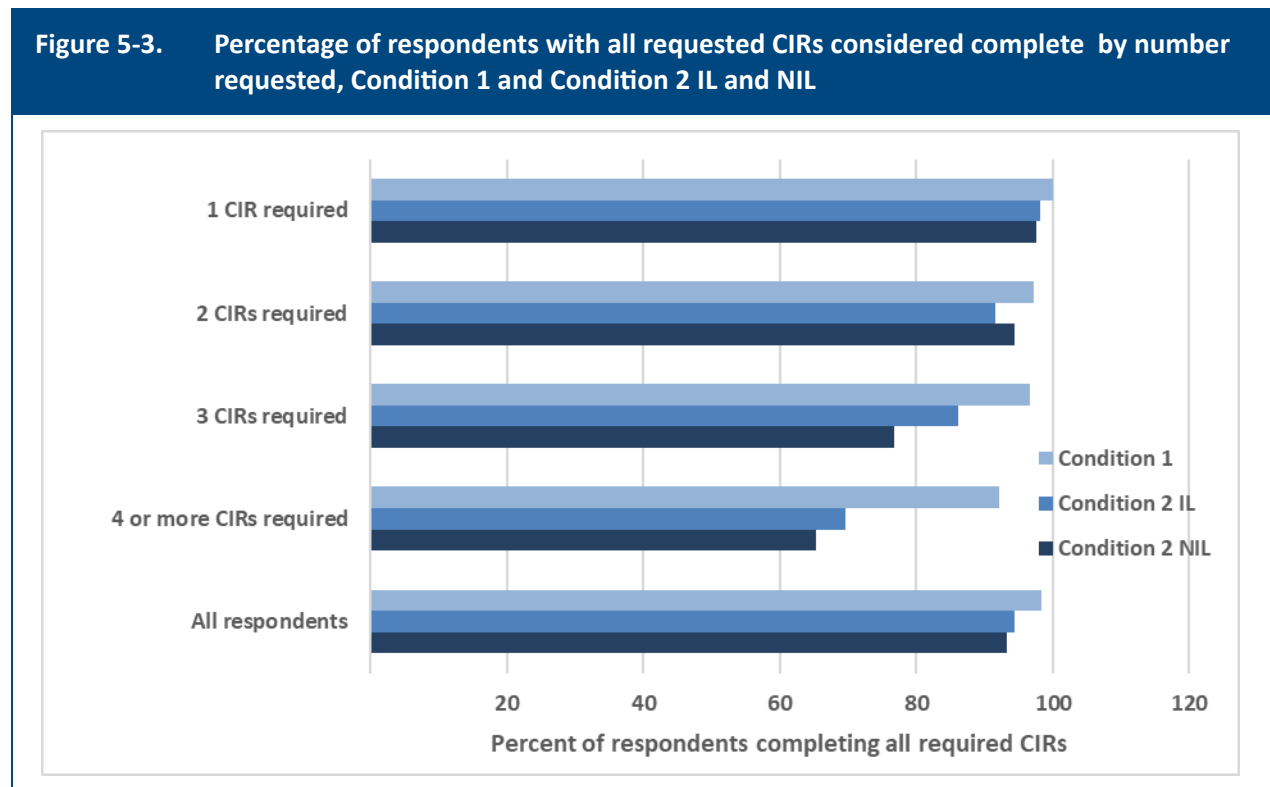


screeners (without the “extra” series incidents), 5.9 percent of IL and 4.6 percent of NIL incidents were identified as duplicates in the screener (Table 5-1).

The fact that the NIL had a lower rate of ineligible incidents than the IL (25.5 vs. 30.3%) may be related to its greater number of follow-up probes. As shown in Figure 7-1, the NIL had more incidents identified as more than one broad type of crime by the screener, deduplication process, and follow-up probes than did the IL. This difference led to more questions being asked in the CIR, which in turn provided more information for TOC coding.

Table A5-2, Appendix 1, presents a different view of completion of “required” CIRs. Here, the required number was calculated using the Condition 1 CIR “number of times” variable, which is somewhat smaller than that derived from the screener. The average number of CIRs required per respondent for whom at least one was required was slightly higher for Condition 1 than for Condition 2 (1.86 Condition 1 vs. 1.60 IL and 1.61 NIL; Table A5-2, Appendix 1). Again, this difference is due in part to the Condition 2 cap on incidents arising from one screener probe, to the difference in the series crime threshold, and to the higher Condition 1 rate of reported incidents not leading to a TOC code for an NCVS crime.

Figure 5-3 illustrates another difference between Condition 1 and Condition 2, this one with regard to the number of requested CIRs considered complete. For a CIR to be considered complete, all of the questions required for TOC coding had to be answered, unless a TOC code could be assigned based on the other information available. This analysis ignores cases where an expected CIR was not started because of interviewer error or respondent refusal.



Source: 2019-2020 NCVS-R Field Test  
See Table A5-2, Appendix 1, for more detail.

- For Condition 1, virtually all of the requested CIRs were determined to be complete (98.4%, Figure 5-3). This rate was lower for the IL (94.3%) and NIL (93.2%).
- The largest differences are when three or more CIRs are required: 96.7 percent of Condition 1 respondents with 3 required CIRs completed them all, compared with 86.2 percent for the IL and 76.7 percent for the NIL. The difference is larger for respondents with 4 or more required CIRs (Condition 1 92.1%, IL 69.6%, NIL 65.2%).
- For both conditions and treatments, the more CIRs required, the lower the percentage of CIRs completed.

Several basic differences in the Condition 1 and Condition 2 questionnaires contributed to the difference in incomplete CIRs:

- The Condition 2 CIR introduction included text required by Westat’s IRB reminding respondents that they could choose not to answer any question.<sup>20</sup> Review of recorded interviews indicated that some respondents then said they didn’t want to answer any questions about the incident, particularly when in the second or later CIR in an interview.
- The TOC coding requirements were different for Condition 1 and Condition 2, leading to more questions being required for a Condition 2 CIR to be considered complete.
- The Condition 2 instrument program allowed interviewers to hit “Enter” without entering a response and then go on to the next question. In the Condition 1 Blaise program, a response was required for every question appearing on the screen, and in some key questions, a “Don’t know” response was not allowed.

There were also question-specific issues contributing to the difference in completed CIRs. A total of 122 Condition 2 CIRs had a missing response in at least one of the 73 question items identified as required for TOC coding. These 122 CIRs are the universe for Table 5-2, which shows the required questions that were missing in at least three of these CIRs.<sup>21</sup> Eleven of these 122 CIRs belonged to sample persons whose entire interview was considered incomplete.

---

<sup>20</sup> The Condition 1 CIR did not include any such statement.

<sup>21</sup> See Table A5.4 In Appendix 1 for the overall missing rates for these items.

**Table 5-2 Questions required for a CIR to be considered complete missing in at least three Condition 2 CIRs**

Question	Times asked	Times missing	Question text
T4	62	45	Who did the stolen property or money belong to?
T6	62	44	Was there anything {else} the offender(s) took directly from you, such as from your pocket or hands, or something that you were wearing?
CE5	62	40	(Including cash) what would you estimate was the total value of the stolen items, including the value of anything you got back?
CI1	42	26	How much were these out-of-pocket expenses?
MV3	21	18	Did anyone ever tell the offender(s) they could use the vehicle?
MV2b	16	13	Who did the vehicle parts or gas belong to?
A9F	10	9	Did the offender(s) {also} do any of the following? Do something else to attack you?
SA_4A_c	4	4	Did the offender try to do it while you were blacked out, unconscious, or asleep?
SA_4A_d	4	4	Did the offender try to do it while you were unable to consent because you were too drunk or high?
BI2	7	3	Did the offender(s) actually get inside {any of these places}?
BI3	7	3	Were there any signs that the offender(s) got in or tried to get in by force?

Source: 2019-2020 NCVS-R Field Test

In Condition 1, the question corresponding to T4, MV1a, and MV2b (Table 5-2) was asked separately for theft and attempted theft:

Did the stolen ^PROPERTY\_MONEY belong to ^YOU\_NAME personally, to someone else in the household, or to both ^YOU\_NAME and other household members?

Did the ^PROPERTY\_MONEY the offender tried to take belong to ^YOU\_NAME personally, to someone else in the household, or to both ^YOU\_NAME and other household members?

There was no nonresponse to either of these questions in the Field Test, even though both “Don’t know” and “Refused” were allowed. Further, neither was among the required items for determining whether a Condition 1 CIR was complete. Besides the responses stated in the question text, other responses were “Nonhousehold members only” and “Other-Specify.”

Question T4 was constructed differently:

Who did the stolen property or money belong to?

RESPONDENT  
 SOMEONE RESPONDENT LIVES WITH  
 BOTH RESPONDENT AND SOMEONE ELSE S/HE LIVES WITH  
 SOMEONE RESPONDENT DOESN'T LIVE WITH  
 OTHER (SPECIFY:) \_\_\_\_\_

Unlike the Condition 1 questions, T4 is open-ended, with the interviewer coding the response. This format is more difficult for interviewers and respondents than the closed-ended format of the Condition 1 questions. The distribution of responses offered was also quite different: “Respondent

and other household member(s)” was selected in 21 percent of Condition 1 CIRs and 6 percent of Condition 2 CIRs at T4; “Other household member(s) only” was selected in 6 percent and 12 percent of CIRs, respectively. Both Condition 1 and Condition 2 had about 3 percent belonging to “Nonhousehold members only.” Because of the nonresponse in Condition 2 and the difference in the distribution between the two conditions, we recommend returning to the Condition 1 formulation for T4 and adapting it for MV2a:

Did the vehicle belong to ^YOU\_NAME personally, to someone else in the household, or to both ^YOU\_NAME and other household members?

Question T6 was worded the same way in both Condition 1 and Condition 2, but “Don’t know” was not allowed as a response in Condition 1. We recommend retaining this restriction going forward.

Question CE5 (value of stolen property) was required for a completed CIR in Condition 2, but PROPERTYVALUE was not required in Condition 1. Much of the nonresponse to CE5 involved cash or credit cards, which were not included in PROPERTYVALUE unless something else was taken. We recommend not requiring CE5 for a completed CIR.

Question CI1 (whether respondent suffered an injury) was treated very differently in Condition 2 than in Condition 1:

- CI1 was asked for Attacks (including sexual assault), Attempted Attacks, and Threatened Attacks where the threat was delivered in person. The corresponding Condition 1 question was asked only if the respondent said “Yes” to the Attack question (Q31a).
- CI1 is a “filter” question; a “Yes” response is followed by asking what injuries the respondent suffered. Question 31a asks “What injuries, if any. . .”

It appears that 10 of the 26 CIRs where CI1 was missing had multiple missing responses in the Attack section, so were likely among those later CIRs where the respondent indicated at the introduction they didn’t want to answer any more questions and the interviewer just hit “Enter” throughout the CIR. Fifteen of the missing CI1 responses occurred in the third or later CIR for the respondent.

The missing CI1 responses are spread across RSA, Attacks, Attempted Attacks, and Threatened Attacks. One point for BJS to consider is whether to ask CI1 for Threatened Attacks. CI1 was asked 126 times for Threatened Attacks, with just one “Yes” response.

Question MV3 (Did anyone tell the offender they could use the vehicle?) was asked much more often than the corresponding Condition 1 question (Q38). MV3 was asked about both Completed and Attempted MV Thefts, while Q38 was asked only about Completed MV Thefts. Of the 18 missing responses to MV3, eight were for incidents only flagged as MV Parts Thefts<sup>22</sup>. Another nine missing responses were for Attempted MV Theft, and only one for Completed MV Theft. Of the 171 times MV3 was asked in the Field Test altogether, there was only one positive response, for a Completed MV Theft. BJS should consider whether to ask MV3 for only Completed MV Thefts, as in the current NCVS.

---

<sup>22</sup> MV3 was asked for MV Parts Thefts because of an error in the CAPI program.

## Discussion

Overall, the Condition 2 questionnaire performed well in getting from the screener through the expected CIRs. Condition 2 had about 50 percent more CIRs representing an NCVS crime than did Condition 1 (Table 5-1), the same differential that we saw for reporting incidents in the screener (Table 4-1). This differential persisted despite a significant percentage of screener-identified incidents being dropped from the IL and NIL because of the four-incident cap. The NIL had fewer incidents determined to be ineligible than did the IL; this difference may be because of additional information collected in the CIR as a result of the increased number of follow-up probes.

The percentage of CIRs started but not completed was higher for Condition 2 than Condition 1, especially for respondents with three or more incidents. Several factors contributed to this difference:

- Condition 2 required more questions to be answered for the CIR to be considered complete than did Condition 1.
- It was much easier to skip a question in Condition 2 than in Condition 1.
- Respondents with multiple CIRs could become fatigued, and the Condition 2 introduction read before each CIR had IRB-required language that gave some respondents an easy way to decline to answer further questions.

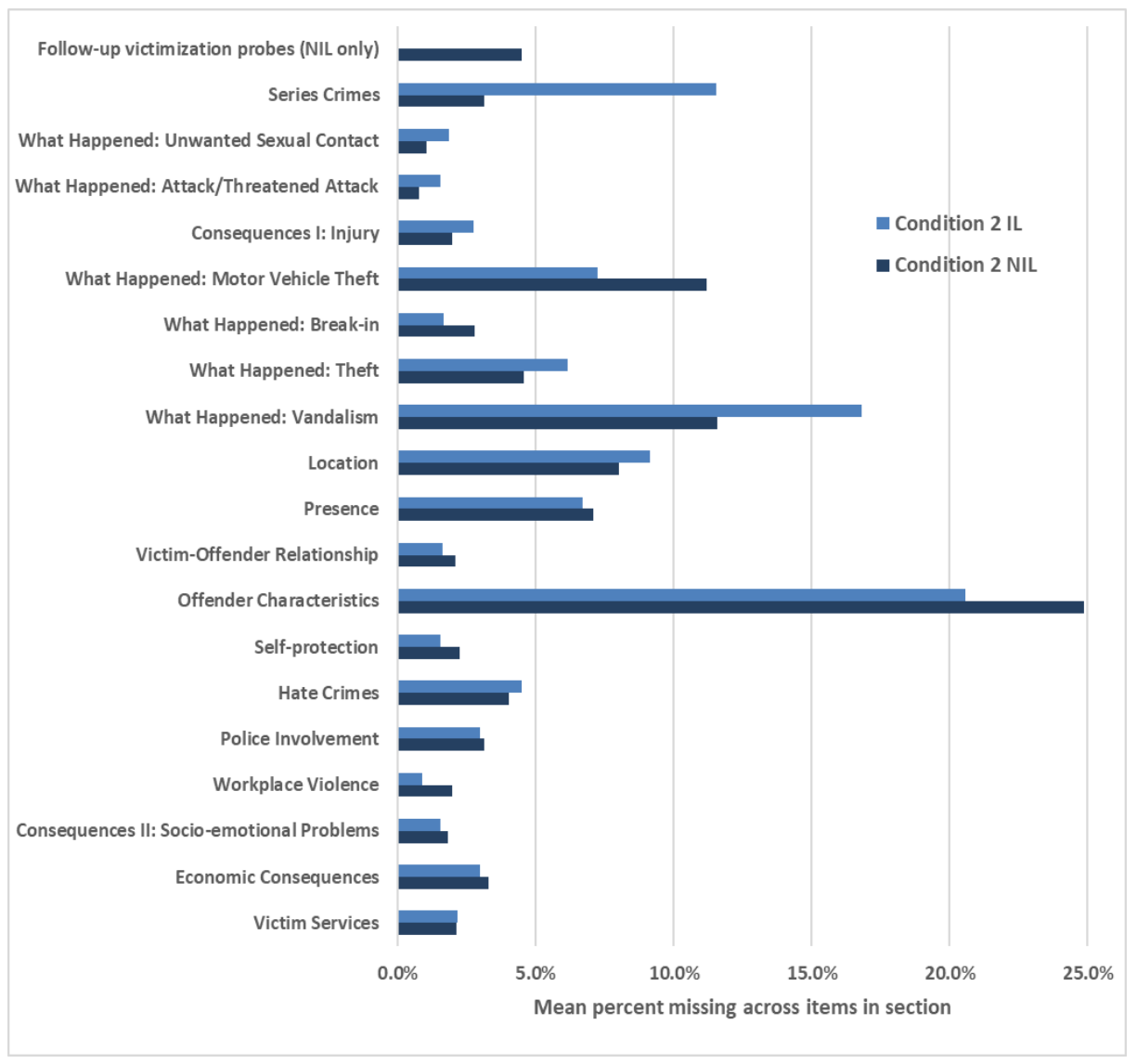
As noted earlier, several recommended changes to the items required for TOC coding should reduce the number of CIRs discarded for missing key questions.

### 5.3 Missing Data for the Condition 2 CIR

Table A5-3, Appendix 1, shows item missing rates for Condition 2 CIR questions with more than 10 responses for either the IL or NIL. The universe for Table A5-3 is all CIRs considered complete from completed Person Interviews. The CIR missing rates are summarized by Section in Figure 5-4.

- Overall, the missing rates in Figure 5-4 are higher than those in Figure 5-1 for Person Interview items.
- There is no clear pattern in Figure 5-4 of either the IL or NIL having more item nonresponse.
- The highest rate of missing response was in the Offender Characteristics (OC) section (24.9% IL, 20.6% NIL), which was expected. Every OC item included a “Don’t Know” response category that the interviewer could select. The most difficult questions for respondents to answer were whether offenders were members of street gangs or had been drinking or doing drugs; the missing rates for these items were around 50 percent or higher.
- Other sections with missing rates higher than 10 percent included Series Crimes (11.5% IL), What Happened: Vandalism (16.8% IL, 11.6% NIL), and What Happened: Motor Vehicle Theft (11.2% NIL). For many of these questions, the number of respondents asked is relatively small, so it is difficult to reach any definitive conclusions.

**Figure 5-4. Mean rate of missing data by CIR section for questions with at least 10 responses, Condition 2 IL and NIL**



Source: 2019-2020 NCVS-R Field Test  
 See Table A5-3, Appendix 1, for more detail.

## Discussion

High item missing rates are often an indication of some type of problem, such as addressing a sensitive issue like income, asking about things the respondent just may not know, or using complex or vague language. A fair number of questions in the Condition 2 CIR had missing rates higher than 5 percent, and some much higher.

As described in this section and the previous one, there are some mitigating circumstances in the NCVS-R Field Test:

- A significant number of respondents did not fully complete CIRs when more than one was expected, especially those with three or more CIRs. The NCVS-R Field Test interview, like the NCVS itself, could be taxing for some respondents, particularly when asked to complete more than one CIR. Respondent fatigue may have been a factor in some item missing rates. So long as the questions required for TOC coding were all answered or there was sufficient information to assign a TOC code, a CIR was considered complete.
- It was easy for Condition 2 interviewers to skip questions, simply by hitting the “Enter” key.
- The Condition 1 questionnaire would not accept “Don’t know” response for some key questionnaire items. None of the Condition 2 questions had this feature, and only a very few had any kind of double-check if a response was not entered.

Nonetheless, the CIR does include some difficult questions, both in Condition 1 and Condition 2:

- Details about something that happened as much as a year ago (in the Field Test, 6 months in the NCVS) may be difficult to recall. As seen earlier, Condition 2 respondents likely reported incidents less vivid in their memories than did Condition 1 respondents.
- The CIR includes a number of “field coded” questions, which require the interviewer and respondent to work together to slot the respondent’s words into the pre-coded response categories. Many such questions are also in the Condition 1 CIR.
- Some incidents were particularly traumatic for respondents when they occurred, and recalling details may reopen the emotional scars. Further, the CIR asks more questions about incidents likely to be traumatic than those less likely to be so.

Examples of these kinds of sensitive questions include the following:

- Question CE13 in Consequences III: Economic Consequences: “What was the total value of the damage done?” (13.7% IL, 10.0% NIL)
- Question I2 in Consequences I: Injury: “How were you injured?” (18.5% missing IL, 12.5% NIL)

On the other hand, item missing rates were relatively low for sections on some topics usually considered sensitive, including What Happened: Unwanted Sexual Contact (1.8% IL, 1.0% NIL) and Consequences II: Socio-emotional Consequences (1.6% IL, 1.8% NIL). Once these victimizations were reported in the screener, respondents were generally willing to talk about them.

One point of concern is the missing rate for the CIR2 probes in the NIL (see Section 2.2), which averaged 4.5 percent across all of the probes, with the Attack probe having the highest rate (13.3%). With the exception of the RSA probe, each probe other than that for the type(s) of crime reported in the screener was asked for every incident. Some of the screener series/CIR2 probe combinations yielded little or no positive response. For these reasons, we have recommended reducing the number of probes asked in CIR2, as shown in Table 5-3.

**Table 5-3. Recommendations for keeping or dropping CIR2 follow-up probes for victimizations first identified in each screener series**

Screener Series	Field Test Follow-up Probes							
	MV	MVP	THEFT	ATTTHEFT	BREAK-IN	VANDALISM	ATTACK	RSA
S01 - MV Theft	N/A	Drop	Keep	Keep	Keep	Keep	Keep	*
S02 - MV Parts Theft	Drop	N/A	Drop	Drop	Keep	Keep	Keep	*
S03 - Theft/Att Theft	Drop	Drop	N/A	N/A	Keep	Keep	Keep	*
S04 - Break-in	Keep	Drop	Keep	Keep	N/A	Keep	Keep	*
S05 - Vandalism	Keep	Drop	Keep	Keep	Keep	N/A	Keep	*
S06 - Attack	Keep	Drop	Drop	Drop	Keep	Keep	N/A	Keep
S07 - Rape/Sexual Assault	Keep	Drop	Drop	Drop	Keep	Keep	Drop	N/A
S08 - Catchall	Follow-up done in screener							

\* Asked only if the incident includes an Attack.

Item nonresponse will likely be lower for the redesigned questionnaire when it is in production for the NCVS. Nonetheless, respondent fatigue and stress affect data quality; concern for this effect must be balanced against the importance of the information being collected.

## 6. Questionnaire Timing and Perceptions of Burden

Two of the primary goals of the NCVS redesign were to update the content of the questionnaire and to reduce respondent burden. These two goals conflicted to some extent. Updating content largely meant adding items to the interview, which could increase burden. This chapter reviews how the redesign changed burden with respect to the time spent on the survey and whether this change translated to respondent perceptions about the survey.

### 6.1 Timing

With respect to burden, the Condition 2 interview made several changes. One was to add questions to collect additional personal and household characteristics that are correlated with victimization risk. A second was to add the “ask-all” questions on Police Ask-all and Community Measures. The redesign also changed the way the CIR was administered, taking advantage of screener responses when routing the interview through the CIR. These changes are discussed in more detail in Chapter 7, but the intent was to reduce the time needed to complete the CIR, as well as to make it more logical and less redundant.

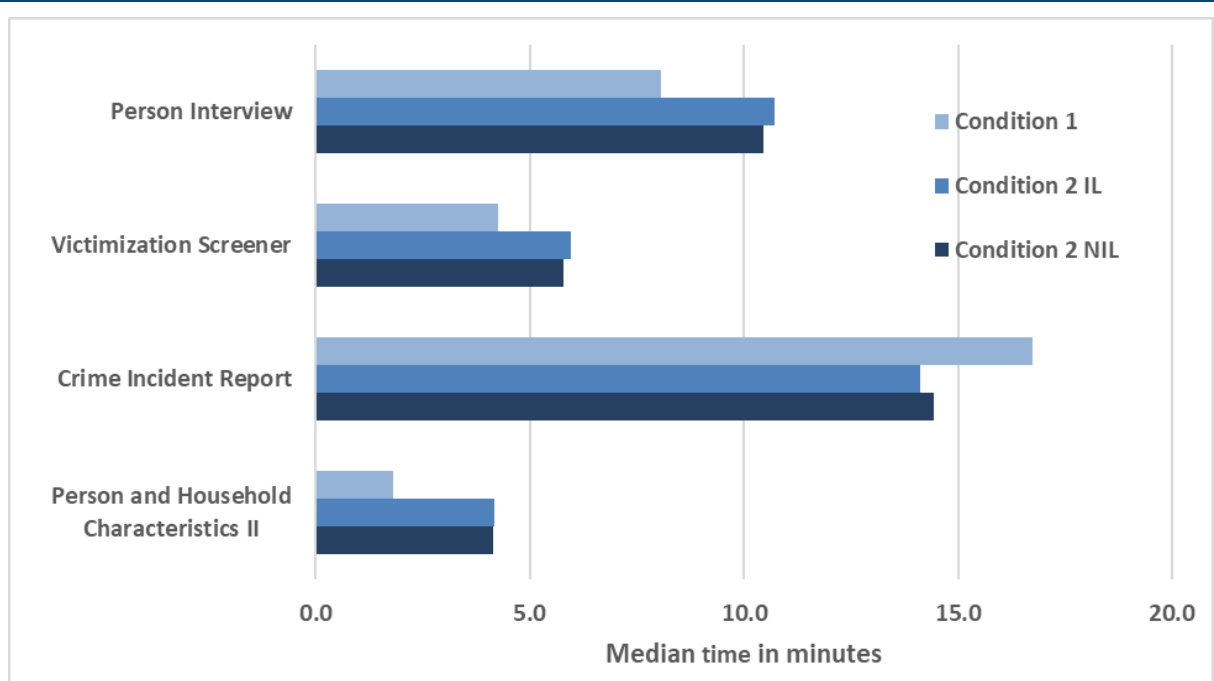
Figures 6-1 and 6-2 display the median and mean interview times, respectively, for Condition 1, the IL, and the NIL. The “Person Interview” is defined here by the elements common to Condition 1 and Condition 2: the Victimization Screener, the Crime Incident Report (CIR) (if one or more were required), and the closing section of Person and Household Characteristics. The CIR time is the time for all required CIRs in an interview, for those respondents where one or more were required.

- In Figure 6.1, we see that the median Person Interview time was about two and a half minutes longer for both Condition 2 IL (10.5 minutes) and Condition 2 NIL (10.7 minutes) than for Condition 1 (8.1 minutes). Since far fewer than half of the respondents completed



CIRs, the median Person Interview time includes only the Victimization Screener and Person and Household Characteristics II.

**Figure 6-1. Median time to complete the Field Test Person Interview by major sections, Condition 1 and Condition 2 IL and NIL**



Source: 2019-2020 NCVS-R Field Test

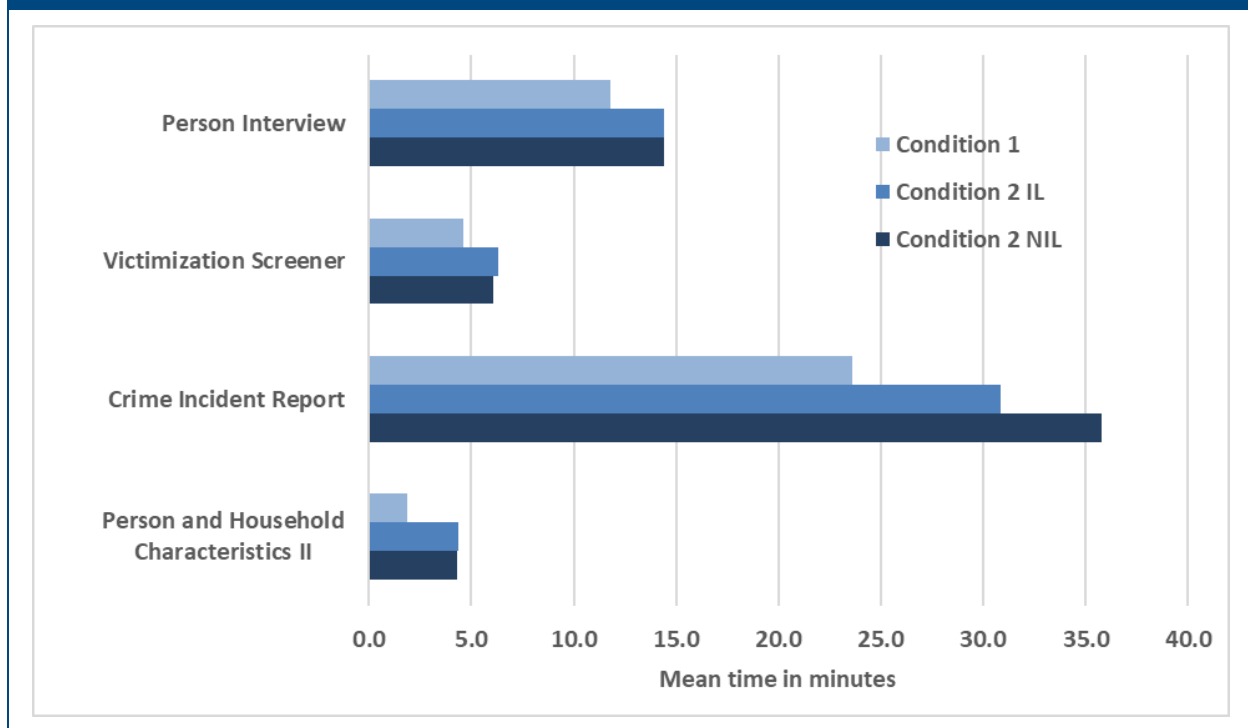
See Table A6-1, Appendix 1, for more detail.

- The median administration time for the redesigned Victimization Screener (IL 6.0 minutes, NIL 5.8 minutes) was a bit more than a minute and a half longer than for the Condition 1 screener (4.3 minutes). This difference was expected, as the redesign asked many more individual questions than the current NCVS, and respondents reported incidents more often in Condition 2 than in Condition 1. The small difference between the IL and NIL versions was probably due to the interleaved probes in the IL treatment.
- The median CIR time was longer for Condition 1 (16.7 minutes) than for either the IL (14.1 minutes) or NIL (14.5 minutes). Since the median for each category is a value for completing one CIR (the majority of respondents who completed CIRs did only one), this difference probably reflects the redesign strategy of using information from the screener to guide the skip patterns. That is, the redesigned CIR is more efficient than the current CIR. The small difference between the IL and NIL treatments likely reflects (1) the follow-up probes in Question CIR2 and (2) a somewhat higher proportion of incidents with multiple type-of-crime flags in the NIL.
- The median times for the last section of the Person Interview reflect the addition of questions in the redesign: Condition 1, 1.8 minutes; Condition 2 IL and NIL both 4.2 minutes.

Figure 6-2 provides the mean time to complete. Comparing Figure 6-1 and Figure 6-2, we see that mean times for the Person Interview and the CIR are higher than the medians, indicating a skewed distribution with outliers on the high end. This is especially true for the CIR. Since the CIR time is per person and the majority of respondents with CIRs have only one, the median reflects the time for one CIR, while the mean is influenced by those with multiple CIRs. Additional insights from Figure 6-2 include the following:

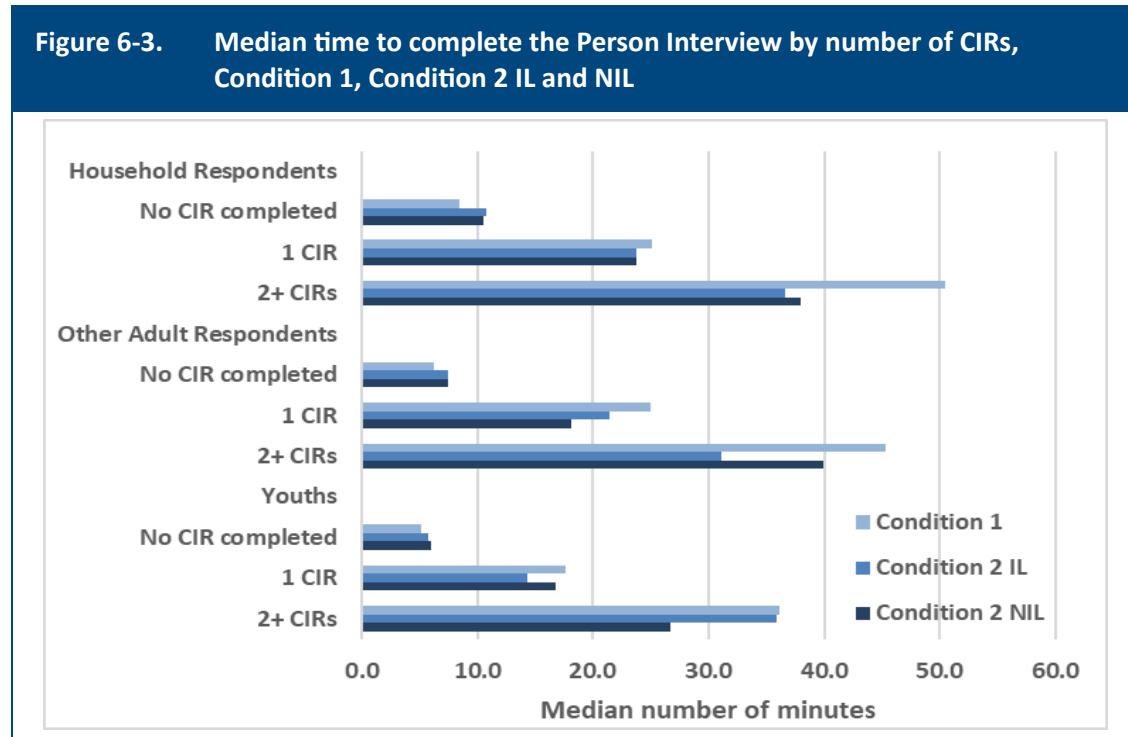
- The relationship between the Condition 1 mean Person Interview time (11.8 minutes) and that for the IL and NIL (both 14.4 minutes) is very similar to the relationship observed among the median times. Unlike the median, the mean Person Interview time is affected by the CIR administration time. The Condition 2 CIR time was shorter than that for Condition 1, but more Condition 2 respondents (20.4% IL, 20.5% NIL) completed CIRs than did Condition 1 respondents (13.7%, numbers not shown in a table). The latter observation is partly balanced by the fact that Condition 1 respondents who reported incidents had more CIRs (1.89 per respondent) than either the IL (1.61) or NIL (1.69).
- The relationships between Condition 1 and the IL and NIL are also very similar for the Victimization Screener and the closing section.
- The pattern of mean CIR times looks fairly similar to that for the median times. The difference between Condition 1 (23.6 minutes) and both the IL and NIL (19.0 minutes) is somewhat larger than it was for the median times.

**Figure 6-2. Mean time to complete the Field Test Person Interview by major sections, Condition 1 and Condition 2 IL and NIL**



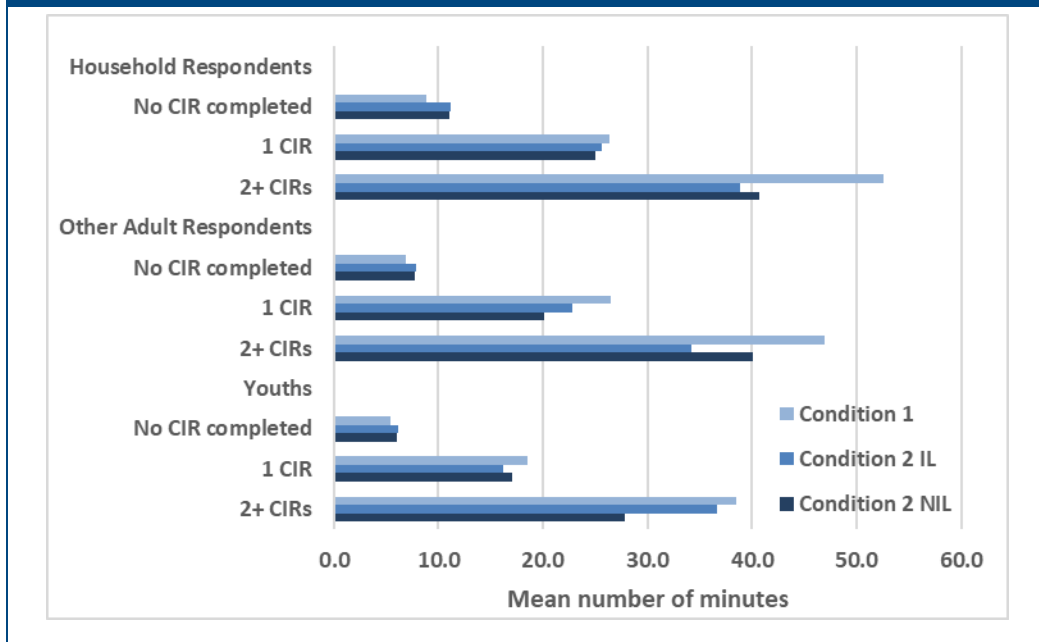
Source: 2019-2020 NCVS-R Field Test  
See Table A6-1, Appendix 1, for more detail.

To control for the number of CIRs, timings were calculated by the number of CIRs completed (Table A6-2, Appendix 1). Figures 6-3 and 6-4 show the median and mean times for household respondents, other adult respondents, and youths, for Condition 1 and the IL and NIL.



Source: 2019-2020 NCVS-R Field Test  
 See Table A6-2, Appendix 1, for more detail.

**Figure 6-4. Mean time to complete the Person Interview by number of CIRs, Condition 1, Condition 2 IL and NIL**



Source: 2019-2020 NCVS-R Field Test  
See Table A6-2, Appendix 1, for more detail.

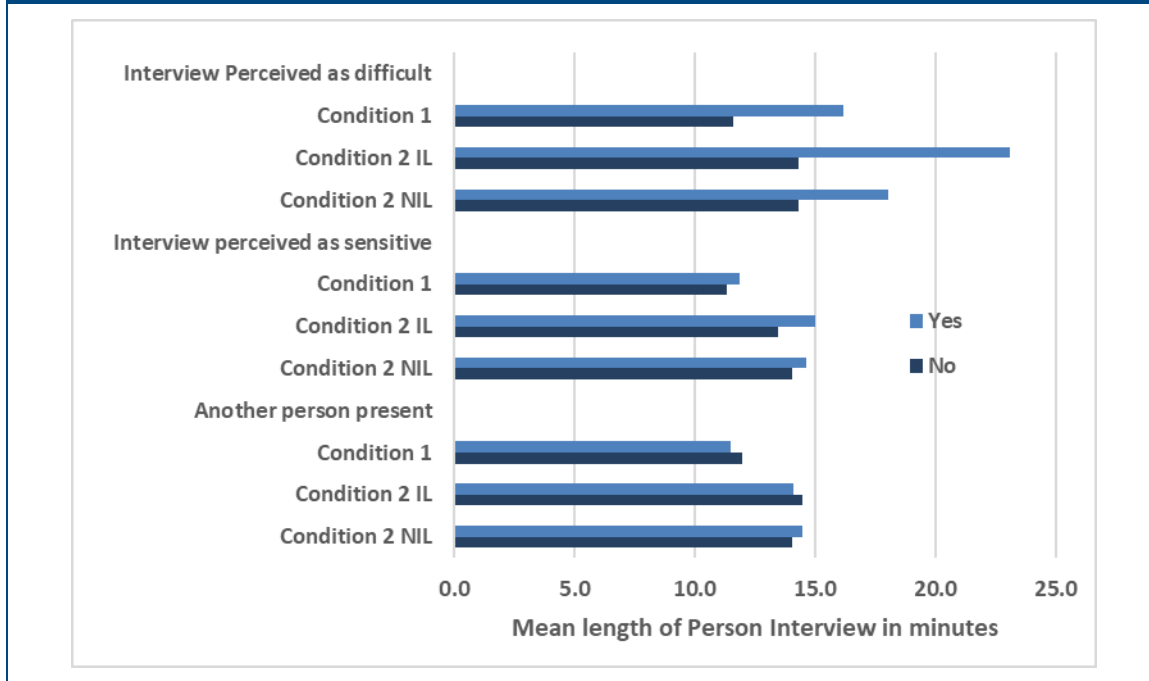
- For those who did not report any victimizations requiring a CIR, the pattern of shorter mean completion time for Condition 1 than for either the IL or NIL holds across respondent types (Figure 6-4). The gap is largest for the household respondent (about 2.4 minutes), followed by other adults (about 2 minutes), and then youth (just over half a minute). This hierarchy reflects the number of questions added in the Victimization Screener and closing section for each type of respondent.
- For respondents filling out one CIR, the interview was slightly longer for Condition 1 than for either the IL or NIL (Figure 6-4), reflecting the longer Condition 1 CIR administration time.
- For adult respondents filling out two or more CIRs, the mean Condition 1 interview was 6 to 14 minutes longer (Figure 6-4), depending on the Condition 2 treatment and whether it was the household respondent or not. With very few youth respondents completing CIRs, the mean times are less stable; Condition 1 still had the highest mean (38.5 minutes), followed by the IL (36.7 minutes), and NIL (27.8 minutes).
- All of the median times in Figure 6-3 are shorter than the means in Figure 6-4; the difference ranges from 0.1 to 2.7 minutes (figures calculated from Table A6-2, not shown in a table).

The amount of time to complete the survey may affect how respondents perceive its burden. It may also be related to whether another person is present during the interview.

- The mean time to complete the survey did not differ for respondents who said the interview was sensitive for either condition (Table A6-3, Appendix 1).

- The mean time to complete was longer for respondents who perceived the interview as difficult. The mean time for Condition 2 was 5 minutes longer than for Condition 1 (Figure 6-5) among people perceiving the interview as difficult.

**Figure 6-5. Mean time to complete Person Interview by perceptions of difficulty and sensitivity and whether another person was present, Condition 1 and Condition 2 IL and NIL**



Source: 2019-2020 NCVS-R Field Test  
See Table A6-3, Appendix 1, for more detail.

## Discussion

The Condition 2 interview took longer than Condition 1. Without counting the two sections that were not included in Condition 1 (Person Characteristics I and ask-all questions), the mean time to complete was 2.6 minutes longer for Condition 2. The Condition 2 Victimization Screener and the questions on Person and Household Characteristics at the end of the survey also took longer in Condition 2. Both the median and mean Condition 2 CIR times were shorter than for Condition 1.

The overall difference in administration time has to be balanced against the significant reduction in administration time for CIRs in Condition 2. For respondents reporting one victimization, the average time to complete the household respondent interview was equivalent for both conditions, and the Condition 2 interview was 5 minutes shorter, on average, for other adults. For respondents filling out two or more CIRs, the average time was approximately 10 minutes longer for the Condition 1 interview. Perceptions of burden are highly correlated with the time to complete the survey. If no victimizations were reported, the average time to complete the survey was very short, even for respondents in Condition 2 (10 minutes for household respondents vs. 7 minutes for other adults) (Table A6-1, Appendix 1). The burden increases when CIRs must be completed.

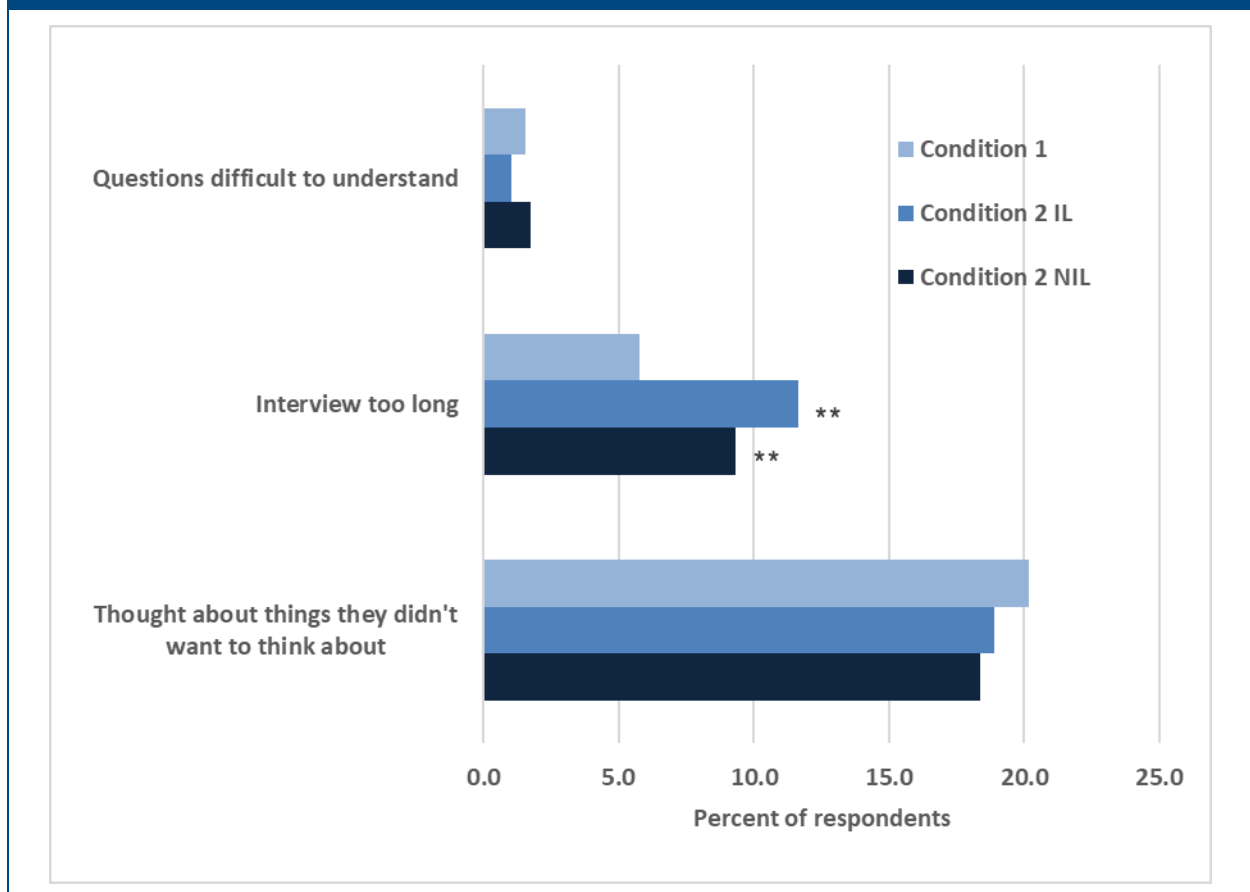
If we added the Person Characteristics I and ask-all questions, the redesigned survey would be approximately 4 minutes longer than the times shown above. Many of the questions in these sections do not have to be asked at each interview. It should also be possible to rotate the content across interviews to reduce the overall administration time.

## 6.2 Perceptions of Burden

At the end of the Field Test interview, respondents were asked their perceptions of questionnaire burden and sensitivity.

- Most respondents, around 77 percent, said they would participate in the survey again (Table A6-4, Appendix 1). There was little difference between conditions or treatments.
- About 20 percent of respondents or fewer said the survey made them think about things they did not want to think about. The small differences among the conditions and treatments were not significant (Figure 6-6).

Figure 6-6. Three measures of perceived burden, Condition 1 and Condition 2 IL and NIL



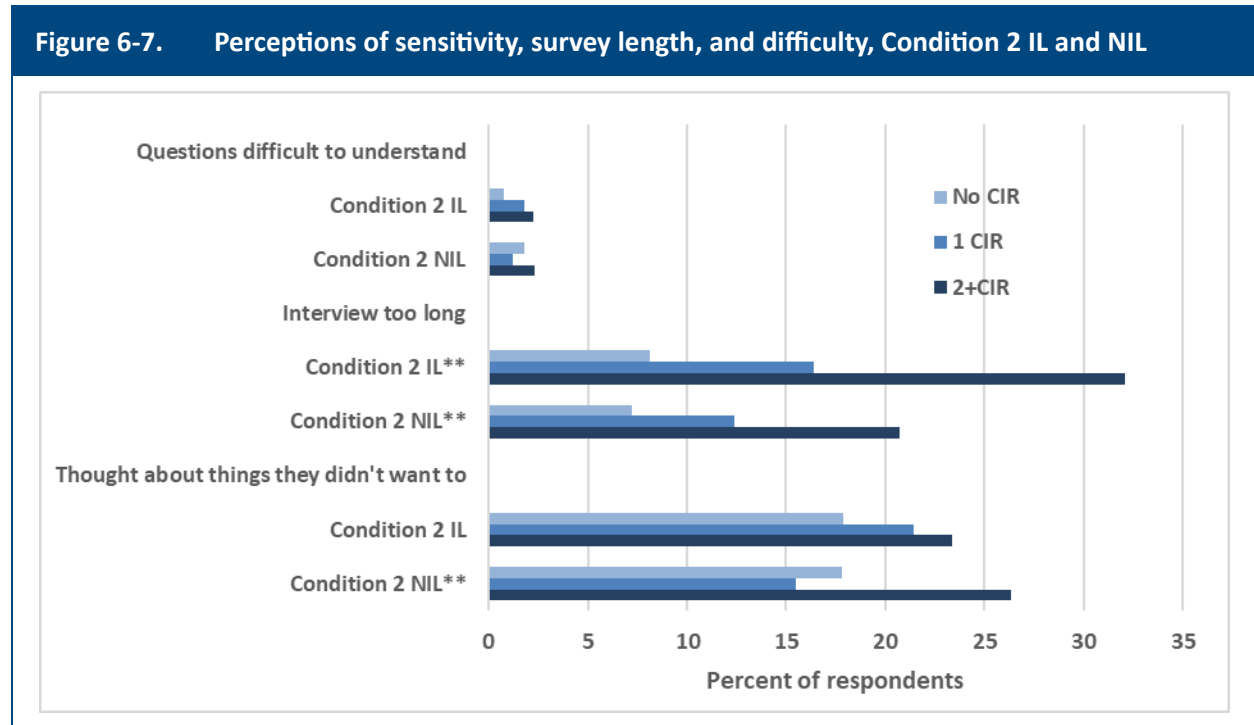
Source: 2019-2020 NCVS-R Field Test

See Table A6-4, Appendix 1, for more detail.

\*\*p < .05 vs. Condition 1

- Approximately 1 percent of respondents thought the survey questions were either difficult or very difficult to understand. This finding did not differ much between conditions or treatments (Figure 6-6).
- Fewer people in Condition 1 (5.8%) than in either the IL (11.6%) or NIL (9.4%) thought the survey was too long (Figure 6-6), both comparisons are significant at  $p < .05$ .

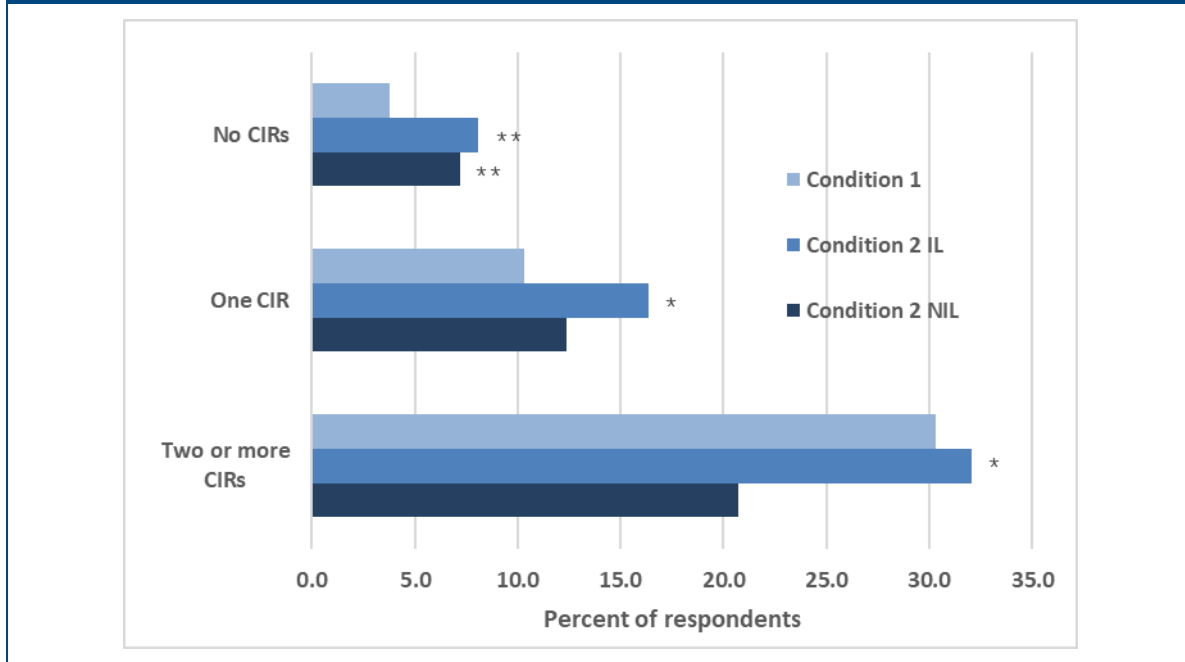
In Condition 2, some perceptions of burden were affected by the number of CIRs required, as shown in Table A6-5, Appendix 1, and Figure 6-7.



Source: 2019-2020 NCVS-R Field Test  
 See Table A6-5, Appendix 1, for more detail.  
 \*\* $p < .05$

- The percentage of respondents who said they would participate again was very similar regardless of how many CIRs they completed, in both the IL and NIL treatments (Table A6-5, Appendix 1).
- Completing two or more CIRs significantly increased the percentage of NIL respondents reporting that the survey made them think about things they did not want to think about (Figure 6-7).
- In both the IL and NIL, the more CIRs completed, the higher the percentage of respondents who said they thought the survey was too long (Figure 6-7).
- The number of CIRs completed was not strongly related to perceptions of difficulty of the survey questions (Figure 6-7). The patterns described above did not differ significantly between Condition 1 and Condition 2, with one exception, as shown in Figure 6-8.

**Figure 6-8. Percent of respondents reporting the survey was too long by number of CIRs completed, Condition 1 and Condition 2 IL and NIL**



Source: 2019-2020 NCVS-R Field Test

See Table A6-6, Appendix 1, for more detail.

\*\*p < .05 vs. Condition 1

\*p < .10 vs. Condition 1

- For respondents with no CIRs, the survey was reported to be too long by a smaller percentage of Condition 1 respondents (3.8%) than either Condition 2 IL (8.1%) or NIL (7.2%) respondents (Figure 6-7). These differences were both statistically significant ( $p < .001$ ).
- For those with one CIR, a smaller percentage of Condition 1 respondents (10.3%) than Condition 2 IL (16.4%) and NIL (12.4%) respondents reported that the survey was too long (10.3% vs. 14.3%). The difference with IL was marginally significant ( $p < .10$ ).
- For those with two or more CIRs, the percentage of respondents who reported that the survey was too long increased significantly. It tripled for Condition 1 (from 10% to 30%), doubled for the IL (from 16% to 32%), and increased by 75 percent for the NIL (15% to 26%). The NIL treatment had the lowest rate among those completing two or more CIRs. The difference between Condition 1 and Condition 2 NIL is marginally significant ( $p < .10$ ).

## Discussion

Overall, a relatively large percentage of respondents reported that they would be willing to complete the survey again if asked (around 77%). It is encouraging that this percentage did not differ by condition or number of CIRs filled out, given that the NCVS uses a rotating panel design in which a majority of respondents are asked to complete the survey as many as seven times over a 3½-year period.



When respondents were required to complete two or more CIRs, significantly more said that the survey made them consider things they did not want to think about. This difference was noted for both Condition 1 and Condition 2. This finding is not very surprising, since some of the more sensitive parts of the survey appear on the CIR.

Not surprisingly, the perception that the survey was too long increased with the number of CIRs to be completed. This relationship differed somewhat by experimental condition. When no CIRs had to be filled out, significantly more Condition 2 respondents said the survey was too long, although the percentage was still relatively low (around 7%). The slightly higher rate for Condition 2 could be related to the additional ask-all and Person/Household Characteristics questions in this condition. The relationship was reversed for respondents who filled out two or more CIRs. More Condition 1 than Condition 2 respondents said the survey was too long, although this difference is not statistically significant. As noted in Section 6.1, an interview with multiple CIRs took much longer to complete in Condition 1 than in either the IL or NIL.

## 7. Performance of the Crime Incident Report

This chapter presents an assessment of one of the more significant changes introduced by the redesign of NCVS administration. The current NCVS computer-assisted personal interviewing (CAPI) program does not use any information from the Victimization Screener in routing respondents through the CIR. This approach recognizes that respondents may report a particular kind of victimization in response to any of the screener series, without regard to the type of crime asked about. The disadvantages of this approach include asking more questions in the CIR than might otherwise be needed, potentially burdening the respondent by seeming not to have heard or taken into account what they already said, and the respondent's potential misunderstanding of questions that seem redundant. This is what happens, for example, at the "presence" question in the current design.

The redesigned questionnaire does use screener information to determine what questions are to be asked in the CIR. If the respondent reports a Motor Vehicle Theft, for example, they are asked CIR questions about that theft, but not about other types of crimes that did not happen as part of that incident. The potential advantages and disadvantages of this approach are just the opposite of what they are for the current NCVS. Without further controls, some incidents could be misclassified because key CIR questions were skipped.

To mitigate this possibility, we developed the IL approach to the Victimization Screener, in which reports of certain types of crimes would be probed further to determine whether another type of crime might have also happened during the incident. Table 7-1 shows, for each series in the redesigned IL Victimization Screener, what other crime types have follow-up probes.

**Table 7-1. Condition 2 Victimization Screener series and related follow-up probes, IL treatment**

Screener series	Follow-up probes
Motor vehicle theft	Theft, assault, RSA
Motor vehicle parts theft	Theft, assault, RSA
Theft and attempted theft	Break-ins, assault, RSA
Break-ins	Theft, assault, RSA
Vandalism	Theft, assault, RSA
Assault	RSA
Rape and sexual assault (RSA)	(None)

Introducing follow-up probes raised the possibility of “conditioning effects,” that is, discouraging respondents from reporting further incidents because they know they would be asked more questions. To address this concern, we included an experiment in which half of the respondents got the IL Victimization Screener and half got the screener without the interleaving items. In the NIL treatment, we included a set of probes at the beginning of the CIR to perform the same function as the IL items, but after all of the screener series had been administered. This set of CIR follow-up probes numbered eight, one for each of the screener series in Table 7-1 and one for attempted theft. Up to seven of these probes would be administered at the beginning of each CIR.<sup>23</sup>

Another redesign change to the Victimization Screener is an explicit deduplication mechanism for both the IL and NIL treatments. The current NCVS relies on Field Interviewers (FI) to identify duplicate incidents (e.g., reporting the same incident in response to two or more different series mentioned by a respondent). There is no explicit procedure in the CAPI program.

A third change was to re-order the victimization probes. The current NCVS starts with the most common type of crime (theft) and goes through other types of crimes. The redesigned screener started with more narrow crimes (motor vehicle theft) and moved onto theft at a later point. This reduced the potential of duplication across screener items.

The research questions for assessing the performance of the redesigned CIR include the following:

- What effect does the redesign have on respondent burden, both real and perceived, as compared with the current NCVS CIR? (See Chapter 6.)
- How efficiently does the redesign route the interview through the CIR, particularly with regard to providing information for TOC coding? Does using screener information to route the interview through the CIR cause key questions to be skipped? If so, does the skipping vary by IL versus NIL treatment?

## 7.1 TOC Identification in the Victimization Screener

In the redesigned questionnaire program, where an incident is reported determines its path through the CIR. For example, if an incident is reported in the MV Theft screener series, the respondent will be asked the “What Happened: MV Theft CIR” section and none of the other “What Happened” sections. Other CIR sections have similar limitations. For example, the Presence section

<sup>23</sup> Respondents would not be administered the probe corresponding to the screener series where the victimization was reported.

is not asked if an incident was reported in the Attack or Sexual Assault screener series; the victim's presence is assumed.

A positive response to one of the follow-up probes, whether IL or NIL, also affects what questions are asked in the CIR. If an incident is reported in the MV Theft screener series and the respondent subsequently says at CIR2 (NIL, see below) that the incident also involved a Break-in, then the respondent will be asked both the MV Theft and Break-in "What Happened" sections.

CIR2 Just to confirm, did any of the following other things also happen as part of this incident {MONTH/YEAR OF INCIDENT}? . . . Someone broke in, or tried to break in to your property.

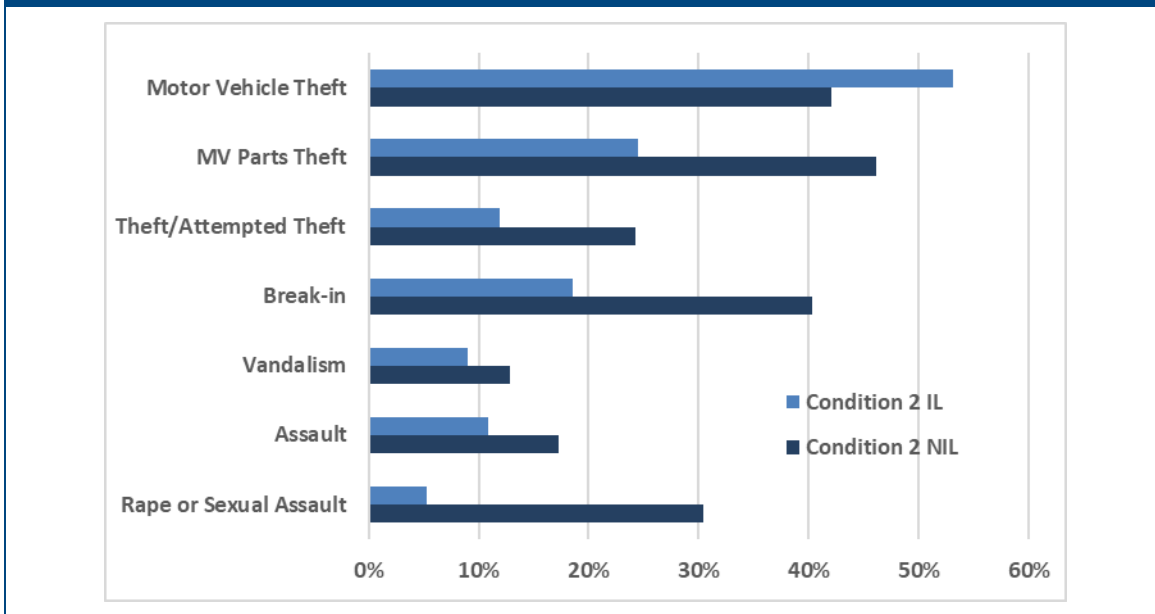
Finally, the deduplication process in the Condition 2 screener can also identify incidents that would get CIR questions appropriate for multiple types of crime. Again using the example of an incident reported in the MV Theft screener series, if the respondent reports the same incident in the Break-in screener series and it is identified as a duplicate, they will be asked both the MV Theft and Break-in "What Happened" sections.

Management of this process involved setting flags in the interview data corresponding to the different screener series. These "TOC flags" were essentially a preliminary indicator of the type of crime (TOC) being reported. The same set of TOC flags was used for the screener series, the follow-up probes, and the deduplication process.

Figure 7-1 (see also Table A7-1, Appendix 1) shows the percentages of reported victimizations with two or more TOC flags by the screener series where the incident was originally reported. If an incident has two or more TOC flags, it means that at least one came from the IL follow-up probes, the probes at the beginning of the NIL CIR, or the deduplication process (both treatments). Figure 7-1 shows the screener series in order of Field Test administration, top to bottom.

- With the exception of Motor Vehicle Theft, all of the NIL screener series have a substantially higher proportion of incidents with more than one TOC flag than do the IL screener series.
- With some exceptions, incidents initially reported later in the Victimization Screener had a lower proportion of multiple flags.

**Figure 7-1. Percentage (unweighted) of reported victimizations with two or more screener TOC flags, by screener series where victimization was initially reported, Condition 2 IL and NIL**



Source: 2019-2020 NCVS-R Field Test

See Table A7-1, Appendix 1, for more detail.

Series crimes are counted only once, rather than the total number used to calculate the victimization rate.

## Discussion

It is not surprising that the NIL had consistently higher rates of multiple TOC flags (except for incidents triggered by the Motor Vehicle Theft screener series), since the NIL asked more follow-up probes about each incident than the IL. If more flags are set, then, generally speaking, more questions are asked in the CIR. This observation has two possible implications. First, the mean CIR administration time may be longer for the NIL than for the IL. In Figure 6-2, we saw that this was the case. Second, the two treatments may differ in the distribution of TOC codes assigned during processing. In Chapter 4, we saw that the NIL had higher rates of Robbery and Burglary than did the IL. Both of these crime types involve Theft and another basic crime type (Attack or Break-in, respectively).

We were also not surprised to find a trend for fewer multi-flag incidents being triggered by screener series later in the interview. Generally, the relatively high rate of multiflag incidents reflects the complexity of the process for classifying victimizations.

## 7.2 Reclassification of TOC Codes in Editing

Table A7-2 in Appendix 1 shows the results of TOC classification review using respondent-provided narratives, by condition and interleaving treatment. All CIRs were classified into TOC codes using an algorithm based on that used by BJS, and all narratives were reviewed independently by two members of the coding staff. The code was changed only if there was a clear indication in the narrative that the algorithm TOC was wrong. (See Chapter 2 for further description of the coding

process and Appendix 4 for the Field Test coding hierarchy.) Table 7-2 below shows selected results from Table A7-2.

- As shown in Table 7-2, overall 8.24 percent of Condition 1 algorithm-assigned codes were changed in editing, as compared with 6.07 percent in the Condition 2 IL treatment and 4.56 percent in the Condition 2 NIL treatment.
- Five Condition 1 CIRs were recoded to TOC 3.5, “Rape or Sexual Assault, unspecified,” a code not included in the algorithm. Excluding these five CIRs, the Condition 1 reclassification rate was 7.54 percent (not shown in Table 7-2).
- Of the 59 reclassified Condition 1 CIRs, 24 were moved to NCVS crime codes, 8 were determined to be duplicates, and 27 were classified as not an NCVS crime. Of the 24 moved to NCVS crime codes, 13 came from TOC 99 (not an NCVS crime) and 6 came from TOC 13 (threatened assault with weapon; see Table A7-2, Appendix 1).
- Of the 75 reclassified Condition 2 CIRs, 31 were moved to NCVS crime codes, 18 were determined to be duplicates, and 26 were classified as not an NCVS crime. Of the 31 moved to NCVS crime codes, 11 came from TOC 99 (not an NCVS crime) and 10 came from TOC 56 (Threatened Assault with Weapon; see Table A7-2, Appendix 1).

TOC reclassification	Condition 1	Condition 2 IL	Condition 2 NIL
Total number of victimizations reclassified after editing	59	42	33
Reclassified into a different NCVS crime TOC	24	13	18
Reclassified as duplicate or not an NCVS crime	35	29	15
Percent of victimizations reclassified after editing	8.24	6.07	4.56

Source: 2019-2020 NCVS-R Field Test

See Table A7-2, Appendix 1, for more detail.

Series crimes are counted only once, rather than the total number used to calculate the victimization rate.

## Discussion

One fear was that with more targeted routing under Condition 2, incidents would be misclassified. The evidence from the narratives suggests the opposite. Both the lower rate of codes changed in editing and the lower rate of CIRs coded as not an NCVS crime suggest that Condition 2 was more efficient than Condition 1 in identifying and classifying relevant victimizations. However, the coding process depended on useable recordings of the respondent narrative. Since Condition 1 and Condition 2 used different software, there may have been different proportions of CIRs with useable narratives, which might affect this interpretation. Also, despite the explicit deduplication process introduced into the redesigned Victimization Screener, more duplicate CIRs were identified in editing for Condition 2 than for Condition 1.

## 7.3 TOC Codes and Screener Series Triggers

The redesigned Victimization Screener differs from the NCVS-1 in several significant ways:

- Reordering the screener series (e.g., starting with Motor Vehicle Theft and MV Parts Theft rather than the broader Theft series that starts the current NCVS screener);
- Limiting each set of screener series to one broad type of crime—while several of the current screener series are similar, others ask about Attack or Theft by location or type of offender or, more broadly, about crimes that may or may not have been reported to the police;
- Adding questions either in the screener or at the beginning of the CIR to identify incidents that might include more than one of these broad crime types; and
- Using this information, in the form of a broad TOC flag, to guide skip patterns through the CIR.

The set of six tables in this section examines which screener series (the table rows) triggered a CIR, classified by each type of crime (the table columns). Tables 7-3a, 7-3b, and 7-3c present column percentages for Condition 1, the IL, and the NIL, respectively (i.e., what proportion of incidents in a given broad TOC category were triggered by what screener series). Both the rows and columns are in the order the screener series appear in the given questionnaire. For example, in the first cell of Table 7-3a, we see that 69.6 percent of Condition 1 incidents classified as Other Theft (including attempts) were reported in response to the Theft screener series. In Table 7-3b, we go to the third row, second column, for the most closely corresponding rate, which is 85.0 percent for the IL. The screener series labels do not match between Condition 1 and Condition 2 because the probes were organized differently.

Tables 7-3d, 7-3e, and 7-3f present row percentages (i.e., what proportion of incidents triggered by a given screener series was coded in each broad TOC category). For example, in the second row, second column of Table 7-3d, we see that 43.7 percent of Condition 1 incidents reported in the Break-in screener series were coded as Burglaries. For the corresponding NIL rate, we go to Table 7-3f, fourth row, third column, and see that 57.9 percent of NIL incidents reported in the Break-in screener series were coded as Burglaries.

The shaded cells in Tables 7-3a through 7-3f represent the type(s) of crime most closely associated with the given screener series. There is no shading in the last three rows of Tables 7-3a and 7-3d because these Condition 1 probes did not suggest any particular type of crime. Given the design changes described above, we would expect the screener series and TOCs to align more closely in Condition 2 than in Condition 1.

### TOC Codes Triggered By Screener Series

- As shown in the shaded cells in Tables 7-3a-c, a somewhat higher proportion of each of the TOC categories was triggered by the corresponding screener series in the IL and NIL than in Condition 1.
- The percentages in the shaded cells in Tables 7-3b and 7-3c generally align very closely; incidents identified in each of the screener series yielded very similar proportions of TOC codes.

- Earlier in this report, we noted that the NIL identified more Burglaries and Robberies than did the IL, and attributed this difference to the greater number of follow-up probes. In the NIL, comparing column percentages in Tables 7-3b and 7-3c, we see that 25.8 percent of NIL violent crimes were reported in the Theft screener series, as compared with 19.4 percent of IL violent crimes. These incidents were likely classified as Robberies. There is no strong evidence of a similar effect with Burglaries, although 7.8 percent of NIL Burglaries were reported in the Vandalism screener series, as compared with 2.5 percent of IL Burglaries. There was no IL probe for Break-in in the Vandalism screener series, but there was an NIL probe in CIR2.
- In Condition 1, the last two screener series (“call police,” “not call police”) accounted for only 4.1 percent of all incidents (Table 7-3a), and of those incidents, 55 percent were coded as not an NCVS crime.

### Screener Series By What TOC Was Assigned

- As shown in the shaded cells in Tables 7-3d-f, generally a higher proportion of incidents reported in each of the screener series was classified into the corresponding TOC in the IL and NIL than in Condition 1.
- Overall, 27.7% of the CIRs triggered by the Condition 1 screener series were not classified as NCVS crimes or were duplicates (Table 7-3d), as compared with 17.6% in the IL (Table 7-3e) and 13.8% in the NIL (Table 7-3f). As discussed in Chapter 5, part of the reason for this difference was that duplicates and some ineligible incidents were identified in the Condition 2 screener.
- The IL and NIL row percentages in Tables 7-3e and 7-3f do not align as closely as the column percentages in Tables 7-3b and 7-3c. There is no clear pattern to the differences.

**Table 7-3a. TOC classifications by Victimization Screener series triggering the CIR, Condition 1 (column percentages)**

Screener series	TOC classification							
	Other Theft or attempt	Burglary	Motor Vehicle Theft or attempt	Assault and other personal	Rape or Sexual Assault	Unwanted sexual contact	Not coded*	All incidents
Theft	69.6	52.7	38.5	12.1	0.0	11.1	18.7	39.7
Break-in	1.5	33.8	7.7	2.1	25.0	0.0	14.1	9.1
Motor Vehicle Theft	10.5	2.7	38.5	0.7	0.0	0.0	9.1	7.5
Attack by where	8.7	6.8	15.4	43.6	6.3	0.0	15.7	17.2
Attack by how	0.0	0.0	0.0	30.7	6.3	33.3	22.7	12.8
Known offender	4.9	2.7	0.0	6.4	31.3	22.2	8.1	6.6
Rape or Sexual Assault	0.0	0.0	0.0	0.0	31.3	33.3	0.0	1.1
Call police	1.5	0.0	0.0	2.1	0.0	0.0	2.5	1.7
Not call police	1.1	0.0	0.0	2.1	0.0	0.0	5.6	2.4
FI-added incident	2.3	1.4	0.0	0.0	0.0	0.0	3.5	2.0
Total incidents	266	74	13	140	16	9	198	716

Source: 2019-2020 NCVS-R Field Test

\* Not coded means that the incident did not meet the definition of an NCVS crime or was identified as a duplicate.

Note: Shaded cells indicate where the TOC classification matches the screener series. Series crimes are counted only once, rather than the number in the victimization rate.

**Table 7-3b. TOC classifications by Victimization Screener series triggering the CIR, Condition 2 IL (column percentages)**

Screener series	TOC classification								
	Motor Vehicle Theft or attempt	Other Theft or attempt	Burglary	Vandalism	Assault and other personal	Rape or Sexual Assault	Unwanted sexual contact	Not coded*	All incidents
Motor Vehicle Theft	100.0	0.7	2.5	1.8	0.0	0.0	0.0	6.8	6.5
Motor Vehicle Parts Theft	0.0	12.9	0.0	0.0	0.0	0.0	0.0	5.1	6.4
Theft or Attempted Theft	0.0	85.0	47.5	3.5	12.7	6.7	0.0	33.1	49.1
Break-in	0.0	0.0	47.5	0.0	0.9	0.0	0.0	7.6	4.3
Vandalism	0.0	1.0	2.5	94.7	3.6	0.0	0.0	4.2	10.3
Attack	0.0	0.3	0.0	0.0	82.7	40.0	100.0	35.6	20.8
Rape or Sexual Assault	0.0	0.0	0.0	0.0	0.0	53.3	0.0	7.6	2.5
Total incidents	32	287	40	57	110	15	2	118	672

Source: 2019-2020 NCVS-R Field Test

\* Not coded means that the incident did not meet the definition of an NCVS crime or was identified as a duplicate.

Note: Shaded cells indicate where the TOC classification matches the screener series. Series crimes are counted only once, rather than the number in the victimization rate.



**Table 7-3c. TOC classifications by Victimization Screener series triggering the CIR, Condition 2 NIL (column percentages)**

Screener series	TOC classification								
	Motor Vehicle Theft or attempt	Other Theft or attempt	Burglary	Vandalism	Assault and other personal	Rape or Sexual Assault	Unwanted sexual contact	Not coded*	All incidents
Motor Vehicle Theft	72.7	1.5	2.0	0.0	0.9	0.0	0.0	13.3	5.1
Motor Vehicle parts Theft	9.1	13.5	0.0	2.6	0.0	0.0	0.0	10.2	8.3
Theft or Attempted Theft	18.2	83.2	47.1	2.6	19.5	6.3	0.0	34.7	50.9
Break-in	0.0	0.6	43.1	0.0	3.5	6.3	0.0	9.2	5.4
Vandalism	0.0	1.2	7.8	94.7	1.8	0.0	0.0	3.1	12.1
Attack	0.0	0.0	0.0	0.0	74.3	0.0	100.0	24.5	15.5
Rape or Sexual Assault	0.0	0.0	0.0	0.0	0.0	87.5	0.0	5.1	2.7
Total incidents	22	327	51	76	113	16	1	98	709

Source: 2019-2020 NCVS-R Field Test

Note: Shaded cells indicate where the TOC classification matches the screener series. Series crimes are counted only once, rather than the total number used to calculate the victimization rate.

**Table 7-3d. Victimization Screener series triggering the CIR by TOC classification, Condition 1 (row percentages)**

Screener series	TOC classification							Total incidents	
	Other Theft or attempt	Burglary	Motor Vehicle Theft or attempt	Assault and other personal	Rape or Sexual Assault	Unwanted sexual contact	Not coded*	Number	Percent
Theft	65.1	13.7	1.8	6.0	0.0	0.4	13.0	284	39.7
Break-in	6.2	38.5	1.5	4.6	6.2	0.0	43.1	65	9.1
Motor Vehicle Theft	51.9	3.7	9.3	1.9	0.0	0.0	33.3	54	7.5
Attack by where	18.7	4.1	1.6	49.6	0.8	0.0	25.2	123	17.2
Attack by how	0.0	0.0	0.0	46.7	1.1	3.3	48.9	92	12.8
Known offender	27.7	4.3	0.0	19.1	10.6	4.3	34.0	47	6.6
Rape or Sexual Assault	0.0	0.0	0.0	0.0	62.5	37.5	0.0	8	1.1
Call police	33.3	0.0	0.0	25.0	0.0	0.0	41.7	12	1.7
Not call police	17.6	0.0	0.0	17.6	0.0	0.0	64.7	17	2.4
FR added incident	42.9	7.1	0.0	0.0	0.0	0.0	50.0	14	2.0
Total incidents	37.2	10.3	1.8	19.6	2.2	1.3	27.7	716	

Source: 2019-2020 NCVS-R Field Test

\* Not coded means that the incident did not meet the definition of an NCVS crime or was identified as a duplicate.

Note: Shaded cells indicate where the TOC classification matches the screener series. Series crimes are counted only once, rather than the number in the victimization rate.

**Table 7-3e. Victimization Screener series triggering the CIR by TOC classification, Condition 2 IL (row percentages)**

Screener series	TOC classification								Total incidents	
	Motor Vehicle Theft or attempt	Other Theft or attempt	Burglary	Vandalism	Assault and other personal	Rape or Sexual Assault	Unwanted sexual contact	Not coded*	Number	Percent
Motor Vehicle Theft	72.7	4.5	2.3	2.3	0.0	0.0	0.0	18.2	44	6.5
Motor Vehicle parts Theft	0.0	86.0	0.0	0.0	0.0	0.0	0.0	14.0	43	6.4
Theft or Attempted Theft	0.0	73.9	5.8	0.6	4.2	0.3	0.0	11.8	330	49.1
Break-in	0.0	0.0	65.5	0.0	3.4	0.0	0.0	31.0	29	4.3
Vandalism	0.0	4.3	1.4	78.3	5.8	0.0	0.0	7.2	69	10.3
Attack	0.0	0.7	0.0	0.0	65.0	4.3	1.4	30.0	140	20.8
Rape or Sexual Assault	0.0	0.0	0.0	0.0	0.0	47.1	0.0	52.9	17	2.5
Total incidents	4.8	42.7	6.0	8.5	16.4	2.2	0.3	17.6	100.0	

Source: 2019-2020 NCVS-R Field Test

\* Not coded means that the incident did not meet the definition of an NCVS crime or was identified as a duplicate.

Note: Shaded cells indicate where the TOC classification matches the screener series. Series crimes are counted only once, rather than the number in the victimization rate.

**Table 7-3f. Victimization Screener series triggering the CIR by TOC classification, Condition 2 NIL (row percentages)**

Screener series	TOC classification								Total incidents	
	Motor Vehicle Theft or attempt	Other Theft or attempt	Burglary	Vandalism	Assault and other personal	Rape or Sexual Assault	Unwanted sexual contact	Not coded*	Number	Percent
Motor Vehicle Theft	44.4	13.9	2.8	0.0	2.8	0.0	0.0	36.1	36	5.1
Motor Vehicle parts Theft	3.4	74.6	0.0	3.4	0.0	0.0	0.0	16.9	59	8.3
Theft or Attempted Theft	1.1	75.3	6.6	0.6	6.1	0.3	0.0	9.4	361	50.9
Break-in	0.0	5.3	57.9	0.0	10.5	2.6	0.0	23.7	38	5.4
Vandalism	0.0	4.7	4.7	83.7	2.3	0.0	0.0	3.5	86	12.1
Attack	0.0	0.0	0.0	0.0	76.4	0.0	0.9	21.8	110	15.5
Rape or Sexual Assault	0.0	0.0	0.0	0.0	0.0	73.7	0.0	26.3	19	2.7
Total incidents	3.1	46.1	7.2	10.7	15.9	2.3	0.1	13.8	100.0	

Source: 2019-2020 NCVS-R Field Test

\* Not coded means that the incident did not meet the definition of an NCVS crime or was identified as a duplicate.

Note: Shaded cells indicate where the TOC classification matches the screener series. Series crimes are counted only once, rather than the number in the victimization rate.

## Discussion

Generally, the screener series and ultimate TOC codes align much more closely in Condition 2 than in Condition 1. This result is not surprising given the direction that the redesign took. It suggests that the redesigned CIR is efficient in classifying victimizations with fewer questions than are asked in the current NCVS.

All of the redesigned Victimization Screener series contributed materially to the total number of relevant victimizations identified. For the current NCVS, the call police and not call police series contributed only about 2 percent each to the overall number of Condition 1 victimizations, and about half of those victimizations turned out not to be NCVS crimes.

Overall, the evidence suggests that the redesigned screener and the use of screener information to guide the CIR had no deleterious effects. The exception is the routing of Attempted Thefts and Motor Vehicle Thefts discussed in Chapter 4. All of the metrics examined in this chapter indicate that the Condition 2 approach was more efficient without loss of information. Both the IL and NIL had a lower proportion of CIRs end up without being coded as an NCVS crime, even though Condition 2 respondents reported many more incidents in the screener than did Condition 1 respondents.

There is limited evidence in this analysis supporting either the IL or the NIL over the other. The NIL had slightly fewer incidents end up without an NCVS TOC code, and there was some evidence supporting the idea put forward earlier that the NIL did a better job of identifying Burglaries and Robberies than did the IL.

## 8. Summary and Conclusions

This report has addressed three overarching questions related to the redesign of the NCVS:

1. How did the redesign affect the victimization rates?
2. How did the redesign affect data quality and burden?
3. Which interleaving treatment performed better within the redesigned questionnaires?

On balance, we recommend moving forward with the redesigned questionnaire. This chapter briefly summarizes the results with respect to each of the above questions in support of this recommendation. It also discusses issues that would benefit from further investigation.

### 8.1 How Did the Redesign Affect the Victimization Rates?

The Field Test was designed to compare the current NCVS instrument and procedures (Condition 1) with the redesigned survey (Condition 2). With the exception of RSA, the redesigned survey was not intended to significantly change estimates of victimization relative to the ongoing NCVS. The analysis in Chapter 4 showed that Condition 2 did significantly increase the rates for both violent and property crimes. For property crimes, the “Other Theft” category exhibited a substantial increase. We believe that this increase is the result of changing the way screener probes are administered. On the NCVS, respondents are read a long list of probes before being asked for a

response, while the redesigned screener asked respondents to react to subsets of the probes. The Condition 2 procedure is more conversational, and it may promote better recall by asking the respondent to consider each subset of examples separately. This approach also makes it easier for both the interviewer and respondent to keep track of incidents as they are recalled.

The evidence to support this explanation for the difference in rates includes the following:

- Condition 2 respondents, both IL and NIL, responded affirmatively to screener probes about 50 percent more often than did Condition 1 respondents.
- The 50 percent differential carried through the CIR and TOC coding process despite a Condition 2 cap of 4 CIRs per screener series, indicating that what respondents were reporting were additional NCVS crimes.
- The largest differences in rates were for generally less salient incidents, including Simple Assault and Other Theft. Across all incidents, Condition 2 victimizations were on average less likely to be reported to the police, were less likely to cause emotional distress, and had a lower economic cost than did Condition 1 victimizations.

The large difference in Motor Vehicle Theft between the two surveys is almost entirely due to a much higher rate of attempts. This is likely an artifact of the order of the screener series and the way the two instruments treat incidents when a vehicle is broken into. The current NCVS screener asks first about Theft, and then about MV Theft and MV Parts Theft specifically. The Field Test version of the redesigned survey asked first about MV Theft, then MV Parts Theft, then Other Theft. If someone stole or tried to steal something inside a vehicle, it would likely be reported in the Theft screener series on the NCVS, but could well have been reported as Attempted MV Theft in the Condition 2 Field Test screener. We have recommended returning to the NCVS sequence in the screener going forward.

Within the CIR, the NCVS first asks what the person tried to steal. If someone breaks into a vehicle and tries to steal something on the front seat, it is classified as an Attempted Theft. For Condition 2, there is no such follow-up if the respondent reports the incident at the MV Theft screener series. It could be that, for Condition 2, Attempted Thefts from vehicles were misclassified as Attempted MV Thefts. If someone breaks into a vehicle but does not take anything, the Condition 2 Field Test instrument was unable to differentiate between Attempted MV Theft, Attempted Theft, and Vandalism. We have also recommended several changes to the CIR to address these issues.

The evidence supports moving forward with the redesigned questionnaire, with the modifications recommended here. Condition 2 identified more incidents meeting the definition of an NCVS crime than did Condition 1, and it did so more efficiently.

## 8.2 How Did the Redesign Affect Data Quality and Burden?

Several measures of data quality and respondent burden indicate that the design changes achieved their intended goals. By using information from the screener to drive the skip patterns on the CIR, the redesign reduced the median time to administer CIRs (from 16.7 minutes for C1 to 14.1 minutes [IL] and 14.5 minutes [NIL]). One fear was that the Condition 2 strategy would result in the misclassification of events. For example, the CIR routing might be incorrect because screener responses were not accurate or complete. Aside from the issue with MV Theft, noted in Section 8.1, no such issues were found for Condition 2. Condition 2 had a lower rate of incident reclassification

based on the respondent narrative than did Condition 1, and more Condition 2 CIRs wound up coded as NCVS crimes than did Condition 1 CIRs. Of particular note, routing for the Condition 1 instrument was incorrect in several instances because of the misinterpretation of the presence question by either the interviewer or the respondent. The redesigned instrument seemed to eliminate this problem.

The overall level of missing data for the Condition 2 questions asked of everyone generally ranged between 0 and 4 percent. Victimization Screener items had missing data rates of 1 percent or less. Household income had the highest level of missing data; overall, 19 percent of respondents could not be classified into the most detailed categories. This level of missingness is comparable to that of other surveys, including the NCVS. The next highest levels of missing data for Condition 2 were the police ask-all items. This finding was expected, based on pretesting. Some respondents do not feel qualified to evaluate the police.

Some Condition 2 CIR questions showed higher rates of missing data than in the Victimization screener and demographic items, notably in the Offender Characteristics and Vandalism sections. However, missing rates overall were generally under 5 percent. Condition 2 interviewers could just “Enter” through screens, while in Condition 1 all questions required an entry before going to the next question. Most, but not all, Condition 1 questions allowed standard codes for “Don’t know” and “Refused”; these codes were not used in Condition 2.

The redesign added a number of questions. For the modules that were common between Condition 1 and Condition 2, personal and household characteristics were added. When we compared the two surveys for just the common modules, Condition 1 averaged 3 minutes less to administer than Condition 2. The Condition 2 instrument also added new modules, including the ask-all questions and more personal characteristics. The new modules added approximately 4 minutes to the overall average time to administer. Not all of the added items are to be asked at each interview.

With respect to perceived burden, the two conditions were very similar. A large majority of respondents said they would complete the survey again if asked (75%), which did not differ by condition. Virtually no one said that the survey was either difficult or very difficult (1-2%). There were no differences between the conditions with respect to the perceived sensitivity of the questions. The one difference we found was that a higher, but not significantly different, percentage of Condition 2 respondents said the survey was too long (6% vs. 10%). However, consistent with the timing data, as the number of CIRs increased, this difference reversed direction: Condition 1 respondents completing two or more CIRs were more likely to say the survey was too long. Overall, it seems that the perceptions of burden under the two conditions were largely related to the actual length of time to complete the instruments.

Again, the evidence here supports moving forward with the redesigned questionnaire. It collects more information than the current NCVS, with a modest increase in actual respondent burden and little difference in perceived burden.

## 8.3 Comparison of the Condition 2 IL and NIL Treatments

---

In the previous two sections, we have seen that the redesigned questionnaire has several advantages over the current NCVS, besides updates and additions to survey content:

- The Condition 2 Victimization Screener identifies more NCVS crimes than the Condition 1 screener.

- The redesigned screener leads to more efficient administration of the CIR, and reduces reliance on interviewer interpretation, including in identifying duplicate incidents.
- The redesigned questionnaire also reduces the proportion of CIRs determined not to be an NCVS crime.

The “cost” of these advantages, including collection of additional demographic information, is about a three-minute increase in administration time for the elements common to the Condition 1 and Condition 2 interviews.

The main disadvantage of the Condition 2 instrument in the Field Test had to do with missing data:

- Condition 2 respondents requiring more than one CIR were less likely than Condition 1 respondents to complete all required CIRs.
- Some Condition 2 item missing rates were higher than would be desirable.

We believe that these factors are largely idiosyncratic to the Field Test, and should not be significant issues in NCVS production:

- The Condition 2 questionnaire program allowed interviewers to just “Return” through most questionnaire screens; this was not the case in Condition 1.
- Each Condition 2 CIR began with a reminder that respondents could skip any question, also not the case in Condition 1.

The difference between the IL and NIL treatments is in the position and number of follow-up probes in (IL) or immediately after (NIL) the Victimization Screener. We believe that the Field Test demonstrated that the NIL treatment is superior to the IL for the following reasons:

- The NIL provided more detail essential to classifying by type of crime, especially for identifying Burglaries and Robberies. It also resulted in a higher proportion than the IL of reported victimizations being classified as some type of NCVS crime.
- The NIL ensured that respondents other than the household respondent would have a chance to report Break-ins and MV Theft associated with other types of crime.
- The NIL probe wording is generally simpler and conforms more closely to the scope of crime types of interest than that of the IL treatment.

As described in Section 5.3, we do recommend eliminating some of the NIL follow-up probes that were not productive in the Field Test:

- The probe for MV Theft for incidents classified as MV Parts Theft or Theft/Attempted Theft;
- The probe for MV Parts Theft;

- The probes for Theft and Attempted Theft for incidents classified as MV Theft, MV Parts Theft, Attack, and RSA<sup>24</sup>;
- The probe for Attack for incidents classified as RSA; and
- The probe for RSA *unless* the incident is classified as an Attack.

## 8.4 Lessons Learned and Additional Research

---

This report has covered many basic comparisons between the current NCVS instruments and procedures (Field Test Condition 1) and the redesigned survey (Condition 2) to allow BJS to make decisions about the NCVS questionnaire content and format going forward. With some minor qualifications, the Field Test results indicate that the redesign changes worked as intended. Further, the non-interleaved version of the redesigned questionnaire appeared to perform better than the interleaved version and is the recommended approach.

Lessons learned from the Field Test include the following:

- Relatively small changes to the screener can have big effects on the rates. Even though for most screening series (exception being RSA) the content of the redesigned survey was very similar to the current NCVS, changing the questioning strategy produced higher rates. The same examples were used for many of the screener probes. However, the effect of asking separate questions within each screener series, rather than a single answer as in the NCVS, produced significantly higher rates for certain types of crimes.
- Changes to the wording of the Rape and Sexual Assault questions increased the number of incidents reported on the survey. Paired with a more targeted set of questions on the CIR, the revised instrument was able to collect important details needed to classify incidents into an appropriate category. A few respondents did not answer any of the RSA screener questions, but item nonresponse in this screener series was only about 1 percent. Respondents reporting RSA incidents had very low rates of item nonresponse in the CIR section asking for details of what happened.
- Victimization experiences are multifaceted and extremely varied; a standardized survey instrument can have difficulty characterizing these experiences. This difficulty in turn requires a significant amount of interpretation by processing staff reviewing coded responses and narratives. The redesign attempted to reduce the need for such interpretation (e.g., by reducing reliance on the ambiguous concept of “presence”) but only partly succeeded. Field Test processing staff reclassified a proportion of incidents through this kind of review. Listening to interviews revealed that many respondents still view the questions as redundant. This perception adds to burden and, in some cases, response error. Future research should consider ways to transition from a strictly structured interview to a more open-ended protocol. The redesigned instrument attempted to reduce burden by not re-asking previously answered questions. One long-term redesign goal should be to allow respondents to describe their experiences in their own words, then have interviewers fill in details with structured probes. Such a procedure collects incident details in the Crime Survey of England and Wales (CSEW). At the beginning of the incident form, the interviewer asks

---

<sup>24</sup> Incidents classified as Attack or RSA in the screener are asked about Theft in CIR item A10.

what happened. They can then fill in basic incident details (e.g., property was stolen, attempted theft, property damage, contact with offender, use of force, threatened use of force, sexual element).<sup>25</sup> If needed information is missing, they ask the respondent. A number of NCVS questions allowed interviewers to verify previously reported information, but there is no formal process to collect details in a narrative and then verify them or ask if necessary. Starting the CIR by simply asking the respondent “What happened?” could make the CIR more conversational and less burdensome.

- For respondents reporting multiple victimizations, the interview can be long and tiring. Respondents’ fatigue may affect their ability to recall details or willingness to report additional information. In the context of a panel survey, such fatigue may reduce motivation to respond at future waves. The NCVS should consider methods to sample incidents in the screener.
- The Police Ask-all and Community Measures modules were intended in part to engage respondents before they were asked about victimization. Interviewers who worked both Condition 1 and Condition 2 cases indicated that these questions served this purpose.
- The Field Test benefitted greatly from recording the interviews whenever the respondent provided consent. The recordings supplemented the questionnaire responses and the incident narratives in post-interview processing, and in detailed analyses of the redesigned questionnaire’s performance. They also provided insights into what interviewers and respondents say during interviews. The NCVS should adopt a program to record interviews to provide additional quality control, assess the data in post-processing, and conduct future research.
- The concept of series crimes has two related but not entirely overlapping goals: (1) to reduce the burden on respondents reporting multiple victimizations and (2) to avoid asking about a group of incidents about which respondents cannot report separate details. Both are worthwhile goals. BJS should explore how the current procedure is being implemented with the intent that it be consistent with one of these two goals. The exploration could include reviewing recorded interviews or conducting re-interviews with respondents reporting series crimes, for example.
- The redesigned screener provides incident-specific information on the general type of crime. As we saw in Chapter 7, there was a strong correlation between where in the screener an incident was reported and what TOC code was eventually assigned. This information can assist in imputation for missing CIRs. These data should also be considered for reducing burden for those who report many CIRs. For example, when a large number of incidents are identified at the screener, the instrument could sample incidents and impute TOC classifications for those not sampled. Many large federal surveys impute data for critical variables. For example, the National Survey on Drug Abuse and Health imputes drug and alcohol use items.

---

<sup>25</sup> [Crime and justice methodology - Office for National Statistics \(ons.gov.uk\)](#) See Section 7.3, 7.4 of questionnaire..



Additional research topics that will be explored include the following:

- Results from a field test of a self-administered version of the redesigned questionnaire (Condition 3);
- Measurement of crime in the NCVS, focusing in depth on changes to the questionnaire and the effects on estimates of victimization;
- The NCVS Crime Incident Report, focusing on changes in what information the NCVS collects on characteristics of victimization and how that information is collected;
- Police Ask-all and Community Measures, presenting detailed results of the two new modules fielded as part of Condition 2 in the Field Test; and
- Analysis and evaluation of the enhanced questions on Rape and Sexual Assault.

## References

- Berzofsky, M., and Carrillo-Garcia, I. (2016). *Determining the optimal number of interview waves in the National Crime Victimization Survey: Evaluation and recommendations* (Bureau of Justice Statistics, R&D 2016-5, NCJ 249878). Washington, DC: Bureau of Justice Statistics, U.S. Department of Justice.
- Brick, J.M., Lohr, S., Giambo, P., Broene, P., Edwards, W.S., Jones, R., and Lim, Y (2020). *National Crime Victimization Survey Local-Area Crime Survey Field Test Methodology Report*. (Third-party report, NCJ 254519). Washington, DC: Bureau of Justice Statistics, U.S. Department of Justice.
- Biderman, A.D., and Cantor, D. (1984). A longitudinal analysis of bounding, respondent conditioning and mobility as sources of panel bias in the National Crime Survey. *Proceedings of the Survey Research Methods Section, American Statistical Association* (pp. 708-713). Alexandria, VA: American Statistical Association.
- Biderman, A.D., Cantor, D., Lynch, J.P., and Martin, E. (1986). *Final report of the National Crime Survey redesign*. Washington, DC: Bureau of Social Science Research.
- Bushery, J. (1981). Recall biases for different reference periods in the National Crime Survey. *Proceedings of the Survey Research Methods Section, American Statistical Association*. Alexandria, VA: American Statistical Association.
- Cantor, D., Steiger, D.M., Townsend, R., Hartge, J.Y., Fay, R.E., Warren, A., Heaton, L.L., Kaasa, S., Maitland, A., Sun, H., Norman, G., and Jones, M. (2018). *Methodological research to support the National Crime Victimization Survey: Self-report data on rape and sexual assault – Pilot test* (for the Bureau of Justice Statistics). Rockville, MD: Westat.
- Cantor, D., and Williams, D. (2013). *Assessing interactive voice response for the National Crime Victimization Survey*. Washington, DC: Bureau of Justice Statistics, U.S. Department of Justice. Available at: <http://www.bjs.gov/content/pub/pdf/Assessing%20IVR%20for%20the%20NCVS.pdf>
- Center for Behavioral Health Statistics and Quality. (2017). *Evaluation of Imputation Methods for the National Survey on Drug Use and Health*. Substance Abuse and Mental Health Services Administration, Rockville, MD.
- Fisher, B.S. (2009). The effects of survey question wording on rape estimates: Evidence from a quasi-experimental design. *Violence Against Women*, 15, 133-147.
- Krebs, C., Lindquist, C., Berzofsky, M., Shook-Sa, B., Peterson, K., Planty, M., Langton, L., and Stroop, J. (2016). *Campus Climate Survey Validation Study final technical report* (NCJ 249545, R&DP-2015:04). Washington, DC: Bureau of Justice Statistics, U.S. Department of Justice.
- Kindermann, C., Lynch, J., and Cantor, D. (1997) Effects of the Redesign on Victimization Estimates. Bureau of Justice Statistics, NCJ-164381.
- Mercer, A., Caporaso, A., Cantor, D., and Townsend, R. (2015). How much gets you how much? Monetary incentives and response rates in household surveys. *Public Opinion Quarterly*, 79(1), 105-129.
- Morgan, R., and Kena, G. (2017). *Criminal victimization, 2016* (NCJ 251150). Washington, DC: Bureau of Justice Statistics, U.S. Department of Justice.

Morgan, R.E., and Truman, J.L. (2020). *Criminal victimization, 2019* (NCJ 255113). Washington, DC: Bureau of Justice Statistics, U.S. Department of Justice.

Smith, T.W. (1978). In search of house effects: A comparison of responses to various questions by different survey organizations. *Public Opinion Quarterly*, 42, 443-463.

# Appendix 1

Survey Estimates

**Table A3-1. Unweighted and weighted response rates with standard errors, Conditions 1 and 2**

	Unweighted response rate		Weighted response rate					
	Condition 1	Condition 2	Condition 1	SE	Condition 2	SE	Significance test statistic	p-value
1. Roster Interview	39.69	37.98	37.30	0.98	35.80	1.11	1.02	0.32
2. Person Interview, HH Respondent <sup>1</sup>	94.82	92.70	94.63	0.72	92.45	0.60	2.33	0.03
3. Person Interview, HH Respondent <sup>2</sup>	37.63	35.18	35.41	0.87	33.15	1.01	1.70	0.10
4. Person Interview, other adult <sup>3</sup>	55.76	48.26	55.14	2.05	47.47	1.51	3.01	0.01
5. Person Interview, other adult <sup>4</sup>	53.17	44.92	52.46	1.97	44.11	1.43	3.42	<.01
6. Youth Interview <sup>4</sup>	35.31	33.76	34.42	3.37	34.47	3.61	0.01	0.99
7. Household Response Rate <sup>5</sup>	41.58	39.70	39.13	1.00	37.50	1.13	1.08	0.29
8. Overall Person Response Rate <sup>4</sup>	72.56	68.03	72.50	1.08	67.99	0.93	3.16	<.01
9. Final Response Rate <sup>6</sup>	28.80	25.84	27.05	0.95	24.34	0.95	2.01	0.05

<sup>1</sup> Conditional on roster completion.

<sup>2</sup> Combined rate (Row 1 x Row 2).

<sup>3</sup> Conditional on HHR interview completion.

<sup>4</sup> Number of completed interviews/number of eligible persons in roster.

<sup>5</sup> All required interviews complete in household/eligible addresses.

<sup>6</sup> Row 1 x Row 8.

**Table A3-2. Demographic distributions of respondents by NCVS-R Field Test condition and from the American Community Survey (percent in each category)**

Characteristic	Condition 1 (C1)		Condition 2				Significance tests			NCVS 2019 PUF	2019 ACS
	Unwtd count	Weighted percent*	Interleaving (IL)		Non-Interleaving (NIL)		C1 vs. IL	C1 vs NIL	IL vs. NIL		
			Unwtd count	Weighted percent*	Unwtd count	Weighted percent*	p-value	p-value	p-value		
Age <sup>a</sup>							0.34	0.53	0.60		
12-17	114	4.0	71	3.7	86	4.0				8.0	9.3
18-29	422	17.1	292	16.0	288	15.5				15.3	18.2
30-49	820	31.1	614	31.3	633	30.1				29.7	30.5
50-64	712	25.5	478	23.2	553	25.9				24.6	22.7
65+	625	22.3	544	25.8	525	24.6				22.5	19.3
Race/Ethnicity							0.71	0.35	0.31		
Hispanic	305	11.8	254	13.1	271	13.4				13.6	17.3
Non-Hispanic White	1,941	67.5	1,374	65.9	1,475	68.5				68.8	12.8
Non-Hispanic Black	273	10.9	218	11.4	202	10.1				10.3	63.1
Other	246	9.8	183	9.6	158	8.0				7.4	6.7
Sex							0.77	0.41	0.48		
Male	1,328	48.0	987	48.4	1,038	49.3				48.1	48.5
Female	1,442	52.0	1,045	51.7	1,072	50.7				51.9	51.5

\* Field Test percentages are calculated using base (unadjusted) weights.

<sup>a</sup> Age is missing for 138 respondents.

<sup>b</sup> Race is missing for 15 respondents.

<sup>c</sup> Sex is missing for 3 respondents.

**Table A3-3. Rate of violent crime victimizations, by victim and setting characteristics, Condition 1 and Condition 2 IL and NIL**

	Condition 1		Condition 2 IL		Condition 2 NIL <sup>a</sup>		Significance tests						
	Unwtd n	Rate	Unwtd n	Rate	Unwtd n	Rate	C1 vs. IL		C1 vs. NIL <sup>a</sup>		IL vs. NIL <sup>a</sup>		
							t-value	p-value	t-value	p-value	t-value	p-value	
Sex													
Male	103	75.5	75	82.7	107	126.9	-0.339	0.74	-2.289	0.03	-1.751	0.09	
Female	76	53.5	73	98.9	71	90.4	-1.649	0.11	-1.536	0.14	0.244	0.81	
Age													
12-17	2	13.8	19	286.9	8	128.0	-2.385	0.02	-2.508	0.02	1.288	0.21	
18-29	60	141.2	26	96.2	43	188.2	1.225	0.23	-0.571	0.57	-1.301	0.20	
30-49	60	68.6	53	83.3	45	79.8	-0.635	0.53	-0.380	0.71	0.120	0.91	
50-64	47	66.5	37	83.4	50	118.1	-0.542	0.59	-1.570	0.13	-0.795	0.43	
65+	7	10.7	10	19.1	28	55.9	-1.086	0.29	-1.799	0.08	-1.344	0.19	
Marital status													
Currently married	64	44.2	63	57.2	56	63.6	-0.593	0.56	-0.723	0.48	-0.250	0.80	
Other <sup>b</sup>	115	82.8	85	122.1	122	148.3	-1.493	0.15	-2.340	0.03	-0.742	0.46	
Was anyone else in the room													
Yes	42	57.8	45	95.2	36	96.6	-1.195	0.24	-1.013	0.32	-0.039	0.97	
No	72	46.9	82	101.9	118	123.4	-2.112	0.04	-3.130	0.00	-0.733	0.47	
Anyone heard answers													
Yes	49	69.9	34	81.9	37	113.0	-0.365	0.72	-0.878	0.39	-0.697	0.49	
No	110	53.0	114	95.2	140	107.0	-2.009	0.05	-3.001	0.01	-0.535	0.60	

Note: Rate is per 1,000 persons age 12 or older.

<sup>a</sup> Some Condition 2 NIL estimates and significance tests have changed from those in the originally published report

<sup>b</sup> "Other" includes widowed, divorced, separated, never married

Table A4-1. Number and rate of violent victimizations, by type of crime, Condition 1 and Condition 2 IL and NIL, age 12 or older

Type of crime	Condition 1			Condition 2 IL			Condition 2 NIL <sup>a</sup>			Significance tests					
	Unwtd number	Weighted number	Rate per 1,000	Unwtd number	Weighted number	Rate per 1,000	Unwtd number	Weighted number	Rate per 1,000	C1 vs. IL		C1 vs. NIL <sup>a</sup>		IL vs. NIL <sup>a</sup>	
										t-value	p-value	t-value	p-value	t-value	p-value
Violent crime	152	17,285,030	64.2	118	24,528,577	91.1	118	26,169,043	108.3	-1.52	0.14	-2.52	0.02	-0.85	0.40
Rape/Sexual Assault	16	1,272,461	4.7	17	2,610,909	9.7	16	5,521,721	20.5	-0.95	0.35	-1.55	0.13	-1.04	0.31
Robbery	26	2,558,872	9.5	13	1,698,704	6.3	30	7,283,384	27.0	0.94	0.36	-1.80	0.08	-2.11	0.04
Assault	110	13,453,697	50.0	88	20,218,963	75.1	72	16,363,939	60.8	-1.80	0.08	-1.11	0.28	1.18	0.25
Aggravated Assault	34	3,845,696	14.3	23	3,907,184	14.5	18	3,545,784	13.2	-0.07	0.95	0.25	0.80	0.29	0.78
Simple Assault	76	9,608,002	35.7	65	16,311,779	60.6	54	12,818,154	47.6	-1.93	0.06	-1.15	0.26	1.23	0.23
Violent crime excluding Simple Assault	76	7,677,028	28.5	53	8,216,798	30.5	64	16,350,889	60.7	-0.30	0.77	-2.14	0.04	-1.92	0.07
Personal Theft	4	371,572	1.4	6	826,914	3.1	11	1,759,316	6.5	-0.96	0.35	-1.73	0.09	-1.06	0.30

Note: Rate is per 1,000 persons age 12 or older.

<sup>a</sup> Some Condition 2 NIL estimates and significance tests have changed from those in the originally published report



Table A4-1a. Number and rate of violent victimizations, by type of crime, Condition 1 and Condition 2 IL and NIL, age 18 or older

Type of crime	Condition 1			Condition 2 IL			Condition 2 NIL <sup>a</sup>			Significance tests					
	Unwtd number	Weighted number	Rate per 1,000	Unwtd number	Weighted number	Rate per 1,000	Unwtd number	Weighted number	Rate per 1,000	C1 vs. IL		C1 vs. NIL <sup>a</sup>		IL vs. NIL <sup>a</sup>	
										t-value	p-value	t-value	p-value	t-value	p-value
Violent crime	150	16,941,733	69.3	108	17,711,915	72.1	110	25,909,057	106.3	-0.18	0.86	-2.08	0.05	-1.98	0.06
Rape/Sexual Assault	16	1,272,461	5.2	17	2,610,909	10.6	16	5,521,721	22.6	-0.95	0.35	-1.54	0.14	-1.03	0.31
Robbery	26	2,558,872	10.5	13	1,698,704	6.9	28	6,390,459	26.2	0.95	0.35	-1.46	0.16	-1.77	0.09
Assault	108	13,110,400	53.6	78	13,402,301	54.6	66	13,996,877	57.4	-0.07	0.94	-0.35	0.73	-0.25	0.80
Aggravated Assault	34	3,845,696	15.7	22	3,591,472	14.6	18	3,545,784	14.5	0.29	0.77	0.25	0.81	0.02	0.99
Simple Assault	74	9,264,704	37.9	56	9,810,829	40.0	48	10,451,092	42.9	-0.17	0.87	-0.43	0.67	-0.30	0.76
Violent crime excluding Simple Assault	76	7,677,028	31.4	52	7,901,085	32.2	62	15,457,964	63.4	-0.11	0.91	-1.97	0.06	-1.84	0.08
Personal Theft	4	371,572	1.5	6	826,914	3.4	10	1,532,009	6.3	-0.96	0.35	-1.53	0.14	-0.86	0.40

Note: Rate is per 1,000 persons age 18 or older.

<sup>a</sup> Some Condition 2 NIL estimates and significance tests have changed from those in the originally published report

**Table A4-2. Number and rate of property victimizations, by type of crime, Condition 1 and Condition 2 IL and NIL, reported by respondents age 12 or older**

Type of crime	Condition 1			Condition 2 IL			Condition 2 NIL			Significance tests					
	Unwtd number	Weighted number	Rate per 1,000	Unwtd number	Weighted number	Rate per 1,000	Unwtd number	Weighted number	Rate per 1,000	C1 vs. IL		C1 vs. NIL		IL vs. NIL	
										t-value	p-value	t-value	p-value	t-value	p-value
Total Property Victimization excluding Vandalism	353	26,100,656	216.0	357	33,854,964	280.2	396	38,182,344	316.1	-2.77	0.01	-2.75	0.01	-1.12	0.27
Burglary/Trespassing	74	4,460,569	36.9	40	3,461,233	28.7	51	6,866,159	56.8	0.82	0.42	-1.01	0.32	-1.65	0.11
Burglary	46	2,734,122	22.6	24	2,066,105	17.1	41	5,929,799	49.1	0.87	0.39	-1.70	0.10	-2.04	0.05
Trespassing	28	1,726,447	14.3	16	1,395,128	11.5	10	936,360	7.8	0.47	0.64	0.98	0.34	1.14	0.26
Motor Vehicle Theft	13	991,963	8.2	32	3,788,467	31.4	21	1,858,568	15.4	-3.35	<0.01	-1.42	0.17	2.44	0.02
Completed Motor Vehicle Theft	12	933,420	7.7	10	1,138,331	9.4	4	307,439	2.5	-0.35	0.73	1.82	0.08	1.83	0.08
Attempted Motor Vehicle Theft	1	58,542	0.5	22	2,650,136	21.9	17	1,551,129	12.8	-3.77	<0.01	-3.25	<0.01	1.38	0.18
Other Theft	266	20,648,124	170.9	285	26,605,263	220.2	324	29,457,616	243.8	-2.18	0.04	-3.11	<0.01	-0.81	0.43
Vandalism	N/A	N/A	N/A	56	5,565,442	46.1	76	7,161,888	59.3	N/A	N/A	N/A	N/A	-1.08	0.29

Note: Rate is per 1,000 households.

N/A: Not applicable; Vandalism was not included in Condition 1.

**Table A4-2a. Number and rate of property victimizations, by type of crime, Condition 1 and Condition 2 IL and NIL, reported by respondents age 18 or older**

Type of crime	Condition 1			Condition 2 IL			Condition 2 NIL			Significance tests					
	Unwtd number	Weighted number	Rate per 1,000	Unwtd number	Weighted number	Rate per 1,000	Unwtd number	Weighted number	Rate per 1,000	C1 vs. IL		C1 vs. NIL		IL vs. NIL	
										t-value	p-value	t-value	p-value	t-value	p-value
Total Property Victimitizations excluding Vandalism	342	25,489,889	211.0	346	32,675,652	270.5	376	36,393,039	301.2	-2.59	0.02	-2.56	0.02	-0.97	0.34
Burglary/Trespassing	74	4,460,569	36.9	40	3,461,233	28.7	49	6,726,749	55.7	0.82	0.42	-0.97	0.34	-1.63	0.12
Burglary	46	2,734,122	22.6	24	2,066,105	17.1	39	5,790,389	47.9	0.87	0.39	-1.66	0.11	-2.02	0.05
Trespassing	28	1,726,447	14.3	16	1,395,128	11.5	10	936,360	7.8	0.47	0.64	0.98	0.34	1.14	0.26
Motor-Vehicle Theft	13	991,963	8.2	32	3,788,467	31.4	20	1,806,534	15.0	-3.35	<.01	-1.33	0.19	2.44	0.02
Completed Motor-Vehicle Theft	12	933,420	7.7	10	1,138,331	9.4	4	307,439	2.5	-0.35	0.73	1.82	0.08	1.83	0.08
Attempted Motor-Vehicle Theft	1	58,542	0.5	22	2,650,136	21.9	16	1,499,095	12.4	-3.77	<.01	-3.13	<.01	1.45	0.16
Other Theft	255	20,037,357	165.9	274	25,425,951	210.5	307	27,859,756	230.6	-2.09	0.05	-2.93	<.01	-0.71	0.49
Vandalism	N/A	N/A	N/A	56	5,565,442	46.1	76	7,161,888	59.3	N/A	N/A	N/A	N/A	-1.08	0.29

Note: Rate is per 1,000 households.

N/A: Not applicable; Vandalism was not included in Condition 1.

**Table A4-3. Number and rate of violent victimizations, by type of crime, Condition 1 and Condition 2 IL and NIL, without series adjustment**

Type of crime	Condition 1 (C1)			Condition 2 IL			Condition 2 NIL <sup>a</sup>			Significance tests					
	Unwtd number	Weighted number	Rate per 1,000	Unwtd number	Weighted number	Rate per 1,000	Unwtd number	Weighted number	Rate per 1,000	C1 vs. IL		C1 vs. NIL <sup>a</sup>		IL vs. NIL <sup>a</sup>	
										t-value	p-value	t-value	p-value	t-value	p-value
Violent crime	152	15,118,968	56.1	118	18,846,622	70.0	118	20,457,754	76.0	-1.04	0.31	-1.70	0.10	-0.52	0.61
Rape/Sexual Assault	16	1,272,461	4.7	17	2,610,909	9.7	16	2,116,875	7.9	-0.95	0.35	-0.91	0.37	0.42	0.67
Robbery	26	2,558,872	9.5	13	1,698,704	6.3	30	5,909,262	21.9	0.94	0.36	-2.22	0.04	-2.73	0.01
Assault	110	11,287,635	41.9	88	14,537,009	54.0	72	12,431,617	46.2	-1.20	0.24	-0.49	0.63	1.30	0.21
Aggravated Assault	34	3,257,566	12.1	23	3,907,184	14.5	18	2,781,219	10.3	-0.75	0.46	0.69	0.50	1.18	0.25
Simple Assault	76	8,030,069	29.8	65	10,629,824	39.5	54	9,650,397	35.8	-1.15	0.26	-0.71	0.48	0.59	0.56
Violent crime excluding Simple Assault	76	7,088,899	26.3	53	8,216,798	30.5	64	10,807,356	40.1	-0.63	0.53	-2.15	0.04	-1.09	0.29
Personal Theft	4	371,572	1.4	6	826,914	3.1	11	1,759,316	6.5	-0.96	0.35	-1.73	0.09	-1.06	0.30

Note: Rate is per 1,000 persons age 12 or older.

<sup>a</sup> Some Condition 2 NIL estimates and significance tests have changed from those in the originally published report

**Table A4-4. Number and rate of property victimizations, by type of crime, Condition 1 and Condition 2 IL and NIL, without series adjustment**

Type of crime	Condition 1 (C1)			Condition 2 IL			Condition 2 NIL			Significance tests					
	Unwtd number	Weighted number	Rate per 1,000	Unwtd number	Weighted number	Rate per 1,000	Unwtd number	Weighted number	Rate per 1,000	C1 vs. IL		C1 vs. NIL		IL vs. NIL	
										t-value	p-value	t-value	p-value	t-value	p-value
Total Property Victimization excluding Vandalism	353	24,094,221	199.4	357	31,579,502	261.4	396	35,283,168	292.1	-2.44	0.02	-2.84	0.01	-1.19	0.24
Burglary/Trespassing	74	4,460,569	36.9	40	3,461,233	28.7	51	5,103,922	42.2	0.82	0.42	-0.39	0.70	-1.48	0.15
Burglary	46	2,734,122	22.6	24	2,066,105	17.1	41	4,167,561	34.5	0.87	0.39	-1.48	0.15	-2.10	0.05
Trespassing	28	1,726,447	14.3	16	1,395,128	11.5	10	936,360	7.8	0.47	0.64	0.98	0.34	1.14	0.26
Motor Vehicle Theft	13	991,963	8.2	32	3,093,030	25.6	21	1,858,568	15.4	-2.72	0.01	-1.42	0.17	1.65	0.11
Completed Motor Vehicle Theft	12	933,420	7.7	10	1,138,331	9.4	4	307,439	2.5	-0.35	0.73	1.82	0.08	1.83	0.08
Attempted Motor Vehicle Theft	1	58,542	0.5	22	1,954,700	16.2	17	1,551,129	12.8	-3.77	<.01	-3.25	<.01	0.61	0.54
Other Theft	266	18,641,689	154.3	285	25,025,238	207.1	324	28,320,678	234.4	-2.59	0.02	-3.37	<.01	-1.15	0.26
Vandalism	N/A	N/A	N/A	56	4,920,693	40.7	76	6,538,973	54.1	N/A	N/A	N/A	N/A	-1.36	0.19

Note: Rate is per 1,000 households.

N/A: Not applicable; Vandalism was not included in Condition 1.

**Table A4-5. Number and percent of persons who were victims of violent crime, by type of crime, Condition 1 and Condition 2 IL and NIL, age 12 and older**

Type of crime	Condition 1 (C1)			Condition 2 IL			Condition 2 NIL			Significance tests					
	Unwtd number of victims <sup>a</sup>	Weighted number of victims <sup>a</sup>	Percent of persons <sup>b</sup>	Unwtd number of victims <sup>a</sup>	Weighted number of victims <sup>a</sup>	Percent of persons <sup>b</sup>	Unwtd number of victims <sup>a</sup>	Weighted number of victims <sup>a</sup>	Percent of persons <sup>b</sup>	C1 vs. IL		C1 vs. NIL		IL vs. NIL	
										Chi <sup>2</sup>	p-value	Chi <sup>2</sup>	p-value	Chi <sup>2</sup>	p-value
Violent crime	97	10,066,457	3.7	91	14,060,195	5.2	102	15,893,425	5.9	4.08	0.04	8.35	<.01	0.94	0.33
Rape/Sexual Assault	4	377,846	0.1	11	1,528,489	5.7	11	1,730,105	0.6	3.02	0.08	7.16	<.01	0.11	0.75
Robbery	17	1,675,933	0.6	13	1,698,704	0.6	27	4,886,365	1.8	0.00	0.97	6.92	<.01	5.79	0.02
Assault	81	8,431,002	3.1	74	11,903,878	4.4	72	10,667,113	4.0	4.80	0.03	1.59	0.21	1.05	0.31
Aggravated Assault	32	3,094,321	1.2	21	3,517,709	1.3	18	2,387,816	0.9	0.27	0.61	1.19	0.28	1.45	0.23
Simple Assault	55	5,848,543	2.2	56	9,060,920	3.4	54	8,279,297	3.1	4.31	0.04	1.92	0.17	0.32	0.57
Violent crime excl. Simple Assault	49	4,799,698	1.8	42	6,303,644	2.3	54	8,762,155	3.3	1.86	0.17	8.08	<.01	1.92	0.17
Personal Theft	4	371,572	0.1	6	826,914	0.3	10	1,683,909	0.6	0.92	0.34	2.75	<.01	0.98	0.32

<sup>a</sup> Number of persons age 12 or older who experienced at least one violent victimization during the year.

<sup>b</sup> Percent of persons age 12 or older who experienced at least one violent victimization during the year.

**Table A4-5a. Number and percent of persons who were victims of violent crime, by type of crime, Condition 1 and Condition 2 IL and NIL, age 18 and older**

Type of crime	Condition 1 (C1)			Condition 2 IL			Condition 2 NIL			Significance tests					
	Unwtd number of victims <sup>a</sup>	Weighted number of victims <sup>a</sup>	Percent of persons <sup>b</sup>	Unwtd number of victims <sup>a</sup>	Weighted number of victims <sup>a</sup>	Percent of persons <sup>b</sup>	Unwtd number of victims <sup>a</sup>	Weighted number of victims <sup>a</sup>	Percent of persons <sup>b</sup>	C1 vs. IL		C1 vs. NIL		IL vs. NIL	
										Chi <sup>2</sup>	p-value	Chi <sup>2</sup>	p-value	Chi <sup>2</sup>	p-value
Violent crime	95	9,723,160	4.0	83	11,646,231	4.7	94	13,217,731	5.4	0.99	0.32	4.06	0.04	0.73	0.39
Rape/Sexual Assault	4	377,846	0.2	11	1,528,489	0.6	11	1,730,105	0.7	3.02	0.08	6.97	0.01	0.12	0.73
Robbery	17	1,675,933	0.7	13	1,698,704	0.7	25	4,174,443	1.7	0.00	0.98	4.69	0.03	3.96	0.05
Assault	79	8,087,704	3.3	66	9,489,914	3.9	66	8,703,341	3.6	0.85	0.36	0.19	0.67	0.36	0.55
Aggravated Assault	32	3,094,321	1.3	20	3,201,997	1.3	18	2,387,816	1.0	0.01	0.91	1.18	0.28	0.73	0.39
Simple Assault	53	5,505,246	2.3	48	6,646,956	2.7	48	6,315,525	2.6	0.76	0.38	0.30	0.59	0.07	0.80
Violent crime excl. Simple Assault	49	4,799,698	2.0	41	5,987,931	2.4	52	8,050,232	1.1	3.30	0.26	5.32	0.02	1.37	0.24
Personal Theft	4	371,572	0.2	6	826,914	0.3	9	1,456,601	0.6	0.92	0.34	2.09	0.15	0.62	0.43

<sup>a</sup> Number of persons age 18 or older who experienced at least one violent victimization during the year.

<sup>b</sup> Percent of persons age 18 or older who experienced at least one violent victimization during the year.

Table A4-6. Number and percent of households victimized by property crime, by type of crime, Condition 1 and Condition 2 IL and NIL

Type of crime	Condition 1 (C1)			Condition 2 IL			Condition 2 NIL			Significance tests					
	Unwtd number of households <sup>a</sup>	Weighted number of households <sup>a</sup>	Percent of households <sup>b</sup>	Unwtd number of households <sup>a</sup>	Weighted number of households <sup>a</sup>	Percent of households <sup>b</sup>	Unwtd number of households <sup>a</sup>	Weighted number of households <sup>a</sup>	Percent of households <sup>b</sup>	C1 vs. IL		C1 vs. NIL		IL vs. NIL	
										Chi <sup>2</sup>	p-value	Chi <sup>2</sup>	p-value	Chi <sup>2</sup>	p-value
Total Property Victimitizations excluding Vandalism	213	14,774,674	12.2	258	23,208,228	19.2	257	22,802,750	18.9	24.60	<.01	19.61	<.01	0.07	0.79
Burglary/Trespassing	46	2,801,471	2.3	31	2,839,177	2.4	43	4,514,615	3.7	0.00	0.95	2.87	0.09	3.69	0.05
Burglary	31	1,845,423	1.5	16	1,511,074	1.3	33	3,578,255	3.0	0.46	0.50	5.32	0.02	8.19	<.01
Trespassing	19	1,221,498	1.0	15	1,328,103	1.1	10	936,360	0.8	0.06	0.80	0.35	0.55	0.82	0.36
Motor Vehicle Theft	11	793,547	0.7	27	2,618,521	2.2	18	1,551,572	1.3	9.21	<.01	2.85	0.09	2.62	0.11
Completed Motor Vehicle Theft	10	735,004	0.6	10	1,138,331	0.9	4	307,439	0.3	0.53	0.47	3.24	0.07	3.37	0.07
Attempted Motor Vehicle Theft	1	58,542	0.1	17	1,480,190	1.2	14	1,244,133	1.0	22.65	<.01	10.68	<.01	0.23	0.63
Other Theft	180	12,788,873	10.6	219	19,542,640	16.2	224	19,573,068	16.2	17.71	<.01	18.13	<.01	0.00	0.99
Vandalism	N/A	N/A	N/A	49	4,113,124	3.4	58	5,060,874	4.2	N/A	N/A	N/A	N/A	1.26	0.26

<sup>a</sup> Number of households that experienced at least one property victimization during the year.

<sup>b</sup> Percent of households that experienced at least one property victimization during the year.

N/A: Not applicable; Vandalism was not included in Condition 1.



**Table A4-7. Number and rate of violent victimization reported to police, Condition 1 and Condition 2 IL and NIL**

Type of crime	Condition 1			Condition 2 IL			Condition 2 NIL <sup>a</sup>			Significance tests					
	Unwtd number	Weighted number	Rate per 1,000	Unwtd number	Weighted number	Rate per 1,000	Unwtd number	Weighted number	Rate per 1,000	C1 vs. IL		C1 vs. NIL <sup>a</sup>		IL vs. NIL <sup>a</sup>	
										t-value	p-value	t-value	p-value	t-value	p-value
Violent crime	70	8,412,493	31.2	37	7,213,499	26.8	49	12,431,986	46.2	0.47	0.64	-1.14	0.27	-1.49	0.15
Rape/Sexual Assault	4	338,708	1.3	4	768,138	2.9	6	3,012,622	11.2	-0.86	0.40	-1.05	0.30	-0.88	0.38
Robbery	14	1,280,838	4.8	3	418,090	1.6	15	2,966,801	11.0	1.60	0.12	-1.25	0.22	-2.09	0.05
Assault	52	6,792,947	25.2	30	6,027,272	22.4	28	6,452,563	24.0	0.31	0.76	0.18	0.86	-0.21	0.83
Aggravated Assault	17	1,617,074	6.0	10	1,796,308	6.7	11	2,417,499	9.0	-0.30	0.76	-0.81	0.43	-0.63	0.53
Simple Assault	35	5,175,872	19.2	20	4,230,964	15.7	17	4,035,064	15.0	0.39	0.70	0.62	0.54	0.10	0.92
Violent crime excluding Simple Assault	35	3,236,621	12.0	17	2,982,536	11.1	32	8,396,923	31.2	0.24	0.81	-1.82	0.08	-1.78	0.09
Personal Theft	2	232,521	0.9	2	252,063	0.9	3	260,192	1.0	-0.08	0.94	-0.12	0.90	-0.03	0.98

Note: Rate is per 1,000 persons age 12 or older.

<sup>a</sup> Some Condition 2 NIL estimates and significance tests have changed from those in the originally published report

**Table A4-8. Number and rate of property victimization reported to police, Condition 1 and Condition 2 IL and NIL**

Type of crime	Condition 1			Condition 2 IL			Condition 2 NIL			Significance tests					
	Unwtd number	Weighted number	Rate per 1,000	Unwtd number	Weighted number	Rate per 1,000	Unwtd number	Weighted number	Rate per 1,000	C1 vs. IL		C1 vs. NIL		IL vs. NIL	
										t-value	p-value	t-value	p-value	t-value	p-value
Total Property Victimization excluding Vandalism	136	9,135,131	75.6	85	8,924,088	73.9	84	7,674,686	63.5	0.13	0.90	0.74	0.47	1.02	0.32
Burglary/Trespassing	41	2,389,649	19.8	20	1,816,389	15.0	24	2,225,839	18.4	0.64	0.53	0.14	0.89	-0.62	0.54
Burglary	27	1,597,640	13.2	12	1,034,071	8.6	17	1,672,370	13.8	1.09	0.28	-0.11	0.92	-0.96	0.34
Trespassing	14	792,009	6.6	8	782,319	6.5	7	553,468	4.6	0.01	0.99	0.31	0.76	0.61	0.55
Motor Vehicle Theft	9	740,751	6.1	18	2,484,348	20.6	11	1,122,433	9.3	-2.56	0.02	-0.66	0.51	2.03	0.05
Completed Motor Vehicle Theft	9	740,751	6.1	7	895,163	7.4	3	226,080	1.9	-0.31	0.76	1.4	0.17	1.59	0.12
Attempted Motor Vehicle Theft	*	*	*	11	1,589,186	13.2	8	896,353	7.4	-2.85	<.01	-2.35	0.03	1.03	0.31
Other Theft	86	6,004,731	49.7	47	4,623,351	38.3	49	4,326,415	35.8	0.97	0.34	1.53	0.14	0.29	0.77
Vandalism	N/A	N/A	N/A	12	1,057,330	8.8	7	535,151	4.4	N/A	N/A	N/A	N/A	1.30	0.20

Notes: Rate is per 1,000 households.

\* No Attempted MV Thefts were reported in Condition 1.

N/A: Not applicable; Vandalism was not included in Condition 1.

**Table A4-9. Number and percent of violent victimizations reported to police, Condition 1 and Condition 2 IL and NIL**

Type of crime	Condition 1 (C1)		Condition 2 IL		Condition 2 NIL <sup>a</sup>		Significance tests					
	Unwtd number	Percent reported	Unwtd number	Percent reported	Unwtd number	Percent reported	C1 vs. IL		C1 vs. NIL <sup>a</sup>		IL vs. NIL <sup>a</sup>	
							t-value	p-value	t-value	p-value	t-value	p-value
Violent crime	70	48.7	37	29.4	49	42.6	2.06	0.05	0.59	0.56	-1.37	0.18
Rape/Sexual Assault	4	26.6	4	29.4	6	54.6	-0.11	0.92	-0.78	0.44	-0.92	0.37
Robbery	14	50.1	3	24.6	15	40.7	1.37	0.18	0.40	0.69	-0.70	0.49
Assault	52	50.5	30	29.8	28	39.4	1.80	0.08	1.07	0.30	-0.95	0.35
Aggravated Assault	17	42.0	10	46.0	11	68.2	-0.26	0.79	-1.74	0.09	-1.39	0.18
Simple Assault	35	53.9	20	25.9	17	31.5	1.89	0.07	1.78	0.09	-0.46	0.65
Violent crime excluding Simple Assault	35	42.2	17	36.3	32	51.4	0.66	0.51	-0.64	0.53	-1.07	0.30
Personal Theft	2	62.6	2	30.5	3	14.8	1.15	0.26	1.83	0.08	0.80	0.43

Note: Percent reported is the percent of all violent victimizations that were reported to the police.

<sup>a</sup> Some Condition 2 NIL estimates and significance tests have changed from those in the originally published report

Table A4-10. Number and percent of property victimizations reported to police, Condition 1 and Condition 2 IL and NIL

Type of crime	Condition 1 (C1)		Condition 2 IL		Condition 2 NIL		Significance tests					
	Unwtd number	Percent reported	Unwtd number	Percent reported	Unwtd number	Percent reported	C1 vs. IL		C1 vs. NIL		IL vs. NIL	
							t-value	p-value	t-value	p-value	t-value	p-value
Total Property Victimization excluding Vandalism	136	35.0	85	26.4	84	20.1	1.96	0.06	3.30	<.01	1.44	0.16
Burglary/Trespassing	41	53.6	20	52.5	24	32.4	0.11	0.92	1.50	0.14	1.36	0.19
Burglary	27	58.4	12	50.0	17	28.2	0.54	0.59	1.86	0.07	1.24	0.22
Trespassing	14	45.9	8	56.1	7	59.1	-0.42	0.68	-0.42	0.68	-0.11	0.91
Motor Vehicle Theft	9	74.7	18	65.6	11	60.4	0.50	0.62	0.67	0.51	0.34	0.74
Completed Motor Vehicle Theft	9	79.4	7	78.6	3	73.5	0.04	0.97	0.17	0.87	0.15	0.88
Attempted Motor Vehicle Theft	0	0.0	11	60.0	8	57.8	N/A	N/A	N/A	N/A	0.11	0.91
Other Theft	86	29.1	47	17.4	49	14.7	2.27	0.03	3.21	<.01	0.71	0.49
Vandalism	N/A	N/A	12	19.0	7	7.5	N/A	N/A	N/A	N/A	1.81	0.08

Note: Percent reported is the percent of all property victimizations that were reported to the police.

N/A: Not applicable; Vandalism was not included in Condition 1.

**Table A4-11. Rate of violent victimization per 1,000 persons age 12 or older, by type of crime for 2019 NCVS, 2018 NCVS incoming rotation groups, Condition 1 and Condition 2 IL and NIL**

Type of crime	Victimization rates					Significance tests for differences					
	2019 NCVS	2018 NCVS Incoming (T1)	Condition 1 (C1)	Condition 2 IL	Condition 2 NIL <sup>a</sup>	2019 NCVS vs C1	NCVS T1 vs C1	2019 NCVS vs IL	NCVS T1 vs. IL	2019 NCVS vs NIL <sup>a</sup>	NCVS T1 vs. NIL <sup>a</sup>
Violent crime	21.0	46.4	64.2	91.1	108.3	p <.05	p <.10	p <.05	p <.05	p <.05	p <.05
Rape/Sexual Assault	1.7	3.9	4.7	9.7	20.5	p >.10	p >.10	p <.10	p >.10	p <.10	p <.10
Robbery	1.9	4.8	9.5	6.3	27.0	p <.05	p >.10	p <.05	p >.10	p <.05	p <.05
Assault	17.4	37.8	50.0	75.1	60.8	p <.05	p >.10	p <.05	p <.05	p <.05	p <.05
Aggravated Assault	3.7	8.3	14.3	14.5	13.2	p <.05	p <.05	p <.05	p <.05	p <.05	ns
Simple Assault	13.7	28.3	35.7	60.6	47.6	p <.05	p >.10	p <.05	p <.05	p <.05	p <.05
Violent crime excl. Simple Assault	7.3	16.9	28.5	30.5	60.7	p <.05	p <.05	p <.05	p <.05	p <.05	p <.05

Source: 2019-2020 NCVS-R Field Test; NCVS, 2018 public use files; Morgan & Truman, 2020.

2019 NCVS = estimates from NCVS for 2019; 2018 NCVS T1 = estimates from NCVS for 2018 using first interview of incoming rotation groups.

<sup>a</sup> Some Condition 2 NIL estimates and significance tests have changed from those in the originally published report

**Table A4-12. Rate of property victimization per 1,000 households, by type of crime for 2019 NCVS, 2018 NCVS incoming rotation groups, Condition 1 and Condition 2 IL and NIL**

Type of crime	Victimization rates					Significance tests for differences					
	2019 NCVS	2018 NCVS Incoming (T1)	Condition 1 (C1)	Condition 2 IL	Condition 2 NIL	2019 NCVS vs C1	NCVS T1 vs C1	2019 NCVS vs IL	NCVS T1 vs. IL	2019 NCVS vs NIL	NCVS T1 vs. NIL
Total Property Victimizations	108.2	113.6	216.0	280.2	316.1	p <.05	p <.05	p <.05	p <.05	p <.05	p <.05
Burglary/Trespassing	21.1	23.9	36.9	28.7	56.8	p <.10	p >.10	p >.10	p >.10	p <.05	p <.05
Burglary	13.8	14.2	22.6	17.1	49.1	p <.05	p <.05	p >.10	p >.10	p <.05	p <.05
Trespassing	7.3	9.7	14.3	11.5	7.8	p >.10	p >.10	p >.10	p >.10	p >.10	p >.10
Motor-Vehicle Theft	4.3	3.9	8.2	31.4	15.4	p >.10	p >.10	p <.05	p <.05	p <.05	p <.05
Other Theft	82.7	85.9	170.9	220.2	243.8	p <.05	p <.05	p <.05	p <.05	p <.05	p <.05

Source: 2019-2020 NCVS-R Field Test; NCVS, 2018 public use files; Morgan & Truman, 2020.

2019 NCVS = estimates from NCVS for 2019; 2018 NCVS T1 = estimates from NCVS for 2018 using first interview of incoming rotation groups.

**Table A4-13. Number and percent of violent crime victimizations and rate per 1,000 by TOC, Condition 1. IL and NIL**

TO code	TOC description	Condition 1 (C1)				Condition 2 IL				Condition 2 NIL <sup>a</sup>				Significance tests for rate comparisons					
		Unwtd number	Weighted number	Percent	Rate per 1,000 <sup>b</sup>	Unwtd number	Weighted number	Percent	Rate per 1,000 <sup>b</sup>	Unwtd number	Weighted number	Percent	Rate per 1,000 <sup>b</sup>	C1 vs. IL		C1 vs. NIL <sup>a</sup>		IL vs. NIL <sup>a</sup>	
														t-value	p-value	t-value	p-value	t-value	p-value
1	Completed Rape	0	0	0.0	0	6	976,351	3.9	3.6	7	1,674,266	5.7	6.2	-1.92	0.07	-1.51	0.14	-0.57	0.57
2	Attempted/Threatened Rape	1	59,822	0.3	0.2	3	470,748	1.9	1.7	2	244,613	0.8	0.9	-1.19	0.24	-0.64	0.53	1.59	0.12
3	Completed Sexual Assault –C2 only	0	0	0.0	0	6	918,802	3.6	3.4	7	3,602,842	12.2	13.4	-2.44	0.02	-1.39	0.18	-1.03	0.31
3.5	Other Rape or Sexual Assault –C1 only	5	444,305	2.4	1.6	0	0	0.0	0	0	0	0.0	0	1.28	0.21	1.28	0.21		
4	Attempted/Threatened Sexual Assault	0	0	0.0	0	0	0	0.0	0	0	0	0.0	0						
15	Sexual Assault without Injury - C1 only	8	648,689	3.5	2.4	0	0	0.0	0	0	0	0.0	0	1.12	0.27	1.12	0.27		
16	Unwanted Sexual Contact without Force - C1 only	0	0	0.0	0	0	0	0.0	0	0	0	0.0	0						
18	Verbal Threat of Rape	2	119,644	0.6	0.4	2	245,008	1.0	0.9	0	0	0.0	0	-0.44	0.66	0.98	0.34	0.96	0.35
19	Verbal Threat of Sexual Assault	0	0	0.0	0	0	0	0.0	0	0	0	0.0	0						
90	Unwanted Sexual Contact with or without Force - C1 only	9	939,458	5.1	3.5	0	0	0.0	0	0	0	0.0	0	2.65	0.01	2.65	0.01		
91	Coerced Penetration	0	0	0.0	0	0	0	0.0	0	1	1,094,410	3.7	4.1			-0.98	0.34	-0.98	0.34
92	Coerced Sexual Touching	0	0	0.0	0	0	0	0.0	0	0	0	0.0	0						
5	Completed Robbery with Injury from Serious Assault	4	336,834	1.8	1.3	1	149,708	0.6	0.6	5	1,065,497	3.3	4.0	0.77	0.45	-1.12	0.27	-1.27	0.22
6	Completed Robbery with Injury from Minor Assault	2	186,973	1.0	0.7	1	160,717	0.6	0.6	2	356,424	1.1	1.3	0.17	0.87	-0.70	0.49	-0.81	0.43

**Table A4-13. Number and percent of violent crime victimizations and rate per 1,000 by TOC, Condition 1. IL and NIL (continued)**

TOC code	TOC description	Condition 1 (C1)				Condition 2 IL				Condition 2 NIL <sup>a</sup>				Significance tests for rate comparisons					
		Unwtd number	Weighted number	Percent	Rate per 1,000 <sup>b</sup>	Unwtd number	Weighted number	Percent	Rate per 1,000 <sup>b</sup>	Unwtd number	Weighted number	Percent	Rate per 1,000 <sup>b</sup>	t-value	p-value	t-value	p-value	t-value	p-value
7	Completed Robbery without Injury	12	1,195,348	6.4	4.4	3	369,635	1.5	1.4	9	1,954,911	6.1	7.3	1.19	0.24	-0.77	0.45	-1.79	0.09
8	Attempted Robbery with Injury from Serious Assault	0	0	0.0	0	0	0	0.0	0	1	119,825	0.4	0.4			-1.59	0.12	-1.59	0.12
9	Attempted Robbery with Injury from Minor Assault	1	111,403	0.6	0.4	0	0	0.0	0	2	193,742	0.6	0.7	0.72	0.48	-0.39	0.70	-1.39	0.18
10	Attempted Robbery without Injury	7	728,314	3.9	2.7	8	1,018,645	4.0	3.8	11	3,592,985	11.2	13.3	-0.56	0.58	-1.20	0.24	-1.07	0.29
11	Aggravated Assault Completed with Injury	6	476,602	2.6	1.8	6	1,611,548	6.4	6	2	1,216,188	3.8	4.5	-1.54	0.14	-0.58	0.56	0.28	0.78
12	Attempted Aggravated Assault with Weapon	12	1,544,771	8.3	5.7	10	1,410,395	5.6	5.2	11	1,540,353	4.8	5.7	0.19	0.85	0.01	0.99	-0.14	0.89
13	Threatened Assault with Weapon	16	1,824,322	9.8	6.8	7	885,241	3.5	3.3	5	789,244	2.5	2.9	2.53	0.02	2.57	0.02	0.27	0.79
14	Simple Assault Completed with Injury	16	1,925,736	10.4	7.2	12	1,933,829	7.6	7.2	3	559,435	1.7	2.1	-0.01	0.99	1.11	0.28	2.29	0.03
17	Assault without Weapon without Injury	37	3,884,829	20.9	14.4	32	5,578,150	22.0	20.7	28	7,149,872	22.3	26.6	-0.95	0.35	-1.40	0.17	-0.76	0.45
20	Verbal Threat of Assault	23	3,797,437	20.4	14.1	21	8,799,801	34.7	32.7	23	5,108,848	16.0	19.0	-1.48	0.15	-0.62	0.54	1.69	0.10
21	Completed Purse Snatching – C1 only	1	114,870	0.6	0.4	0	0	0.0	0	0	0	0.0	0	1.4	0.17	1.4	0.17		
22	Attempted Purse Snatching – C1 only	0	0	0.0	0	0	0	0.0	0	0	0	0.0	0						



**Table A4-13. Number and percent of violent crime victimizations and rate per 1,000 by TOC, Condition 1. IL and NIL (continued)**

TOC code	TOC description	Condition 1 (C1)				Condition 2 IL				Condition 2 NIL <sup>a</sup>				Significance tests for rate comparisons					
		Unwtd number	Weighted number	Percent	Rate per 1,000 <sup>b</sup>	Unwtd number	Weighted number	Percent	Rate per 1,000 <sup>b</sup>	Unwtd number	Weighted number	Percent	Rate per 1,000 <sup>b</sup>	C1 vs. IL		C1 vs. NIL <sup>a</sup>		IL vs. NIL <sup>a</sup>	
														t-value	p-value	t-value	p-value	t-value	p-value
23	Cash/purse/wallet/cellphone (C2 only) stolen off of person	3	256,702	1.4	1	1	137,122	0.5	0.5	3	481,919	1.6	1.8	0.54	0.59	-0.61	0.55	-0.86	0.40
24	Something else taken from R's person – C2 only	0	0	0.0	0	5	689,793	2.7	2.6	8	1,277,397	4.3	4.7	-2.12	0.04	-1.74	0.09	-0.73	0.47
<b>Total</b>		<b>165</b>	<b>18,596,060</b>	<b>100%</b>		<b>124</b>	<b>25,355,491</b>	<b>100%</b>		<b>130</b>	<b>32,022,769</b>	<b>100%</b>							

<sup>a</sup> Some Condition 2 NIL estimates and significance tests have changed from those in the originally published report

<sup>b</sup> Rate is per 1,000 persons age 12 and older



**Table A4-14. Number and percent of property crime victimizations and rate per 1,000 by TOC, Condition 1 and Condition 2 IL and NIL (continued)**

TOC code	TOC description	Condition 1 (C1)				Condition 2 IL				Condition 2 NIL				Significance tests for rate comparisons					
		Unwtd number	Weighted number	Percent	Rate per 1,000 <sup>a</sup>	Unwtd number	Weighted number	Percent	Rate per 1,000 <sup>a</sup>	Unwtd number	Weighted number	Percent	Rate per 1,000 <sup>a</sup>	C1 vs. IL		C1 vs. NIL		IL vs. NIL	
														t-value	p-value	t-value	p-value	t-value	p-value
58	Completed Household Larceny (Value NA)	26	1,830,563	7.0	15.2	27	3,377,009	10.0	28.0	22	2,292,026	6.0	19	-1.84	0.08	-0.49	0.63	1.03	0.31
59	Attempted Larceny	8	444,491	1.7	3.7	48	4,079,018	12.0	33.8	54	5,304,314	13.9	43.9	-4.02	<.01	-3.88	<.01	-0.97	0.34
60	Vandalism	N/A	N/A	N/A	N/A	56	5,565,442	<sup>b</sup>	46.1	76	7,161,888	<sup>b</sup>	59.3	N/A	N/A	N/A	N/A	-1.08	0.29
	Total excluding Vandalism	353	26,100,656	100%		357	39,420,406	100%		396	45,344,232	100%							

<sup>a</sup> Rate is per 1,000 households.

<sup>b</sup> Percent values for IL and NIL do not include Vandalism in the denominator.

<sup>c</sup> Attempted Household Larceny not used in Condition 2. Larceny value categories are different in Condition 2.

N/A: Not applicable; Vandalism was not included in Condition 1.

**Table A5-1. Number of respondents and percent missing an answer by item for selected items administered to all respondents, Condition 2 IL and NIL**

Variable name	Question content	Condition 2 IL		Condition 2 NIL	
		n	Missing rate	n	Missing rate
<b>Community Questions</b>					
CA1a	Worry about being mugged or robbed	1012	0.20%	1064	0.94%
CA1b	Worry about threat or attack	1012	0.30%	1064	1.03%
CA1c	Worry about stolen from inside home	1012	0.20%	1064	1.32%
CA1d	Something stolen from porch, lawn, garage or other part of your property	1012	0.20%	1064	1.41%
CA2	Concern about crime prevent you from doing stuff	1012	0.99%	1064	1.60%
CA3a	How common is vandalism	1012	1.88%	1064	2.07%
CA3b	How common is people being drunk or rowdy in public places	1012	1.58%	1064	1.88%
CA3c	How common are burned, abandoned or boarded up buildings	1012	0.79%	1064	1.79%
CA3d	People using or dealing drugs illegally	1012	4.15%	1064	4.51%
CA4	Would anyone do something if kids skip school and hangout	1012	4.64%	1064	6.30%
CA5	Would anyone do something if kids were damaging property	1012	2.37%	1064	3.20%
CA6	How likely neighbors would call the police	1012	1.09%	1064	2.44%
CA7a	People are willing to help neighbors	1012	0.79%	1064	0.94%
CA7b	People in local area can be trusted	1012	1.38%	1064	1.50%
CA_1	Any place where afraid to walk alone at night	1012	0.89%	1064	1.88%
<b>Police Questions</b>					
PQ1a	Been contacted by police	1050	0.29%	1082	0.74%
PQ1b	Have you contacted police	1050	0.48%	1082	0.74%
PQ2a	Been stopped by police when driving	1050	0.76%	1082	1.02%
PQ2b	Been stopped for some other reason	1050	0.76%	1082	1.02%
PQ2c	Met police a community meeting	1050	0.76%	1082	1.02%
PQ3a	Police treat respectfully	1050	3.14%	1082	6.10%
PQ3b	Attention do police give to what people say	1050	14.95%	1082	16.73%
PQ3c	How fairly do police treat people	1050	7.71%	1082	11.65%
PQ3d	How effective are police at preventing crime	1050	6.10%	1082	7.49%
PQ3e	How much do you trust the police in your area	1050	2.00%	1082	2.13%
PQ3f	Rating job police are doing	1050	2.57%	1082	3.70%
<b>Household Income Questions. Household Respondent</b>					
H26A	Income above or below 30k	1431	8.32%	1446	7.68%
H26B1	Follow-up to initial question	297	9.43%	314	10.83%
H26B2	Follow-up to initial question	1015	14.09%	1021	12.14%
H27	Receive benefits	1431	2.10%	1446	2.84%
H28	Worry income won't meet expenses	1431	2.73%	1446	2.97%
<b>Person Characteristics</b>					
PC4	Number of times moved	798	0.25%	920	0.98%
PC5	Have job or business in last 7 days	2013	0.45%	2083	0.72%
PC6	Job in last 12 months	825	0.97%	853	1.29%
PC6A	Same job for all of past 12 months	1337	0.75%	1382	0.58%

**Table A5-1. Number of respondents and percent missing an answer by item for selected items administered to all respondents, Condition 2 IL and NIL (continued)**

Variable name	Question content	Condition 2 IL		Condition 2 NIL	
		n	Missing rate	n	Missing rate
<b>Person Characteristics</b>					
PC7	Been unemployed in last 12 months	276	2.17%	297	4.04%
PC9	Actively looking for work	816	1.23%	838	0.72%
PC10	Did job last 2 weeks	149	0.67%	152	0.66%
PC19	Difficulty hearing	2061	1.07%	2146	0.93%
PC1_MO	Months lived at address	262	6.11%	290	6.55%
PC1_YR	Years lived at address	1862	0.86%	1938	0.98%
PC20	Difficulty seeing	2061	1.21%	2146	0.79%
PC21	Difficulty concentrating	2061	1.07%	2146	0.75%
PC22	Walking or climbing stairs	2061	1.02%	2146	0.75%
PC23	Dress or bathing	2061	1.02%	2146	0.93%
PC24	Doing errands alone	2012	1.09%	2083	0.96%
PC24a	Consider yourself disabled	415	0.72%	430	1.40%
PC25	Hispanic	815	0.49%	892	1.01%
PC26	Race	815	9.94%	892	9.64%
PC26a	Most identify with Hispanic or race	156	0.00%	170	1.76%
PC27	Marital status	2012	1.14%	2083	1.01%
PC28	Spouse living with you	1135	0.09%	1155	0.26%
PC29	Live with boyfriend, girlfriend, or partner	454	2.42%	520	1.54%
PC3	Homeless	230	1.30%	250	3.20%
PC30	Sexual orientation (item administered to males)	206	1.94%	231	0.87%
PC31	Sexual orientation (item administered to females)	202	0.99%	195	2.05%
PC32	Sex on birth certificate	408	1.72%	426	0.94%
PC33	Gender identity	408	0.98%	426	1.17%
PC35	Citizen	2061	1.26%	2146	0.98%
PC36	VA status	1989	0.60%	2058	0.92%
PC37	Military era service	250	1.60%	228	1.75%
<b>Victimization Screener Items – Does someone own a car (Household Respondent)</b>					
S_01	Own a car	1432	0.63%	1446	0.76%
S_01A	Number of vehicles	1323	0.08%	1333	0.45%
<b>Victimization Screener Items – Motor Vehicle Theft (Household Respondent)</b>					
S_01B1	Anyone steal car	1320	0.30%	1332	0.45%
S_01B2	Anyone try to steal	1320	0.61%	1332	0.83%
S_01C1	How many times - 1 or 2+	38	0.00%	35	0.00%
S_01C1_NUM	Number for 2+	11	0.00%	4	0.00%
<b>Victimization Screener Items – Motor Vehicle Parts (Household Respondent)</b>					
S_02A1	Steal vehicle part	1320	0.53%	1332	1.05%
S_02A2	Steal gas from vehicle	1320	0.61%	1332	0.98%
S_02A3	Steal vehicle parts	1320	1.06%	1332	1.20%
S_02B1	How many times - 1 or 2+	47	2.13%	53	0.00%
S_02B1_NUM	Number for 2+	12	0.00%	16	0.00%

**Table A5-1. Number of respondents and percent missing an answer by item for selected items administered to all respondents, Condition 2 IL and NIL (continued)**

Variable name	Question content	Condition 2 IL		Condition 2 NIL	
		n	Missing rate	n	Missing rate
<b>Victimization Screener Items – Theft</b>					
S_03A1	Steal cell phone, money wallet, purse, or backpack	2062	0.15%	2146	0.37%
S_03A2	Steal something that you wear, like clothing, jewelry, or shoes	2062	0.19%	2146	0.37%
S_03A3	Steal something in your home, like a TV, computer, tools, or guns	2062	0.39%	2146	0.47%
S_03A4	from your porch, lawn, garage, or other part of your property, such as ...	2062	0.19%	2146	0.42%
S_03A5	Steal something out of a vehicle, such as a package or groceries	2062	0.19%	2146	0.37%
S_03A6	Steal something belonging to the children who live here	2062	80.55%	2146	80.38%
S_03A7	Steal anything else that belongs to you, including things that were stolen from you at work or at school	2062	0.24%	2146	0.56%
S_03B	Attempt to steal something	2062	0.63%	2146	0.37%
S_03C1	How many times - 1 or 2+	292	0.34%	296	0.00%
S_03C1_NUM	Number for 2+	69	1.45%	85	0.00%
<b>Victimization Screener Items – Break-in</b>					
S_04A1	...forcing a door or window, pushing past someone, jimmying a lock, cutting a screen, ...	1432	0.63%	1446	0.41%
S_04A2	Break in or try to break into your garage, shed, or storage room	1432	0.70%	1446	0.35%
S_04A3	Break in or try to break into a hotel or motel room or vacation home where you were staying	1432	0.91%	1446	0.41%
S_04B1	How many times - 1 or 2+	36	0.00%	48	0.00%
<b>Victimization Screener Items – Vandalism (Household Respondent)</b>					
S_05A1	... has anyone vandalized your home, car, or something else that belongs to you ...	1432	0.84%	1446	0.69%
S_05A2	... deliberately injure or kill an animal, such as a pet or livestock, that belonged to you ...	1432	0.84%	1446	0.83%
S_05B1	How many times - 1 or 2+	66	0.00%	82	2.44%
S_05B1_NUM	Number for 2+	19	0.00%	23	0.00%
<b>Victimization Screener Items – Attack</b>					
S_06A1	With a weapon, such as a gun or knife	2062	0.24%	2146	0.47%
S_06A2	With something else used as a weapon, like a baseball bat, scissors, or a stick	2062	0.24%	2146	0.47%
S_06A3	By throwing something at you, such as a rock or bottle	2062	0.29%	2146	0.65%
S_06A4	By hitting, slapping, grabbing, kicking, punching, or choking you	2062	0.29%	2146	0.51%
S_06A5	...did anyone attack or try to attack you or use force against you in any other way	2062	0.34%	2146	0.70%
S_06A6	...did anyone THREATEN to attack you, but not actually do it	2062	0.44%	2146	0.61%
S_06B1	How many times - 1 or 2+	133	1.50%	153	1.96%
S_06B1_NUM	Number for 2+	40	2.50%	53	0.00%

**Table A5-1. Number of respondents and percent missing an answer by item for selected items administered to all respondents, Condition 2 IL and NIL (continued)**

Variable name	Question content	Condition 2 IL		Condition 2 NIL	
		n	Missing rate	n	Missing rate
<b>Victimization Screener Items - Rape and Sexual Assault</b>					
S_07A1	Did anyone touch, grab, or kiss your {sexual body parts against your will...	2061	1.02%	2146	0.93%
S_07A2	...force you to have sexual contact by holding you down with his or her body, pinning your arms, ...	2061	1.02%	2146	0.93%
S_07A3	Did anyone threaten to physically hurt you or someone close to you if you did not have sexual contact	2061	1.12%	2146	0.93%
S_07A4	Did anyone have sexual contact with you ... while you were passed out, unconscious, asleep, ...	2061	1.21%	2146	1.12%
S_07B1	How many times - 1 or 2+	*	*	17	0.00%
<b>Victimization Screener Items – Anything Else</b>					
S_08	...anything else that you might think of as a crime that happened to you, personally, in the past 12 months ...	2061	0.49%	2146	0.75%

**Table A5-2. CIR completion, Condition 1 and Condition 2 IL and NIL**

	<b>Condition 1</b>	<b>Condition 2 IL</b>	<b>Condition 2 NIL</b>
Number of CIRs required	1.86	1.60	1.61
Number of CIRs completed	1.82	1.49	1.52
Number of CIRs required but not completed	0.04	0.10	0.09
Proportion of respondents completing all required CIRs			
1 CIR required	100.00	98.18	97.55
2 CIRs required	97.14	91.58	94.38
3 CIRs required	96.67	86.21	76.74
4 or more CIRs required	92.11	69.57	65.22
Total proportion of respondents who complete all required CIRs	98.41	94.30	93.20
Number of CIRs completed but not NCVS crime	0.39	0.15	0.13

“Number of CIRs” is the mean number among respondents required to complete at least one CIR.



**Table A5-3. Number of respondents and percent missing an answer by item for CIR items with at least 10 responses, Condition 2 IL and NIL**

Variable name	Question content	Condition 2 IL		Condition 2 NIL	
		n	Missing rate	n	Missing rate
<b>Follow-up victimization probes (NIL only)</b>					
CIR2A	Motor Vehicle Theft	N/A	N/A	633	3.16%
CIR2B	Motor Vehicle Parts Theft	N/A	N/A	613	3.43%
CIR2C	Theft	N/A	N/A	373	5.63%
CIR2D	Attempted Theft	N/A	N/A	608	3.78%
CIR2E	Break-in	N/A	N/A	617	3.40%
CIR2F	Vandalism	N/A	N/A	571	1.75%
CIR2G	Attack, Threatened Attack	N/A	N/A	505	13.27%
CIR2H	Unwanted Sexual Contact	N/A	N/A	173	0.58%
<b>Series Crimes</b>					
SC1	Happen in the same place	13	0.00%	16	0.00%
SC2	Same offender	13	23.08%	16	6.25%
<b>What Happened: Unwanted Sexual Contact</b>					
SA_0	Touching, groping, penetration	23	0.00%	20	0.00%
SA_1A	Unwanted vaginal sex	18	0.00%	17	0.00%
SA_1B	Unwanted oral or anal sex	18	5.56%	17	0.00%
SA_1C	Unwanted penetration with finger or object	18	0.00%	17	5.88%
SA_1D	Unwanted sexual contact	18	0.00%	17	0.00%
SA_1F	Direction of penetration	18	16.67%	17	5.88%
SA_2A	Offender use physical force	18	0.00%	17	0.00%
SA_2B	Offender threaten to hurt	18	0.00%	17	0.00%
SA_2C	Blacked out, unconscious, asleep	18	0.00%	17	0.00%
SA_2D	Too drunk or high	18	0.00%	17	0.00%
SA_3B	Offender try to have oral or anal sex	12	0.00%	*	*
SA_3C	Offender try to penetrate	11	0.00%	*	*
<b>What Happened: Attack/Threatened Attack</b>					
A0	Actually attack, try, or threaten	62	0.00%	73	0.00%
A8	How threatened	51	0.00%	62	0.00%
A1	Offender have a weapon	147	2.72%	137	2.92%
A2	What was the weapon	24	0.00%	31	0.00%
A2a	What kind of gun	*	*	14	0.00%
A2b	What did offender do with gun	*	*	14	0.00%
A3	Hit, grab, knock down, attack in any way	124	0.00%	120	0.00%
A4	Try to hit, grab, knock down, attack in any way	78	2.56%	83	0.00%
A5	Threaten to hit, grab, knock down, attack in any way	62	1.61%	66	0.00%
A6	What did offender do	29	6.90%	21	0.00%
A7	How did offender try or threaten to attack	49	0.00%	62	1.61%
A9A	Offender (also) ... Hit, slap, knock down	54	0.00%	42	0.00%
A9B	Grab, hold, trip, jump, push	54	1.85%	42	0.00%
A9C	Hit with an object	54	1.85%	42	0.00%
A9D	Throw something at you	54	1.85%	42	0.00%
A9E	Choke you	54	1.85%	42	0.00%
A9F	Do something else	54	7.41%	42	7.14%
A10	Did offender steal or try to steal something	137	0.00%	106	0.00%

**Table A5-3. Number of respondents and percent missing an answer by item for CIR items with at least 10 responses, Condition 2 IL and NIL (continued)**

Variable name	Question content	Condition 2 IL		Condition 2 NIL	
		n	Missing rate	n	Missing rate
<b>Consequences I: Injury</b>					
CI1	Victim physically injured	150	0.00%	140	0.00%
CI2	How injured	27	18.52%	16	12.50%
CI2a	How (else) injured	23	0.00%	15	0.00%
CI3	Other physical consequences	26	3.85%	15	13.33%
CI6	Any care from a medical or dental professional	27	3.70%	16	0.00%
<b>What Happened: Motor Vehicle Theft</b>					
MV1a	Actually take vehicle	*	*	14	0.00%
MV2a	Who did vehicle belong to	44	4.55%	48	12.50%
MV2b	Who did parts or gas belong to	48	8.33%	82	10.98%
MV3	Anyone tell the offender OK to use vehicle	74	8.11%	97	12.37%
<b>What Happened: Break-in</b>					
BI1	What did offender break into	59	3.39%	113	6.19%
BI2	Offender actually get inside	51	0.00%	70	0.00%
BI3	Signs of force	51	1.96%	70	1.43%
BI4	What were signs	21	0.00%	35	0.00%
<b>What Happened: Theft</b>					
T2a	What was stolen	284	3.17%	314	2.55%
T2b	What was stolen	16	62.50%	20	5.00%
T3b	How much cash taken	49	2.04%	48	0.00%
T4	Who stolen money/property belonged to	321	7.17%	353	6.23%
T5	Was cash/purse/wallet on person	78	0.00%	77	0.00%
T6	Anything (else) taken directly from victim	307	7.17%	345	6.38%
<b>What Happened: Vandalism</b>					
V1	What damaged or destroyed	59	16.95%	63	14.29%
V2	What was the damage	59	16.95%	63	12.70%
V3	Offender anyone living with respondent	45	15.56%	58	10.34%
V4	Offender try to steal anything belonging to respondent or HH member	45	17.78%	58	8.62%
<b>Location</b>					
LO_T	Time of incident	624	8.01%	672	8.63%
CIR1a	Incident happen at former residence	115	13.04%	100	8.00%
LO_1	Where was vehicle	118	4.24%	174	9.77%
LO_3	Where did incident happen	506	9.09%	498	7.03%
LO1_1	Happen where you live now	291	15.81%	270	11.48%
LO1_1a	Happen in United States	141	27.66%	126	22.22%
LO1_1b	On Indian reservation	100	1.00%	94	2.13%
LO2	Where did incident happen	169	4.14%	139	4.32%
LO_2e	At what type of business	45	0.00%	35	2.86%
LO3	Inside school building	15	0.00%	13	0.00%
LO4	Was it your school	10	0.00%	10	0.00%
LO8	How far from home	250	3.60%	238	1.68%

**Table A5-3. Number of respondents and percent missing an answer by item for CIR items with at least 10 responses, Condition 2 IL and NIL (continued)**

Variable name	Question content	Condition 2 IL		Condition 2 NIL	
		n	Missing rate	n	Missing rate
<b>Presence</b>					
PR1	Respondent/other HH member see/have contact	456	6.80%	527	7.59%
PR2	Who saw/heard/had contact	35	2.86%	34	5.88%
PR3	Did offender have a weapon	46	8.70%	31	0.00%
<b>Victim-Offender Relationship</b>					
VO1	One or more offenders	579	2.59%	632	3.96%
VO1b	Know who offender(s) were	330	0.91%	326	0.31%
VO2	Know anything about offender(s)	422	3.55%	483	4.35%
VO3	How learned about offender(s)	151	0.66%	156	1.28%
VO6	Know offender	235	1.70%	218	0.92%
VO7	Able to recognize offender	105	0.95%	97	1.03%
VO8	How well offender known	130	0.77%	121	0.00%
VO9	Know where offender might be found	72	2.78%	65	1.54%
VO10	How offender known	117	0.85%	106	0.00%
VO10a	How offender known	116	0.00%	106	0.00%
VO11	Connection to offender	118	1.69%	112	1.79%
VO12	Ever lived with offender	108	0.00%	98	0.00%
VO13	Live with offender at time of incident	50	0.00%	35	0.00%
VO14	How many offenders	55	0.00%	56	1.79%
VO15	Any offender known	55	0.00%	56	1.79%
VO16	Able to recognize any offender	38	0.00%	35	2.86%
VO17	How well known	17	0.00%	21	0.00%
VO18	Know where any offender might be found	21	0.00%	22	4.55%
VO19_a	A spouse or ex-spouse	12	0.00%	13	0.00%
VO19_b	Someone you were romantically involved with	13	0.00%	16	6.25%
VO19_c	An ex-boyfriend, ex-girlfriend, etc.	13	0.00%	16	0.00%
VO19_d	A relative	13	0.00%	16	0.00%
VO19_e	Someone else	13	0.00%	16	0.00%
VO19a	Specifically, how know them	13	7.69%	15	0.00%
VO21	Ever lived with any offender	*	*	16	0.00%
<b>Offender Characteristics</b>					
OC1	Offender's gender	241	3.73%	232	4.31%
OC2	Offender's age	241	3.73%	232	4.31%
OC2a	Offender's age range	26	0.00%	32	6.25%
OC3	Hispanic/Latino	241	8.71%	232	13.36%
OC4	Offender's race	241	12.45%	232	18.97%
OC5	Street gang member	241	46.06%	232	56.03%
OC6	Drinking/on drugs	241	48.13%	232	53.45%
OC9	Offenders' gender	54	1.85%	55	10.91%
OC10	Offenders' gender	22	59.09%	14	78.57%
OC11	Youngest offender age	54	7.41%	55	9.09%
OC11a	Youngest offender age	14	0.00%	22	9.09%
OC12	Oldest offender age	54	12.96%	55	12.73%
OC12a	Oldest offender age	10	10.00%	16	25.00%

**Table A5-3. Number of respondents and percent missing an answer by item for CIR items with at least 10 responses, Condition 2 IL and NIL (continued)**

Variable name	Question content	Condition 2 IL		Condition 2 NIL	
		n	Missing rate	n	Missing rate
<b>Offender Characteristics</b>					
OC13	Hispanic/Latino	54	7.41%	55	23.64%
OC14	Hispanic/Latino	11	36.36%	11	36.36%
OC15	Offenders' race	54	16.67%	55	21.82%
OC17	Street gang member	54	77.78%	55	67.27%
OC18	Drinking/on drugs	54	64.81%	55	63.64%
<b>Self-protection</b>					
SP1	How reacted during incident	173	2.89%	160	3.75%
SP2	What did victim do	131	2.29%	116	0.86%
SP3a	When did victim take action	23	0.00%	*	*
SP3b	Helped or made worse	175	1.14%	161	3.11%
SP4	Anyone else present	169	0.59%	154	2.60%
SP5	Anyone else try to do anything	94	2.13%	92	1.09%
SP6	Who took actions	44	0.00%	45	0.00%
SP7	What did they do	44	0.00%	45	0.00%
SP8	Helped or made worse	42	0.00%	44	2.27%
SP9	Anyone under age of 12 there	94	3.19%	92	4.35%
SP9a	Anyone harmed/threatened/have things taken	94	1.06%	92	1.09%
SP9a_1a	How many harmed etc.	10	0.00%	18	0.00%
<b>Hate Crimes</b>					
HC2	Hate crime targeted at you	579	3.80%	632	4.75%
HC2a_1	Prejudice or bigotry a reason -- Race	25	8.00%	24	4.17%
HC2a_2	Religion	25	12.00%	24	4.17%
HC2a_3	Ethnicity	25	12.00%	24	4.17%
HC2a_4	Disability	25	8.00%	24	4.17%
HC2a_5	Sex	25	8.00%	24	4.17%
HC2a_6	Sexual orientation/gender identity	25	12.00%	24	4.17%
HC3	Targeted at people victim spends time with	560	3.93%	617	3.24%
HC4	Evidence of hate crime	27	0.00%	24	4.17%
<b>Police Involvement</b>					
PI1	Police find out	624	7.69%	672	7.74%
PI2a	Why not contact police	397	1.01%	445	0.45%
PI2b	Other reason not contact police	93	2.15%	69	2.90%
PI3	Most important reason	100	0.00%	128	0.78%
PI4	Who informed police	167	0.60%	162	1.23%
PI5	How notify police	162	0.00%	149	0.00%
PI9	When police notified	153	0.00%	141	0.00%
PI10	What did police do	142	0.70%	135	2.22%
PI11	How satisfied with phone report	17	5.88%	21	0.00%
PI12	Should police have come	42	7.14%	51	0.00%
PI13	How satisfied with contact time	99	0.00%	81	0.00%
PI14	Did police say how long it would take	99	7.07%	81	2.47%
PI15	What did police do	99	1.01%	81	0.00%

**Table A5-3. Number of respondents and percent missing an answer by item for CIR items with at least 10 responses, Condition 2 IL and NIL (continued)**

Variable name	Question content	Condition 2 IL		Condition 2 NIL	
		n	Missing rate	n	Missing rate
<b>Police Involvement</b>					
PI16	Police do any of these things	99	17.17%	81	13.58%
PI16B	Tell police incident a hate crime	13	0.00%	12	0.00%
PI17	Later contact with police	564	0.71%	607	0.82%
PI18	Who got in touch	50	0.00%	35	5.71%
PI19	How did police follow up	50	0.00%	35	0.00%
PI20	Respectfully	165	1.21%	161	1.86%
PI21	Satisfaction with time	165	0.61%	161	1.86%
PI22	Did everything they could	165	1.82%	161	1.86%
PI23	How effectively handled	165	0.61%	161	3.73%
PI24	Consider it a crime at time	579	3.45%	632	4.27%
PI25	Consider it a crime now	579	4.49%	632	4.75%
<b>Workplace Violence</b>					
WV1	Working or on duty	115	0.00%	102	3.92%
WV2	On way to or from work	48	0.00%	36	2.78%
WV3	Type of employer	48	0.00%	46	0.00%
WV5	Name of employer	42	0.00%	39	0.00%
WV6	Kind of business/industry	46	0.00%	44	0.00%
WV7	Category of business/industry	48	4.17%	46	6.52%
WV8	Kind of work	48	2.08%	44	0.00%
WV9	Activities/duties	48	2.08%	44	0.00%
<b>Consequences II: Socio-emotional Problems</b>					
CS1	Problems at work or school	579	3.11%	632	3.96%
CS2	Problems with family or friends	579	3.45%	632	4.11%
CS3	How upsetting	579	2.94%	632	3.64%
CS4_a	Felt for a month or more ... Angry	244	0.41%	250	0.40%
CS4_b	Shocked	244	0.41%	250	0.40%
CS4_c	Fearful	244	0.41%	250	0.40%
CS4_d	Depressed	244	0.41%	250	0.40%
CS4_e	Anxious or panicked	244	0.41%	250	0.40%
CS4_f	Less confident	244	0.41%	250	0.00%
CS4_g	Sad	244	0.82%	250	0.00%
CS4_h	Annoyed	244	1.23%	250	0.80%
CS5a	Difficulty sleeping	244	0.00%	250	0.00%
CS6	Talked to a counselor	244	0.00%	250	0.00%
CS7	Out-of-pocket expenses	37	0.00%	27	0.00%
<b>Economic Consequences</b>					
CE5	Value of stolen items	286	2.80%	325	1.54%
CE6	Get stolen items back	289	1.38%	328	1.52%
CE7	Value of items got back	13	0.00%	14	0.00%
CE8	Anything damaged	495	1.01%	482	2.07%
CE9	What was damaged	40	0.00%	20	0.00%
CE10	Damage result from trying to get inside vehicle	19	0.00%	5	0.00%
CE13	Value of damage	124	13.71%	170	10.00%
CE14	Need to stay somewhere else	124	8.87%	170	7.06%

**Table A5-3. Number of respondents and percent missing an answer by item for CIR items with at least 10 responses, Condition 2 IL and NIL (continued)**

Variable name	Question content	Condition 2 IL		Condition 2 NIL	
		n	Missing rate	n	Missing rate
<b>Economic Consequences</b>					
CE15	Time off from work or school	435	2.76%	478	3.97%
CE16	Days off from work or school	35	2.86%	18	0.00%
CE17	Lose any pay	30	3.33%	17	0.00%
CE18	How much pay lost	17	0.00%	11	0.00%
CE19	Lose job	35	0.00%	18	0.00%
CE19a	Change job or school	28	0.00%	14	0.00%
<b>Victim Services</b>					
VS1A	Told family/friends/co-workers	148	0.68%	146	0.68%
VS1B	Told anyone in these positions	148	2.03%	146	2.05%
VS2A	Help from ... Hotline etc.	148	1.35%	146	1.37%
VS2B	Counseling etc.	130	1.54%	134	1.49%
VS2C	Advocacy with medical care	42	4.76%	37	0.00%
VS2D	Sexual assault exam	*	*	10	0.00%
VS2E	Free or low cost legal services	148	1.35%	146	2.74%
VS2F	Help with the legal process	148	3.38%	146	2.74%
VS2G	Help with restraining order etc.	148	3.38%	146	2.74%
VS2H	Help applying for victim compensation	139	2.88%	138	2.90%
VS2I	Financial assistance	139	2.88%	138	2.90%
VS2J	Housing etc.	139	2.88%	138	2.90%
VS2K	Any other help	139	3.60%	138	2.90%
VS4	Any other help unable to get	148	0.68%	146	2.05%
VS7	Did victim want services	129	0.78%	127	0.79%

**Table A6-1. Questionnaire section timings (in minutes), Condition 1 and Condition 2 IL and NIL**

Section	Condition 1				Condition 2 Interleaving				Condition 2 Non-Interleaving			
	n	Mean	Median	95th percentile	n	Mean	Median	95th percentile	n	Mean	Median	95th percentile
Household Roster	2,770	10.48	9.20	19.82	2,032	9.94	8.43	19.56	2,110	10.16	8.72	20.84
Consent	2,556	3.45	3.06	7.22	1,879	3.43	3.06	7.44	1,951	3.48	3.08	7.42
Person Interview	2,770	11.80	8.07	34.79	2,031	14.42	10.73	38.83	2,110	14.42	10.47	40.12
Person Characteristics I	N/A	N/A	N/A	N/A	2,032	0.65	0.57	1.28	2,110	0.66	0.57	1.30
Ask-all												
Police Ask-all Items	N/A	N/A	N/A	N/A	1,035	3.39	3.22	5.18	1,060	3.37	3.16	5.34
Community Measures	N/A	N/A	N/A	N/A	997	3.77	3.57	6.12	1,050	3.78	3.55	6.10
Victimization Screener	2,770	4.59	4.25	8.12	2,031	6.30	5.97	11.30	2,110	6.09	5.78	10.23
Crime Incident Report	410	23.59	16.73	62.25	396	30.83	14.13	45.10	420	35.81	14.45	41.28
Person and Household Characteristics II	2,765	1.88	1.82	3.51	2,031	4.36	4.18	7.78	2,110	4.32	4.15	7.58
Debriefing	2,753	4.25	3.83	7.42	2,015	4.12	3.70	7.22	2,099	4.05	3.65	7.30

Only SPs who had CIRs would have timings in the CIR.

For Condition 2, the time spent on Personal Characteristics I and Ask-all/Community Measures was not included in the time for the Person Interview.

**Table A6-2. Length of Person Interview by age and number of CIRs completed, Condition 1 and Condition 2 IL and NIL**

Category	Condition 1			Interleaving			Non-interleaving		
	Mean	Median	95th percentile	Mean	Median	95th percentile	Mean	Median	95th percentile
Adults									
Household Respondents									
No CIR completed	8.79	8.41	12.89	11.19	10.75	16.43	11.08	10.57	16.10
1 CIR	26.32	25.16	40.49	25.62	23.83	43.63	24.97	23.83	42.63
2+CIRs	52.60	50.45	77.78	38.80	36.57	71.03	40.72	38.02	71.03
Other Adult Respondents									
No CIR completed	6.85	6.30	9.84	7.81	7.50	11.93	7.79	7.50	11.30
1 CIR	26.50	24.98	42.46	22.85	21.48	40.48	20.05	18.08	38.58
2+CIRs	46.89	45.27	77.78	34.13	31.10	69.38	40.02	39.93	71.03
Youths									
No CIR completed	5.47	5.18	7.46	6.16	5.81	8.57	6.07	5.97	7.78
1 CIR	18.56	17.70	30.97	16.16	14.40	29.23	17.00	16.75	27.32
2+CIRs	38.53	36.08	52.70	36.68	35.95	49.52	27.82	26.77	52.13



**Table A6-3. Length of Person Interview in minutes by respondent experience and interview setting, Condition 1 and Condition 2 IL and NIL**

Category	Condition 1			Condition 2 IL			Condition 2 NIL		
	Mean	Median	95th percentile	Mean	Median	95th percentile	Mean	Median	95th percentile
Respondents who perceived interview as not difficult	11.57	8.05	33.52	14.32	10.71	38.28	14.33	10.46	38.92
Respondents who perceived interview as difficult	16.14	9.82	51.21	23.08	16.57	71.03	18.01	10.75	50.03
Respondents who perceived questions not as sensitive	11.35	8.05	32.22	13.43	10.42	35.37	14.02	10.19	38.25
Respondents who perceived questions as sensitive	11.83	8.06	34.95	15.02	10.83	41.25	14.63	10.58	40.26
Bystander present	11.94	8.04	34.38	14.48	10.78	37.65	14.06	10.13	41.27
No bystander present	11.47	8.13	31.76	14.09	10.73	39.77	14.45	10.60	38.25

Table A6-4. Respondent experience and engagement, Condition 1 and Condition 2 IL and NIL

Experience and engagement	Condition 1 (C1)	Condition 2 IL	Condition 2 NIL	Significance test			
				C1 vs. IL		C1 vs. NIL	
				Chi-sq.	p-value	Chi-sq.	p-value
<b>Percent answering both vignettes correctly</b>							
Overall	49.8	50.8	47.3	0.26	0.61	1.87	0.17
Household respondents	45.3	47.9	44.9	1.88	0.17	0.05	0.82
Other adult respondents	51.3	51.0	44.8	0.02	0.90	4.61	0.03
Youths	76.4	71.4	70.4	0.40	0.53	0.77	0.38
<b>Percent perceiving questions to be difficult or very difficult to understand</b>							
Overall	1.6	1.1	1.8	1.84	0.17	0.14	0.70
Household respondents	1.8	1.5	1.9	0.38	0.54	0.01	0.91
Other adult respondents	1.6	0.2	1.7	3.54	0.06	0.02	0.89
Youths							
<b>Percent perceiving the interview to be too long</b>							
Overall	5.8	11.6	9.4	33.72	<.01	14.68	<.01
Household respondents	7.3	14.2	11.4	22.73	<.01	7.35	<.01
Other adult respondents	3.5	6.6	5.8	11.12	<.01	5.02	0.03
Youths	2.6	7.7	6.1	2.93	0.09	0.96	0.33
<b>Percent thinking about things they didn't want to think about</b>							
Overall	20.2	18.9	18.4	1.49	0.22	2.13	0.14
Household respondents	21.0	19.3	19.7	1.49	0.22	0.65	0.42
Other adult respondents	22.1	21.3	19.2	0.14	0.71	1.52	0.22
Youths	9.0	9.1	7.7	0.00	1.00	0.12	0.73
<b>Percent who would participate again</b>							
Overall	77.4	75.5	78.5	2.02	0.15	0.48	0.49
Household respondents	74.4	72.9	74.1	0.90	0.34	0.02	0.88
Other adult respondents	81.5	82.0	84.0	0.05	0.82	1.32	0.25
Youths	85.3	76.3	92.0	1.74	0.19	2.87	0.09
<b>Percent feeling questions were "a little sensitive," "somewhat sensitive," or "very sensitive"</b>							
Overall	51.5	59.4	59.5	21.34	<.01	38.80	<.01
Household respondents	50.0	59.2	61.8	25.24	<.01	55.89	<.01
Other adult respondents	56.9	61.3	59.2	1.83	0.18	0.85	0.36
Youths	45.3	55.9	44.3	2.22	0.14	0.03	0.86

**Table A6-4. Respondent experience and engagement, Condition 1 and Condition 2 IL and NIL (continued)**

Experience and engagement	Condition 1 (C1)	Condition 2 IL	Condition 2 NIL	Significance test			
				C1 vs. IL		C1 vs. NIL	
				Chi-sq.	p-value	Chi-sq.	p-value
<b>Percent having interview at home only</b>							
Overall	94.1	94.4	95.1	0.04	0.85	1.73	0.19
Household respondents	95.4	94.8	95.5	0.29	0.59	0.03	0.87
Other adult respondents	91.9	92.6	92.4	0.09	0.76	0.17	0.68
Youths	92.7	96.5	100.0	1.46	0.23	1.46	0.23
<b>Among those having the interview at home, percent with a bystander present</b>							
Overall	34.9	34.1	33.5	0.13	0.72	0.46	0.50
Household respondents	29.0	28.4	28.0	0.09	0.77	0.29	0.59
Other adult respondents	41.4	43.1	41.7	0.21	0.65	0.01	0.93
Youths	51.5	45.6	44.0	0.32	0.57	0.78	0.38
<b>Among those with bystander present, percent having bystander in the room for at least 5 minutes</b>							
Overall	69.7	65.9	65.1	0.91	0.34	1.22	0.27
Household respondents	68.0	67.4	65.8	0.03	0.87	0.23	0.63
Other adult respondents	70.6	65.4	57.5	0.95	0.33	5.69	0.02
Youths	73.5	61.3	81.7	0.63	0.43	0.64	0.42
<b>Among those with bystander present, percent having a parent or parents present</b>							
Overall	4.1	3.7	3.3	0.14	0.71	1.30	0.25
Household respondents							
Other adult respondents							
Youths	44.1	41.7	34.2	0.06	0.81	2.40	0.12
<b>Among those with bystander present, percent having spouse present</b>							
Overall	14.3	13.4	12.6	0.48	0.49	1.25	0.26
Household respondents	11.9	11.1	10.7	0.41	0.52	0.83	0.36
Other adult respondents	24.2	23.9	21.3	0.02	0.90	0.95	0.33
Youths							
<b>Among those with a bystander present, percent having a child or children present</b>							
Overall	7.0	8.8	8.8	2.16	0.14	3.38	0.07
Household respondents	7.6	9.0	8.5	1.42	0.23	0.51	0.47
Other adult respondents	6.3	7.9	8.2	0.52	0.47	2.19	0.14
Youths	5.0	10.2	12.3	1.63	0.20	2.19	0.14

**Table A6-4. Respondent experience and engagement, Condition 1 and Condition 2 IL and NIL (continued)**

Experience and engagement	Condition 1 (C1)	Condition 2 IL	Condition 2 NIL	Significance test			
				C1 vs. IL		C1 vs. NIL	
				Chi-sq.	p-value	Chi-sq.	p-value
<b>Among those with a bystander present, percent having another adult present</b>							
Overall	6.0	5.6	6.6	0.17	0.68	0.56	0.45
Household respondents	5.4	4.7	6.0	0.60	0.44	0.50	0.48
Other adult respondents	7.7	9.3	10.2	0.63	0.43	1.73	0.19
Youths	5.0	1.7	0.8	1.30	0.25	2.03	0.15
<b>Percent with another person seeing/hearing their answers during interview</b>							
Overall	26.0	25.2	23.5	0.20	0.66	1.90	0.17
Household respondents	19.9	20.2	18.7	0.02	0.88	0.60	0.44
Other adult respondents	32.7	33.8	30.9	0.13	0.72	0.31	0.58
Youths	47.6	38.0	34.7	1.05	0.31	2.80	0.09

Table A6-5. Respondent experience and engagement by objective burden, Condition 2 IL and NIL

	No CIR	1 CIR2	2+ CIR	Significance test	
				Chi-sq.	p-value
<b>Percent of Condition 2 IL Respondents</b>					
Questions difficult or very difficult to understand	0.8	1.8	2.2	1.38	0.48
Interview too long	8.1	16.4	32.1	28.99	<.01
Thinking about things they didn't want to think about	17.9	21.4	23.4	3.73	0.14
Would participate again	75.4	77.5	73.3	0.66	0.67
Questions "a little sensitive," "somewhat sensitive," or "very sensitive"	58.9	60.2	62.3	0.74	0.68
<b>Percent of Condition 2 NIL Respondents</b>					
Questions difficult or very difficult to understand	1.8	1.2	2.3	0.45	0.69
Interview too long	7.2	12.4	20.7	13.53	<.01
Thinking about things they didn't want to think about	17.8	15.5	26.3	6.15	0.04
Would participate again	78.2	79.7	79.2	0.37	0.83
Questions "a little sensitive," "somewhat sensitive," or "very sensitive"	59.3	62.9	55.8	1.42	0.48

**Table A6-6. Respondent experience and engagement by objective burden, Condition 1 and Condition 2 IL and NIL**

		Percent of respondents			Significance test			
					C1 vs. IL		C1 vs. NIL	
		Condition 1	Condition 2 IL	Condition 2 NIL	Chi-sq.	p-value	Chi-sq.	p-value
Questions difficult or very difficult to understand	No CIR	1.33	0.77	1.77	1.53	0.22	0.84	0.36
	1 CIR	2.25	1.80	1.22	0.07	0.79	0.68	0.41
	2+ CIRs	4.44	2.25	2.35	0.48	0.49	0.42	0.52
Interview too long	No CIR	3.81	8.11	7.23	25.42	<.01	11.50	0.00
	1 CIR	10.34	16.38	12.39	3.26	0.07	0.47	0.49
	2+ CIRs	30.31	32.08	20.73	0.14	0.71	3.12	0.08
Thinking about things they didn't want to think about	No CIR	19.89	17.87	17.84	2.14	0.14	2.26	0.13
	1 CIR	18.10	21.41	15.49	0.63	0.43	0.56	0.45
	2+ CIRs	28.91	23.38	26.33	1.46	0.23	0.23	0.63
Would participate again	No CIR	77.49	75.42	78.16	1.37	0.24	0.16	0.69
	1 CIR	79.07	77.49	79.75	0.19	0.66	0.02	0.89
	2+ CIRs	73.29	73.32	79.22	0.00	1.00	1.43	0.23
Questions "a little sensitive," "somewhat sensitive," or "very sensitive"	No CIR	51.59	58.94	59.32	17.66	<.01	21.16	<.01
	1 CIR	51.39	60.19	62.86	2.74	0.10	4.11	0.04
	2+ CIRs	50.94	62.34	55.78	2.77	0.10	1.04	0.31

**Table A7-1. Flags set in response to follow-up probes by screener series where incident reported, Condition 2 IL and NIL**

Screener Series	First flag set	Other flag(s) set	IL	NIL
S01 - MV Theft probes			22	22
S01 - MV Theft probes	ATTTHEFT		1	1
S01 - MV Theft probes	ATTTHEFT	ATTACK	0	1
S01 - MV Theft probes	ATTTHEFT	BI	0	1
S01 - MV Theft probes	ATTTHEFT	BI, VANDALISM	0	1
S01 - MV Theft probes	ATTTHEFT	THEFT	1	1
S01 - MV Theft probes	BI		0	1
S01 - MV Theft probes	MVP		2	3
S01 - MV Theft probes	MVP	ATTTHEFT, BI, VANDALISM	0	1
S01 - MV Theft probes	MVP	ATTTHEFT, THEFT	0	1
S01 - MV Theft probes	MVP	THEFT	1	0
S01 - MV Theft probes	MVP	THEFT, BI	1	1
S01 - MV Theft probes	MVP	THEFT, VANDALISM	1	1
S01 - MV Theft probes	THEFT		15	1
S01 - MV Theft probes	THEFT	BI, VANDALISM	0	1
S01 - MV Theft probes	VANDALISM		3	1
S02 - MV Parts Theft probes			40	35
S02 - MV Parts Theft probes	ATTTHEFT		1	2
S02 - MV Parts Theft probes	ATTTHEFT	BI	0	2
S02 - MV Parts Theft probes	ATTTHEFT	BI, VANDALISM	0	4
S02 - MV Parts Theft probes	ATTTHEFT	VANDALISM	0	1
S02 - MV Parts Theft probes	BI		0	2
S02 - MV Parts Theft probes	BI	VANDALISM	0	1
S02 - MV Parts Theft probes	MV		1	0
S02 - MV Parts Theft probes	THEFT		9	11
S02 - MV Parts Theft probes	THEFT	BI	0	1
S02 - MV Parts Theft probes	THEFT	BI, VANDALISM	0	1
S02 - MV Parts Theft probes	THEFT	VANDALISM	0	3
S02 - MV Parts Theft probes	VANDALISM		2	2
S03 - Theft/Att Theft probes			276	258
S03 - Theft/Att Theft probes	ATTACK		5	7
S03 - Theft/Att Theft probes	ATTACK	VANDALISM	0	1
S03 - Theft/Att Theft probes	ATTTHEFT		42	44
S03 - Theft/Att Theft probes	ATTTHEFT	ATTACK	3	4
S03 - Theft/Att Theft probes	ATTTHEFT	ATTACK, RSA	1	0
S03 - Theft/Att Theft probes	ATTTHEFT	BI	8	15
S03 - Theft/Att Theft probes	ATTTHEFT	BI, ATTACK	1	0
S03 - Theft/Att Theft probes	ATTTHEFT	BI, VANDALISM	0	3
S03 - Theft/Att Theft probes	ATTTHEFT	VANDALISM	0	1
S03 - Theft/Att Theft probes	BI		17	22
S03 - Theft/Att Theft probes	BI	ATTACK	0	1
S03 - Theft/Att Theft probes	BI	ATTACK, RSA	0	1
S03 - Theft/Att Theft probes	BI	ATTACK, VANDALISM	0	2
S03 - Theft/Att Theft probes	BI	VANDALISM	4	9
S03 - Theft/Att Theft probes	MV		0	1

**Table A7-1. Flags set in response to follow-up probes by screener series where incident reported, Condition 2 IL and NIL (continued)**

Screener Series	First flag set	Other flag(s) set	IL	NIL
S03 - Theft/Att Theft probes	MVP		0	5
S03 - Theft/Att Theft probes	MVP	ATTTHEFT	0	6
S03 - Theft/Att Theft probes	MVP	ATTTHEFT, BI, ATTACK, VANDALISM	0	1
S03 - Theft/Att Theft probes	MVP	ATTTHEFT, BI, VANDALISM	0	2
S03 - Theft/Att Theft probes	MVP	ATTTHEFT, VANDALISM	0	2
S03 - Theft/Att Theft probes	MVP	BI	0	1
S03 - Theft/Att Theft probes	VANDALISM		4	13
S04 - Break-in probes			35	31
S04 - Break-in probes	ATTACK		1	1
S04 - Break-in probes	ATTACK	RSA	0	1
S04 - Break-in probes	ATTTHEFT		0	3
S04 - Breakin probes	ATTTHEFT	THEFT	0	2
S04 - Break-in probes	ATTTHEFT	THEFT, VANDALISM	0	1
S04 - Break-in probes	ATTTHEFT	VANDALISM	0	3
S04 - Break-in probes	MVP	ATTTHEFT, THEFT, VANDALISM	0	1
S04 - Break-in probes	THEFT		6	5
S04 - Break-in probes	THEFT	ATTACK, VANDALISM	0	1
S04 - Break-in probes	THEFT	VANDALISM	0	1
S04 - Break-in probes	VANDALISM		1	2
S05 - Vandalism probes			81	88
S05 - Vandalism probes	ATTACK		4	1
S05 - Vandalism probes	ATTTHEFT	BI, ATTACK	0	1
S05 - Vandalism probes	ATTTHEFT	THEFT	0	2
S05 - Vandalism probes	BI		0	5
S05 - Vandalism probes	MVP		0	1
S05 - Vandalism probes	THEFT		4	2
S05 - Vandalism probes	THEFT	BI	0	1
S06 - Attack probes			163	129
S06 - Attack probes	ATTTHEFT		7	10
S06 - Attack probes	ATTTHEFT	BI	0	1
S06 - Attack probes	ATTTHEFT	RSA	3	0
S06 - Attack probes	ATTTHEFT	VANDALISM	0	1
S06 - Attack probes	BI		0	2
S06 - Attack probes	MV	THEFT, BI, VANDALISM	0	1
S06 - Attack probes	RSA		8	2
S06 - Attack probes	THEFT		2	5
S06 - Attack probes	THEFT	VANDALISM	0	1
S06 - Attack probes	VANDALISM		0	4
S07 - RSA probes			18	16
S07 - RSA probes	ATTACK		0	7
S07 - RSA probes	ATTTHEFT		1	0



**Table A7-2. TOC reclassification, Condition 1 and Condition 2 IL and NIL**

TOC reclassification	Condition 1	Condition 2 IL	Condition 2 NIL
Total number of victimizations reclassified after editing	59	42	33
Percent of victimizations reclassified after editing	8.24	6.07	4.56
<b>TOC 0 -- Error, no CIR</b>			
Total based on algorithm before editing	0	0	0
Reclassified into this TOC after editing	0	5	4
Reclassified into a different TOC after editing	0	0	0
Reclassified as "Not a crime"	0	0	0
Total after editing	0	5	4
<b>TOC 1 -- Completed Rape</b>			
Total based on algorithm before editing	0	6	6
Reclassified into this TOC after editing	0	0	1
Reclassified into a different TOC after editing	0	0	0
Reclassified as "Not a crime"	0	0	0
Total after editing	0	6	7
<b>TOC 2 -- Attempted Rape</b>			
Total based on algorithm before editing	1	3	2
Reclassified into this TOC after editing	0	0	0
Reclassified into a different TOC after editing	0	0	0
Reclassified as "Not a crime"	0	0	0
Total after editing	1	3	2
<b>TOC 3 -- Completed Sexual Assault</b>			
Total based on algorithm before editing	0	6	6
Reclassified into this TOC after editing	0	0	1
Reclassified into a different TOC after editing	0	0	0
Reclassified as "Not a crime"	0	0	0
Total after editing	0	6	7
<b>TOC 3.5 -- Rape or Sexual Assault, Unspecified</b>			
Total based on algorithm before editing	0	0	0
Reclassified into this TOC after editing	5	0	0
Reclassified into a different TOC after editing	0	0	0
Reclassified as "Not a crime"	0	0	0
Total after editing	5	0	0
<b>TOC 5 -- Completed Robbery with Injury from Serious Assault</b>			
Total based on algorithm before editing	4	1	5
Reclassified into this TOC after editing	0	0	0
Reclassified into a different TOC after editing	0	0	0
Reclassified as "Not a crime"	0	0	0
Total after editing	4	1	5
<b>TOC 6 -- Completed Robbery with Injury from Minor Assault</b>			
Total based on algorithm before editing	2	1	2
Reclassified into this TOC after editing	0	0	0
Reclassified into a different TOC after editing	0	0	0
Reclassified as "Not a crime"	0	0	0
Total after editing	2	1	2

**Table A7-2. TOC reclassification, Condition 1 and Condition 2 IL and NIL (continued)**

TOC reclassification	Condition 1	Condition 2 IL	Condition 2 NIL
<b>TOC 7 -- Completed Robbery without Injury</b>			
Total based on algorithm before editing	11	3	9
Reclassified into this TOC after editing	1	0	0
Reclassified into a different TOC after editing	0	0	0
Reclassified as "Not a crime"	0	0	0
Total after editing	12	3	9
<b>TOC 8 -- Attempted Robbery with Injury from Serious Assault</b>			
Total based on algorithm before editing	0	0	1
Reclassified into this TOC after editing	0	0	0
Reclassified into a different TOC after editing	0	0	0
Reclassified as "Not a crime"	0	0	0
Total after editing	0	0	1
<b>TOC 9 -- Attempted Robbery with Injury from Minor Assault</b>			
Total based on algorithm before editing	1	0	2
Reclassified into this TOC after editing	0	0	0
Reclassified into a different TOC after editing	0	0	0
Reclassified as "Not a crime"	0	0	0
Total after editing	1	0	2
<b>TOC 10 -- Attempted Robbery without Injury</b>			
Total based on algorithm before editing	9	8	13
Reclassified into this TOC after editing	0	0	0
Reclassified into a different TOC after editing	1	0	2
Reclassified as "Not a crime"	1	0	0
Total after editing	7	8	11
<b>TOC 11 -- Aggravated Assault Completed with Injury</b>			
Total based on algorithm before editing	6	6	2
Reclassified into this TOC after editing	0	0	0
Reclassified into a different TOC after editing	0	0	0
Reclassified as "Not a crime"	0	0	0
Total after editing	6	6	2
<b>TOC 12 -- Attempted Aggravated Assault with Weapon</b>			
Total based on algorithm before editing	11	10	11
Reclassified into this TOC after editing	2	0	2
Reclassified into a different TOC after editing	1	0	1
Reclassified as "Not a crime"	0	0	1
Total after editing	12	10	11
<b>TOC 13 -- Threatened Assault with Weapon</b>			
Total based on algorithm before editing	26	7	7
Reclassified into this TOC after editing	0	0	0
Reclassified into a different TOC after editing	6	0	1
Reclassified as "Not a crime"	4	0	1
Total after editing	16	7	5
<b>TOC 14 -- Simple Assault Completed with Injury</b>			
Total based on algorithm before editing	20	12	3
Reclassified into this TOC after editing	0	0	0
Reclassified into a different TOC after editing	0	0	0
Reclassified as "Not a crime"	4	0	0
Total after editing	16	12	3

**Table A7-2. TOC reclassification, Condition 1 and Condition 2 IL and NIL (continued)**

TOC reclassification	Condition 1	Condition 2 IL	Condition 2 NIL
<b>TOC 15 -- Sexual Assault without Injury (C1 only)</b>			
Total based on algorithm before editing	8	0	0
Reclassified into this TOC after editing	0	0	0
Reclassified into a different TOC after editing	0	0	0
Reclassified as "Not a crime"	0	0	0
Total after editing	8	0	0
<b>TOC 17 -- Assault without Weapon without Injury</b>			
Total based on algorithm before editing	41	33	25
Reclassified into this TOC after editing	1	1	3
Reclassified into a different TOC after editing	0	0	0
Reclassified as "Not a crime"	5	2	0
Total after editing	37	32	28
<b>TOC 18 -- Verbal Threat of Rape</b>			
Total based on algorithm before editing	1	2	0
Reclassified into this TOC after editing	2	0	0
Reclassified into a different TOC after editing	1	0	0
Reclassified as "Not a crime"	0	0	0
Total after editing	2	2	0
<b>TOC 20 -- Verbal Threat of Assault</b>			
Total based on algorithm before editing	22	21	23
Reclassified into this TOC after editing	2	0	0
Reclassified into a different TOC after editing	0	0	0
Reclassified as "Not a crime"	1	0	0
Total after editing	23	21	23
<b>TOC 21 -- Completed Purse Snatching</b>			
Total based on algorithm before editing	0	0	0
Reclassified into this TOC after editing	1	0	0
Reclassified into a different TOC after editing	0	0	0
Reclassified as "Not a crime"	0	0	0
Total after editing	1	0	0
<b>TOC 23 -- Cash, purse, or wallet stolen off of person</b>			
Total based on algorithm before editing	3	1	3
Reclassified into this TOC after editing	0	0	0
Reclassified into a different TOC after editing	0	0	0
Reclassified as "Not a crime"	0	0	0
Total after editing	3	1	3
<b>TOC 24 -- Something else taken from R's person</b>			
Total based on algorithm before editing	0	5	8
Reclassified into this TOC after editing	0	1	0
Reclassified into a different TOC after editing	0	0	0
Reclassified as "Not a crime"	0	0	0
Total after editing	0	6	8
<b>TOC 31 -- Completed Burglary, Forcible Entry</b>			
Total based on algorithm before editing	20	10	17
Reclassified into this TOC after editing	1	1	1
Reclassified into a different TOC after editing	0	0	1
Reclassified as "Not a crime"	0	0	0
Total after editing	21	11	17

**Table A7-2. TOC reclassification, Condition 1 and Condition 2 IL and NIL (continued)**

TOC reclassification	Condition 1	Condition 2 IL	Condition 2 NIL
<b>TOC 32 -- Completed Burglary, Unlawful Entry without Force</b>			
Total based on algorithm before editing	29	19	14
Reclassified into this TOC after editing	1	2	2
Reclassified into a different TOC after editing	0	0	0
Reclassified as "Not a crime"	1	1	0
Total after editing	29	20	16
<b>TOC 33 -- Attempted Forcible Entry</b>			
Total based on algorithm before editing	24	9	16
Reclassified into this TOC after editing	0	0	2
Reclassified into a different TOC after editing	0	0	0
Reclassified as "Not a crime"	0	0	0
Total after editing	24	9	18
<b>TOC 39 -- Attempted Household Larceny</b>			
Total based on algorithm before editing	26	0	0
Reclassified into this TOC after editing	1	0	0
Reclassified into a different TOC after editing	2	0	0
Reclassified as "Not a crime"	1	0	0
Total after editing	24	0	0
<b>TOC 40 -- Completed Motor Vehicle Theft</b>			
Total based on algorithm before editing	12	11	4
Reclassified into this TOC after editing	0	0	0
Reclassified into a different TOC after editing	0	0	0
Reclassified as "Not a crime"	0	1	0
Total after editing	12	10	4
<b>TOC 41 -- Attempted Motor Vehicle Theft</b>			
Total based on algorithm before editing	2	23	22
Reclassified into this TOC after editing	0	0	0
Reclassified into a different TOC after editing	0	1	4
Reclassified as "Not a crime"	1	0	0
Total after editing	1	22	18
<b>TOC 54 -- Completed Personal Larceny without Contact (Value 1a)</b>			
Total based on algorithm before editing	12	54	60
Reclassified into this TOC after editing	0	0	1
Reclassified into a different TOC after editing	0	0	0
Reclassified as "Not a crime"	1	1	1
Total after editing	11	53	60
<b>TOC 55 -- Completed Personal Larceny without Contact (Value 2a)</b>			
Total based on algorithm before editing	45	71	90
Reclassified into this TOC after editing	0	0	0
Reclassified into a different TOC after editing	0	0	0
Reclassified as "Not a crime"	2	3	0
Total after editing	43	68	90
<b>TOC 56 -- Completed Personal Larceny without Contact (Value 3a)</b>			
Total based on algorithm before editing	79	102	100
Reclassified into this TOC after editing	0	0	2
Reclassified into a different TOC after editing	0	3	0
Reclassified as "Not a crime"	4	8	2
Total after editing	75	91	100

**Table A7-2. TOC reclassification, Condition 1 and Condition 2 IL and NIL (continued)**

TOC reclassification	Condition 1	Condition 2 IL	Condition 2 NIL
<b>TOC 57 -- Completed Personal Larceny without Contact (Value 4a)</b>			
Total based on algorithm before editing	82	0	0
Reclassified into this TOC after editing	1	0	0
Reclassified into a different TOC after editing	0	0	0
Reclassified as "Not a crime"	4	0	0
Total after editing	79	0	0
<b>TOC 58 -- Completed Personal Larceny without Contact (Value NA)</b>			
Total based on algorithm before editing	23	35	38
Reclassified into this TOC after editing	6	4	0
Reclassified into a different TOC after editing	0	1	0
Reclassified as "Not a crime"	3	1	1
Total after editing	26	37	37
<b>TOC 59 -- Attempted Personal Larceny without Contact</b>			
Total based on algorithm before editing	10	43	43
Reclassified into this TOC after editing	0	1	3
Reclassified into a different TOC after editing	0	2	0
Reclassified as "Not a crime"	2	4	5
Total after editing	8	38	41
<b>TOC 60 -- Vandalism (C2 only)</b>			
Total based on algorithm before editing	0	64	81
Reclassified into this TOC after editing	0	1	0
Reclassified into a different TOC after editing	0	1	1
Reclassified as "Not a crime"	0	7	4
Total after editing	0	57	76
<b>TOC 90 -- Unwanted Sexual Contact with or without Force (C1 only)</b>			
Total based on algorithm before editing	9	0	0
Reclassified into this TOC after editing	0	0	0
Reclassified into a different TOC after editing	0	0	0
Reclassified as "Not a crime"	0	0	0
Total after editing	9	0	0
<b>TOC 91 -- Sexual Contact with Penetration and Pressured (C2 only)</b>			
Total based on algorithm before editing	0	0	1
Reclassified into this TOC after editing	0	0	0
Reclassified into a different TOC after editing	0	0	0
Reclassified as "Not a crime"	0	0	0
Total after editing	0	0	1
<b>TOC 99 -- CIR did not yield TOC code</b>			
Total based on algorithm before editing	177	106	95
Reclassified into this TOC after editing	27	11	6
Reclassified into a different TOC after editing	13	3	8
Reclassified as "Not a crime"	1	1	0
Total after editing	190	113	93
<b>TOC 444 -- Duplicate Crime -- CIR was asked</b>			
Total based on algorithm before editing	0	0	0
Reclassified into this TOC after editing	8	13	5
Reclassified into a different TOC after editing	0	0	0
Reclassified as "Not a crime"	0	0	0
Total after editing	8	13	5

**Table A7-2. TOC reclassification, Condition 1 and Condition 2 IL and NIL (continued)**

TOC reclassification	Condition 1	Condition 2 IL	Condition 2 NIL
<b>Total -- All TOCs</b>			
Total based on algorithm before editing	716	672	709
Reclassified into this TOC after editing	59	40	33
Reclassified into a different TOC after editing	24	11	18
Reclassified as "Not a crime"	35	29	15
Total after editing	716	672	709

# Appendix 2

## Standard Errors

**Table A3-3SE. Standard errors for Table A3.3: Rate of violent crime victimizations, by victim and setting characteristics, Condition 1 and Condition 2 IL and NIL**

	Condition 1		Condition 2 IL		Condition 2 NIL <sup>a</sup>	
	Rate <sup>b</sup>	SE	Rate <sup>b</sup>	SE	Rate <sup>b</sup>	SE
<b>Sex</b>						
Male	75.52	15.18	82.65	20.68	126.9	19.18
Female	53.49	8.78	98.92	25.46	90.4	21.10
<b>Age</b>						
12-17	13.82	9.86	286.92	114.52	128.0	48.30
18-29	141.18	28.49	96.2	19.93	188.2	70.18
30-49	68.58	16.58	83.34	20.23	79.8	18.97
50-64	66.52	16.32	83.4	26.49	118.1	33.93
65+	10.70	5.22	19.10	6.46	55.9	25.19
<b>Marital status</b>						
Currently married	44.21	10.77	57.21	16.22	63.6	22.95
Other <sup>c</sup>	82.83	12.46	122.11	24.58	148.3	22.52
<b>Was anyone else in the room</b>						
Yes	57.8	14.3	95.2	21.7	96.6	35.73
No	46.9	11.5	101.9	25.6	123.4	19.32
<b>Anyone heard answers</b>						
Yes	57.84	14.32	95.21	21.66	113.0	46.84
No	46.92	11.53	101.87	25.62	107.0	13.89

<sup>a</sup> Some Condition 2 NIL estimates have changed from those in the originally published report.

<sup>b</sup> Rate is per 1,000 persons age 12 or older.

<sup>c</sup> "Other" includes widowed, divorced, separated, never married.



**Table A4-1SE. Standard errors for Table A4.1: Number and rate of violent victimizations, by type of crime, Condition 1 and Condition 2 IL and NIL, age 12 or older**

Type of crime	Condition 1		Condition 2 IL		Condition 2 NIL <sup>a</sup>	
	Weighted number SE	Rate per 1,000 SE <sup>b</sup>	Weighted number SE	Rate per 1,000 SE <sup>b</sup>	Weighted number SE	Rate per 1,000 SE <sup>b</sup>
Violent crime	2,516,650	9.35	4,071,926	15.12	4,113,393	15.28
Rape/Sexual Assault	761,430	2.83	1,111,168	4.13	2,603,902	9.67
Robbery	752,772	2.80	462,349	1.72	2,591,095	9.62
Assault	2,271,161	8.43	3,302,334	12.26	2,160,044	8.02
Aggravated Assault	579,722	2.15	665,048	2.47	1,031,818	3.83
Simple Assault	2,173,424	8.07	3,105,455	11.53	2,188,308	8.13
Violent crime excluding Simple Assault	1,055,515	3.92	1,355,694	5.03	3,879,201	14.41
Personal Theft	170,427	0.63	433,323	1.61	751,602	2.79

<sup>a</sup> Some Condition 2 NIL estimates have changed from those in the originally published report.

<sup>b</sup> Rate is per 1,000 persons age 12 or older.

**Table A4-1aSE. Standard errors for Table A4.1a: Number and rate of violent victimizations, by type of crime, Condition 1 and Condition 2 IL and NIL, age 18 or older**

Type of crime	Condition 1		Condition 2 IL		Condition 2 NIL <sup>a</sup>	
	Weighted number SE	Rate per 1,000 SE <sup>b</sup>	Weighted number SE	Rate per 1,000 SE <sup>b</sup>	Weighted number SE	Rate per 1,000 SE <sup>b</sup>
Violent crime	2,484,182	10.22	2,682,022	10.87	3,355,256	14.02
Rape/Sexual Assault	761,430	3.12	1,111,168	4.52	2,603,902	10.81
Robbery	752,772	3.08	462,349	1.87	2,588,663	10.65
Assault	2,251,608	9.25	2,208,613	8.96	1,856,758	7.41
Aggravated Assault	579,722	2.37	691,983	2.82	1,031,818	4.20
Simple Assault	2,166,887	8.89	1,938,951	7.87	1,884,047	7.64
Violent crime excluding Simple Assault	1,055,515	4.33	1,264,928	5.14	3,744,945	15.57
Personal Theft	170,427	0.70	433,323	1.75	698,932	2.88

<sup>a</sup> Some Condition 2 NIL estimates have changed from those in the originally published report.

<sup>b</sup> Rate is per 1,000 persons age 18 or older.

**Table A4-2SE. Standard errors for Table A4.2: Number and rate of property victimizations, by type of crime, Condition 1 and Condition 2 IL and NIL, reported by respondents age 12 or older**

Type of crime	Condition 1		Condition 2 IL		Condition 2 NIL	
	Weighted number SE	Rate per 1,000 SE <sup>a</sup>	Weighted number SE	Rate per 1,000 SE <sup>a</sup>	Weighted number SE	Rate per 1,000 SE <sup>a</sup>
Total Property Victimization excluding Vandalism	2,274,029	18.82	2,195,628	18.17	3,577,204	29.61
Burglary/Trespassing	1,005,668	8.32	570,311	4.72	1,987,369	16.45
Burglary	483,774	4.00	575,879	4.77	1,761,120	14.58
Trespassing	597,950	4.95	321,633	2.66	350,539	2.90
Motor Vehicle Theft	339,760	2.81	743,411	6.15	479,406	3.97
Completed Motor Vehicle Theft	339,447	2.81	399,229	3.30	117,757	0.97
Attempted Motor Vehicle Theft	62,499	0.52	682,137	5.65	458,101	3.79
Other Theft	1,898,887	15.72	2,015,425	16.68	2,892,519	23.94
Vandalism	N/A	N/A	1,075,694	8.90	1,196,229	9.90

<sup>a</sup> Rate is per 1,000 households.

N/A: Not applicable; Vandalism was not included in Condition 1.

**Table A4-2aSE. Standard errors for Table A4.2a: Number and rate of property victimizations, by type of crime, Condition 1 and Condition 2 IL and NIL, reported by respondents age 18 or older**

Type of crime	Condition 1		Condition 2 IL		Condition 2 NIL	
	Weighted number	Rate per 1,000 <sup>a</sup>	Weighted number	Rate per 1,000 <sup>a</sup>	Weighted number	Rate per 1,000 <sup>a</sup>
Total Property Victimitizations excluding Vandalism	2,281,435	18.88	2,341,671	19.38	3,398,482	28.13
Burglary/Trespassing	1,005,668	8.32	570,311	4.72	1,940,459	16.06
Burglary	483,774	4.00	575,879	4.77	1,718,597	14.23
Trespassing	597,950	4.95	321,633	2.66	350,539	2.90
Motor-Vehicle Theft	339,760	2.81	743,411	6.15	480,833	3.98
Completed Motor-Vehicle Theft	339,447	2.81	399,229	3.30	117,757	0.97
Attempted Motor-Vehicle Theft	62,499	0.52	682,137	5.65	459,334	3.80
Other Theft	1,888,336	15.63	2,017,515	16.70	2,742,632	22.70
Vandalism	N/A	N/A	1,075,694	8.90	1,196,229	9.90

<sup>a</sup> Rate is per 1,000 households.

N/A: Not applicable; Vandalism was not included in Condition 1.

**Table A4-3SE. Standard errors for Table A4.3: Number and rate of violent victimizations, by type of crime, Condition 1 and Condition 2 IL and NIL, without series adjustment**

Type of crime	Condition 1		Condition 2 IL		Condition 2 NIL <sup>a</sup>	
	Weighted number SE	Rate per 1,000 SE <sup>b</sup>	Weighted number SE	Rate per 1,000 SE <sup>b</sup>	Weighted number SE	Rate per 1,000 SE <sup>b</sup>
Violent crime	2,090,205	7.76	2,487,327	9.24	2,058,774	7.65
Rape/Sexual Assault	761,430	2.83	1,111,168	4.13	497,153	1.85
Robbery	752,772	2.80	462,349	1.72	1,424,181	5.29
Assault	1,647,835	6.12	1,949,168	7.24	1,471,772	5.47
Aggravated Assault	462,046	1.72	665,048	2.47	620,912	2.31
Simple Assault	1,403,455	5.21	1,713,857	6.36	1,486,723	5.52
Violent crime excluding Simple Assault	1,010,238	3.75	1,355,694	5.03	1,539,291	5.72
Personal Theft	170,427	0.63	433,323	1.61	751,602	2.79

<sup>a</sup> Some Condition 2 NIL estimates have changed from those in the originally published report.

<sup>b</sup> Rate is per 1,000 persons age 12 or older.

**Table A4-4SE. Standard errors for Table A4.4: Number and rate of property victimizations, by type of crime, Condition 1 and Condition 2 IL and NIL, without series adjustment**

Type of crime	Condition 1		Condition 2 IL		Condition 2 NIL	
	Weighted number SE	Rate per 1,000 SE <sup>a</sup>	Weighted number SE	Rate per 1,000 SE <sup>a</sup>	Weighted number SE	Rate per 1,000 SE <sup>a</sup>
Total Property Victimization excluding Vandalism	2,335,724	19.33	2,003,709	16.59	3,068,139	25.40
Burglary/Trespassing	1,005,668	8.32	570,311	4.72	941,185	7.79
Burglary	483,774	4.00	575,879	4.77	740,820	6.13
Trespassing	597,950	4.95	321,633	2.66	350,539	2.90
Motor Vehicle Theft	339,760	2.81	616,606	5.10	479,406	3.97
Completed Motor Vehicle Theft	339,447	2.81	399,229	3.30	117,757	0.97
Attempted Motor Vehicle Theft	62,499	0.52	496,380	4.11	458,101	3.79
Other Theft	2,010,714	16.64	1,731,535	14.33	2,619,178	21.68
Vandalism	N/A	N/A	819,025	6.78	946,867	7.84

<sup>a</sup> Rate is per 1,000 households.

N/A: Not applicable; Vandalism was not included in Condition 1.

**Table A4-5SE. Standard errors for Table A4.5: Number and percent of persons who were victims of violent crime, by type of crime, Condition 1 and Condition 2 IL and NIL, age 12 and older**

Type of crime	Condition 1		Condition 2 IL		Condition 2 NIL	
	Weighted number of victims SE <sup>a</sup>	Percent of persons SE <sup>b</sup>	Weighted number of victims SE <sup>a</sup>	Percent of persons SE <sup>b</sup>	Weighted number of victims SE <sup>a</sup>	Percent of persons SE <sup>b</sup>
Violent crime	1,409,828	0.52	1,327,585	0.49	1,501,876	0.56
Rape/Sexual Assault	274,258	0.10	541,299	0.20	412,898	0.15
Robbery	382,175	0.14	462,349	0.17	1,216,245	0.45
Assault	1,109,792	0.41	1,249,167	0.46	1,342,177	0.50
Aggravated Assault	440,132	0.16	670,098	0.25	547,973	0.20
Simple Assault	975,940	0.36	1,320,794	0.49	1,346,661	0.50
Violent crime excluding Simple Assault	607,167	0.23	849,423	0.32	1,373,176	0.51
Personal Theft	170,427	0.06	433,323	0.16	734,321	0.27

<sup>a</sup> Number of persons age 12 or older who experienced at least one property victimization during the year.

<sup>b</sup> Percent of persons age 12 or older who experienced at least one property victimization during the year.

**Table A4-5aSE. Standard errors for Table A4.5a: Number and percent of persons who were victims of violent crime, by type of crime, Condition 1 and Condition 2 IL and NIL, age 18 and older**

Type of crime	Condition 1		Condition 2 IL		Condition 2 NIL	
	Weighted number of victims SE <sup>a</sup>	Percent of persons SE <sup>b</sup>	Weighted number of victims SE <sup>a</sup>	Percent of persons SE <sup>b</sup>	Weighted number of victims SE <sup>a</sup>	Percent of persons SE <sup>b</sup>
Violent crime	1,308,603	0.54	1,131,190	0.45	1,292,468	0.54
Rape or Sexual Assault	274,258	0.11	541,299	0.22	412,898	0.17
Robbery	382,175	0.16	462,349	0.19	1,128,390	0.47
Assault	1,009,753	0.41	987,815	0.39	955,910	0.39
Aggravated Assault	440,132	0.18	682,254	0.28	547,973	0.23
Simple Assault	892,543	0.37	888,706	0.36	973,945	0.40
Violent crime excluding Simple Assault	607,167	0.25	768,713	0.31	1,402,163	0.58
Personal Theft	170,427	0.07	433,323	0.18	683,356	0.28

<sup>a</sup> Number of persons age 18 or older who experienced at least one property victimization during the year.

<sup>b</sup> Percent of persons age 18 or older who experienced at least one property victimization during the year.



**Table A4-6SE. Standard errors for Table A4.6: Number and percent of households victimized by property crime, by type of crime, Condition 1 and Condition 2 IL and NIL**

Type of crime	Condition 1		Condition 2 IL		Condition 2 NIL	
	Number of households victimized SE <sup>a</sup>	Percent of households victimized SE <sup>b</sup>	Number of households victimized SE <sup>a</sup>	Percent of households victimized SE <sup>b</sup>	Number of households victimized SE <sup>a</sup>	Percent of households victimized SE <sup>b</sup>
Total Property Victimitizations excluding Vandalism	1,215,519	1.01	1,311,801	1.09	1,393,324	1.15
Burglary/Trespassing	445,516	0.37	409,398	0.34	808,560	0.67
Burglary	278,916	0.23	340,224	0.28	613,550	0.51
Trespassing	331,690	0.27	320,685	0.27	350,539	0.29
Motor Vehicle Theft	240,027	0.20	487,459	0.40	388,946	0.32
Completed Motor Vehicle Theft	240,961	0.20	399,229	0.33	117,757	0.10
Attempted Motor Vehicle Theft	62,499	0.05	290,861	0.24	362,591	0.30
Other Theft	1,088,414	0.90	1,254,319	1.04	1,436,809	1.19
Vandalism	N/A	N/A	657,775	0.54	637,377	0.53

<sup>a</sup> Number of households that experienced at least one property victimization during the year.

<sup>b</sup> Percent of households that experienced at least one property victimization during the year.

N/A: Not applicable; Vandalism was not included in Condition 1.

**Table A4-7SE. Standard errors for Table A4.7. Number and rate of violent victimization reported to police, Condition 1 and Condition 2 IL and NIL**

Type of crime	Condition 1		Condition 2 IL		Condition 2 NIL <sup>a</sup>	
	Weighted number SE	Rate per 1,000 SE <sup>b</sup>	Weighted number SE	Rate per 1,000 SE <sup>b</sup>	Weighted number SE	Rate per 1,000 SE <sup>b</sup>
Violent crime	1,995,900	7.41	1,889,778	7.02	3,152,534	11.71
Rape/Sexual Assault	301,439	1.12	368,357	1.37	2,513,772	9.33
Robbery	511,974	1.90	257,616	0.96	1,185,146	4.40
Assault	1,885,871	7.00	1,919,639	7.13	1,279,272	4.75
Aggravated Assault	332,257	1.23	405,293	1.51	920,599	3.42
Simple Assault	1,862,577	6.92	1,779,084	6.61	1,017,488	3.78
Violent crime excluding Simple Assault	669,261	2.49	665,149	2.47	2,856,754	10.61
Personal Theft	145,529	0.54	199,927	0.74	159,486	0.59

<sup>a</sup> Some Condition 2 NIL estimates have changed from those in the originally published report.

<sup>b</sup> Rate is per 1,000 persons age 12 or older.

**Table A4-8SE. Standard errors for Table A4.8. Number and percent of property victimization reported to police, Condition 1 and Condition 2 IL and NIL**

Type of crime	Condition 1		Condition 2 IL		Condition 2 NIL	
	Weighted number SE	Rate per 1,000 SE <sup>a</sup>	Weighted number SE	Rate per 1,000 SE <sup>a</sup>	Weighted number SE	Rate per 1,000 SE <sup>a</sup>
Total Property Victimitizations excluding Vandalism	1,299,686	10.76	1,192,186	9.87	1,231,938	10.20
Burglary/Trespassing	661,878	5.48	360,550	2.98	672,657	5.57
Burglary	294,780	2.44	396,542	3.28	601,034	4.98
Trespassing	531,203	4.40	302,299	2.50	292,362	2.42
Motor Vehicle Theft	312,516	2.59	628,920	5.21	418,084	3.46
Completed Motor Vehicle Theft	312,516	2.59	366,564	3.03	153,175	1.27
Attempted Motor Vehicle Theft	N/A	N/A	557,179	4.61	380,861	3.15
Other Theft	1,075,209	8.90	972,105	8.05	592,040	4.90
Vandalism	N/A	N/A	313,590	2.60	210,955	1.75

<sup>a</sup> Rate is per 1,000 households.

N/A: Not applicable; Vandalism was not included in Condition 1; no Attempted MV Thefts were reported in Condition 1.

**Table A4-9SE. Standard errors for Table A4.9: Number and percent of violent victimizations reported to police, Condition 1 and Condition 2 IL and NIL**

Type of crime	Condition 1		Condition 2 IL		Condition 2 NIL <sup>a</sup>	
	Weighted number SE	Weighted percent SE	Weighted number SE	Weighted percent SE	Weighted number SE	Weighted percent SE
Violent crime	1,995,900	0.07	1,889,778	0.06	3,152,534	0.07
Rape or Sexual Assault	301,439	0.25	368,357	0.09	2,513,772	0.26
Robbery	511,974	0.13	257,616	0.13	1,185,146	0.19
Assault	1,885,871	0.08	1,919,639	0.08	1,279,272	0.06
Aggravated Assault	332,257	0.10	405,293	0.11	920,599	0.11
Simple Assault	1,862,577	0.11	1,779,084	0.10	1,017,488	0.07
Violent crime excluding Simple Assault	669,261	0.06	665,149	0.06	2,856,754	0.13
Personal Theft	145,529	0.23	199,927	0.16	159,486	0.12

<sup>a</sup> Some Condition 2 NIL estimates have changed from those in the originally published report

**Table A4-10SE. Standard errors for Table A4.10: Number and percent of property victimizations reported to police, Condition 1 and Condition 2 IL and NIL**

Type of crime	Condition 1		Condition 2 IL		Condition 2 NIL	
	Weighted number SE	Weighted percent SE <sup>a</sup>	Weighted number SE	Weighted percent SE <sup>a</sup>	Weighted number SE	Weighted percent SE <sup>a</sup>
Total Property Victimizations excluding Vandalism	1,299,686	0.03	1,192,186	0.03	1,231,938	0.03
Burglary/Trespassing	661,878	0.07	360,550	0.08	672,657	0.12
Burglary	294,780	0.10	396,542	0.12	601,034	0.13
Trespassing	531,203	0.20	302,299	0.14	292,362	0.24
Motor Vehicle Theft	312,516	0.17	628,920	0.08	418,084	0.13
Completed Motor Vehicle Theft	312,516	0.16	366,564	0.12	153,175	0.31
Attempted Motor Vehicle Theft	N/A	N/A	557,179	0.12	380,861	0.15
Other Theft	1,075,209	0.04	972,105	0.03	592,040	0.02
Vandalism	N/A	N/A	313,590	0.06	210,955	0.03

<sup>a</sup> Rate is per 1,000 households.

N/A: Not applicable; Vandalism was not included in Condition 1; no Attempted MV Thefts were reported in Condition 1.

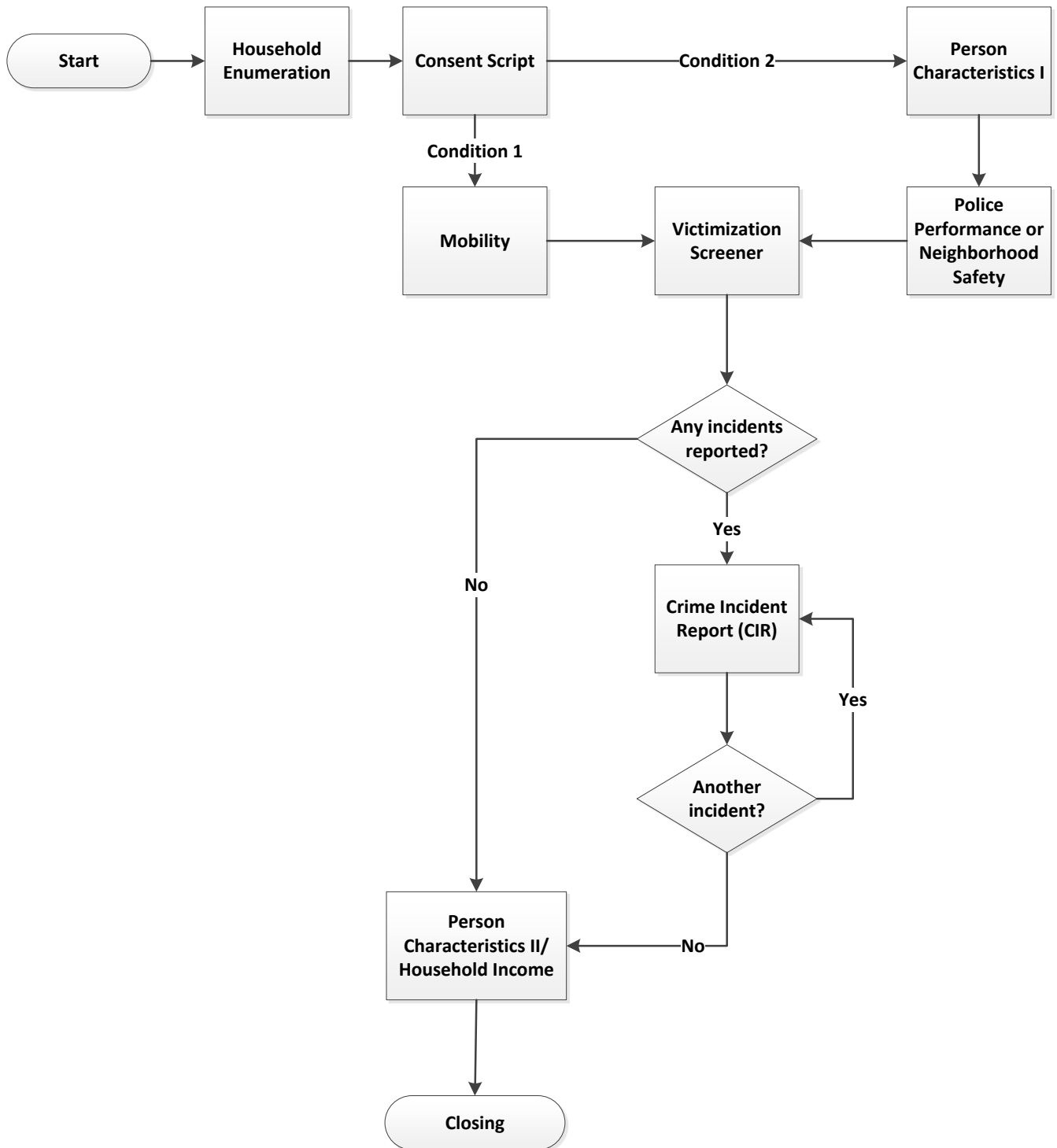
**Table A6-1SE. Standard errors for Table A6.1: Questionnaire section timings (in minutes), Condition 1 and Condition 2 IL and NIL**

Section	Condition 1	Condition 2 IL	Condition 2 NIL
	Mean SE	Mean SE	Mean SE
Household Roster	0.11	0.13	0.13
Consent	0.04	0.05	0.05
Person Interview	0.23	0.25	0.25
Person Characteristics I	N/A	0.01	0.01
Police Ask-all/Community Measures			
Police Ask-all Items	N/A	0.03	0.03
Community Measures	N/A	0.04	0.04
Victimization Screener	0.03	0.06	0.05
Crime Incident Report	1.06	6.49	7.52
Person Characteristics II + Household Characteristics II	0.02	0.04	0.04
Debriefing	0.04	0.04	0.04

# Appendix 3

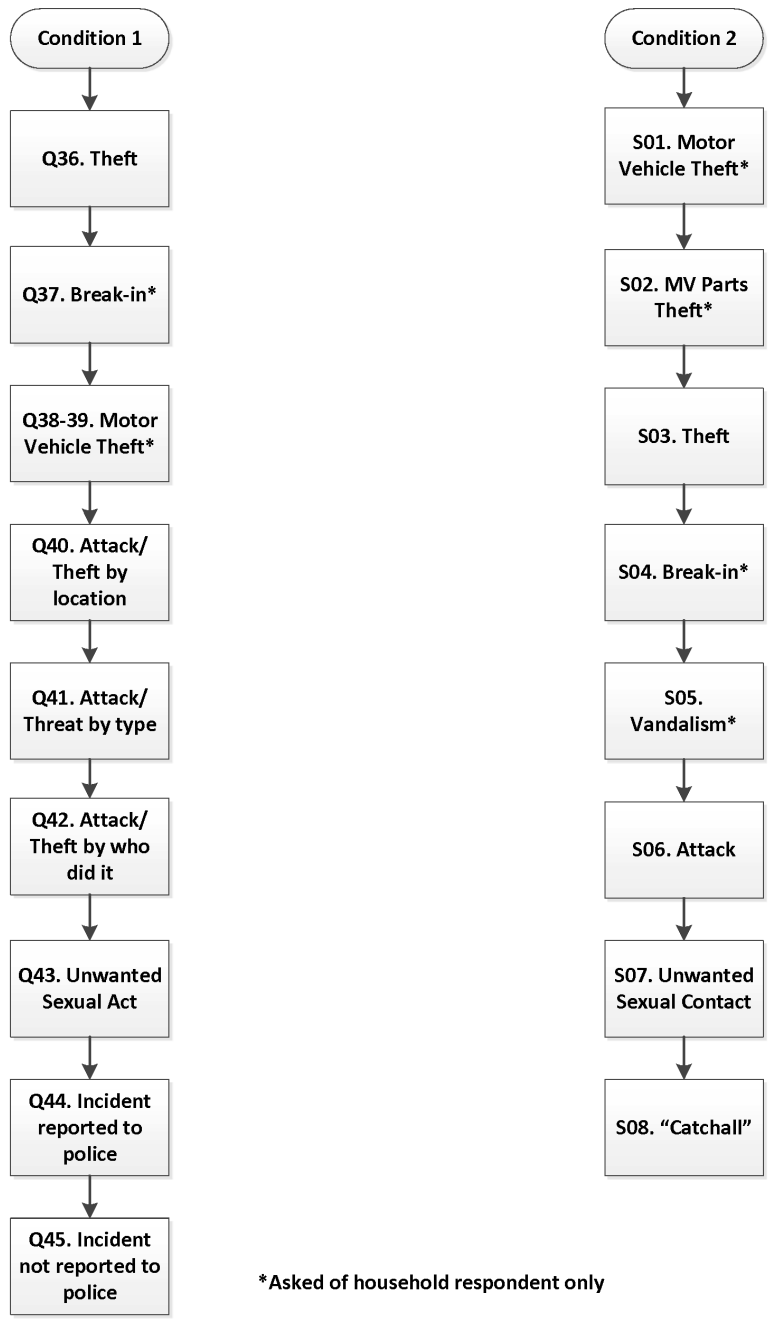
Field Test Questionnaire Flow Charts

**Chart A.1.**  
Flow of NCVS-R Field Test Questionnaires





**Chart A-2**  
**NCVS-R Field Test Questionnaires:**  
**Conditions 1 and 2 Victimization**  
**Screening Sequence**



**Chart A-3a**  
**NCVS-R Field Test Questionnaires:**  
**Conditions 1 and Condition 2 NIL**  
**Example Screener Series Flow (Theft)**

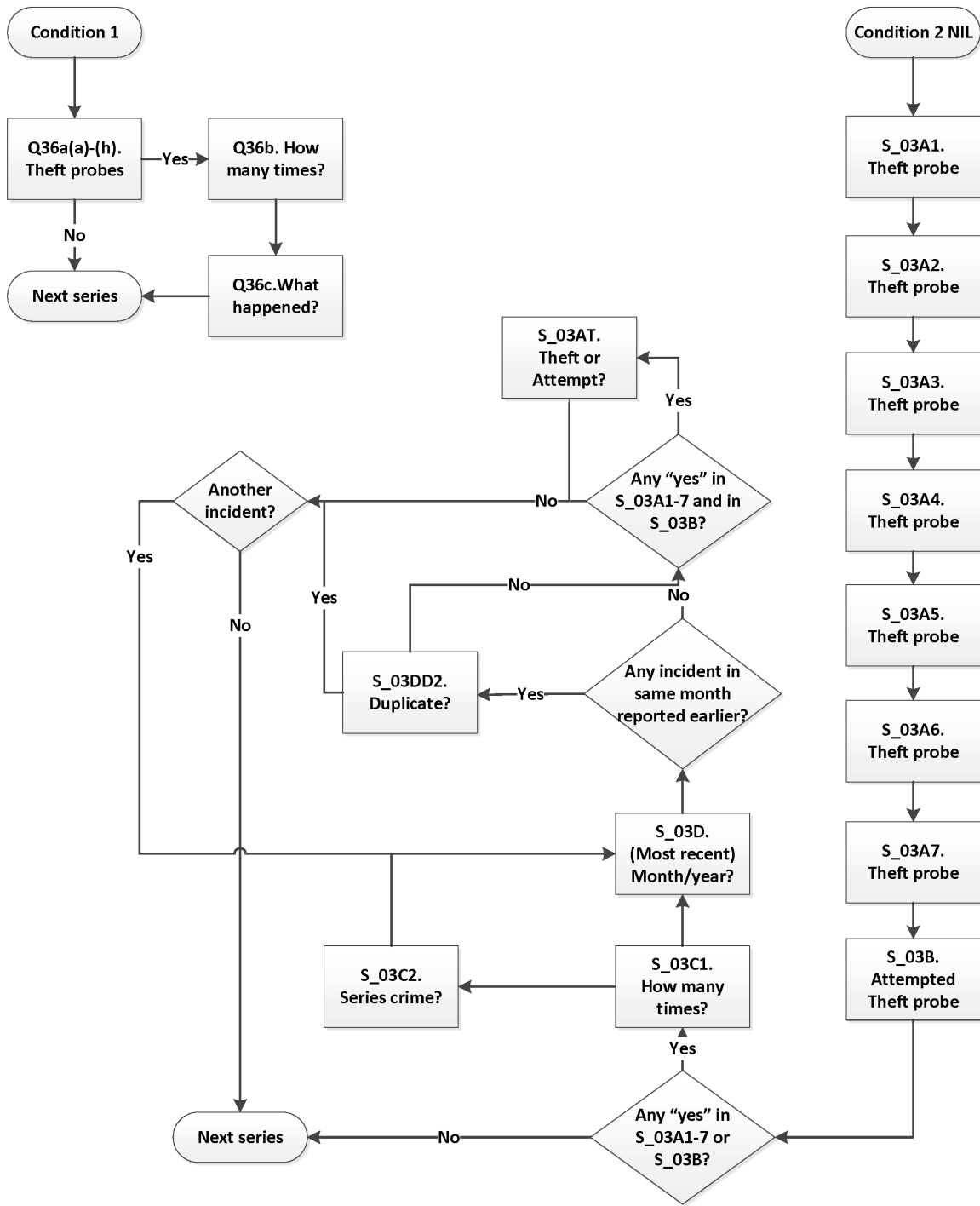
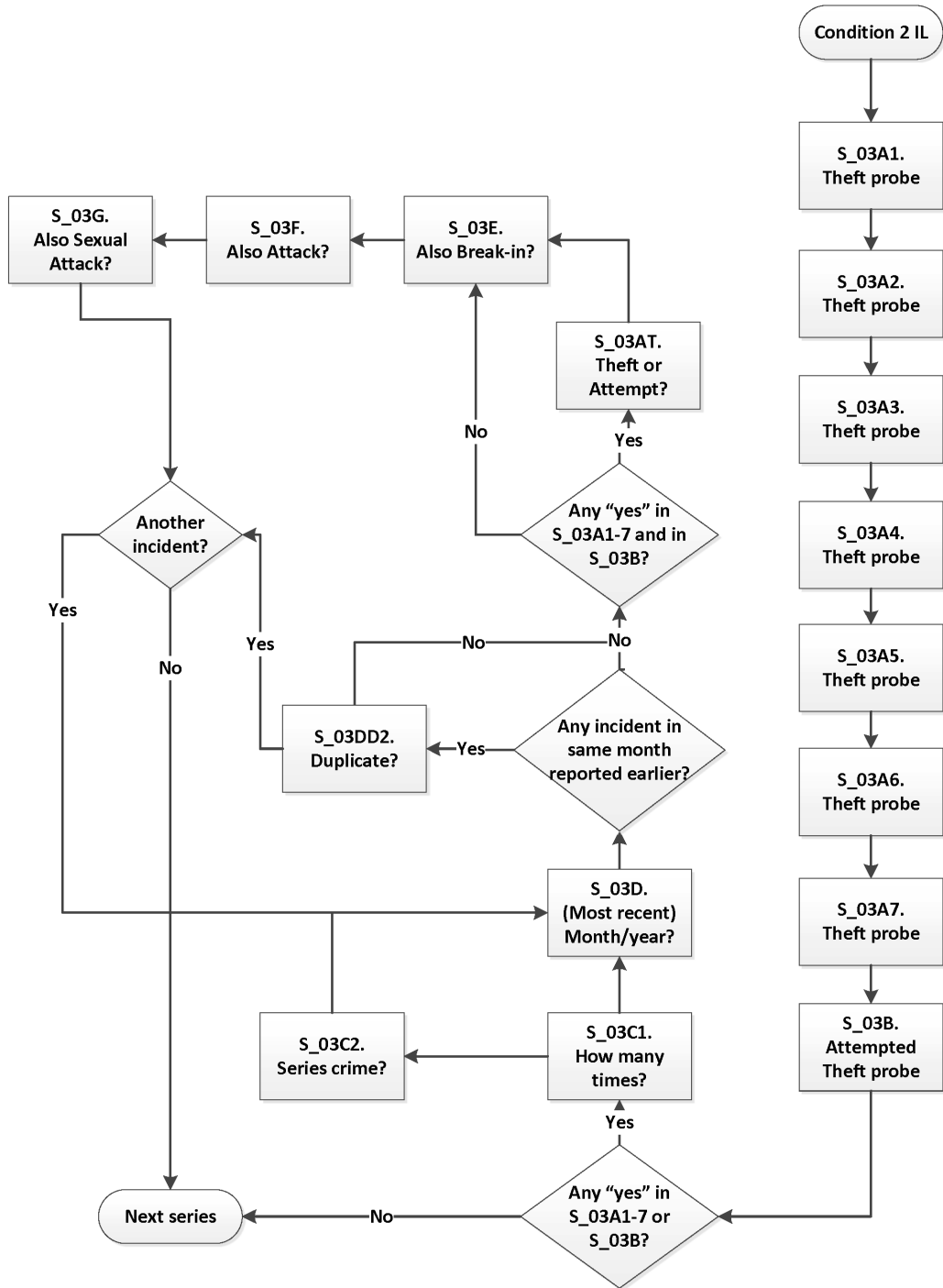
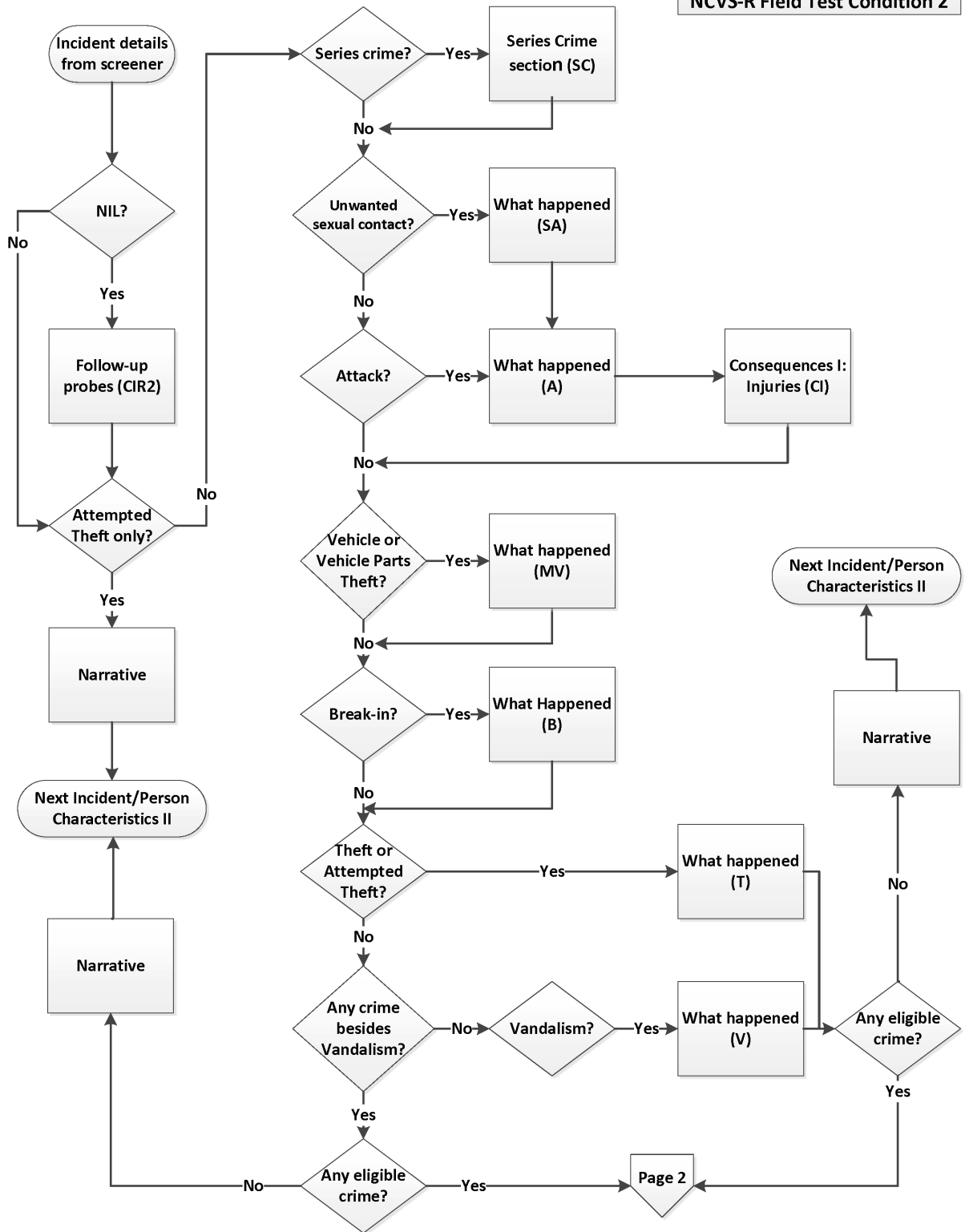


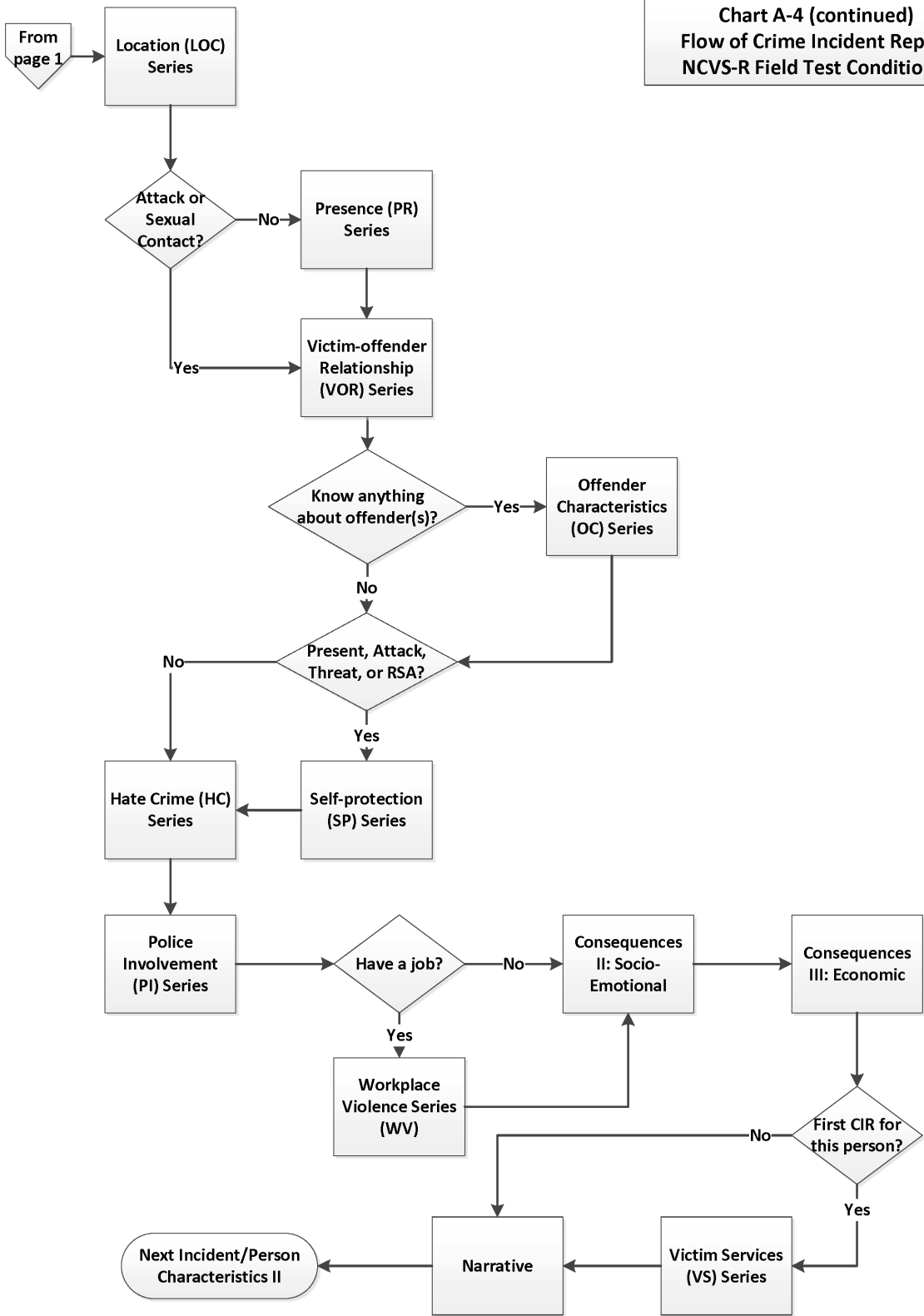
Chart A-3b  
 NCVS-R Field Test Questionnaires:  
 Condition 2 IL  
 Example Screener Series Flow (Theft)



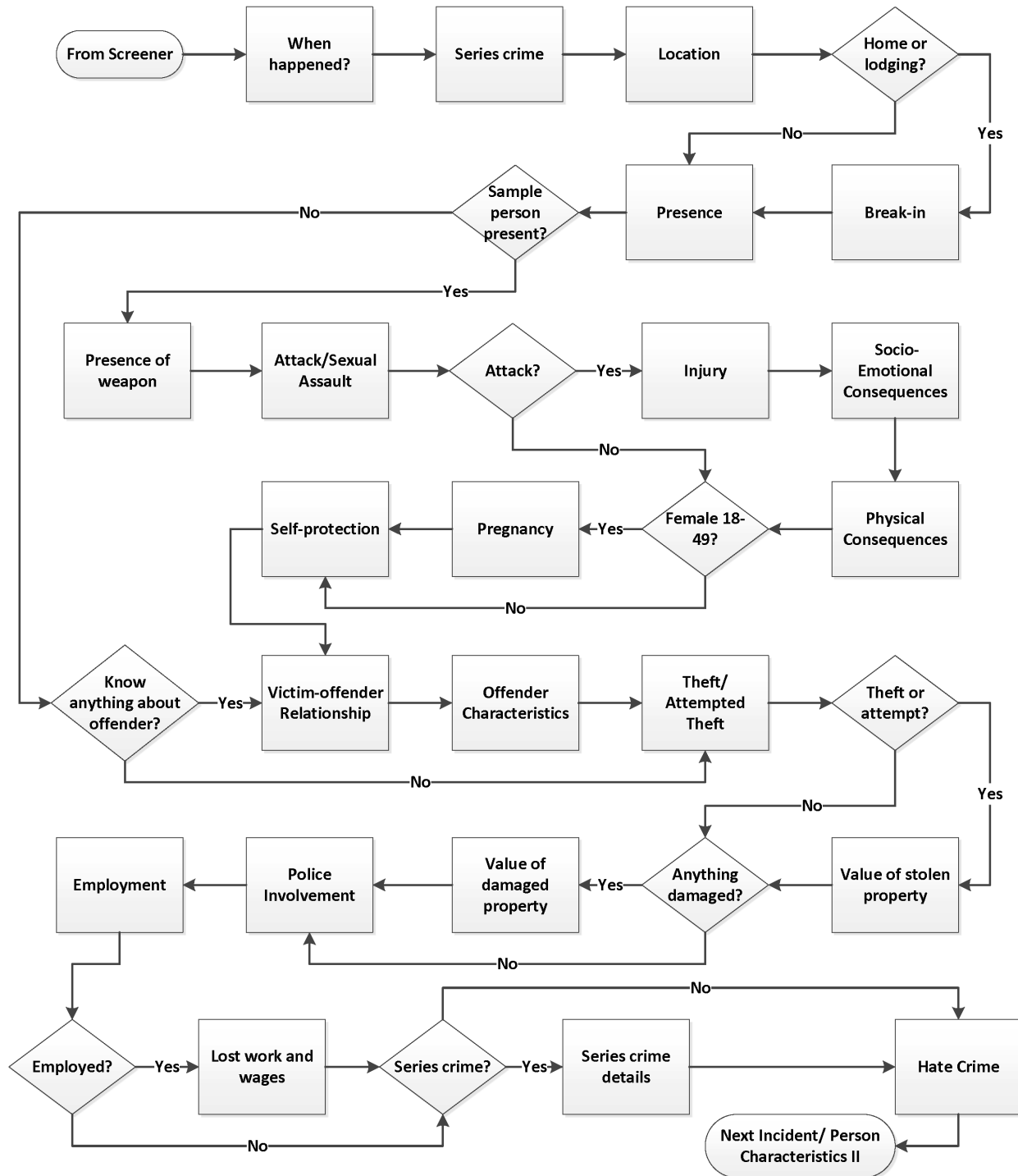
**Chart A-4**  
**Flow of Crime Incident Report**  
**NCVS-R Field Test Condition 2**



**Chart A-4 (continued)**  
**Flow of Crime Incident Report**  
**NCVS-R Field Test Condition 2**



**Chart A-5**  
**Flow of Crime Incident Report**  
**NCVS-R Field Test Condition 1**



# Appendix 4

NCVS-R Field Test Type-of-crime  
Coding Hierarchy

## Appendix 4

# NCVS-R Field Test Type-of-crime Coding Hierarchy

Type of crime (TOC) was initially set equal to 00. The rules in Exhibit A-1 were then applied in the order shown.

Exhibit A-1. Type-of-crime coding hierarchy for Condition 1			
Situation	TOC recode	TOC description	Recode description
TOC=00 and HHMEMBERPRESENT = 1 and (HOWATTACK_11 = 1 or INJURY_12 = 1)	01	Completed Rape	Presence and raped
TOC=00 and HHMEMBERPRESENT = 1 and (INJURY_13 = 1 or HOWATTACK_12 = 1) or (HOWTHREATEN_11 = 1 and ( HOWTHREATEN_17 = 1 or HOWTHREATEN_18 = 1 or HOWTHREATEN_19 = 1 or HOWTHREATEN_20 = 1 or HOWTHREATEN_21 = 1 or HOWTHREATEN_22 = 1 or HOWTHREATEN_23 = 1 )) or (HOWTRYATTACK_11 = 1 and ( HOWTRYATTACK_17 = 1 or HOWTRYATTACK_18 = 1 or HOWTRYATTACK_19 = 1 or HOWTRYATTACK_20 = 1 or HOWTRYATTACK_21 = 1 or HOWTRYATTACK_22 = 1 or HOWTRYATTACK_23 = 1))	02	Attempted Rape	Presence and (attempted rape or verbal threat of rape with weapon or being followed, or struck w/o weapon)
TOC=00 and HHMEMBERPRESENT = 1 and (HOWATTACK_13 = 1 or INJURY_14 = 1 or HOWTHREATEN_15 = 1 or HOWTHREATEN_16 = 1 or HOWTRYATTACK_15 = 1 or HOWTRYATTACK_16 = 1) and (WEAPONPRESENT = 1 or INJURY_15 = 1 or INJURY_16 = 1 or INJURY_17 = 1 or INJURY_18 = 1 or INJURY_19 = 1 or HOWTRYATTACK_17 = 1 or HOWTRYATTACK_18 = 1 or HOWTRYATTACK_19 = 1 or HOWTRYATTACK_20 = 1 or HOWTRYATTACK_21 = 1 or HOWTHREATEN_17 = 1 or HOWTHREATEN_18 = 1 or HOWTHREATEN_19 = 1 or HOWTHREATEN_20 = 1 or HOWTHREATEN_21 = 1 or ((INJURY_20 = 1 or INJURY_21= 1) and CAREDAYHOSPIT = 2-200))	03	Sexual Attack with Serious Assault	Presence and (sexual assault other than rape or attempted rape, or unwanted sexual contact w/ or w/o force) with any type of weapon or weapon present or (severe injury not rape or attempted rape, or lesser injury with hospital stay of 2 or more days)



**Exhibit A-1. Type-of-crime coding hierarchy for Condition 1 (continued)**

Situation	TOC recode	TOC description	Recode description
TOC=00 and HHMEMBERPRESENT = 1 and ((HOWATTACK_13 =1 or INJURY_14 = 1 or HOWTHREATEN_15 = 1 or HOWTHREATEN_16 = 1 or HOWTRYATTACK_15 = 1 or HOWTRYATTACK_16 = 1) and (INJURY_20 = 1 or INJURY_21 = 1)) or ((HOWTHREATEN_15 = 1 or HOWTHREATEN_16 = 1 or HOWTRYATTACK_15 = 1 or HOWTRYATTACK_16 = 1) and (HOWTHREATEN_22 = 1 or HOWTHREATEN_23 = 1 or HOWTRYATTACK_22 = 1 or HOWTRYATTACK_23 = 1))	04	Sexual Attack with Minor Assault	Presence and (sexual assault, not rape or attempted rape or unwanted sexual contact w/ or w/o force) and (minor injury or (unwanted sexual contact w/ or w/o force and (followed, hit, slapped, surrounded, etc.))
TOC=00 and HHMEMBERPRESENT = 1 and THEFT3 = 1 and ((INJURY_15 = 1 or INJURY_16 = 1 or INJURY_17 = 1 or INJURY_18 = 1 or INJURY_19 = 1) or ((INJURY_20 = 1 or INJURY_21 = 1) and (WEAPONPRESENT = 1 or (INJURY_21 = 1 and CAREDAYHOSPIT = 2-200))))	05	Completed Robbery with Injury from Serious Assault	Presence, theft, and nonsexual major injury or (minor injury and any weapon present) or (other specified injury and hospital stay of 2-200 days)
TOC=00 and HHMEMBERPRESENT = 1 and ATTEMPTTHEFT2= 1 and ((INJURY_15 = 1 or INJURY_16 = 1 or INJURY_17 = 1 or INJURY_18 = 1 or INJURY_19 = 1) or ((INJURY_20 = 1 or INJURY_21 = 1) and (WEAPONPRESENT = 1 or (INJURY_21 = 1 and CAREDAYHOSPIT = 2-200))))	08	Attempted Robbery with Injury from Serious Assault	Presence, attempted theft, and nonsexual major injury or (minor injury and any weapon present) or (other specified injury and hospital stay of 2-200 days)
TOC=00 and HHMEMBERPRESENT = 1 and (INJURY_15 = 1 or INJURY_16 = 1 or INJURY_17 = 1 or INJURY_18 = 1 or INJURY_19 = 1) or (INJURY_20 = 1 or INJURY_21 = 1) and (WEAPONPRESENT = 1 or (INJURY_21 = 1 and CAREDAYHOSPIT = 2-200))	11	Aggravated Assault Completed with Injury	Presence and (nonsexual major injury or ((minor injury) and (any weapon present or ((other specified injury) and hospital stay of 2-200 days)))
TOC=00 and HHMEMBERPRESENT = 1 and THEFT3 = 1 and (INJURY_20 = 1 or INJURY_21 = 1)	06	Completed Robbery with Injury from Minor Assault	Presence, theft, and (minor injury or other specified injury)
TOC=00 and HHMEMBERPRESENT = 1 and ATTEMPTTHEFT2 = 1 and (INJURY_20 = 1 or INJURY_21 = 1)	09	Attempted Robbery with Injury from Minor Assault	Presence, attempted theft, and (minor injury or other specified injury)
TOC=00 and HHMEMBERPRESENT = 1 and (INJURY_20 = 1 or INJURY_21 = 1)	14	Simple Assault Completed with Injury	Presence and (minor injury or other specified injury)

**Exhibit A-1. Type-of-crime coding hierarchy for Condition 1 (continued)**

Situation	TOC recode	TOC description	Recode description
TOC=00 and HHMEMBERPRESENT = 1 and THEFT3 = 1 and (HOWATTACK_14 = 1 or HOWATTACK_16 = 1 or HOWATTACK_17 = 1 or HOWATTACK_19 = 1 or HOWATTACK_20 = 1 or HOWATTACK_22 = 1 or HOWATTACK_23 = 1 or HOWATTACK_24 = 1 or TRYATTACK2 = 1 or ATTACK_LIC = 1 or HOWTHREATEN_12 = 1 or HOWTHREATEN_13 = 1 or HOWTHREATEN_17 = 1 or HOWTHREATEN_18 = 1 or HOWTHREATEN_19 = 1 or HOWTHREATEN_20 = 1 or HOWTHREATEN_21 = 1 or HOWTHREATEN_22 = 1 or HOWTHREATEN_23 = 1 or HOWTHREATEN_24 = 1 or HOWTRYATTACK_12 = 1 or HOWTRYATTACK_13 = 1 or HOWTRYATTACK_17 = 1 or HOWTRYATTACK_18 = 1 or HOWTRYATTACK_19 = 1 or HOWTRYATTACK_20 = 1 or HOWTRYATTACK_21 = 1 or HOWTRYATTACK_22 = 1 or HOWTRYATTACK_23 = 1 or HOWTRYATTACK_24 = 1 or THREATEN_LIC = 1)	07	Completed Robbery without Injury	Presence, theft, and (shot, hit with an object or weapon, stabbed, hit, grabbed, or other specify or any type of attempted attack or threat excluding ones of a sexual nature)
TOC=00 and HHMEMBERPRESENT = 1 and ATTEMPTTHEFT2 = 1 and (HOWATTACK_14 = 1 or HOWATTACK_16 = 1 or HOWATTACK_17 = 1 or HOWATTACK_19 = 1 or HOWATTACK_20 = 1 or HOWATTACK_22 = 1 or HOWATTACK_23 = 1 or HOWATTACK_24 = 1 or TRYATTACK2 = 1 or ATTACK_LIC = 1 or HOWTHREATEN_12 = 1 or HOWTHREATEN_13 = 1 or HOWTHREATEN_17 = 1 or HOWTHREATEN_18 = 1 or HOWTHREATEN_19 = 1 or HOWTHREATEN_20 = 1 or HOWTHREATEN_21 = 1 or HOWTHREATEN_22 = 1 or HOWTHREATEN_23 = 1 or HOWTHREATEN_24 = 1 or HOWTRYATTACK_12 = 1 or HOWTRYATTACK_13 = 1 or HOWTRYATTACK_17 = 1 or HOWTRYATTACK_18 = 1 or HOWTRYATTACK_19 = 1 or HOWTRYATTACK_20 = 1 or HOWTRYATTACK_21 = 1 or HOWTRYATTACK_22 = 1 or HOWTRYATTACK_23 = 1 or HOWTRYATTACK_24 = 1 or THREATEN_LIC = 1)	10	Attempted Robbery without Injury	Presence, attempted theft, and (shot at, hit with an object or weapon, stabbed, hit, grabbed, or other specify or any type of attempted attack or threat excluding ones of a sexual nature)

**Exhibit A-1. Type-of-crime coding hierarchy for Condition 1 (continued)**

Situation	TOC recode	TOC description	Recode description
TOC=00 and HHMEMBERPRESENT = 1 and WEAPONPRESENT = 1 and ((HOWTHREATEN_18 = 1 or HOWTHREATEN_19 = 1 or HOWTHREATEN_20 = 1 or HOWTHREATEN_21 = 1 or HOWTHREATEN_22 = 1 or HOWTHREATEN_23 = 1 or HOWTRYATTACK_18 = 1 or HOWTRYATTACK_19 = 1 or HOWTRYATTACK_20 = 1 or HOWTRYATTACK_21 = 1 or HOWTRYATTACK_22 = 1 or HOWTRYATTACK_23 = 1 or TRYATTACK2 = 1 or THREATEN_LIC = 1) or (HOWATTACK_16 = 1 or HOWATTACK_17 = 1 or HOWATTACK_19 = 1 or HOWATTACK_20 = 1 or HOWATTACK_22 = 1 or HOWATTACK_23 = 1 or HOWATTACK_24 = 1 or ATTACK_LIC = 1))	12	Attempted Aggravated Assault with Weapon	Presence and weapon present and (shot at, attempted attack, or attack w/ or w/o weapon)
TOC=00 and HHMEMBERPRESENT = 1 and WEAPONPRESENT = 1	13	Threatened Assault with Weapon	Presence and weapon present
TOC=00 and HHMEMBERPRESENT = 1 and (HOWATTACK_13 = 1 or HOWTHREATEN_15 = 1 or HOWTRYATTACK_15 = 1)	15	Sexual Assault without Injury	Presence and unwanted sexual assault or contact with force—not rape or attempted rape
TOC=00 and HHMEMBERPRESENT = 1 and (HOWTHREATEN_16 = 1 or HOWTRYATTACK_16 = 1)	16	Unwanted Sexual Contact without Force	Presence and unwanted sexual contact without force
TOC=00 and HHMEMBERPRESENT = 1 and (HOWATTACK_20 = 1 or HOWATTACK_22 = 1 or HOWATTACK_23 = 1 or HOWATTACK_24 = 1 or ATTACK_LIC = 1) or ((HOWTHREATEN_12 = 1 or HOWTHREATEN_13 = 1) and (HOWTHREATEN_22 = 1 or HOWTHREATEN_23 = 1)) or (HOWTHREATEN_21 = 1 or HOWTHREATEN_23 = 1 or HOWTHREATEN_24 = 1 or THREATEN_LIC = 1 or ((HOWTRYATTACK_12 = 1 or HOWTRYATTACK_13 = 1) and (HOWTRYATTACK_22 = 1 or HOWTRYATTACK_23 = 1)) or HOWTRYATTACK_21 = 1 or HOWTRYATTACK_23 = 1 or HOWTRYATTACK_24 = 1)	17	Assault without Weapon without Injury	Presence and (hit by thrown object, slapped, grabbed, other, etc.) or (verbal threat of any type other than rape or sexual attack, and followed, surrounded, tried to hit, slap, etc.) or object thrown at person, tried to hit, slap, other, etc.
TOC=00 and HHMEMBERPRESENT = 1 and (HOWTHREATEN_11 = 1 or HOWTRYATTACK_11 = 1)	18	Verbal Threat of Rape	Presence and verbal threat of rape
TOC=00 and HHMEMBERPRESENT = 1 and (HOWTHREATEN_14 = 1 or HOWTRYATTACK_14 = 1)	19	Verbal Threat of Sexual Assault	Presence and verbal threat of sexual assault other than rape

**Exhibit A-1. Type-of-crime coding hierarchy for Condition 1 (continued)**

Situation	TOC recode	TOC description	Recode description
TOC=00 and HHMEMBERPRESENT = 1 and (HOWTHREATEN_12 = 1 or HOWTHREATEN_13 = 1 or HOWTRYATTACK_12 = 1 or HOWTRYATTACK_13 = 1)	20	Verbal Threat of Assault	Presence and verbal threat other than to rape or sexually assault
TOC=00 and HHMEMBERPRESENT = 1 and (CASHONPERSON = 1 and WHATWASTAKEN_12 = 1)	21	Completed Purse Snatching	Presence, purse stolen, and cash on person
TOC=00 and HHMEMBERPRESENT = 1 and CASHONPERSON = 1 and (AMOUNTCASHTAKEN = 1-99996 or WHATWASTAKEN_11 = 1 or WHATWASTAKEN_13 = 1)	23	Pocket Picking (Completed only)	Presence, cash on person, and (cash taken between 1-99996 or cash or wallet taken)
TOC=00 and HHMEMBERPRESENT = 1 and (ATTEMPTTHEFTWHAT_12 = 1 and ATTEMPTTHEFTONPERSON = 1)	22	Attempted Purse Snatching	Presence, attempted to steal purse, the purse was on the person
TOC=00 and OFFENDERINSIDE = 1 and FORCEDENTRY = 1	31	Completed Burglary, Forcible Entry	There was evidence that the offender got in by force
TOC=00 and OFFENDERTRY = 1 and FORCEDENTRY = 1	33	Attempted Forcible Entry	There was evidence that the offender got in or tried to get in by force
TOC=00 and OFFENDERINSIDE = 1	32	Completed Burglary, Unlawful Entry without Force	The offender got inside
TOC=00 and ATTEMPTTHEFT2 = 1 and (ATTEMPTTHEFTWHAT_15 = 1 or ATTEMPTTHEFTWHAT_16 = 1)	41	Attempted Motor Vehicle Theft	The offender attempted to take car or other motor vehicle from respondent or HH member
TOC=00 and ATTEMPTTHEFT2 = 1 and (LOCATION_GENERAL = 11 or LOCATION_GENERAL = 12 or LOCATION_GENERAL = 15 or LOCATION_GENERAL = 16 or LOCATION_GENERAL = 17)	39	Attempted Household Larceny	Attempted theft in or near the home– detached building on property, yard, apartment hall, or on street adjacent to own home
TOC=00 and ATTEMPTTHEFT2 = 1	59	Attempted Personal Larceny without Contact	Attempted theft
TOC=00 and THEFT3 = 1 and (WHATWASTAKEN_15 = 1 or WHATWASTAKEN_16 = 1) and (PERMISSIONGIVEN in (2,3) or RETURNCAR = 2)	40	Completed Motor Vehicle Theft	Theft of car or motor vehicle where know/don't know if permission was given to offender to use vehicle, or offender did not return car

**Exhibit A-1. Type-of-crime coding hierarchy for Condition 1 (continued)**

Situation	TOC recode	TOC description	Recode description
TOC=00 and THEFT3 = 1 and (WHATWASTAKEN_11 = 1 or WHATWASTAKEN_12 = 1 or WHATWASTAKEN_13 = 1 or WHATWASTAKEN_14 = 1 or WHATWASTAKEN_17 = 1 or WHATWASTAKEN_18 = 1 or WHATWASTAKEN_19 = 1 or WHATWASTAKEN_20 = 1 or WHATWASTAKEN_21 = 1 or WHATWASTAKEN_22 = 1 or WHATWASTAKEN_23 = 1 or WHATWASTAKEN_24 = 1 or WHATWASTAKEN_25 = 1 or WHATWASTAKEN_26 = 1 or WHATWASTAKEN_27 = 1 or WHATWASTAKEN_28 = 1 or WHATWASTAKEN_29 = 1 or WHATWASTAKEN_30 = 1 or WHATWASTAKEN_31 = 1 or WHATWASTAKEN_32 = 1 or WHATWASTAKEN_33 = 1 or WHATWASTAKEN_34 = 1 or WHATWASTAKEN_35 = 1 or WHATWASTAKEN_36 = 1 or WHATWASTAKEN_37 = 1) and 0 < SUM < 10 (AND GREATER THAN 0)	54	Completed Personal Larceny without Contact (less than \$10)	Theft of other than car or motor vehicle of less than \$10
TOC=00 and THEFT3 = 1 and (WHATWASTAKEN_11 = 1 or WHATWASTAKEN_12 = 1 or WHATWASTAKEN_13 = 1 or WHATWASTAKEN_14 = 1 or WHATWASTAKEN_17 = 1 or WHATWASTAKEN_18 = 1 or WHATWASTAKEN_19 = 1 or WHATWASTAKEN_20 = 1 or WHATWASTAKEN_21 = 1 or WHATWASTAKEN_22 = 1 or WHATWASTAKEN_23 = 1 or WHATWASTAKEN_24 = 1 or WHATWASTAKEN_25 = 1 or WHATWASTAKEN_26 = 1 or WHATWASTAKEN_27 = 1 or WHATWASTAKEN_28 = 1 or WHATWASTAKEN_29 = 1 or WHATWASTAKEN_30 = 1 or WHATWASTAKEN_31 = 1 or WHATWASTAKEN_32 = 1 or	55	Completed Personal Larceny without Contact (\$10-\$49)	Theft of other than car or motor vehicle of \$10-\$49

**Exhibit A-1. Type-of-crime coding hierarchy for Condition 1 (continued)**

Situation	TOC recode	TOC description	Recode description
WHATWASTAKEN_33 = 1 or WHATWASTAKEN_34 = 1 or WHATWASTAKEN_35 = 1 or WHATWASTAKEN_36 = 1 or WHATWASTAKEN_37 = 1) and SUM < 50 (AND GREATER THAN 9)			
TOC=00 and THEFT3 = 1 and (WHATWASTAKEN_11 = 1 or WHATWASTAKEN_12 = 1 or WHATWASTAKEN_13 = 1 or WHATWASTAKEN_14 = 1 or WHATWASTAKEN_17 = 1 or WHATWASTAKEN_18 = 1 or WHATWASTAKEN_19 = 1 or WHATWASTAKEN_20 = 1 or WHATWASTAKEN_21 = 1 or WHATWASTAKEN_22 = 1 or WHATWASTAKEN_23 = 1 or WHATWASTAKEN_24 = 1 or WHATWASTAKEN_25 = 1 or WHATWASTAKEN_26 = 1 or WHATWASTAKEN_27 = 1 or WHATWASTAKEN_28 = 1 or WHATWASTAKEN_29 = 1 or WHATWASTAKEN_30 = 1 or WHATWASTAKEN_31 = 1 or WHATWASTAKEN_32 = 1 or WHATWASTAKEN_33 = 1 or WHATWASTAKEN_34 = 1 or WHATWASTAKEN_35 = 1 or WHATWASTAKEN_36 = 1 or WHATWASTAKEN_37 = 1) and SUM < 250 (AND GREATER THAN 49)	56	Completed Personal Larceny without Contact (\$50-\$249)	Theft of other than car or motor vehicle of \$50-\$249
TOC=00 and THEFT3 = 1 and (WHATWASTAKEN_11 = 1 or WHATWASTAKEN_12 = 1 or WHATWASTAKEN_13 = 1 or WHATWASTAKEN_14 = 1 or WHATWASTAKEN_17 = 1 or WHATWASTAKEN_18 = 1 or WHATWASTAKEN_19 = 1 or WHATWASTAKEN_20 = 1 or WHATWASTAKEN_21 = 1 or WHATWASTAKEN_22 = 1 or	58	Completed Personal Larceny without Contact (Value NA)	Theft of other than car or motor vehicle and value wasn't given

**Exhibit A-1. Type-of-crime coding hierarchy for Condition 1 (continued)**

Situation	TOC recode	TOC description	Recode description
WHATWASTAKEN_23 = 1 or WHATWASTAKEN_24 = 1 or WHATWASTAKEN_25 = 1 or WHATWASTAKEN_26 = 1 or WHATWASTAKEN_27 = 1 or WHATWASTAKEN_28 = 1 or WHATWASTAKEN_29 = 1 or WHATWASTAKEN_30 = 1 or WHATWASTAKEN_31 = 1 or WHATWASTAKEN_32 = 1 or WHATWASTAKEN_33 = 1 or WHATWASTAKEN_34 = 1 or WHATWASTAKEN_35 = 1 or WHATWASTAKEN_36 = 1 or WHATWASTAKEN_37 = 1) and SUM = 0 or MISSING			
TOC=00 and THEFT3 = 1 and (WHATWASTAKEN_11 = 1 or WHATWASTAKEN_12 = 1 or WHATWASTAKEN_13 = 1 or WHATWASTAKEN_14 = 1 or WHATWASTAKEN_17 = 1 or WHATWASTAKEN_18 = 1 or WHATWASTAKEN_19 = 1 or WHATWASTAKEN_20 = 1 or WHATWASTAKEN_21 = 1 or WHATWASTAKEN_22 = 1 or WHATWASTAKEN_23 = 1 or WHATWASTAKEN_24 = 1 or WHATWASTAKEN_25 = 1 or WHATWASTAKEN_26 = 1 or WHATWASTAKEN_27 = 1 or WHATWASTAKEN_28 = 1 or WHATWASTAKEN_29 = 1 or WHATWASTAKEN_30 = 1 or WHATWASTAKEN_31 = 1 or WHATWASTAKEN_32 = 1 or WHATWASTAKEN_33 = 1 or WHATWASTAKEN_34 = 1 or WHATWASTAKEN_35 = 1 or WHATWASTAKEN_36 = 1 or WHATWASTAKEN_37 = 1) and SUM >= 250	57	Completed Personal Larceny without Contact (\$250+)	Theft of other than car or motor vehicle of \$250 or greater
TOC=00 and (WHATHAPPEN_14 = 1 or WHATHAPPEN_15 = 1)	90	Unwanted Sexual Contact	Unwanted sexual contact with or without force

For Condition 2, type of crime (TOC) was initially set equal to 00. The rules in Exhibit A-2 were then applied in the order shown.

Exhibit A-2. Type-of-crime coding hierarchy for Condition 2			
Situation	TOC recode	TOC description	Recode description
TOC=00 and (SA_1A = 1 or SA_1B = 1 or SA_1C = 1) and (SA_2A = 1 or SA_2B = 1 or SA_2C = 1 or SA_2D = 1)	01	Completed Rape	Reported unwanted sexual contact vaginally, orally/anally, or through some kind of penetration and (used physical force, threatened harm, was unconscious, or unable to give consent)
TOC=00 and (SA_3A = 1 or SA_3B = 1 or SA_3C = 1) and (SA_4A_a = 1 or (SA_4A_b = 1 and (SA_4c = 1 or SA_4c = 2) and SA_4Ca1=1) or SA_4A_c = 1 or (SA_4A_d = 1 and SA_4B2 = 2))	02	Attempted Rape	Reported unwanted sexual contact and tried to attack vaginally, orally/anally, or through some kind of penetration and (tried physical force, threatened harm [face-to-face], was unconscious and offender did not stop)
TOC=00 and SA_1D = 1 and (SA_2A = 1 or SA_2B = 1 or SA_2C = 1 or SA_2E=1)	03	Completed Sexual Assault	Reported unwanted sexual contact through non-penetrative touching and (used physical force, threatened harm, was unconscious, or used force to grope or kiss sexual body parts)
TOC=00 and SA_3D = 1 and ( (SA_4A_a = 1) or (SA_4A_b = 1 and SA_4Ca1=1 and SA_4C in (1,2) ) or (SA_4A_c = 1) )	04	Attempted/ Sexual Assault	Reported unwanted sexual contact through non-penetrative touching and tried physical force, or threatened harm (face-to-face) and respondent thought likely, or was unconscious
TOC=00 and [(A2b_a = 1 or A2c_a = 1 or CI2_1 = 1 or CI2_2 = 1 or CI2_3 = 1 or CI2_4 = 1 or CI2_5 = 1 or CI2_7 = 1 or CI2a_7 = 1) or ((CI2a_1 = 1 or CI2a_2 = 1 or CI2a_3 = 1 or CI2a_4 = 1 or CI2a_5 = 1 or CI2a_6 = 1 or CI2a_8 = 1) and (A1=1)) or (CI1 = 1 and CI8 = 1)] and (((CIR2A = 1 or S_MV = 1) and (S_01B1=1 and S_01B2<> 1) or MV1a=1) or ((S_MVP = 1 and (S_02A1=1 or S_02A2=1) and S_02A3<>1)) or (MV1b=1 or S_T = 1))	05	Completed Robbery with Injury from Serious Assault	Reported attack or threatened attack and (serious injury or minor injury plus weapon or other reported injury plus hospital stay) and reported stolen vehicle, vehicle parts, theft of something else
TOC=00 and [(A2b_a = 1 or A2c_a = 1 or CI2_1 = 1 or CI2_2 = 1 or CI2_3 = 1 or CI2_4 = 1 or CI2_5 = 1 or CI2_7 = 1 or CI2a_7 = 1) or ((CI2a_1 = 1 or CI2a_2 = 1 or CI2a_3 = 1 or CI2a_4 = 1 or CI2a_5 = 1 or CI2a_6 = 1 or CI2a_8 = 1) and (A1 = 1)) or (CI1 = 1 and CI8 = 1)] and (((CIR2A = 1 or S_MV = 1) and S_01B2=1 or MV1a=2) or (S_MVP = 1 and S_02A3=1 or MV1b=2) or S_AT = 1)	08	Attempted Robbery with Injury from Serious Assault	Reported attack or threatened attack and (serious injury or minor injury plus weapon or other reported injury plus hospital stay) and attempted theft of vehicle, vehicle parts, or something else



**Exhibit A-2. Type-of-crime coding hierarchy for Condition 2 (continued)**

Situation	TOC recode	TOC description	Recode description
TOC=00 and ((A2b_a = 1 or A2c_a = 1 or CI2_1 = 1 or CI2_2 = 1 or CI2_3 = 1 or CI2_4 = 1 or CI2_5 = 1 or CI2_7 = 1 or CI2a_7 = 1) or ((CI2a_1 = 1 or CI2a_2 = 1 or CI2a_3 = 1 or CI2a_4 = 1 or CI2a_5 = 1 or CI2a_6 = 1 or CI2a_8 = 1) and (A1 = 1)) or (CI1 = 1 and CI8 = 1))	11	Aggravated Assault Completed with Injury	Reported attack or threatened attack and (serious injury or minor injury plus weapon or other reported injury plus hospital stay) and vehicle, vehicle parts, nor anything stolen
TOC=00 and (CI2a_1 = 1 or CI2a_2 = 1 or CI2a_3 = 1 or CI2a_4 = 1 or CI2a_5 = 1 or CI2a_6 = 1 or CI2a_8 = 1) and (((CIR2A = 1 or S_MV = 1) and S_01B1=1 and S_01B2<>1) or MV1a=1) or (S_MVP = 1 and ((S_02A1=1 or S_02A2=1) and S_02A3<>1)) or (MV1b=1 or S_T = 1))	06	Completed Robbery with Injury from Minor Assault	Reported attack or threatened attack and minor injury and reported stolen vehicle or vehicle parts or theft of something else
TOC=00 and (CI2a_1 = 1 or CI2a_2 = 1 or CI2a_3 = 1 or CI2a_4 = 1 or CI2a_5 = 1 or CI2a_6 = 1 or CI2a_8 = 1) and (((CIR2A = 1 or S_MV = 1) and S_01B2=1) or MV1a=2 or (S_MVP = 1 and S_02A3=1) or MV1b=2 or S_AT = 1)	09	Attempted Robbery with Injury from Minor Assault	Reported attack or threatened attack and minor injury and no stolen vehicle or vehicle parts or attempted theft and nothing stolen
TOC=00 and (CI2a_1 = 1 or CI2a_2 = 1 or CI2a_3 = 1 or CI2a_4 = 1 or CI2a_5 = 1 or CI2a_6 = 1 or CI2a_8 = 1)	14	Simple Assault Completed with Injury	Reported attack or threatened attack and minor injury and no vehicle, vehicle parts or anything stolen
TOC=00 and (((A2b_c = 1 or A9A = 1 or A9B = 1 or A9C = 1 or A9D = 1 or A9E = 1 or A9F = 1) or (A2b_b = 1 or A2c_b = 1 or A7C = 1 or A7D = 1 or A7E = 1 or A7F = 1 or A7G = 1 or A7H = 1) or (A7A = 1 or A7B = 1)) and (S_A = 1 or A0 = 1 or A8a = 1)) and (((CIR2A = 1 or S_MV = 1) and ((S_01B1=1 and S_01B2<>1) or MV1a=1)) or (S_MVP = 1 and (((S_02A1=1 or S_02A2=1) and S_02A3<>1) or (MV1b=1)))) or S_T = 1)	07	Completed Robbery without Injury	Reported attack or threatened attack and shot at but missed or tried to stab or cut, thrown something at, followed, tried to choke, hit, slap, or other attack or was threatened face-to-face and vehicle or vehicle parts or something else stolen
TOC=00 and (((A2b_c = 1 or A9A = 1 or A9B = 1 or A9C = 1 or A9D = 1 or A9E = 1 or A9F = 1) or (A2b_b = 1 or A2c_b = 1 or A7C = 1 or A7D = 1 or A7E = 1 or A7F = 1 or A7G = 1 or A7H = 1) or (A7A = 1 or A7B = 1)) and (S_A = 1 or A0 = 1 or A8a = 1)) and (((CIR2A = 1 or S_MV = 1) and S_01B2=1) or MV1a=2 or (S_MVP = 1 and S_02A3=1) or MV1b=2) or S_AT = 1]	10	Attempted Robbery without Injury	Reported attack or threatened attack and shot at but missed or tried to stab or cut, thrown something at, followed, tried to choke, hit, slap or other attack or was not threatened by phone, online or other way and attempted theft and nothing was stolen

**Exhibit A-2. Type-of-crime coding hierarchy for Condition 2 (continued)**

Situation	TOC recode	TOC description	Recode description
TOC=00 and (A1 = 1 and (A2b_c = 1 or A9A = 1 or A9B = 1 or A9C = 1 or A9D = 1 or A9E = 1 or A9F = 1 or A2b_b = 1 or A2c_b = 1 or A7C = 1 or A7D = 1 or A7E = 1 or A7F = 1 or A7G = 1 or A7H = 1 or A7A = 1 or A7B = 1))	12	Attempted Aggravated Assault with Weapon	Reported attack or threatened attack with weapon and was hit with gun or other object or shot at but missed or tried to stab or cut, thrown something at, followed, tried to choke, hit, slap or other attack or was threatened face-to-face
TOC=00 and (A1=1 or PR3 = 1)	13	Threatened Assault with Weapon	Reported threatened attack with weapon
TOC=00 and (A7A = 1 and (A7E = 1 or A7F = 1 or A7G = 1)) or (A7D = 1 or A7G = 1 or A7H = 1 or A9A=1 or A9B=1 or A9D=1 or A9E=1 or A9F=1)	17	Assault without Weapon without Injury	Reported attack or threatened attack through followed, tried to choke, hit, slap, grab, hold, trip, jump or push, threw something at you, or some other way with no weapon
TOC=00 and SA_3E = 1 and (SA_4A_a = 1 or (SA_4A_b = 1 and (SA_4C in 1,2) and SA_4Ca1=1) or SA_4A_c = 1)	18	Verbal Threat of Rape	Reported verbally threatened (face-to-face) with sexual attack and thought likely that offender would actually do it, or occurred while unconscious
TOC=00 and SA_3F = 1 and (SA_4A_a = 1 or (SA_4A_b = 1 and (SA_4C in 1,2) and SA_4Ca1=1) or SA_4A_c = 1)	19	Verbal Threat of Sexual Assault	Reported sexual contact with verbally threatened (face-to-face) kissing or touching and thought likely that offender would actually do it, or occurred while unconscious
TOC=00 and A7A = 1	20	Verbal Threat of Assault	Reported attack or threatened attack through verbal face to face
TOC=00 and (T2A_1=1 or T2A_3=1 or T2B_1=1 or T2B_3=1) and T5 = 1	23	Completed Personal Theft (Cash/Purse/Wallet)	Reported theft of cash or purse/wallet and cash or purse/wallet was on person
TOC=00 and T5 = 1 or T6 = 1	24	Completed Personal Theft (Other items)	Reported theft and items were on person
TOC=00 and BI3 = 1 and BI2 = 1	31	Completed Burglary, Forcible Entry	There was evidence that the offender got in by force
TOC=00 and BI3 = 1	33	Attempted Forcible Entry	There was evidence that the offender tried to get in by force
TOC=00 and BI2 = 1	32	Completed Burglary, Unlawful Entry without Force	The offender got inside w/o evidence of force
TOC=00 and (MV1a = 1 or (MV1a=missing and (CIR2A =1 or S_MV=1) and S_01B1=1) and MV2a in (1,2,3)) and (MV3 = 2 or MV4 = 2)	40	Completed Motor Vehicle Theft	Theft of motor vehicle where no permission was given to offender to use vehicle, or offender did not return car and vehicle belonged to persons living in the household
TOC=00 and MV1a = 2 or (MV1a=missing and (CIR2A =1 or S_MV=1) and S_01B2=1) and MV2a in (1,2,3)	41	Attempted Motor Vehicle Theft	The offender attempted to take vehicle and vehicle belonged to persons living in the household

**Exhibit A-2. Type-of-crime coding hierarchy for Condition 2 (continued)**

Situation	TOC recode	TOC description	Recode description
TOC=00 and [(T4=1,2,3) or (((S_MVP=1 and S_02A1=1 or S_02A2=1) and S_02A3<>1)) or MV1b = 1) and (MV2b=1,2,3))] and CE5 = 1	54	Completed Household Larceny (less than \$25)	Theft of vehicle parts or something other than vehicle valued at less than \$25
TOC=00 and [(T4=1,2,3) or (((S_MVP=1 and S_02A1=1 or S_02A2=1) and S_02A3<>1)) or MV1b = 1) and (MV2b=1,2,3))] and CE5 = 2,3	55	Completed Household Larceny (\$25-\$100)	Theft of vehicle parts or something other than vehicle valued at \$25-\$100
TOC=00 and [(T4=1,2,3) or (((S_MVP=1 and S_02A1=1 or S_02A2=1) and S_02A3<>1)) or MV1b = 1) and (MV2b=1,2,3))] and CE5 = 4,5	56	Completed Household Larceny (\$100-\$1000)	Theft of vehicle parts or something other than vehicle valued at \$100-\$1000
TOC=00 and [(T4=1,2,3) or (((S_MVP=1 and S_02A1=1 or S_02A2=1) and S_02A3<>1)) or MV1b = 1) and (MV2b=1,2,3))] and CE5 = 6	57	Completed Household Larceny (\$1000+)	Theft of vehicle parts or something other than vehicle valued at greater than \$1000
TOC=00 and [(T4=1,2,3) or (((S_MVP=1 and (S_02A1=1 or S_02A2=1) and S_02A3<>1)) or MV1b = 1) and (MV2b=1,2,3))] and CE5 in (-9, missing)	58	Completed Household Larceny (Value NA)	Theft of vehicle parts or something other than vehicle and value wasn't given
TOC=00 and (((S_MVP=1 and S_02A3=1) or MV1b = 2) and MV2b=1,2,3) or S_AT=1	59	Attempted Larceny	The offender attempted to take vehicle parts or something else that belonged to respondent or someone in HH
TOC=00 and S_V = 1	60	Vandalism	Some kind of damage reported with no one hurt and nothing stolen
TOC=00 and (SA_1A = 1 or SA_1B = 1 or SA_1C = 1) and SA_2F = 1	91	Unwanted Penetration with Pressure from Offender	Reported unwanted sexual contact vaginally, orally/anally, or through some kind of penetration and received pressure
TOC=00 and SA_1D = 1 and SA_2F = 1	92	Unwanted Sexual Touching with Pressure from Offender	Reported unwanted sexual contact through non-penetrative touching and received pressure
TOC=00 and SA_0 = 1	90	Unwanted Sexual Contact	Reported unwanted sexual contact not classified by other TOC

# Appendix 5

NCVS Redesign Field Test  
Condition 2 Questionnaire Specifications

# NCVS Redesign Field Test Condition 2 Questionnaire Specifications

## NCVS Redesign Field Test Condition 2 Questionnaire

Person Characteristics I .....	3
Police Ask-all Items .....	12
Community Measures .....	17
Victimization Screener .....	25
Vehicle Theft .....	26
Vehicle Part Theft .....	37
Theft .....	48
Break-in .....	62
Vandalism .....	72
Attack.....	83
Unwanted Sexual Contact.....	97
Catch-All .....	106
Crime Incident Report (Adults and Youth) .....	107
Series Crimes .....	112
What Happened: Module SV – Unwanted Sexual Contact.....	115
What Happened: Module A – Attack/Threatened Attack.....	128
Consequences I: Injury .....	140
What Happened: Module MV – Motor Vehicle Theft/Parts Theft/Attempted Theft .....	148
What Happened: Module B – Break-ins .....	153
What Happened: Module T – Theft .....	156
What Happened: Module V – Vandalism .....	165
Location Series .....	169
Presence Series .....	180
Victim-Offender Relationship .....	182
Offender Characteristics.....	199
Self-Protection .....	212
Hate Crimes .....	222
Police Involvement Series .....	226
Workplace Violence Series.....	247
Consequences II: Socio-emotional Problems.....	253
Consequences III: Economic Consequences.....	261
Property Damage .....	266
Lost Work and Wages .....	271
Victim Services (VS) Series .....	275
Narrative.....	292
Person Characteristics II .....	294
Household Characteristics II .....	312
Closing .....	316

## Person Characteristics I

**Box ID: PC\_BOX0A**

IF CONDITION = 2, GO TO MODE. ELSE, GO TO PC\_BOX1.

Tags: Change Request

**Question ID: MODE**

INTERVIEWER: IS THIS AN IN-PERSON INTERVIEW OR A TELEPHONE INTERVIEW?

- 1 IN PERSON
- 2 TELEPHONE

ASK Description: Respondents who completed the interviewer-administered questionnaire.

ASK Specification: IF CONDITION = 2.

PQID: NEW

SAS Variable: MODE

Tags: Change Request

**Question ID: PROXY**

TYPE OF INTERVIEW

- |   |                      |                   |
|---|----------------------|-------------------|
| 0 | RESPONDENT INTERVIEW | GO TO PC_BOX0B    |
| 1 | PROXY INTERVIEW      | GO TO PROXYREASON |

ASK Description: Respondents who completed the interviewer-administered questionnaire.

ASK Specification: IF CONDITION = 2.

PROGRAM: If PROXY != 0, 1, display error message in red and bold "REQUIRED QUESTION". User should not be permitted to leave PROXY blank.

PQID: NEW

SAS Variable: PROXY

Tags: Change Request

**Question ID: PROXYREASON**

ENTER THE REASON FOR THE PROXY INTERVIEW:

- 1 PROXY PERSON IS 12-13 YEARS OLD AND PARENT REFUSED PERMISSION FOR SELF-INTERVIEW
- 2 PROXY PERSON IS PHYSICALLY/MENTALLY UNABLE TO ANSWER
- 3 PROXY PERSON IS TEMPORARILY ABSENT AND WON'T RETURN BEFORE CLOSEOUT
- 4 SOME OTHER REASON - SPECIFY: (\_\_\_\_\_)

ASK Description: Proxy respondents who completed the interviewer-administered questionnaire.

ASK Specification: IF CONDITION = 2 AND PROXY = 1.

PROGRAM: Display text box and allow 250 character text response.

If PROXYREASON != 1,2,3 display error message in red and bold "REQUIRED QUESTION". User should not be permitted to leave PROXYREASON blank.

PQID: NEW

SAS Variable: PROXYREASON, PROXYREASON\_Specify

Tags: Change Request

**Box ID: PC\_BOX0B**

IF CONDITION = 2 AND MODE = 1 and RECORDING = 1 (YES), GO TO CONFRECORD.  
ELSE, GO TO PC\_BOX1.

Tags: Change Request



**Question ID: CONFRECORD**

You've consented to participate in this interview as well as to have the interview recorded for quality control purposes. I am going to turn on the recording now and ask you to confirm that permission to record.

[START RECORDING. THEN STATE:]

Today's date is [STATE: LOCAL DATE and TIME including AM/PM]. To confirm, you have given your permission to record this interview for quality control purposes. Is that correct?

SPID: #####-##

- |                  |                  |
|------------------|------------------|
| 1 CONTINUE       | GO TO PC_BOX1    |
| 2 STOP RECORDING | GO TO PC_RECORD2 |

ASK Description: Respondents who completed the interviewer-administered questionnaire in-person and consented to record their interview.

ASK Specification: IF CONDITION = 2 AND MODE != 2 AND RECORDING = 1.

PQID: NEW

SAS Variable: CONFRECORD

Tags: Change Request

**Question ID: PC\_RECORD2**

[STOP RECORDING. THEN STATE:]

That's fine. The interview will not be recorded.

ASK Description: Respondents who did not give permission to record the interview.

ASK Specification: IF CONFRECORD = 2.

PQID: NEW

SAS Variable: PC\_RECORD2

Tags: Change Request

**Box ID: PC\_BOX1**

IF UT\_HHR = 1 and CONDITION = 2, GO TO PC1\_INTRO.  
ELSE, GO TO PC1\_PREINTRO.

**Question ID: PC1\_PREINTRO**

Thank you for participating in the National Survey of Crime and Safety sponsored by the Bureau of Justice Statistics at the US Department of Justice. { READ AS NEEDED:} The survey questions ask for information about people's perceptions of community safety, their local police, and their experiences with victimization and crime in the past year. The results will be used to help improve the way the government measures crime.

{On each screen, you will be asked about experiences that have happened to you recently. Click on your answer or type in an answer, and then click the NEXT button to continue to the next screen. You can skip any question you don't know the answer to or prefer not to answer by leaving the question blank and clicking the NEXT button.

If you need to change an answer, you can click the PREVIOUS button to go back to an earlier screen. Do not click the "Back" button in your browser.}

ASK Description: Respondents who are completing the self-administered questionnaire or non household respondents who are completing the interviewer-administered questionnaire.

ASK Specification: IF CONDITION = 3 OR (CONDITION = 2 AND UT\_HHR != 1).

DISPLAY: If CONDITION = 2, display " READ AS NEEDED:". Else, if CONDITION = 3, do not display.

If CONDITION = 3, display "On each screen,... NEXT button." Else, do not display.

SAS Variable: PC1\_PREINTRO

Tags: Change Request

**Question ID: PC1\_INTRO**

{I want to remind you that you can skip any question you don't know the answer to or prefer not to answer.} {Next/First} are some questions just about you.

DISPLAY: IF CONDITION = 2, Display "I want to... answer." Else, do not display.

IF CONDITION = 2 AND UT\_HHR = 1, DISPLAY "Next".

ELSE, DISPLAY "First".

If CONDITION = 3, DISPLAY "First".

SAS Variable: PC1\_INTRO

Tags: Change Request

NCVS Redesign Field Test Condition 2 Questionnaire

**Question ID: PC1**

How long have you lived at this address?

- 1 |\_\_|\_\_| Years (Round to nearest whole year. Enter 0 if less than one year.)
- 2 |\_\_|\_\_| If less than one year, enter the number of months

ASK Description: All respondents.

PROGRAM: Allow entry for both months and years. Allow 2 digits for each field. CREATE THE FOLLOWING DERIVED VARIABLE:

PC1\_YEARS:

PC1\_YEARS = 0;

IF PC1\_YR != -9, SET PC1\_YEARS = PC1\_YEARS + PC1\_YR;

IF PC1\_MO != -9, SET PC1\_YEARS = PC1\_YEARS + PC1\_MO / 12;

DISPLAY: If CONDITION = 2, display response options in uppercase. Else, display response options in mixed case.

PQID: NCVS-1, 25c, 33a, 33b

SAS Variable: PC1\_YR, PC1\_MO

**Box ID: PC\_BOX2**

IF Respondent did not report the number of months or number of years they have lived at their address, GO TO PC2.

ELSE, respondent has been at the address for less than 1 year, GO TO PC3.

ELSE, respondent has been at the address for less than 5 years, GO TO PC4.

ELSE, GO TO BOX PC\_BOX3.

---

IF PC1\_YR = -9 AND PC1\_MO = -9, GO TO PC2.

ELSE, IF PC1\_YEARS < 1, GO TO PC3.

ELSE, IF PC1\_YEARS < 5, GO TO PC4.

ELSE, GO TO BOX PC\_BOX3.

NCVS Redesign Field Test Condition 2 Questionnaire

**Question ID: PC2**

Have you lived at your current address. . .

- |   |   |           |
|---|---|-----------|
| 1 | Less than 6 months                      | GO TO PC3 |
| 2 | At least 6 months, but less than 1 year | GO TO PC3 |
| 3 | At least 1 year, but less than 5 years  | GO TO PC4 |
| 4 | 5 years or more                         | GO TO PC5 |

ASK Description: Respondents who did not report the number of months or number of years they have lived at their address.

ASK Specification: IF PC1\_YR = -9 AND PC1\_MO = -9.

PQID: NCVS-1, 33c

SAS Variable: PC2

Tags: Change Request

**Question ID: PC3**

Have you been homeless or without a regular place to stay at any time in the past 12 months, that is, since {DATE 12 MONTHS AGO}?

- 1 Yes
- 2 No

ASK Description: Respondents who have lived at their address for less than one year or did not report how long they have lived at their current address.

ASK Specification: IF ((PC1\_YR != -9 OR PC1\_MO != -9) AND PC1\_YEARS < 1) OR (PC1\_YR = -9 AND PC1\_MO = -9 AND PC2 = 1, 2, -9).

DISPLAY: For {DATE 12 MONTHS AGO}, display Today's date minus 12 months. Display format - January 1, 1900.

If CONDITION = 2, display response options in uppercase. Else, display response options in mixed case.

PQID: NEW

SAS Variable: PC3

Tags: Change Request

NCVS Redesign Field Test Condition 2 Questionnaire

**Question ID: PC4**

How many times have you moved in the past 5 years, that is, since {CURRENT MONTH AND CURRENT YEAR MINUS 5}?

1 |\_\_|\_\_|

ASK Description: Respondents who have lived at their address for less than 5 years or did not report how long they have lived at their address.

ASK Specification: IF ((PC1\_YR != -9 OR PC1\_MO != -9) AND PC1\_YEARS < 5) OR (PC1\_YR = -9 AND PC1\_MO = -9 AND PC2 = 1, 2, 3, -9).

PROGRAM: Allow 2 digits.

DISPLAY: For {CURRENT MONTH AND CURRENT YEAR MINUS 5}, display Today's date minus 5 in month/years. Display format – January, 1900.

PQID: NCVS-1, 33e

SAS Variable: PC4

**Box ID: PC\_BOX3**

IF respondent's age >= 16 (UT\_AGE >= 16), GO TO PC5.  
ELSE, GO TO PC\_BOX4.

**Question ID: PC5**

In the past 7 days, did you have a job or work at a business? *Do not include volunteer work or work around the house.*

- |   |     |            |
|---|-----|------------|
| 1 | Yes | GO TO PC6A |
| 2 | No  | GO TO PC6  |

ASK Description: Respondents who are 16 years or older.

ASK Specification: IF UT\_AGE >= 16.

DISPLAY: Display "Do not include... the house." in italics.  
If CONDITION = 2, display response options in uppercase. Else, display response options in mixed case.

PQID: NCVS-1, 75a

SAS Variable: PC5

NCVS Redesign Field Test Condition 2 Questionnaire

**Question ID: PC6**

AT ANY TIME during the past 12 months, that is, since {DATE 12 MONTHS AGO}, did you have a job or work at a business?

- 1 Yes
- 2 No

ASK Description: Respondents who are 16 years or older and did not have a job or work at a business in the past 7 days.

ASK Specification: IF UT\_AGE >= 16 AND PC5 = 2, -9.

PROGRAM: ROUTING INSTRUCTIONS: IF PC6 = 1, GO TO PC6a.  
ELSE, IF PC6 = 2, GO TO PC\_BOX4.  
ELSE, GO TO PC7.

DISPLAY: For {DATE 12 MONTHS AGO}, display Today's date minus 12 months. Display format – January 1, 1900.

If CONDITION = 2, display response options in uppercase. Else, display response options in mixed case.

PQID: NCVS-1, 75b

SAS Variable: PC6

**Question ID: PC6A**

Have you worked at this same job for all of the past 12 months?

- 1 Yes GO TO PC\_BOX4
- 2 No GO TO PC7

ASK Description: Respondents who are 16 years or older and have had a job or worked at a business in the past 12 months.

ASK Specification: IF UT\_AGE >= 16 AND (PC5 = 1 OR (PC5 = 2, -9 AND PC6 = 1)).

DISPLAY: If CONDITION = 2, display response options in uppercase. Else, display response options in mixed case.

PQID: NEW

SAS Variable: PC6A

NCVS Redesign Field Test Condition 2 Questionnaire

**Question ID: PC7**

At any time in the past 12 months, have you been unemployed?

- 1 Yes
- 2 No

ASK Description: Respondents who are 16 years or older and had a job or worked at a business in the past 12 months and have not worked the same job for all of the past 12 months or did not report whether they had a job or worked at a business in the past 12 months.

ASK Specification: IF UT\_AGE >= 16 AND (((PC5 = 1 OR (PC5 = 2, -9 AND PC6 = 1)) AND PC6A = 2, -9) OR (PC5 = 2, -9 AND PC6 = -9)).

DISPLAY: If CONDITION = 2, display response options in uppercase. Else, display response options in mixed case.

PQID: NEW

SAS Variable: PC7

**Box ID: PC\_BOX4**

If UT\_ASKALL=1, GO TO PQ\_START.  
If UT\_ASKALL=2, GO TO CA\_START.

## Police Ask-All Items

**Box ID: PQ\_START**

Programmer note: If UT\_ASKALL = 1, GO TO PQ\_BOX1. ELSE, GO TO CA\_START.

**Box ID: PQ\_BOX1**

For PQ1a-b, display a 'Yes' and 'No' column with options for each response category.

Tags: Stem and Leaf screen

**Question ID: PQ1**

Next are some questions about experiences you may have had with the police in your area during the past 12 months, that is, since {DATE 12 MONTHS AGO}. Please include experiences with police officers, sheriff's deputies, state troopers, or school resource officers, but not with guards or other security personnel who are not part of the police.

- 1 During the past 12 months, have you contacted the police in your area to report a crime, disturbance or suspicious activity?
- 2 During the past 12 months, have you contacted the police in your area to report something else, such as a traffic accident or medical emergency?

ASK Description: Respondents who were selected to answer questions about the police in their area.

ASK Specification: IF UT\_ASKALL = 1.

DISPLAY: In "DATE 12 MONTHS AGO", display Today's date minus 12 months. Display format – January 1, 1900.

If CONDITION = 2, display response options in uppercase. Else, display response options in mixed case.

PQID: NEW

SAS Variable: PQ1a, PQ1b

Tags: Change Request, Stem and Leaf screen

**Box ID: PQ\_BOX2**

For PQ2a-c, display a 'Yes' and 'No' column with options for each response category.

Tags: Stem and Leaf screen



**Question ID: PQ2**

During the past 12 months, that is, since {DATE 12 MONTHS AGO} have you...

- 1 been stopped by the police when you were driving or when you were a passenger in a motor vehicle?
- 2 been stopped or approached by the police for some other reason?
- 3 been at a community meeting, neighborhood watch, or other activities where the police took part?

ASK Description: Respondents who were selected to answer questions about the police in their area.

ASK Specification: IF UT\_ASKALL = 1.

DISPLAY: In "DATE 12 MONTHS AGO", display Today's date minus 12 months. Display format – January 1, 1900.

If CONDITION = 2, display response options in uppercase. Else, display response options in mixed case.

PQID: NEW

SAS Variable: PQ2a, PQ2b, PQ2c

Tags: Change Request, Stem and Leaf screen

**Question ID: PQ3a**

The next questions ask for your views of the police in your area{ even though you may not have had direct contact with them recently}.

Please draw on everything you know about them and give your best judgments when you respond to these questions.

How respectfully do you think the police in your area treat people?

- 1 Very respectfully
- 2 Somewhat respectfully
- 3 Neither respectfully nor disrespectfully
- 4 Somewhat disrespectfully
- 5 Very disrespectfully

ASK Description: Respondents who were selected to answer questions about the police in their area.

ASK Specification: IF UT\_ASKALL = 1.

DISPLAY: If PQ1a != 1 and PQ1b != 1 and PQ2a != 1 and PQ2b != 1 and PQ2c != 1, display " even though you may not have had direct contact recently". Else, do not display this text.

PQID: NEW

SAS Variable: PQ3a

**Question ID: PQ3b**

In your opinion, how much time and attention do the police in your area give to what people have to say?

- 1 A great deal of time
- 2 A lot of time
- 3 A moderate amount of time
- 4 A little time
- 5 No time at all

ASK Description: Respondents who were selected to answer questions about the police in their area.

ASK Specification: IF UT\_ASKALL = 1.

PQID: NEW

SAS Variable: PQ3b

**Question ID: PQ3c**

In your opinion, how fairly do the police in your area treat people?

- 1 Very fairly
- 2 Somewhat fairly
- 3 Neither fairly nor unfairly
- 4 Somewhat unfairly
- 5 Very unfairly

ASK Description: Respondents who were selected to answer questions about the police in their area.

ASK Specification: IF UT\_ASKALL = 1.

PQID: NEW

SAS Variable: PQ3c

Tags: Change Request

**Question ID: PQ3d**

How effective are the police at preventing crime in your area?

- 1 Very effective
- 2 Somewhat effective
- 3 Neither effective nor ineffective
- 4 Somewhat ineffective
- 5 Very ineffective

ASK Description: Respondents who were selected to answer questions about the police in their area.

ASK Specification: IF UT\_ASKALL = 1.

PQID: NEW

SAS Variable: PQ3d

**Question ID: PQ3e**

How much do you trust the police in your area?

- 1 Trust completely
- 2 Somewhat trust
- 3 Neither trust nor distrust
- 4 Somewhat distrust
- 5 Distrust completely

ASK Description: Respondents who were selected to answer questions about the police in their area.

ASK Specification: IF UT\_ASKALL = 1.

PQID: NEW

SAS Variable: PQ3e

**Question ID: PQ3f**

Taking everything into account, how would you rate the job the police in your area are doing?

- 1 A very good job
- 2 A somewhat good job
- 3 Neither a good nor a bad job
- 4 A somewhat bad job
- 5 A very bad job

ASK Description: Respondents who were selected to answer questions about the police in their area.

ASK Specification: IF UT\_ASKALL = 1.

PQID: NEW

SAS Variable: PQ3f

## Community Measures

**Box ID: CA\_START**

Programmer note: If UT\_ASKALL = 2, GO TO CA1\_INTRO. ELSE, GO TO S\_INTRO\_2.

**Question ID: CA1\_INTRO**

Next are some questions about your local area.

ASK Description: Respondents who were selected to answer questions about their local area.

ASK Specification: IF UT\_ASKALL = 2.

**Box ID: CA\_BOX1**

Display questions CA1a through CA1d using the expanded stem-leaf screen. The introduction text from CA1a is the stem. Show all leaves on the screen at once.

Tags: Stem and Leaf screen

**Question ID: CA1a**

How worried are you about {each of the following:/. . .}

Being mugged or robbed in your local area?

- 1 Extremely worried
- 2 Very worried
- 3 Somewhat worried
- 4 Slightly worried
- 5 Not at all worried

ASK Description: Respondents who were selected to answer questions about their local area.

ASK Specification: IF UT\_ASKALL = 2.

DISPLAY: If CONDITION = 3, then display "each of the following:". Else, if CONDITION = 2, then display ". . .".

If CONDITION = 2, display response options in uppercase. Else, display response options in mixed case.

PQID: NEW

SAS Variable: CA1a

Tags: Change Request, Stem and Leaf screen

**Question ID: CA1b**

{(How worried are you about) being/Being} threatened or attacked in your local area?

- 1 Extremely worried
- 2 Very worried
- 3 Somewhat worried
- 4 Slightly worried
- 5 Not at all worried

ASK Description: Respondents who were selected to answer questions about their local area.

ASK Specification: IF UT\_ASKALL = 2.

DISPLAY: If CONDITION = 2, then display "(How worried are you about) being". Else if CONDITION = 3, display "Being".

If CONDITION = 2, display response options in uppercase. Else, display response options in mixed case.

PQID: NEW

SAS Variable: CA1b

Tags: Change Request, Stem and Leaf screen

**Question ID: CA1c**

{(How worried are you about) having/Having} something stolen from inside your home?

- 1 Extremely worried
- 2 Very worried
- 3 Somewhat worried
- 4 Slightly worried
- 5 Not at all worried

ASK Description: Respondents who were selected to answer questions about their local area.

ASK Specification: IF UT\_ASKALL = 2.

DISPLAY: If CONDITION = 2, then display "(How worried are you about) having". Else if CONDITION = 3, display "Having".

If CONDITION = 2, display response options in uppercase. Else, display response options in mixed case.

PQID: NEW

SAS Variable: CA1c

Tags: Change Request, Stem and Leaf screen

**Question ID: CA1d**

{(How worried are you about) having/Having} something stolen from your porch, lawn, garage, or other part of your property?

- 1 Extremely worried
- 2 Very worried
- 3 Somewhat worried
- 4 Slightly worried
- 5 Not at all worried

ASK Description: Respondents who were selected to answer questions about their local area.

ASK Specification: IF UT\_ASKALL = 2.

DISPLAY: If CONDITION = 2, then display "(How worried are you about) having". Else if CONDITION = 3, display "Having".

If CONDITION = 2, display response options in uppercase. Else, display response options in mixed case.

PQID: NEW

SAS Variable: CA1d

Tags: Change Request, Stem and Leaf screen

**Question ID: CA\_1**

Is there any place within a mile of your home where you would be afraid to walk alone at night?

- 1 Yes
- 2 No

ASK Description: Respondents who were selected to answer questions about their local area.

ASK Specification: IF UT\_ASKALL = 2.

PQID: NEW

SAS Variable: CA\_1

Tags: Change Request

**Question ID: CA2**

How often does concern about crime prevent you from doing things you would like to do?

- 1 Every day
- 2 Several times a week
- 3 Several times a month
- 4 Once a month or less
- 5 Never

ASK Description: Respondents who were selected to answer questions about their local area.

ASK Specification: IF UT\_ASKALL = 2.

PQID: NEW

SAS Variable: CA2

**Box ID: CA\_BOX2**

Display questions CA3a through CA3d using the expanded stem-leaf screen. The introduction text from CA3a is the stem. Show all leaves on the screen at once.

Tags: Stem and Leaf screen

**Question ID: CA3a**

In your local area, how common a problem is { . . ./each of the following: }

Vandalism, graffiti or other deliberate damage to property

- 1 Extremely common
- 2 Very common
- 3 Somewhat common
- 4 Not too common
- 5 Not common at all

ASK Description: Respondents who were selected to answer questions about their local area.

ASK Specification: IF UT\_ASKALL = 2.

DISPLAY: If CONDITION = 2, then display ". . .". Else, if CONDITION = 3, then display "each of the following:".

PQID: NEW

SAS Variable: CA3a

Tags: Change Request, Stem and Leaf screen



**Question ID: CA3b**

People being drunk or rowdy in public places

- 1 Extremely common
- 2 Very common
- 3 Somewhat common
- 4 Not too common
- 5 Not common at all

ASK Description: Respondents who were selected to answer questions about their local area.

ASK Specification: IF UT\_ASKALL = 2.

PQID: NEW

SAS Variable: CA3b

Tags: Change Request, Stem and Leaf screen

**Question ID: CA3c**

Burned, abandoned or boarded-up buildings

- 1 Extremely common
- 2 Very common
- 3 Somewhat common
- 4 Not too common
- 5 Not common at all

ASK Description: Respondents who were selected to answer questions about their local area.

ASK Specification: IF UT\_ASKALL = 2.

PQID: NEW

SAS Variable: CA3c

Tags: Change Request, Stem and Leaf screen

**Question ID: CA3d**

People using or dealing drugs illegally

- 1 Extremely common
- 2 Very common
- 3 Somewhat common
- 4 Not too common
- 5 Not common at all

ASK Description: Respondents who were selected to answer questions about their local area.

ASK Specification: IF UT\_ASKALL = 2.

PQID: NEW

SAS Variable: CA3d

Tags: Change Request, Stem and Leaf screen

**Question ID: CA4**

If children or teenagers in your local area were skipping school and hanging out on a street corner, how likely is it that any of your neighbors would do something about it?

- 1 Very likely
- 2 Somewhat likely
- 3 Neither likely nor unlikely
- 4 Somewhat unlikely
- 5 Very unlikely

ASK Description: Respondents who were selected to answer questions about their local area.

ASK Specification: IF UT\_ASKALL = 2.

PQID: NEW

SAS Variable: CA4

**Question ID: CA5**

If children or teenagers were damaging others' property, how likely is it that any of your neighbors would do something about it?

- 1 Very likely
- 2 Somewhat likely
- 3 Neither likely nor unlikely
- 4 Somewhat unlikely
- 5 Very unlikely

ASK Description: Respondents who were selected to answer questions about their local area.

ASK Specification: IF UT\_ASKALL = 2.

PQID: NEW

SAS Variable: CA5

**Question ID: CA6**

If there was a crime in your local area, how likely is it that any of your neighbors would call the police?

- 1 Very likely
- 2 Somewhat likely
- 3 Neither likely nor unlikely
- 4 Somewhat unlikely
- 5 Very unlikely

ASK Description: Respondents who were selected to answer questions about their local area.

ASK Specification: IF UT\_ASKALL = 2.

PQID: NEW

SAS Variable: CA6

**Box ID: CA\_BOX3**

Display questions CA7a and CA7b using the expanded stem-leaf screen. The introduction text from CA7a is the stem. Show all leaves on the screen at once.

Tags: Stem and Leaf screen

**Question ID: CA7a**

Please {tell me/mark} how much you agree or disagree with each of the following statements about your local area.

People around here are willing to help their neighbors.

- 1 Strongly agree
- 2 Somewhat agree
- 3 Neither agree nor disagree
- 4 Somewhat disagree
- 5 Strongly disagree

ASK Description: Respondents who were selected to answer questions about their local area.

ASK Specification: IF UT\_ASKALL = 2.

DISPLAY: If CONDITION = 2, then display "tell me". Else, if CONDITION = 3, then display "mark".

PQID: NEW

SAS Variable: CA7a

Tags: Change Request, Stem and Leaf screen

**Question ID: CA7b**

People in this local area can be trusted.

- 1 Strongly agree
- 2 Somewhat agree
- 3 Neither agree nor disagree
- 4 Somewhat disagree
- 5 Strongly disagree

ASK Description: Respondents who were selected to answer questions about their local area.

ASK Specification: IF UT\_ASKALL = 2.

PQID: NEW

SAS Variable: CA7b

Tags: Change Request, Stem and Leaf screen

## Victimization Screener

**Question ID: S\_INTRO\_2**

The next questions{ will} ask about things that may have happened to you in the past 12 months, that is, since {TODAY'S DATE ONE YEAR AGO}. The questions will cover theft,{ break-ins, vandalism,} physical attacks, and unwanted sexual contact.

ASK Description: All respondents.

PROGRAM: ROUTING INSTRUCTIONS: If UT\_HHR = 1 (household respondent), go to S\_01. Else, go to S\_03.

DISPLAY: If UT\_HHR = 1 (household respondent), display " break-ins, vandalism,". ELSE, do not display this text. If UT\_HHR != 1, display " will". ELSE, do not display this text.  
In "TODAY'S DATE ONE YEAR AGO", display Today's date minus 12 months. Display format – January 1, 1900.

## Vehicle Theft

**Question ID: S\_01**

At any point in the past 12 months, have you or someone you live with owned a car, van, truck, motorcycle, or other motor vehicle?

- 1 Yes
- 2 No

ASK Description: Household respondents.

ASK Specification: If UT\_HHR = 1.

PROGRAM: ROUTING INSTRUCTIONS: If S\_01 = 1,-9, go to S\_01A. Else, go to S\_03.

DISPLAY: If CONDITION = 2, display response options in uppercase. Else, display response options in mixed case.

PQID: Revision to NCVS-1, item 38

SAS Variable: S\_01

**Question ID: S\_01A**

How many motor vehicles have you or someone you live with owned over the past 12 months? Please include any that are no longer owned by you or someone you live with.

- 1 Number of motor vehicles: |\_ \_|

ASK Description: Respondents who have owned or lived with someone who owned a car, van, truck, motorcycle, or other motor vehicle in the past 12 months or who did not indicate they have owned or lived with someone who owned a car, van, truck, motorcycle, or other motor vehicle in the past 12 months.

ASK Specification: IF S\_01 = 1,-9.

PROGRAM: ROUTING INSTRUCTIONS: If S\_01A = 0, -9, go to S\_03. Else go to S\_01BOX1.

DISPLAY: If CONDITION = 2, display response options in uppercase. Else, display response options in mixed case.

PQID: Revision to NCVS-1, item 38

SAS Variable: S\_01A

Tags: Change Request

**Box ID: S\_01BOX1**

For S\_01B, display a 'Yes' and 'No' column with options for each response category.

Tags: Stem and Leaf screen

**Question ID: S\_01B**

These first questions ask just about vehicle theft. In the past 12 months ...

- 1 {Did anyone steal the vehicle or use it without permission?/Did anyone steal any of these vehicles or use it without permission?}
- 2 Did anyone TRY to steal {the vehicle/any of these vehicles} but not actually steal it?

ASK Description: Respondents who have owned or lived with someone who owned a car, van, truck, motorcycle, or other motor vehicle in the past 12 months.

ASK Specification: IF S\_01 = 1, -9 and S\_01A > 0.

PROGRAM: ROUTING INSTRUCTIONS: If S\_01B1 = 1 or S\_01B2 = 1, go to S\_01C1. Else, go to S\_02.

DISPLAY: In S\_01B1, if S\_01A = 1, display "Did anyone steal the vehicle or use it without permission?". Else, display "Did anyone steal any of these vehicles or use it without permission?".

In S\_01B2, if S\_01A = 1, display "the vehicle". Else, display "any of these vehicles".

If CONDITION = 2, display response options in uppercase. Else, display response options in mixed case.

PQID: Revision to NCVS-1, item 39a

SAS Variable: S\_01B1, S\_01B2

Tags: Stem and Leaf screen

**Question ID: S\_01C1**

In the past 12 months, how many times {was a vehicle stolen or used without permission/did someone try to steal a vehicle/was a vehicle stolen or used without permission or did someone try to steal a vehicle}?

- 1 Once
- 2 Two or more times {How many times: |\_ \_|}

ASK Description: Respondents who had a vehicle stolen, used without permission, or was attempted stolen in the past 12 months.

ASK Specification: IF S\_01 = 1 AND (S\_01B1 = 1 OR S\_01B2 = 1).

PROGRAM: ROUTING INSTRUCTIONS: If S\_01C1 = -9 or (S\_01C1 = 2 and S\_01C1\_NUM = -9), go to S\_01C1A.

Else, if S\_01C1 = 2 and S\_01C1\_NUM >= 4, go to S\_01C2.

Else, if S\_01C1 = 2 and S\_01C1\_NUM = 2, 3, go to S\_01D\_INTRO.

Else, if S\_01C1 = 1 or (S\_01C1 = 2 and S\_01C1\_NUM = 1), go to S\_01BOX2.

Else, go to S\_02.

DISPLAY: If S\_01B1 = 1 and S\_01B2 = 1, display "was a vehicle stolen or used without permission or did someone try to steal a vehicle". Else, if S\_01B1 = 1 and S\_01B2 = 2, -9, display "was a vehicle stolen or used without permission". Else, if S\_01B2 = 1 and S\_01B1 = 2, -9, display "did someone try to steal a vehicle".

If S\_01C1 = 2, display "How many times:" and an open response field. Allow 2 digits.

If CONDITION = 2, display response options in uppercase. Else, display response options in mixed case.

PQID: Revision to NCVS-1, item 39b

SAS Variable: S\_01C1, S\_01C1\_NUM

Tags: Change Request



**Question ID: S\_01C1A**

You did not enter how many times this happened in the past 12 months. Please select one of the following.

- 1 I really meant to answer
- 2 I don't know the answer

ASK Description: Respondents who had a vehicle stolen, used without permission, or was attempted stolen in the past 12 months and did not enter how many times this happened in the past 12 months.

ASK Specification: IF S\_01 = 1 AND (S\_01B1 = 1 OR S\_01B2 = 1) AND (S\_01C1 = -9 OR (S\_01C1 = 2 AND S\_01C1\_NUM = -9)).

PROGRAM: If S\_01C1A = 2, -9, set S\_MV = 1 and create 1 CIR.

ROUTING INSTRUCTIONS: If S\_01C1A = 1, go to S\_01C1.

Else, go to S\_01BOX2.

DISPLAY: If CONDITION = 2, display response options in uppercase. Else, display response options in mixed case.

PQID: NEW

SAS Variable: S\_01C1A

Tags: Change Request

**Question ID: S\_01C2**

Do you recall enough details about each incident to be able to distinguish them from each other?

- 1 Yes
- 2 No GO TO S\_01BOX2

ASK Description: Respondents who had a vehicle stolen, used without permission, or was attempted stolen in the past 12 months and reported four or more vehicle theft incidents in the past 12 months.

ASK Specification: IF S\_01 = 1 AND (S\_01B1 = 1 OR S\_01B2 = 1) AND S\_01C1 = 2 AND S\_01C1\_NUM >= 4.

PROGRAM: If S\_01C2 = 2, set SERIES = 1.

DISPLAY: If CONDITION = 2, display response options in uppercase. Else, display response options in mixed case.

PQID: Adapted from CIR5b

SAS Variable: S\_01C2

**Question ID: S\_01D\_INTRO**

{I will ask/On the next screens, you are going to be asked} about {each of these/the four most recent} incidents, starting with the most recent{ time this happened. Please click NEXT to continue.}

ASK Description: Respondents who had a vehicle stolen, used without permission, or was attempted stolen in the past 12 months and reported less than four vehicle theft incidents in the last 12 months or reported four or more vehicle theft incidents in the past 12 months and recalled enough details about each incident to be able to distinguish them from each other.

ASK Specification: IF S\_01 = 1 AND (S\_01B1 = 1 OR S\_01B2 = 1) AND S\_01C1 = 2 AND (S\_01C1\_NUM = 2, 3 OR (S\_01C1\_NUM >= 4 AND S\_01C2 = 1)).

DISPLAY: If S\_01C1\_NUM = 2, 3, 4, display "each of these". Else, if S\_01C1\_NUM >= 5, display "the four most recent".

If CONDITION = 2, display "I will ask". Else, if CONDITION = 3, display "On the next screens, you are going to be asked" and " time this happened... continue."

Tags: Change Request

**Box ID: S\_01BOX2**

If S\_01C1 = 2 and (S\_01C1\_NUM = 2, 3 or (S\_01C1\_NUM >= 4 and S\_01C2 = 1)), repeat S\_01D through S\_01G up to 4 times for each vehicle theft incident reported in S\_01C1\_NUM. Ask all items from S\_01D through S\_01G (as appropriate) for most recent incident, then move to next most recent incident, and so on.

Else, if S\_01C1 = 1 or S\_01C1\_NUM = 1 or (S\_01C1\_NUM >= 4 and S\_01C2 = 2) or S\_01C1A = 2, -9, ask only about most recent incident in S\_01D.

**Question ID: S\_01D**

{You said that/Still thinking about the time when} someone{ stole a vehicle or used it without permission}{ or}{ tried to steal a vehicle} {FILL ANSWER FROM S\_01C1} times in the past 12 months. In what month and year did the {MOST RECENT/SECOND MOST RECENT/THIRD MOST RECENT/FOURTH MOST RECENT} incident happen? If you don't remember the exact month, please give your best estimate.

- 1 Before {CURRENT MONTH MINUS 12}
- 2 {CURRENT MONTH MINUS 12}
- 3 {CURRENT MONTH MINUS 11}
- 4 {CURRENT MONTH MINUS 10}
- 5 {CURRENT MONTH MINUS 9}
- 6 {CURRENT MONTH MINUS 8}
- 7 {CURRENT MONTH MINUS 7}
- 8 {CURRENT MONTH MINUS 6}
- 9 {CURRENT MONTH MINUS 5}
- 10 {CURRENT MONTH MINUS 4}
- 11 {CURRENT MONTH MINUS 3}
- 12 {CURRENT MONTH MINUS 2}
- 13 {CURRENT MONTH MINUS 1}
- 14 {CURRENT MONTH}

ASK Description: Respondents who had a vehicle stolen or used without permission or had a vehicle that someone attempted to steal once in the past 12 months or did not know how many times this incident happened in the past 12 months.

ASK Specification: IF (S\_01B1 = 1 OR S\_01B2 = 1) AND (S\_01C1 = 1 OR (S\_01C1 = 2 AND S\_01C1\_NUM >= 1) OR S\_01C1A = 2, -9).

PROGRAM: ROUTING INSTRUCTIONS: If DATE PROVIDED IN S\_01D IS CURRENT MONTH MINUS 12 OR S\_01D = -9, go to S\_01D1.

Else, if DATE PROVIDED IN S\_01D IS CURRENT MONTH MINUS 6, go to S\_01D2.

Else, if DATE PROVIDED IN S\_01D IS BEFORE CURRENT MONTH MINUS 12, go to S\_02.

Else, go to S\_01BOX3.

NCVS Redesign Field Test Condition 2 Questionnaire

DISPLAY: If S\_01B1 = 1, display "stole a vehicle or used it without permission". Else, do not display this text.  
If S\_01B2 = 1, display "tried to steal a vehicle". Else, do not display this text.  
If S\_01B1 = 1 and S\_01B2 = 1, display "or". Else, do not display this text.  
For the first incident, display "You said that" and "MOST RECENT".  
For the second incident, display "Still thinking about the time when" and "SECOND MOST RECENT".  
For the third incident, display "Still thinking about the time when" and "THIRD MOST RECENT".  
For the fourth incident, display "Still thinking about the time when" and "FOURTH MOST RECENT".  
In each response option, take Today's month minus N in descending order. Display format - January 1, 1900.  
If CONDITION = 2, display response options in uppercase. Else, display response options in mixed case.  
PQID: NEW  
SAS Variable: S\_01D

**Question ID: S\_01D1**

Did this incident happen before, after, or on {12-MO ANCHORDATE}?

- 1 It happened before {12-MO ANCHORDATE}
- 2 It happened after or on {12-MO ANCHORDATE}
- 3 I don't know when it happened / can't remember

ASK Description: Respondents who had a vehicle stolen or used without permission or had a vehicle that someone attempted to steal but did not provide a date when this happened or said it happened 12 months ago.

ASK Specification: IF DATE PROVIDED IN S\_01D IS CURRENT MONTH MINUS 12 OR S\_01D = -9.

PROGRAM: ROUTING INSTRUCTIONS: If S\_01D = -9 and S\_01D1 = 2, go to S01D2.  
Else, if DATE PROVIDED IN S\_01D IS CURRENT MONTH MINUS 12 and S\_01D1 = 2, go to S\_01BOX3.

Else, if S\_01D1 = 3, -9, go to S\_01BOX5.

Else, if S\_01D1 = 1, go to S\_02.

DISPLAY: In "12-MO ANCHORDATE", display Today's date minus 12 months. Display format - January 1, 1900.

If CONDITION = 2, display response options in uppercase. Else, display response options in mixed case.

PQID: NEW

SAS Variable: S\_01D1

**Question ID: S\_01D2**

Did this incident happen before, after, or on {6-MO ANCHORDATE}?

- 1 It happened before {6-MO ANCHORDATE}
- 2 It happened after or on {6-MO ANCHORDATE}
- 3 I don't know

ASK Description: Respondents who had a vehicle stolen or used without permission or had a vehicle that someone attempted to steal 6 months ago or on or after 12 months ago.

ASK Specification: IF DATE PROVIDED IN S\_01D IS CURRENT MONTH MINUS 6 OR (S\_01D = -9 AND S\_01D1 = 2).

DISPLAY: In 6-MO ANCHORDATE, display Today's date minus 6 months. Display format – January 1, 1900.

If CONDITION = 2, display response options in uppercase. Else, display response options in mixed case.

PQID: NEW

SAS Variable: S\_01D2

Tags: Change Request

**Box ID: S\_01BOX3**

For each incident that happened within the past 12 months, set S\_MV = 1.  
If interleaving condition, go to S\_01E.  
Else, go to S\_01BOX5.

---

IF DATE PROVIDED IN S\_01D IS WITHIN THE PAST 12 MONTHS OR S\_01D1 = 2, set S\_MV = 1.  
If SVERSION = 1, go to S\_01E.  
Else, go to S\_01BOX5.

**Question ID: S\_01E**

Still thinking about this {MOST RECENT/SECOND MOST RECENT/THIRD MOST RECENT/FOURTH MOST RECENT/S\_01D: MONTH, YEAR} incident when someone{ stole a vehicle or used it without permission}{ or}{ tried to steal a vehicle}, was anything stolen from the vehicle, such as a cell phone, money, or anything else in the vehicle?

- 1 Yes
- 2 No

ASK Description: Respondents who had a vehicle stolen or used without permission or had a vehicle that someone attempted to steal in the past 12 months or did not know how many times this incident happened in the past 12 months.

ASK Specification: IF SVERSION = 1 AND (S\_01C1 = 1 OR S\_01C1\_NUM >= 1 OR S\_01C1A = 2, -9) AND (DATE PROVIDED IN S\_01D IS WITHIN THE PAST 12 MONTHS OR S\_01D1 = 2).

PROGRAM: If S\_01E = 1, set S\_T=1.

DISPLAY: If date provided in S\_01D, display Month, Year for each incident. Display format – January, 1900.

Else, if this is the first incident in the series and S\_01D = -9, display "MOST RECENT".

Else, if this is the second incident in the series and S\_01D = -9, display "SECOND MOST RECENT".

Else, if this is the third incident in the series and S\_01D = -9, display "THIRD MOST RECENT".

Else, if this is the fourth incident in the series and S\_01D = -9, display "FOURTH MOST RECENT".

If S\_01B1 = 1, display "stole a vehicle or used it without permission". Else, do not display this text.

If S\_01B2 = 1, display "tried to steal a vehicle". Else, do not display this text.

If S\_01B1 = 1 and S\_01B2 = 1, display "or". Else, do not display this text.

If CONDITION = 2, display response options in uppercase. Else, display response options in mixed case.

PQID: NEW

SAS Variable: S\_01E

**Question ID: S\_01F**

Still thinking about this {MOST RECENT/SECOND MOST RECENT/THIRD MOST RECENT/FOURTH MOST RECENT/S\_01D: MONTH, YEAR} incident when someone{ stole a vehicle or used it without permission}{ or}{ tried to steal a vehicle}, were you physically attacked or were you threatened with a weapon during this incident?

- |       |                |
|-------|----------------|
| 1 Yes | GO TO S_01G    |
| 2 No  | GO TO S_01BOX5 |

ASK Description: Respondents who had a vehicle stolen or used without permission or had a vehicle that someone attempted to steal in the past 12 months or did not know how many times this incident happened in the past 12 months.

ASK Specification: IF SVERSION = 1 AND (S\_01C1 = 1 OR S\_01C1\_NUM >= 1 OR S\_01C1A = 2, -9) AND (DATE PROVIDED IN S\_01D IS WITHIN THE PAST 12 MONTHS OR S\_01D1 = 2).

PROGRAM: If S\_01F = 1, set S\_ATA=1.

DISPLAY: If date provided in S\_01D, display Month, Year for each incident. Display format – January, 1900.

Else, if this is the first incident in the series and S\_01D = -9, display "MOST RECENT".

Else, if this is the second incident in the series and S\_01D = -9, display "SECOND MOST RECENT".

Else, if this is the third incident in the series and S\_01D = -9, display "THIRD MOST RECENT".

Else, if this is the fourth incident in the series and S\_01D = -9, display "FOURTH MOST RECENT".

If S\_01B1 = 1, display "stole a vehicle or used it without permission". Else, do not display this text.

If S\_01B2 = 1, display "tried to steal a vehicle". Else, do not display this text.

If S\_01B1 = 1 and S\_01B2 = 1, display "or". Else, do not display this text.

If CONDITION = 2, display response options in uppercase. Else, display response options in mixed case.

PQID: NEW

SAS Variable: S\_01F

**Question ID: S\_01G**

Still thinking about this {MOST RECENT/SECOND MOST RECENT/THIRD MOST RECENT/FOURTH MOST RECENT/S\_01D: MONTH, YEAR} incident when someone{ stole a vehicle or used it without permission}{ or}{ tried to steal a vehicle}, did anyone have, or try to have, sexual contact with you that you DID NOT CONSENT TO and that YOU DID NOT WANT to happen?

- 1 Yes
- 2 No

ASK Description: Respondents who had a vehicle stolen or used without permission or had a vehicle that someone attempted to steal in the past 12 months or did not know how many times this incident happened in the past 12 months and were physically attacked, or threatened with a weapon during this incident.

ASK Specification: IF SVERSION = 1 AND (S\_01C1 = 1 OR S\_01C1\_NUM >= 1 OR S\_01C1A = 2, -9) AND (DATE PROVIDED IN S\_01D IS WITHIN THE PAST 12 MONTHS OR S\_01D1 = 2) AND S\_01F = 1.

PROGRAM: If S\_01G = 1, set S\_SA=1.

DISPLAY: If date provided in S\_01D, display Month, Year for each incident. Display format – January, 1900.

Else, if this is the first incident in the series and S\_01D = -9, display "MOST RECENT".

Else, if this is the second incident in the series and S\_01D = -9, display "SECOND MOST RECENT".

Else, if this is the third incident in the series and S\_01D = -9, display "THIRD MOST RECENT".

Else, if this is the fourth incident in the series and S\_01D = -9, display "FOURTH MOST RECENT".

If S\_01B1 = 1, display "stole a vehicle or used it without permission". Else, do not display this text.

If S\_01B2 = 1, display "tried to steal a vehicle". Else, do not display this text.

If S\_01B1 = 1 and S\_01B2 = 1, display "or". Else, do not display this text.

If CONDITION = 2, display response options in uppercase. Else, display response options in mixed case.

PQID: NEW

SAS Variable: S\_01G

**Box ID: S\_01BOX5**

If data has been collected for the four most recent dates in S\_01D where N = S\_01C1\_NUM, go to S\_02.

Else, go to S\_01D for incident (N+1).



## Vehicle Part Theft

**Box ID: S\_02BOX1**

For S\_02A, display 'Yes' and 'No' columns with options for each response category.

Tags: Stem and Leaf screen

**Question ID: S\_02A**

{Other than the thefts or attempted thefts you have mentioned already, in/In} the past 12 months ...

- 1 Did anyone steal any vehicle parts such as a tire, car stereo, GPS, hubcap, or battery from {the vehicle/any of these vehicles}?
- 2 Did anyone steal any gas from {the vehicle/any of these vehicles}?
- 3 Did anyone TRY to steal vehicle parts from {the vehicle/any of these vehicles} but did not actually do this?

ASK Description: Household respondents who have owned or lived with someone who owned a car, van, truck, motorcycle, or other motor vehicle in the past 12 months and reported whether or not someone stole a vehicle or used it without permission or attempted to steal a vehicle.

ASK Specification: IF UT\_HHR = 1 AND S\_01 = 1, -9 AND (S\_01B1 = 1, 2 OR S\_01B2 = 1, 2).

PROGRAM: ROUTING INSTRUCTIONS: If S\_02A1 = 1 or S\_02A2 = 1 or S\_02A3 = 1, go to S\_02B1. Else, go to S\_03.

DISPLAY: If S\_01B1 = 1 OR S\_01B2 = 1, display "Other than the thefts or attempted thefts you have mentioned already, in". Else, display "In".

If S\_01A = 1, display "the vehicle". Else, if S\_01A > 1 or S\_01A = -9, display "any of these vehicles".

If CONDITION = 2, display response options in uppercase. Else, display response options in mixed case.

PQID: Revision to NCVS-1, item 39a

SAS Variable: S\_02A1, S\_02A2, S\_02A3

Tags: Change Request, Stem and Leaf screen

**Question ID: S\_02B1**

{Thinking about the times when someone stole or tried to steal vehicle parts or gas,}How many times did {this happen/any of these things happen} in the past 12 months?

- 1 Once
- 2 Two or more times {How many times: |\_ \_|}

ASK Description: Respondents who had any vehicle parts or gas stolen from their vehicle or someone tried to steal vehicle parts.

ASK Specification: IF S\_02A1 = 1 OR S\_02A2 = 1 OR S\_02A3 = 1.

PROGRAM: ROUTING INSTRUCTIONS: If S\_02B1 = -9 or (S\_02B1 = 2 and S\_02B1\_NUM = -9), go to S\_02B1A.

Else, if S\_02B1 = 2 and S\_02B1\_NUM >= 4, go to S\_02B2.

Else, if S\_02B1 = 2 and S\_02B1\_NUM = 2, 3, go to S\_02C\_INTRO.

Else, if S\_02B1 = 1 or (S\_02B1 = 2 and S\_02B1\_NUM = 1), go to S\_02BOX2.

Else, go to S\_03.

DISPLAY: If (S\_02A1 = 1 or S\_02A2 = 1) and S\_02A3 = 1, display "Thinking about the times when someone stole or tried to steal vehicle parts or gas,". Else, do not display this text.

If the respondent selected yes to only one vehicle theft type in S\_02A, display "this happen".

Else, display "any of these things happen".

If S\_02B1 = 2, display "How many times:" and an open response field. Allow 2 digits.

If CONDITION = 2, display response options in uppercase. Else, display response options in mixed case.

PQID: Revision to NCVS-1, item 39b

SAS Variable: S\_02B1, S\_02B1\_NUM

Tags: Change Request

**Question ID: S\_02B1A**

You did not enter how many times this happened in the past 12 months. Please select one of the following.

- 1 I really meant to answer
- 2 I don't know the answer

ASK Description: Respondents who had any vehicle parts or gas stolen from their vehicle or someone tried to steal vehicle parts and did not enter how many times this happened in the past 12 months.

ASK Specification: IF (S\_02A1 = 1 OR S\_02A2 = 1 OR S\_02A3 = 1) AND (S\_02B1 = -9 OR (S\_02B1 = 2 AND S\_02B1\_NUM = -9)).

PROGRAM: If S\_02B1A = 2, -9, set S\_MVP = 1 and create 1 CIR.

ROUTING INSTRUCTIONS: If S\_02B1A = 1, go to S\_02B1.

Else, go to S\_02BOX2.

DISPLAY: If CONDITION = 2, display response options in uppercase. Else, display response options in mixed case.

PQID: NEW

SAS Variable: S\_02B1A

Tags: Change Request

**Question ID: S\_02B2**

Do you recall enough details about each incident to be able to distinguish them from each other?

- 1 Yes
- 2 No

ASK Description: Respondents who had any vehicle parts or gas stolen from their vehicle or someone tried to steal vehicle parts four or more times in the last 12 months.

ASK Specification: IF S\_02B1 = 2 AND S\_02B1\_NUM >= 4.

PROGRAM: If S\_02B2 = 2, set SERIES = 1.

ROUTING INSTRUCTIONS: If S\_02B2 = 1, go to S\_02C\_INTRO.

Else, go to S\_02BOX2.

DISPLAY: If CONDITION = 2, display response options in uppercase. Else, display response options in mixed case.

PQID: Adapted from CIR5b

SAS Variable: S\_02B2

**Question ID: S\_02C\_INTRO**

{I will ask/On the next screens, you are going to be asked} about {each of these/the four most recent} incidents, starting with the most recent{ time this happened. Please click NEXT to continue.}

ASK Description: Respondents who had any vehicle parts or gas stolen from their vehicle or someone tried to steal vehicle parts two or more times in the last 12 months and recalled enough details about each incident to be able to distinguish them from each other.

ASK Specification: IF (S\_02B1 = 2 AND S\_02B1\_NUM >= 4 AND S\_02B2 = 1) OR (S\_02B1 = 2 AND S\_02B1\_NUM = 2, 3).

DISPLAY: If S\_02B1\_NUM = 2, 3, 4 display "each of these". Else, if S\_02B1\_NUM >= 5, display "the four most recent".

If CONDITION = 2, display "I will ask". Else, if CONDITION = 3, display "On the next screens, you are going to be asked" and " time this happened... continue."

Tags: Change Request

**Box ID: S\_02BOX2**

If S\_02B1 = 2 and (S\_02B1\_NUM = 2, 3 or (S\_02B1\_NUM >= 4 and S\_02B2 = 1)), repeat S\_02C through S\_02G up to four most recent dates in S\_02C where N = S\_02B1\_NUM. Ask all items from S\_02C through S\_02G (as appropriate) for most recent incident, then move to next most recent incident, and so on.

Else, if S\_02B1 = 1 or (S\_02B1 = 2 and (S\_02B1\_NUM = 1 or (S\_02B1\_NUM >= 4 and S\_02B2 = 2))) OR S\_02B1A = 2, -9, ask only about most recent incident in S\_02C.

**Question ID: S\_02C**

{You said that someone {stole} {and} {tried to steal} vehicle parts or gas {FILL ANSWER FROM S\_02B1 times} in the past 12 months.} In what month and year did the {MOST RECENT/SECOND MOST RECENT/THIRD MOST RECENT/FOURTH MOST RECENT} incident happen? If you don't remember the exact month, please give your best estimate.

- 1 Before {CURRENT MONTH MINUS 12}
- 2 {CURRENT MONTH MINUS 12}
- 3 {CURRENT MONTH MINUS 11}
- 4 {CURRENT MONTH MINUS 10}
- 5 {CURRENT MONTH MINUS 9}
- 6 {CURRENT MONTH MINUS 8}
- 7 {CURRENT MONTH MINUS 7}
- 8 {CURRENT MONTH MINUS 6}
- 9 {CURRENT MONTH MINUS 5}
- 10 {CURRENT MONTH MINUS 4}
- 11 {CURRENT MONTH MINUS 3}
- 12 {CURRENT MONTH MINUS 2}
- 13 {CURRENT MONTH MINUS 1}
- 14 {CURRENT MONTH}

ASK Description: Respondents who had any vehicle parts or gas stolen from their vehicle or someone tried to steal vehicle parts two or more times in the last 12 months and recalled enough details about each incident to be able to distinguish them from each other or did not know how many times this incident happened in the past 12 months.

ASK Specification: IF (S\_02A1 = 1 OR S\_02A2 = 1 OR S\_02A3 = 1) AND (S\_02B1 = 1 OR (S\_02B1 = 2 AND S\_02B1\_NUM >= 1) OR S\_02B1A = 2, -9).

PROGRAM: ROUTING INSTRUCTIONS: If DATE PROVIDED IN S\_02C IS CURRENT MONTH MINUS 12 OR S\_02C = -9, go to S\_02C1.

Else, if DATE PROVIDED IN S\_02C IS CURRENT MONTH MINUS 6, go to S\_02C2.

Else, if DATE PROVIDED IN S\_02C IS BEFORE CURRENT MONTH MINUS 12, go to S\_03.

Else, go to S\_02BOX2B.

DISPLAY: If S\_02B1\_NUM > 1, display for all incidents after the first "You said that someone... in the past 12 months."

If S\_02A1 = 1 or S\_02A2 = 1, display "stole". Else, do not display this text.

If S\_02A3 = 1, display "tried to steal". Else, do not display this text.

If (S\_02A1 = 1 or S\_02A2 = 1) and S\_02A3 = 1, display "or". Else, do not display this text.

For the first incident, display "MOST RECENT".

For the second incident, display "SECOND MOST RECENT".

For the third incident, display "THIRD MOST RECENT".

For the fourth incident, display "FOURTH MOST RECENT".

In each response option, take Today's month minus N in descending order. Display format – January, 1900.

If CONDITION = 2, display response options in uppercase. Else, display response options in mixed case.

NCVS Redesign Field Test Condition 2 Questionnaire

PQID: NEW

SAS Variable: S\_02C

**Question ID: S\_02C1**

Did this incident happen before, after, or on {12-MO ANCHORDATE}?

- 1 It happened before {12-MO ANCHORDATE}
- 2 It happened after or on {12-MO ANCHORDATE}
- 3 I don't know when it happened / can't remember

ASK Description: Respondents who had any vehicle parts or gas stolen from their vehicle or someone tried to steal vehicle parts a year or more ago.

ASK Specification: FOR S\_02C1: IF DATE PROVIDED IN S\_02C IS CURRENT MONTH MINUS 12 OR S\_02C = -9.

PROGRAM: ROUTING INSTRUCTIONS: If S\_02C = -9 and S\_02C1 = 2, go to S\_02C2.  
Else, if DATE PROVIDED IN S\_02C IS CURRENT MONTH MINUS 12 and S\_02C1 = 2, go to S\_02BOX2B.  
Else, if S\_02C1 = 3, -9, go to S\_02BOX5.  
Else, if S\_02C1 = 1, go to S\_03.

DISPLAY: In "12-MO ANCHORDATE", display Today's date minus 12 months. Display format – January 1, 1900.

If CONDITION = 2, display response options in uppercase. Else, display response options in mixed case.

PQID: NEW

SAS Variable: S\_02C1

**Question ID: S\_02C2**

Did this incident happen before, after, or on {6-MO ANCHORDATE}?

- 1 It happened before {6-MO ANCHORDATE}
- 2 It happened after or on {6-MO ANCHORDATE}
- 3 I don't know

ASK Description: Respondents who had any vehicle parts or gas stolen from their vehicle or someone tried to steal vehicle parts six months ago.

ASK Specification: IF DATE PROVIDED IN S\_02C IS CURRENT MONTH MINUS 6 OR (S\_02C = -9 AND S\_02C1 = 2).

PROGRAM: ROUTING INSTRUCTIONS: If S\_02C = -9 AND S\_02C1 = 2 AND S\_02C2 = 3, -9, go to S\_02BOX5.  
Else, go to S\_02BOX2B.

DISPLAY: In "6-MO ANCHORDATE", display Today's date minus 6 months. Display format – January 1, 1900.

If CONDITION = 2, display response options in uppercase. Else, display response options in mixed case.

PQID: NEW

SAS Variable: S\_02C2

**Box ID: S\_02BOX2B**

Respondents who had any vehicle parts or gas stolen from their vehicle or someone tried to steal vehicle parts in the past 12 months and the MONTH/YEAR of the current incident matches the MONTH/YEAR of any previously reported incidents, or no date was provided for the current incident and the current incident was confirmed to have happened on or after anchor date and there are any previously reported incidents for which a date was not collected that were confirmed to have happened on or after anchor date, go to S\_02DD2.  
Else, go to box S\_02BOX3.

---

IF (DATE PROVIDED IN S\_02C IS WITHIN THE PAST 12 MONTHS AND S\_02C MATCHES A DATE PROVIDED IN S\_01D) OR (S\_02C = -9 AND S\_02C1 = 2 AND (S\_01D = -9 AND S\_01D1 = 2 FOR ANY INCIDENT IN S\_01D)), GO TO S\_02DD2.  
ELSE, GO TO S\_02BOX3.

**Question ID: S\_02DD2**

Is this incident part of any other incident you have already mentioned?

- 1 Yes GO TO S\_02DD3
- 2 No GO TO S\_02BOX3

ASK Description: Respondents who had any vehicle parts or gas stolen from their vehicle or someone tried to steal vehicle parts in the past 12 months and the MONTH/YEAR of the current incident matches the MONTH/YEAR of any previously reported incidents, or no date was provided for the current incident and the current incident was confirmed to have happened on or after anchor date and there are any previously reported incidents for which a date was not collected that were confirmed to have happened on or after anchor date.

ASK Specification: IF (DATE PROVIDED IN S\_02C IS WITHIN THE PAST 12 MONTHS AND S\_02C MATCHES A DATE PROVIDED IN S\_01D) OR (S\_02C = -9 AND S\_02C1 = 2 AND (S\_01D = -9 AND S\_01D1 = 2 FOR ANY INCIDENT IN S\_01D)).

DISPLAY: If CONDITION = 2, display response options in uppercase. Else, display response options in mixed case.

PQID: NEW

SAS Variable: S\_02DD2

**Question ID: S\_02DD3**

Which incident was this part of?

- 0 {Incident 1}
- 1 {Incident 2}
- 2 {Incident 3}
- 3 {Incident 4}
- 8 This is a separate incident

ASK Description: Respondents who had any vehicle parts or gas stolen from their vehicle or someone tried to steal vehicle parts that occurred as part of another incident.

ASK Specification: IF S\_02DD2 = 1.

DISPLAY: Display each incident previously mentioned in S\_01D that it could match by displaying month/year (if provided) and short description of details of incident, such as "May 2017 vehicle theft with an attack". If S\_02C = -9, only display prior incidents where the date is also missing.

If CONDITION = 2, display response options in uppercase. Else, display response options in mixed case.

PQID: NEW

SAS Variable: S\_02DD3



NCVS Redesign Field Test Condition 2 Questionnaire

**Box ID: S\_02BOX3**

If S\_02DD3 = 0, 1, 2, 3, set S\_MVP = 1 for the incident selected in S\_02DD3.

Else, if DATE PROVIDED IN S\_02C IS WITHIN THE PAST 12 MONTHS or S\_02C1 = 2 AND (S\_02DD2 != 1 OR S\_02DD3 = -8, -9), set S\_MVP = 1.

ROUTING INSTRUCTIONS: If SVERSION = 1 AND (S\_02DD2 != 1 OR S\_02DD3 = -8, -9), go to S\_02E.

Else, go to S\_02BOX5.

**Question ID: S\_02E**

Still thinking about this {most recent/second most recent/third most recent/fourth most recent/MONTH, YEAR} incident in which someone {stole/tried to steal/stole or tried to steal} {vehicle parts/gas/vehicle parts or gas}, other than the vehicle parts or gas, was anything else stolen from the vehicle, such as a cell phone, money, or anything else in the vehicle?

- 1 Yes
- 2 No

ASK Description: Respondents who had any vehicle parts or gas stolen from their vehicle or someone tried to steal vehicle parts at least once in the past 12 months or did not know how many times this incident happened in the past 12 months.

ASK Specification: IF SVERSION = 1 AND (S\_02A1 = 1 OR S\_02A2 = 1 OR S\_02A3 = 1) AND (S\_02B1 = 1 OR (S\_02B1 = 2 AND S\_02B1\_NUM >= 1) OR S\_02B1A = 2, -9) AND (DATE PROVIDED IN S\_02C IS WITHIN THE PAST 12 MONTHS OR S\_02C1 = 2) AND (S\_02DD2 != 1 OR S\_02DD3 = -8, -9).

PROGRAM: If S\_02E = 1, set S\_T = 1.

DISPLAY: If date provided in S\_02C, display MONTH, YEAR. Display format - January, 1900.

Else, if this is the first incident in the series and S\_02C = -9, display "most recent".

Else, if this is the second incident in the series and S\_02C = -9, display "second most recent".

Else, if this is the third incident in the series and S\_02C = -9, display "third most recent".

Else, if this is the fourth incident in the series and S\_02C = -9, display "fourth most recent".

Else, do not display this text.

If (S\_02A1 = 1 or S\_02A2 = 1) and S\_02A3 != 1, display "stole".

Else, if S\_02A1 != 1 and S\_02A2 != 1) and S\_02A3 = 1, display "tried to steal".

Else, display "stole or tried to steal".

If S\_02A1 = 1 and S\_02A2 != 1 and S\_02A3 != 1, display "vehicle parts".

Else, if S\_02A1 != 1 and S\_02A2 = 1 and S\_02A3 != 1, display "gas".

Else, display "vehicle parts or gas".

If CONDITION = 2, display response options in uppercase. Else, display response options in mixed case.

PQID: NEW

SAS Variable: S\_02E

**Question ID: S\_02F**

Still thinking about this {MOST RECENT/SECOND MOST RECENT/THIRD MOST RECENT/FOURTH MOST RECENT} incident in which someone stole or tried to steal vehicle {parts or gas/parts/gas}, were you physically attacked or were you threatened with a weapon during this incident?

- |       |                |
|-------|----------------|
| 1 Yes | GO TO S_02G    |
| 2 No  | GO TO S_02BOX5 |

ASK Description: Respondents who had any vehicle parts or gas stolen from their vehicle or someone tried to steal vehicle parts at least once in the past 12 months or did not know how many times this incident happened in the past 12 months.

ASK Specification: IF SVERSION = 1 AND (S\_02A1 = 1 OR S\_02A2 = 1 OR S\_02A3 = 1) AND (S\_02B1 = 1 OR (S\_02B1 = 2 AND S\_02B1\_NUM >= 1) OR S\_02B1A = 2, -9) AND (DATE PROVIDED IN S\_02C IS WITHIN THE PAST 12 MONTHS OR S\_02C1 = 2) AND (S\_02DD2 != 1 OR S\_02DD3 = -8, -9).

PROGRAM: If S\_02F = 1, set S\_ATA = 1.

DISPLAY: If this is the first incident in the series and S\_02C = -9, display "MOST RECENT".  
Else, if this is the second incident in the series and S\_02C = -9, display "SECOND MOST RECENT".

Else, if this is the third incident in the series and S\_02C = -9, display "THIRD MOST RECENT".

Else, if this is the fourth incident in the series and S\_02C = -9, display "FOURTH MOST RECENT".

Else, do not display this text.

If (S\_02A1 = 1 or S\_02A3 = 1) and S\_02A2 = 1, display "parts or gas".

Else, if S\_02A1 = 1 or S\_02A3 = 1, display "parts".

Else, display "gas".

If CONDITION = 2, display response options in uppercase. Else, display response options in mixed case.

PQID: NEW

SAS Variable: S\_02F

**Question ID: S\_02G**

Still thinking about this {MOST RECENT/SECOND MOST RECENT/THIRD MOST RECENT/FOURTH MOST RECENT} incident in which someone stole or tried to steal vehicle {parts or gas/parts/gas}, did anyone have, or try to have, sexual contact with you that you DID NOT CONSENT TO and that YOU DID NOT WANT to happen as part of this incident?

- 1 Yes
- 2 No

ASK Description: Respondents who had any vehicle parts or gas stolen from their vehicle or someone tried to steal vehicle parts at least once in the past 12 months or did not know how many times this incident happened in the past 12 months and were physically attacked, or threatened with a weapon during this incident.

ASK Specification: IF SVERSION = 1 AND (S\_02A1 = 1 OR S\_02A2 = 1 OR S\_02A3 = 1) AND (S\_02B1 = 1 OR (S\_02B1 = 2 AND S\_02B1\_NUM >= 1) OR S\_02B1A = 2, -9) AND (DATE PROVIDED IN S\_02C IS WITHIN THE PAST 12 MONTHS OR S\_02C1 = 2) AND (S\_02DD2 != 1 OR S\_02DD3 = -8, -9) AND S\_02F = 1.

PROGRAM: If S\_02G = 1, set S\_SA = 1.

DISPLAY: If this is the first incident in the series and S\_02C = -9, display "MOST RECENT". Else, if this is the second incident in the series and S\_02C = -9, display "SECOND MOST RECENT".

Else, if this is the third incident in the series and S\_02C = -9, display "THIRD MOST RECENT". Else, if this is the fourth incident in the series and S\_02C = -9, display "FOURTH MOST RECENT".

Else, do not display this text.

If (S\_02A1 = 1 or S\_02A3 = 1) and S\_02A2 = 1, display "parts or gas".

Else, if S\_02A1 = 1 or S\_02A3 = 1, display "parts".

Else, display "gas".

If CONDITION = 2, display response options in uppercase. Else, display response options in mixed case.

PQID: NEW

SAS Variable: S\_02G

**Box ID: S\_02BOX5**

If data has been collected for the four most recent dates in S\_02C where N = S\_02B1\_NUM, go to S\_03.

Else, go to S\_02C for incident (N+1).

## Theft

**Box ID: S\_03BOX1**

For S\_03, display 'Yes' and 'No' columns with options for each response category.

Tags: Stem and Leaf screen

**Question ID: S\_03A**

The {next }questions {below }ask about different things that might have been stolen from you. This may have happened to you while you were at home,{ at work or} school, or somewhere else.

{Other than the thefts or attempted thefts you have mentioned already, in/In} the past 12 months did anyone...

- 1 Steal something that you carry, like a cell phone, money, a wallet, purse, or backpack?
- 2 Steal something that you wear, like clothing, jewelry, or shoes?
- 3 Steal something in your home, like a TV, computer, tools, or guns?
- 4 Steal something from your porch, lawn, garage, or other part of your property, such as a bicycle, garden hose or lawn furniture?
- 5 Steal something out of a vehicle, such as a package or groceries?
- 6 {Steal something belonging to the children who live here?}
- 7 Steal anything else that belongs to you, including things that were stolen from you at work or at school?

ASK Description: All respondents.

DISPLAY: If CONDITION = 2, display "next ". If CONDITION = 3, display "below ". Else, do not display this text.

If UT\_AGE >= 16, display " at work or". Else, do not display this text.

If S\_01B1 = 1 or S\_01B2 = 1 or S\_02A1 = 1 or S\_02A2 = 1 or S\_02A3 = 1 or S\_01E = 1 or S\_02E = 1, display "Other than the... have mentioned already, in". Else, display "In".

If UT\_AGE >= 18 AND UT\_HHM\_KIDAGE\_A >= 1, display response option 6. Else, do not display.

If CONDITION = 2, display response options in uppercase. Else, display response options in mixed case.

PQID: Revision to NCVS-1, item 36a

SAS Variable: S\_03A1, S\_03A2, S\_03A3, S\_03A4, S\_03A5, S\_03A6, S\_03A7

Tags: Change Request, Stem and Leaf screen

NCVS Redesign Field Test Condition 2 Questionnaire

**Question ID: S\_03B**

{Other than what you have already mentioned,} In the past 12 months, did anyone TRY to steal anything that belongs to you {or the children who live with you}, but not actually steal it?

- 1 Yes
- 2 No

ASK Description: All respondents

DISPLAY: If S\_03A1 = 1 or S\_03A2 = 1 or S\_03A3 = 1 or S\_03A4 = 1 or S\_03A5 = 1 or S\_03A6 = 1 or S\_03A7 = 1, display "Other than what you have already mentioned,". Else, do not display this text.

If UT\_HHM\_KIDAGE\_A >= 1, display "or the children who live with you". Else, do not display this text.

If CONDITION = 2, display response options in uppercase. Else, display response options in mixed case.

PQID: Revision to NCVS-1, item 36a

SAS Variable: S\_03B

**Box ID: S\_03BOX2**

If S\_03A1 = 1 or S\_03A2 = 1 or S\_03A3 = 1 or S\_03A4 = 1 or S\_03A5 = 1 or S\_03A6 = 1 or S\_03A7 = 1 or S\_03B = 1, go to S\_03C1. Else, go to S\_04.

**Question ID: S\_03C1**

{You just said yes to more than one of these questions about theft. Altogether,} How many times did someone{ steal}{ or}{ try to steal} something in the past 12 months?

- 1 Once
- 2 Two or more times {How many times: |\_ \_|}

ASK Description: Respondents who had something stolen or attempted stolen from them.

ASK Specification: IF S\_03A1 = 1 OR S\_03A2 = 1 OR S\_03A3 = 1 OR S\_03A4 = 1 OR S\_03A5 = 1 OR S\_03A6 = 1 OR S\_03A7 = 1 OR S\_03B = 1.

PROGRAM: ROUTING INSTRUCTIONS: If S\_03C1 = -9 OR (S\_03C1 = 2 AND S\_03C1\_NUM = -9), go to S\_03C1A.

Else, if S\_03C1 = 2 and S\_03C1\_NUM >= 4, go to S\_03C2.

Else, if S\_03C1 = 2 and S\_03C1\_NUM = 2, 3, go to S\_03D\_INTRO.

Else, if S\_03C1 = 1 or (S\_03C1 = 2 and S\_03C1\_NUM = 1), go to S\_03BOX2.

Else, go to S\_04.

DISPLAY: If "Yes" to more than one in S\_03A1-S\_03A7, display "You just said yes to more than one of these questions about theft. Altogether,". Else, do not display this text.

If S\_03A1 = 1 or S\_03A2 = 1 or S\_03A3 = 1 or S\_03A4 = 1 or S\_03A5 = 1 or S\_03A6 = 1 or S\_03A7 = 1, display " steal". Else, do not display this text.

If S\_03B = 1, display " try to steal". Else, do not display this text.

If (S\_03A1 = 1 or S\_03A2 = 1 or S\_03A3 = 1 or S\_03A4 = 1 or S\_03A5 = 1 or S\_03A6 = 1 or S\_03A7 = 1)and S\_03B = 1, display " or". Else, do not display this text.

If S\_03C1 = 2, display "How many times:" and an open response field. Allow 2 digits.

If CONDITION = 2, display response options in uppercase. Else, display response options in mixed case.

PQID: Revision to NCVS-1, item 36b

SAS Variable: S\_03C1, S\_03C1\_NUM

Tags: Change Request

**Question ID: S\_03C1A**

You did not enter how many times this happened in the past 12 months. Please select one of the following.

- 1 I really meant to answer
- 2 I don't know the answer

ASK Description: Respondents who had something stolen or attempted stolen from them and did not enter how many times this happened in the past 12 months.

ASK Specification: IF (S\_03A1 = 1 OR S\_03A2 = 1 OR S\_03A3 = 1 OR S\_03A4 = 1 OR S\_03A5 = 1 OR S\_03A6 = 1 OR S\_03A7 = 1 OR S\_03B = 1) AND (S\_03C1 = -9 OR (S\_03C1 = 2 AND S\_03C1\_NUM = -9)).

PROGRAM: If S\_03C1A = 2, -9, create 1 CIR.

ROUTING INSTRUCTIONS: If S\_03C1A = 1, go to S\_03C1.

Else, go to S\_03BOX2A.

DISPLAY: If CONDITION = 2, display response options in uppercase. Else, display response options in mixed case.

PQID: NEW

SAS Variable: S\_03C1A

Tags: Change Request

**Question ID: S\_03C2**

Do you recall enough details about each incident to be able to distinguish them from each other?

- 1 Yes
- 2 No

ASK Description: Respondents who had something stolen from them four or more times in the past 12 months.

ASK Specification: IF S\_03C1 = 2 AND S\_03C1\_NUM >= 4.

PROGRAM: If S\_03C2 = 2, set SERIES = 1

ROUTING INSTRUCTIONS: If S\_03C2 = 2, go to S\_03BOX2.

Else, go to S\_03D\_INTRO.

DISPLAY: If CONDITION = 2, display response options in uppercase. Else, display response options in mixed case.

PQID: Adapted from CIR5b

SAS Variable: S\_03C2

**Question ID: S\_03D\_INTRO**

{I will ask/On the next screens, you are going to be asked} about {each of these/the four most recent} incidents, starting with the most recent{ time this happened. Please click NEXT to continue.}

ASK Description: Respondents who had something stolen or attempted stolen from them more than once in the past 12 months.

ASK Specification: IF (S\_03C1 = 2 AND S\_03C1\_NUM = 2, 3) OR (S\_03C1 = 2 AND S\_03C1\_NUM >= 4 AND S\_03C2 = 1).

DISPLAY: If S\_03C1\_NUM = 2, 3, 4 display "each of these". Else, if S\_03C1\_NUM >= 5, display "the four most recent".

If CONDITION = 2, display "I will ask". Else, if CONDITION = 3, display "On the next screens, you are going to be asked" and " time this happened... continue."

Tags: Change Request

**Box ID: S\_03BOX2A**

If S\_03C1 = 2 and (S\_03C1\_NUM = 2, 3 or (S\_03C1\_NUM >= 4 and S\_03C2 = 1)), repeat S\_03D through S\_03G for up to four most recent dates in S\_03C1 where N = S\_03C1\_NUM. Ask all items from S\_03D through S\_04G (as appropriate) for most recent incident, then move to next most recent incident, and so on.

Else, if S\_03C1 = 1 or (S\_03C1 = 2 and (S\_03C1\_NUM = 1 or (S\_03C1\_NUM >= 4 and S\_03C2 = 2) or S\_03C1A = 2, -9, ask only about most recent incident in S\_03D.



**Question ID: S\_03D**

You said that someone { stole}{ or}{ tried to steal} something {FILL ANSWER FROM S\_01C1 times} in the past 12 months. In what month and year did the {MOST RECENT/SECOND MOST RECENT/THIRD MOST RECENT/FOURTH MOST RECENT} incident happen? If you don't remember the exact month, please give your best estimate.

- 1 Before {CURRENT MONTH MINUS 12}
- 2 {CURRENT MONTH MINUS 12}
- 3 {CURRENT MONTH MINUS 11}
- 4 {CURRENT MONTH MINUS 10}
- 5 {CURRENT MONTH MINUS 9}
- 6 {CURRENT MONTH MINUS 8}
- 7 {CURRENT MONTH MINUS 7}
- 8 {CURRENT MONTH MINUS 6}
- 9 {CURRENT MONTH MINUS 5}
- 10 {CURRENT MONTH MINUS 4}
- 11 {CURRENT MONTH MINUS 3}
- 12 {CURRENT MONTH MINUS 2}
- 13 {CURRENT MONTH MINUS 1}
- 14 {CURRENT MONTH}

ASK Description: Respondent had something stolen or attempted stolen from them in the past 12 months or did not know how many times this incident happened in the past 12 months.

ASK Specification: IF (S\_03A1 = 1 OR S\_03A2 = 1 OR S\_03A3 = 1 OR S\_03A4 = 1 OR S\_03A5 = 1 OR S\_03A6 = 1 OR S\_03A7 = 1 OR S\_03B = 1) AND (S\_03C1 = 1 OR (S\_03C1 = 2 AND S\_03C1\_NUM >= 1) OR S\_03C1A = 2, -9).

PROGRAM: ROUTING INSTRUCTIONS: If DATE PROVIDED IN S\_03D IS CURRENT MONTH MINUS 12 OR S\_03D = -9, go to S\_03D1.

Else, if DATE PROVIDED IN S\_03D IS CURRENT MONTH MINUS 6, go to S\_03D2.

Else, if UT\_HHR = 1 and DATE PROVIDED IN S\_03D IS BEFORE CURRENT MONTH MINUS 12, go to S\_04.

Else, if DATE PROVIDED IN S\_03D IS BEFORE CURRENT MONTH MINUS 12, go to S\_06.

Else, go to S\_03BOX2B.

NCVS Redesign Field Test Condition 2 Questionnaire

DISPLAY: If S\_03A1 = 1 or S\_03A2 = 1 or S\_03A3 = 1 or S\_03A4 = 1 or S\_03A5 = 1 or S\_03A6 = 1 or S\_03A7 = 1, display "stole". Else, do not display this text.  
If S\_03B = 1, display "tried to steal". Else, do not display this text.  
If (S\_03A1 = 1 or S\_03A2 = 1 or S\_03A3 = 1 or S\_03A4 = 1 or S\_03A5 = 1 or S\_03A6 = 1 or S\_03A7 = 1) and S\_03B = 1, display "or". Else, do not display this text.  
For the first incident, display "MOST RECENT".  
For the second incident, display "SECOND MOST RECENT".  
For the third incident, display "THIRD MOST RECENT".  
For the fourth incident, display "FOURTH MOST RECENT".  
In each response option, take Today's month minus N in descending order. Display format - January, 1900.  
If CONDITION = 2, display response options in uppercase. Else, display response options in mixed case.  
PQID: NEW  
SAS Variable: S\_03D

**Question ID: S\_03D1**

Did this incident happen before, after, or on {12-MO ANCHORDATE}?

- 1 It happened before {12-MO ANCHORDATE}
- 2 It happened after or on {12-MO ANCHORDATE}
- 3 I don't know when it happened / can't remember

ASK Description: Respondents who had something stolen or attempted stolen from them 12 months ago or did not report the month and year that this incident occurred.

ASK Specification: IF DATE PROVIDED IN S\_03D IS CURRENT MONTH MINUS 12 OR S\_03D = -9.

PROGRAM: ROUTING INSTRUCTIONS: If S\_03D = -9 and S\_03D1 = 2, go to S\_03D2.  
Else, if DATE PROVIDED IN S\_03D IS CURRENT MONTH MINUS 12 and S\_03D1 = 2, go to S\_03BOX2B.  
Else, if S\_03D1 = 3, -9, go to S\_03BOX5.  
Else, if UT\_HHR = 1 and S\_03D1 = 1, go to S\_04.  
Else, go to S\_06.

DISPLAY: If CONDITION = 2, display response options in uppercase. Else, display response options in mixed case.

PQID: NEW

SAS Variable: S\_03D1

**Question ID: S\_03D2**

Did this incident happen before, after, or on {6-MO ANCHORDATE}?

- 1 It happened before {6-MO ANCHORDATE}
- 2 It happened after or on {6-MO ANCHORDATE}
- 3 I don't know

ASK Description: Respondents who had something stolen from them six months ago or did not report the month and year of the incident and confirmed it happened in the past 12 months.

ASK Specification: IF DATE PROVIDED IN S\_03D IS CURRENT MONTH MINUS 6 OR (S\_03D = -9 AND S\_03D1 = 2).

PROGRAM: ROUTING INSTRUCTIONS: If S\_03D = -9 AND S\_03D1 = 2 AND S\_03D2 = 3, -9, go to S\_03BOX5.  
Else, go to S\_03BOX2B.

DISPLAY: If CONDITION = 2, display response options in uppercase. Else, display response options in mixed case.

PQID: NEW

SAS Variable: S\_03D2

**Box ID: S\_03BOX2B**

Respondents who had something stolen from them in the past 12 months and the MONTH/YEAR of the current incident matches the MONTH/YEAR of any previously reported incidents, or no date was provided for the current incident and the current incident was confirmed to have happened on or after anchor date and there are any previously reported incidents for which a date was not collected that were confirmed to have happened on or after anchor date, go to S\_03DD2.

Else, respondents who reported anyone tried to steal anything that belongs to them but did not actually steal it and someone stole something from them in the past 12 months, go to S\_03AT.  
Else, go to S\_03BOX3.

---

IF (DATE PROVIDED IN S\_03D IS WITHIN THE PAST 12 MONTHS AND (S\_03D MATCHES A DATE PROVIDED IN S\_01D OR S\_02C)) OR (S\_03D = -9 AND S\_03D1 = 2 AND ((S\_01D = -9 AND S\_01D1 = 2 FOR ANY INCIDENT IN S\_01D) OR (S\_02C = -9 AND S\_02C1 = 2 FOR ANY INCIDENT IN S\_02C))), GO TO S\_03DD2.  
ELSE, IF S\_03B = 1 AND (S\_03A1 = 1 OR S\_03A2 = 1 OR S\_03A3 = 1 OR S\_03A4 = 1 OR S\_03A5 = 1 OR S\_03A6 = 1 OR S\_03A7 = 1) AND (DATE PROVIDED IN S\_03D IS WITHIN THE PAST 12 MONTHS OR (DATE PROVIDED IN S\_03D IS CURRENT MONTH MINUS 12 OR S\_03D = -9 AND S\_03D1 = 2), GO TO S\_03AT.  
ELSE, GO TO S\_03BOX3.

**Question ID: S\_03DD2**

Is this incident part of any other incident you have already mentioned?

- 1 Yes
- 2 No

ASK Description: Respondents who had something stolen or attempted stolen in the past 12 months and the MONTH/YEAR of the current incident matches the MONTH/YEAR of any previously reported incidents, or no date was provided for the current incident and the current incidents was confirmed to have happened on or after anchor date and there are any previously reported incidents for which a date was not collected.

ASK Specification: IF (DATE PROVIDED IN S\_03D IS WITHIN THE PAST 12 MONTHS AND S\_03D MATCHES A DATE PROVIDED IN S\_01D OR S\_02C) OR (S\_03D = -9 AND S\_03D1 = 2 AND ((S\_01D = -9 AND S\_01D1 = 2 FOR ANY INCIDENT IN S\_01D) OR (S\_02C = -9 AND S\_02C1 = 2 FOR ANY INCIDENT IN S\_02C))).

PROGRAM: ROUTING INSTRUCTIONS: IF S\_03DD2 = 1, GO TO S\_03DD3.  
ELSE, IF S\_03B = 1 AND (S\_03A1 = 1 OR S\_03A2 = 1 OR S\_03A3 = 1 OR S\_03A4 = 1 OR S\_03A5 = 1 OR S\_03A6 = 1 OR S\_03A7 = 1) AND (DATE PROVIDED IN S\_03D IS WITHIN THE PAST 12 MONTHS OR (DATE PROVIDED IN S\_03D IS CURRENT MONTH MINUS 12 OR S\_03D = -9 AND S\_03D1 = 2), GO TO S\_03AT.  
ELSE, GO TO S\_03BOX3.

DISPLAY: If CONDITION = 2, display response options in uppercase. Else, display response options in mixed case.

PQID: NEW

SAS Variable: S\_03DD2

**Question ID: S\_03DD3**

Which incident was this part of?

- 0 {Incident 1}
- 1 {Incident 2}
- 2 {Incident 3}
- 3 {Incident 4}
- 4 {Incident 5}
- 5 {Incident 6}
- 6 {Incident 7}
- 7 {Incident 8}
- 8 This is a separate incident

ASK Description: Respondents who had something stolen from them as part of another incident.

ASK Specification: IF S\_03DD2 = 1.

PROGRAM: IF S\_03DD3 != -8, -9 AND S\_03A1 != 1 AND S\_03A2 != 1 AND S\_03A3 != 1 AND S\_03A4 != 1 AND S\_03A5 != 1 AND S\_03A6 != 1 AND S\_03A7 != 1 AND S\_03B = 1, SET S\_AT = 1 FOR THE INCIDENT SELECTED IN S\_03DD3.

ELSE, IF S\_03DD3 != -8, -9, SET S\_T = 1 FOR THE INCIDENT SELECTED IN S\_03DD3.

ROUTING INSTRUCTIONS: IF S\_03B = 1 AND (S\_03A1 = 1 OR S\_03A2 = 1 OR S\_03A3 = 1 OR S\_03A4 = 1 OR S\_03A5 = 1 OR S\_03A6 = 1 OR S\_03A7 = 1) AND (DATE PROVIDED IN S\_03D IS WITHIN THE PAST 12 MONTHS OR (DATE PROVIDED IN S\_03D IS CURRENT MONTH MINUS 12 OR S\_03D = -9 AND S\_03D1 = 2)) AND S\_03DD3 = -8, -9, GO TO S\_03AT.

Else, go to S\_03BOX3.

DISPLAY: Display each incident previously mentioned that it could match by displaying month/year (if provided) and short description of details of incident, such as "May 2017 vehicle theft with an attack". If S\_03D = -9, only display prior incidents where the date is also missing. If CONDITION = 2, display response options in uppercase. Else, display response options in mixed case.

PQID: NEW

SAS Variable: S\_03DD3

**Question ID: S\_03AT**

You said someone stole or tried to steal something from you during {this/the} incident{ in MONTH, YEAR}. Did the offender actually steal something or did they only TRY to steal something?

- 1 The offender actually stole something
- 2 The offender only tried to steal something

ASK Description: Respondents who reported anyone tried to steal anything that belongs to them but did not actually steal it and someone stole something from them in the past 12 months.

ASK Specification: IF S\_03B = 1 AND (S\_03A1 = 1 OR S\_03A2 = 1 OR S\_03A3 = 1 OR S\_03A4 = 1 OR S\_03A5 = 1 OR S\_03A6 = 1 OR S\_03A7 = 1) AND (DATE PROVIDED IN S\_03D IS WITHIN THE PAST 12 MONTHS OR (DATE PROVIDED IN S\_03D IS CURRENT MONTH MINUS 12 OR S\_03D = -9 AND S\_03D1 = 2)) AND (S\_03DD2 != 1 OR S\_03DD3 = -8, -9).

DISPLAY: If S\_03C1\_NUM = 2, 3 or (S\_03C1\_NUM >= 4 and S\_03C2 = 1), display "this". Else, display "the".

If S\_03D != -9, display " in MONTH, YEAR" from S\_03D, display format – January, 1900.

Else, do not display this text.

If CONDITION = 2, display response options in uppercase. Else, display response options in mixed case.

SAS Variable: S\_03AT

**Box ID: S\_03BOX3**

If (DATE PROVIDED IN S\_03D IS WITHIN THE PAST 12 MONTHS OR S\_03D1 = 2) AND S\_03DD3 = 0, 1, 2, 3, 4, 5, 6, 7, set S\_T = 1 for the incident selected in S\_03DD3.

Else, if (DATE PROVIDED IN S\_03D IS WITHIN THE PAST 12 MONTHS OR S\_03D1 = 2) AND ((S\_03B != 1 AND (S\_03A1 = 1 OR S\_03A2 = 1 OR S\_03A3 = 1 OR S\_03A4 = 1 OR S\_03A5 = 1 OR S\_03A6 = 1 OR S\_03A7 = 1)) OR S\_03AT = 1) AND (S\_03DD2 != 1 OR S\_03DD3 = -8, -9), set S\_T = 1.

Else, if (DATE PROVIDED IN S\_03D IS WITHIN THE PAST 12 MONTHS OR S\_03D1 = 2) AND ((S\_03B = 1 AND (S\_03A1 != 1 AND S\_03A2 != 1 AND S\_03A3 != 1 AND S\_03A4 != 1 AND S\_03A5 != 1 AND S\_03A6 != 1 AND S\_03A7 != 1)) OR S\_03AT = 2) AND (S\_03DD2 != 1 OR S\_03DD3 = -8, -9), set S\_AT = 1.

ROUTING INSTRUCTIONS: If SVERSION = 1 AND (S\_03DD2 != 1 OR S\_03DD3 = -8, -9), go to S\_03E.

Else, go to S\_03BOX5.

**Question ID: S\_03E**

Still thinking about this {most recent/second most recent/third most recent/fourth most recent/ S\_03D: MONTH, YEAR} incident when someone {stole}{ or}{ tried to steal} something, did anyone break in, or try to break in, to your home or another building on your property as part of this incident?

- 1 Yes
- 2 No

ASK Description: Respondents who had something stolen or someone tried to steal from them in the past 12 months or did not know how many times this incident happened in the past 12 months.

ASK Specification: IF SVERSION = 1 AND (S\_03A1 = 1 OR S\_03A2 = 1 OR S\_03A3 = 1 OR S\_03A4 = 1 OR S\_03A5 = 1 OR S\_03A6 = 1 OR S\_03A7 = 1 OR S\_03B = 1) AND (S\_03C1 = 1 OR (S\_03C1 = 2 AND S\_03C1\_NUM >= 1) OR S\_03C1A = 2, -9) AND (DATE PROVIDED IN S\_03D IS WITHIN THE PAST 12 MONTHS OR S\_03D1 = 2) AND (S\_03DD2 != 1 OR S\_03DD3 = -8, -9).

PROGRAM: If S\_03E = 1, set S\_BI = 1.

DISPLAY: If date provided in S\_03D, display Month, Year. Display format - January, 1900.

Else, if this is the first incident in the series and S\_03D = -9, display "most recent".

Else, if this is the second incident in the series and S\_03D = -9, display "second most recent".

Else, if this is the third incident in the series and S\_03D = -9, display "third most recent". Else, do not display.

If this is the fourth incident in the series and S\_03D = -9, display "fourth most recent". Else, do not display.

If S\_03A1 = 1 or S\_03A2 = 1 or S\_03A3 = 1 or S\_03A4 = 1 or S\_03A5 = 1 or S\_03A6 = 1 or S\_03A7 = 1, display "stole". Else, do not display.

If S\_03B = 1, display "tried to steal". Else, do not display this text.

If (S\_03A1 = 1 or S\_03A2 = 1 or S\_03A3 = 1 or S\_03A4 = 1 or S\_03A5 = 1 or S\_03A6 = 1 or S\_03A7 = 1) and S\_03B = 1, display "or". Else, do not display this text.

If CONDITION = 2, display response options in uppercase. Else, display response options in mixed case.

PQID: NEW

SAS Variable: S\_03E

**Question ID: S\_03F**

Still thinking about this {most recent/second most recent/third most recent/fourth most recent/  
S\_03D: MONTH, YEAR} incident when someone {stole}{ or}{ tried to steal} something, were  
you physically attacked or were you threatened with a weapon, during this incident?

- |       |                |
|-------|----------------|
| 1 Yes | GO TO S_03G    |
| 2 No  | GO TO S_03BOX5 |

ASK Description: Respondents who had something stolen or someone tried to steal from them in  
the past 12 months or did not know how many times this incident happened in the past 12  
months.

ASK Specification: IF SVERSION = 1 AND (S\_03A1 = 1 OR S\_03A2 = 1 OR S\_03A3 = 1 OR  
S\_03A4 = 1 OR S\_03A5 = 1 OR S\_03A6 = 1 OR S\_03A7 = 1 OR S\_03B = 1) AND (S\_03C1 = 1  
OR (S\_03C1 = 2 AND S\_03C1\_NUM >= 1) OR S\_03C1A = 2, -9) AND (DATE PROVIDED IN  
S\_03D IS WITHIN THE PAST 12 MONTHS OR S\_03D1 = 2) AND (S\_03DD2 != 1 OR S\_03DD3 =  
-8, -9).

PROGRAM: If S\_03F = 1, set S\_ATA = 1.

DISPLAY: If date provided in S\_03D, display Month, Year. Display format - January, 1900.

Else, if this is the first incident in the series and S\_03D = -9, display "most recent".

Else, if this is the second incident in the series and S\_03D = -9, display "second most recent".

Else, if this is the third incident in the series and S\_03D = -9, display "third most recent". Else,  
do not display.

If this is the fourth incident in the series and S\_03D = -9, display "fourth most recent". Else, do  
not display.

If S\_03A1 = 1 or S\_03A2 = 1 or S\_03A3 = 1 or S\_03A4 = 1 or S\_03A5 = 1 or S\_03A6 = 1 or  
S\_03A7 = 1, display "stole". Else, do not display.

If S\_03B = 1, display "tried to steal". Else, do not display this text.

If (S\_03A1 = 1 or S\_03A2 = 1 or S\_03A3 = 1 or S\_03A4 = 1 or S\_03A5 = 1 or S\_03A6 = 1 or  
S\_03A7 = 1) and S\_03B = 1, display "or". Else, do not display this text.

If CONDITION = 2, display response options in uppercase. Else, display response options in  
mixed case.

PQID: NEW

SAS Variable: S\_03F



**Question ID: S\_03G**

Still thinking about this {most recent/second most recent/third most recent/fourth most recent/ S\_03D: MONTH, YEAR} incident when someone {stole}{ or}{ tried to steal} something, did anyone have, or try to have, sexual contact with you that you DID NOT CONSENT TO and that YOU DID NOT WANT to happen as part of this incident?

- 1 Yes
- 2 No

ASK Description: Respondents who had something stolen or someone tried to steal from them in the past 12 months or did not know how many times this incident happened in the past 12 months and were physically attacked, or threatened with a weapon, during this incident.

ASK Specification: IF SVERSION = 1 AND (S\_03A1 = 1 OR S\_03A2 = 1 OR S\_03A3 = 1 OR S\_03A4 = 1 OR S\_03A5 = 1 OR S\_03A6 = 1 OR S\_03A7 = 1 OR S\_03B = 1) AND (S\_03C1 = 1 OR (S\_03C1 = 2 AND S\_03C1\_NUM >= 1) OR S\_03C1A = 2, -9) AND (DATE PROVIDED IN S\_03D IS WITHIN THE PAST 12 MONTHS OR S\_03D1 = 2) AND (S\_03DD2 != 1 OR S\_03DD3 = -8, -9) AND S\_03F = 1.

PROGRAM: If S\_03G = 1, set S\_SA = 1.

DISPLAY: If date provided in S\_03D, display Month, Year. Display format - January, 1900.

Else, if this is the first incident in the series and S\_03D = -9, display "most recent".

Else, if this is the second incident in the series and S\_03D = -9, display "second most recent".

Else, if this is the third incident in the series and S\_03D = -9, display "third most recent". Else, do not display.

If this is the fourth incident in the series and S\_03D = -9, display "fourth most recent". Else, do not display.

If S\_03A1 = 1 or S\_03A2 = 1 or S\_03A3 = 1 or S\_03A4 = 1 or S\_03A5 = 1 or S\_03A6 = 1 or S\_03A7 = 1, display "stole". Else, do not display.

If S\_03B = 1, display "tried to steal". Else, do not display this text.

If (S\_03A1 = 1 or S\_03A2 = 1 or S\_03A3 = 1 or S\_03A4 = 1 or S\_03A5 = 1 or S\_03A6 = 1 or S\_03A7 = 1) and S\_03B = 1, display "or". Else, do not display this text.

If CONDITION = 2, display response options in uppercase. Else, display response options in mixed case.

PQID: NEW

SAS Variable: S\_03G

**Box ID: S\_03BOX5**

If data has been collected for the four most recent dates in S\_03D where N = S\_03C1\_NUM, go to S\_04.

Else, go to S\_03D for incident (N+1).

## Break-In

**Box ID: S\_04START**

ROUTING INSTRUCTIONS: IF UT\_HHR = 1, go to S\_04BOX1. Else, GO TO S\_06

**Box ID: S\_04BOX1**

For S\_04A1 through S\_04A3, display a 'Yes' and 'No' column with options for each response category.

**Question ID: S\_04A**

The next few questions ask about break-ins. {Other than break-ins you have mentioned already, in/In} the past 12 months, did anyone...

- 1 Break in or try to break into your home by forcing a door or window, pushing past someone, jimmying a lock, cutting a screen, or coming through an open door or window?
- 2 Break in or try to break into your garage, shed, or storage room?
- 3 Break in or try to break into a hotel or motel room or vacation home where you were staying?

ASK Description: All household respondents.

ASK Specification: IF UT\_HHR = 1.

PROGRAM: ROUTING INSTRUCTIONS: If S\_04A1 = 1 or S\_04A2 = 1 or S\_04A3 = 1, go to S\_04B1. Else, go to S\_05.

DISPLAY: If S\_03E = 1, display "Other than... already, in". Else, display "In".

If CONDITION = 2, display response options in uppercase. Else, display response options in mixed case.

PQID: Revision to NCVS-1, item 37a

SAS Variable: S\_04A1, S\_04A2, S\_04A3

Tags: Stem and Leaf screen

**Question ID: S\_04B1**

How many times did someone break in or try to break in during the past 12 months?

- 1 Once
- 2 Two or more times {How many times: |\_ \_|}

ASK Description: Respondents who reported a break-in or attempted break-in in the past 12 months.

ASK Specification: IF S\_04A1 = 1 OR S\_04A2 = 1 OR S\_04A3 = 1.

PROGRAM: ROUTING INSTRUCTIONS: If S\_04B1 = -9 OR (S\_04B1 = 2 AND S\_04B1\_NUM = -9), go to S\_04B1A.

Else, if S\_04B1 = 1 or (S\_04B1 = 2 and S\_04B1\_NUM = 1), go to S\_04 BOX1.

Else, if S\_04B1 = 2 and S\_04B1\_NUM = 2, 3, go to S\_04C\_INTRO.

Else, if S\_04B1 = 2 and S\_04B1\_NUM >= 4, go to S\_04B2.

DISPLAY: If S\_04B1 = 2, display "How many times:" and an open response field. Allow 2 digits. If CONDITION = 2, display response options in uppercase. Else, display response options in mixed case.

PQID: Revision to NCVS-1, item 37b

SAS Variable: S\_04B1, S\_04B1\_NUM

Tags: Change Request

**Question ID: S\_04B1A**

You did not enter how many times this happened in the past 12 months. Please select one of the following.

- 1 I really meant to answer
- 2 I don't know the answer

ASK Description: Respondents who reported a break-in or attempted break-in in the past 12 months and did not enter how many times this happened in the past 12 months.

ASK Specification: IF (S\_04A1 = 1 OR S\_04A2 = 1 OR S\_04A3 = 1) AND (S\_04B1 = -9 OR (S\_04B1 = 2 AND S\_04B1\_NUM = -9)).

PROGRAM: If S\_04B1A = 2, -9, set S\_BI = 1 and create 1 CIR.

ROUTING INSTRUCTIONS: If S\_04B1A = 1, go to S\_04B1.

Else, go to S\_04BOX2.

DISPLAY: If CONDITION = 2, display response options in uppercase. Else, display response options in mixed case.

PQID: NEW

SAS Variable: S\_04B1A

Tags: Change Request

**Question ID: S\_04B2**

Do you recall enough details about each incident to be able to distinguish them from each other?

- 1 Yes
- 2 No

ASK Description: Respondents who reported a break-in or attempted break-in four or more times in the last 12 months.

ASK Specification: IF S\_04B1 = 2 AND S\_04B1\_NUM >= 4.

PROGRAM: If S\_04B2, set SERIES = 1.

ROUTING INSTRUCTIONS: If S\_04B2 = 2, go to S\_04C. Else, go to S\_04C\_INTRO.

DISPLAY: If CONDITION = 2, display response options in uppercase. Else, display response options in mixed case.

PQID: Adapted from CIR5b

SAS Variable: S\_04B2

**Question ID: S\_04C\_INTRO**

{I will ask/On the next screens, you are going to be asked} about {each of these/the four most recent} incidents, starting with the most recent{ time this happened. Please click NEXT to continue.}

ASK Description: Respondents who reported a break-in or attempted break-in more than once in the last 12 months.

ASK Specification: IF S\_04B1 = 2 AND (S\_04B1\_NUM = 2, 3 OR (S\_04B1 = 2 AND S\_04B1\_NUM >= 4 AND S\_04B2 = 1)).

DISPLAY: If S\_04B1\_NUM = 2, 3, 4 display "each of these". Else, if S\_04B1\_NUM >= 5, display "the four most recent".

If CONDITION = 2, display "I will ask". Else, if CONDITION = 3, display "On the next screens, you are going to be asked" and " time this happened... continue."

Tags: Change Request

**Box ID: S\_04BOX2**

If S\_04B1 = 2 and (S\_04B1\_NUM = 2, 3 or (S\_04B1\_NUM >= 4 and S\_04B2 = 1), repeat S\_04C through S\_04G for up to four most recent dates in S\_04C where N = S\_04B1\_NUM. Ask all items from S\_04C through S\_041G (as appropriate) for most recent incident, then move to next most recent incident, and so on.

Else, if S\_04B1 = 1 or (S\_04B1 = 2 and (S\_04B1\_NUM = 1 or (S\_04B1\_NUM >= 4 and S\_04B2 = 2))) or S\_04B1A = 2, -9, ask only about most recent incident in S\_04C.

**Question ID: S\_04C**

You said that someone broke in or tried to break in {FILL ANSWER FROM S\_04B1 times} in the past 12 months. In what month and year did the {MOST RECENT/SECOND MOST RECENT/THIRD MOST RECENT/FOURTH MOST RECENT} incident happen? If you don't remember the exact month, please give your best estimate.

- 1 Before {CURRENT MONTH MINUS 12}
- 2 {CURRENT MONTH MINUS 12}
- 3 {CURRENT MONTH MINUS 11}
- 4 {CURRENT MONTH MINUS 10}
- 5 {CURRENT MONTH MINUS 9}
- 6 {CURRENT MONTH MINUS 8}
- 7 {CURRENT MONTH MINUS 7}
- 8 {CURRENT MONTH MINUS 6}
- 9 {CURRENT MONTH MINUS 5}
- 10 {CURRENT MONTH MINUS 4}
- 11 {CURRENT MONTH MINUS 3}
- 12 {CURRENT MONTH MINUS 2}
- 13 {CURRENT MONTH MINUS 1}
- 14 {CURRENT MONTH}

ASK Description: Respondents who reported a break-in or attempted break-in in the last 12 months or did not know how many times this incident happened in the past 12 months.

ASK Specification: IF (S\_04A1 = 1 OR S\_04A2 = 1 OR S\_04A3 = 1) AND (S\_04B1 = 1 OR (S\_04B1 = 2 AND S\_04B1\_NUM >= 1) OR S\_04B1A = 2, -9).

PROGRAM: ROUTING INSTRUCTIONS: If DATE PROVIDED IN S\_04C IS CURRENT MONTH MINUS 12 OR S\_04C = -9, go to S\_04C1.

Else, if DATE PROVIDED IN S\_04C IS CURRENT MONTH MINUS 6, go to S\_04C2.

Else, if DATE PROVIDED IN S\_04C IS BEFORE CURRENT MONTH MINUS 12, go to S\_05.

Else, go to S\_04BOX2B.

DISPLAY: For the first incident, display "MOST RECENT".

For the second incident, display "SECOND MOST RECENT".

For the third incident, display "THIRD MOST RECENT".

For the fourth incident, display "FOURTH MOST RECENT".

In each response option, take Today's month minus N in descending order. Display format - January, 1900.

If CONDITION = 2, display response options in uppercase. Else, display response options in mixed case.

PQID: NEW

SAS Variable: S\_04C

**Question ID: S\_04C1**

Did this incident happen before, after, or on {12-MO ANCHORDATE}?

- 1 It happened before {12-MO ANCHORDATE}
- 2 It happened after or on {12-MO ANCHORDATE}
- 3 I don't know when it happened / can't remember

ASK Description: Respondents who reported a break-in or attempted break-in 12 months ago or did not report the month and year that this incident occurred.

ASK Specification: IF DATE PROVIDED IN S\_04C IS CURRENT MONTH MINUS 12 OR S\_04C = -9.

PROGRAM: ROUTING INSTRUCTIONS: If S\_04C = -9 and S\_04C1 = 2, go to S\_04C2.  
Else, if DATE PROVIDED IN S\_04C IS CURRENT MONTH MINUS 12 and S\_04C1 = 2, go to S\_04BOX2B.

Else, if S\_04C1 = 3, -9, go to S\_04BOX5.

Else, go to S\_05.

DISPLAY: If CONDITION = 2, display response options in uppercase. Else, display response options in mixed case.

PQID: NEW

SAS Variable: S\_04C1

**Question ID: S\_04C2**

Did this incident happen before, after, or on {6-MO ANCHORDATE}?

- 1 It happened before {6-MO ANCHORDATE}
- 2 It happened after or on {6-MO ANCHORDATE}
- 3 I don't know

ASK Description: Respondents who reported a break-in or attempted break-in six months ago or did not report the month and year of the incident and confirmed it happened in the past 12 months.

ASK Specification: IF DATE PROVIDED IN S\_04C IS CURRENT MONTH MINUS 6 OR (S\_04C = -9 AND S\_04C1 = 2).

PROGRAM: ROUTING INSTRUCTIONS: If S\_04C = -9 AND S\_04C1 = 2 AND S\_04C2 = 3, -9, go to S\_04BOX5.

Else, go to S\_04BOX2B.

DISPLAY: If CONDITION = 2, display response options in uppercase. Else, display response options in mixed case.

PQID: NEW

SAS Variable: S\_04C2

**Box ID: S\_04BOX2B**

Respondents who reported a break-in or attempted break-in in the past 12 months and the MONTH/YEAR of the current incident matches the MONTH/YEAR of any previously reported incidents, or no date was provided for the current incident and the current incident was confirmed to have happened on or after anchor date and there are any previously reported incidents for which a date was not that were confirmed to have happened on or after anchor date, go to S\_04DD2.  
Else, go to S\_04BOX3.

IF (DATE PROVIDED IN S\_04C IS WITHIN THE PAST 12 MONTHS AND (S\_04C MATCHES A DATE PROVIDED IN S\_01D OR S\_02C OR S\_03D)) OR (S\_04C = -9 AND S\_04C1 = 2 AND ((S\_01D = -9 AND S\_01D1 = 2 FOR ANY INCIDENT IN S\_01D) OR (S\_02C = -9 AND S\_02C1 = 2 FOR ANY INCIDENT IN S\_02C) OR (S\_03D = -9 AND S\_03D1 = 2 FOR ANY INCIDENT IN S\_03D))), GO TO S\_04DD2.  
ELSE, GO TO S\_04BOX3.

**Question ID: S\_04DD2**

Is this incident part of any other incident you have already mentioned?

- |       |                |
|-------|----------------|
| 1 Yes | GO TO S_04DD3  |
| 2 No  | GO TO S_04BOX3 |

ASK Description: Respondents who reported a break-in or attempted break-in in the past 12 months and the MONTH/YEAR of the current incident matches the MONTH/YEAR of any previously reported incidents, or no date was provided for the current incident and the current incident was confirmed to have happened on or after anchor date and there are any previously reported incidents for which a date was not that were confirmed to have happened on or after anchor date.

ASK Specification: IF (DATE PROVIDED IN S\_04C IS WITHIN THE PAST 12 MONTHS AND (S\_04C MATCHES A DATE PROVIDED IN S\_01D OR S\_02C OR S\_03D)) OR (S\_04C = -9 AND S\_04C1 = 2 AND ((S\_01D = -9 AND S\_01D1 = 2 FOR ANY INCIDENT IN S\_01D) OR (S\_02C = -9 AND S\_02C1 = 2 FOR ANY INCIDENT IN S\_02C) OR (S\_03D = -9 AND S\_03D1 = 2 FOR ANY INCIDENT IN S\_03D))).

DISPLAY: If CONDITION = 2, display response options in uppercase. Else, display response options in mixed case.

PQID: NEW

SAS Variable: S\_04DD2

**Question ID: S\_04DD3**

Which incident was this part of?

- 0 {Incident 1}
- 1 {Incident 2}
- 2 {Incident 3}
- 3 {Incident 4}
- 4 {Incident 5}
- 5 {Incident 6}
- 6 {Incident 7}
- 7 {Incident 8}
- 8 {Incident 9}
- 9 {Incident 10}
- 10 {Incident 11}
- 11 {Incident 12}
- 8 This is a separate incident

ASK Description: Respondents who reported a break-in or attempted break-in that was part of another incident.

ASK Specification: IF S\_04DD2 = 1.

DISPLAY: Display each incident previously mentioned that it could match by displaying month/year (if provided) and short description of details of incident, such as "May 2017 vehicle theft with an attack". If S\_04C = -9, only display prior incidents where the date is also missing. If CONDITION = 2, display response options in uppercase. Else, display response options in mixed case.

PQID: NEW

SAS Variable: S\_04DD3

**Box ID: S\_04BOX3**

If (DATE PROVIDED IN S\_04C IS WITHIN THE PAST 12 MONTHS OR S\_04C1 = 2) AND S\_04DD3 = 0, 1, 2, 3, 4, 5, 6, 7, 8, 9, 10, 11, set S\_BI for the incident selected in S\_04DD3.

Else, if DATE PROVIDED IN S\_04C IS WITHIN THE PAST 12 MONTHS OR S\_04C1 = 2 AND (S\_04DD2 != 1 OR S\_04DD3 = -8, -9), set S\_BI = 1.

ROUTING INSTRUCTIONS: If SVERSION = 1 AND (S\_04DD2 != 1 OR S\_04DD3 = -8, -9), go to S\_04E.

Else, go to S\_04BOX5.



**Question ID: S\_04E**

Still thinking about this {most recent/second most recent/third most recent/fourth most recent/S\_04C: MONTH, YEAR} incident when someone broke in or tried to break in, was anything stolen as part of this incident?

- 1 Yes
- 2 No

ASK Description: Respondents who reported a break-in or attempted break-in in the past 12 months or did not know how many times this incident happened in the past 12 months.

ASK Specification: IF SVERSION = 1 AND (S\_04A1 = 1 OR S\_04A2 = 1 OR S\_04A3 = 1) AND (S\_04B1 = 1 OR (S\_04B1 = 2 AND S\_04B1\_NUM >= 1) OR S\_04B1A = 2, -9) AND (DATE PROVIDED IN S\_04C IS WITHIN THE PAST 12 MONTHS OR S\_04C1 = 2) AND (S\_04DD2 != 1 OR S\_04DD3 = -8, -9).

PROGRAM: If S\_04E = 1, set S\_T = 1.

DISPLAY: If date provided in S\_04C, display Month, Year for each incident. Display format - January, 1900.

Else, if this is the first incident in the series and S\_04C = -9, display "most recent".

Else, if this is the second incident in the series and S\_04C = -9, display "second most recent".

Else, if this is the third incident in the series and S\_04C = -9, display "third most recent".

Else, if this is the fourth incident in the series and S\_04C = -9, display "fourth most recent".

If CONDITION = 2, display response options in uppercase. Else, display response options in mixed case.

PQID: NEW

SAS Variable: S\_04E

**Question ID: S\_04F**

Still thinking about this {most recent/second most recent/third most recent/fourth most recent/S\_04C: MONTH, YEAR} incident when someone broke in or tried to break in, were you physically attacked or were you threatened with a weapon, during this incident?

- |       |                |
|-------|----------------|
| 1 Yes | GO TO S_04G    |
| 2 No  | GO TO S_04BOX5 |

ASK Description: Respondents who reported a break-in or attempted break-in in the past 12 months or did not know how many times this incident happened in the past 12 months.

ASK Specification: IF SVERSION = 1 AND (S\_04A1 = 1 OR S\_04A2 = 1 OR S\_04A3 = 1) AND (S\_04B1 = 1 OR (S\_04B1 = 2 AND S\_04B1\_NUM >= 1) OR S\_04B1A = 2, -9) AND (DATE PROVIDED IN S\_04C IS WITHIN THE PAST 12 MONTHS OR S\_04C1 = 2) AND (S\_04DD2 != 1 OR S\_04DD3 = -8, -9).

PROGRAM: If S\_04F = 1, set S\_ATA = 1.

DISPLAY: If date provided in S\_04C, display Month, Year for each incident. Display format - January, 1900.

Else, if this is the first incident in the series and S\_04C = -9, display "most recent".

Else, if this is the second incident in the series and S\_04C = -9, display "second most recent".

Else, if this is the third incident in the series and S\_04C = -9, display "third most recent".

Else, if this is the fourth incident in the series and S\_04C = -9, display "fourth most recent".

If CONDITION = 2, display response options in uppercase. Else, display response options in mixed case.

PQID: NEW

SAS Variable: S\_04F

**Question ID: S\_04G**

Still thinking about this {most recent/second most recent/third most recent/fourth most recent/S\_04C: MONTH, YEAR} incident when someone broke in or tried to break in, did anyone have, or try to have, sexual contact with you that you DID NOT CONSENT TO and that YOU DID NOT WANT to happen as part of this incident?

- 1 Yes
- 2 No

ASK Description: Respondents who reported a break-in or attempted break-in in the past 12 months or did not know how many times this incident happened in the past 12 months and were physically attacked, or threatened with a weapon, during this incident.

ASK Specification: IF SVERSION = 1 AND (S\_04A1 = 1 OR S\_04A2 = 1 OR S\_04A3 = 1) AND (S\_04B1 = 1 OR (S\_04B1 = 2 AND S\_04B1\_NUM >= 1) OR S\_04B1A = 2, -9) AND (DATE PROVIDED IN S\_04C IS WITHIN THE PAST 12 MONTHS OR S\_04C1 = 2) AND (S\_04DD2 != 1 OR S\_04DD3 = -8, -9) AND S\_04F = 1.

PROGRAM: If S\_04G = 1, set S\_SA = 1.

DISPLAY: If date provided in S\_04C, display Month, Year for each incident. Display format - January, 1900.

Else, if this is the first incident in the series and S\_04C = -9, display "most recent".

Else, if this is the second incident in the series and S\_04C = -9, display "second most recent".

Else, if this is the third incident in the series and S\_04C = -9, display "third most recent".

Else, if this is the fourth incident in the series and S\_04C = -9, display "fourth most recent".

If CONDITION = 2, display response options in uppercase. Else, display response options in mixed case.

PQID: NEW

SAS Variable: S\_04G

**Box ID: S\_04BOX5**

If data has been collected for the four most recent dates in S\_04C where N = S\_04B1\_NUM, go to S\_05.

Else, go to S\_04C for incident (N+1).

## Vandalism

**Question ID: S\_05A1**

Vandalism is when someone deliberately damages or destroys something belonging to you. Examples are breaking windows, slashing tires, or painting graffiti on walls. In the past 12 months, has anyone vandalized your home, car, or something else that belongs to you or someone else living here?

- 1 Yes
- 2 No

ASK Description: All household respondents.

ASK Specification: IF UT\_HHR = 1.

DISPLAY: If CONDITION = 2, display response options in uppercase. Else, display response options in mixed case.

PQID: NEW

SAS Variable: S\_05A1

Tags: Change Request

**Question ID: S\_05A2**

In the past 12 months, did someone deliberately injure or kill an animal, such as a pet or livestock, that belonged to you or someone you live with?

- 1 Yes
- 2 No

ASK Description: All household respondents.

ASK Specification: IF UT\_HHR = 1.

PROGRAM: ROUTING INSTRUCTIONS: If S\_05A1 = 1 or S\_05A2 = 1, go to S\_05B1. Else, go to S\_06A.

DISPLAY: If CONDITION = 2, display response options in uppercase. Else, display response options in mixed case.

PQID: NEW

SAS Variable: S\_05A2

**Question ID: S\_05B1**

In the past 12 months, how many times did someone vandalize something that belonged to you or someone you live with?

{Please also count times when an animal was injured or killed.}

- 1 Once
- 2 Two or more times {How many times: |\_ \_|}

ASK Description: Respondents who had their home, car, or something else vandalized or had an animal deliberately injured or killed in the past 12 months.

ASK Specification: IF S\_05A1 = 1 OR S\_05A2 = 1.

PROGRAM: ROUTING INSTRUCTIONS: If S\_05B1 = -9 OR (S\_05B1 = 2 AND S\_05B1\_NUM = -9), go to S\_05B1A.

Else, if S\_05B1 = 2 and S\_05B1\_NUM = 2, 3, go to S\_05C\_INTRO.

Else, if S\_05B1 = 2 and S\_05B1\_NUM >= 4, go to S\_05B2.

Else, if S\_05B1 = 1 or (S\_05B1 = 2 and S\_05B1\_NUM = 1), go to S\_05BOX1.

DISPLAY: If S\_05A2 = 1, display "Please also count times when an animal was injured or killed."  
Else, do not display this text.

If S\_05B1 = 2, display "How many times:" and an open response field. Allow 2 digits.

If CONDITION = 2, display response options in uppercase. Else, display response options in mixed case.

PQID: NEW

SAS Variable: S\_05B1, S\_05B1\_NUM

Tags: Change Request

**Question ID: S\_05B1A**

You did not enter how many times this happened in the past 12 months. Please select one of the following.

- 1 I really meant to answer
- 2 I don't know the answer

ASK Description: Respondents who had their home, car, or something else vandalized or had an animal deliberately injured or killed in the past 12 months and did not enter how many times this happened in the past 12 months.

ASK Specification: IF (S\_05A1 = 1 OR S\_05A2 = 1) AND (S\_05B1 = -9 OR (S\_05B1 = 2 AND S\_05B1\_NUM = -9)).

PROGRAM: If S\_05B1A = 2, -9, set S\_V = 1 and create 1 CIR.

ROUTING INSTRUCTIONS: If S\_05B1A = 1, go to S\_05B1.

Else, go to S\_05BOX1.

DISPLAY: If CONDITION = 2, display response options in uppercase. Else, display response options in mixed case.

PQID: NEW

SAS Variable: S\_05B1A

Tags: Change Request

**Question ID: S\_05B2**

Do you recall enough details about each incident to be able to distinguish them from each other?

- 1 Yes
- 2 No

ASK Description: Respondents who had their home, car, or something else vandalized or had an animal deliberately injured or killed four or more times in the past 12 months.

ASK Specification: IF S\_05B1 = 2 AND S\_05B1\_NUM >= 4.

PROGRAM: If S\_05B2 = 2, set SERIES = 1.

ROUTING INSTRUCTIONS: If S\_05B2 = 2, go to S\_05BOX1.

Else, go to S\_05C\_INTRO.

DISPLAY: If CONDITION = 2, display response options in uppercase. Else, display response options in mixed case.

PQID: Adapted from CIR5b

SAS Variable: S\_05B2

**Question ID: S\_05C\_INTRO**

{I will ask/On the next screens, you are going to be asked} about {each of these/the four most recent} incidents, starting with the most recent{ time this happened. Please click NEXT to continue.}

ASK Description: Respondents who had their home, car, or something else vandalized or had an animal deliberately injured or killed more than once within the last 12 months.

ASK Specification: IF (S\_05B1 = 2 AND S\_05B1\_NUM = 2, 3) OR (S\_05B1 = 2 AND S\_05B1\_NUM >= 4 AND S\_05B2 = 1).

DISPLAY: If S\_05B1\_NUM = 2, 3, 4 display "each of these". Else, if S\_05B1\_NUM >= 5, display "the four most recent".

If CONDITION = 2, display "I will ask". Else, if CONDITION = 3, display "On the next screens, you are going to be asked" and " time this happened... continue."

Tags: Change Request

**Box ID: S\_05BOX1**

If S\_05B1 = 2 and (S\_05B1\_NUM = 2, 3 or (S\_05B1\_NUM >= 4 and S\_05B2 = 1), repeat S\_05C through S\_05G for up to four most recent dates in S\_05C where N = S\_05B1\_NUM. Ask all items from S\_05C through S\_05G (as appropriate) for most recent incident, then move to next most recent incident, and so on.

Else, if S\_05B1 = 1 or (S\_05B1 = 2 and (S\_05B1\_NUM = 1 or (S\_05B1\_NUM >= 4 and S\_05B2 = 2))) or S\_05B1A = 2, -9, ask only about most recent incident in S\_05C.

**Question ID: S\_05C**

You said that {something was vandalized}{ and}{ someone deliberately injured or killed an animal} {FILL ANSWER FROM S\_05B1 times} in the past 12 months. In what month and year did the {MOST RECENT/SECOND MOST RECENT/THIRD MOST RECENT/FOURTH MOST RECENT} incident happen? If you don't remember the exact month, please give your best estimate.

- 1 Before {CURRENT MONTH MINUS 12}
- 2 {CURRENT MONTH MINUS 12}
- 3 {CURRENT MONTH MINUS 11}
- 4 {CURRENT MONTH MINUS 10}
- 5 {CURRENT MONTH MINUS 9}
- 6 {CURRENT MONTH MINUS 8}
- 7 {CURRENT MONTH MINUS 7}
- 8 {CURRENT MONTH MINUS 6}
- 9 {CURRENT MONTH MINUS 5}
- 10 {CURRENT MONTH MINUS 4}
- 11 {CURRENT MONTH MINUS 3}
- 12 {CURRENT MONTH MINUS 2}
- 13 {CURRENT MONTH MINUS 1}
- 14 {CURRENT MONTH}

ASK Description: Respondents who had their home, car, or something else vandalized or had an animal deliberately injured or killed in the past 12 months or did not know how many times this incident happened in the past 12 months.

ASK Specification: IF (S\_05A1 = 1 OR S\_05A2 = 1) AND (S\_05B1 = 1 OR (S\_05B1 = 2 AND S\_05B1\_NUM >= 1) OR S\_05B1A = 2, -9).

PROGRAM: ROUTING INSTRUCTIONS: If DATE PROVIDED IN S\_05C IS CURRENT MONTH MINUS 12 OR S\_05C = -9, go to S\_05C1.

Else, if DATE PROVIDED IN S\_05C IS CURRENT MONTH MINUS 6, go to S\_05C2.

Else, if DATE PROVIDED IN S\_05C IS BEFORE CURRENT MONTH MINUS 12, go to S\_06.

Else, go to S\_05BOX2B.

DISPLAY: If S\_05A1 = 1, display "something was vandalized". Else, do not display this text.

If S\_05A2 = 1, display "someone deliberately injured or killed an animal". Else, do not display this text.

If S\_05A1 = 1 and S\_05A2 = 1, display "and". Else, do not display this text.

For the first incident, display "MOST RECENT".

For the second incident, display "SECOND MOST RECENT".

For the third incident, display "THIRD MOST RECENT".

For the fourth incident, display "FOURTH MOST RECENT".

In each response option, take Today's month minus N in descending order. Display format – January, 1900.

If CONDITION = 2, display response options in uppercase. Else, display response options in mixed case.

PQID: NEW



SAS Variable: S\_05C

**Question ID: S\_05C1**

Did this incident happen before, after, or on {12-MO ANCHORDATE}?

- 1 It happened before {12-MO ANCHORDATE}
- 2 It happened after or on {12-MO ANCHORDATE}
- 3 I don't know when it happened / can't remember

ASK Description: Respondents who had something vandalized or had an animal deliberately injured or killed 12 months ago or did not report the month and year of the incident.

ASK Specification: IF DATE PROVIDED IN S\_05C IS CURRENT MONTH MINUS 12 OR S\_05C = -9.

PROGRAM: ROUTING INSTRUCTIONS: If S\_05C = -9 and S\_05C1 = 2, go to S\_05C2. Else, if DATE PROVIDED IN S\_05C IS CURRENT MONTH MINUS 12 and S\_05C1 = 2, go to S\_05BOX2B.

Else, if S\_05C1 = 3, -9, go to S\_05BOX5.

Else, go to S\_06.

DISPLAY: If CONDITION = 2, display response options in uppercase. Else, display response options in mixed case.

PQID: NEW

SAS Variable: S\_05C1

**Question ID: S\_05C2**

Did this incident happen before, after, or on {6-MO ANCHORDATE}?

- 1 It happened before {6-MO ANCHORDATE}
- 2 It happened after or on {6-MO ANCHORDATE}
- 3 I don't know

ASK Description: Respondents who had something vandalized or had an animal deliberately injured or killed six months ago or did not report the month and year of the incident and confirmed it happened in the past 12 months.

ASK Specification: IF DATE PROVIDED IN S\_05C IS CURRENT MONTH MINUS 6 OR (S\_05C = -9 AND S\_05C1 = 2).

PROGRAM: ROUTING INSTRUCTIONS: If S\_05C = -9 AND S\_05C1 = 2 AND S\_05C2 = 3, -9, go to S\_05BOX5.

Else, go to S\_05BOX2B.

DISPLAY: If CONDITION = 2, display response options in uppercase. Else, display response options in mixed case.

PQID: NEW

SAS Variable: S\_05C2

NCVS Redesign Field Test Condition 2 Questionnaire

**Box ID: S\_05BOX2B**

Respondents who had their home, car, or something else vandalized or had an animal deliberately injured or killed in the past 12 months and the MONTH/YEAR of the current incident matches the MONTH/YEAR of any previously reported incidents, or no date was provided for the current incident and the current incident was confirmed to have happened on or after anchor date and there are any previously reported incidents for which a date was not collected that were confirmed to have happened on or after anchor date, go to S\_05DD2.  
Else, go to S\_05BOX3.

IF (DATE PROVIDED IN S\_05C IS WITHIN THE PAST 12 MONTHS AND (S\_05C MATCHES A DATE PROVIDED IN S\_01D OR S\_02C OR S\_03D OR S\_04C)) OR (S\_05C = -9 AND S\_05C1 = 2 AND ((S\_01D = -9 AND S\_01D1 = 2 FOR ANY INCIDENT IN S\_01D) OR (S\_02C = -9 AND S\_02C1 = 2 FOR ANY INCIDENT IN S\_02C) OR (S\_03D = -9 AND S\_03D1 = 2 FOR ANY INCIDENT IN S\_03D) OR (S\_04C = -9 AND S\_04C1 = 2 FOR ANY INCIDENT IN S\_04C))), GO TO S\_05DD2.  
ELSE, GO TO S\_05BOX3.

**Question ID: S\_05DD2**

Is this incident part of any other incident you have already mentioned?

- |       |                |
|-------|----------------|
| 1 Yes | GO TO S_05DD3  |
| 2 No  | GO TO S_05BOX3 |

ASK Description: Respondents who had their home, car, or something else vandalized or had an animal deliberately injured or killed in the past 12 months and the MONTH/YEAR of the current incident matches the MONTH/YEAR of any previously reported incidents, or no date was provided for the current incident and the current incident was confirmed to have happened on or after anchor date and there are any previously reported incidents for which a date was not collected that were confirmed to have happened on or after anchor date.

ASK Specification: IF (DATE PROVIDED IN S\_05C IS WITHIN THE PAST 12 MONTHS AND S\_05C MATCHES A DATE PROVIDED IN S\_01D OR S\_02C OR S\_03D OR S\_04C) OR (S\_05C = -9 AND S\_05C1 = 2 AND ((S\_01D = -9 AND S\_01D1 = 2 FOR ANY INCIDENT IN S\_01D) OR (S\_02C = -9 AND S\_02C1 = 2 FOR ANY INCIDENT IN S\_02C) OR (S\_03D = -9 AND S\_03D1 = 2 FOR ANY INCIDENT IN S\_03D) OR (S\_04C = -9 AND S\_04C1 = 2 FOR ANY INCIDENT IN S\_04C))).

DISPLAY: If CONDITION = 2, display response options in uppercase. Else, display response options in mixed case.

PQID: NEW

SAS Variable: S\_05DD2

**Question ID: S\_05DD3**

Which incident was this part of?

- 0 {Incident 1}
- 1 {Incident 2}
- 2 {Incident 3}
- 3 {Incident 4}
- 4 {Incident 5}
- 5 {Incident 6}
- 6 {Incident 7}
- 7 {Incident 8}
- 8 {Incident 9}
- 9 {Incident 10}
- 10 {Incident 11}
- 11 {Incident 12}
- 12 {Incident 13}
- 13 {Incident 14}
- 14 {Incident 15}
- 15 {Incident 16}
- 8 This is a separate incident

ASK Description: Respondents who had something vandalized or had an animal deliberately injured or killed that was part of another incident.

ASK Specification: IF S\_05DD2 = 1.

DISPLAY: Display each incident previously mentioned that this incident could match by displaying month/year (if provided) and short description of details of incident, such as "May 2017 vehicle theft with an attack". If S\_05C = -9, only display prior incidents where the date is also missing.

If CONDITION = 2, display response options in uppercase. Else, display response options in mixed case.

PQID: NEW

SAS Variable: S\_05DD3

**Box ID: S\_05BOX3**

IF (DATE PROVIDED IN S\_05C IS WITHIN THE PAST 12 MONTHS OR S\_05C1 = 2) AND S\_05DD3 = 0, 1, 2, 3, 4, 5, 6, 7, 8, 9, 10, 11, 12, 13, 14, 15, set S\_V = 1 for the incident selected in S\_05DD3.  
 Else, if (DATE PROVIDED IN S\_05C IS WITHIN THE PAST 12 MONTHS OR S\_05C1 = 2) AND (S\_05DD2 != 1 OR S\_05DD3 = -8, -9), set S\_V = 1.  
 ROUTING INSTRUCTIONS: If SVERSION = 1 AND (S\_05DD2 != 1 OR S\_05DD3 = -8, -9), go to S\_05E.  
 Else, go to S\_05BOX5.

**Question ID: S\_05E**

Still thinking about this {most recent/second most recent/third most recent/fourth most recent/S\_05C: MONTH, YEAR} incident when {something was vandalized}{ or}{ someone deliberately injured or killed an animal}, was anything stolen as part of the incident?

- 1 Yes
- 2 Yes, someone tried to steal something (but did not actually steal it)
- 3 No

ASK Description: Respondents who had something vandalized or had an animal deliberately injured or killed in the past 12 months or did not know how many times this incident happened in the past 12 months.

ASK Specification: IF SVERSION = 1 AND (S\_05A1 = 1 OR S\_05A2 = 1) AND (S\_05B1 = 1 OR (S\_05B1 = 2 AND S\_05B1\_NUM >= 1) OR S\_05B1A = 2, -9) AND (DATE PROVIDED IN S\_05C IS WITHIN THE PAST 12 MONTHS OR S\_05C1 = 2) AND (S\_05DD2 != 1 OR S\_05DD3 = -8, -9).

PROGRAM: If S\_05E = 1, set S\_T = 1.  
 Else, if S\_05E = 2, set S\_AT = 1.

DISPLAY: If date provided in S\_05C, display Month, Year for each incident. Display format - January, 1900.

Else, if this is the first incident in the series and S\_05C = -9, display "most recent".

Else, if this is the second incident in the series and S\_05C = -9, display "second most recent".

Else, if this is the third incident in the series and S\_05C = -9, display "third most recent".

Else, if this is the fourth incident in the series and S\_05C = -9, display "fourth most recent".

If S\_05A1 = 1, display "something was vandalized". Else, do not display this text.

If S\_05A2 = 1, display "someone deliberately injured or killed an animal". Else, do not display this text.

If S\_05A1 = 1 and S\_05A2 = 1, display "or". Else, do not display this text.

If CONDITION = 2, display response options in uppercase. Else, display response options in mixed case.

PQID: NEW

SAS Variable: S\_05E

NCVS Redesign Field Test Condition 2 Questionnaire

**Question ID: S\_05F**

Still thinking about this {most recent/second most recent/third most recent/fourth most recent/S\_05C: MONTH, YEAR} incident when {something was vandalized}{ or}{ someone deliberately injured or killed an animal}, were you physically attacked or were you threatened with a weapon, during this incident?

- |       |                |
|-------|----------------|
| 1 Yes | GO TO S_05G    |
| 2 No  | GO TO S_05BOX5 |

ASK Description: Respondents who had something vandalized or had an animal deliberately injured or killed in the past 12 months or did not know how many times this incident happened in the past 12 months.

ASK Specification: IF SVERSION = 1 AND (S\_05A1 = 1 OR S\_05A2 = 1) AND (S\_05B1 = 1 OR (S\_05B1 = 2 AND S\_05B1\_NUM >= 1) OR S\_05B1A = 2, -9) AND (DATE PROVIDED IN S\_05C IS WITHIN THE PAST 12 MONTHS OR S\_05C1 = 2) AND (S\_05DD2 != 1 OR S\_05DD3 = -8, -9).

PROGRAM: If S\_05F = 1, set S\_ATA = 1.

DISPLAY: If date provided in S\_05C, display Month, Year for each incident. Display format - January, 1900.

Else, if this is the first incident in the series and S\_05C = -9, display "most recent".

Else, if this is the second incident in the series and S\_05C = -9, display "second most recent".

Else, if this is the third incident in the series and S\_05C = -9, display "third most recent".

Else, if this is the fourth incident in the series and S\_05C = -9, display "fourth most recent".

If S\_05A1 = 1, display "something was vandalized". Else, do not display this text.

If S\_05A2 = 1, display "someone deliberately injured or killed an animal". Else, do not display this text.

If S\_05A1 = 1 and S\_05A2 = 1, display "or". Else, do not display this text.

If CONDITION = 2, display response options in uppercase. Else, display response options in mixed case.

PQID: NEW

SAS Variable: S\_05F

**Question ID: S\_05G**

Still thinking about this {most recent/second most recent/third most recent/fourth most recent/S\_05C: MONTH, YEAR} incident when {something was vandalized}{ or}{ someone deliberately injured or killed an animal}, did anyone have, or try to have, sexual contact with you that you DID NOT CONSENT TO and that YOU DID NOT WANT to happen as part of this incident?

- 1 Yes
- 2 No

ASK Description: Respondents who had something vandalized or had an animal deliberately injured or killed in the past 12 months or did not know how many times this incident happened in the past 12 months and were physically attacked, or threatened with a weapon, during this incident.

ASK Specification: IF SVERSION = 1 AND (S\_05A1 = 1 OR S\_05A2 = 1) AND (S\_05B1 = 1 OR (S\_05B1 = 2 AND S\_05B1\_NUM >= 1) OR S\_05B1A = 2, -9) AND (DATE PROVIDED IN S\_05C IS WITHIN THE PAST 12 MONTHS OR S\_05C1 = 2) AND (S\_05DD2 != 1 OR S\_05DD3 = -8, -9) AND S\_05F = 1.

PROGRAM: If S\_05G = 1, set S\_SA = 1.

DISPLAY: If date provided in S\_05C, display Month, Year for each incident. Display format - January, 1900.

Else, if this is the first incident in the series and S\_05C = -9, display "most recent".

Else, if this is the second incident in the series and S\_05C = -9, display "second most recent".

Else, if this is the third incident in the series and S\_05C = -9, display "third most recent".

Else, if this is the fourth incident in the series and S\_05C = -9, display "fourth most recent".

If S\_05A1 = 1, display "something was vandalized". Else, do not display this text.

If S\_05A2 = 1, display "someone deliberately injured or killed an animal". Else, do not display this text.

If S\_05A1 = 1 and S\_05A2 = 1, display "or". Else, do not display this text.

If CONDITION = 2, display response options in uppercase. Else, display response options in mixed case.

PQID: NEW

SAS Variable: S\_05G

**Box ID: S\_05BOX5**

If data has been collected for the four most recent dates in S\_05C where N = S\_05B1\_NUM, go to S\_06.

Else, go to S\_05C for incident (N+1).

## Attack

**Box ID: S\_06**

For S\_06A1 through S\_06A5, display 'Yes' and 'No' columns with options for each response category.

Tags: Stem and Leaf screen

**Question ID: S\_06A**

The next few questions ask about any physical attacks against you personally. These may have happened at your home or while you were{ at work,} at school, or away from home.

{Other than the attacks or threatened attacks you have already mentioned, in/In} the past 12 months, did anyone attack or try to attack you...

- 1 With a weapon, such as a gun or knife
- 2 With something else used as a weapon, like a baseball bat, scissors, or a stick?
- 3 By throwing something at you, such as a rock or bottle?
- 4 By hitting, slapping, grabbing, kicking, punching, or choking you?
- 5 In the past 12 months, did anyone attack or try to attack you or use force against you in any other way? Please mention it even if you are not certain it was a crime.

ASK Description: All respondents.

DISPLAY: If UT\_AGE >= 16, display " at work,". Else, do not display this text.

If S\_01F = 1 or S\_02F = 1 or S\_03F = 1 or S\_04F = 1 or S\_05F = 1, display "Other than the attacks or threatened attacks you have already mentioned, in". Else, display "In".

If CONDITION = 2, display response options in uppercase. Else, display response options in mixed case.

PQID: Revision to NCVS-1, item 41a

SAS Variable: S\_06A1, S\_06A2, S\_06A3, S\_06A4, S\_06A5

Tags: Change Request, Stem and Leaf screen

**Question ID: S\_06A6**

In the past 12 months, did anyone THREATEN to attack you, but not actually do it? {Do not include incidents you have already mentioned.}

- 1 Yes
- 2 No

ASK Description: All respondents.

DISPLAY: If S\_06A1 = 1 or S\_06A2 = 1 or S\_06A3 = 1 or S\_06A4 = 1 or S\_06A5 = 1, display "Do not include incidents you have already mentioned."

If CONDITION = 2, display response options in uppercase. Else, display response options in mixed case.

PQID: Revision to NCVS-1, item 41a

SAS Variable: S\_06A6

Tags: Change Request

**Question ID: S\_06A8**

People sometimes don't think of attacks by someone they know, like {a current or former spouse or partner/a boyfriend or girlfriend}, someone {at work or at school/at school}, a friend, a family member, a neighbor, or any other person you've met or known.

{Other than what you have already mentioned,} In the past 12 months, has anyone you know used any kind of physical force against you? Examples are if someone you know choked you, slapped you, hit you, attacked you with a weapon, or otherwise physically hurt you.

- 1 Yes
- 2 No

ASK Description: All respondents.

DISPLAY: If UT\_AGE >= 18, display "a current or former spouse or partner". Else, display "a boyfriend or girlfriend".

If UT\_AGE >= 16, display "at work or at school". Else, display "at school".

If S\_06A1 = 1 or S\_06A2 = 1 or S\_06A3 = 1 or S\_06A4 = 1 or S\_06A5 = 1 or S\_06A6 = 1, display "Other than what you have already mentioned,". Else, do not display this text.

If CONDITION = 2, display response options in uppercase. Else, display response options in mixed case.

PQID: Revision to NCVS-1, item 42a

SAS Variable: S\_06A8

Tags: Change Request

**Box ID: S\_06BOX2**

If S\_06A1 = 1 or S\_06A2 = 1 or S\_06A3 = 1 or S\_06A4 = 1 or S\_06A5 = 1 or S\_06A6 = 1 or S\_06A8 = 1, go to S\_06B1.

Else, go to S\_07.



**Question ID: S\_06B1**

{You just said yes to more than one of these questions about physical attacks. Altogether,} In the past 12 months, how many times did someone {attack you or try to attack you}{ or}{ threaten to attack you}?

- 1 Once
- 2 Two or more times {How many times: |\_ \_|}

ASK Description: Respondents who reported they were attacked or someone tried to attack them or were threatened with attack in the past 12 months.

ASK Specification: IF S\_06A1 = 1 OR S\_06A2 = 1 OR S\_06A3 = 1 OR S\_06A4 = 1 OR S\_06A5 = 1 OR S\_06A6 = 1 OR S\_06A8 = 1.

PROGRAM: ROUTING INSTRUCTIONS: If S\_06B1 = -9 OR (S\_06B1 = 2 AND S\_06B1\_NUM = -9), go to S\_06B1A.

Else, if S\_06B1 = 2 and S\_06B1\_NUM >= 4, go to S\_06B2.

Else, if S\_06B1 = 2 and S\_06B1\_NUM = 2, 3, go to S\_06C\_INTRO.

Else, if S\_06B1 = 1 or (S\_06B1 = 2 and S\_06B1\_NUM = 1), go to S\_06C.

DISPLAY: If "Yes" to more than one in S\_06A1 - 8, display "You just said yes to more than one of these questions about physical attacks. Altogether,". Else, do not display this text.

If S\_06A1 = 1 or S\_06A2 = 1 or S\_06A3 = 1 or S\_06A4 = 1 or S\_06A5 = 1 or S\_06A8 = 1, display "attack you or try to attack you". Else, do not display this text.

If S\_06A6 = 1, display " threaten to attack you". Else, do not display this text.

If (S\_06A1 = 1 or S\_06A2 = 1 or S\_06A3 = 1 or S\_06A4 = 1 or S\_06A5 = 1 or S\_06A8 = 1) and S\_06A6 = 1, display "or". Else, do not display this text.

If S\_06B1 = 2, display "How many times:" and an open response field. Allow 2 digits.

If CONDITION = 2, display response options in uppercase. Else, display response options in mixed case.

PQID: Revision to NCVS-1, item 41b, 42b

SAS Variable: S\_06B1, S\_06B1\_NUM

**Question ID: S\_06B1A**

You did not enter how many times this happened in the past 12 months. Please select one of the following.

- 1 I really meant to answer
- 2 I don't know the answer

ASK Description: Respondents who reported they were attacked or someone tried to attack them or were threatened with attack in the past 12 months and did not enter how many times this happened the past 12 months.

ASK Specification: IF (S\_06A1 = 1 OR S\_06A2 = 1 OR S\_06A3 = 1 OR S\_06A4 = 1 OR S\_06A5 = 1 OR S\_06A6 = 1 OR S\_06A8 = 1) AND (S\_06B1 = -9 OR (S\_06B1 = 2 AND S\_06B1\_NUM = -9)).

PROGRAM: If (S\_06A1 = 1 OR S\_06A2 = 1 OR S\_06A3 = 1 OR S\_06A4 = 1 OR S\_06A5 = 1 OR S\_06A8 = 1) AND S\_06B1A = 2, -9, set S\_A = 1 and create 1 CIR.

ROUTING INSTRUCTIONS: If S\_06B1A = 1, go to S\_06B1.  
Else, go to S\_06BOX3.

DISPLAY: If CONDITION = 2, display response options in uppercase. Else, display response options in mixed case.

PQID: NEW

SAS Variable: S\_06B1A

Tags: Change Request

**Question ID: S\_06B2**

Do you recall enough details about each incident to be able to distinguish them from each other?

- 1 Yes
- 2 No

ASK Description: Respondents who were attacked or someone tried to attack or were threatened with attack four or more times in the past 12 months.

ASK Specification: IF S\_06B1 = 2 AND S\_06B1\_NUM >= 4.

PROGRAM: If S\_06B2 = 2, set SERIES = 1.

ROUTING INSTRUCTIONS: If S\_06B2 = 2, go to S\_06C.  
Else, go to S\_06C\_INTRO.

DISPLAY: If CONDITION = 2, display response options in uppercase. Else, display response options in mixed case.

PQID: Adapted from CIR5b

SAS Variable: S\_06B2

**Question ID: S\_06C\_INTRO**

{I will ask/On the next screens, you are going to be asked} about {each of these/the four most recent} incidents, starting with the most recent{ time this happened. Please click NEXT to continue.}

ASK Description: Respondents who were attacked or someone tried to attack or were threatened with attack more than once in the past 12 months.

ASK Specification: IF (S\_06B1 = 2 and S\_06B1\_NUM = 2, 3) OR (S\_06B1 = 2 AND S\_06B1\_NUM >= 4 AND S\_06B2 = 1).

DISPLAY: If S\_06B1\_NUM = 2, 3, 4 display "each of these". Else, if S\_06B1\_NUM >= 5, display "the four most recent".

If CONDITION = 2, display "I will ask". Else, if CONDITION = 3, display "On the next screens, you are going to be asked" and " time this happened... continue."

Tags: Change Request

**Box ID: S\_06BOX3**

If S\_06B1 = 2 and (S\_06B1\_NUM = 2, 3 or (S\_06B1\_NUM >= 4 and S\_06B2 = 1), repeat S\_06C through S\_06F for up to four most recent dates in S\_06C where N = S\_06B1\_NUM. Ask all items from S\_06C through S\_06F (as appropriate) for most recent incident, then move to next most recent incident, and so on.

Else, if S\_06B1 = 1 or (S\_06B1 = 2 and (S\_06B1\_NUM = 1 or (S\_06B1\_NUM >= 4 and S\_06B2 = 2))) or S\_06B1A = 2, -9, ask only about most recent incident in S\_06C.

**Question ID: S\_06C**

You said that {someone attacked you or tried to attack you}{ and}{ someone threatened to attack you} {FILL ANSWER FROM S\_06B1 times} in the past 12 months. In what month and year did the {MOST RECENT/SECOND MOST RECENT/THIRD MOST RECENT/FOURTH MOST RECENT} incident happen? If you don't remember the exact month, please give your best estimate.

- 1 Before {CURRENT MONTH MINUS 12}
- 2 {CURRENT MONTH MINUS 12}
- 3 {CURRENT MONTH MINUS 11}
- 4 {CURRENT MONTH MINUS 10}
- 5 {CURRENT MONTH MINUS 9}
- 6 {CURRENT MONTH MINUS 8}
- 7 {CURRENT MONTH MINUS 7}
- 8 {CURRENT MONTH MINUS 6}
- 9 {CURRENT MONTH MINUS 5}
- 10 {CURRENT MONTH MINUS 4}
- 11 {CURRENT MONTH MINUS 3}
- 12 {CURRENT MONTH MINUS 2}
- 13 {CURRENT MONTH MINUS 1}
- 14 {CURRENT MONTH}

ASK Description: Respondents who were attacked or someone tried to attack or were threatened with attack in the past 12 months or did not know how many times this incident happened in the past 12 months.

ASK Specification: IF (S\_06A1 = 1 OR S\_06A2 = 1 OR S\_06A3 = 1 OR S\_06A4 = 1 OR S\_06A5 = 1 OR S\_06A6 = 1 OR S\_06A8 = 1) AND (S\_06B1 = 1 OR (S\_06B1 = 2 AND S\_06B1\_NUM >= 1) OR S\_06B1A = 2, -9).

PROGRAM: ROUTING INSTRUCTIONS: If DATE PROVIDED IN S\_06C IS CURRENT MONTH MINUS 12 OR S\_06C = -9, go to S\_06C1.

Else, if DATE PROVIDED IN S\_06C IS CURRENT MONTH MINUS 6, go to S\_06C2.

Else, if DATE PROVIDED IN S\_06C IS BEFORE CURRENT MONTH MINUS 12, go to S\_07.

Else, go to S\_06BOX3B.

NCVS Redesign Field Test Condition 2 Questionnaire

DISPLAY: If S\_06A1 = 1 or S\_06A2 = 1 or S\_06A3 = 1 or S\_06A4 = 1 or S\_06A5 = 1 or S\_06A8 = 1, display "attack you or try to attack you". Else, do not display this text.  
If S\_06A6 = 1, display " threaten to attack you". Else, do not display this text.  
If (S\_06A1 = 1 or S\_06A2 = 1 or S\_06A3 = 1 or S\_06A4 = 1 or S\_06A5 = 1 or S\_06A8 = 1) and S\_06A6 = 1, display "and". Else, do not display this text.  
For the first incident, display "MOST RECENT".  
For the second incident, display "SECOND MOST RECENT".  
For the third incident, display "THIRD MOST RECENT".  
For the fourth incident, display "FOURTH MOST RECENT".  
In each response option, take Today's month minus N in descending order. Display format - January, 1900.  
If CONDITION = 2, display response options in uppercase. Else, display response options in mixed case.  
PQID: NEW  
SAS Variable: S\_06C

**Question ID: S\_06C1**

Did this incident happen before, after, or on {12-MO ANCHORDATE}?

- 1 It happened before {12-MO ANCHORDATE}
- 2 It happened after or on {12-MO ANCHORDATE}
- 3 I don't know when it happened / can't remember

ASK Description: Respondents who were attacked or someone tried to attack or were threatened with attack in the past 12 months.

ASK Specification: IF DATE PROVIDED IN S\_06C IS CURRENT MONTH MINUS 12 OR S\_06C = -9.

PROGRAM: ROUTING INSTRUCTIONS: If S\_06C = -9 and S\_06C1 = 2, go to S\_06C2.  
Else, if DATE PROVIDED IN S\_06C IS CURRENT MONTH MINUS 12 and S\_06C1 = 2, go to S\_06BOX3B.  
Else, if S\_06C1 = 3, -9, go to S\_06BOX5.  
Else, go to S\_07.

DISPLAY: If CONDITION = 2, display response options in uppercase. Else, display response options in mixed case.

PQID: NEW

SAS Variable: S\_06C1

**Question ID: S\_06C2**

Did this incident happen before, after, or on {6-MO ANCHORDATE}?

- 1 It happened before {6-MO ANCHORDATE}
- 2 It happened after or on {6-MO ANCHORDATE}
- 3 I don't know

ASK Description: Respondents who were attacked or someone tried to attack or were threatened with attack six months ago or did not report the month and year of the incident and confirmed it happened in the past 12 months.

ASK Specification: IF DATE PROVIDED IN S\_06C IS CURRENT MONTH MINUS 6 OR (S\_06C = -9 AND S\_06C1 = 2).

PROGRAM: ROUTING INSTRUCTIONS: If S\_06C = -9 AND S\_06C1 = 2 AND S\_06C2 = 3, -9, go to S\_06BOX5.

Else, go to S\_06BOX3B.

DISPLAY: If CONDITION = 2, display response options in uppercase. Else, display response options in mixed case.

PQID: NEW

SAS Variable: S\_06C2

**Box ID: S\_06BOX3B**

Respondents who were attacked or someone tried to attack or were threatened with attack in the past 12 months and the MONTH/YEAR of the current incident matches the MONTH/YEAR of any previously reported incidents, or no date was provided for the current incident and the current incident was confirmed to have happened on or after anchor date and there are any previously reported incidents for which a date was not collected that were confirmed to have happened on or after anchor date, go to S\_06DD2.

Else, go to S\_06BOX3C.

---

IF (DATE PROVIDED IN S\_06C IS WITHIN THE PAST 12 MONTHS AND (S\_06C MATCHES A DATE PROVIDED IN S\_01D OR S\_02C OR S\_03D OR S\_04C OR S\_05C)) OR S\_06C = -9 AND S\_06C1 = 2 AND ((S\_01D = -9 AND S\_01D1 = 2 FOR ANY INCIDENT IN S\_01D) OR (S\_02C = -9 AND S\_02C1 = 2 FOR ANY INCIDENT IN S\_02C) OR (S\_03D = -9 AND S\_03D1 = 2 FOR ANY INCIDENT IN S\_03D) OR (S\_04C = -9 AND S\_04C1 = 2 FOR ANY INCIDENT IN S\_04C) OR (S\_05C = -9 AND S\_05C1 = 2 FOR ANY INCIDENT IN S\_05C)), GO TO S\_06DD2.  
ELSE, GO TO S\_06BOX3C.

**Question ID: S\_06DD2**

Is this incident part of any other incident you have already mentioned?

- |       |                 |
|-------|-----------------|
| 1 Yes | GO TO S_06DD3   |
| 2 No  | GO TO S_06BOX3C |

ASK Description: Respondents who were attacked or someone tried to attack or were threatened with attack in the past 12 months and the MONTH/YEAR of the current incident matches the MONTH/YEAR of any previously reported incidents, or no date was provided for the current incident and the current incident was confirmed to have happened on or after anchor date and there are any previously reported incidents for which a date was not collected that were confirmed to have happened on or after anchor date.

ASK Specification: IF (DATE PROVIDED IN S\_06C IS WITHIN THE PAST 12 MONTHS AND S\_06C MATCHES A DATE PROVIDED IN S\_01D OR S\_02C OR S\_03D OR S\_04C OR S\_05C) OR (S\_06C = -9 AND S\_06C1 = 2 AND ((S\_01D = -9 AND S\_01D1 = 2 FOR ANY INCIDENT IN S\_01D) OR (S\_02C = -9 AND S\_02C1 = 2 FOR ANY INCIDENT IN S\_02C) OR (S\_03D = -9 AND S\_03D1 = 2 FOR ANY INCIDENT IN S\_03D) OR (S\_04C = -9 AND S\_04C1 = 2 FOR ANY INCIDENT IN S\_04C) OR (S\_05C = -9 AND S\_05C1 = 2 FOR ANY INCIDENT IN S\_05C))).

DISPLAY: If CONDITION = 2, display response options in uppercase. Else, display response options in mixed case.

PQID: NEW

SAS Variable: S\_06DD2

**Question ID: S\_06DD3**

Which incident was this part of?

- 0 {Incident 1}
- 1 {Incident 2}
- 2 {Incident 3}
- 3 {Incident 4}
- 4 {Incident 5}
- 5 {Incident 6}
- 6 {Incident 7}
- 7 {Incident 8}
- 8 {Incident 9}
- 9 {Incident 10}
- 10 {Incident 11}
- 11 {Incident 12}
- 12 {Incident 13}
- 13 {Incident 14}
- 14 {Incident 15}
- 15 {Incident 16}
- 16 {Incident 17}
- 17 {Incident 18}
- 18 {Incident 19}
- 19 {Incident 20}
- 8 This is a separate incident

ASK Description: Respondents who were attacked or someone tried to attack or were threatened with attack that was part of another incident.

ASK Specification: IF S\_06DD2 = 1.

DISPLAY: Display each incident previously mentioned that this incident could match by displaying month/year (if provided) and short description of details of incident, such as "May 2017 vehicle theft with an attack". If S\_06C = -9, only display prior incidents where the date is also missing.

If CONDITION = 2, display response options in uppercase. Else, display response options in mixed case.

PQID: NEW

SAS Variable: S\_06DD3



NCVS Redesign Field Test Condition 2 Questionnaire

**Box ID: S\_06BOX3C**

IF (DATE PROVIDED IN S\_06C IS WITHIN THE PAST 12 MONTHS OR S\_06C1 = 2) AND S\_06DD3 = 0, 1, 2, 3, 4, 5, 6, 7, 8, 9, 10, 11, 12, 13, 14, 15, 16, 17, 18, 19, set S\_ATA = 1 for the incident selected in S\_06DD3.

Else, if (DATE PROVIDED IN S\_06C IS WITHIN THE PAST 12 MONTHS OR S\_06C1 = 2), set S\_ATA = 1.

**Box ID: S\_06BOX4**

Respondents who were attacked or someone tried to attack and were threatened with attack in the past 12 months, go to S\_06D.

Else, respondents who were threatened with attack but not actually attacked or attempted to be attacked in the past 12 months, go to S\_06E.

Else, respondents who were attacked or someone tried to attack or were threatened with attack face to face in the last 12 months, go to S\_06F.

Else, go to S\_06BOX5.

---

IF S\_06A6 = 1 AND (S\_06A1 = 1 OR S\_06A2 = 1 OR S\_06A3 = 1 OR S\_06A4 = 1 OR S\_06A5 = 1) AND (S\_06B1 = 1 OR (S\_06B1 = 2 AND S\_06B1\_NUM >= 1)) AND (DATE PROVIDED IN S\_06C IS WITHIN THE PAST 12 MONTHS OR S\_06C1 = 2) AND (S\_06DD2 != 1 OR S\_06DD3 = -8, -9), GO TO S\_06D.

ELSE, IF S\_06A6 = 1 AND S\_06A1 != 1 AND S\_06A2 != 1 AND S\_06A3 != 1 AND S\_06A4 != 1 AND S\_06A5 != 1 AND (S\_06B1 = 1 OR (S\_06B1 = 2 AND S\_06B1\_NUM >= 1)) AND (DATE PROVIDED IN S\_06C IS WITHIN THE PAST 12 MONTHS OR S\_06C1 = 2) AND (S\_06DD2 != 1 OR S\_06DD3 = -8, -9), GO TO S\_06E.

ELSE, IF SVERSION = 1 AND (S\_06A1 = 1 OR S\_06A2 = 1 OR S\_06A3 = 1 OR S\_06A4 = 1 OR S\_06A5 = 1 OR S\_06A6 = 1 OR S\_06A8 = 1) AND (S\_06B1 = 1 OR (S\_06B1 = 2 AND S\_06B1\_NUM >= 1)) AND (DATE PROVIDED IN S\_06C IS WITHIN THE PAST 12 MONTHS OR S\_06C1 = 2) AND (S\_06DD2 != 1 OR S\_06DD3 = -8, -9), GO TO S\_06F.

ELSE, GO TO S\_06BOX5.

**Question ID: S\_06D**

In this {most recent/second most recent/third most recent/fourth most recent} incident, did someone actually attack or try to attack you, OR did they threaten to attack you?

- 1 Attacked / Tried to attack
- 2 Threatened to attack

ASK Description: Respondents who were attacked or someone tried to attack and were threatened with attack in the past 12 months.

ASK Specification: IF S\_06A6 = 1 AND (S\_06A1 = 1 OR S\_06A2 = 1 OR S\_06A3 = 1 OR S\_06A4 = 1 OR S\_06A5 = 1) AND (S\_06B1 = 1 OR (S\_06B1 = 2 AND S\_06B1\_NUM >= 1)) AND (DATE PROVIDED IN S\_06C IS WITHIN THE PAST 12 MONTHS OR S\_06C1 = 2) AND (S\_06DD2 != 1 OR S\_06DD3 = -8, -9).

PROGRAM: If S\_06D = 1, set S\_A = 1.

ROUTING INSTRUCTIONS: If S\_06D = 2, go to S\_06E.

Else, IF SVERSION = 1 AND (S\_06A1 = 1 OR S\_06A2 = 1 OR S\_06A3 = 1 OR S\_06A4 = 1 OR S\_06A5 = 1 OR S\_06A6 = 1 OR S\_06A8 = 1) AND (S\_06B1 = 1 OR (S\_06B1 = 2 AND S\_06B1\_NUM >= 1)) AND (DATE PROVIDED IN S\_06C IS WITHIN THE PAST 12 MONTHS OR S\_06C1 = 2) AND (S\_06DD2 != 1 OR S\_06DD3 = -8, -9), go to S\_06F.

Else, go to S\_06BOX5.

DISPLAY: If CONDITION = 2, display response options in uppercase. Else, display response options in mixed case.

SAS Variable: S\_06D

**Question ID: S\_06E**

How were you threatened? (*MARK ALL THAT APPLY.*)

- 1 Face to face
- 2 By phone or text
- 3 Online (email or social media)
- 4 Some other way (SPECIFY:) \_\_\_\_\_

ASK Description: Respondents who were threatened with attack but not actually attacked or attempted to be attacked in the past 12 months or did not know how many times this incident happened in the past 12 months.

ASK Specification: IF ((S\_06A6 = 1 AND (S\_06A1 != 1 AND S\_06A2 != 1 AND S\_06A3 != 1 AND S\_06A4 != 1 AND S\_06A5 != 1)) OR S\_06D = 2) AND (S\_06B1 = 1 OR (S\_06B1 = 2 AND S\_06B1\_NUM >= 1) OR S\_06B1A = 2, -9) AND (DATE PROVIDED IN S\_06C IS WITHIN THE PAST 12 MONTHS OR S\_06C1 = 2) AND (S\_06DD2 != 1 OR S\_06DD3 = -8, -9).

PROGRAM: Display text box and allow 250 character text response.

If S\_06E1 = 1, set S\_TA = 1.

ROUTING INSTRUCTIONS: If SVERSION = 1 AND S\_06E1 = 1, go to S\_06F.

Else, go to S\_06BOX5.

DISPLAY: Display "MARK ALL THAT APPLY." in italics.

PQID: Revision to NCVS-1, item 41a

SAS Variable: S\_06E1, S\_06E2, S\_06E3, S\_06E4, S\_06E4\_SPECIFY

Tags: Change Request, Choose-all-that-apply Item

**Question ID: S\_06F**

Still thinking about this {most recent/second most recent/third most recent/fourth most recent/S\_06C: MONTH, YEAR} incident when {someone attacked you or tried to attack you}{ or}{ someone threatened to attack you}, did anyone have, or try to have, sexual contact with you that you DID NOT CONSENT TO and that YOU DID NOT WANT to happen as part of this incident?

- 1 Yes
- 2 No

ASK Description: Respondents who were attacked or someone tried to attack or were threatened with attack in the last 12 months or did not know how many times this incident happened in the past 12 months.

ASK Specification: IF SVERSION = 1 AND (S\_06A1 = 1 OR S\_06A2 = 1 OR S\_06A3 = 1 OR S\_06A4 = 1 OR S\_06A5 = 1 OR S\_06A6 = 1 OR S\_06A8 = 1) AND (S\_06B1 = 1 OR (S\_06B1 = 2 AND S\_06B1\_NUM >= 1) OR S\_06B1A = 2, -9) AND (DATE PROVIDED IN S\_06C IS WITHIN THE PAST 12 MONTHS OR S\_06C1 = 2) AND (S\_06DD2 != 1 OR S\_06DD3 = -8, -9).

PROGRAM: If S\_06F = 1, set S\_SA = 1.

DISPLAY: If date provided in S\_06C, display Month, Year for each incident. Display format - January, 1900.

Else, if this is the first incident in the series and S\_06C = -9, display "most recent".

Else, if this is the second incident in the series and S\_06C = -9, display "second most recent".

Else, if this is the third incident in the series and S\_06C = -9, display "third most recent".

Else, if this is the fourth incident in the series and S\_06C = -9, display "fourth most recent".

If S\_06A1 = 1 or S\_06A2 = 1 or S\_06A3 = 1 or S\_06A4 = 1 or S\_06A5 = 1 or S\_06A8 = 1, display "attack you or try to attack you". Else, do not display this text.

If S\_06A6 = 1, display " threaten to attack you". Else, do not display this text.

If (S\_06A1 = 1 or S\_06A2 = 1 or S\_06A3 = 1 or S\_06A4 = 1 or S\_06A5 = 1 or S\_06A8 = 1) and S\_06A6 = 1, display "or". Else, do not display this text.

If CONDITION = 2, display response options in uppercase. Else, display response options in mixed case.

PQID: NEW

SAS Variable: S\_06F

**Box ID: S\_06BOX5**

If data has been collected for the four most recent dates in S\_06C where N = S\_06B1\_NUM, go to S\_07BOX1.

Else, go to S\_06C for incident (N+1).

## Unwanted Sexual Contact

**Box ID:** S\_07BOX1

For S\_07A1 through S\_07A4, display 'Yes' and 'No' columns with options for each response category.

Tags: Stem and Leaf screen

**Question ID: S\_07A**

The next questions are about any sexual contact in the past 12 months that you DID NOT CONSENT TO and that YOU DID NOT WANT to happen. The information you provide is confidential.

{Sexual contact includes touching of your sexual body parts, or any type of sexual penetration with a body part or object. It also includes making you touch or penetrate someone else. This could have been done by someone you knew well, someone you casually knew, or a stranger and can happen to both men and women./Sexual contact includes someone touching your private parts, unwanted sex, or making you do these kinds of things to them. This could have been done by someone you know well, someone you casually know, or a stranger and can happen to both boys and girls.}

{Other than the unwanted sexual contact you have already mentioned,} in the past 12 months...

- 1 Did anyone touch, grab, or kiss your {sexual body parts against your will/private parts when you didn't want them to} - or TRY to do this?
- 2 Did anyone force you to have sexual contact by holding you down with his or her body, pinning your arms, hitting or kicking you, or using some other type of force - or TRY or THREATEN to do this?
- 3 Did anyone threaten to physically hurt you or someone close to you if you did not have sexual contact?
- 4 Did anyone have sexual contact with you - or try to have sexual contact with you - while you were passed out, unconscious, asleep, or unable to consent because you were drunk or high?

ASK Description: All respondents.

PROGRAM: ROUTING INSTRUCTIONS: If S\_07A1 = 1 or S\_07A2 = 1 or S\_07A3 = 1 or S\_07A4 = 1, go to S\_07B1.

Else, go to S\_08.

DISPLAY: If S\_01G = 1 or S\_02G = 1 or S\_03G = 1 or S\_04G = 1 or S\_05G = 1 or S\_06E = 1, display "Other than the unwanted sexual contact you have already mentioned,". Else, do not display this text.

If UT\_AGE >= 16, display "Sexual contact... and women." Else, display "Sexual contact... and girls."

If CONDITION = 2, display response options in uppercase. Else, display response options in mixed case.

PQID: NEW

SAS Variable: S\_07A1, S\_07A2, S\_07A3, S\_07A4

Tags: Change Request, Stem and Leaf screen

**Question ID: S\_07B1**

In the past 12 months, how many times did someone have or try to have these types of sexual contact with you?

- 1 Once
- 2 Two or more times {How many times: |\_|\_|}

ASK Description: Respondents who had unwanted sexual contact in the past 12 months.

ASK Specification: IF S\_07A1 = 1 OR S\_07A2 = 1 OR S\_07A3 = 1 OR S\_07A4 = 1.

PROGRAM: ROUTING INSTRUCTIONS: If S\_07B1 = -9 OR (S\_07B1 = 2 AND S\_07B1\_NUM = -9), go to S\_07B1A.

Else, if S\_07B1 = 2 and S\_07B1\_NUM >= 4, go to S\_07B2.

Else, if S\_07B1 = 2 and S\_07B1\_NUM = 2, 3, go to S\_07C\_INTRO.

Else, if S\_07B1 = 1 or (S\_07B1 = 2 and S\_07B1\_NUM = 1), go to S\_07C.

DISPLAY: If S\_07B1 = 2, display "How many times:" and an open response field. Allow 2 digits. If CONDITION = 2, display response options in uppercase. Else, display response options in mixed case.

PQID: NEW

SAS Variable: S\_07B1, S\_07B1\_NUM

**Question ID: S\_07B1A**

You did not enter how many times this happened in the past 12 months. Please select one of the following.

- 1 I really meant to answer
- 2 I don't know the answer

ASK Description: Respondents who had unwanted sexual contact in the past 12 months and did not enter how many times this happened the past 12 months.

ASK Specification: IF (S\_07A1 = 1 OR S\_07A2 = 1 OR S\_07A3 = 1 OR S\_07A4 = 1) AND (S\_07B1 = -9 OR (S\_07B1 = 2 AND S\_07B1\_NUM = -9)).

PROGRAM: If S\_07B1A = 2, -9, set S\_SA = 1 and create 1 CIR.

ROUTING INSTRUCTIONS: If S\_07B1A = 1, go to S\_07B1.

Else, go to S\_07BOX3.

DISPLAY: If CONDITION = 2, display response options in uppercase. Else, display response options in mixed case.

PQID: NEW

SAS Variable: S\_07B1A

Tags: Change Request

**Question ID: S\_07B2**

Do you recall enough details about each incident to be able to distinguish them from each other?

- 1 Yes
- 2 No

ASK Description: Respondents who had unwanted sexual contact four or more times in the past 12 months.

ASK Specification: IF S\_07B1 = 2 AND S\_07B1\_NUM >= 4.

PROGRAM: If S\_07B2 = 2, set SERIES = 1.

ROUTING INSTRUCTIONS: If S\_07B2 = 2, go to S\_07C.

Else, go to S\_07C\_INTRO.

DISPLAY: If CONDITION = 2, display response options in uppercase. Else, display response options in mixed case.

PQID: Adapted from CIR5b

SAS Variable: S\_07B2

**Question ID: S\_07C\_INTRO**

{I will ask/On the next screens, you are going to be asked} about {each of these/the four most recent} incidents, starting with the most recent{ time this happened. Please click NEXT to continue.}

ASK Description: Respondents who had unwanted sexual contact more than once in the past 12 months.

ASK Specification: IF (S\_07B1 = 2 AND S\_07B1\_NUM = 2, 3) OR (S\_07B1 = 2 AND S\_07B1\_NUM >= 4 AND S\_07B2 = 1).

DISPLAY: If S\_07B1\_NUM = 2, 3, 4 display "each of these". Else, if S\_07B1\_NUM >= 5, display "the four most recent".

If CONDITION = 2, display "I will ask". Else, if CONDITION = 3, display "On the next screens, you are going to be asked" and " time this happened... continue."

Tags: Change Request

**Box ID: S\_07BOX3**

If S\_07B1 = 2 and (S\_07B1\_NUM = 2, 3 or (S\_07B1\_NUM >= 4 and S\_07B2 = 1)), repeat S\_07C through S\_07DD2 for up to four most recent dates in S\_07C where N = S\_07B1\_NUM.

Ask all items from S\_07C through S\_07DD2 (as appropriate) for most recent incident, then move to next most recent incident, and so on.

Else, if S\_06B1 = 1 or (S\_06B1 = 2 and (S\_06B1\_NUM = 1 or (S\_06B1\_NUM >= 4 and S\_07B2 = 2))) or S\_06B1A = 2, -9, ask only about most recent incident in S\_07C.



**Question ID: S\_07C**

{You said that someone had, or tried to have these types of sexual contact with you {FILL ANSWER FROM S\_07B1 times} in the past 12 months.} In what month and year did the {MOST RECENT/SECOND MOST RECENT/THIRD MOST RECENT/FOURTH MOST RECENT} incident happen? If you don't remember the exact month, please give your best estimate.

- 1 Before {CURRENT MONTH MINUS 12}
- 2 {CURRENT MONTH MINUS 12}
- 3 {CURRENT MONTH MINUS 11}
- 4 {CURRENT MONTH MINUS 10}
- 5 {CURRENT MONTH MINUS 9}
- 6 {CURRENT MONTH MINUS 8}
- 7 {CURRENT MONTH MINUS 7}
- 8 {CURRENT MONTH MINUS 6}
- 9 {CURRENT MONTH MINUS 5}
- 10 {CURRENT MONTH MINUS 4}
- 11 {CURRENT MONTH MINUS 3}
- 12 {CURRENT MONTH MINUS 2}
- 13 {CURRENT MONTH MINUS 1}
- 14 {CURRENT MONTH}

ASK Description: Respondents who had unwanted sexual contact in the past 12 months or did not know how many times this incident happened in the past 12 months.

ASK Specification: IF (S\_07A1 = 1 OR S\_07A2 = 1 OR S\_07A3 = 1 OR S\_07A4 = 1) AND (S\_07B1 = 1 OR (S\_07B1 = 2 AND S\_07B1\_NUM >= 1) OR S\_07B1A = 2, -9).

PROGRAM: ROUTING INSTRUCTIONS: If DATE PROVIDED IN S\_07C IS CURRENT MONTH MINUS 12 OR S\_07C = -9, go to S\_07C1.

Else, if DATE PROVIDED IN S\_07C IS CURRENT MONTH MINUS 6, go to S\_07C2.

Else, if DATE PROVIDED IN S\_07C IS BEFORE CURRENT MONTH MINUS 12, go to S\_08.

Else, go to S\_07BOX3B.

DISPLAY: If S\_07B1\_NUM > 1, display for all incidents after the first "You said that someone... in the past 12 months."

For the first incident, display "MOST RECENT".

For the second incident, display "SECOND MOST RECENT".

For the third incident, display "THIRD MOST RECENT".

For the fourth incident, display "FOURTH MOST RECENT".

In each response option, take Today's month minus N in descending order. Display format – January, 1900.

If CONDITION = 2, display response options in uppercase. Else, display response options in mixed case.

PQID: NEW

SAS Variable: S\_07C

**Question ID: S\_07C1**

Did this incident happen before, after, or on {12-MO ANCHORDATE}?

- 1 It happened before {12-MO ANCHORDATE}
- 2 It happened after or on {12-MO ANCHORDATE}
- 3 I don't know when it happened / can't remember

ASK Description: Respondents who had unwanted sexual contact 12 months ago or did not report when they had unwanted sexual contact.

ASK Specification: IF DATE PROVIDED IN S\_07C IS CURRENT MONTH MINUS 12 OR S\_07C = -9.

PROGRAM: ROUTING INSTRUCTIONS: If S\_07C = -9 and S\_07C1 = 2, go to S\_07C2.  
 Else, if DATE PROVIDED IN S\_07C IS CURRENT MONTH MINUS 12 and S\_07C1 = 2, go to S\_07BOX3B.  
 Else, if S\_07C1 = 3, -9, go to S\_07BOX4.  
 Else, go to S\_08.

DISPLAY: If CONDITION = 2, display response options in uppercase. Else, display response options in mixed case.

PQID: NEW

SAS Variable: S\_07C1

**Question ID: S\_07C2**

Did this incident happen before, after, or on {6-MO ANCHORDATE}?

- 1 It happened before {6-MO ANCHORDATE}
- 2 It happened after or on {6-MO ANCHORDATE}
- 3 I don't know

ASK Description: Respondents who had unwanted sexual contact six months ago or did not report the month and year of the incident and confirmed it happened in the past 12 months.

ASK Specification: IF DATE PROVIDED IN S\_07C IS CURRENT MONTH MINUS 6 OR (S\_07C = -9 AND S\_07C1 = 2).

PROGRAM: ROUTING INSTRUCTIONS: If S\_07C = -9 AND S\_07C1 = 2 AND S\_07C2 = 3, -9, go to S\_07BOX4.  
 Else, go to S\_07BOX3B.

DISPLAY: If CONDITION = 2, display response options in uppercase. Else, display response options in mixed case.

PQID: NEW

SAS Variable: S\_07C2

**Box ID: S\_07BOX3B**

Respondents who had unwanted sexual contact in the past 12 months and the MONTH/YEAR of the current incident matches the MONTH/YEAR of any previously reported incidents, or no date was provided for the current incident and the current incident was confirmed to have happened on or after anchor date and there are any previously reported incidents for which a date was not collected that were confirmed to have happened on or after anchor date, go to S\_07DD2. Else, go to S\_07BOX4.

IF (DATE PROVIDED IN S\_07C IS WITHIN THE PAST 12 MONTHS AND (S\_07C MATCHES A DATE PROVIDED IN S\_01D OR S\_02C OR S\_03D OR S\_04C OR S\_05C OR S\_06C)) OR (S\_07C = -9 AND S\_07C1 = 2 AND ((S\_01D = -9 AND S\_01D1 = 2 FOR ANY INCIDENT IN S\_01D) OR (S\_02C = -9 AND S\_02C1 = 2 FOR ANY INCIDENT IN S\_02C) OR (S\_03D = -9 AND S\_03D1 = 2 FOR ANY INCIDENT IN S\_03D) OR (S\_04C = -9 AND S\_04C1 = 2 FOR ANY INCIDENT IN S\_04C) OR (S\_05C = -9 AND S\_05C1 = 2 FOR ANY INCIDENT IN S\_05C) OR (S\_06C = -9 AND S\_06C1 = 2 FOR ANY INCIDENT IN S\_06C))), GO TO S\_07DD2. ELSE, GO TO S\_07BOX4.

**Question ID: S\_07DD2**

Is this incident part of any other incident you have already mentioned?

- |       |                |
|-------|----------------|
| 1 Yes | GO TO S_07DD3  |
| 2 No  | GO TO S_07BOX4 |

ASK Description: Respondents who had unwanted sexual contact in the past 12 months and the MONTH/YEAR of the current incident matches the MONTH/YEAR of any previously reported incidents, or no date was provided for the current incident and the current incident was confirmed to have happened on or after anchor date and there are any previously reported incidents for which a date was not collected that were confirmed to have happened on or after anchor date.

ASK Specification: IF (DATE PROVIDED IN S\_07C IS WITHIN THE PAST 12 MONTHS AND (S\_07C MATCHES A DATE PROVIDED IN S\_01D OR S\_02C OR S\_03D OR S\_04C OR S\_05C OR S\_06C)) OR (S\_07C = -9 AND S\_07C1 = 2 AND ((S\_01D = -9 AND S\_01D1 = 2 FOR ANY INCIDENT IN S\_01D) OR (S\_02C = -9 AND S\_02C1 = 2 FOR ANY INCIDENT IN S\_02C) OR (S\_03D = -9 AND S\_03D1 = 2 FOR ANY INCIDENT IN S\_03D) OR (S\_04C = -9 AND S\_04C1 = 2 FOR ANY INCIDENT IN S\_04C) OR (S\_05C = -9 AND S\_05C1 = 2 FOR ANY INCIDENT IN S\_05C) OR (S\_06C = -9 AND S\_06C1 = 2 FOR ANY INCIDENT IN S\_06C))).

DISPLAY: If CONDITION = 2, display response options in uppercase. Else, display response options in mixed case.

PQID: NEW

SAS Variable: S\_07DD2

**Question ID: S\_07DD3**

Which incident was this part of?

- 0 {Incident 1}
- 1 {Incident 2}
- 2 {Incident 3}
- 3 {Incident 4}
- 4 {Incident 5}
- 5 {Incident 6}
- 6 {Incident 7}
- 7 {Incident 8}
- 8 {Incident 9}
- 9 {Incident 10}
- 10 {Incident 11}
- 11 {Incident 12}
- 12 {Incident 13}
- 13 {Incident 14}
- 14 {Incident 15}
- 15 {Incident 16}
- 16 {Incident 17}
- 17 {Incident 18}
- 18 {Incident 19}
- 19 {Incident 20}
- 20 {Incident 21}
- 21 {Incident 22}
- 22 {Incident 23}
- 23 {Incident 24}
- 8 This is a separate incident

ASK Description: Respondents who had unwanted sexual contact that was part of another incident.

ASK Specification: IF S\_07DD2 = 1.

DISPLAY: Display each incident previously mentioned that it could match by displaying month/year (if provided) and short description of details of incident, such as "May 2017 vehicle theft with an attack". If S\_06C = -9, only display prior incidents where the date is also missing. If CONDITION = 2, display response options in uppercase. Else, display response options in mixed case.

PQID: NEW

SAS Variable: S\_07DD3

NCVS Redesign Field Test Condition 2 Questionnaire

**Box ID: S\_07BOX4**

IF (DATE PROVIDED IN S\_07C IS WITHIN THE PAST 12 MONTHS OR S\_07C1 = 2) AND S\_07DD3 = 0, 1, 2, 3, 4, 5, 6, 7, 8, 9, 10, 11, 12, 13, 14, 15, 16, 17, 18, 19, 20, 21, 22, 23, set S\_SA = 1 for the incident selected in S\_07DD3.

ELSE, IF (DATE PROVIDED IN S\_07C IS WITHIN THE PAST 12 MONTHS OR S\_07C1 = 2) AND (S\_07DD2 != 1 OR S\_07DD3 = -8, -9), set S\_SA = 1.

If data has been collected for the four most recent dates in S\_07C where N = S\_07B1\_NUM, go to S\_08.

Else, go to S\_07C for incident (N+1).

## Catch-All

**Question ID: S\_08**

To make sure this survey has captured everything that has happened to you, is there anything else that you might think of as a crime that happened to you, personally, in the past 12 months, that is, since {DATE 12 MONTHS AGO} that you haven't mentioned? It could be something you called the police about, or something you didn't consider reporting to the police.

- 1 Yes
- 2 No

ASK Description: All respondents.

PROGRAM: ROUTING INSTRUCTIONS: If S\_08 = 1, go to S\_08a.  
Else, go to CIR\_START.

DISPLAY: In "DATE 12 MONTH AGO", take Today's month minus twelve months. Display format – January 1, 1900.

If CONDITION = 2, display response options in uppercase. Else, display response options in mixed case.

PQID: NEW

SAS Variable: S\_08

Tags: Change Request

**Question ID: S\_08a**

Please describe what else happened to you since {ANCHOR DATE}.

- 1 OPEN-ENDED VERBATIM RESPONSE FOR PURPOSES OF FIELD TEST

ASK Description: Respondents who have another crime to report that has happened to them within the last 12 months.

ASK Specification: IF S\_08 = 1.

PROGRAM: Allow 1000 characters for text response.

DISPLAY: In "ANCHOR DATE", take Today's month minus twelve months. Display format – January 1, 1900.

PQID: NEW

SAS Variable: S\_08a

## Crime Incident Report (Adults and Youth)

**Box ID: CIR\_START**

PROGRAMMER NOTE: BEGIN CIR LOOP (CIR\_START through NA\_BOX3). Prioritize most serious incident first, then the most recent incident within most serious. If some incidents with dates are provided and others are missing a date, prioritize those with a date first. CONTINUE LOOPING THROUGH CIRs UNTIL ALL INCIDENTS HAVE BEEN ASKED ABOUT.

### PRIORITIZATION OF SERIOUSNESS

S\_SA - Unwanted sexual contact  
 S\_A - Attack  
 S\_ATA - Attack or threatened attack  
 S\_TA - Threatened Attack  
 S\_BI - Break in  
 S\_MV - Motor vehicle theft  
 S\_T - Theft  
 S\_MVP - Motor vehicle part or gas theft  
 S\_V - Vandalism

NOTE: IF S\_AT IS THE ONLY FLAG SET FOR AN INCIDENT, ONLY NARRATIVE WILL BE COLLECTED. AN INCIDENT REPORTED IN S\_08A, DOES NOT QUALIFY FOR A CIR.

ROUTING INSTRUCTIONS: If no CIR exists, go to PC9\_INTRO. Else, go to IN1.

Display text on each screen in CIR for this incident in bold, including month/year and short text description of screener item: Display format - Incident: April, 2018 ⇒ { Description}

Display Description as follows and use comma separators and "or" as needed:

If S\_MV = 1, display "Motor vehicle theft or attempted theft".

If S\_MVP = 1, display "Motor vehicle parts or gas theft or attempted theft".

If S\_ATA = 1 and S\_A != 1 and S\_TA != 1, display "An attack, attempted attack, or threatened attack".

If S\_A = 1 and S\_TA != 1 and S\_ATA != 1, display "An attack or attempted attack".

If S\_TA = 1 and S\_A != 1 and S\_ATA != 1, display "Threatened attack".

If S\_A = 1 and S\_TA = 1 and S\_ATA != 1, display "An attack or threatened attack".

If S\_T = 1, display "Theft".

If S\_AT = 1, display "Attempted theft".

If S\_BI = 1, display "Break-in".

If S\_V = 1, display "Vandalism".

If S\_SA = 1, display "Unwanted sexual contact".

Tags: Change Request

**Question ID: IN1**

{You are going to be asked more details about each of these incidents.}

The next questions are about the incident in {MONTH/YEAR} that involved: {DESCRIPTION OF INCIDENT FEATURES BASED ON CRIME FLAGS}

{If you don't recall particular details, or don't want to answer, you can skip any question by letting me know./The heading at the top of the screen will help remind you of the incident that the next questions ask about.

If you don't recall particular details, or don't want to answer, you can skip any questions by clicking the NEXT button.}

ASK Description: All respondents who reported an incident.

ASK Specification: IF (S\_MV = 1 OR S\_MVP = 1 OR S\_T = 1 OR S\_AT = 1 OR S\_BI = 1 OR S\_V = 1 OR (S\_A = 1 OR S\_TA = 1 OR S\_ATA = 1) OR S\_SA = 1).

DISPLAY: If CONDITION = 3 and there are two or more eligible CIRs, DISPLAY "You are going to be asked more details about each of these incidents." Else, do not display this text.

In "Month/Year" display month/year of incident.

If CONDITION = 2, display "If you don't... me know." Else if CONDITION = 3, display "The heading... NEXT button."

In "DESCRIPTION OF INCIDENT FEATURES BASED ON CRIME FLAGS" display description of each incident based on flag and in bulleted list format:

If S\_MV = 1, display "Motor vehicle theft or attempted theft".

If S\_MVP = 1, display "Motor vehicle parts or gas theft or attempted theft".

If S\_ATA = 1 and S\_A != 1 and S\_TA != 1, display "An attack, attempted attack, or threatened attack".

If S\_A = 1 and S\_TA != 1 and S\_ATA != 1, display "An attack or attempted attack".

If S\_TA = 1 and S\_A != 1 and S\_ATA != 1, display "Threatened attack".

If S\_A = 1 and S\_TA = 1 and S\_ATA != 1, display "An attack or threatened attack".

If S\_T = 1, display "Theft".

If S\_AT = 1, display "Attempted theft".

If S\_BI = 1, display "Break-in".

If S\_V = 1, display "Vandalism".

If S\_SA = 1, display "Unwanted sexual contact".

Tags: Change Request

**Box ID: CIR\_BOX1**

If SVERSION = 1 and S\_AT = 1 and S\_SA != 1 and S\_A != 1 and S\_TA != 1 and S\_ATA != 1 and S\_BI != 1 and S\_T != 1 and S\_MV != 1 and S\_MVP != 1 and S\_V != 1, go to NA\_BOX1.

Else if SVERSION = 1, go to CIRINTRO.

Else, go to CIR\_BOX1B.

Tags: Change Request



NCVS Redesign Field Test Condition 2 Questionnaire

**Box ID: CIR\_BOX1B**

For CIR2A – CIR2H, display 'Yes' and 'No' columns with options for each response category.

Tags: Change Request, Stem and Leaf screen

**Question ID: CIR2**

Just to confirm, did any of the following other things also happen as part of this incident {MONTH/YEAR OF INCIDENT}?

- 1 {Someone stole or tried to steal a vehicle}
- 2 {Someone stole or tried to steal vehicle parts or gas}
- 3 {Someone stole something{ else}}
- 4 {Someone tried to steal something{ else} but did not steal it}
- 5 {Someone broke in, or tried to break in to your property}
- 6 {Someone vandalized something of yours}
- 7 {Someone attacked or threatened to attack you}
- 8 {Someone had or tried to have sexual contact with you that you did not agree to and did not want to happen}

ASK Description: All respondents who reported an incident.

ASK Specification: IF SVERSION != 1 AND (S\_MV = 1 OR S\_MVP = 1 OR S\_T = 1 OR S\_AT = 1 OR S\_BI = 1 OR S\_V = 1 OR S\_A = 1 OR S\_TA = 1 OR S\_ATA = 1 OR S\_SA = 1).

PROGRAM: If CIR2A = 1, set S\_MV = 1.

If CIR2B = 1, set S\_MVP = 1.

If CIR2C = 1, set S\_T = 1.

If CIR2D = 1, set S\_AT = 1.

If CIR2E = 1, set S\_BI = 1.

If CIR2F = 1, set S\_V = 1.

If CIR2G = 1, set S\_ATA = 1.

If CIR2H = 1, set S\_SA = 1.

DISPLAY: In "MONTH/YEAR OF INCIDENT", display month/year of incident for an incident entered in S\_01D, S\_02C, S\_03D, S\_04C, S\_05C, S\_06C, or S\_07C.

If S\_MV != 1, display response option 1. Else, do not display this response option.

If S\_MVP != 1, display response option 2. Else, do not display this response option.

If S\_T != 1, display response option 3. Else, do not display this response option. If S\_MV = 1 or S\_MVP = 1, display " else". Else, do not display.

If S\_AT != 1, display response option 4. Else, do not display this response option. If S\_MV = 1 or S\_MVP = 1, display " else". Else, do not display.

If S\_BI != 1, display response option 5. Else, do not display this response option.

If S\_V != 1, display response option 6. Else, do not display this response option.

If S\_ATA != 1 and S\_AT != 1 and S\_A != 1, display response option 7. Else, do not display this response option.

If S\_SA != 1 and (S\_ATA = 1 or S\_A = 1 or S\_TA = 1), display response option 8. Else, do not display this response option.

If CONDITION = 2, display response options in uppercase. Else, display response options in mixed case.

SAS Variable: CIR2A, CIR2B, CIR2C, CIR2D, CIR2E, CIR2F, CIR2G, CIR2H

Tags: Change Request, Stem and Leaf screen

**Box ID: CIR\_BOX2**

Programmer note: Refresh headers after setting new flags in CIR2.

Display text on each screen in CIR for this incident in bold, including month/year and short text description of screener item: Display format - Incident: April, 2018 ⇒ { Description}

Display Description as follows and use comma separators and "or" as needed:

If S\_MV = 1, display "Motor vehicle theft or attempted theft".

If S\_MVP = 1, display "Motor vehicle parts or gas theft or attempted theft".

If S\_ATA = 1 and S\_A != 1 and S\_TA != 1, display "An attack, attempted attack, or threatened attack".

If S\_A = 1 and S\_TA != 1 and S\_ATA != 1, display "An attack or attempted attack".

If S\_TA = 1 and S\_A != 1 and S\_ATA != 1, display "Threatened attack".

If S\_A = 1 and S\_TA = 1 and S\_ATA != 1, display "An attack or threatened attack".

If S\_T = 1, display "Theft".

If S\_AT = 1, display "Attempted theft".

If S\_BI = 1, display "Break-in".

If S\_V = 1, display "Vandalism".

If S\_SA = 1, display "Unwanted sexual contact".

**ROUTING INSTRUCTIONS:**

If SVERSION = 2 and S\_AT = 1 and S\_SA != 1 and S\_A != 1 and S\_TA != 1 and S\_ATA != 1 and S\_BI != 1 and S\_T != 1 and S\_MV != 1 and S\_MVP != 1 and S\_V != 1, go to NA\_BOX1.

Else if SVERSION = 2, GO TO CIRINTRO.

Tags: Change Request

**Question ID: CIRINTRO**

Some of the next questions will refer to the "offender(s)," which means the person or people who did this to you.

ASK Description: All respondents who reported an incident.

ASK Specification: IF S\_MV = 1 OR S\_MVP = 1 OR S\_T = 1 OR S\_AT = 1 OR S\_BI = 1 OR S\_V = 1 OR (S\_A = 1 OR S\_TA = 1 OR S\_ATA = 1) OR S\_SA = 1.

## Series Crimes

**Box ID: SC\_START**

If SERIES = 1 FOR THIS INCIDENT, ASK SC1.  
Else, go to SC\_BOX1.

**Question ID: SC1**

Earlier, you said this type of thing happened to you more than once in the past 12 months.

{Did all of these incidents happen in the same place, did some of them happen in the same place, or did they all happen in different places?/Did all, some, or none of these incidents happen in the same place?}

- 1 All in the same place
- 2 Some in the same place
- 3 All in different places

ASK Description: Respondents who reported this type of incident happened four or more times in the past 12 months and did not recall enough details about each incident to be able to distinguish them from each other.

ASK Specification: IF SERIES = 1.

DISPLAY: If CONDITION = 2, display "Did all of these incidents... in different places?".  
Else, if CONDITION = 3, display "Did all, some,... in the same place?"

If CONDITION = 2, display response options in uppercase. Else, display response options in mixed case.

PQID: CIR156, modified

SAS Variable: SC1

Tags: Change Request

**Question ID: SC2**

Were all of these incidents {done by the same offender, were some of them done by the same offender, or were they all done by different offenders/, some of them, or none of them done by the same offender(s)}?

- 1 All by same offender
- 2 Some by same offender
- 3 {All by different offenders/None by same offender}

ASK Description: Respondents who reported this type of incident happened four or more times in the past 12 months and did not recall enough details about each incident to be able to distinguish them from each other.

ASK Specification: IF SERIES = 1.

DISPLAY: If CONDITION = 2, display "done by the same offender, were...by different offenders" and display in response option 3 "All by different offenders".

Else, if CONDITION = 3, display ", some of them, or none...same offender(s)" and display in response option 3 "None by same offender".

If CONDITION = 2, display response options in uppercase. Else, display response options in mixed case.

PQID: CIR157

SAS Variable: SC2

Tags: Change Request

**Question ID: SC3**

The rest of the questions will now ask you to focus on the most recent time this happened{, in {MONTH/YEAR}}.

ASK Description: Respondents who reported this type of incident happened four or more times in the past 12 months and did not recall enough details about each incident to be able to distinguish them from each other.

ASK Specification: IF SERIES = 1.

DISPLAY: If month was reported for the incident in the current loop, display {, in {MONTH/YEAR}}. For "MONTH/YEAR", display Month and Year of incident in current loop.

Display format – January, 2018. Else, if month was not reported for the incident in the current loop, do not display this text.

NCVS Redesign Field Test Condition 2 Questionnaire

**Box ID: SC\_BOX1**

If this incident involved unwanted sexual contact, go to SA\_START.  
Else, if this incident involved an attack or threatened attack with or without a weapon, go to A\_START.  
Else, if this incident involved theft or attempted theft of a motor vehicle, go to MV\_START.  
Else, if this incident involved a break-in or attempted break-in, go to BI\_START.  
Else, if this incident involved theft, go to T\_START.  
Else, if this incident did not involve theft or attempted theft of a motor vehicle but involved theft or attempted theft of motor vehicle parts or gas, go to MV\_START.  
Else, if this incident involved vandalized property, go to V\_START.

---

IF S\_SA = 1, GO TO SA\_START.  
ELSE, IF S\_A = 1 OR S\_TA = 1 OR S\_ATA = 1, GO TO A\_START.  
ELSE, IF S\_MV = 1, GO TO MV\_START.  
ELSE, IF S\_BI = 1, GO TO BI\_START.  
ELSE, IF S\_T = 1, GO TO T\_START.  
ELSE, IF S\_MV != 1 AND S\_MVP = 1, GO TO MV\_START.  
ELSE, IF S\_V = 1, GO TO V\_START.

Tags: Change Request

## What Happened: Module SV – Unwanted Sexual Contact

<b>Box ID: SA_START</b>
Respondents with S_SA = 1 are asked this module.

<b>Question ID: PNSA1a</b>
<p>Earlier, you said someone had or tried to have unwanted sexual contact with you during the incident {in {MONTH/YEAR}/in the past 12 months}.</p> <p>These questions are about what specific things you did not want to happen during the incident. It may seem like you've already answered these questions, but we want to understand clearly what happened. {[READ FOR FIRST INCIDENT. READ ONLY IF NEEDED FOR INCIDENTS 2+:} Some of the language is explicit; it's important that the questions be asked this way so that you understand what we mean.{}]</p> <p>ASK Description: Respondents who reported unwanted sexual contact in this incident.</p> <p>ASK Specification: IF S_SA = 1.</p> <p>DISPLAY: If month was reported for the incident in the current loop, display {, in {MONTH/YEAR}}. For "MONTH/YEAR", display Month and Year of incident in current loop. Display format – January, 2018. Else, if month was not reported for the incident, display "in the past 12 months."</p> <p>If CONDITION = 2, display "[READ FOR FIRST INCIDENT. READ ONLY IF NEEDED FOR INCIDENTS 2+:" and "]". Else do not display this text.</p> <p>Tags: Change Request</p>

<b>Question ID: SA_0</b>
<p>In this incident, did someone have unwanted sexual contact with you, such as touching, groping, or penetration, or make you do these things to them?</p> <p>1 Yes</p> <p>2 No</p> <p>ASK Description: Respondents who reported unwanted sexual contact in this incident.</p> <p>ASK Specification: IF S_SA = 1.</p> <p>PROGRAM: ROUTING INSTRUCTIONS: If SA_0 = 1, go to SA_1. Else, if SA_0 = 2, go to SA_BOX3. Else, go to A_START.</p> <p>DISPLAY: If CONDITION = 2, display response options in uppercase. Else, display response options in mixed case.</p> <p>SAS Variable: SA_0</p> <p>Tags: Change Request</p>

**Box ID: SA\_BOX1**

For SA\_1A – SA\_1D, display 'Yes' and 'No' columns with options for each response category.

Tags: Stem and Leaf screen

**Question ID: SA\_1**

In this particular incident, ...

- 1 Did you have unwanted vaginal sex{ with a woman}?
- 2 Did you have unwanted oral or anal sex? ({READ IF NEEDED: }Oral sex means that someone put their mouth or tongue on a vagina, anus or penis. Anal sex is a man or boy putting his penis in someone else's anus.)
- 3 Was there unwanted penetration of sexual body parts with a finger or object?
- 4 Was there unwanted sexual contact, such as touching or kissing of sexual body parts, or grabbing, fondling, or rubbing up against you in a sexual way?

ASK Description: Respondents who reported unwanted sexual contact in this incident.

ASK Specification: IF SA\_0 = 1.

PROGRAM: ROUTING INSTRUCTIONS: If SA\_1A = 1 or SA\_1B = 1 or SA\_1C = 1 or SA\_1D = 1, go to SA\_1F.

Else, go to SA\_BOX2B.

DISPLAY: If UT\_RESP\_GENDER = 1, display " with a woman". Else, do not display this text.

If CONDITION =2, display "READ IF NEEDED: ". Else, do not display this text.

If CONDITION = 3, display "Oral sex... anus." in italics. Else if CONDITION = 2, do not display in italics.

If CONDITION = 2, display response options in uppercase. Else, display response options in mixed case.

PQID: NEW

SAS Variable: SA\_1A, SA\_1B, SA\_1C, SA\_1D

Tags: Change Request, Stem and Leaf screen



**Question ID: SA\_1F**

You said that there was {unwanted vaginal sex}{,} {unwanted oral or anal sex}{,} {unwanted penetration with a finger or object} {and} {unwanted sexual touching} that you did not want to happen. Did the offender penetrate or touch YOUR sexual body parts, were you forced to penetrate or touch the OFFENDER'S sexual body parts, or did BOTH happen?

- 1 The offender penetrated or touched you
- 2 You were forced to penetrate or touch the offender
- 3 Both

ASK Description: Respondents who reported any unwanted vaginal, oral or anal sex, unwanted penetration with a finger or object, or unwanted sexual touching as part of this incident.

ASK Specification: IF SA\_1A = 1 OR SA\_1B = 1 OR SA\_1C = 1 OR SA\_1D = 1.

DISPLAY: If SA\_1A = 1, display "unwanted vaginal sex". Else, do not display this text.

If SA\_1B = 1, display "unwanted oral or anal sex". Else, do not display this text.

If SA\_1C = 1, display "unwanted penetration with a finger or object". Else, do not display this text.

If SA\_1D = 1, display "unwanted sexual touching". Else, do not display this text.

If more than one response from SA\_1 = 1, display "and" before the last display. Else, do not display this text.

If three or more responses from SA\_1 = 1, display commas after all but last 2 displays. Else, do not display this text.

If CONDITION = 2, display response options in uppercase. Else, display response options in mixed case.

SAS Variable: SA\_1F

Tags: Change Request

**Box ID: SA\_BOX2**

For SA\_2A – SA\_2D, display 'Yes' and 'No' columns with options for each response category.

Tags: Stem and Leaf screen

**Question ID: SA\_2**

During {this/the} incident...

- 1 Did the offender use physical force, such as holding or pinning you, hitting or kicking you, or using a weapon?
- 2 Did the offender threaten to physically hurt you or someone close to you?
- 3 Were you blacked out, unconscious, or asleep?
- 4 Were you unable to consent because you were too drunk or high?

ASK Description: Respondents who reported any unwanted vaginal, oral or anal sex, unwanted penetration with a finger or object, or unwanted kissing or sexual touching as part of this incident.

ASK Specification: IF SA\_1A = 1 OR SA\_1B = 1 OR SA\_1C = 1 OR SA\_1D = 1.

PROGRAM: ROUTING INSTRUCTIONS: If (SA\_1A = 1 or SA\_1B = 1 or SA\_1C = 1) and (SA\_2A = 2, -9 and SA\_2B = 2, -9 and SA\_2C = 2, -9 and SA\_2D = 2, -9), go to SA\_2F.

Else, if (SA\_1A = 1 or SA\_1B = 1 or SA\_1C = 1) and (SA\_2A = 1 or SA\_2B = 1 or SA\_2C = 1 or SA\_2D = 1), go to A\_START.

Else, if SA\_1D = 1 and SA\_2A = 2, -9 and SA\_2B = 2, -9 and SA\_2C = 2, -9, go to SA\_2E.

Else, go to SA\_BOX3.

DISPLAY: If more than 1 CIR, display "this". Else, display "the".

If CONDITION = 2, display response options in uppercase. Else, display response options in mixed case.

PQID: NEW

SAS Variable: SA\_2A, SA\_2B, SA\_2C, SA\_2D

Tags: Change Request, Stem and Leaf screen

**Question ID: SA\_2E**

During {this/the} incident, did the offender forcibly touch or kiss your sexual body parts, or forcibly touch, grab, fondle, or rub up against you in a sexual way?

- 1 Yes
- 2 No

ASK Description: Respondents who reported unwanted kissing or sexual touching, without force or threats, while conscious.

ASK Specification: IF SA\_1A = 2, -9 AND SA\_1B = 2, -9 AND SA\_1C = 2, -9 AND SA\_1D = 1 AND SA\_2A = 2, -9 AND SA\_2B = 2, -9 AND SA\_2C = 2, -9.

PROGRAM: ROUTING INSTRUCTIONS: If SA\_2A = 2, -9 and SA\_2B = 2, -9 and SA\_2C = 2, -9 and SA\_2D = 2, -9 and SA\_2E = 2, -9, go to SA\_2F.  
Else, go to SA\_BOX2B.

DISPLAY: If more than 1 CIR, display "this". Else, display "the".

If CONDITION = 2, display response options in uppercase. Else, display response options in mixed case.

PQID: NEW

SAS Variable: SA\_2E

Tags: Change Request

**Question ID: SA\_2F**

Did the offender use some other type of pressure, such as threatening to cause financial or other problems for you, threatening to break up with you, threatening to hurt your reputation, or promising rewards?

- 1 Yes
- 2 No

ASK Description: Respondents who reported unwanted kissing or sexual touching, without force.

ASK Specification: IF (SA\_1A = 1 OR SA\_1B = 1 OR SA\_1C = 1 OR SA\_1D = 1) AND SA\_2A = 2, -9 AND SA\_2B = 2, -9 AND SA\_2C = 2, -9 AND SA\_2D = 2, -9 AND SA\_2E != 1.

DISPLAY: If CONDITION = 2, display response options in uppercase. Else, display response options in mixed case.

SAS Variable: SA\_2F

Tags: Change Request

**Box ID: SA\_BOX2B**

Respondents who reported unwanted vaginal sex, unwanted oral sex, unwanted penetration of sexual body parts with a finger or object in this incident or reported the offender used force to touch them in a sexual way, go to SA11. Else, go to SA\_BOX3.

IF SA\_1A = 1 or SA\_1B = 1 or SA\_1C = 1 OR SA\_2E = 1, go to SA11. Else, go to SA\_BOX3.

Tags: Change Request

NCVS Redesign Field Test Condition 2 Questionnaire

**Box ID: SA\_BOX3**

For SA\_3A – SA\_3D, display 'Yes' and 'No' columns with options for each response category.

Tags: Stem and Leaf screen

**Question ID: SA\_3**

Did the offender physically TRY to do, or try to make you do, any of the following, BUT NOT ACTUALLY DO IT?

- 1 {Have vaginal sex{ with a woman}{?}}
- 2 {Did the offender physically try to, or try to make you, have oral or anal sex?/Have oral or anal sex} {{READ IF NEEDED: }Oral sex means that someone put their mouth or tongue on a vagina, anus or penis. Anal sex is a man or boy putting his penis in someone else's anus.)}
- 3 {Did the offender physically try to sexually penetrate you with a finger or object or try to make you penetrate them with your finger or an object?/Sexually penetrate you with a finger or object or make you penetrate them with your finger or an object}
- 4 {Did the offender physically try to, or try to make you, touch or kiss sexual body parts?/Touch or kiss sexual body parts}

ASK Description: Respondents who reported that someone did not have unwanted sexual contact with them as part of this incident, or reported the incident did not involve unwanted vaginal sex, unwanted oral or anal sex, or unwanted penetration of sexual body parts with a finger or object or other unwanted sexual contact or reported the incident only involved other unwanted sexual contact and the offender used physical force, threatened physical force, the respondent was blacked out or unable to consent or the incident did not involve forcible touching in a sexual way.

ASK Specification: IF SA\_0 = 2 OR (SA\_1A = 2, -9 AND SA\_1B = 2, -9 AND SA\_1C = 2, -9 AND (SA\_1D = 2, -9 OR (SA\_1D = 1 AND (SA\_2A = 1 OR SA\_2B = 1 OR SA\_2C = 1 OR SA\_2D = 1 OR SA\_2E = 2, -9))))).

PROGRAM: ROUTING INSTRUCTIONS: If SA\_3A = 1 or SA\_3B = 1 or SA\_3C = 1, go to SA\_BOX4.  
Else, go to SA\_3E.

NCVS Redesign Field Test Condition 2 Questionnaire

DISPLAY: If SA\_0 = 2 OR SA\_1A = 2, -9, display "Have vaginal sex with you{ with a woman}{?}". If UT\_RESP\_GENDER = 1, display " with a woman". Else do not display. If CONDITION = 2, display "?". Else if CONDITION = 3, do not display. Else, do not display this response option.

If CONDITION = 2 and (SA\_0 = 2 OR SA\_1B = 2, -9), display "Did the offender physically try to have oral or anal sex with you?" and "(READ IF... anus)". Else, if CONDITION = 3 and (SA\_0 = 2 OR SA\_1B = 2, -9), display "Have oral or anal sex with you" and "(Oral sex... anus.)" in italics. Else, do not display this response option.

If CONDITION = 2 and (SA\_0 = 2 OR SA\_1C = 2, -9), display "Did the offender physically try to sexually penetrate you with a finger or object or make you penetrate them with your finger or an object?". Else, if CONDITION = 3 and (SA\_0 = 2 OR SA\_1C = 2, -9), display "Sexually penetrate you with a finger or object or make you penetrate them with your finger or an object". Else, do not display this response option.

If CONDITION = 2 and (SA\_0 = 2 OR SA\_1D = 2, -9), display "Did the offender physically try to touch or kiss sexual body parts?". Else, if CONDITION = 3 and (SA\_0 = 2 OR SA\_1D = 2, -9), display "Touch or kiss sexual body parts". Else, do not display this response option. If CONDITION = 2, display response options in uppercase. Else, display response options in mixed case.

PQID: NEW

SAS Variable: SA\_3A, SA\_3B, SA\_3C, SA\_3D

Tags: Change Request, Stem and Leaf screen

**Question ID: SA\_3E**

Did the offender verbally THREATEN to have vaginal sex, have oral or anal sex, or have sexual penetration with a finger or object when you did not want it to happen?

- 1 Yes
- 2 No

ASK Description: Respondents who did NOT report that the offender tried to perform unwanted vaginal sex, oral or anal sex, or penetration with finger or object.

ASK Specification: IF SA\_3A = 2, -9 AND SA\_3B = 2, -9 AND SA\_3C = 2, -9.

PROGRAM: ROUTING INSTRUCTIONS: IF SA\_1D = 1, GO TO A\_START.  
ELSE, IF SA\_3D = 2, -9 AND SA\_3E = 2, -9, GO TO SA\_3F.  
ELSE, GO TO SA\_BOX4.

DISPLAY: If CONDITION = 2, display response options in uppercase. Else, display response options in mixed case.

PQID: NEW

SAS Variable: SA\_3E

Tags: Change Request, New item

**Question ID: SA\_3F**

Did the offender verbally threaten to, or threaten to make you, touch or kiss sexual body parts when you did not want it to happen?

- 1 Yes
- 2 No

ASK Description: Respondents who did NOT report that the offender tried to perform unwanted vaginal sex, oral or anal sex, penetration with finger or object, or groping/touching and did not report a verbal threat of penetration.

ASK Specification: IF SA\_3A = 2, -9 AND SA\_3B = 2, -9 AND SA\_3C = 2, -9 AND SA\_3D = 2, -9 AND SA\_3E = 2, -9.

PROGRAM: ROUTING INSTRUCTIONS: IF SA\_3F = 2, -9 GO TO SA\_4D.  
ELSE, GO TO SA\_BOX4.

DISPLAY: If CONDITION = 2, display response options in uppercase. Else, display response options in mixed case.

PQID: NEW

SAS Variable: SA\_3F

Tags: Change Request, New item

**Box ID: SA\_BOX4**

For SA\_4A\_a - SA\_4A\_c, display 'Yes' and 'No' columns with options for each response category.

Tags: Stem and Leaf screen

**Question ID: SA\_4A**

You said that the offender {tried to/threatened to} have unwanted sexual contact with you when you did not want it to happen.

- 1 Did the offender use physical force, such as holding or pinning you, hitting or kicking you, or using a weapon, in doing this?
- 2 Did the offender threaten to physically hurt you or someone close to you?
- 3 {Did the offender try to do it while you were blacked out, unconscious, or asleep?}
- 4 {Did the offender try to do it while you were unable to consent because you were too drunk or high?}

ASK Description: Respondents who reported the offender tried or threatened unwanted vaginal sex, oral or anal sex, penetration with finger or object, or kissing or sexual touching.

ASK Specification: IF SA\_3A = 1 OR SA\_3B = 1 OR SA\_3C = 1 OR SA\_3D = 1 OR SA\_3E = 1 OR SA\_3F = 1.

PROGRAM: ROUTING INSTRUCTIONS: IF (SA\_3A = 1 OR SA\_3B = 1 OR SA\_3C = 1 OR SA\_3D = 1) AND (SA\_4A\_a = 1 OR SA\_4A\_b = 1 OR SA\_4A\_d = 1), GO TO SA\_4B1.

ELSE, IF SA\_3E = 1 OR SA\_3F = 1 OR (SA\_4A\_b = 1 AND SA\_4A\_a != 1 AND SA\_4A\_c != 1 AND SA\_4A\_d != 1), GO TO SA\_4C.

ELSE, IF SA\_4A\_a = 2, -9 AND SA\_4A\_b = 2, -9 AND SA\_4A\_c = 2, -9 AND SA\_4A\_d = 2, -9, GO TO SA\_4D.

ELSE, GO TO A\_START.

DISPLAY: If SA\_3A = 1 or SA\_3B = 1 or SA\_3C = 1 or SA\_3D = 1, display "tried to". Else, display "threatened to".

IF SA\_3A = 1 or SA\_3B = 1 or SA\_3C = 1 or SA\_3D = 1, display options 3 and 4. Else, do not display.

If CONDITION = 2, display response options in uppercase. Else, display response options in mixed case.

PQID: NEW

SAS Variable: SA\_4A\_a, SA\_4A\_b, SA\_4A\_c, SA\_4A\_d

Tags: Change Request, Stem and Leaf screen



**Question ID: SA\_4B1**

Did you tell the offender "no", "stop" or that you did not want this to happen?

- 1 Yes
- 2 No

ASK Description: Respondents who reported the offender tried or threatened unwanted vaginal sex, oral or anal sex, penetration with finger or object and reported the offender used physical force, threatening, or the respondent was unable to consent because they were too drunk or high.

ASK Specification: IF (SA\_3A = 1 OR SA\_3B = 1 OR SA\_3C = 1 OR SA\_3D = 1) and (SA\_4A\_a=1 or SA\_4A\_b =1 or SA\_4A\_d=1).

PROGRAM: ROUTING INSTRUCTIONS: IF SA\_4B1 = 1, GO TO SA\_4B2.  
 ELSE, IF SA\_3E = 1 OR SA\_3F = 1 OR (SA\_4A\_b = 1 AND SA\_4A\_a != 1 AND SA\_4A\_c != 1), GO TO SA\_4C.  
 ELSE, IF SA\_4A\_a = 2, -9 AND SA\_4A\_b = 2, -9 AND SA\_4A\_c = 2, -9 AND SA\_4A\_d = 2, -9, GO TO SA\_4D.  
 ELSE, GO TO A\_START.

DISPLAY: If CONDITION = 2, display response options in uppercase. Else, display response options in mixed case.

PQID: NEW

SAS Variable: SA\_4B1

**Question ID: SA\_4B2**

When you said this, did the offender stop?

- 1 Yes
- 2 No

ASK Description: Respondents who told the offender "no", "stop", or that they did not want this to happen.

ASK Specification: IF SA\_4B1 = 1.

PROGRAM: ROUTING INSTRUCTIONS: IF SA\_3E = 1 OR SA\_3F = 1 OR (SA\_4A\_b = 1 AND SA\_4A\_a != 1 AND SA\_4A\_c != 1), GO TO SA\_4C.  
 ELSE, IF SA\_4A\_a = 2, -9 AND SA\_4A\_b = 2, -9 AND SA\_4A\_c = 2, -9 AND SA\_4A\_d = 2, -9, GO TO SA\_4D.  
 ELSE, GO TO A\_START.

DISPLAY: If CONDITION = 2, display response options in uppercase. Else, display response options in mixed case.

PQID: NEW

SAS Variable: SA\_4B1

**Question ID: SA\_4C**

At the time, how likely did you think it was that the offender would actually act on their threat during {this/the} incident?

- 1 Very likely
- 2 Somewhat likely
- 3 Somewhat unlikely
- 4 Very unlikely

ASK Description: Respondents who reported the offender threatened unwanted vaginal sex, oral or anal sex, penetration with finger or object, or kissing or sexual touching and threatened to hurt someone but did not use physical force or try to do it when the respondent was unable to consent.

ASK Specification: IF SA\_3E = 1 OR SA\_3F = 1 OR (SA\_4A\_b = 1 and SA\_4A\_a != 1 and SA\_4A\_c != 1 AND SA\_4A\_d != 1).

DISPLAY: If more than 1 CIR, display "this". Else, display "the".

PQID: NEW

SAS Variable: SA\_4C

Tags: Change Request

**Question ID: SA\_4Ca**

Were you threatened face to face, by phone or text, online (such as by email or social media), or in some other way? (*MARK ALL THAT APPLY.*)

- 1 Face to face
- 2 By phone or text
- 3 Online (email or social media)
- 4 Some other way

ASK Description: Respondents who reported the offender threatened unwanted vaginal sex, oral or anal sex, penetration with finger or object, or kissing or sexual touching and threatened to hurt someone but did not use physical force or try when the respondent was unable to consent.

ASK Specification: IF SA\_3E = 1 OR SA\_3F = 1 OR (SA\_4A\_b = 1 AND SA\_4A\_a = 2, -9 AND SA\_4A\_c = 2, -9 AND SA\_4A\_d = 2, -9).

PROGRAM: ROUTING INSTRUCTIONS:

If SA\_4Ca1 != 1 and S\_A != 1 and S\_TA != 1 and S\_ATA = 1 and S\_MV != 1 and S\_MVP != 1 and S\_T != 1 and S\_AT != 1 and S\_BI != 1 and S\_V != 1, go to NA\_BOX1.

Else, go to A\_START.

DISPLAY: Display "MARK ALL THAT APPLY." in italics.

If CONDITION = 2, display response options in uppercase. Else, display response options in mixed case.

PQID: NEW

SAS Variable: SA\_4Ca1, SA\_4Ca2, SA\_4Ca3, SA\_4Ca4

Tags: Change Request, Choose-all-that-apply Item

NCVS Redesign Field Test Condition 2 Questionnaire

**Question ID: SA\_4D**

{What did the offender do that was unwanted?/How did the offender {try/threaten} to do something to you?}

1 TEXT RESPONSE \_\_\_\_\_

ASK Description: Respondents who did not report or refused to report whether the offender threatened to touch or kiss sexual body parts or threatened unwanted vaginal sex, oral or anal sex, penetration with finger or object, or kissing or sexual touching without using physical force, threatening to hurt someone, or try when the respondent was unable to consent.

ASK Specification: IF SA\_3F = 2, -9 OR (SA\_4A\_a = 2, -9 AND SA\_4A\_b = 2, -9 AND SA\_4A\_c = 2, -9 AND SA\_4A\_d = 2, -9).

PROGRAM: Display text field, max character length = 1000.

DISPLAY: If SA\_3F = 2, -9, display "What did the offender do that was unwanted?".

Else, display "How did the offender {try/threaten} to do something to you?".

If SA\_3A = 1 or SA\_3B = 1 or SA\_3C = 1 or SA\_3D = 1, display "try". Else, display "threaten".

PQID: NEW

SAS Variable: SA\_4D

Tags: Change Request

**Question ID: SA11**

The next questions ask whether a weapon was used during this incident.

ASK Description: Respondents who reported unwanted sexual contact as part of this incident.

ASK Specification: IF S\_SA = 1.

## What Happened: Module A – Attack/Threatened Attack

**Box ID: A\_START**

Respondents with S\_A = 1 or S\_TA = 1 or S\_ATA = 1 or S\_SA=1 are asked this module.

ROUTING INSTRUCTIONS: IF S\_06D = NULL AND (S\_TA= 1 OR S\_ATA = 1), go to A0.  
Else, go to A1.

Tags: Change Request

**Question ID: A0**

Did someone actually attack you, try to attack you, or threaten to attack you during this incident?

- 1 Attacked / Tried to attack
- 2 Threatened to attack

ASK Description: Respondents who reported being attacked, with or without a weapon, or threatened with attack, and did not report unwanted sexual contact for this incident.

ASK Specification: IF S\_06D = NULL AND (S\_TA = 1 OR S\_ATA = 1).

PROGRAM: If A0 = 1, set S\_A = 1.

ROUTING INSTRUCTIONS: If A0 = 2, go to A8. Else, if A0 = 1, go to A1.  
Else, go to CI\_START.

DISPLAY: If CONDITION = 2, display response options in uppercase. Else, display response options in mixed case.

SAS Variable: A0

Tags: Change Request

NCVS Redesign Field Test Condition 2 Questionnaire

**Question ID: A8**

{Were you threatened face to face, by phone or text, online (such as by email or social media), or in some other way/How were you threatened}? (MARK ALL THAT APPLY.)

- 1 Face to face
- 2 By phone or text
- 3 Online (email or social media)
- 4 Some other way Specify: \_\_\_\_\_

ASK Description: Respondents who reported being threatened with attack, with or without a weapon, or threatened with attack, or reported unwanted sexual contact for this incident.

ASK Specification: IF A0 = 2.

PROGRAM: Display text box and allow 250 character text response.

If A8a = 1, set S\_TA = 1.

ROUTING INSTRUCTIONS: If A8a = 1, go to A1.

Else, If A8a !=1 and (S\_MV != 1 and S\_MVP != 1 and S\_T != 1 and S\_BI != 1 and S\_V != 1), go to NA\_BOX1.

Else, go to MV\_START.

DISPLAY: Display in italics "MARK ALL THAT APPLY."

If CONDITION = 2, display "Were you threatened...in some other way".

Else, if CONDITION = 3, display "How were you threatened".

If CONDITION = 2, display response options in uppercase. Else, display response options in mixed case.

PQID: NEW

SAS Variable: A8a, A8b, A8c, A8d, A8d\_SPECIFY

Tags: Change Request, Choose-all-that-apply Item

**Question ID: A1**

{You said someone {attacked or tried to attack you}{threatened to attack you} during {this/the} incident {in {MONTH}}/{in the past 12 months}.} {Just to confirm, did/Did} the offender(s) have a weapon such as a gun or knife, or something to use as a weapon, such as a baseball bat, scissors, or a stick?

- 1 Yes
- 2 No

ASK Description: Respondents who reported being attacked or threatened with attack or unwanted sexual contact as part of this incident.

ASK Specification: IF (S\_SA = 1 OR S\_A = 1 OR ((S\_TA = 1 OR S\_ATA = 1) AND A8a = 1)) AND A0 != -9.

PROGRAM: ROUTING INSTRUCTIONS: If A1 = 1, go to A2.  
 Else if A1 != 1 and (SA\_2A = 1 or SA\_2E = 1 or SA\_4A\_a = 1), go to A\_BOX3.  
 Else if S\_SA=1 and (S\_T = 1 or S\_AT = 1), go to CI\_START.  
 Else if S\_SA=1 and S\_T != 1 and S\_AT != 1, go to A10.  
 Else, go to A3.

DISPLAY: If S\_SA != 1, display "You said someone... {in {MONTH}}/{in the past 12 months}."  
 Else, do not display this text.  
 If S\_A = 1, display "attacked or tried to attack you". Else, do not display this text.  
 If S\_TA = 1, display "threatened to attack you". Else, do not display this text.  
 If more than 1 CIR, display "this". Else, display "the".  
 If month was reported for the incident in the current loop, display { in {MONTH}}. For "MONTH", display Month of incident in current loop. Display format – January. Else, if no date provided, display "in the past 12 months".  
 If S\_06A1 = 1 or S\_06A2 = 1 or S\_06A3 = 1, display, "Just to confirm, did". Else, display "Did".  
 If CONDITION = 2, display response options in uppercase. Else, display response options in mixed case.

PQID: CIR22

SAS Variable: A1

Tags: Change Request

**Question ID: A2**

What was the weapon? (*MARK ALL THAT APPLY.*)

- 1 A GUN
- 2 A KNIFE
- 3 SOME OTHER SHARP OBJECT, SUCH AS SCISSORS  
OR AN AXE
- 4 A BLUNT OBJECT, SUCH AS A ROCK OR BAT
- 5 SOMETHING ELSE - Specify - \_\_\_\_\_

ASK Description: Respondents who reported being attacked or threatened with attack with a weapon.

ASK Specification: IF A1 = 1.

PROGRAM: Display text box and allow 250 character text response.

ROUTING INSTRUCTIONS: If A2\_1 = 1, go to A2a.

Else if A2\_2 = 1 or A2\_3 = 1, go to A\_BOX2.

Else if (SA\_2A !=1 and SA\_2E != 1 and SA\_4A\_a != 1 and S\_A !=1 and S\_TA !=1) and (S\_T = 1 or S\_AT = 1), go to CI\_START.

Else if (SA\_2A !=1 and SA\_2E != 1 and SA\_4A\_a != 1 and S\_A !=1 and S\_TA !=1) and S\_T != 1 and S\_AT != 1, go to A10.

Else, go to A3.

DISPLAY: Display in italics "MARK ALL THAT APPLY."

If CONDITION = 2, display response options in uppercase. Else, display response options in mixed case.

PQID: CIR23a

SAS Variable: A2\_1, A2\_2, A2\_3, A2\_4, A2\_5, A2\_5\_Specify

Tags: Change Request, Choose-all-that-apply Item

**Question ID: A2a**

Was it a handgun or some other kind of gun, such as a rifle or shotgun?

- 1 Hand gun/pistol/revolver
- 2 Some other kind of gun/rifle/shotgun

ASK Description: Respondents who reported being attacked or threatened with attack with a gun.

ASK Specification: IF A2\_1 = 1.

DISPLAY: If CONDITION = 2, display response options in uppercase. Else, display response options in mixed case.

PQID: CIR23a, modified

SAS Variable: A2a

NCVS Redesign Field Test Condition 2 Questionnaire

**Box ID: A\_BOX1**

For A2b\_a – A2b\_d, display 'Yes' and 'No' columns with options for each response category.

Tags: Stem and Leaf screen

**Question ID: A2b**

Did the offender(s):

- 1 Shoot you
- 2 Shoot at you, but miss
- 3 Hit you with the gun
- 4 Show you a gun or point a gun at you

ASK Description: Respondents who reported being attacked or threatened with attack with a gun.

ASK Specification: IF A2\_1 = 1.

PROGRAM: ROUTING INSTRUCTIONS: If (A2b\_a = 1 or A2b\_c = 1) and (S\_T = 1 or S\_AT = 1), go to CI\_START.

Else if (A2b\_a = 1 or A2b\_c = 1) and S\_T != 1 and S\_AT != 1, go to A10.

Else if A2\_2 = 1 or A2\_3 = 1, go to A\_BOX2.

Else if (SA\_2A != 1 and SA\_2E != 1 and SA\_4A\_a != 1 and S\_A != 1 and S\_TA != 1) and (S\_T = 1 or S\_AT = 1), go to CI\_START.

Else if (SA\_2A != 1 and SA\_2E != 1 and SA\_4A\_a != 1 and S\_A != 1 and S\_TA != 1) and S\_T != 1 and S\_AT != 1, go to A10.

Else, go to A3.

DISPLAY: If CONDITION = 2, display response options in uppercase. Else, display response options in mixed case.

PQID: CIR29a modified

SAS Variable: A2b\_a, A2b\_b, A2b\_c, A2b\_d

Tags: Change Request, Stem and Leaf screen



**Question ID: A2c\_a**

You said the offender(s) had a knife or other sharp object. Did the offender(s) stab or cut you?

- 1 Yes
- 2 No

ASK Description: Respondents who reported being attacked or threatened with attack with a weapon that was not a gun.

ASK Specification: IF A2\_2 = 1 or A2\_3 = 1.

PROGRAM: ROUTING INSTRUCTIONS: If A2c\_a = 2, -9, go to A2c\_b.

Else, if A2c\_a = 1 and (S\_T = 1 or S\_AT = 1), go to CI\_START.

Else, if A2c\_a = 1 and S\_T != 1 and S\_AT != 1, go to A10.

Else, if SA\_2A = 1 or SA\_2E = 1 or SA\_4A\_a = 1, go to A\_BOX3.

Else, if (SA\_2A != 1 and SA\_2E != 1 and SA\_4A\_a != 1 and S\_A != 1 and S\_TA != 1) and (S\_T = 1 or S\_AT = 1), go to CI\_START.

Else, if (SA\_2A != 1 and SA\_2E != 1 and SA\_4A\_a != 1 and S\_A != 1 and S\_TA != 1) and S\_T != 1 and S\_AT != 1, go to A10.

Else, go to A3.

DISPLAY: If CONDITION = 2, display response options in uppercase. Else, display response options in mixed case.

PQID: CIR29a modified

SAS Variable: A2c\_a

Tags: Change Request

**Question ID: A2c\_b**

Did the offender(s) TRY to stab or cut you?

- 1 Yes
- 2 No

ASK Description: Respondents who reported the offender(s) stabbed or cut them or refused to report whether the offender(s) stabbed or cut them.

ASK Specification: IF A2c\_a = 2, -9.

PROGRAM: ROUTING INSTRUCTIONS: If SA\_2A = 1 or SA\_2E = 1 or SA\_4A\_a = 1, go to A\_BOX3.

Else, if (SA\_2A != 1 and SA\_2E != 1 and SA\_4A\_a != 1 and S\_A != 1 and S\_TA != 1) and (S\_T = 1 or S\_AT = 1), go to CI\_START.

Else, if (SA\_2A != 1 and SA\_2E != 1 and SA\_4A\_a != 1 and S\_A != 1 and S\_TA != 1) and S\_T != 1 and S\_AT != 1, go to A10.

Else, go to A3.

DISPLAY: If CONDITION = 2, display response options in uppercase. Else, display response options in mixed case.

PQID: CIR29a modified

SAS Variable: A2c\_b

Tags: Change Request

**Question ID: A3**

{In addition to trying to {shoot}/{stab or cut} you, did the offender(s) hit you, grab you, knock you down or attack you in any other way?/Did the offender(s) hit you, grab you, knock you down or attack you in any way?}

- 1 Yes
- 2 No

ASK Description: Respondents who did not report the offender had a weapon and did not report unwanted sexual contact as part of this incident or respondents who reported the offender had a weapon and the incident involved a physical attack or a threat of attack and the weapon was not a gun, knife, or other sharp object, or the weapon was a gun and the offender did not shoot or hit the respondent and the offender did not have a knife or other sharp object, or the weapon was a knife or other sharp object and the offender did not try to stab them and did not use force in an unwanted sexual attack.

ASK Specification: IF (A1 = 2, -9 AND (SA\_2A != 1 AND SA\_2E != 1 AND SA\_4A\_a != 1) AND S\_SA != 1) OR (A1 = 1 AND (SA\_2A = 1 OR SA\_2E = 1 OR SA\_4A\_a = 1 OR S\_A = 1 OR S\_TA = 1) AND ((A2\_1 = 0 AND A2\_2 = 0 AND A2\_3 = 0) OR (A2\_1 = 1 AND A2b\_a != 1 AND A2b\_c != 1 AND A2\_2 != 1 AND A2\_3 != 1) OR ((A2\_2 = 1 OR A2\_3 = 1) AND A2c\_a != 1 AND SA\_2A != 1 AND SA\_2E != 1 AND SA\_4A\_a != 1))).

PROGRAM: ROUTING INSTRUCTIONS: If A3 = 1, go to A\_BOX3.

Else, if A3 = 2 and (A2b\_b = 1 or A2c\_b = 1) and (S\_T = 1 or S\_AT = 1), go to CI\_START.

Else, if A3 = 2 and (A2b\_b = 1 or A2c\_b = 1) and S\_T != 1 and S\_AT != 1, go to A10.

Else, go to A4.

DISPLAY: If A2b\_b = 1 or A2c\_b = 1, display "In addition to ... in any other way". Else, if A2b\_b != 1 and A2c\_b != 1, display "Did the offender(s)... in any way".

If A2b\_b = 1, display "shoot". Else, do not display.

If A2c\_b = 1, display "stab or cut". Else, do not display.

If CONDITION = 2, display response options in uppercase. Else, display response options in mixed case.

PQID: CIR24

SAS Variable: A3

Tags: Change Request

NCVS Redesign Field Test Condition 2 Questionnaire

**Question ID: A4**

Did the offender(s) TRY to hit you, grab you, knock you down or try to attack you in any way?

- |   |     |          |
|---|-----|----------|
| 1 | Yes | GO TO A7 |
| 2 | No  | GO TO A5 |

ASK Description: Respondents who reported being attacked or threatened with attack and not being hit, grabbed, or knocked to the ground.

ASK Specification: IF (A3 = 2 AND (A2b\_b != 1 AND A2c\_b != 1)) OR A3 = -9.

DISPLAY: If CONDITION = 2, display response options in uppercase. Else, display response options in mixed case.

PQID: CIR25 -modified

SAS Variable: A4

**Question ID: A5**

Did the offender(s) THREATEN to hit you, grab you, knock you down or threaten to attack you in any way?

- |   |     |          |
|---|-----|----------|
| 1 | Yes | GO TO A7 |
| 2 | No  | GO TO A6 |

ASK Description: Respondents who reported being attacked or threatened with attack and the offender(s) not trying to hit, grab, or knock the respondent to the ground.

ASK Specification: IF A4 = 2, -9.

DISPLAY: If CONDITION = 2, display response options in uppercase. Else, display response options in mixed case.

PQID: CIR26 - modified

SAS Variable: A5

**Question ID: A6**

What did the offender do? {Anything else?} (*MARK ALL THAT APPLY.*)

- 1 Took something without your permission
- 2 Tried to or threatened to take something
- 3 Argued with you or used abusive language
- 4 Broke in or tried to break in to your home
- 5 Broke in or tried to break in to your vehicle
- 6 Damaged or destroyed your property
- 7 Something else \_\_\_\_\_

ASK Description: Respondents who reported being attacked or threatened with attack and the offender(s) not threatening to hit, grab, or knock the respondent to the ground.

ASK Specification: IF A5 = 2, -9.

PROGRAM: Display text box and allow 250 character text response.

ROUTING INSTRUCTIONS: If (S\_T = 1 or S\_AT = 1), go to CI\_START.

Else if S\_T != 1 and S\_AT != 1, go to A10.

DISPLAY: Display in italics "MARK ALL THAT APPLY."

If CONDITION = 2, display "Anything else?". Else, do not display this text.

If CONDITION = 2, display response options in uppercase. Else, display response options in mixed case.

PQID: CIR27a - modified

SAS Variable: A6A, A6B, A6C, A6D, A6E, A6F, A6G, A6G\_Specify

Tags: Change Request, Choose-all-that-apply Item

NCVS Redesign Field Test Condition 2 Questionnaire

**Question ID: A7**

{Did/How did} the offender(s) TRY or THREATEN to attack you{ by.../?} (*MARK ALL THAT APPLY.*)

- 1 Saying they would attack or kill you
- 2 {Threatening you with a weapon}
- 3 {Trying to attack you with a weapon other than gun, knife or sharp object}}
- 4 Throwing something at you
- 5 Following you or surrounding you
- 6 Trying to choke you
- 7 Trying to hit, slap, knock down, grab, hold, trip, jump, or push you
- 8 Something else \_\_\_\_\_

ASK Description: Respondents who reported being attacked or threatened with attack.

ASK Specification: IF A4 = 1 OR A5 = 1.

PROGRAM: Display text box and allow 250 character text response.

ROUTING INSTRUCTIONS: If (S\_T= 1 or S\_AT= 1), go to CI\_START.

Else if S\_T != 1 and S\_AT != 1, go to A10.

DISPLAY: If CONDITION = 2, display "How did" and "?". Else, if CONDITION = 3, display "Did" and " by...".

Display in italics "MARK ALL THAT APPLY."

If A1 = 1, display "threatening you with a weapon". Else, do not display this response option.

If A2\_4 = 1 or A2\_5 = 1, display "trying to attack you with a weapon other than gun, knife or sharp object". Else, do not display this response option.

If CONDITION = 2, display response options in uppercase. Else, display response options in mixed case.

PQID: CIR28a - modified

SAS Variable: A7A, A7B, A7C, A7D, A7E, A7F, A7G, A7H, A7H\_Specify

Tags: Change Request, Choose-all-that-apply Item

**Box ID: A\_BOX3**

For A9A - A9G, display 'Yes' and 'No' columns with options for each response category.

Tags: Stem and Leaf screen

**Question ID: A9**

{Earlier you said the offender used physical force{ and had a weapon} during the incident.} Did the offender(s) {also} do any of the following?

- 1 Hit you, slap you, or knock you down
- 2 Grab, hold, trip, jump, or push you
- 3 Hit you with an object other than a gun
- 4 Throw something at you
- 5 Choke you
- 6 Do something else to attack you? (SPECIFY:)

\_\_\_\_\_

ASK Description: Respondents who reported the offender did not have a weapon or did not report whether the offender had a weapon or reported the offender tried to stab or cut them or did not report whether the offender stabbed or cut them and reported unwanted sexual contact involving force or reported the offender attacked them in any way.

ASK Specification: IF ((A1 = 2, -9 OR A2c\_a = 2, -9) AND (SA\_2A = 1 OR SA\_2E = 1 OR SA\_4A\_a = 1)) OR A3 = 1.

PROGRAM: Display text box and allow 250 character text response.

ROUTING INSTRUCTIONS: If (S\_T= 1 or S\_AT= 1), go to CI\_START.

Else if S\_T != 1 and S\_AT != 1, go to A10.

DISPLAY: If SA\_2A = 1 OR SA\_2E = 1 OR SA\_4A\_a = 1, display "Earlier you said... during the incident." Else, do not display this text.

If A1 = 1, display " and had a weapon" and "also". Else, do not display this text.

PQID: CIR29a modified

SAS Variable: A9A, A9B, A9C, A9D, A9E, A9F, A9F\_Specify

Tags: Change Request, Stem and Leaf screen

**Question ID: A10**

Did the offender steal or try to steal something that belonged to you during {this/the} incident?

- 1 Yes, stole something
- 2 Yes, tried to steal something
- 3 No

ASK Description: Respondents who reported a sexual attack, attack, attempted attack, or face-to-face threatened attack who did not already report a theft or attempted theft and reported whether the incident was an attack or threatened attack.

ASK Specification: IF (S\_A = 1 OR S\_ATA = 1 OR S\_TA = 1 OR S\_SA = 1) AND (S\_T != 1 AND S\_AT != 1) AND A0 != -9.

PROGRAM: If A10 = 1, set S\_T = 1. If A10 = 2, set S\_AT = 1.

DISPLAY: If more than 1 CIR, display "this". Else, display "the".

If CONDITION = 2, display response options in uppercase. Else, display response options in mixed case.

PQID: NEW

SAS Variable: A10

Tags: Change Request

## Consequences I: Injury

**Box ID: CI\_START**

Respondents with S\_A = 1 or S\_TA = 1 or S\_ATA = 1 or S\_SA = 1 are asked this module.

**Question ID: CI\_INTRO**

{The next questions ask/This section asks} about any injuries you may have had during this incident.

ASK Description: Respondents who reported being attacked or were threatened with attack face to face or someone tried to have unwanted sexual contact with them.

ASK Specification: IF S\_A = 1 OR ((S\_TA = 1 OR S\_ATA = 1) AND A8a != 0) OR S\_SA = 1.

DISPLAY: If CONDITION = 2, Display "The next questions ask".

Else, if CONDITION = 3, display "This section asks".

Tags: Change Request

**Question ID: CI1**

During {this/the} incident, {besides being} {shot} {and/or} {stabbed}, were you physically injured in any {other} way? {[READ FOR FIRST INCIDENT. READ ONLY IF NEEDED FOR INCIDENTS 2+:} Injuries include things such as bruises, black eyes, cuts, broken bones or more serious injuries.{}]

1 Yes

2 No

ASK Description: Respondents who reported being attacked or were threatened with attack face to face or someone tried to have unwanted sexual contact with them.

ASK Specification: IF S\_A = 1 OR ((S\_TA = 1 OR S\_ATA = 1) AND A8a != 0) OR S\_SA = 1.

PROGRAM: ROUTING INSTRUCTIONS: IF CI1 = 1, go to CI\_BOX0.

Else, go to CI\_BOX1.

DISPLAY: If more than one CIR, display "this". Else, display "the".

If A2b\_a = 1 or A2c\_a = 1, display "besides being" and "other". Else, do not display this text.

If A2b\_a = 1, display "shot". Else, do not display this text.

If A2c\_a = 1, display "stabbed". Else, do not display

If A2c\_a = 1 and A2c\_a = 1, display "and/or". Else, do not display this text.

If CONDITION = 2, display response options in uppercase. Else, display response options in mixed case.

If CONDITION = 2, display "[READ FOR FIRST INCIDENT. READ ONLY IF NEEDED FOR INCIDENTS 2+:" and "]". Else do not display this text.

PQID: CIR 31a, modified

SAS Variable: CI1

**Box ID: CI\_BOX0**

Go to CI2.



**Question ID: CI2**

Were you injured in any of these ways? (*MARK ALL THAT APPLY.*)

- 1 Broken or cracked bones
- 2 Broken nose
- 3 Dislocated joints
- 4 A concussion
- 5 Knocked unconscious
- 6 {Injury from sexual intercourse, such as to vagina or anus}
- 7 {Other internal injuries, such as internal bleeding or damage to internal organs}
- 8 Some other way

ASK Description: Respondents who reported being injured during the incident.

ASK Specification: IF CI1 = 1.

PROGRAM: ROUTING INSTRUCTIONS: If CI2\_8 = 1 or (CI2\_1 = 0 and CI2\_2 = 0 and CI2\_3 = 0 and CI2\_4 = 0 and CI2\_5 = 0 and CI2\_6 = 0 and CI2\_7 = 0 and CI2\_8 = 0), go to CI2a.

Else, if 12 <= UT\_AGE <= 55 and CI1 = 1 and (A3 = 1 or SA\_1A = 1 or SA\_1B = 1 or SA\_1C = 1 or SA\_1D = 1), go to CI3.

Else, go to CI6.

DISPLAY: Display in italics "MARK ALL THAT APPLY."

If SA\_1A = 1 or SA\_1B = 1 or SA\_1C = 1 or SA\_1D = 1, display CI2\_6 "injury from sexual intercourse, such as to vagina or anus". Else, do not display this response option.

If SA\_1A = 1 or SA\_1B = 1 or SA\_1C = 1 or SA\_1D = 1, display CI2\_7 "other internal injuries, such as internal bleeding or damage to internal organs". Else, do not display this response option.

PQID: CIR 31a, modified

SAS Variable: CI2\_1, CI2\_2, CI2\_3, CI2\_4, CI2\_5, CI2\_6, CI2\_7, CI2\_8

Tags: Change Request, Choose-all-that-apply Item

**Question ID: CI2a**

Were you injured in any of these other ways? (*MARK ALL THAT APPLY.*)

- 1 Bruising, swelling, welts, black eye
- 2 Bite mark or bite wound
- 3 Cuts or scratches
- 4 Sore muscles, sprains, strains, pulls
- 5 Burns
- 6 Nose bleed or bloody lip
- 7 Broken, chipped, or lost teeth
- 8 Other (SPECIFY:) \_\_\_\_\_

ASK Description: Respondents who reported being injured during the incident and reported being injured in some other way.

ASK Specification: IF CI1 = 1 AND (CI2\_8 = 1 OR (CI2\_1 = 0 AND CI2\_2 = 0 AND CI2\_3 = 0 AND CI2\_4 = 0 AND CI2\_5 = 0 AND CI2\_6 = 0 AND CI2\_7 = 0 AND CI2\_8 = 0)).

PROGRAM: Display text box and allow 250 character text response.

DISPLAY: Display in italics "MARK ALL THAT APPLY."

PQID: CIR 31a, modified

SAS Variable: CI2a\_1, CI2a\_2, CI2a\_3, CI2a\_4, CI2a\_5, CI2a\_6, CI2a\_7, CI2a\_8, CI2a\_8\_Specify

Tags: Change Request, Choose-all-that-apply Item

**Question ID: CI3**

Did you face any other physical consequences as a result of this victimization?

- 1 Yes (Specify) \_\_\_\_\_
- 2 No

ASK Description: Respondents who reported being injured during the incident and reported being injured in some other way.

ASK Specification: IF CI1 = 1 AND (CI2\_8 = 1 OR (CI2\_1 = 0 AND CI2\_2 = 0 AND CI2\_3 = 0 AND CI2\_4 = 0 AND CI2\_5 = 0 AND CI2\_6 = 0 AND CI2\_7 = 0 AND CI2\_8 = 0) OR ((UT\_AGE >= 12 AND UT\_AGE <= 55) AND CI1 = 1 AND (A3 = 1 OR SA\_1A = 1 OR SA\_1B = 1 OR SA\_1C = 1 OR SA\_1D = 1))).

PROGRAM: Display text box and allow 250 character text response.

ROUTING INSTRUCTIONS: If UT\_RESP\_GENDER = 2 and 12 <= UT\_AGE <= 55 and CI1 = 1 and (A3 = 1 or SA\_1A = 1 or SA\_1B = 1 or SA\_1C = 1 or SA\_1D = 1), go to CI3a. Else, go to CI6.

DISPLAY: If CONDITION = 2, display response options in uppercase. Else, display response options in mixed case.

PQID: NEW

SAS Variable: CI3, CI3\_Specify

Tags: Change Request

**Question ID: CI3a**

Were you pregnant at the time?

- 1 Yes
- 2 No

ASK Description: Female respondents between ages 12 and 55 who reported being attacked or unwanted sexual contact.

ASK Specification: IF UT\_RESP\_GENDER = 2 AND 12 <= UT\_AGE <= 55 and CI1 = 1 and (A3 = 1 or SA\_1A = 1 or SA\_1B = 1 or SA\_1C = 1 or SA\_1D = 1).

DISPLAY: If CONDITION = 2, display response options in uppercase. Else, display response options in mixed case.

PQID: CIR40

SAS Variable: CI3a

Tags: Change Request

**Question ID: CI6**

Did you receive any care from a medical or dental professional as a result of {this/the} incident?

- |   |     |               |
|---|-----|---------------|
| 1 | Yes | GO TO CI7     |
| 2 | No  | GO TO CI_BOX1 |

ASK Description: Respondents who reported being injured during this incident.

ASK Specification: IF CI1 = 1.

DISPLAY: If more than 1 CIR, display "this". Else, display "the".

If CONDITION = 2, display response options in uppercase. Else, display response options in mixed case.

PQID: CIR 33a, modified

SAS Variable: CI6

Tags: Change Request

**Question ID: CI7**

Did you receive this care at the location where the incident happened, somewhere else, or both?

- 1 Only where the incident happened
- 2 Only somewhere else
- 3 Both

ASK Description: Respondents who reported they received care from a medical or dental professional as a result of this incident.

ASK Specification: IF CI6 = 1.

PROGRAM: ROUTING INSTRUCTIONS: IF CI7 = 2, 3, GO TO CI7a.  
ELSE, GO TO CI10.

DISPLAY: If CONDITION = 2, display response options in uppercase. Else, display response options in mixed case.

PQID: CIR33b - modified

SAS Variable: CI7

**Question ID: CI7a**

Where did you receive this care? (*MARK ALL THAT APPLY.*)

- 1 AT YOUR HOME OR THE HOME OF A RELATIVE, FRIEND, OR NEIGHBOR
- 2 AT A HOSPITAL EMERGENCY ROOM (ER) OR AN EMERGENCY CLINIC
- 3 AT SOME OTHER KIND OF MEDICAL OR DENTAL PLACE
- 4 SOMEWHERE ELSE (specify) \_\_\_\_\_

ASK Description: Respondents who reported they received care from a medical or dental professional somewhere other than where the incident took place.

ASK Specification: IF CI7 = 2, 3.

PROGRAM: Display text box and allow 250 character text response.

ROUTING INSTRUCTIONS: If CI7aB = 1 or CI7aC = 1 or CI7aD = 1, go to CI8.

Else, go to CI\_BOX1.

DISPLAY: Display in italics "MARK ALL THAT APPLY."

If CONDITION = 2, display response options in uppercase. Else, display response options in mixed case.

PQID: CIR33b - modified

SAS Variable: CI7aA, CI7aB, CI7aC, CI7aD, CI7aD\_Specify

Tags: Choose-all-that-apply Item

**Question ID: CI8**

Did you stay overnight in the hospital?

- 1 Yes
- 2 No

ASK Description: Respondents who reported they received care for the incident at a hospital emergency room or clinic, or some other kind of medical/dental place, or somewhere else.

ASK Specification: IF CI7aB = 1 OR CI7aC = 1 OR CI7aD = 1.

PROGRAM: ROUTING INSTRUCTIONS: IF CI8 = 1, go to CI9.

Else, go to CI10.

DISPLAY: If CONDITION = 2, display response options in uppercase. Else, display response options in mixed case.

PQID: CIR 34a

SAS Variable: CI8

**Question ID: CI9**

How many nights did you stay in the hospital?

1 |\_\_|\_\_| nights

ASK Description: Respondents who stayed overnight at the hospital.

ASK Specification: IF CI8 = 1.

DISPLAY: If CONDITION = 2, display response options in uppercase. Else, display response options in mixed case.

PQID: CIR 34b, modified

SAS Variable: CI9

**Question ID: CI10**

Have you had any out-of-pocket expenses for your medical or dental care that you do not expect to get paid back from insurance or some other source?

- |              |               |
|--------------|---------------|
| 1 Yes        | GO TO CI11    |
| 2 No         | GO TO CI_BOX1 |
| 3 Don't know | GO TO CI_BOX1 |

ASK Description: Respondents who received care for the incident and stayed at the hospital overnight.

ASK Specification: IF CI6 = 1 AND (CI7 = 1, -9 OR CI7aB = 1 OR CI7aC = 1 OR CI7aD = 1).

DISPLAY: If CONDITION = 2, display response options in uppercase. Else, display response options in mixed case.

PQID: NEW

SAS Variable: CI10

Tags: Change Request

**Question ID: CI11**

How much were these out-of-pocket expenses?

- 1 Less than \$100
- 2 \$100 to less than \$500
- 3 \$500 to less than \$1000
- 4 \$1000 to less than \$5000
- 5 \$5000 or more

ASK Description: Respondents who reported out of pocket expenses for this incident.

ASK Specification: IF CI10 = 1.

PQID: NEW

SAS Variable: CI11

Tags: Change Request

**Box ID: CI\_BOX1**

If this incident involved theft or attempted theft of a motor vehicle, go to MV\_START.  
 Else, if this incident involved a break-in or attempted break-in, go to BI\_START.  
 Else, if this incident involved theft or attempted theft, go to T\_START.  
 Else, if this incident did not involve theft or attempted theft of a motor vehicle but involved theft or attempted theft of motor vehicle parts or gas, go to MV\_START.  
 Else, if this incident involved vandalized property, go to V\_START.

---

IF S\_MV = 1, GO TO MV\_START.  
 ELSE, IF S\_BI = 1, GO TO BI\_START.  
 ELSE, IF S\_T = 1 OR S\_AT = 1, GO TO T\_START.  
 ELSE, IF S\_MV != 1 AND S\_MVP = 1, GO TO MV\_START.  
 ELSE, IF S\_V = 1, GO TO V\_START.

Tags: Change Request

## What Happened: Module MV – Motor Vehicle Theft/Parts Theft/Attempted Theft

**Box ID: MV\_START**

Respondents with S\_MV = 1 or S\_MVP = 1 are asked this module.

If (S\_MV = 1 and (S\_01B1 = 1 and S\_01B2 = 1)) OR CIR2A = 1, go to MV1a.

Else, if S\_MV = 1, go to MV2a.

Else, if S\_MVP = 1 and (S\_02A1 = 1 OR S\_02A2 = 1) and S\_02A3 = 1, go to MV1b.

Else, if S\_MVP = 1, go to MV2b.

Else, go to MV\_BOX1.

**Question ID: MV1a**

You said someone stole or tried to steal a vehicle or used it without permission during {this/the} incident{ in {MONTH}}. Did the offender(s) actually take the vehicle?

1 Yes

2 No

ASK Description: Respondents who reported someone stole or tried to steal a vehicle.

ASK Specification: IF (S\_MV = 1 AND (S\_01B1 = 1 AND S\_01B2 = 1)) OR CIR2A = 1.

PROGRAM: If MV1a = 2, set S\_MV = NULL.

ROUTING INSTRUCTIONS: If MV1a = 1, 2, go to MV2a.

Else, if MV1a = -9 and S\_MVP = 1 and (S\_02A1 = 1 OR S\_02A2 = 1) and S\_02A3 = 1, go to MV1b.

Else, if S\_MVP = 1, go to MV2b.

Else, go to MV\_BOX1.

DISPLAY: If more than 1 CIR, display "this". Else, display "the".

If month was reported for the incident in the current loop, display { in {MONTH}}. For

"MONTH", display Month of incident in current loop. Display format – January. Else, if month was not reported for the incident in the current loop, do not display.

If CONDITION = 2, display response options in uppercase. Else, display response options in mixed case.

PQID: NEW

SAS Variable: MV1a



**Question ID: MV2a**

{You said someone {stole a vehicle or used it without permission/tried to steal a vehicle} during {this/the} incident{ in {MONTH}}}.} Who did the vehicle belong to?

- 1 You
- 2 Someone else you live with
- 3 Both you and someone else you live with
- 4 Someone you don't live with
- 5 Other \_\_\_\_\_

ASK Description: Respondents who reported someone stole or tried to steal a vehicle.

ASK Specification: IF S\_MV = 1 OR MV1a = 1, 2.

PROGRAM: Display text box and allow 250 character text response.

ROUTING INSTRUCTIONS: If S\_MVP = 1 and (S\_02A1 = 1 OR S\_02A2 = 1) and S\_02A3 = 1 and MV2a != 4, go to MV1b.

Else, if S\_MVP = 1 and MV2a != 4, go to MV2b.

Else, if MV1a = 1 (or MV1a was not asked) and MV2a != 4, go to MV3.

Else, if MV2a != 4, go to MV\_BOX1.

Else, if S\_MVP = 1, go to MV2b.

Else, go to MV\_BOX1.

DISPLAY: If S\_01B1 != 1 OR S\_01B2 != 1, display "You said someone ... incident { in {MONTH}}}." Else, do not display this text.

If S\_MV = 1, display "stole a vehicle or used it without permission".

Else, display "tried to steal a vehicle".

If more than 1 CIR, display "this". Else, display "the".

If month was reported for the incident in the current loop, display { in {MONTH}}}. For "MONTH", display Month of incident in current loop. Display format – January. Else, if month was not reported for the incident in the current loop, do not display this text.

PQID: CIR 97a, modified

SAS Variable: MV2a, MV2a\_Specify

Tags: Change Request

**Question ID: MV1b**

You said someone stole or tried to steal vehicle parts or gas during {this/the} incident {in {MONTH}}. Did the offender(s) actually take any vehicle parts or gas?

- 1 Yes
- 2 No

ASK Description: Respondents who reported someone stole or tried to steal vehicle parts.

ASK Specification: IF S\_MVP = 1 AND (S\_02A1 = 1 OR S\_02A2 = 1) AND S\_02A3 = 1.

PROGRAM: ROUTING INSTRUCTIONS: IF MV1b = 1, 2, GO TO MV2b.

ELSE, IF MV1b = -9 AND MV2a = 1, 2, 3, 5, -9, GO TO MV3.

ELSE, GO TO MV\_BOX1.

DISPLAY: If more than 1 CIR, display "this". Else, display "the".

If month was reported for the incident in the current loop, display { in {MONTH}}. For "MONTH", display Month of incident in current loop. Display format – January. Else, if month was not reported for the incident in the current loop, do not display.

If CONDITION = 2, display response options in uppercase. Else, display response options in mixed case.

PQID: NEW

SAS Variable: MV1b

**Question ID: MV2b**

{You said someone stole or tried to steal vehicle parts or gas during {this/the} incident{ in {MONTH}}}.} Who did the vehicle parts or gas belong to?

- 1 You
- 2 Someone else you live with
- 3 Both you and someone else you live with
- 4 Someone you don't live with
- 5 Other \_\_\_\_\_

ASK Description: Respondents who reported someone stole or tried to steal vehicle parts.

ASK Specification: IF S\_MVP = 1 AND (MV1b = 1, 2 OR (S\_02A1 != 1 AND S\_02A2 != 1) OR S\_02A3 != 1).

PROGRAM: Display text box and allow 250 character text response.

ROUTING INSTRUCTIONS:

If S\_MV = 1 and (MV1a = 1 or MV1a = NULL (was not asked)), go to MV3.

Else, go to MV\_BOX1.

DISPLAY: If (S\_02A1 != 1 AND S\_02A2 != 1) OR S\_02A3 != 1, display "You said someone ... incident {in {MONTH}}." Else, do not display this text.

If more than 1 CIR, display "this". Else, display "the".

If month was reported for the incident in the current loop, display { in {MONTH}}. For "MONTH", display Month of incident in current loop. Display format – January. Else, if month was not reported for the incident in the current loop, do not display.

PQID: CIR 97a, modified

SAS Variable: MV2b, MV2b\_Specify

Tags: Change Request

**Question ID: MV3**

Did anyone ever tell the offender(s) they could use the vehicle?

- |       |               |
|-------|---------------|
| 1 Yes | GO TO MV4     |
| 2 No  | GO TO MV_BOX1 |

ASK Description: Respondents who reported someone stole or tried to steal a vehicle and did not report the vehicle was not actually stolen or refuse to report whether or not the vehicle was actually stolen.

ASK Specification: IF S\_MV = 1 AND MV1a != 2,-9.

DISPLAY: If CONDITION = 2, display response options in uppercase. Else, display response options in mixed case.

PQID: CIR 98, modified

SAS Variable: MV3

**Question ID: MV4**

Did the offender(s) return the vehicle?

- 1 Yes
- 2 No

ASK Description: Respondents who reported anyone told the offender they could use the vehicle.

ASK Specification: IF MV3 = 1.

PROGRAM: ROUTING INSTRUCTIONS: If MV4 = 1 and S\_MV = 1 and S\_MVP != 1 and S\_T != 1 and S\_BI != 1 and S\_V != 1 and S\_A != 1 and S\_TA != 1 and S\_ATA != 1 and S\_SA != 1, go to NA\_BOX1.

Else, go to MV\_BOX1.

DISPLAY: If CONDITION = 2, display response options in uppercase. Else, display response options in mixed case.

PQID: CIR 99, modified

SAS Variable: MV4

**Box ID: MV\_BOX1**

If this incident involved a break-in or attempted break-in and the break in module has not yet been completed, go to BI\_START.

Else, if this incident involved theft and the theft module has not yet been completed, go to T\_START.

Else, if this incident involved vandalized property, go to V\_START.

Else, go to LO\_INTRO.

---

IF S\_BI = 1 AND BI1a = NULL, GO TO BI\_START.

ELSE, IF S\_T = 1 AND T2a\_1 = NULL, GO TO T\_START.

ELSE, IF S\_V = 1, GO TO V\_START.

ELSE, GO TO LO\_INTRO.

## What Happened: Module B – Break-ins

**Box ID: BI\_START**

Respondents with S\_BI = 1 are asked this module.

**Question ID: BI1**

You said someone broke in or tried to break in during {this/the} incident{ in {MONTH}}. Did someone break in or try to break into any of the following during this incident? (*MARK ALL THAT APPLY.*)

- 1 Your home?
- 2 A garage, shed, or other detached building on your property?
- 3 A second home or vacation home?
- 4 A hotel or motel room where you or someone you live with was staying?
- 5 A car or motor vehicle?
- 6 Some other place? (SPECIFY:)  
\_\_\_\_\_

ASK Description: Respondents who reported a break-in.

ASK Specification: IF S\_BI = 1.

PROGRAM: ROUTING INSTRUCTIONS: If BI1a = 1 OR BI1b = 1 OR BI1c = 1 OR BI1d = 1 OR BI1f = 1, go to BI2.

Else, go to BI\_BOX2.

DISPLAY: If more than 1 CIR, display "this". Else, display "the".

If month was reported for the incident in the current loop, display { in {MONTH}}. For "MONTH", display Month of incident in current loop. Display format – January. Else, if month was not reported for the incident in the current loop, do not display.

Display "MARK ALL THAT APPLY." in italics.

PQID: CIR10b, modified

SAS Variable: BI1a, BI1b, BI1c, BI1d, BI1e, BI1f, BI1f\_Specify

Tags: Change Request, Choose-all-that-apply Item

**Question ID: BI2**

{Excluding the motor vehicle, did/Did} the offender(s) actually get inside {any of these places}?

- 1 Yes
- 2 No

ASK Description: Respondents who reported a break-in of something other than a motor vehicle.

ASK Specification: IF BI1a = 1 OR BI1b = 1 OR BI1c = 1 OR BI1d = 1 OR BI1f = 1.

DISPLAY: If BI1e = 1 and (BI1a = 1 or BI1b = 1 or BI1c = 1 or BI1d = 1 or BI1f = 1), display "Excluding the motor vehicle, did". Else, display "Did".

If more than one BI1[a/b/c/d/f] = 1, display "any of these places". Else, do not display this text. If CONDITION = 2, display response options in uppercase. Else, display response options in mixed case.

PQID: CIR12, modified

SAS Variable: BI2

**Question ID: BI3**

Were there any signs that the offender(s) got in or tried to get in by force? *Signs of force include things like broken locks or windows.*

- 1 Yes GO TO BI4
- 2 No GO TO BI\_BOX2

ASK Description: Respondents who reported a break-in of something other than a motor vehicle.

ASK Specification: IF BI1a = 1 OR BI1b = 1 OR BI1c = 1 OR BI1d = 1 OR BI1f = 1.

DISPLAY: Display in italics "Signs of force... locks or windows."

If CONDITION = 2, display response options in uppercase. Else, display response options in mixed case.

PQID: CIR14, modified

SAS Variable: BI3

NCVS Redesign Field Test Condition 2 Questionnaire

**Question ID: BI4**

What were these signs?{ Anything else?} (*MARK ALL THAT APPLY.*)

- 1 A window was damaged
- 2 A window screen was damaged or removed
- 3 A lock on a window was damaged or tampered with
- 4 There was some other damage to a window
- 5 A door was damaged
- 6 A screen door was damaged or removed
- 7 A lock or a door handle was damaged or tampered with
- 8 There was some other damage to a door
- 9 Something else \_\_\_\_\_

ASK Description: Respondents who reported a break-in with signs of force.

ASK Specification: IF BI3 = 1.

PROGRAM: Display text box and allow 250 character text response.

DISPLAY: Display in italics, "MARK ALL THAT APPLY."

If CONDITION = 2, display " Anything else?". Else do not display.

If CONDITION = 2, display response options in uppercase. Else, if CONDITION = 3, display in mixed case.

PQID: CIR15a, modified

SAS Variable: BI41, BI42, BI43, BI44, BI45, BI46, BI47, BI48, BI49, BI49\_Specify

Tags: Change Request, Choose-all-that-apply Item

**Box ID: BI\_BOX2**

If this incident involved theft, go to T\_START.

Else, if this incident did not involve theft or attempted theft of a motor vehicle but involved theft or attempted theft of motor vehicle parts or gas, go to MV\_START.

Else, if this incident involved vandalized property, go to V\_START.

Else, go to LO\_INTRO.

---

IF S\_T = 1, GO TO T\_START.

ELSE, IF S\_MV != 1 AND S\_MVP = 1, GO TO MV\_START.

ELSE, IF S\_V = 1, GO TO V\_START.

ELSE, GO TO LO\_INTRO.

## What Happened: Module T – Theft

**Box ID: T\_START**

Respondents with S\_T = 1 are asked this module.

Tags: Change Request

**Box ID: T\_BOX1A**

IF S\_T = 1 AND (S\_03A1 = 1 OR S\_03A2 = 1 OR S\_03A3 = 1 OR S\_03A4 = 1 OR S\_03A5 = 1 OR S\_03A6 = 1 OR S\_03A7 = 1), go to T2a. Else, go to T2b.



**Question ID: T2a**

You said someone stole something from you during {this/the} incident{ in {MONTH of YEAR}}. What was stolen?{ Anything else?} (MARK ALL THAT APPLY.)

- 1 {CASH}
- 2 {CREDIT CARDS, A CHECK, OR BANK CARDS}
- 3 {A PURSE OR WALLET}
- 4 {A BACKPACK, BRIEFCASE, OR LUGGAGE}
- 5 {A CELL PHONE}
- 6 {A TABLET, A LAPTOP, OR OTHER PERSONAL ELECTRONICS}
- 7 {CLOTHING, FURS, OR SHOES}
- 8 {JEWELRY, A WATCH, OR KEYS}
- 9 {A TV, A COMPUTER, OR APPLIANCES}
- 10 {OTHER HOME FURNISHINGS, SUCH AS CHINA OR RUGS}
- 11 {A HANDGUN OR OTHER FIREARM}
- 12 {TOOLS, MACHINES, OR OFFICE EQUIPMENT}
- 13 {A BICYCLE OR BICYCLE PARTS}
- 14 {A GARDEN HOSE OR LAWN FURNITURE}
- 15 {TOYS, OR SPORTS AND RECREATION EQUIPMENT}
- 16 {SOMETHING YOU KEPT IN YOUR VEHICLE, SUCH AS A GPS DEVICE OR A PHONE CHARGER}
- 17 {A PACKAGE OR GROCERIES}
- 18 SOMETHING ELSE

ASK Description: Respondents who reported someone stole something.

ASK Specification: IF S\_T = 1 AND (S\_03A1 = 1 OR S\_03A2 = 1 OR S\_03A3 = 1 OR S\_03A4 = 1 OR S\_03A5 = 1 OR S\_03A6 = 1 OR S\_03A7 = 1).

PROGRAM: ROUTING INSTRUCTIONS:

If T2a\_18 = 1, go to T2b.

Else, if T2a\_1 = 1, go to T\_BOX3.

Else, go to T4.

## NCVS Redesign Field Test Condition 2 Questionnaire

DISPLAY: Display in italics, "MARK ALL THAT APPLY."

If more than 1 CIR, display "this". Else, display "the".

If month and year were reported for the incident in the current loop, display { in {MONTH of YEAR}}. For "MONTH" and "YEAR", display Month and Year of incident in current loop. Display format – January of 2018. Else, if month and year were not reported for the incident in the current loop, do not display.

If CONDITION = 2, display " Anything else?". Else, do not display this text.

If CONDITION = 2, display response options in uppercase. Else, if CONDITION = 3, display in mixed case.

If S\_03A1 = 1 OR S\_03A5 = 1, display options 1-6. Else, do not display these response options.

If S\_03A2 = 1 OR S\_03A3 = 1, display options 7 and 8. Else, do not display these response options.

If S\_03A3 = 1, display options 9-12. Else, do not display these response options.

If S\_03A4 = 1 OR S\_03A6 = 1, display options 13-15. Else, do not display these response options.

If S\_03A5 = 1, display options 16 and 17. Else, do not display these response options.

PQID: CIR96a - modified

SAS Variable: T2a\_1, T2a\_2, T2a\_3, T2a\_4, T2a\_5, T2a\_6, T2a\_7, T2a\_8, T2a\_9, T2a\_10, T2a\_11, T2a\_12, T2a\_13, T2a\_14, T2a\_15, T2a\_16, T2a\_17, T2a\_18

Tags: Change Request, Choose-all-that-apply Item

**Question ID: T2b**

{INSTRUCTION ONLY: INTERVIEWER CODE THE APPROPRIATE CATEGORIES./You said someone stole or tried to steal something else from you during {this/the} incident{ in {MONTH of YEAR}}}. What was stolen?} (MARK ALL THAT APPLY.)

- 1 {CASH}
- 2 {CREDIT CARDS, CHECK, BANK CARDS}
- 3 {PURSE/WALLET}
- 4 {BACKPACK, BRIEFCASE, LUGGAGE}
- 5 {CELL PHONE}
- 6 {OTHER PERSONAL AND PORTABLE ELECTRONICS}
- 7 {CLOTHING, FURS, SHOES}
- 8 {JEWELRY, WATCH, KEYS}
- 9 {TV, COMPUTER, APPLIANCES}
- 10 {OTHER HOME FURNISHINGS (SILVER, CHINA, ART OBJECTS, FURNITURE, RUGS, ETC.)}
- 11 {HANDGUN OR OTHER FIREARM}
- 12 {TOOLS, MACHINES, OFFICE EQUIPMENT}
- 13 {BICYCLE OR PARTS}
- 14 {GARDEN HOSE OR LAWN FURNITURE}
- 15 {TOYS, SPORTS, RECREATION EQUIPMENT}
- 16 {UNATTACHED MOTOR VEHICLE ACCESSORIES (GPS DEVICE, PHONE CHARGERS, ETC.)}
- 17 {A PACKAGE OR GROCERIES}
- 18 SOMETHING ELSE Specify: \_\_\_\_\_

ASK Description: Respondents who reported someone stole something else.

ASK Specification: IF T2a\_18 = 1 OR (S\_T = 1 AND S\_03A1 != 1 AND S\_03A2 != 1 AND S\_03A3 != 1 AND S\_03A4 != 1 AND S\_03A5 != 1 AND S\_03A6 != 1 AND S\_03A7 != 1).

PROGRAM: Display text box and allow 250 character text response.

ROUTING INSTRUCTIONS: If T2a\_1 = 1 or T2b\_1 = 1, go to T\_BOX3.  
Else, go to T4.

NCVS Redesign Field Test Condition 2 Questionnaire

DISPLAY: Display in italics, "MARK ALL THAT APPLY."

If CONDITION = 2, display "INSTRUCTION ONLY: INTERVIEWER CODE THE APPROPRIATE CATEGORIES."

Else, display "You said someone stole or tried to steal something else from you during {this/the} incident{ in {MONTH of YEAR}}. What was stolen?"

If more than 1 CIR, display "this". Else, display "the".

If month and year were reported for the incident in the current loop, display { in {MONTH of YEAR}}. For "MONTH" and "YEAR", display Month and Year of incident in current loop. Display format – January of 2018. Else, if month and year were not reported for the incident in the current loop, do not display.

If S\_03A1 !=1 AND S\_01E !=1 AND S02E !=1, display options 1-6. Else, do not display.

If S\_03A2 !=1, display options 7 and 8. Else, do not display.

If S\_03A3 !=1, display options 9-12. Else, do not display.

If S\_03A4 !=1 AND S\_03A6 !=1, display options 13-15. Else, do not display.

If S\_03A5 !=1 AND S\_01E !=1 AND S02E !=1, display options 16 and 17. Else, do not display.

If CONDITION = 2, display response options in uppercase. Else, if CONDITION = 3, display in mixed case.

PQID: CIR96a, modified

SAS Variable: T2b\_1, T2b\_2, T2b\_3, T2b\_4, T2b\_5, T2b\_6, T2b\_7, T2b\_8, T2b\_9, T2b\_10, T2b\_11, T2b\_12, T2b\_13, T2b\_14, T2b\_15, T2b\_16, T2b\_17, T2b\_18, T2b\_18\_SPECIFY

Tags: Change Request, Choose-all-that-apply Item

**Box ID: T\_BOX3**

If respondent is less than 18 years old, go to T3a.

If respondent is 18 years old or older, go to T3b.

---

If UT\_AGE < 18, go to T3a.

If UT\_AGE >= 18, go to T3b.

**Question ID: T3a**

How much cash was taken? {READ RESPONSES UNTIL R SAYS YES.}

- |   |                                  |          |
|---|----------------------------------|----------|
| 1 | Less than 10 dollars             | GO TO T4 |
| 2 | \$10 or more, but less than \$20 | GO TO T4 |
| 3 | \$20 or more, but less than \$30 | GO TO T4 |
| 4 | \$30 or more, but less than \$50 | GO TO T4 |
| 5 | \$50 or more                     | GO TO T4 |

ASK Description: Respondents who are less than 18 years old and reported cash was stolen.

ASK Specification: IF UT\_AGE < 18 and (T2a\_1 = 1 OR T2b\_1 = 1).

DISPLAY: If CONDITION = 2, display "READ RESPONSES UNTIL R SAYS YES.". Else, do not display this text.

PQID: CIR96e

SAS Variable: T3a

Tags: Change Request

**Question ID: T3b**

How much cash was taken? {READ RESPONSES UNTIL R SAYS YES.}

- |   |                                      |
|---|--------------------------------------|
| 1 | Less than 10 dollars                 |
| 2 | \$10 or more, but less than \$50     |
| 3 | \$50 or more, but less than \$200    |
| 4 | \$200 or more, but less than \$500   |
| 5 | \$500 or more, but less than \$1,000 |
| 6 | \$1,000 or more                      |

ASK Description: Respondents who are 18 years old or older and reported cash was stolen.

ASK Specification: IF UT\_AGE >= 18 and (T2a\_1 = 1 OR T2b\_1 = 1).

DISPLAY: If CONDITION = 2, display "READ RESPONSES UNTIL R SAYS YES.". Else, do not display this text.

PQID: CIR96e

SAS Variable: T3b

Tags: Change Request

**Question ID: T4**

Who did the stolen property or money belong to?

- 1 {RESPONDENT/You}
- 2 {SOMEONE RESPONDENT LIVES WITH/Someone else you live with}
- 3 {BOTH RESPONDENT AND SOMEONE ELSE S/HE LIVES WITH/Both you and someone else you live with}
- 4 {SOMEONE RESPONDENT DOESN'T LIVE WITH/Someone you don't live with}
- 5 {OTHER/OTHER (SPECIFY:) \_\_\_\_\_}

ASK Description: Respondents who reported someone stole something.

ASK Specification: IF S\_T = 1.

PROGRAM: Display text box and allow 250 character text response.

ROUTING INSTRUCTIONS: If T4 = 4 and S\_SA != 1 and S\_A != 1 and S\_MV != 1 and S\_MVP != 1 and S\_TA != 1 and S\_ATA != 1 and S\_V != 1 and S\_BI != 1, go to NA\_BOX1.

Else, if T4 != 4 and (T2a\_1 = 1 or T2a\_3 = 1 or T2a\_5 = 1 or T2b\_1 = 1 or T2b\_3 = 1 or T2b\_5 = 1), go to T5.

Else, if T4 != 4, go to T6.

Else, go to T\_BOX2.

DISPLAY: If CONDITION = 2, display in response option 1 "RESPONDENT"; in response option 2 "SOMEONE RESPONDENT LIVES WITH"; in response option 3 "BOTH RESPONDENT AND SOMEONE ELSE S/HE LIVES WITH"; in response option 4 "SOMEONE RESPONDENT DOSEN'T LIVE WITH"; in response option 5 "OTHER".

If CONDITION = 3, display in response option 1 "You "; in response option 2 "Someone else you live with"; in response option 3 "Both you and someone else you live with"; in response option 4 "Someone you don't live with"; in response option 5 "OTHER Specify: \_\_\_\_\_".

If CONDITION = 2, display response options in uppercase. Else, if CONDITION = 3, display in mixed case.

PQID: CIR97a, modified

SAS Variable: T4, T4\_Specify

Tags: Change Request

**Question ID: T5**

Was the {cash} {or} {purse or wallet} {or} {cell phone} on your person, such as in a pocket or being held?

- 1 Yes
- 2 No

ASK Description: Respondents who reported cash, a purse or wallet, or cell phone stolen.

ASK Specification: IF T4 != 4 AND (T2a\_1 = 1 OR T2a\_3 = 1 OR T2a\_5 = 1 or T2b\_1 = 1 or T2b\_3 = 1 or T2b\_5 = 1).

DISPLAY: If T2a\_1 = 1 or T2b\_1 = 1, display "cash". Else, do not display this text.

If T2a\_3 = 1 or T2b\_3 = 1, display "purse or wallet". Else, do not display this text.

If T2a\_5 = 1 or T2b\_5 = 1, "cell phone". Else, do not display this text.

Display "or" between fills if more than one is displayed.

If CONDITION = 2, display response options in uppercase. Else, display response options in mixed case.

PQID: CIR102a, modified

SAS Variable: T5

**Question ID: T6**

Was there anything {else} the offender(s) took directly from you, such as from your pocket or hands, or something that you were wearing?

- 1 Yes
- 2 No

ASK Description: Respondents who reported someone stole something that does belong the respondent or someone the respondent lives with.

ASK Specification: IF S\_T = 1 AND T4 != 4.

DISPLAY: If T2a\_1 = 1 OR T2a\_3 = 1 OR T2a\_5 = 1 or T2b\_1 = 1 or T2b\_3 = 1 or T2b\_5 = 1, display "else". Else, do not display this text.

If CONDITION = 2, display response options in uppercase. Else, display response options in mixed case.

PQID: CIR102b, modified

SAS Variable: T6

NCVS Redesign Field Test Condition 2 Questionnaire

**Box ID: T\_BOX2**

If this incident did not involve theft or attempted theft of a motor vehicle but involved theft or attempted theft of motor vehicle parts or gas, go to MV\_START.  
Else, if this incident involved vandalized property, go to V\_START.  
Else, go to LO\_INTRO.

---

IF S\_MV != 1 AND S\_MVP = 1, GO TO MV\_START.  
ELSE, IF S\_V = 1, GO TO V\_START.  
ELSE, GO TO LO\_INTRO.



## What Happened: Module V – Vandalism

**Box ID: V\_START**

Respondents with S\_V = 1 (but no other screener flags = 1) are asked this module.

ROUTING INSTRUCTIONS: If S\_V = 1 and S\_A != 1 and S\_TA != 1 and S\_T != 1 and S\_BI != 1 and S\_SA != 1 and S\_MV != 1 and S\_MVP != 1 AND S\_05A1 = 1, go to V1.

Else, if S\_V = 1 and S\_A != 1 and S\_TA != 1 and S\_T != 1 and S\_BI != 1 and S\_SA != 1 and S\_MV != 1 and S\_MVP != 1 AND SOLO\_HHM != 1, go to V3.

Else, go to LO\_INTRO.

Tags: Change Request

**Question ID: V1**

You said someone damaged or destroyed your property during {this/the} incident{ in {MONTH}}. What kind of property did the offender damage or destroy?{ Anything else?}(MARK ALL THAT APPLY.)

- 1 A vehicle (including parts)
- 2 Something inside your home or apartment
- 3 A mailbox
- 4 Something outside of your home or apartment, such as doors, windows, or walls
- 5 Fences, walls, gates or items in a garden
- 6 A garage, shed, greenhouse or other structure on your property
- 7 An animal such as a pet or livestock
- 8 Other \_\_\_\_\_

ASK Description: Respondents who reported their property was damaged or destroyed and did not report any other incident type.

ASK Specification: IF S\_V = 1 and S\_A != 1 and S\_TA != 1 and S\_T != 1 and S\_BI != 1 and S\_SA != 1 and S\_MV != 1 and S\_MVP != 1 AND S\_05A1 = 1.

PROGRAM: Display text box and allow 250 character text response.

DISPLAY: Display in italics "MARK ALL THAT APPLY."

If more than 1 CIR, display "this". Else, display "the".

If month was reported for the incident in the current loop, display { in {MONTH}}. For "MONTH", display Month of incident in current loop. Display format – January. Else, if month was not reported for the incident in the current loop, do not display.

If CONDITION = 2, display " Anything else?". Else, do not display this text.

If CONDITION = 2, display response options in uppercase. Else, if CONDITION = 3, display in mixed case.

PQID: 2009 Supplement, 61a

SAS Variable: V1\_1, V1\_2, V1\_3, V1\_4, V1\_5, V1\_6, V1\_7, V1\_8, V1\_8\_Specify

Tags: Change Request, Choose-all-that-apply Item

**Question ID: V2**

What kind of damage did the offender do? (*MARK ALL THAT APPLY.*)

- 1 Broke glass, such as a window or mirror
- 2 Defaced something, such as painting graffiti, or keyed a car
- 3 Burned something
- 4 Drove into or ran over something with a vehicle
- 5 Broke or destroyed something else
- 6 {Injured or killed animals}
- 7 Other \_\_\_\_\_

ASK Description: Respondents who reported their property was damaged or destroyed and did not report any other incident type.

ASK Specification: IF S\_V = 1 and S\_A != 1 and S\_TA != 1 and S\_T != 1 and S\_BI != 1 and S\_SA != 1 and S\_MV != 1 and S\_MVP != 1 AND S\_05A1 = 1.

PROGRAM: Display text box and allow 250 character text response.

ROUTING INSTRUCTIONS: IF SOLO\_HHM != 1, GO TO V3. ELSE, GO TO LO\_INTRO.

DISPLAY: Display "MARK ALL THAT APPLY." in italics.

If V1\_7 = 1, display "Injured or killed animals". Else, do not display this response option.

If CONDITION = 2, display response options in uppercase. Else, if CONDITION = 3, display in mixed case.

PQID: 2009 SUPPLEMENT, 62A

SAS Variable: V2\_1, V2\_2, V2\_3, V2\_4, V2\_5, V2\_6, V2\_7, V2\_7\_Specify

Tags: Change Request, Choose-all-that-apply Item

**Question ID: V3**

{You said someone injured or killed an animal during {this/the} incident{ in {MONTH}}.} Did the offender attack or threaten anyone (else) who was living with you during {this/the} incident?

- 1 Yes
- 2 No

ASK Description: Respondents who reported their property was damaged or destroyed or someone injured or killed an animal and did not report any other incident type and is not in a single-person household.

ASK Specification: IF S\_V = 1 and S\_A != 1 and S\_TA != 1 and S\_T != 1 and S\_BI != 1 and S\_SA != 1 and S\_MV != 1 and S\_MVP != 1 AND SOLO\_HHM != 1.

DISPLAY: If S\_05A2 = 1 and V1 = -9 and V2 = -9, display "You said someone...{ in {MONTH}}.". Else, do not display this text.

If more than 1 CIR, display "this". Else, display "the".

If month was reported for the incident in the current loop, display { in {MONTH}}. For "MONTH", display Month of incident in current loop. Display format – January. Else, if month was not reported for the incident in the current loop, do not display.

If CONDITION = 2, display response options in uppercase. Else, display response options in mixed case.

PQID: 2009 Supplement, 64a, modified

SAS Variable: V3

Tags: Change Request

**Question ID: V4**

Did the offender steal or try to steal something that belonged to anyone (else) who lived with you during {this/the} incident?

- 1 Yes
- 2 No

ASK Description: Respondents who reported their property was damaged or destroyed or someone injured or killed an animal and did not report any other incident type and is not in a single-person household.

ASK Specification: IF S\_V = 1 and S\_A != 1 and S\_TA != 1 and S\_T != 1 and S\_BI != 1 and S\_SA != 1 and S\_MV != 1 and S\_MVP != 1 AND SOLO\_HHM != 1.

DISPLAY: If more than 1 CIR, display "this". Else, display "the".

If CONDITION = 2, display response options in uppercase. Else, display response options in mixed case.

PQID: 2009 Supplement, 64a, modified

SAS Variable: V4

## Location Series

### Question ID: LO\_INTRO

The next questions ask about when and where {this/the} incident{ in {MONTH}} took place.

ASK Description: Respondents who reported an eligible incident.

ASK Specification: IF (S\_MV = 1 and MV4 != 1) or S\_MVP = 1 or (S\_T = 1 and T4 != 4) or S\_BI = 1 or S\_V = 1 or ((S\_A = 1 or S\_TA = 1 or S\_ATA = 1) and (A8a = 1 or A8a = NULL)) or (S\_SA = 1 and (SA\_4Ca1 = 1 or SA\_4Ca1 = NULL)).

DISPLAY: If more than 1 CIR, display "this". Else, display "the".

If month was reported for the incident in the current loop, display { in {MONTH}}. For "MONTH", display Month of incident in current loop. Display format – January. Else, do not display this text.

Tags: Change Request

### Question ID: LO\_T

About what time did the incident happen?

- 1 After 6am - 12 noon
- 2 After 12 noon - 3pm
- 3 After 3pm - 6pm
- 4 After 6pm - 9pm
- 5 After 9pm - midnight
- 6 After 12 midnight - 6am
- 7 During the day, but don't know what time
- 8 During the night, but don't know what time
- 9 Don't know whether day or night

ASK Description: Respondents who reported an eligible incident.

ASK Specification: IF (S\_MV = 1 and MV4 != 1) or S\_MVP = 1 or (S\_T = 1 and T4 != 4) or S\_BI = 1 or S\_V = 1 or ((S\_A = 1 or S\_TA = 1 or S\_ATA = 1) and (A8a = 1 or A8a = NULL)) or (S\_SA = 1 and (SA\_4Ca1 = 1 or SA\_4Ca1 = NULL)).

DISPLAY: If CONDITION = 2, display response options in uppercase. Else, display response options in mixed case.

PQID: NEW

SAS Variable: LO\_T

Tags: Change Request

NCVS Redesign Field Test Condition 2 Questionnaire

**Box ID: LO\_BOX1**

Respondents who have lived at their current address less than 6 months, at least 6 months, but less than 1 year, or did not report how long they have lived at their current address, go to CIR1A.

Else, respondents who reported someone broke into or vandalized their vehicle, go to LO\_1. Else, go to LO\_3.

---

If PC2 = 1, 2, -9 or PC1\_YEARS < 1, go to CIR1A.

ELSE, IF BI1e = 1 OR V1\_1 = 1 OR S\_MV = 1 OR S\_MVP = 1, GO TO LO\_1.

Else, go to LO\_3.

**Question ID: CIR1A**

Did this incident happen while you were living at your current address, or before you moved to this address?

- 1 While living at current address
- 2 Before moving to this address

ASK Description: Respondents who reported an eligible incident and have lived at their current address less than 6 months, at least 6 months, but less than 1 year, or did not report how long they have lived at their current address.

ASK Specification: IF ((S\_MV = 1 and MV4 != 1) or S\_MVP = 1 or (S\_T = 1 and T4 != 4) or S\_BI = 1 or S\_V = 1 or ((S\_A = 1 or S\_TA = 1 or S\_ATA = 1) and (A8a = 1 or A8a = NULL)) or (S\_SA = 1 and (SA\_4Ca1 = 1 or SA\_4Ca1 = NULL))) and (PC2 = 1, 2, -9 or PC1\_YEARS < 1).

DISPLAY: If CONDITION = 2, display response options in uppercase. Else, display response options in mixed case.

SAS Variable: CIR1A

**Box ID: LO\_BOX2**

Respondents who reported someone broke into or vandalized their vehicle, go to LO\_1.

Else, respondents who reported a break-in at a second home, a hotel or motel room, or some other place, go to LO\_BOX4.

Else, respondents who reported an incident involving theft, a break-in, vandalism, an attack, or unwanted sexual contact, go to LO\_3.

Else, go to PR\_BOX1.

---

If BI1e = 1 OR V1\_1 = 1 OR S\_MV = 1 OR S\_MVP = 1, GO TO LO\_1

Else, if BI1c = 1 or BI1d = 1 or BI1f = 1, go to LO\_1.

Else, if S\_T = 1 OR S\_AT = 1 OR S\_BI = 1 OR S\_V = 1 OR S\_A = 1 OR S\_TA = 1 OR S\_SA = 1, go to LO\_3.

Else, go to PR\_BOX1.

NCVS Redesign Field Test Condition 2 Questionnaire

**Question ID: LO\_1**

Where was the vehicle when this happened?{(READ UNTIL RESPONDENT PICKS ONE)}

- 1 On your property, such as your driveway or garage
- 2 {In your building's garage or parking lot}
- 3 In some other garage or parking lot
- 4 On the street near where you live
- 5 On the street but not near where you live
- 6 Somewhere else

ASK Description: Respondents who reported someone broke into or vandalized their vehicle.

ASK Specification: IF BI1e = 1 OR V1\_1 = 1 OR (S\_MV = 1 AND MV4 != 1) OR S\_MVP = 1.

DISPLAY: If PC3a = 1, display response option 2 "In your building's garage or parking lot". Else, do not display.

If CONDITION = 2, display " (READ UNTIL RESPONDENT PICKS ONE)". Else, do not display.

PQID: NEW

SAS Variable: LO\_1

Tags: Change Request

**Box ID: LO\_BOX3**

Respondents who reported someone broke into or vandalized their vehicle while it was on their property, in their building's garage or parking lot, or on the street near where they live before they moved to their new address, or respondents who reported someone broke into or vandalized their vehicle in some other garage or parking lot, on a street not near where they live, or somewhere else, go to LO\_BOX4.

Else, respondents who reported someone broke into or vandalized their vehicle while it was on their property, in their building's garage or parking lot, or on the street near where they live, go to PR\_BOX1.

Else, respondents who reported an incident that does not involve theft of a motor vehicle or theft of motor vehicle parts, go to LO\_3.

Else, go to PR\_BOX1.

---

If (LO\_1 = 1, 2, 4 and CIR1A = 2) or LO\_1 = 3, 5, 6, go to LO\_BOX4.

Else, if LO\_1 = 1, 2, 4, go to PR\_BOX1.

Else, if S\_MV != 1 and S\_MVP != 1 and (S\_T = 1 or S\_BI = 1 or S\_V = 1 or S\_A = 1 or S\_TA = 1 or S\_ATA = 1 or S\_SA = 1), go to LO\_3.

Else, go to PR\_BOX1.

**Question ID: LO\_3**

Where did {this/the} incident happen?

- 1 Inside your home
- 2 {In a common area where you live, such as a stairwell, hallway, or storage area}
- 3 On your porch, lawn, garage, or other part of {your/your building's} property
- 4 Inside somewhere else where you were staying overnight or longer
- 5 {At your place of work}
- 6 {At school, on school property, or on a school bus}
- 7 {In a campus building such as a classroom or a lab}
- 8 Somewhere else

ASK Description: Respondents whose incident does not involve theft of a motor vehicle or theft of motor vehicle parts.

ASK Specification: IF BI1e != 1 AND V1\_1 != 1 AND S\_MV != 1 AND S\_MVP != 1 AND ((S\_T = 1 and T4 != 4) or S\_BI = 1 or S\_V = 1 or ((S\_A = 1 or S\_TA = 1 or S\_ATA = 1) and (A8a = 1 or A8a = NULL)) or (S\_SA = 1 and (SA\_4Ca1 = 1 or SA\_4Ca1 = NULL))).

DISPLAY: If more than 1 CIR, display "this". Else, display "the".

If PC3a = 1, display response option 2. Else, do not display.

If PC3a = 1, display "your building's" in response option 3. Else, display "your".

If UT\_AGE >= 16, display response option 5. Else, do not display.

If UT\_AGE <= 18 and RSTUDENT = 1, display response option 6. Else, do not display.

If CSTUDENT = 1, display response option 7. Else, do not display.

If CONDITION = 2, display all categories in uppercase. Else, if CONDITION = 3, display in mixed case.

PQID: CIR10a modified

SAS Variable: LO\_3

Tags: Change Request



**Box ID: LO\_BOX4**

Respondents who reported the incident happened in their home, in a common area where they live, or on their property and reported this incident involved the theft of motor vehicle parts or gas, go to LO1\_1.

Else, respondents who reported the incident happened in their home, in a common area where they live, or on their property and are campus students, go to LO\_5a.

Else, respondents who reported the incident happened in their home, in a common area where they live, or on their property, go to PR\_BOX1.

Else, go to LO1\_1.

---

If LO\_3 = 1, 2, 3 and S\_MVP = 1, go to LO1\_1.

Else, if LO\_3 = 1, 2, 3 and CSTUDENT = 1, go to LO\_5a.

Else, if LO\_3 = 1, 2, 3, go to PR\_INTRO.

Else, go to LO1\_1.

Tags: Change Request

**Question ID: LO1\_1**

Did this happen in the city, town or village where you live (now)?

1 Yes

2 No

ASK Description: Respondents who reported this incident occurred outside of their home or vehicle.

ASK Specification: If (LO\_1 = 1, 2, 4 AND CIR1A = 2) OR LO\_1 = 3, 5, 6, -9 OR (LO\_3 = 1, 2, 3 AND S\_MVP = 1) OR LO\_3 = 4, 5, 6, 7, 8, -9.

DISPLAY: If CONDITION = 2, display response options in uppercase. Else, display response options in mixed case.

PQID: CIR7a, modified

SAS Variable: LO1\_1

**Box ID: LO\_BOX5**

Respondents who reported the incident happened in a garage not near where they live and reported the incident happened near where they live and they are a campus student, go to LO\_5a.

Else, respondents who reported the incident happened in the city, town or village where they live now and reported the incident happened near where they live or inside their home, a common area where they live, on their property, or at their place of work, go to LO8.

Else, respondents who reported the incident happened in the city, town or village where they live now and reported the incident happened on school property or on a school bus, go to LO3.

Else, respondents who reported the incident happened in the city, town or village where they live now, go to LO2.

Else, go to LO1\_1a.

If LO1\_1 = 1 and LO\_1 = 1, 2, 3, 4 and CSTUDENT = 1, go to LO\_5a.

Else, if LO1\_1 = 1 and (LO\_1 = 1, 2, 3, 4 or LO\_3 = 1, 2, 3, 5), go to LO8.

Else, if LO1\_1 = 1 and LO\_3 = 6, go to LO3.

Else, if LO1\_1 = 1, go to LO2.

Else, go to LO1\_1a.

Tags: Change Request

**Question ID: LO1\_1a**

Did this happen in the U.S. or in another country?

- |                      |                |
|----------------------|----------------|
| 1 In the U.S.        | GO TO LO1_1b   |
| 2 In another country | GO TO PR_INTRO |

ASK Description: Respondents who reported this incident did not happen in their hometown.

ASK Specification: IF LO1\_1 = 2, -9.

DISPLAY: If CONDITION = 2, display response options in uppercase. Else, display response options in mixed case.

PQID: CIR7a, modified

SAS Variable: LO1\_1a

**Question ID: LO1\_1b**

Did this happen on an American Indian Reservation or on American Indian Lands?

- 1 Yes
- 2 No

ASK Description: Respondents who reported the incident occurred within the U.S.

ASK Specification: IF LO1\_1a = 1.

DISPLAY: If CONDITION = 2, display response options in uppercase. Else, display response options in mixed case.

PQID: CIR9

SAS Variable: LO1\_1b

**Box ID: LO\_BOX6**

Respondents who reported the incident happened in a garage not near where they live or the incident happened inside their home, a common area where they live, on their property, or at their place of work, go to LO8.  
Else, respondents who reported the incident happened on school property or on a school bus, go to LO3.  
Else, go to LO2.

---

If LO\_1 = 3 or LO\_3 = 1, 2, 3, 5, go to LO8.  
Else, if LO\_3 = 6, go to LO3.  
Else, go to LO2.

Tags: Change Request

**Question ID: LO2**

Which of the following BEST describes where this happened . . . { READ UNTIL RESPONDENT PICKS ONE.}

- 1 At, in, or near someone else's home
- 2 At a business, such as a store, restaurant, bar, or office building
- 3 At a public building, such as a hospital or library
- 4 In a parking lot or garage
- 5 In an open area, on the street, or on public transportation
- 6 Or somewhere else? (SPECIFY:) \_\_\_\_\_

ASK Description: Respondents who reported this incident did not happen at home or at school.

ASK Specification: IF (LO1\_1 = 1 AND ((LO\_1 != 3 OR CSTUDENT != 1) AND ((LO\_1 != 3 AND LO\_3 != 1, 2, 3, 5) AND LO\_3 != 6))) OR (LO1\_1a = 1 AND (LO\_1 != 3 OR CSTUDENT != 1) AND LO\_1 != 3 AND LO\_3 != 1, 2, 3, 5 AND LO\_3 != 6).

PROGRAM: Display text box and allow 250 character text response.

ROUTING INSTRUCTIONS: If LO2 = 2, go to LO2e.

Else, if (12 <= UT\_AGE < 18 or CSTUDENT = 1) and LO\_3 != 6, 7, go to LO\_4.

Else, go to LO8.

DISPLAY: If CONDITION = 2, display " READ UNTIL RESPONDENT PICKS ONE". Else, do not display.

PQID: CIR10a, modified

SAS Variable: LO2, LO2\_SPECIFY

Tags: Change Request

**Question ID: LO\_4**

Did {this/the} incident occur when you were on the way to or from school?

- |       |           |
|-------|-----------|
| 1 Yes | GO TO LO8 |
| 2 No  | GO TO LO8 |

ASK Description: Respondents who are aged 12 to 18 or are a student and reported this incident did not happen at school or on campus.

ASK Specification: IF LO2 = 1, 3, 4, 5, 6, -9 AND (12 <= UT\_AGE < 18 OR CSTUDENT = 1) AND LO\_3 != 6, 7.

DISPLAY: If more than 1 CIR, display "this". Else, display "the".

If CONDITION = 2, display response options in uppercase. Else, display response options in mixed case.

PQID: CIR135a, modified

SAS Variable: LO\_4

**Question ID: LO\_2e**

At what type of a business did {this/the} incident happen?

- |   |                              |           |
|---|------------------------------|-----------|
| 1 | A restaurant, bar, nightclub | GO TO LO8 |
| 2 | A bank                       | GO TO LO8 |
| 3 | A gas station                | GO TO LO8 |
| 4 | A store or shopping mall     | GO TO LO8 |
| 5 | An office                    | GO TO LO8 |
| 6 | A factory or warehouse       | GO TO LO8 |
| 7 | Other (specify) _____        | GO TO LO8 |

ASK Description: Respondents who reported this incident happened at a business.

ASK Specification: IF LO2 = 2.

PROGRAM: Display text box and allow 250 character text response.

DISPLAY: If more than 1 CIR, display "this". Else, display "the".

If CONDITION = 2, display response options in uppercase. Else, if CONDITION = 3, display in mixed case.

PQID: CIR10e, modified

SAS Variable: LO\_2e, LO\_2e\_SPECIFY

Tags: Change Request

**Question ID: LO3**

You said this happened at school. Did this happen inside a school building or somewhere else on school property {[READ FOR FIRST INCIDENT. READ ONLY IF NEEDED FOR INCIDENTS 2+: such as a /({}school parking area, play area, school bus, etc{/})?}

- |   |  |           |
|---|--|-----------|
| 1 | Inside a school building   | GO TO LO4 |
| 2 | On school property outside the school building<br>(school parking area, play area, school bus, etc.) | GO TO LO8 |
| 3 | Other (specify) _____  | GO TO LO8 |

ASK Description: Respondents who reported this incident happened at school and did not involve a motor vehicle theft.

ASK Specification: IF S\_MV != 1 AND LO\_3 = 6.

PROGRAM: Display text box and allow 250 character text response.

DISPLAY: If CONDITION = 2, display response options in uppercase. Else, display response options in mixed case.

If CONDITION = 2, display "[READ FOR FIRST INCIDENT. READ ONLY IF NEEDED FOR INCIDENTS 2+: such as a " and "]". Else, display "(" and ")?"

PQID: CIR 10g, modified

SAS Variable: LO3, LO3\_SPECIFY

**Question ID: LO4**

Was it your school?

1 Yes

GO TO LO8

2 No

GO TO LO8

ASK Description: Respondents who reported the incident occurred inside a school building.

ASK Specification: IF LO3 = 1.

DISPLAY: If CONDITION = 2, display response options in uppercase. Else, display response options in mixed case.

PQID: CIR17a

SAS Variable: LO4

**Question ID: LO\_5a**

Did this happen on a college or university campus?

1 Yes

2 No

ASK Description: Respondents who are students and reported their vehicle was broken into or vandalized on their property, in their building's garage or parking lot, in some other garage or parking lot, or on the street where they live or reported the incident occurred in their home, in a common area, or on their property.

ASK Specification: IF CSTUDENT = 1 AND (LO\_1 = 3 OR LO\_3 = 1, 2, 3).

PROGRAM: ROUTING INSTRUCTIONS: If LO\_5a = 1, go to LO\_5.

Else, if (LO\_3 = 1, 2, 3 OR CIR1A = 2), go to LO8.

Else, go to PR\_BOX1.

DISPLAY: If CONDITION = 2, display response options in uppercase. Else, display response options in mixed case.

PQID: NEW

SAS Variable: LO\_5a

Tags: Change Request

**Question ID: LO\_5**

Where did this happen?

- |   |  |               |
|---|--|---------------|
| 1 | In or on the property of a residence hall or dorm                        | GO TO PR_BOX1 |
| 2 | In or on the property of a fraternity or sorority house                  | GO TO PR_BOX1 |
| 3 | In or on the property of other residential housing around the university | GO TO PR_BOX1 |
| 4 | Somewhere else on campus   | GO TO PR_BOX1 |

ASK Description: Respondents who reported this incident occurred on a college or university campus.

ASK Specification: IF LO\_5a = 1.

SAS Variable: LO\_5

Tags: Change Request

**Question ID: LO8**

How far from your home was it . . .

- 1 A mile or less
- 2 More than a mile up to five miles
- 3 More than 5 miles up to fifty miles
- 4 More than 50 miles

ASK Description: Respondents who reported this incident occurred outside of their home or vehicle.

ASK Specification: IF (LO1\_1 = 1 AND LO\_3 = 6) OR (LO2 = 1, 2, 3, 4, 5, 6, -9) OR ((LO\_1 = 3, 5, 6, -9 OR (LO\_3 = 1, 2, 3 AND S\_MVP =1) OR LO\_3 = 4, 5, 6, 7, 8, -9) AND LO1\_1 = 1 AND (LO\_1 = 3 or LO\_3 = 1, 2, 3, 5)) OR (LO1\_1a = 1 AND (LO\_1 = 1, 2, 3, 4 or LO\_3 = 1, 2, 3, 5)).

PQID: CIR19, modified

SAS Variable: LO8

## Presence Series

**Box ID: PR\_BOX1**

Respondents who reported an incident that involved unwanted sexual contact or an attack of any kind, go to VO\_INTRO.  
Else, go to PR\_INTRO.

If S\_SA = 1 or S\_A = 1 or S\_TA = 1, go to VO\_INTRO.  
Else, go to PR\_INTRO.

**Question ID: PR\_INTRO**

The next questions ask about who was there when {this/the} incident{ in {MONTH}} took place.

ASK Description: Respondents who reported an eligible incident that did not involve unwanted sexual contact or an attack of any kind.

ASK Specification: IF S\_SA != 1 AND S\_A != 1 AND S\_TA != 1 AND ((S\_MV = 1 AND MV4 != 1) OR S\_MVP = 1 OR (S\_T = 1 AND T4 != 4) OR S\_BI = 1 OR S\_V = 1).

DISPLAY: If more than 1 CIR, display "this". Else, display "the".

If month was reported for the incident in the current loop, display { in {MONTH}}. For "MONTH", display Month of incident in current loop. Display format – January. Else, if month was not reported for the incident in the current loop, do not display.

**Question ID: PR1**

Did you{ or anyone you live with} see, hear, or have any contact with the offender(s) as the incident was happening?

- 1 Yes
- 2 No

ASK Description: Respondents who reported an eligible incident that did not involve unwanted sexual contact or an attack of any kind.

ASK Specification: IF S\_SA != 1 AND S\_A != 1 AND S\_TA != 1 AND ((S\_MV = 1 AND MV4 != 1) OR S\_MVP = 1 OR (S\_T = 1 AND T4 != 4) OR S\_BI = 1 OR S\_V = 1).

PROGRAM: ROUTING INSTRUCTIONS: If PR1 = 1 and SOLO\_HHM != 1, go to PR2.  
Else, if PR1 = 1, go to PR3.  
Else, go to VO\_INTRO.

DISPLAY: If SOLO\_HHM != 1, display " or anyone you live with". Else, do not display this text.  
If CONDITION = 2, display response options in uppercase. Else, display response options in mixed case.

PQID: CIR20a, modified

SAS Variable: PR1



NCVS Redesign Field Test Condition 2 Questionnaire

**Question ID: PR2**

Who saw, heard, or had contact with the offender(s) as the incident was happening? (*MARK ALL THAT APPLY.*)

- 1 {RESPONDENT/You}
- 2 {ONLY SOMEONE RESPONDENT LIVES WITH/Someone you live with}
- 3 {SOMEONE RESPONDENT DOES NOT LIVE WITH/Someone you do not live with}

ASK Description: Respondents who reported they or anyone they live with saw, heard, or had any contact with the offender(s) as the incident was happening and do not live alone.

ASK Specification: IF PR1 = 1 AND SOLO\_HHM != 1.

PROGRAM: ROUTING INSTRUCTIONS: IF PR2\_1 = 1, go to PR3.  
Else, go to VO\_INTRO.

DISPLAY: Display in italics "MARK ALL THAT APPLY."

If CONDITION = 2 display in response option 1 "RESPONDENT"; display in response option 2 "ONLY SOMEONE RESPONDENT LIVES WITH"; display in response option 3 "SOMEONE RESPONDENT DOES NOT LIVE WITH".

Else, if CONDITION = 3, display in response option 1 "You"; display in response option 2 "Someone you live with"; display in response option 3 "Someone you do not live with".

PQID: CIR20b, modified

SAS Variable: PR2\_1, PR2\_2, PR2\_3

Tags: Change Request, Choose-all-that-apply Item

**Question ID: PR3**

Did the offender(s) have a weapon such as a gun or knife, or something to use as a weapon, such as a baseball bat, scissors, or a stick?

- 1 Yes
- 2 No

ASK Description: Respondents who reported that they or anyone they live with saw, heard, or had contact with the offender(s) as the incident was happening and they live alone or they saw, heard or had contact with the offender(s) as the incident was happening.

ASK Specification: IF PR1 = 1 AND (SOLO\_HHM = 1 OR PR2\_1 = 1).

DISPLAY: If CONDITION = 2, display response options in uppercase. Else, display response options in mixed case.

PQID: CIR22

SAS Variable: PR3

## Victim-Offender Relationship

### Question ID: VO\_INTRO

This section asks what you know about the offender(s).

ASK Description: Respondents who reported an incident.

ASK Specification: IF (S\_MV = 1 AND MV4 != 1) OR S\_MVP = 1 OR (S\_T = 1 AND T4 != 4) OR S\_BI = 1 OR S\_V = 1 OR ((S\_A = 1 OR S\_TA = 1 OR S\_ATA = 1) AND (A8a = 1 OR A8a = NULL) OR (S\_SA = 1 AND (SA\_4Ca1 = 1 OR SA\_4Ca1 = NULL))).

### Question ID: VO1

{To the best of your knowledge, was/Was} the incident committed by only one or by more than one offender?

- 1 One
- 2 More than one
- 3 {Don't know}

ASK Description: Respondents who reported an incident.

ASK Specification: IF (S\_MV = 1 AND MV4 != 1) OR S\_MVP = 1 OR (S\_T = 1 AND T4 != 4) OR S\_BI = 1 OR S\_V = 1 OR ((S\_A = 1 OR S\_TA = 1 OR S\_ATA = 1) AND (A8a = 1 OR A8a = NULL) OR (S\_SA = 1 AND (SA\_4Ca1 = 1 OR SA\_4Ca1 = NULL))).

PROGRAM: ROUTING INSTRUCTIONS: If VO1 = -9, go to VO1a.

Else, if VO1 = 3, go to VO2.

Else, go to VO1b.

DISPLAY: If PR1 = 2 OR PR2\_1 != 1, display "To the best of your knowledge, was". Else, display "Was".

If PR1 = 2, display response option 3 "Don't know". Else, do not display.

If CONDITION = 2, display response options in uppercase. Else, display response options in mixed case.

PQID: CIR60

SAS Variable: VO1

Tags: Change Request

**Question ID: VO1a**

To the best of your knowledge, was the incident committed by only one or by more than one offender?

- 1 One
- 2 More than one
- 3 Don't know

ASK Description: Respondents who did not answer whether the incident was committed by only one or by more than one offender.

ASK Specification: IF VO1 = -9.

PROGRAM: ROUTING INSTRUCTIONS: If VO1a = 3,-9, go to VO2.  
Else, go to VO1b.

DISPLAY: If CONDITION = 2, display response options in uppercase. Else, display response options in mixed case.

SAS Variable: VO1a

Tags: Change Request

**Question ID: VO1b**

Do you know who {the offender was/the offenders were}?

- 1 Yes
- 2 No

ASK Description: Respondents who reported there were one or more offenders.

ASK Specification: IF VO1 = 1, 2 OR VO1a = 1, 2.

PROGRAM: ROUTING INSTRUCTIONS: If VO1b = 2, -9, go to VO2.  
Else, go to VO\_BOX1.

DISPLAY: If VO1 = 1 OR VO1a = 1, display "the offender was".  
Else, display "the offenders were".

If CONDITION = 2, display response options in uppercase. Else, display response options in mixed case.

PQID: CIR 61, modified

SAS Variable: VO1b

NCVS Redesign Field Test Condition 2 Questionnaire

**Question ID: VO2**

Do you know anything about {the offender/any of the offenders}, such as whether they were young or old, male or female, etc.?

- 1 Yes
- 2 No

ASK Description: Respondents who don't know or did not report whether the incident was committed by only one or by more than one offender or do not know who the offender(s) was/were.

ASK Specification: IF VO1 = 3 OR VO1a = 3, -9 OR VO1b = 2, -9.

PROGRAM: ROUTING INSTRUCTIONS: If VO2 = 1, go to VO\_BOX1.  
Else, go to OC\_BOX1.

DISPLAY: If VO1 = 1 OR VO1a = 1, display "the offender". Else, display "any of the offenders".  
If CONDITION = 2, display response options in uppercase. Else, display response options in mixed case.

PQID: CIR 61, modified

SAS Variable: VO2

**Box ID: VO\_BOX1**

IF S\_A = 1 or S\_TA = 1 or S\_SA = 1, go to VO\_BOX2. Else, go to VO3.

NCVS Redesign Field Test Condition 2 Questionnaire

**Question ID: VO3**

{How did you learn what you know about the offender{s}?/How did you find out who the {offender was/offenders were}??} (*MARK ALL THAT APPLY.*)

- 1 You saw or heard the offender(s)
- 2 Someone you live with saw or heard the offender(s)
- 3 Someone else saw or heard the offender(s)
- 4 You figured it out yourself
- 5 The police told you
- 6 The offender(s) admitted it
- 7 The offender(s) had threatened to do it, or had done it before
- 8 {The stolen item(s) were found on the offender(s) or at the offender(s) home}
- 9 Other - specify \_\_\_\_\_

ASK Description: Respondents who reported they know something about the offender(s) and did not report an attack, threatened attack, attack with a weapon, or unwanted sexual contact as part of this incident.

ASK Specification: IF (VO1b = 1, -9 OR VO2 = 1) AND S\_A != 1 AND S\_TA != 1 AND S\_SA != 1.

PROGRAM: Display text box and allow 250 character text response.

DISPLAY: If VO2 = 1, display "How did you learn what you know about the offender{s}?". Else, display "How did you find out who the {offender was/offenders were}?".

If VO1 = 1, display "offender was". Else, display "s" or "offenders were".

Display "MARK ALL THAT APPLY." in italics.

If S\_MV = 1 or S\_MVP = 1 or S\_T = 1, display option 8 "The stolen... home". Else, do not display.

PQID: CIR 58a

SAS Variable: VO3\_1, VO3\_2, VO3\_3, VO3\_4, VO3\_5, VO3\_6, VO3\_7, VO3\_8, VO3\_9, VO3\_9\_SPECIFY

Tags: Change Request, Choose-all-that-apply Item

**Box ID: VO\_BOX2**

If VO1 = 1 or VO1a = 1, go to VO6.

Else, if VO1 = 2 or VO1a = 2, go to VO14.

Else, go to Offender Characteristics module, OC\_BOX1.

**Question ID: VO6**

Was the offender someone you knew, even slightly, or a complete stranger?

- |                     |           |
|---------------------|-----------|
| 1 Someone you knew  | GO TO VO8 |
| 2 Complete stranger | GO TO VO7 |

ASK Description: Respondents who reported there was one offender and know something about the offender.

ASK Specification: IF (VO1 = 1 OR VO1a = 1) AND (VO1b = 1, -9 OR VO2 = 1).

PQID: CIR62, modified

SAS Variable: VO6

Tags: Change Request

**Question ID: VO7**

Would you be able to recognize the offender if you saw him/her?

- |                       |            |
|-----------------------|------------|
| 1 Yes                 | GO TO VO9  |
| 2 Not sure (possibly) | GO TO VO9  |
| 3 No                  | GO TO VO11 |

ASK Description: Respondents who reported there was one offender and know something about the offender and the offender was a complete stranger.

ASK Specification: IF (VO1 = 1 OR VO1a = 1) AND (VO1b = 1, -9 OR VO2 = 1) AND VO6 = 2, -9.

DISPLAY: If CONDITION = 2, display response options in uppercase. Else, display response options in mixed case.

PQID: CIR63

SAS Variable: VO7

**Question ID: VO8**

Was the offender...

- 1 Someone you knew by sight only
- 2 Someone you knew, but not well, or
- 3 Someone you know well

ASK Description: Respondents who reported there was one offender and know something about the offender and the offender was someone they knew.

ASK Specification: IF (VO1 = 1 OR VO1a = 1) AND (VO1b = 1, -9 OR VO2 = 1) AND VO6 = 1.

PROGRAM: ROUTING INSTRUCTIONS: If VO8 = 1, -9, go to VO9.  
Else, if VO8 = 2, 3, go to VO\_BOX2A.

PQID: CIR64, modified

SAS Variable: VO8

**Question ID: VO9**

Did you know how the offender might be found, for instance, where he/she lived, worked, went to school, or spent time?

- 1 Yes
- 2 No

ASK Description: Respondents who reported there was one offender and know something about the offender and the offender was someone they knew by sight only or did not report whether they could recognize the offender, or the offender was a complete stranger who they could recognize or possibly recognize them if they saw him/her.

ASK Specification: IF (VO1 = 1 OR VO1a = 1) AND (VO1b = 1, -9 OR VO2 = 1) AND ((VO6 = 1 AND VO8 = 1, -9) OR (VO6 = 2, -9 AND VO7 = 1, 2)).

PROGRAM: ROUTING INSTRUCTIONS: Go to VO11.

DISPLAY: If CONDITION = 2, display response options in uppercase. Else, display response options in mixed case.

PQID: CIR65a, modified

SAS Variable: VO9

**Box ID: VO\_BOX2A**

Go to VO10.

**Question ID: VO10**

At the time of the incident, {which of the following BEST describes }how {did }you {know/knew} the offender?

- 1 {A spouse or ex-spouse}
- 2 Someone you were romantically involved with, dating, or casually seeing at the time of the incident
- 3 {An ex-boyfriend, ex-girlfriend, { former fiancé(e), } or someone you were no longer dating or seeing}
- 4 A relative
- 5 Someone else

ASK Description: Respondents who reported the offender was a casual acquaintance or someone they knew well.

ASK Specification: IF VO8 = 2, 3.

PROGRAM: ROUTING INSTRUCTIONS: If VO10 = -9, go to VO13. Else, go to VO10a.

DISPLAY: If CONDITION = 2, display "did" and "know". Else if CONDITION = 3, display "which of the following BEST describes " and "knew".

If UT\_AGE >= 16 or missing, display option 1. Else, do not display.

If UT\_AGE >= 12 or missing, display option 3 and if UT\_AGE >= 16 or missing, display " former fiancé(e),". Else do not display.

If CONDITION = 2, display response options in uppercase. Else, if CONDITION = 3, display in mixed case.

PQID: CIR66a, modified

SAS Variable: VO10

Tags: Change Request



**Question ID: VO10a**

Specifically, how did you know the offender at the time of the incident?

- 1 {A HUSBAND OR WIFE}
- 2 {AN EX-HUSBAND OR EX-WIFE}
- 3 {A LIVE-IN PARTNER}
- 4 {A FIANCÉ(E)}
- 5 {A BOYFRIEND, GIRLFRIEND, OR DATING PARTNER}
- 6 {SOMEONE YOU WERE CASUALLY SEEING}
- 7 {AN EX-BOYFRIEND, EX-GIRLFRIEND, OR FORMER FIANCÉ(E)/AN EX-BOYFRIEND OR EX-GIRLFRIEND}
- 8 {SOMEONE YOU WERE NO LONGER DATING OR SEEING}
- 9 {A PARENT OR STEP-PARENT}
- 10 {A CHILD OR STEP-CHILD}
- 11 {A BROTHER, SISTER, STEP-BROTHER, OR STEP-SISTER}
- 12 {SOME OTHER RELATIVE \_\_\_\_\_}
- 13 {A FRIEND OR EX-FRIEND}
- 14 {AN ACQUAINTANCE OR A FRIEND OF A FRIEND}
- 15 {A ROOMMATE OR BOARDER}
- 16 {A SCHOOLMATE}
- 17 {A NEIGHBOR}
- 18 {A CUSTOMER OR CLIENT}
- 19 {A PATIENT}
- 20 {A SUPERVISOR OR FORMER SUPERVISOR}
- 21 {AN EMPLOYEE OR CO-WORKER OR FORMER EMPLOYEE OR CO-WORKER}
- 22 {A TEACHER OR SCHOOL STAFF}
- 23 {SOME OTHER NON-RELATIVE\_\_\_\_\_}

ASK Description: Respondents who reported the offender was a casual acquaintance or someone they knew well.

ASK Specification: IF VO8 = 2, 3 AND VO10 != -9.

PROGRAM: Display text boxes and allow 250 character text response.

ROUTING INSTRUCTIONS: If VO10a = 3, 15, go to VO13.

Else, go to VO12.

NCVS Redesign Field Test Condition 2 Questionnaire

DISPLAY: If VO10 = 1 or -9, display response options 1 and 2.  
If VO10 = 2 or -9 and UT\_AGE > = 16 or missing, display response options 3 and 4.  
If VO10 = 2 or -9, display response options 5 and 6.  
If VO10 = 3 or -9 and UT\_AGE > = 16 or missing, display "AN EX-BOYFRIEND, EX-GIRLFRIEND, OR FORMER FIANCÉ(E)" in response option 7.  
If VO10 = 3 or -9 and UT\_AGE < = 15, display "AN EX-BOYFRIEND OR EX-GIRLFRIEND" in option 7.  
If VO10 = 3 or -9 and UT\_AGE > = 12 or missing, display response option 8.  
If VO10 = 4 or -9, display response options 9, 11 and 12.  
If VO10 = 4 or -9 and UT\_AGE > = 16 or missing, display response option 10.  
If VO10 = 5 or -9, display response options 13, 14, 15, 16, 17, 22, 23.  
If VO10 = 5 or -9 and UT\_AGE > = 15 or missing, display response options 18, 19, 20, and 21.  
If CONDITION = 2, display response options in uppercase. Else, if CONDITION = 3, display in mixed case.

PQID: CIR66a, modified

SAS Variable: VO10a, VO10a\_SPECIFY

Tags: Change Request

**Question ID: VO11**

What was your connection, if any, to this person?

- 1 A friend of a friend
- 2 A schoolmate
- 3 A neighbor
- 4 {A customer or client}
- 5 {A patient}
- 6 {Someone who worked at the same place as you}
- 7 A teacher or school staff
- 8 Other - specify \_\_\_\_\_
- 9 A stranger/or someone of whom you have no knowledge

ASK Description: Respondents who reported the offender was a complete stranger or knew the offender by sight only.

ASK Specification: IF VO6 = 2, -9 OR VO8 = 1, -9.

PROGRAM: Display text box and allow 250 character text response.

ROUTING INSTRUCTIONS: Go to OC\_BOX1.

DISPLAY: If UT\_AGE > = 16, display response options 4, 5 and 6.

If CONDITION = 2, display response options in uppercase. Else, if CONDITION = 3, display in mixed case.

PQID: NEW

SAS Variable: VO11, VO11\_SPECIFY

Tags: Change Request

**Question ID: VO12**

Had you ever lived with this person?

- |       |               |
|-------|---------------|
| 1 Yes | GO TO VO13    |
| 2 No  | GO TO OC_BOX1 |

ASK Description: Respondents who reported the offender was someone other than a live-in partner or roommate or boarder.

ASK Specification: IF VO8 = 2, 3 AND VO10a != 3, 15.

DISPLAY: If CONDITION = 2, display response options in uppercase. Else, display response options in mixed case.

PQID: 2006 SVS 10b, modified

SAS Variable: VO12

**Question ID: VO13**

Were you living with this person at the time of {this/the} incident {in {MONTH/YEAR}}?

- |       |               |
|-------|---------------|
| 1 Yes | GO TO OC_BOX1 |
| 2 No  | GO TO OC_BOX1 |

ASK Description: Respondents who reported the offender was a live-in partner, roommate, or boarder of have ever lived with the offender.

ASK Specification: IF VO10a = 3, 15 OR VO12 = 1.

DISPLAY: If more than 1 CIR reported, display "this". Else, if only one incident reported, display "the".

If month was reported for the incident in the current loop, display {in {MONTH}}. For "MONTH/YEAR", display Month and Year of incident in current loop. Display format – January, 1900. Else, if month/year were not reported for the incident in the current loop, do not display. If CONDITION = 2, display response options in uppercase. Else, display response options in mixed case.

PQID: 2006 SVS, 10c modified

SAS Variable: VO13

**Question ID: VO14**

How many offenders were there?

1 |\_\_|\_\_|

ASK Description: Respondents who reported there were two or more offenders and know something about the offender(s).

ASK Specification: IF (VO1 = 2 OR VO1a = 2) AND (VO1b = 1, -9 OR VO2 = 1).

PROGRAM: Display checkbox with label "Don't know number of offenders" below numeric field. Allow user to only allow entering in the numeric field or selecting the checkbox, not both.

PQID: CIR74

SAS Variable: VO14, VO14\_DontKnow

**Question ID: VO15**

Were any of the offenders someone you knew, even slightly, or were all of them complete strangers?

- 1 At least one was someone you knew
- 2 All were complete strangers

ASK Description: Respondents who reported there were two or more offenders and know something about the offender(s).

ASK Specification: IF (VO1 = 2 OR VO1a = 2) AND (VO1b = 1, -9 OR VO2 = 1).

PROGRAM: If VO15 = 1, go to VO17.  
Else, if VO15 = 2,-9, go to VO16.

PQID: CIR62, modified

SAS Variable: VO15

**Question ID: VO16**

Would you be able to recognize any of them if you saw them?

- 1 Yes GO TO VO18
- 2 Not sure (possibly) GO TO VO18
- 3 No GO TO VO\_BOX3

ASK Description: Respondents who reported that all of the offenders were complete strangers or did not report whether they knew any of the offenders or not.

ASK Specification: IF VO15 = 2, -9.

DISPLAY: If CONDITION = 2, display response options in uppercase. Else, display response options in mixed case.

PQID: CIR76

SAS Variable: VO16

NCVS Redesign Field Test Condition 2 Questionnaire

**Question ID: VO17**

Were any of the offenders someone you knew by sight only, someone you knew, but not well, or someone you knew well? (*MARK ALL THAT APPLY.*)

- 1 Knew by sight only
- 2 Knew, but not well
- 3 Someone you knew well

ASK Description: Respondents who reported at least one of the offenders was someone they knew.

ASK Specification: IF VO15 = 1.

PROGRAM: ROUTING INSTRUCTIONS: If (VO17\_1 = 1 and VO17\_2 != 1 and VO17\_3 != 1) or (VO17\_1 = 0 and VO17\_2 = 0 and VO17\_3 = 0), go to VO18.  
Else, if VO17\_2 = 1 or VO17\_3 = 1, go to VO\_BOX2B.

DISPLAY: Display "MARK ALL THAT APPLY." in italics.

If CONDITION = 2, display response options in uppercase. Else, display response options in mixed case.

PQID: CIR77a, modified

SAS Variable: VO17\_1, VO17\_2, VO17\_3

Tags: Choose-all-that-apply Item

**Question ID: VO18**

Did you know how any of the offenders might be found, for instance, where they lived, worked, went to school, or spent time?

- 1 Yes
- 2 No

ASK Description: Respondents who would be able to or possibly be able to recognize any of the offenders if they saw them or only knew the offenders by sight only or did not report whether they knew any of the offenders by sight only, knew any of the offenders but not well, or any of the offenders were someone they knew well.

ASK Specification: IF VO16 = 1, 2 OR (VO17\_1 = 1 AND VO17\_2 != 1 AND VO17\_3 != 1) OR (VO17\_1 = 0 AND VO17\_2 = 0 AND VO17\_3 = 0).

PROGRAM: ROUTING INSTRUCTIONS: Go to VO\_BOX3.

DISPLAY: If CONDITION = 2, display response options in uppercase. Else, display response options in mixed case.

PQID: CIR78a, modified

SAS Variable: VO18

**Box ID: VO\_BOX2B**

Go to VO19.

**Question ID: VO19**

At the time of the incident, did you know any of the offenders in any way of the following ways?

- 1 {A spouse or ex-spouse}
- 2 Someone you were romantically involved with, dating, or casually seeing at the time of the incident, but not a spouse or ex-spouse
- 3 An ex-boyfriend, ex-girlfriend, former fiancé(e), or someone you were no longer dating or seeing
- 4 A relative
- 5 Someone else

ASK Description: Respondents who reported that any of the offenders were someone they knew, but not well or were someone they knew well.

ASK Specification: IF VO17\_2 = 1 OR VO17\_3 = 1.

PROGRAM: ROUTING INSTRUCTIONS: IF VO19\_a = 1 OR VO19\_b = 1 OR VO19\_c = 1 OR VO19\_d = 1 OR VO19\_e = 1, GO TO VO19a.  
ELSE, GO TO VO21.

DISPLAY: If UT\_AGE >= 16, display response option 1 "A spouse or ex-spouse". Else, do not display this response option.

PQID: CIR79a, modified

SAS Variable: VO19\_A, VO19\_B, VO19\_C, VO19\_D, VO19\_E

**Question ID: VO19a**

Specifically, how did you know them? (MARK ALL THAT APPLY.)

- 1 {A HUSBAND OR WIFE}
- 2 {AN EX-HUSBAND OR EX-WIFE}
- 3 {A LIVE-IN PARTNER}
- 4 {A FIANCÉ(E)}
- 5 {A BOYFRIEND, GIRLFRIEND, OR DATING PARTNER}
- 6 {SOMEONE YOU WERE CASUALLY SEEING}
- 7 {AN EX-BOYFRIEND, EX-GIRLFRIEND, OR FORMER FIANCÉ(E)/AN EX-BOYFRIEND OR EX-GIRLFRIEND}
- 8 {SOMEONE YOU WERE NO LONGER DATING OR SEEING}
- 9 {A PARENT OR STEP-PARENT}
- 10 {A CHILD OR STEP-CHILD}
- 11 {A BROTHER, SISTER, STEP-BROTHER, OR STEP-SISTER}
- 12 {SOME OTHER RELATIVE \_\_\_\_\_}
- 13 {A FRIEND OR EX-FRIEND}
- 14 {AN ACQUAINTANCE OR A FRIEND OF A FRIEND}
- 15 {A ROOMMATE OR BOARDER}
- 16 {A SCHOOLMATE}
- 17 {A NEIGHBOR}
- 18 {A CUSTOMER OR CLIENT}
- 19 {A PATIENT}
- 20 {A SUPERVISOR OR FORMER SUPERVISOR}
- 21 {AN EMPLOYEE OR CO-WORKER OR FORMER EMPLOYEE OR CO-WORKER}
- 22 {A TEACHER OR SCHOOL STAFF}
- 23 {SOME OTHER NON-RELATIVE\_\_\_\_\_}

ASK Description: Respondents who reported that any of the offenders were someone they knew, but not well or were someone they knew well.

ASK Specification: IF VO19\_a = 1 OR VO19\_b = 1 OR VO19\_c = 1 OR VO19\_d = 1 OR VO19\_e = 1.

PROGRAM: Display text boxes and allow 250 character text response.

ROUTING INSTRUCTIONS: If VO19a\_3 = 1 OR VO19a\_15 = 1, go to VO22.  
Else, go to VO21.

NCVS Redesign Field Test Condition 2 Questionnaire

DISPLAY: Display "MARK ALL THAT APPLY." in italics.

If VO19\_A = 1 or (VO19\_A != 1 and VO19\_B != 1 and VO19\_C != 1 and VO19\_D != 1 AND VO19\_E != 1), display response options 1 and 2. Else, do not display.

If (VO19\_B = 1 or (VO19\_A != 1 and VO19\_B != 1 and VO19\_C != 1 and VO19\_D != 1 AND VO19\_E != 1)) and UT\_AGE > = 16 or missing, display response options 3 and 4. Else, do not display.

If VO19\_B = 1 or (VO19\_A != 1 and VO19\_B != 1 and VO19\_C != 1 and VO19\_D != 1 AND VO19\_E != 1), display response options 5 and 6. Else, do not display.

If VO19\_C = 1 or (VO19\_A != 1 and VO19\_B != 1 and VO19\_C != 1 and VO19\_D != 1 AND VO19\_E != 1) and if UT\_AGE >= 16 or missing, display "AN EX-BOYFRIEND, EX-GIRLFRIEND, OR FORMER FIANCÉ(E)" in response option 7. Else, do not display.

If VO19\_C = 1 or (VO19\_A != 1 and VO19\_B != 1 and VO19\_C != 1 and VO19\_D != 1 AND VO19\_E != 1) and UT\_AGE <= 15, display "AN EX-BOYFRIEND OR EX-GIRLFRIEND" in option 7. Else, do not display.

If VO19\_C = 1 or (VO19\_A != 1 and VO19\_B != 1 and VO19\_C != 1 and VO19\_D != 1 AND VO19\_E != 1) and UT\_AGE >= 12 or missing, display response option 8. Else, do not display.

If VO19\_D = 1 or (VO19\_A != 1 and VO19\_B != 1 and VO19\_C != 1 and VO19\_D != 1 AND VO19\_E != 1), display response options 9, 11 and 12. Else, do not display.

If (VO19\_D = 1 or (VO19\_A != 1 and VO19\_B != 1 and VO19\_C != 1 and VO19\_D != 1 AND VO19\_E != 1)) and UT\_AGE > = 16 or missing, display response options 10. Else, do not display.

If VO19\_E = 1 or (VO19\_A != 1 and VO19\_B != 1 and VO19\_C != 1 and VO19\_D != 1 AND VO19\_E != 1), display response options 13, 14, 15, 16, 17, 22, 23. Else, do not display.

If (VO19\_E = 1 or (VO19\_A != 1 and VO19\_B != 1 and VO19\_C != 1 and VO19\_D != 1 AND VO19\_E != 1)) and UT\_AGE > = 15 or missing, display response options 18, 19, 20, and 21. Else, do not display.

If CONDITION = 2, display all categories in uppercase. Else, if CONDITION = 3, display in mixed case.

PQID: CIR79a, modified

SAS Variable: VO19a\_1, VO19a\_2, VO19a\_3, VO19a\_4, VO19a\_5, VO19a\_6, VO19a\_7, VO19a\_8, VO19a\_9, VO19a\_10, VO19a\_11, VO19a\_12, VO19a\_12\_SPECIFY, VO19a\_13, VO19a\_14, VO19a\_15, VO19a\_16, VO19a\_17, VO19a\_18, VO19a\_19, VO19a\_20, VO19a\_21, VO19a\_22, VO19a\_23, VO19a\_23\_SPECIFY

Tags: Change Request, Choose-all-that-apply Item

**Box ID: VO\_BOX3**

If VO15 = 1 or (VO17\_1 = 1 and VO17\_2 != 1 and VO17\_3 != 1), go to VO20.  
Else, go to OC\_BOX1.



**Question ID: VO20**

What was your connection, if any, to the offender(s)? (*MARK ALL THAT APPLY.*)

- 1 A friend of a friend
- 2 A schoolmate
- 3 A neighbor
- 4 {A customer or client}
- 5 {A patient}
- 6 {Someone who worked at the same place as you}
- 7 A teacher or school staff
- 8 Other - specify \_\_\_\_\_
- 9 A stranger/or someone of whom you have no knowledge

ASK Description: Respondents who would be able to or possibly be able to recognize any of the offenders if they saw them or only knew the offenders by sight only or did not report whether they knew any of the offenders by sight only, knew any of the offenders but not well, or any of the offenders were someone they knew well and reported at least one of the offenders were someone they knew or knew any of the offenders by sight only.

ASK Specification: IF (VO16 = 1, 2 OR (VO17\_1 = 1 AND VO17\_2 != 1 AND VO17\_3 != 1) OR (VO17\_1 = 0 AND VO17\_2 = 0 AND VO17\_3 = 0)) AND (VO15 = 1 OR (VO17\_1 = 1 AND VO17\_2 != 1 AND VO17\_3 != 1)).

PROGRAM: Display text box and allow 250 character text response.

ROUTING INSTRUCTIONS: Go to OC\_BOX1.

DISPLAY: Display "MARK ALL THAT APPLY." in italics.

If UT\_AGE >= 16, display options 4, 5 and 6. Else, do not display.

PQID: NEW

SAS Variable: VO20\_1, VO20\_2, VO20\_3, VO20\_4, VO20\_5, VO20\_6, VO20\_7, VO20\_8, VO20\_8\_SPECIFY, VO20\_9

Tags: Change Request, Choose-all-that-apply Item

NCVS Redesign Field Test Condition 2 Questionnaire

**Question ID: VO21**

Had you ever lived with any of them?

1 Yes

GO TO VO22

2 No

GO TO OC\_BOX1

ASK Description: Respondents who reported that any of the offenders were someone they knew, but not well or were someone they knew well and that none of the offenders were a live-in partner, roommate, or boarder.

ASK Specification: IF (VO17\_2 = 1 OR VO17\_3 = 1) AND VO19a\_3 != 1 AND VO19a\_15 != 1.

DISPLAY: If CONDITION = 2, display response options in uppercase. Else, display response options in mixed case.

PQID: 2006 SVS 10b, modified

SAS Variable: VO21

**Question ID: VO22**

Were you living with any of them at the time of {this/the} incident?

1 Yes

2 No

ASK Description: Respondents who have ever lived with any of the offenders.

ASK Specification: IF VO19a\_3 = 1 OR VO19a\_15 = 1 OR VO21 = 1.

DISPLAY: If more than 1 CIR reported, display "this". Else, if only one incident reported, display "the".

If CONDITION = 2, display response options in uppercase. Else, display response options in mixed case.

PQID: 2006 SVS 10c, modified

SAS Variable: VO22

## Offender Characteristics

**Box ID: OC\_BOX1**

Respondents who reported the crime was committed by only one offender, go to OCINTRO.  
Else, respondents who reported the crime was committed by more than one offender, go to OCINTRO\_MULT.

Else, respondents who saw, heard, or had contact with the offender(s) as the incident was happening or someone the respondent does not live with had contact with the offender(s) as the incident was happening, go to OCINTRO.

Else, respondents who did not know or did not report how many offenders the crime was committed by but knew something about the offender(s), go to OCINTRO.

Else, go to SP\_BOX1.

---

IF (VO1 = 1, 3, -9 OR VO1a = 1, 3, -9) AND (VO1b = 1 OR VO2 = 1), GO TO OCINTRO.  
ELSE, IF (VO1 = 2 OR VO1a = 2) AND (VO1b = 1 OR VO2 = 1), GO TO OCINTRO\_MULT.  
ELSE, IF (PR2\_1 = 1 OR PR2\_3 = 1) AND (VO1b = 1 OR VO2 = 1), GO TO OCINTRO.  
ELSE, GO TO SP\_BOX1.

**Question ID: OCINTRO**

This section asks for details about the offender.

ASK Description: Respondents who reported the incident was committed by only one offender or did not know or did not report how many offenders the incident was committed by or did not report the incident was committed by multiple offenders and the respondent or someone the respondent does not live with saw, heard, or had contact with the offender as the incident was happening and knew who the offender was or knew something about the offender.

ASK Specification: IF (VO1 = 1, 3, -9 OR VO1a = 1, 3, -9 OR (VO1 != 2 AND VO1a != 2 AND (PR2\_1 = 1 OR PR2\_3 = 1))) AND (VO1b = 1 OR VO2 = 1).

**Question ID: OC1**

Was the offender male or female?

- 1 Male
- 2 Female
- 3 {Don't know}

ASK Description: Respondents who reported the incident was committed by only one offender or did not know or did not report how many offenders the incident was committed by or did not report the incident was committed by multiple offenders and the respondent or someone the respondent does not live with saw, heard, or had contact with the offender as the incident was happening and knew who the offender was or knew something about the offender.

ASK Specification: IF (VO1 = 1, 3 OR (VO1 = -9 AND VO1a = 1, 3, -9) OR (VO1 != 2 AND VO1a != 2 AND (PR2\_1 = 1 OR PR2\_3 = 1))) AND (VO1b = 1 OR VO2 = 1).

DISPLAY: If VO7 = 3 or VO16 = 3, display response option 3 "Don't know". Else do not display this response option.

If CONDITION = 2, display response options in uppercase. Else, display response options in mixed case.

PQID: CIR67

SAS Variable: OC1

**Question ID: OC2**

How old would you say the offender was?{(USE CATEGORIES AS PROBES IF NEEDED.)}

- 1 Under 18
- 2 18 to 24
- 3 25 to 34
- 4 35 to 54
- 5 55 or older
- 6 {Don't know}

ASK Description: Respondents who reported the incident was committed by only one offender or did not know or did not report how many offenders the incident was committed by or did not report the incident was committed by multiple offenders and the respondent or someone the respondent does not live with saw, heard, or had contact with the offender as the incident was happening and knew who the offender was or knew something about the offender.

ASK Specification: IF (VO1 = 1, 3 OR (VO1 = -9 AND VO1a = 1, 3, -9) OR (VO1 != 2 AND VO1a != 2 AND (PR2\_1 = 1 OR PR2\_3 = 1))) AND (VO1b = 1 OR VO2 = 1).

PROGRAM: ROUTING INSTRUCTIONS: IF OC2 = 1, GO TO OC2a.  
ELSE, GO TO OC3.

DISPLAY: If CONDITION = 2, display " (USE CATEGORIES AS PROBES IF NEEDED.)" Else, do not display this text.

If VO7 = 3 or VO16 = 3, display response option 6 "Don't know". Else do not display this response option.

PQID: CIR68, modified

SAS Variable: OC2

Tags: Change Request

**Question ID: OC2a**

Would you say the offender was...

- 1 Under 12
- 2 12 to 14
- 3 15 to 17
- 4 {Don't know}

ASK Description: Respondents who reported the offender was under 18 years old.

ASK Specification: IF OC2 = 1.

DISPLAY: If VO7 = 3 or VO16 = 3, display response option 4 "Don't know". Else do not display this response option.

PQID: CIR68, modified

SAS Variable: OC2a

**Question ID: OC3**

Was the offender Hispanic or Latino?

- 1 Yes
- 2 No
- 3 {Don't know}

ASK Description: Respondents who reported the incident was committed by only one offender or did not know or did not report how many offenders the incident was committed by or did not report the incident was committed by multiple offenders and the respondent or someone the respondent does not live with saw, heard, or had contact with the offender as the incident was happening and knew who the offender was or knew something about the offender.

ASK Specification: IF (VO1 = 1, 3 OR (VO1 = -9 AND VO1a = 1, 3, -9) OR (VO1 != 2 AND VO1a != 2 AND (PR2\_1 = 1 OR PR2\_3 = 1))) AND (VO1b = 1 OR VO2 = 1).

DISPLAY: If VO7 = 3 or VO16 = 3, display response option 3 "Don't know". Else do not display this response option.

If CONDITION = 2, display response options in uppercase. Else, display response options in mixed case.

PQID: CIR69

SAS Variable: OC3

**Question ID: OC4**

What race or races was the offender? You may select more than one. Was the offender... (*MARK ALL THAT APPLY.*)

- 1 White
- 2 Black or African American
- 3 American Indian or Alaska Native
- 4 Asian
- 5 Native Hawaiian or Other Pacific Islander
- 6 {Don't know}

ASK Description: Respondents who reported the incident was committed by only one offender or did not know or did not report how many offenders the incident was committed by or did not report the incident was committed by multiple offenders and the respondent or someone the respondent does not live with saw, heard, or had contact with the offender as the incident was happening and knew who the offender was or knew something about the offender.

ASK Specification: IF (VO1 = 1, 3 OR (VO1 = -9 AND VO1a = 1, 3, -9) OR (VO1 != 2 AND VO1a != 2 AND (PR2\_1 = 1 OR PR2\_3 = 1))) AND (VO1b = 1 OR VO2 = 1).

DISPLAY: Display "MARK ALL THAT APPLY." in italics.

If VO7 = 3 or VO16 = 3, display response option 6 "Don't know". Else do not display this response option.

PQID: CIR70

SAS Variable: OC4\_1, OC4\_2, OC4\_3, OC4\_4, OC4\_5, OC4\_6

Tags: Change Request, Choose-all-that-apply Item

**Question ID: OC5**

Was the offender a member of a street gang, or don't you know?

- 1 Yes
- 2 No
- 3 Don't know

ASK Description: Respondents who reported the incident was committed by only one offender or did not know or did not report how many offenders the incident was committed by or did not report the incident was committed by multiple offenders and the respondent or someone the respondent does not live with saw, heard, or had contact with the offender as the incident was happening and knew who the offender was or knew something about the offender.

ASK Specification: IF (VO1 = 1, 3 OR (VO1 = -9 AND VO1a = 1, 3, -9) OR (VO1 != 2 AND VO1a != 2 AND (PR2\_1 = 1 OR PR2\_3 = 1))) AND (VO1b = 1 OR VO2 = 1).

DISPLAY: If CONDITION = 2, display response options in uppercase. Else, display response options in mixed case.

PQID: new

SAS Variable: OC5

Tags: Change Request

**Question ID: OC6**

Was the offender drinking or on drugs at the time of the incident{, or don't you know}?

- |   |               |
|---|---------------|
| 1 Yes, the offender was drinking or on drugs    | GO TO SP_BOX1 |
| 2 No, the offender was not drinking or on drugs | GO TO SP_BOX1 |
| 3 Don't know                                    | GO TO SP_BOX1 |

ASK Description: Respondents who reported the incident was committed by only one offender or did not know or did not report how many offenders the incident was committed by or did not report the incident was committed by multiple offenders and the respondent or someone the respondent does not live with saw, heard, or had contact with the offender as the incident was happening and knew who the offender was or knew something about the offender.

ASK Specification: IF (VO1 = 1, 3 OR (VO1 = -9 AND VO1a = 1, 3, -9) OR (VO1 != 2 AND VO1a != 2 AND (PR2\_1 = 1 OR PR2\_3 = 1))) AND (VO1b = 1 OR VO2 = 1).

DISPLAY: If CONDITION = 2, display ", or don't you know". Else, do not display.

If CONDITION = 2, display response options in uppercase. Else, display response options in mixed case.

PQID: CIR72a, modified

SAS Variable: OC6

Tags: Change Request

**Question ID: OCINTRO\_MULT**

This section asks for more details about the offenders.

ASK Description: Respondents who reported the incident was committed by more than one offender and knew who the offenders were or knew something about the offenders.

ASK Specification: IF (VO1 = 2 OR VO1a = 2) AND (VO1b = 1 OR VO2 = 1).



**Question ID: OC9**

Were the offenders male or female?

- 1 All were male
- 2 All were female
- 3 They were both male and female
- 4 {Don't know}

ASK Description: Respondents who reported the incident was committed by more than one offender and knew who the offenders were or knew something about the offenders.

ASK Specification: IF (VO1 = 2 OR VO1a = 2) AND (VO1b = 1 OR VO2 = 1).

PROGRAM: ROUTING INSTRUCTIONS: If OC9 = 3, go to OC10.  
ELSE, GO TO OC11.

DISPLAY: If VO7 = 3 or VO16 = 3, display response option 4 "Don't know". Else do not display this response option.

If CONDITION = 2, display response options in uppercase. Else, display response options in mixed case.

PQID: CIR80a, modified

SAS Variable: OC9

**Question ID: OC10**

Were most of the offenders male or were most of them female?

- 1 Most were male
- 2 Most were female
- 3 They were evenly divided
- 4 {Don't know}

ASK Description: Respondents who reported the incident was committed by more than one offender and knew who the offenders were or knew something about the offenders and did not report the offenders were all one gender and did not report there were two offenders.

ASK Specification: IF (VO1 = 2 OR VO1a = 2) AND (VO1b = 1 OR VO2 = 1) AND OC9 != 1, 2 AND VO14 != 2.

DISPLAY: If VO7 = 3 or VO16 = 3, display response option 4 "Don't know". Else do not display this response option.

If CONDITION = 2, display response options in uppercase. Else, display response options in mixed case.

PQID: CIR80b

SAS Variable: OC10

**Question ID: OC11**

How old would you say the youngest was?{(USE CATEGORIES AS PROBES IF NEEDED.)}

- 1 Under 18
- 2 18 to 24
- 3 25 to 34
- 4 35 to 54
- 5 55 or older
- 6 {Don't know}

ASK Description: Respondents who reported the incident was committed by more than one offender and knew who the offenders were or knew something about the offenders.

ASK Specification: IF (VO1 = 2 OR VO1a = 2) AND (VO1b = 1 OR VO2 = 1).

PROGRAM: ROUTING INSTRUCTIONS: IF OC11 = 1, GO TO OC11A.  
ELSE, GO TO OC12.

DISPLAY: If CONDITION = 2, display " (USE CATEGORIES AS PROBES IF NEEDED.)" Else, do not display this text.

If VO7 = 3 or VO16 = 3, display response option 6 "Don't know". Else do not display this response option.

PQID: CIR81, modified

SAS Variable: OC11

Tags: Change Request

**Question ID: OC11a**

Would you say the youngest offender was...

- 1 Under 12
- 2 12 to 14
- 3 15 to 17
- 4 {Don't know}

ASK Description: Respondents who reported the youngest offender was under the age of 18.

ASK Specification: IF OC11 = 1.

DISPLAY: If VO7 = 3 or VO16 = 3, display response option 4 "Don't know". Else do not display this response option.

PQID: CIR81, modified

SAS Variable: OC11a

**Question ID: OC12**

How old would you say the oldest was?{(USE CATEGORIES AS PROBES IF NEEDED.)}

- 1 Under 18
- 2 18 to 24
- 3 25 to 34
- 4 35 to 54
- 5 55 or older
- 6 {Don't know}

ASK Description: Respondents who reported the incident was committed by more than one offender and knew who the offenders were or knew something about the offenders.

ASK Specification: IF (VO1 = 2 OR VO1a = 2) AND (VO1b = 1 OR VO2 = 1).

PROGRAM: ROUTING INSTRUCTIONS: IF OC12 = 1, GO TO OC12A.  
ELSE, GO TO OC13.

DISPLAY: If CONDITION = 2, display " (USE CATEGORIES AS PROBES IF NEEDED.)" Else, do not display this text.

If VO7 = 3 or VO16 = 3, display response option 6 "Don't know". Else do not display this response option.

PQID: CIR82, modified

SAS Variable: OC12

Tags: Change Request

**Question ID: OC12a**

Would you say the oldest offender was...

- 1 Under 12
- 2 12 to 14
- 3 15 to 17
- 4 {Don't know}

ASK Description: Respondents who reported the oldest offender was under the age of 18.

ASK Specification: IF OC12 = 1.

DISPLAY: If VO7 = 3 or VO16 = 3, display response option 4 "Don't know". Else do not display this response option.

PQID: CIR82, modified

SAS Variable: OC12a

NCVS Redesign Field Test Condition 2 Questionnaire

**Question ID: OC13**

Were any of the offenders Hispanic or Latino?

- |                |            |
|----------------|------------|
| 1 Yes          | GO TO OC14 |
| 2 No           | GO TO OC15 |
| 3 {Don't know} | GO TO OC15 |

ASK Description: Respondents who reported the incident was committed by more than one offender and knew who the offenders were or knew something about the offenders.

ASK Specification: IF (VO1 = 2 OR VO1a = 2) AND (VO1b = 1 OR VO2 = 1).

DISPLAY: If VO7 = 3 or VO16 = 3, display response option 4 "Don't know". Else do not display this response option.

If CONDITION = 2, display response options in uppercase. Else, display response options in mixed case.

PQID: CIR83a

SAS Variable: OC13

**Question ID: OC14**

Were most of the offenders Hispanic, non-Hispanic, or were roughly an equal number Hispanic and non-Hispanic?

- 1 Most of the offenders were Hispanic
- 2 Most of the offenders were non-Hispanic
- 3 A roughly equal number were Hispanic and non-Hispanic
- 4 {Don't know}

ASK Description: Respondents who reported any of the offenders were Hispanic or Latino.

ASK Specification: IF OC14 = 1.

DISPLAY: If VO7 = 3 or VO16 = 3, display response option 4 "Don't know". Else do not display this response option.

If CONDITION = 2, display response options in uppercase. Else, display response options in mixed case.

PQID: CIR83b, modified

SAS Variable: OC14

**Question ID: OC15**

What race or races were the offenders? Were they... (*MARK ALL THAT APPLY.*)

- 1 White?
- 2 Black or African American?
- 3 American Indian or Alaska Native?
- 4 Asian?
- 5 Native Hawaiian or Other Pacific Islander?
- 6 {Don't know}

ASK Description: Respondents who reported the incident was committed by more than one offender and knew who the offenders were or knew something about the offenders.

ASK Specification: IF (VO1 = 2 OR VO1a = 2) AND (VO1b = 1 OR VO2 = 1).

PROGRAM: ROUTING INSTRUCTIONS: IF 2 OR MORE ARE SELECTED FROM OC15\_1, OC15\_2, OC15\_3, OC15\_4, OR OC15\_5, GO TO OC16.  
ELSE, GO TO OC17.

DISPLAY: Display "MARK ALL THAT APPLY." in italics.

If VO7 = 3 or VO16 = 3, display response option 6 "Don't know". Else do not display this response option.

PQID: CIR84a

SAS Variable: OC15\_1, OC15\_2, OC15\_3, OC15\_4, OC15\_5, OC15\_6

Tags: Choose-all-that-apply Item

**Question ID: OC16**

What race were most of the offenders?

- 1 {MOST WERE WHITE}
- 2 {MOST WERE BLACK OR AFRICAN AMERICAN}
- 3 {MOST WERE AMERICAN INDIAN OR ALASKA NATIVE}
- 4 {MOST WERE ASIAN}
- 5 {MOST WERE NATIVE HAWAIIAN OR OTHER PACIFIC ISLANDER}
- 6 ROUGHLY EQUAL NUMBERS OF TWO OR MORE RACES
- 7 {DON'T KNOW}

ASK Description: Respondents who reported one or more of the offenders were at least two of the following: white, black or African American, Asian, Native Hawaiian or other Pacific islander, or American Indian or Alaska native.

ASK Specification: IF 2 OR MORE ARE SELECTED FROM OC15\_1, OC15\_2, OC15\_3, OC15\_4, OR OC15\_5.

DISPLAY: If OC15\_1 = 1, display response option 1. Else, do not display this response option.

If OC15\_2 = 1, display response option 2. Else, do not display this response option.

If OC15\_3 = 1, display response option 3. Else, do not display this response option.

If OC15\_4 = 1, display response option 4. Else, do not display this response option.

If OC15\_5 = 1, display response option 5. Else, do not display this response option.

If VO7 = 3 or VO16 = 3, display response option 7 "Don't know". Else, do not display this response option.

If CONDITION = 2, display all categories in uppercase. Else, display in mixed case.

PQID: CIR84c, modified

SAS Variable: OC16

Tags: Change Request

NCVS Redesign Field Test Condition 2 Questionnaire

**Question ID: OC17**

Were any of the offenders a member of a street gang, or don't you know?

- 1 Yes (a member of a street gang)
- 2 No (not a member of a street gang)
- 3 Don't know (if a member of a street gang)

ASK Description: Respondents who reported the incident was committed by more than one offender and knew who the offenders were or knew something about the offenders.

ASK Specification: IF (VO1 = 2 OR VO1a = 2) AND (VO1b = 1 OR VO2 = 1).

DISPLAY: If CONDITION = 2, display response options in uppercase. Else, display response options in mixed case.

PQID: new

SAS Variable: OC17

Tags: Change Request

**Question ID: OC18**

Were any of the offenders drinking or on drugs at the time of the incident{, or don't you know}?

- 1 Yes, some or all of the offenders were drinking or on drugs
- 2 No, none were drinking or on drugs
- 3 Don't know

ASK Description: Respondents who reported the incident was committed by more than one offender and knew who the offenders were or knew something about the offenders.

ASK Specification: IF (VO1 = 2 OR VO1a = 2) AND (VO1b = 1 OR VO2 = 1).

DISPLAY: If CONDITION = 2, display ", or don't you know". Else, do not display.

If CONDITION = 2, display response options in uppercase. Else, display response options in mixed case.

PQID: CIR86a, modified

SAS Variable: OC18

Tags: Change Request

## Self-Protection

**Box ID: SP\_BOX1**

GLOBAL - IF VO1=1, USE "OFFENDER" IN THIS SERIES. IF VO1=2, USE "OFFENDERS".  
If the crime involved an attack of any kind or unwanted sexual contact or the respondent had contact with the offender(s) as the incident was happening, go to SPINTRO. Else, go to HC2.

If S\_A = 1 OR S\_TA = 1 OR S\_SA = 1 or PR2\_1 = 1, go to SPINTRO. Else, go to HC2.

**Question ID: SPINTRO**

These next questions are about what you did when {this/the} incident{ in {MONTH}} occurred.

{[READ FOR FIRST INCIDENT. READ ONLY IF NEEDED FOR INCIDENTS 2+: }People may react differently to certain situations and there's not a wrong or right way to react. Everyone is different and every situation is different.{]}

ASK Description: Respondents who reported the crime involved an attack of any kind or unwanted sexual contact or the respondent had contact with the offender(s) as the incident was happening.

ASK Specification: IF S\_A = 1 OR S\_TA = 1 OR S\_SA = 1 OR PR2\_1 = 1.

DISPLAY: If more than 1 CIR reported, display "this". Else, if only one incident reported, display "the".

If month was reported for the incident in the current loop, display { in {MONTH}}. For "MONTH", display Month of incident in current loop. Display format - January. Else, if month was not reported for the incident in the current loop, do not display.

If CONDITION = 2, display "[READ FOR FIRST INCIDENT. READ ONLY IF NEEDED FOR INCIDENTS 2+:" and "]". Else do not display this text.

Tags: Change Request



**Question ID: SP1**

Which of the following describes how you reacted during the incident? (*MARK ALL THAT APPLY.*)

- 1 Did you not do anything, freeze, or not move?
- 2 Did you do what the person told you to do?
- 3 Did you do something or try to do something to protect yourself or your belongings?
- 4 Did you do or try to do something else during the incident?

ASK Description: Respondents who reported the crime involved an attack of any kind or unwanted sexual contact or the respondent had contact with the offender(s) as the incident was happening.

ASK Specification: IF S\_A = 1 OR S\_TA = 1 OR S\_SA = 1 OR PR2\_1 = 1.

PROGRAM: ROUTING INSTRUCTIONS: If SP1\_3 = 1 or SP1\_4 = 1, go to SP2.  
Else, go to SP3b.

DISPLAY: Display "MARK ALL THAT APPLY." in italics.

PQID: CIR41a, modified

SAS Variable: SP1\_1, SP1\_2, SP1\_3, SP1\_4

Tags: Change Request, Choose-all-that-apply Item

NCVS Redesign Field Test Condition 2 Questionnaire

**Question ID: SP2**

You said that you took some action during the incident. What did you do?{ Anything else?}  
(*MARK ALL THAT APPLY.*)

- 1 You threatened or attacked the offender{s}
- 2 You ducked or tried to avoid the offender{s}
- 3 You chased or warned the offender{s} off
- 4 You argued, reasoned, or pleaded with the offender{s}
- 5 You got away or tried to get away, hid, or locked a door
- 6 You called the police or a guard
- 7 You tried to get someone else's attention
- 8 You held onto your belongings
- 9 You stalled or distracted the offender{s}
- 10 Something else

ASK Description: Respondents who reacted during the incident by doing something to protect themselves or their belongings or tried to do something else during the incident.

ASK Specification: IF SP1\_3 = 1 or SP1\_4 = 1.

PROGRAM: If SP2\_1 = 1, go to SP2A.  
Else, go to SP\_BOX2.

DISPLAY: If CONDITION = 2, display " Anything else?". Else, do not display.

Display "MARK ALL THAT APPLY." in italics.

If CONDITION = 2, display all categories in uppercase. Else, display in mixed case.

PQID: CIR42a, modified

SAS Variable: SP2\_1, SP2\_2, SP2\_3, SP2\_4, SP2\_5, SP2\_6, SP2\_7, SP2\_8, SP2\_9, SP2\_10

Tags: Change Request, Choose-all-that-apply Item

NCVS Redesign Field Test Condition 2 Questionnaire

**Question ID: SP2A**

{INSTRUCTION ONLY: INTERVIEWER CODE THE APPROPRIATE CATEGORIES BASED ON RESPONSE TO SP2./What did you do to attack or threaten the offender{s}??} (*MARK ALL THAT APPLY.*)

- 1 You attacked the offender{s} with a gun or fired a gun
- 2 You attacked the offender{s} with another weapon
- 3 You hit, kicked, or attacked the offender{s} in some other way
- 4 You threatened the offender{s} with a gun
- 5 You threatened the offender{s} with another weapon
- 6 You threatened the offender{s} in some other way
- 7 Something else \_\_\_\_\_

ASK Description: Respondents who took action during the incident by threatening or attacking the offender(s).

ASK Specification: IF SP2\_1 = 1.

PROGRAM: Display text box and allow 250 character text response.

DISPLAY: Display "MARK ALL THAT APPLY." in italics.

If CONDITION = 2, display "INSTRUCTION ONLY: INTERVIEWER CODE THE APPROPRIATE CATEGORIES BASED ON RESPONSE TO SP2".

Else, display "What did you do to attack or threaten the offender{s}?".

If CONDITION = 2, display all categories in uppercase. Else, display in mixed case.

PQID: CIR42a, modified

SAS Variable: SP2A\_1, SP2A\_2, SP2A\_3, SP2A\_4, SP2A\_5, SP2A\_6, SP2A\_7, SP2A\_SPECIFY

Tags: Change Request, Choose-all-that-apply Item

**Box ID: SP\_BOX2**

If SP2\_10 = 1, go to SP2b.

Else, go to SP\_BOX3.

**Question ID: SP2b**

{INSTRUCTION ONLY: INTERVIEWER CODE THE APPROPRIATE CATEGORIES BASED ON RESPONSE TO SP2./What other actions did you take during the incident?}

1 TEXT RESPONSE

ASK Description: Respondents who took action during the incident by doing something else.

ASK Specification: IF SP2\_10 = 1.

PROGRAM: DISPLAY TEXT FIELD, MAX CHARACTER LENGTH = 256.

DISPLAY: If CONDITION = 2, display "INSTRUCTION ONLY: INTERVIEWER CODE THE APPROPRIATE CATEGORIES BASED ON RESPONSE TO SP2.".

Else, display "What other actions did you take during the incident?"

PQID: CIR42b

SAS Variable: SP2b

**Box ID: SP\_BOX3**

Respondents who were physically injured in any way during the incident, go to SP3A.  
Else, go to SP3B.

If CI1 = 1, GO TO SP3A.

Else, go to SP3B.

**Question ID: SP3A**

Did you {take that action/take any of these actions} {before you were injured, after you were injured, or at the same time you were injured?/...} (*MARK ALL THAT APPLY.*)

- 1 Before you were injured
- 2 After you were injured
- 3 At the same time you were injured

ASK Description: Respondents who reacted during the incident by doing something to protect themselves or their belongings or tried to do something else during the incident and were physically injured in any way during the incident.

ASK Specification: IF (SP1\_3 = 1 OR SP1\_4 = 1) AND CI1 = 1.

DISPLAY: If CONDITION = 2, display " before you... injured?". Else if CONDITION = 3, display "...".

If only one selection at SP2A, display "take that action". Else if multiple selections at SP2A, display "take any of these actions".

Display "MARK ALL THAT APPLY." in italics.

If CONDITION = 2, display response options in uppercase. Else, display response options in mixed case.

PQID: CIR43a, modified

SAS Variable: SP3a\_1, SP3a\_2, SP3a\_3

Tags: Change Request, Choose-all-that-apply Item

**Question ID: SP3b**

Overall, do you think that what you did helped the situation, made it worse, or had no impact?

- 1 Helped the situation
- 2 Made the situation worse
- 3 Had no impact on the situation

ASK Description: Respondents who reported the crime involved an attack of any kind or unwanted sexual contact or the respondent had contact with the offender(s) as the incident was happening.

ASK Specification: IF S\_A = 1 OR S\_TA = 1 OR S\_SA = 1 OR PR2\_1 = 1.

DISPLAY: If CONDITION = 2, display response options in uppercase. Else, display response options in mixed case.

PQID: CIR48, modified

SAS Variable: SP3b

**Box ID: SP\_BOX4**

Respondents who reported someone else saw, heard, or had contact with the offender(s), go to SP5. Else, go to SP4.

---

If PR2\_2 = 1 OR PR2\_3 = 1, go to SP5. Else, go to SP4.

**Question ID: SP4**

Besides you and the offender{s}, was anyone ELSE present during the incident? (Only include those ages 12 or older)?

- 1 Yes GO TO SP5
- 2 No GO TO HC2

ASK Description: Respondents who reported the crime involved an attack of any kind or unwanted sexual contact or the respondent had contact with the offender(s) as the incident was happening and did not report that someone else saw, heard, or had contact with the offender(s).

ASK Specification: IF (S\_A = 1 OR S\_TA = 1 OR S\_SA = 1 OR PR2\_1 = 1) AND PR2\_2 != 1 AND PR2\_3 != 1.

DISPLAY: If CONDITION = 2, display response options in uppercase. Else, display response options in mixed case.

PQID: CIR47, modified

SAS Variable: SP4

**Question ID: SP5**

Did anyone else do or try to do anything to help you while the incident was going on?

- |       |               |
|-------|---------------|
| 1 Yes | GO TO SP6     |
| 2 No  | GO TO SP_BOX5 |

ASK Description: Respondents who reported the crime involved an attack of any kind or unwanted sexual contact or the respondent had contact with the offender(s) as the incident was happening and reported someone other than themselves and the offender(s) were present during the incident.

ASK Specification: IF (S\_A = 1 OR S\_TA = 1 OR S\_SA = 1 OR PR2\_1 = 1) AND SP4 != 2, -9.

DISPLAY: If CONDITION = 2, display response options in uppercase. Else, display response options in mixed case.

PQID: NEW

SAS Variable: SP5

**Question ID: SP6**

Who took these actions? (*MARK ALL THAT APPLY.*)

- 1 Someone who was with you
- 2 Someone who was with the offender{s}
- 3 Someone else

ASK Description: Respondents who reported that someone else did or tried to do anything to help them while the incident was going on.

ASK Specification: IF SP5 = 1.

DISPLAY: Display "MARK ALL THAT APPLY." in italics.

PQID: NEW

SAS Variable: SP6\_1, SP6\_2, SP6\_3

Tags: Choose-all-that-apply Item

NCVS Redesign Field Test Condition 2 Questionnaire

**Question ID: SP7**

What did the person or people try to do to help you? (*MARK ALL THAT APPLY.*)

- 1 They attacked or tried to attack the offender{s}
- 2 They defended you or your property without physically attacking the offender{s}
- 3 They chased or warned off the offender{s}
- 4 They argued, reasoned, pleaded or bargained with the offender{s}
- 5 They tried to get help
- 6 They did something else (specify) \_\_\_\_\_

ASK Description: Respondents who reported that someone else did or tried to do anything to help them while the incident was going on.

ASK Specification: IF SP5 = 1.

PROGRAM: Display text box and allow 250 character text response.

DISPLAY: Display "MARK ALL THAT APPLY." in italics.

If CONDITION = 2, display all categories in uppercase. Else, display in mixed case.

PQID: CIR49a, modified

SAS Variable: SP7\_1, SP7\_2, SP7\_3, SP7\_4, SP7\_5, SP7\_6, SP7\_6\_SPECIFY

Tags: Change Request, Choose-all-that-apply Item

**Question ID: SP8**

Overall, did the actions of this person or people help the situation, make it worse, or have no impact?

- 1 Helped the situation
- 2 Made the situation worse
- 3 Had no impact on the situation

ASK Description: Respondents who reported that someone else did or tried to do anything to help them while the incident was going on.

ASK Specification: IF SP5 = 1.

DISPLAY: If CONDITION = 2, display response options in uppercase. Else, display response options in mixed case.

PQID: CIR48

SAS Variable: SP8

**Box ID: SP\_BOX5**

If PR2\_2 = 1 or PR2\_3 = 1 or SP4 = 1, GO TO SP9. Else, go to HC2.

NCVS Redesign Field Test Condition 2 Questionnaire

**Question ID: SP9**

{Not including the offender{s}, was/Was} anyone who was there during the incident under the age of 12?

- 1 Yes
- 2 No

ASK Description: Respondents who reported the crime involved an attack of any kind or unwanted sexual contact or the respondent had contact with the offender(s) as the incident was happening and reported that someone else saw, heard, or had contact with the offender(s).

ASK Specification: IF (S\_A = 1 OR S\_TA = 1 OR S\_SA = 1 OR PR2\_1 = 1) AND (PR2\_2 = 1 OR PR2\_3 = 1 OR SP4 = 1).

DISPLAY: If OC2a=1 or OC11a=1, display "Not including the offender{s}, was". Else, display "Was".

If CONDITION = 2, display response options in uppercase. Else, display response options in mixed case.

SAS Variable: SP9

**Question ID: SP9a**

Not counting yourself, {or }the offender{s}{, or children under 12}, were any other people harmed, threatened with harm, or have any belongings taken or damaged in {this/the} incident?

- 1 Yes {How many people? |\_|\_|}
- 2 No

ASK Description: Respondents who reported the crime involved an attack of any kind or unwanted sexual contact or the respondent had contact with the offender(s) as the incident was happening and reported that someone else saw, heard, or had contact with the offender(s).

ASK Specification: IF (S\_A = 1 OR S\_TA = 1 OR S\_SA = 1 OR PR2\_1 = 1) AND (PR2\_2 = 1 OR PR2\_3 = 1 OR SP4 = 1).

PROGRAM: If SP9a = 1, display "How many?" and an open response field. Allow 2 digits.

ROUTING INSTRUCTIONS: If SP9a = 1, go to SP10.

Else, if SP9a = 2, -9, go to HC2.

DISPLAY: If more than 1 CIR reported, display "this". Else, if only one incident reported, display "the".

If SP9 = 1, display ", or children under 12". Else, display "or ".

If CONDITION = 2, display response options in uppercase. Else, display response options in mixed case.

PQID: CIR52, modified

SAS Variable: SP9A, SP9a\_1a



NCVS Redesign Field Test Condition 2 Questionnaire

**Question ID: SP10**

{Of these {SP9a\_1a} people, how many of them live with you now?/Thinking just about the other persons who were present during the incident who were harmed, threatened with harm, or had property taken or damaged ... How many of these persons live with you now? (Do not include yourself, the offender{s} or children under 12 years of age.)}

1 |\_\_|\_\_|

ASK Description: Respondents who reported that someone other than themselves was harmed, threatened with harm, or had belongings taken or damaged in this incident.

ASK Specification: IF SP9a = 1.

PROGRAM: Allow 2 digits.

DISPLAY: If SP9a\_1a > 1, display "Of these... now?". Else, display "Thinking just... age.)".

PQID: CIR54a, modified

SAS Variable: SP10

## Hate Crimes

**Question ID: HC2**

{[READ FOR FIRST INCIDENT. READ ONLY IF NEEDED FOR INCIDENTS 2+: }A hate crime is a crime of prejudice or bigotry that occurs when an offender targets someone because of one or more of their characteristics or religious beliefs, such as:

- Race
- Religion
- Ethnic background or national origin
- A disability
- Sex
- Sexual orientation or gender identity

This could happen even if the offender falsely thinks you have certain characteristics or religious beliefs.{}}}

Do you think that this was a hate crime targeted at you?

- |       |               |
|-------|---------------|
| 1 Yes | GO TO HC_BOX1 |
| 2 No  | GO TO HC3     |

ASK Description: Respondents who reported an incident.

ASK Specification: IF (S\_MV = 1 AND MV4 != 1) OR S\_MVP = 1 OR (S\_T = 1 AND T4 != 4) OR S\_BI = 1 OR S\_V = 1 OR ((S\_A = 1 OR S\_TA = 1 OR S\_ATA = 1) AND (A8a = 1 OR A8a = NULL)) OR (S\_SA = 1 AND (SA\_4Ca1 = 1 OR SA\_4Ca1 = NULL)).

DISPLAY: Indent bullet points.

If CONDITION = 2, display response options in uppercase. Else, display response options in mixed case.

If CONDITION = 2, display "[READ FOR FIRST INCIDENT. READ ONLY IF NEEDED FOR INCIDENTS 2+:" and "]". Else do not display this text.

PQID: CIR162, modified

SAS Variable: HC2

Tags: Change Request

**Box ID: HC\_BOX1**

For HC2a\_1 – HC2a\_6, display a 'Yes' and 'No' column with options for each response category.

Tags: Stem and Leaf screen

NCVS Redesign Field Test Condition 2 Questionnaire

**Question ID: HC2a**

Do you think prejudice or bigotry towards any of the following was a reason you were targeted, even if the offender falsely thought something about you?

- 1 Because of your race?
- 2 Because of your religion?
- 3 Because of your ethnic background or national origin?
- 4 Because of any disability you may have?
- 5 Because of your sex?
- 6 Because of your sexual orientation or gender identity - by this we mean gay, lesbian, bisexual, straight, transgender, or gender non-conforming?

ASK Description: Respondents who suspect that this incident was a hate crime targeted at them.

ASK Specification: IF HC2 = 1.

PROGRAM: ROUTING INSTRUCTIONS: IF HC2a\_1 = 1 OR HC2a\_2 = 1 OR HC2a\_3 = 1 OR HC2a\_4 = 1 OR HC2a\_5 = 1 OR HC2a\_6 = 1, GO TO HC4.  
ELSE, GO TO HC3.

PQID: CIR162, modified

SAS Variable: HC2a\_1, HC2a\_2, HC2a\_3, HC2a\_4, HC2a\_5, HC2a\_6

Tags: Change Request, Stem and Leaf screen

**Question ID: HC3**

Do you think this was a hate crime targeted at any of the people you spend time with?

- |       |                |
|-------|----------------|
| 1 Yes | GO TO HC4      |
| 2 No  | GO TO PI_INTRO |

ASK Description: Respondents who do not suspect that this incident was a hate crime targeted at them or respondents who did suspect that this incident was a hate crime, but not because of race, religion, ethnic background, disability, sex, or sexual orientation.

ASK Specification: IF HC2 = 2, -9 OR (HC2a\_1 = 2, -9 AND HC2a\_2 = 2, -9 AND HC2a\_3 = 2, -9 AND HC2a\_4 = 2, -9 AND HC2a\_5 = 2, -9 AND HC2a\_6 = 2, -9).

DISPLAY: If CONDITION = 2, display response options in uppercase. Else, display response options in mixed case.

PQID: CIR163, modified

SAS Variable: HC3

NCVS Redesign Field Test Condition 2 Questionnaire

**Question ID: HC4**

Did the offender(s) say something, write something, or leave something behind at the crime scene that made you think it was a hate crime?

1 Yes

GO TO HC\_BOX2

2 No

GO TO PI\_INTRO

ASK Description: Respondents who suspect that this incident was a hate crime targeted at them or any of the people they spend time with.

ASK Specification: IF HC2 = 1 OR (HC2 = 2, -9 AND HC3 = 1) OR (HC2a\_1 = 1 OR HC2a\_2 = 1 OR HC2a\_3 = 1 OR HC2a\_4 = 1 OR HC2a\_5 = 1 OR HC2a\_6 = 1).

DISPLAY: If CONDITION = 2, display response options in uppercase. Else, display response options in mixed case.

PQID: CIR164b

SAS Variable: HC4

**Box ID: HC\_BOX2**

For HC5a – HC5g, display a 'Yes' and 'No' column with options for each response category.

Tags: Stem and Leaf screen

**Question ID: HC5**

Did any of the following things happen?

- 1 The offender(s) used hurtful or abusive language referring to your sex, religion, race or ethnicity, sexual orientation or gender identity, or a disability
- 2 There was something at the scene, such as a swastika or a burning cross, that made you think this was a hate crime
- 3 The police told you that this was a hate crime
- 4 From what you know, the offender(s) had committed similar hate crimes in the past
- 5 The incident happened around a holiday, event, or place commonly associated with a specific group
- 6 Other hate crimes had occurred in your local area or neighborhood
- 7 Something else happened that would suggest it was a hate crime (SPECIFY:) \_\_\_\_\_

ASK Description: Respondents who reported the offenders said, wrote, or left anything behind at the crime scene that suggested the incident was a hate crime.

ASK Specification: IF HC4 = 1.

PROGRAM: Display text box and allow 250 character text response.

PQID: CIR165, modified

SAS Variable: HC5a, HC5b, HC5c, HC5d, HC5e, HC5f, HC5g, HC5\_SPECIFY

Tags: Stem and Leaf screen

## Police Involvement Series

### Question ID: PI\_INTRO

The next questions ask about whether the police got involved in {this/the} incident{ in {MONTH}}.

ASK Description: Respondents who reported an incident.

ASK Specification: IF S\_MV = 1 OR S\_MVP = 1 OR S\_T = 1 OR S\_BI = 1 OR S\_V = 1 OR S\_A = 1 OR S\_TA = 1 OR S\_ATA = 1 OR S\_SA = 1.

DISPLAY: If more than 1 CIR, display "this". Else, display "the".

If month was reported for the incident in the current loop, display { in {MONTH}}. For {MONTH}, display Month of incident in current loop. Display format – January. Else, if month was not reported for the incident in the current loop, do not display.

### Question ID: PI1

Did the police find out about {this/the} incident?

- 1 Yes
- 2 No

ASK Description: Respondents who reported an incident.

ASK Specification: IF (S\_MV = 1 AND MV4 != 1) OR S\_MVP = 1 OR (S\_T = 1 AND T4 != 4) OR S\_BI = 1 OR S\_V = 1 OR ((S\_A = 1 OR S\_TA = 1 OR S\_ATA = 1) AND (A8a = 1 OR A8a = NULL)) OR (S\_SA = 1 AND (SA\_4Ca1 = 1 OR SA\_4Ca1 = NULL)).

PROGRAM: ROUTING INSTRUCTIONS: If PI1 = 1, go to PI4.

Else, if PI1 = 2, go to PI2a.

Else, go to PI24.

DISPLAY: If more than 1 CIR, display "this". Else, display "the".

If CONDITION = 2, display response options in uppercase. Else, display response options in mixed case.

PQID: CIR 115, modified

SAS Variable: PI1

**Question ID: PI2a**

Why did you decide not to contact the police? (*MARK ALL THAT APPLY.*)

- 1 You didn't think it was important enough to report
- 2 You didn't think the police would do anything about it
- 3 You weren't sure who did it
- 4 It was too personal to report
- 5 {You told a parent or other adult relative}
- 6 You took care of it yourself
- 7 You reported it to an official other than the police
- 8 You didn't think the police would believe you
- 9 You didn't want to get into trouble with the police
- 10 You didn't want the offender to get in trouble or face harsh consequences
- 11 You were worried the offender might get back at you
- 12 You weren't sure it was a crime
- 13 Some other reason

ASK Description: Respondents who reported the police did not find out about this incident.

ASK Specification: IF PI1 = 2.

PROGRAM: ROUTING INSTRUCTIONS: If PI2a\_13 = 1, go to PI2b.  
Else, go to PI\_BOX1.

DISPLAY: Display "MARK ALL THAT APPLY." in italics.

If UT\_AGE < 18, display response option 5. Else, do not display.

If CONDITION = 2, display response options in uppercase. Else, if CONDITION = 3, display response options in mixed case.

PQID: CIR117a, modified

SAS Variable: PI2a\_1, PI2a\_2, PI2a\_3, PI2a\_4, PI2a\_5, PI2a\_6, PI2a\_7, PI2a\_8, PI2a\_9, PI2a\_10, PI2a\_11, PI2a\_12, PI2a\_13

Tags: Change Request, Choose-all-that-apply Item

NCVS Redesign Field Test Condition 2 Questionnaire

**Question ID: PI2b**

{INSTRUCTION ONLY: INTERVIEWER CODE THE APPROPRIATE CATEGORIES BASED ON RESPONSE TO PI2a./What was the other reason why you did not contact the police?} (MARK ALL THAT APPLY.)

- 1 You didn't trust the police
- 2 You didn't find out until it was too late to report
- 3 It would have been too much trouble to report it
- 4 You thought someone else would contact the police
- 5 Some other reason \_\_\_\_\_

ASK Description: Respondents who reported the police did not find out about this incident for some other reason.

ASK Specification: IF PI2a\_13 = 1.

PROGRAM: Display text box and allow 250 character text response.

DISPLAY: If CONDITION = 2, display "INSTRUCTION ONLY: INTERVIEWER CODE THE APPROPRIATE CATEGORIES BASED ON RESPONSE TO PI2a."

Else, display "What was the other reason why you did not contact the police?".

If CONDITION = 2, display all categories in uppercase. Else, if CONDITION = 3, display in mixed case.

Display "MARK ALL THAT APPLY." in italics.

PQID: CIR117a, modified

SAS Variable: PI2b\_1, PI2b\_2, PI2b\_3, PI2b\_4, PI2b\_5, PI2b\_5\_SPECIFY

Tags: Change Request, Choose-all-that-apply Item

**Box ID: PI\_BOX1**

If more than one reason marked in PI2a and PI2b (excluding PI2a\_13), go to PI3.

Else, respondents who reported the incident happened at school, on school property, or on a school bus and reported the incident to an official other than police, go to PI2C.

Else, respondents who reported the incident happened at school, on school property, or on a school bus and did not report the incident to an official other than police, go to PI16a.

Else, go to PI17.

---

IF PI2a[\_1/.../\_12] = 1 OR PI2b[\_1/.../\_5] = 1 FOR TWO OR MORE REASONS, go to PI3.

Else, if PI2a\_7 = 1 and LO\_3 = 6, go to PI2C.

Else, if PI2a\_7 != 1 AND LO\_3 = 6, go to PI16a.

Else, go to PI17.

Tags: Change Request



**Question ID: PI3**

Which of these would you say was the most important reason why you did not contact the police?

- 1 {You didn't think it was important enough to report}
- 2 {You didn't think the police would do anything about it}
- 3 {You weren't sure who did it}
- 4 {It was too personal to report}
- 5 {You told a parent or other adult relative}
- 6 {You took care of it yourself}
- 7 {You reported it to an official other than the police}
- 8 {You didn't think the police would believe you}
- 9 {You didn't want to get into trouble with the police}
- 10 {You didn't want the offender to get in trouble or face harsh consequences}
- 11 {You were worried the offender might get back at you}
- 12 {You weren't sure it was a crime}
- 13 {You didn't trust the police}
- 14 {You didn't find out until it was too late to report}
- 15 {It would have been too much trouble to report it}
- 16 {You thought someone else would contact the police}
- 17 {FILL DISPLAY FROM PI2b\_5\_SPECIFY}
- 18 NO ONE REASON IS MOST IMPORTANT

ASK Description: Respondents who reported the police did not find out about this incident for multiple reasons.

ASK Specification: IF PI2a[\_1/.../\_12] = 1 OR PI2b[\_1/.../\_5] = 1 FOR TWO OR MORE REASONS.

PROGRAM: ROUTING INSTRUCTIONS: If PI2a\_7 = 1 and LO\_3=6, go to PI2c.

Else, if PI2a\_7 != 1 and LO\_3 = 6, go to PI16a.

Else, go to PI17.

NCVS Redesign Field Test Condition 2 Questionnaire

DISPLAY: If PI2a\_1 = 1, display response option 1. Else, do not display.  
If PI2a\_2 = 1, display response option 2. Else, do not display.  
If PI2a\_3 = 1, display response option 3. Else, do not display.  
If PI2a\_4 = 1, display response option 4. Else, do not display.  
If PI2a\_5 = 1, display response option 5. Else, do not display.  
If PI2a\_6 = 1, display response option 6. Else, do not display.  
If PI2a\_7 = 1, display response option 7. Else, do not display.  
If PI2a\_8 = 1, display response option 8. Else, do not display.  
If PI2a\_9 = 1, display response option 9. Else, do not display.  
If PI2a\_10 = 1, display response option 10. Else, do not display.  
If PI2a\_11 = 1, display response option 11. Else, do not display.  
If PI2a\_12 = 1, display response option 12. Else, do not display.  
If PI2b\_1 = 1, display response option 13. Else, do not display.  
If PI2b\_2 = 1, display response option 14. Else, do not display.  
If PI2b\_3 = 1, display response option 15. Else, do not display.  
If PI2b\_4 = 1, display response option 16. Else, do not display.  
If PI2b\_5\_SPECIFY != -9, display "FILL DISPLAY FROM PI2b\_5\_SPECIFY". Else, do not display.

PQID: CIR 118, modified

SAS Variable: PI3

Tags: Change Request

**Question ID: PI2c**

Did you report the incident to a school official or School Resource Officer?

- 1 Yes
- 2 No

GO TO PI17

ASK Description: Respondents who reported the incident happened at school, on school property, or on a school bus and reported the incident to an official other than police.

ASK Specification: If LO\_3 = 6 and PI2a\_7 = 1.

DISPLAY: If CONDITION = 2, display response options in uppercase. Else, display response options in mixed case.

PQID: NEW

SAS Variable: PI2c

**Question ID: PI2d**

Why did you decide not to contact a school official or School Resource Officer?{ Any other reasons?} (*MARK ALL THAT APPLY.*)

- 1 You didn't think it was important enough to report
- 2 You didn't think the official or school resource officer would do anything about it
- 3 You weren't sure who did it
- 4 It was too personal to report
- 5 You took care of it yourself
- 6 You didn't think the police would believe you
- 7 You didn't want to get into trouble
- 8 You didn't want the offender or his/her family to get in trouble or face harsh consequences
- 9 You were worried the offender might get back at you
- 10 You weren't sure it was a crime
- 11 Some other reason

ASK Description: Respondents who reported the incident happened at school, on school property, or on a school bus and reported the incident to an official other than police and did not report the incident to a school official or School Resource Officer.

ASK Specification: If LO\_3 = 6 and PI2a\_7 = 1 AND PI2c = 2.

PROGRAM: ROUTING INSTRUCTIONS: GO TO PI17.

DISPLAY: If CONDITION = 2, display "Any other reasons?". Else do not display.

Display "*MARK ALL THAT APPLY.*" in italics.

If CONDITION = 2, display all categories in uppercase. Else, if CONDITION = 3, display in mixed case.

PQID: CIR117a, modified

SAS Variable: PI2d\_1, PI2d\_2, PI2d\_3, PI2d\_4, PI2d\_5, PI2d\_6, PI2d\_7, PI2d\_8, PI2d\_9, PI2d\_10, PI2d\_11

Tags: Change Request, Choose-all-that-apply Item

**Question ID: PI4**

Who informed the police? If more than one person, choose the first response that applies.

- 1 You informed the police yourself
- 2 Someone you live with
- 3 {A school employee or School Resource Officer}
- 4 Someone such as a security guard or a building manager
- 5 The police were at scene
- 7 Someone else told the police {Who?/Specify:}

\_\_\_\_\_

ASK Description: Respondents who reported the police found out about the incident.

ASK Specification: IF PI1 = 1.

PROGRAM: Display text box and allow 250 character text response.

ROUTING INSTRUCTIONS: If HC2 = 1 or HC3 = 1, go to PI16b.

Else if PI4 = 1, 2, 3, 4, 7, go to PI5.

Else if PI4 = 5 or -9, go to PI17.

DISPLAY: If CONDITION = 2, display "Who?". Else, display "Specify:".

If RStudent = 1, display category 3 "A school... Officer". Else, do not display.

PQID: CIR 116a, modified

SAS Variable: PI4, PI4\_SPECIFY

Tags: Change Request

**Question ID: PI16b**

Did you tell the police that you believe the incident was a hate crime?

- 1 Yes
- 2 No

ASK Description: Respondents who reported the police found out about the incident and suspect that this incident was a hate crime targeted at them or any of the people they spend time with.

ASK Specification: IF PI1 = 1 AND (HC2 = 1 OR HC3 = 1).

PROGRAM: ROUTING INSTRUCTIONS: If PI4 = 1, 2, 3, 4, 7, go to PI5.

Else if PI4 = 5 or -9, go to PI17.

DISPLAY: If CONDITION = 2, display response options in uppercase. Else, display response options in mixed case.

PQID: CIR166, modified

SAS Variable: PI16b

**Question ID: PI5**

{You said someone else informed the police.} How did {you first/they} notify the police?

- 1 {You/They} called the police
- 2 {You/They} approached an officer or police car
- 3 {You/They} went to the police station
- 4 {You/They} used the internet or a social media app
- 5 Some other way - specify \_\_\_\_\_
- 6 {Don't Know}

ASK Description: Respondents who reported the police found out about the incident through the respondent, someone they live with, a school employee or School Resource Officer, a security guard or building manager, or someone else.

ASK Specification: IF PI4 = 1, 2, 3, 4, 7.

PROGRAM: Display text box and allow 250 character text response.

ROUTING INSTRUCTIONS: If PI5 = 1, 2, 3, go to PI9.

If PI5 = 4, 5, 6, go to PI\_BOX2.

DISPLAY: If PI4 =2, 3, 4, 7, display "You said someone else informed the police." Else, do not display this text.

If PI4 = 1, display "you first" and "you". Else if PI4 != 1, display "they", "they" and category 6.

If CONDITION = 2, display response options in uppercase. Else, if CONDITION = 3, display response options in mixed case.

PQID: New

SAS Variable: PI5, PI5\_SPECIFY

Tags: Change Request

NCVS Redesign Field Test Condition 2 Questionnaire

**Question ID: PI9**

Which of the following BEST describes when the police were first contacted?{ (READ RESPONSES UNTIL R SAYS YES.)}

- 1 While the incident was happening
- 2 Within 10 minutes after the incident occurred
- 3 Within an hour after the incident occurred
- 4 Within 24 hours of the incident
- 5 Longer than a day after the incident occurred

ASK Description: Respondents who reported the police were notified by phone call, approaching an officer, or by going to the police station.

ASK Specification: IF PI5 = 1, 2, 3.

DISPLAY: If CONDITION = 2, display " (READ RESPONSES UNTIL R SAYS YES.)". Else do not display.

PQID: New

SAS Variable: PI9

**Box ID: PI\_BOX2**

IF PI5 = 1, 4, 5, GO TO PI\_BOX2A.  
ELSE, GO TO PI\_BOX3.

**Box ID: PI\_BOX2A**

Go to PI10.

**Question ID: PI10**

What did the police do when they found out about the incident? (*MARK ALL THAT APPLY.*)

- 1 Come to you
- 2 Tell you to go to a police station
- 3 Take a report over the phone
- 4 Deal with it through the mail
- 5 Deal with it through the Internet or a social media app
- 6 Something else\_\_\_\_\_
- 7 {IF R VOLUNTEERS: THE POLICE DID NOTHING/The police did nothing}

ASK Description: Respondents who reported the police were contacted by phone, using the internet or social media app, or some other way.

ASK Specification: IF PI5 = 1, 4, 5.

PROGRAM: Display text box and allow 250 character text response.

ROUTING INSTRUCTIONS: Go to PI\_BOX3.

DISPLAY: Display "MARK ALL THAT APPLY." in italics.

If CONDITION = 2, display "IF R... NOTHING". Else if CONDITION = 3, display "The police did nothing".

PQID: CIR 121, modified

SAS Variable: PI10\_1, PI10\_2, PI10\_3, PI10\_4, PI10\_5, PI10\_6, PI10\_6\_SPECIFY, PI10\_7

Tags: Change Request, Choose-all-that-apply Item

**Box ID: PI\_BOX3**

Respondents who reported the police came to them when they found out about the incident, go to PI13.

Else, respondents who gave the police a report over the phone, go to PI11.

Else, go to PI\_BOX4.

---

If PI10\_1 = 1, go to PI13.

Else, if PI10\_3 = 1, go to PI11.

Else, go to PI\_BOX4.

**Question ID: PI11**

How satisfied were you with how the phone report was taken{ . . ./?}

- 1 Completely satisfied
- 2 Mostly satisfied
- 3 Equally satisfied and dissatisfied
- 4 Mostly dissatisfied
- 5 Completely dissatisfied
- 6 {Or do you not have an opinion?/Don't know}

ASK Description: Respondents who did not report the police came to them and gave the police a report over the phone.

ASK Specification: IF PI10\_1 != 1 AND PI10\_3 = 1.

DISPLAY: If CONDITION = 2, display " ...". Else, display "?".

If CONDITION = 2 and PI4 = 2, 3, 4, 5, 7 , display option 6 "Or do you not have an opinion?".

Else, if CONDITION = 3 and PI4 = 2, 3, 4, 5, 7, display option 6 "Don't know".

Else, do not display.

PQID: New

SAS Variable: PI11

Tags: Change Request

**Box ID: PI\_BOX4**

Respondents who reported the police told them to go to a police station, or took a report over the phone, or dealt with it through the mail, or dealt with it through the internet or social media app, or did something else, or did nothing, go to PI12.

Else, go to PI\_BOX6.

---

If PI10\_2 = 1 OR PI10\_3 = 1 OR PI10\_4 = 1 OR PI10\_5 = 1 OR PI10\_6 = 1 OR PI10\_7 = 1, go to PI12.

Else, go to PI\_BOX6.



**Question ID: PI12**

Do you think the police should have come to you when they were contacted?

- 1 Yes
- 2 No

ASK Description: Respondents who reported the police told them to go to a police station, or took a report over the phone, or dealt with it through the mail, or dealt with it through the internet or social media app, or did something else, or did nothing.

ASK Specification: IF PI10\_2 = 1 OR PI10\_3 = 1 OR PI10\_4 = 1 OR PI10\_5 = 1 OR PI10\_6 = 1 OR PI10\_7= 1.

PROGRAM: Go to PI17.

DISPLAY: If CONDITION = 2, display response options in uppercase. Else, display response options in mixed case.

PQID: New

SAS Variable: PI12

**Question ID: PI13**

How satisfied were you with the time it took the police to get to you after they were contacted?

- 1 Completely satisfied
- 2 Mostly satisfied
- 3 Equally satisfied and dissatisfied
- 4 Mostly dissatisfied
- 5 Completely dissatisfied
- 6 {Or do you not have an opinion?/Don't Know}

ASK Description: Respondents who reported the police came to them when they found out about incident.

ASK Specification: IF PI10\_1 = 1.

DISPLAY: If CONDITION = 2 and PI4 = 2, 3, 4, 5, 7, display option 6 "Or do you not have an opinion?".

Else, if CONDITION = 3 and PI4 = 2, 3, 4, 5, 7, display option 6 "Don't know".

Else, do not display.

PQID: New

SAS Variable: PI13

Tags: Change Request

NCVS Redesign Field Test Condition 2 Questionnaire

**Box ID: PI\_BOX5**

Respondents who reported the police came to them when they found out about incident and reported that the police were not already at the scene and the police were not contacted by approaching an officer or police car, go to PI14.  
Else, go to PI\_BOX5A.

IF PI10\_1 = 1 AND PI4 != 5 AND PI5 != 2, GO TO PI14.  
Else, go to PI\_BOX5A.

**Question ID: PI14**

Had the police told {you/the person who contacted them} how long it would take them to get there?

- 1 Yes
- 2 No
- 3 {Don't know}

ASK Description: Respondents who reported the police came to them when they found out about incident and reported that the police were not already at the scene and the police were not contacted by approaching an officer or police car.

ASK Specification: IF PI10\_1 = 1 AND PI4 != 5 AND PI5 != 2.

DISPLAY: If PI4 = 1, display "you".

Else, display "the person who contacted them".

If PI4 = 2, 3, 4, 7, display option 3 "Don't know".

Else, do not display.

If CONDITION = 2, display response options in uppercase. Else, display response options in mixed case.

PQID: New

SAS Variable: PI14

**Box ID: PI\_BOX5A**

Go to PI15.

**Question ID: PI15**

{What did/Did} the police do{ any of the following} while they were there?{ Anything else?}  
(*MARK ALL THAT APPLY.*)

- 1 They took a report or asked you questions about what happened
- 2 They questioned other witnesses or suspects
- 3 They looked around
- 4 They took evidence, such as fingerprints
- 5 They made a list of what was taken
- 6 They promised to watch over the crime scene
- 7 They promised to investigate
- 8 They made one or more arrests
- 9 They did not do any of these things

ASK Description: Respondents who reported the police came to them when they found out about incident.

ASK Specification: IF PI10\_1 = 1.

DISPLAY: Display "MARK ALL THAT APPLY." in italics.

If CONDITION = 2, display response options in uppercase. Else, if CONDITION = 3, display response options in mixed case.

If CONDITION = 2, display "What did" and " Anything else?". Else if CONDITION = 3, display "Did" and " any of the following".

PQID: CIR 123a, modified

SAS Variable: PI15\_1, PI15\_2, PI15\_3, PI15\_4, PI15\_5, PI15\_6, PI15\_7, PI15\_8, PI15\_9

Tags: Change Request, Choose-all-that-apply Item

**Question ID: PI16**

Did the police do any of the following other things while they were there? (*MARK ALL THAT APPLY.*)

- 1 They calmed people down
- 2 They resolved the conflict
- 3 They gave advice about insurance
- 4 They gave information about your rights as a victim
- 5 They gave information about services that could help you as a victim
- 6 They contacted victim services on your behalf
- 7 They contacted emergency medical services
- 8 They did something else to help Specify: \_\_\_\_\_
- 9 {RECORD IF VOLUNTEERED: }They did not do anything{ else} to help

ASK Description: Respondents who reported the police came to them when they found out about incident.

ASK Specification: IF PI10\_1 = 1.

PROGRAM: Display text box and allow 250 character text response.

DISPLAY: Display "MARK ALL THAT APPLY." in italics.

IF CONDITION = 2, display "RECORD IF VOLUNTEERED: ". Else, do not display.

If PI15\_1 = 1 or PI15\_2 = 1 or PI15\_3 = 1 or PI15\_4 = 1 or PI15\_5 = 1 or PI15\_6 = 1 or PI15\_7 = 1 or PI15\_8 = 1, display " else" in response option 9. Else, do not display this text.

PQID: NEW

SAS Variable: PI16\_1, PI16\_2, PI16\_3, PI16\_4, PI16\_5, PI16\_6, PI16\_7, PI16\_8, PI16\_8\_SPECIFY, PI16\_9

Tags: Change Request, Choose-all-that-apply Item

**Box ID: PI\_BOX6**

Respondents who reported the incident happened at school, on school property, or on a school bus and did not report the incident to an official other than police, go to PI16a.  
Else, go to PI17.

---

If PI2a\_7 != 1 and LO\_3 = 6, go to PI16a.  
Else go to PI17.

Tags: Change Request

NCVS Redesign Field Test Condition 2 Questionnaire

**Question ID: PI16a**

Did anyone report the incident to a school official or School Resource Officer (SRO)?

- 1 Yes
- 2 No

ASK Description: Respondents who reported the incident happened at school, on school property, or on a school bus and did not report the incident to an official other than police.

ASK Specification: IF PI2a\_7 != 1 AND LO\_3 = 6.

DISPLAY: If CONDITION = 2, display response options in uppercase. Else, display response options in mixed case.

PQID: NEW

SAS Variable: PI16a

**Question ID: PI17**

Did you (or anyone you live with) have any later contact with the police about the incident?

- 1 Yes
- 2 No

ASK Description: Respondents who reported whether or not the police found out about the incident.

ASK Specification: IF PI1 = 1, 2.

PROGRAM: ROUTING INSTRUCTIONS: If PI17 = 1, go to PI18.

Else, if PI17 = 2 and PI1 = 1, go to PI20.

Else, go to PI24.

DISPLAY: If CONDITION = 2, display response options in uppercase. Else, display response options in mixed case.

PQID: CIR124

SAS Variable: PI17

**Question ID: PI18**

Thinking about these later contacts, did the police get in touch with you or did you get in touch with them?

- 1 Police contacted you (or someone else you live with)
- 2 You (or someone else you live with) contacted the police
- 3 BOTH

ASK Description: Respondents who reported they or anyone they live with had any later contact with the police about the incident.

ASK Specification: IF PI17 = 1.

DISPLAY: If CONDITION = 2, display response options in uppercase. Else, display response options in mixed case.

PQID: CIR125a

SAS Variable: PI18

**Question ID: PI19**

What did the police do to follow up on {this/the} incident?{ Anything else?} (*MARK ALL THAT APPLY.*)

- 1 They took a report or asked you questions about what happened
- 2 They questioned other witnesses or suspects
- 3 They watched over or promised to watch over the crime scene
- 4 {They got some or all of your belongings back}
- 5 They made one or more arrests
- 6 They stayed in touch
- 7 They contacted victim services on your behalf
- 8 They did something else (specify) \_\_\_\_\_
- 9 They did not do anything to your knowledge

ASK Description: Respondents who reported they or anyone they live with had any later contact with the police about the incident.

ASK Specification: IF PI17 = 1.

PROGRAM: Display text box and allow 250 character text response.

DISPLAY: If more than 1 CIR reported, display "this". Else, if only one incident reported, display "the".

If CONDITION = 2, display " Anything else?". Else, do not display.

Display "MARK ALL THAT APPLY." in italics.

If CONDITION = 2, display response options in uppercase. Else, if CONDITION = 3, display response options in mixed case.

IF S\_T = 1, display response option 4 "They got... back".

PQID: CIR 127a, modified

SAS Variable: PI19\_1, PI19\_2, PI19\_3, PI19\_4, PI19\_5, PI19\_6, PI19\_7, PI19\_8, PI19\_8\_SPECIFY, PI19\_9

Tags: Change Request, Choose-all-that-apply Item

**Question ID: PI20**

Next are some questions about how you feel the police handled {this/the} incident. If more than one officer was involved, please think about how you would rate them as a group.

How respectfully did the police treat you?

- 1 Very respectfully
- 2 Somewhat respectfully
- 3 Neither respectfully or disrespectfully
- 4 Somewhat disrespectfully
- 5 Very disrespectfully
- 6 {Does not apply}

ASK Description: Respondents who reported they or anyone they live with had any later contact with the police about the incident or reported they or anyone they live with did not have any later contact with the police but the police did find out about the incident.

ASK Specification: IF PI17 = 1 OR (PI17 = 2 AND PI1 = 1).

DISPLAY: If more than 1 CIR reported, display "this". Else, if only one incident reported, display "the".

If PI4 != 1 or 5, display response option 6 "Does not apply". Else, do not display.

PQID: New

SAS Variable: PI20

**Question ID: PI21**

How satisfied were you with the amount of time the police gave you to tell your story?

- 1 Completely satisfied
- 2 Mostly satisfied
- 3 Equally satisfied and dissatisfied
- 4 Mostly dissatisfied
- 5 Completely dissatisfied
- 6 {Does not apply}

ASK Description: Respondents who reported they or anyone they live with had any later contact with the police about the incident or reported they or anyone they live with did not have any later contact with the police but the police did find out about the incident.

ASK Specification: IF PI17 = 1 OR (PI17 = 2 AND PI1 = 1).

DISPLAY: If PI4 != 1 or 5, display response option 6 "Does not apply". Else, do not display.

PQID: New

SAS Variable: PI21



**Question ID: PI22**

How satisfied were you that the police did everything they could . . .

- 1 Completely satisfied
- 2 Mostly satisfied
- 3 Equally satisfied and dissatisfied
- 4 Mostly dissatisfied
- 5 Completely dissatisfied
- 6 {Does not apply}

ASK Description: Respondents who reported they or anyone they live with had any later contact with the police about the incident or reported they or anyone they live with did not have any later contact with the police but the police did find out about the incident.

ASK Specification: IF PI17 = 1 OR (PI17 = 2 AND PI1 = 1).

DISPLAY: If PI4 =! 1 or 5, display response option 6 "Does not apply". Else, do not display.

PQID: New

SAS Variable: PI22

**Question ID: PI23**

Taking the whole experience into account, how effectively did the police handle the incident?

- 1 Very effectively
- 2 Somewhat effectively
- 3 Neither effectively nor ineffectively
- 4 Somewhat ineffectively
- 5 Very ineffectively

ASK Description: Respondents who reported they or anyone they live with had any later contact with the police about the incident or they or anyone they live with did not have any later contact with the police but the police did find out about the incident.

ASK Specification: IF PI17 = 1 OR (PI17 = 2 AND PI1 = 1).

PQID: New

SAS Variable: PI23

**Question ID: PI24**

At the time, did you consider this incident to be a crime?

- 1 Yes
- 2 No

ASK Description: Respondents who did not report whether or not the police found out about the incident or they or anyone they live with did not have any later contact with the police and the police found out about the incident.

ASK Specification: IF PI1 = -9 OR (PI17 = 2 AND PI1 = 1, 2) OR PI17 = 1, -9.

DISPLAY: If CONDITION = 2, display response options in uppercase. Else, display response options in mixed case.

SAS Variable: PI24

Tags: Change Request

**Question ID: PI25**

Now, looking back, do you consider this incident to be a crime?

- 1 Yes
- 2 No

ASK Description: Respondents who did not report whether or not the police found out about the incident or they or anyone they live with did not have any later contact with the police and the police found out about the incident.

ASK Specification: IF PI1 = -9 OR (PI17 = 2 AND PI1 = 1, 2) OR PI17 = 1, -9.

DISPLAY: If CONDITION = 2, display response options in uppercase. Else, display response options in mixed case.

SAS Variable: PI25

Tags: Change Request

## Workplace Violence Series

**Box ID: WV\_BOX1**

Respondents who had a job or worked at a business in the past 7 days or past 12 months and reported this incident involved an attack, threatened attack, attack with a weapon, or unwanted sexual contact, go to WV1.  
Else, go to CS1.

---

If (PC5 = 1 or PC6 = 1) and (S\_A = 1 OR S\_TA = 1 OR S\_ATA = 1 OR S\_SA = 1), go to WV1.  
Else, go to CS1.

**Question ID: WV1**

Did {this/the} incident occur while you were working or on duty?

1 Yes

GO TO WV\_BOX3

2 No

ASK Description: Respondents who had a job or worked at a business in the past 7 days or past 12 months and reported this incident involved an attack, threatened attack, attack with a weapon, or unwanted sexual contact.

ASK Specification: IF (PC5 = 1 OR PC6 = 1) AND (S\_A = 1 OR S\_TA = 1 OR S\_ATA = 1 OR S\_SA = 1).

DISPLAY: If more than 1 CIR, display "this". Else, display "the".

If CONDITION = 2, display response options in uppercase. Else, display response options in mixed case.

PQID: CIR135a, modified

SAS Variable: WV1

**Box ID: WV\_BOX2**

Respondents who reported the incident did not occur on their own property, inside their home, or at their place of work and this incident did not occur while they were working or on duty, go to WV2.  
Else, go to CS1.

---

IF LO\_1 != 1 AND LO\_3 != 1, 3, 5 AND WV1 != 1, go to WV2.  
Else, go to CS1.

**Question ID: WV2**

Did {this/the} incident happen when you were on your way to or from work?

- 1 Yes
- 2 No

ASK Description: Respondents who had a job or worked at a business in the past 7 days or past 12 months and reported this incident involved an attack, threatened attack, attack with a weapon, or unwanted sexual contact and reported the incident did not occur on their own property, inside their home, or at their place of work and this incident did not occur while they were working or on duty.

ASK Specification: IF (PC5 = 1 OR PC6 = 1) AND (S\_A = 1 OR S\_TA = 1 OR S\_ATA = 1 OR S\_SA = 1) AND LO\_1 != 1 AND LO\_3 != 1, 3, 5 AND WV1 != 1.

DISPLAY: If more than 1 CIR, display "this". Else, display "the".

If CONDITION = 2, display response options in uppercase. Else, display response options in mixed case.

PQID: CIR135a, modified

SAS Variable: WV2

**Box ID: WV\_BOX3**

Respondents who reported the incident occurred at their place of work or reported the incident occurred while they were working or on duty or reported the incident happened when they were on their way to or from work, go to WV3.  
Else, go to CS1.

---

IF LO\_3 = 5 or WV1 = 1 or WV2 = 1, GO TO WV3.  
ELSE, GO TO CS1.

**Question ID: WV3**

The next questions are about the job you had at the time of {this/the} incident. Were you employed by . . .

- 1 A private company, business, or individual for wages
- 2 The Federal government
- 3 A State, county, or local government
- 4 Yourself (self-employed) in your own business, professional practice, or farm
- 5 A private not-for-profit, tax-exempt, or charitable organization?

ASK Description: Respondents who had a job or worked at a business in the past 7 days or past 12 months and reported this incident involved an attack, threatened attack, attack with a weapon, or unwanted sexual contact and reported the incident occurred at their place of work or reported the incident occurred while they were working or on duty or reported the incident happened when they were on their way to or from work.

ASK Specification: IF (PC5 = 1 OR PC6 = 1) AND (S\_A = 1 OR S\_TA = 1 OR S\_ATA = 1 OR S\_SA = 1) AND (LO\_3 = 5 OR WV1 = 1 OR WV2 = 1).

DISPLAY: If more than 1 CIR, display "this". Else, display "the".

PQID: CIR138a

SAS Variable: WV3

**Question ID: WV5**

What is the name of the (company/government agency/business/non-profit organization) where you were working at the time of {this/the} incident? *Remember, all answers to this survey are confidential, and you may skip any question that you don't want to answer.*

- 1 TEXT RESPONSE

ASK Description: Respondents who had a job or worked at a business in the past 7 days or past 12 months and reported this incident involved an attack, threatened attack, attack with a weapon, or unwanted sexual contact and reported the incident occurred at their place of work or reported the incident occurred while they were working or on duty or reported the incident happened when they were on their way to or from work.

ASK Specification: IF (PC5 = 1 OR PC6 = 1) AND (S\_A = 1 OR S\_TA = 1 OR S\_ATA = 1 OR S\_SA = 1) AND (LO\_3 = 5 OR WV1 = 1 OR WV2 = 1).

PROGRAM: DISPLAY TEXT FIELD, MAX CHARACTER LENGTH = 1000.

DISPLAY: If more than 1 CIR, display "this". Else, display "the". Display "Remember... confidential." in italics.

PQID: CIR138c

SAS Variable: WV5

Tags: Change Request

**Question ID: WV6**

What kind of business or industry is this? What do they make or do where you were working at the time of {this/the} incident?

1 TEXT RESPONSE

ASK Description: Respondents who had a job or worked at a business in the past 7 days or past 12 months and reported this incident involved an attack, threatened attack, attack with a weapon, or unwanted sexual contact and reported the incident occurred at their place of work or reported the incident occurred while they were working or on duty or reported the incident happened when they were on their way to or from work.

ASK Specification: IF (PC5 = 1 OR PC6 = 1) AND (S\_A = 1 OR S\_TA = 1 OR S\_ATA = 1 OR S\_SA = 1) AND (LO\_3 = 5 OR WV1 = 1 OR WV2 = 1).

PROGRAM: DISPLAY TEXT FIELD, MAX CHARACTER LENGTH = 1000.

DISPLAY: If more than 1 CIR, display "this". Else, display "the".

PQID: CIR138d

SAS Variable: WV6

**Question ID: WV7**

{Is this mainly.../Which of these categories best describes the business or industry?}{ TURN LAPTOP SCREEN TO RESPONDENT/ READ UNTIL RESPONSE PROVIDED.}

- 1 Agriculture
- 2 Forestry
- 3 Construction
- 4 Healthcare and Social Assistance
- 5 Manufacturing
- 6 Mining
- 7 Oil and Gas Extraction
- 8 Public Safety
- 9 Services
- 10 Transportation
- 11 Warehousing
- 12 Utilities
- 13 Retail trade
- 14 Wholesale trade
- 15 Something else Specify: \_\_\_\_\_

ASK Description: Respondents who had a job or worked at a business in the past 7 days or past 12 months and reported this incident involved an attack, threatened attack, attack with a weapon, or unwanted sexual contact and reported the incident occurred at their place of work or reported the incident occurred while they were working or on duty or reported the incident happened when they were on their way to or from work.

ASK Specification: IF (PC5 = 1 OR PC6 = 1) AND (S\_A = 1 OR S\_TA = 1 OR S\_ATA = 1 OR S\_SA = 1) AND (LO\_3 = 5 OR WV1 = 1 OR WV2 = 1).

PROGRAM: Display text box and allow 250 character text response.

DISPLAY: IF CONDITION = 2, display "Is this mainly...". IF MODE = 1 (IN PERSON), display "TURN LAPTOP SCREEN TO RESPONDENT". Else if MODE = 2 (PHONE), display " READ UNTIL RESPONSE PROVIDED." If CONDITION = 3, display "Which of these... industry?".

PQID: CIR138e, modified

SAS Variable: WV7, WV7\_SPECIFY

Tags: Change Request

NCVS Redesign Field Test Condition 2 Questionnaire

**Question ID: WV8**

What kind of work were you doing at this job at the time of {this/the} incident, that is, what was your occupation? (For example: registered nurse, personnel manager, supervisor of order department, secretary, accountant)

1 TEXT RESPONSE

ASK Description: Respondents who had a job or worked at a business in the past 7 days or past 12 months and reported this incident involved an attack, threatened attack, attack with a weapon, or unwanted sexual contact and reported the incident occurred at their place of work or reported the incident occurred while they were working or on duty or reported the incident happened when they were on their way to or from work.

ASK Specification: IF (PC5 = 1 OR PC6 = 1) AND (S\_A = 1 OR S\_TA = 1 OR S\_ATA = 1 OR S\_SA = 1) AND (LO\_3 = 5 OR WV1 = 1 OR WV2 = 1).

PROGRAM: DISPLAY TEXT FIELD, MAX CHARACTER LENGTH = 1000.

DISPLAY: If more than 1 CIR, display "this". Else, display "the".

PQID: CIR138f

SAS Variable: WV8

**Question ID: WV9**

What were your usual activities or duties at this job? (For example: patient care, directing hiring policies, supervising order clerks, typing and filing, reconciling financial records)

1 TEXT RESPONSE

ASK Description: Respondents who had a job or worked at a business in the past 7 days or past 12 months and reported this incident involved an attack, threatened attack, attack with a weapon, or unwanted sexual contact and reported the incident occurred at their place of work or reported the incident occurred while they were working or on duty or reported the incident happened when they were on their way to or from work.

ASK Specification: IF (PC5 = 1 OR PC6 = 1) AND (S\_A = 1 OR S\_TA = 1 OR S\_ATA = 1 OR S\_SA = 1) AND (LO\_3 = 5 OR WV1 = 1 OR WV2 = 1).

PROGRAM: DISPLAY TEXT FIELD, MAX CHARACTER LENGTH = 1000.

PQID: NCVS-2, 138g

SAS Variable: WV9



## Consequences II: Socio-emotional Problems

### Question ID: CS1

Being a victim of crime affects people in different ways. The next questions are about how {this/the} incident may have affected you.

Did {this/the} incident lead you to have serious problems with your{ job or} schoolwork, or trouble with people{ at work or} at school?

- 1 Yes
- 2 No

ASK Description: Respondents who reported an eligible incident.

ASK Specification: IF (S\_MV = 1 and MV4 != 1) or S\_MVP = 1 or (S\_T = 1 and T4 != 4) or S\_BI = 1 or S\_V = 1 or ((S\_A = 1 or S\_TA = 1 or S\_ATA = 1) and (A8a = 1 or A8a = NULL)) or (S\_SA = 1 and (SA\_4Ca1 = 1 or SA\_4Ca1 = NULL)).

DISPLAY: If more than 1 CIR, display "this". Else, display "the".

If UT\_AGE >= 16, display " job or" and " at work or". Else, do not display.

If CONDITION = 2, display response options in uppercase. Else, display response options in mixed case.

PQID: CIR 36a, modified

SAS Variable: CS1

### Question ID: CS2

Did {this/the} incident lead you to have serious problems with family members or friends, such as having more arguments with them, losing trust in them, or feeling more distant from them?

- 1 Yes
- 2 No

ASK Description: Respondents who reported an eligible incident.

ASK Specification: IF (S\_MV = 1 and MV4 != 1) or S\_MVP = 1 or (S\_T = 1 and T4 != 4) or S\_BI = 1 or S\_V = 1 or ((S\_A = 1 or S\_TA = 1 or S\_ATA = 1) and (A8a = 1 or A8a = NULL)) or (S\_SA = 1 and (SA\_4Ca1 = 1 or SA\_4Ca1 = NULL)).

DISPLAY: If more than 1 CIR, display "this". Else, display "the".

If CONDITION = 2, display response options in uppercase. Else, display response options in mixed case.

PQID: CIR 36b, modified

SAS Variable: CS2

NCVS Redesign Field Test Condition 2 Questionnaire

**Question ID: CS3**

How upsetting has {this/the} incident been to you?

- 1 Not at all upsetting
- 2 Mildly upsetting
- 3 Moderately upsetting
- 4 Severely upsetting

ASK Description: Respondents who reported an eligible incident.

ASK Specification: IF (S\_MV = 1 and MV4 != 1) or S\_MVP = 1 or (S\_T = 1 and T4 != 4) or S\_BI = 1 or S\_V = 1 or ((S\_A = 1 or S\_TA = 1 or S\_ATA = 1) and (A8a = 1 or A8a = NULL)) or (S\_SA = 1 and (SA\_4Ca1 = 1 or SA\_4Ca1 = NULL)).

DISPLAY: If more than 1 CIR, display "this". Else, display "the".

PQID: CIR 36c, modified

SAS Variable: CS3

**Box ID: CS\_BOX1**

Respondents who had serious problems with their job or schoolwork, or trouble with people at work or school, or had serious problems with family members or friends, or reported this incident was moderately upsetting or severely upsetting to them, go to CS\_BOX2. Else, go to CE\_BOX1.

If CS1 = 1 or CS2 = 1 or CS3 = 3, 4, go to CS\_BOX2. Else, go to CE\_BOX1.

**Box ID: CS\_BOX2**

Display questions CS4\_A through CS4\_H using the expanded stem-leaf screen. The introduction text from CS4\_A is the stem. Show all leaves on the screen at once.

Tags: Change Request, Stem and Leaf screen

**Question ID: CS4\_A**

{I am going to read/Here is} a list of things you may have felt because of the incident. For each, please {tell me/mark} whether you didn't feel this way at all, you felt this way for less than a month, or you felt this way for a month or longer.

Angry

- 1 Didn't feel this way
- 2 Yes, for less than 1 month
- 3 Yes, for 1 month or more

ASK Description: Respondents who had serious problems with their job or schoolwork, or trouble with people at work or school, or had serious problems with family members or friends, or reported this incident was moderately upsetting or severely upsetting to them.

ASK Specification: IF CS1 = 1 OR CS2 = 1 OR CS3 = 3, 4.

DISPLAY: If CONDITION = 2, display "I am going to read" and "tell me". Else if CONDITION = 3, display "Here is" and "mark".

PQID: CIR 37, modified

SAS Variable: CS4\_A

Tags: Change Request, Stem and Leaf screen

**Question ID: CS4\_B**

Shocked

- 1 Didn't feel this way
- 2 Yes, for less than 1 month
- 3 Yes, for 1 month or more

ASK Description: Respondents who had serious problems with their job or schoolwork, or trouble with people at work or school, or had serious problems with family members or friends, or reported this incident was moderately upsetting or severely upsetting to them.

ASK Specification: IF CS1 = 1 OR CS2 = 1 OR CS3 = 3, 4.

PQID: CIR 37, modified

SAS Variable: CS4\_B

Tags: Change Request, Stem and Leaf screen

**Question ID: CS4\_C**

Fearful

- 1 Didn't feel this way
- 2 Yes, for less than 1 month
- 3 Yes, for 1 month or more

ASK Description: Respondents who had serious problems with their job or schoolwork, or trouble with people at work or school, or had serious problems with family members or friends, or reported this incident was moderately upsetting or severely upsetting to them.

ASK Specification: IF CS1 = 1 OR CS2 = 1 OR CS3 = 3, 4.

PQID: CIR 37, modified

SAS Variable: CS4\_C

Tags: Change Request, Stem and Leaf screen

**Question ID: CS4\_D**

Depressed

- 1 Didn't feel this way
- 2 Yes, for less than 1 month
- 3 Yes, for 1 month or more

ASK Description: Respondents who had serious problems with their job or schoolwork, or trouble with people at work or school, or had serious problems with family members or friends, or reported this incident was moderately upsetting or severely upsetting to them.

ASK Specification: IF CS1 = 1 OR CS2 = 1 OR CS3 = 3, 4.

PQID: CIR 37, modified

SAS Variable: CS4\_D

Tags: Change Request, Stem and Leaf screen

**Question ID: CS4\_E**

Anxious or panicked

- 1 Didn't feel this way
- 2 Yes, for less than 1 month
- 3 Yes, for 1 month or more

ASK Description: Respondents who had serious problems with their job or schoolwork, or trouble with people at work or school, or had serious problems with family members or friends, or reported this incident was moderately upsetting or severely upsetting to them.

ASK Specification: IF CS1 = 1 OR CS2 = 1 OR CS3 = 3, 4.

PQID: CIR 37, modified

SAS Variable: CS4\_E

Tags: Change Request, Stem and Leaf screen

**Question ID: CS4\_F**

Less confident

- 1 Didn't feel this way
- 2 Yes, for less than 1 month
- 3 Yes, for 1 month or more

ASK Description: Respondents who had serious problems with their job or schoolwork, or trouble with people at work or school, or had serious problems with family members or friends, or reported this incident was moderately upsetting or severely upsetting to them.

ASK Specification: IF CS1 = 1 OR CS2 = 1 OR CS3 = 3, 4.

PQID: CIR 37, modified

SAS Variable: CS4\_F

Tags: Change Request, Stem and Leaf screen

**Question ID: CS4\_G**

Sad

- 1 Didn't feel this way
- 2 Yes, for less than 1 month
- 3 Yes, for 1 month or more

ASK Description: Respondents who had serious problems with their job or schoolwork, or trouble with people at work or school, or had serious problems with family members or friends, or reported this incident was moderately upsetting or severely upsetting to them.

ASK Specification: IF CS1 = 1 OR CS2 = 1 OR CS3 = 3, 4.

PQID: CIR 37, modified

SAS Variable: CS4\_G

Tags: Change Request, Stem and Leaf screen

**Question ID: CS4\_H**

Annoyed

- 1 Didn't feel this way
- 2 Yes, for less than 1 month
- 3 Yes, for 1 month or more

ASK Description: Respondents who had serious problems with their job or schoolwork, or trouble with people at work or school, or had serious problems with family members or friends, or reported this incident was moderately upsetting or severely upsetting to them.

ASK Specification: IF CS1 = 1 OR CS2 = 1 OR CS3 = 3, 4.

PQID: CIR 37, modified

SAS Variable: CS4\_H

Tags: Change Request, Stem and Leaf screen

**Question ID: CS5a**

Did you have difficulty sleeping because of the incident?

- 1 No
- 2 Yes, for less than one month
- 3 Yes, for one month or more

ASK Description: Respondents who had serious problems with their job or schoolwork, or trouble with people at work or school, or had serious problems with family members or friends, or reported this incident was moderately upsetting or severely upsetting to them.

ASK Specification: IF CS1 = 1 OR CS2 = 1 OR CS3 = 3, 4.

PQID: CIR38b, modified

SAS Variable: CS5a

**Question ID: CS6**

Have you talked to a psychologist, psychiatrist, counselor, or other mental health professional about {this/the} incident?

- |       |               |
|-------|---------------|
| 1 Yes | GO TO CS7     |
| 2 No  | GO TO CE_BOX1 |

ASK Description: Respondents who had serious problems with their job or schoolwork, or trouble with people at work or school, or had serious problems with family members or friends, or reported this incident was moderately upsetting or severely upsetting to them.

ASK Specification: IF CS1 = 1 OR CS2 = 1 OR CS3 = 3, 4.

DISPLAY: If more than 1 CIR, display "this". Else, display "the".

If CONDITION = 2, display response options in uppercase. Else, display response options in mixed case.

PQID: New

SAS Variable: CS6

**Question ID: CS7**

Did you have any out-of-pocket expenses for your mental health care, that is, expenses that you do not expect to get paid back from insurance or some other source?

- |              |               |
|--------------|---------------|
| 1 Yes        | GO TO CS8     |
| 2 No         | GO TO CE_BOX1 |
| 3 Don't know | GO TO CE_BOX1 |

ASK Description: Respondents who had serious problems with their job or schoolwork, or trouble with people at work or school, or had serious problems with family members or friends, or reported this incident was moderately upsetting or severely upsetting to them and talked to a mental health professional about this incident.

ASK Specification: IF (CS1 = 1 OR CS2 = 1 OR CS3 = 3, 4) AND CS6 = 1.

DISPLAY: If CONDITION = 2, display response options in uppercase. Else, display response options in mixed case.

PQID: New

SAS Variable: CS7

Tags: Change Request

**Question ID: CS8**

How much were these out-of-pocket expenses? { READ CATEGORIES AS NEEDED. }

- 1 Less than \$100
- 2 \$100 to less than \$500
- 3 \$500 to less than \$1000
- 4 \$1000 to less than \$5000
- 5 \$5000 or more

ASK Description: Respondents who had serious problems with their job or schoolwork, or trouble with people at work or school, or had serious problems with family members or friends, or reported this incident was moderately upsetting or severely upsetting to them and talked to a mental health professional about this incident and reported out-of-pocket expenses for their mental health care.

ASK Specification: IF (CS1 = 1 OR CS2 = 1 OR CS3 = 3, 4) AND CS6 = 1 AND CS7 = 1.

DISPLAY: If CONDITION = 2, display " READ CATEGORIES AS NEEDED". Else, do not display.

PQID: New

SAS Variable: CS8

Tags: Change Request



## Consequences III: Economic Consequences

**Box ID: CE\_BOX1**

Respondents who confirmed their vehicle was actually stolen as part of this incident, go to CE1.  
 Else, respondents who had anything stolen as part of this incident or had vehicle parts or gas stolen during the incident, go to CE5.  
 Else, respondents who reported someone vandalized their home, car, or something else that belongs to them or someone they live with or someone killed an animal that belonged to them as part of this incident, go to CE13.  
 Else, go to CE\_BOX5.

If MV1a = 1, go to CE1.  
 Else, if S\_T = 1 or MV1b = 1, go to CE5.  
 Else, if S\_V = 1, go to CE13.  
 Else, go to CE\_BOX5.

**Question ID: CE1**

What would you estimate was the value of the vehicle that was stolen or taken without permission?{ READ CATEGORIES AS NEEDED.}

- 1 Less than \$500
- 2 \$500 to less than \$1,000
- 3 \$1,000 to less than \$5,000
- 4 \$5,000 to less than \$10,000
- 5 \$10,000 or more

ASK Description: Respondents who confirmed their vehicle was actually stolen as part of this incident.

ASK Specification: IF MV1a = 1.

DISPLAY: If CONDITION = 2, display " READ CATEGORIES AS NEEDED.". Else, do not display.

PQID: CIR 104b, modified

SAS Variable: CE1

Tags: Change Request

NCVS Redesign Field Test Condition 2 Questionnaire

**Question ID: CE2**

Did you get the vehicle back?

- |       |               |
|-------|---------------|
| 1 Yes | GO TO CE3     |
| 2 No  | GO TO CE_BOX2 |

ASK Description: Respondents who confirmed their vehicle was actually stolen as part of this incident.

ASK Specification: IF MV1a = 1.

DISPLAY: If CONDITION = 2, display response options in uppercase. Else, display response options in mixed case.

PQID: CIR 99, modified

SAS Variable: CE2

**Question ID: CE3**

Was the vehicle damaged in any way?

- 1 Yes, it was damaged beyond repair
- 2 Yes, there was some damage
- 3 No, there was no damage

ASK Description: Respondents who confirmed their vehicle was actually stolen as part of this incident and got the vehicle back.

ASK Specification: IF MV1a = 1 AND CE2 = 1

PQID: New

SAS Variable: CE3

**Box ID: CE\_BOX2**

Respondents who reported anything was stolen from their vehicle, go to CE4.  
Else, go to CE\_BOX3.

---

If S\_01E = 1, go to CE4.  
Else, go to CE\_BOX3.

NCVS Redesign Field Test Condition 2 Questionnaire

**Question ID: CE4**

Earlier you said some items were stolen along with the vehicle. What was the value of these other items, including the value of anything you got back?{ READ CATEGORIES AS NEEDED.}

- 1 Less than \$25
- 2 \$25 to less than \$50
- 3 \$50 to less than \$100
- 4 \$100 to less than \$500
- 5 \$500 or more

ASK Description: Respondents who confirmed their vehicle was actually stolen as part of this incident and reported anything was stolen from their vehicle.

ASK Specification: IF MV1a = 1 AND S\_01E = 1.

PROGRAM: ROUTING INSTRUCTIONS: Go to CE\_BOX4.

DISPLAY: If CONDITION = 2, display " READ CATEGORIES AS NEEDED.". Else, do not display.

PQID: CIR 104b, modified

SAS Variable: CE4

Tags: Change Request

**Box ID: CE\_BOX3**

Respondents who had anything stolen as part of this incident or had vehicle parts or gas stolen during the incident and did not actually have their vehicle stolen, go to CE5.

---

If (S\_T = 1 or MV1b = 1) and MV1a != 1, GO TO CE5.  
Else, go to CE\_BOX4.

NCVS Redesign Field Test Condition 2 Questionnaire

**Question ID: CE5**

(Including cash) what would you estimate was the total value of the stolen items, including the value of anything you got back?{ READ CATEGORIES AS NEEDED.}

- 1 Less than \$25
- 2 \$25 to less than \$50
- 3 \$50 to less than \$100
- 4 \$100 to less than \$500
- 5 \$500 to less than \$1,000
- 6 \$1,000 or more

ASK Description: Respondents who had anything stolen as part of this incident or had vehicle parts or gas stolen during the incident and did not actually have their vehicle stolen.

ASK Specification: IF ((S\_T = 1 AND T4 != 4) OR MV1b = 1) AND MV1a != 1.

DISPLAY: If CONDITION = 2, display " READ CATEGORIES AS NEEDED.". Else, do not display.

PQID: CIR 104b, modified

SAS Variable: CE5

Tags: Change Request

**Box ID: CE\_BOX4**

Respondents who reported their vehicle was actually stolen or reported the offender(s) actually took vehicle parts or gas or reported the offender actually stole something or had anything stolen as part of this incident, go to CE6.  
Else, go to CE\_BOX5.

---

IF MV1a = 1 OR MV1b = 1 OR S\_03AT = 1 OR S\_T = 1, GO TO CE6.  
Else, go to CE\_BOX5.

**Question ID: CE6**

{Apart from the stolen vehicle did/Did} you get any of the stolen {money }{or } {items }back?

- |                                |               |
|--------------------------------|---------------|
| 1 Yes, you got all of it back  | GO TO CE_BOX5 |
| 2 Yes, you got some of it back | GO TO CE7     |
| 3 No, you got none of it back  | GO TO CE_BOX5 |

ASK Description: Respondents who reported their vehicle was actually stolen or reported the offender(s) actually took vehicle parts or gas or reported the offender actually stole something or had anything stolen as part of this incident.

ASK Specification: IF MV1a = 1 OR MV1b = 1 OR S\_03AT = 1 OR (S\_T = 1 AND T4 != 4).

DISPLAY: IF S\_MV = 1, display "Apart from the stolen vehicle did". Else, display "Did".  
 IF T2a = 1 OR T2b = 1, display "money". IF T2a OR T2b HAS ANY RESPONSE OTHER THAN 1, display "items ". If (T2a = 1 OR T2b = 1) AND (IF T2a OR T2b HAS ANY RESPONSE OTHER THAN 1), display "or ".

PQID: CIR 106, modified

SAS Variable: CE6

**Question ID: CE7**

{Apart from the cost of the vehicle, what/ What} would you estimate was the total value of the { other} items you got back?{ READ CATEGORIES AS NEEDED.}

- 1 Less than \$25
- 2 \$25 to less than \$50
- 3 \$50 to less than \$100
- 4 \$100 to less than \$500
- 5 \$500 to less than \$1,000
- 6 \$1,000 or more

ASK Description: Respondents who got any of their stolen money or items back.

ASK Specification: IF CE6 = 2.

DISPLAY: If S\_MV=1, "Apart from the cost of the vehicle, what" and " other". Else, display "What".

If CONDITION = 2, display " READ CATEGORIES AS NEEDED.". Else, do not display.

PQID: CIR 108, modified

SAS Variable: CE7

Tags: Change Request

## Property Damage

**Box ID: CE\_BOX5**

Respondents who did not report someone vandalized their home, car, or something else that belongs to them or someone they live with or someone killed an animal that belonged to them as part of this incident and reported an incident, go to CE8. Else, go to CE13.

If  $S\_V \neq 1$  AND  $((S\_MV = 1$  AND  $MV4 \neq 1)$  OR  $S\_MVP = 1$  OR  $(S\_T = 1$  AND  $T4 \neq 4)$  OR  $S\_BI = 1$  OR  $((S\_A = 1$  OR  $S\_TA = 1$  OR  $S\_ATA = 1)$  AND  $(A8a = 1$  OR  $A8a = NULL))$  OR  $(S\_SA = 1$  AND  $(SA\_4Ca1 = 1$  OR  $SA\_4Ca1 = NULL)))$ , go to CE8. Else, go to CE13.

**Question ID: CE8**

{Other than any stolen property was/Was} anything that belonged to you or someone you live with damaged or destroyed in {this/the} incident?

- |       |               |
|-------|---------------|
| 1 Yes | GO TO CE9     |
| 2 No  | GO TO CE_BOX9 |

ASK Description: Respondents who reported an incident that did not involve someone vandalizing their home, car, or something else that belongs to them or someone they live with or someone killing an animal that belonged to them and reported an incident.

ASK Specification: IF  $S\_V \neq 1$  AND  $((S\_MV = 1$  AND  $MV4 \neq 1)$  OR  $S\_MVP = 1$  OR  $(S\_T = 1$  AND  $T4 \neq 4)$  OR  $S\_BI = 1$  OR  $((S\_A = 1$  OR  $S\_TA = 1$  OR  $S\_ATA = 1)$  AND  $(A8a = 1$  OR  $A8a = NULL))$  OR  $(S\_SA = 1$  AND  $(SA\_4Ca1 = 1$  OR  $SA\_4Ca1 = NULL)))$ .

DISPLAY: If  $S\_T=1$  or  $MV1a=1$  or  $MV1b=1$ , display "Other than... was". Else, display "Was". If more than 1 CIR, display "this". Else, display "the".

If  $CONDITION = 2$ , display response options in uppercase. Else, display response options in mixed case.

PQID: CIR 110, modified

SAS Variable: CE8

NCVS Redesign Field Test Condition 2 Questionnaire

**Question ID: CE9**

What was damaged or destroyed{ other than any stolen property}??{ Anything else?} (*MARK ALL THAT APPLY.*)

- 1 A vehicle (including parts)
- 2 Something inside your home or apartment
- 3 A mailbox
- 4 Something outside of your home or apartment, such as doors, windows, or walls
- 5 Fences, walls, gates or items in a garden
- 6 A garage, shed, greenhouse or other structure on your property
- 7 An animal such as a pet or livestock
- 8 Other Specify \_\_\_\_\_

ASK Description: Respondents who had anything that belonged to them or someone they live with was damaged or destroyed in this incident.

ASK Specification: IF CE8 = 1.

PROGRAM: Display text box and allow 250 character text response.

DISPLAY: If S\_T=1 or MV1a=1 or MV1b=1, display " other than any stolen property". Else, do not display.

Display "MARK ALL THAT APPLY." in italics.

If CONDITION = 2, display " Anything else?". Else do not display.

If CONDITION = 2, display all categories in uppercase. Else, display in mixed case.

PQID: New

SAS Variable: CE9\_1, CE9\_2, CE9\_3, CE9\_4, CE9\_5, CE9\_6, CE9\_7, CE9\_8, CE9\_8\_SPECIFY

Tags: Change Request, Choose-all-that-apply Item

**Box ID: CE\_BOX6**

Respondents who had a vehicle damaged or destroyed during this incident, go to CE10.  
Else, go to CE\_BOX7.

---

If CE9\_1 = 1, go to CE10.

Else, go to CE\_BOX7.

**Question ID: CE10**

Was any of the damage a result of the offender trying to get into the vehicle?

- 1 Yes
- 2 No

ASK Description: Respondents who had a vehicle damaged or destroyed during this incident.

ASK Specification: IF CE9\_1 = 1.

DISPLAY: If CONDITION = 2, display response options in uppercase. Else, display response options in mixed case.

PQID: New

SAS Variable: CE10

**Box ID: CE\_BOX7**

Respondents who had a mailbox or something outside of their home damaged or destroyed during this incident, go to CE11.  
Else, go to CE\_BOX8.

---

If CE9\_3 = 1 or CE9\_4 = 1, go to CE11.  
Else, go to CE\_BOX8.

**Question ID: CE11**

Was any of the damage to your house or apartment a result of the offender trying to get inside?

- 1 Yes
- 2 No

ASK Description: Respondents who had a mailbox or something outside of their home damaged or destroyed during this incident

ASK Specification: IF CE9\_3 = 1 OR CE9\_4 = 1.

DISPLAY: If CONDITION = 2, display response options in uppercase. Else, display response options in mixed case.

PQID: New

SAS Variable: CE11

**Box ID: CE\_BOX8**

Respondents who had a garage, shed, greenhouse or other structure on their property damaged or destroyed during this incident, go to CE12.  
Else, respondents who reported an incident involving vandalism or had any of their belongings damaged during the incident, go to CE13. Else, go to CE\_BOX9.

---

If CE9\_6 = 1, go to CE12.  
Else, if S\_V = 1 OR CE8 = 1, go to CE13. Else, go to CE\_BOX9.



NCVS Redesign Field Test Condition 2 Questionnaire

**Question ID: CE12**

Was any of the damage to your garage, shed, greenhouse or other structure on your property a result of the offender trying to get into the structure?

- 1 Yes
- 2 No

ASK Description: Respondents who had a garage, shed, greenhouse or other structure on their property damaged or destroyed during this incident.

ASK Specification: IF CE9\_6 = 1.

PROGRAM: ROUTING INSTRUCTIONS: IF S\_V = 1 OR CE8 = 1, GO TO CE13.  
ELSE, GO TO CE\_BOX9.

DISPLAY: If CONDITION = 2, display response options in uppercase. Else, display response options in mixed case.

PQID: New

SAS Variable: CE12

**Question ID: CE13**

{Excluding any costs you have already mentioned, what/What} was the total value of the damage done{ in this vandalism}? *If you don't know the exact amount, please give your best estimate.* { READ CATEGORIES AS NEEDED. }

- 1 Less than \$100
- 2 \$100 to less than \$500
- 3 \$500 to less than \$1,000
- 4 \$1,000 to less than \$5,000
- 5 \$5,000 or more

ASK Description: Respondents who reported someone vandalized their home, car, or something else that belongs to them or someone they live with or someone killed an animal that belonged to them as part of this incident or had anything that belonged to them or someone they live with was damaged or destroyed in this incident and had their property damaged as a result of the offender trying to get into the structure or reported the value of items stolen with their vehicle or reported the estimated value of items stolen that were returned to them.

ASK Specification: IF S\_V = 1 OR CE8 = 1.

DISPLAY: If CE4 != -9 and CE5 != -9 and CE7 != -9, display "Excluding any cost... what". Else, display "What".

If S\_V = 1, display " in this vandalism". Else, do not display.

Display "If you don't... estimate." in italics.

If CONDITION = 2, display " READ CATEGORIES AS NEEDED.". Else, do not display.

PQID: New

SAS Variable: CE13

Tags: Change Request

**Question ID: CE14**

Did you need to stay somewhere else or move to a new home as a result of {this/the} incident?

1 Yes

2 No

ASK Description: Respondents who reported someone vandalized their home, car, or something else that belongs to them or someone they live with or someone killed an animal that belonged to them as part of this incident or had anything that belonged to them or someone they live with was damaged or destroyed in this incident.

ASK Specification: IF S\_V = 1 OR CE8 = 1.

DISPLAY: If more than 1 CIR, display "this". Else, display "the".

If CONDITION = 2, display response options in uppercase. Else, display response options in mixed case.

PQID: New

SAS Variable: CE14

Tags: Change Request

## Lost Work and Wages

**Box ID: CE\_BOX9**

Respondents who had a job or worked at a business at any time in the past 12 months or are a regular student or are a college/campus student, go to CE15.  
Else, go to VS\_BOX1.

If PC5 = 1 OR PC6 = 1 or RStudent = 1 or CStudent = 1, go to CE15.  
Else, go to VS\_BOX1.

Tags: Change Request

**Question ID: CE15**

Have you taken any time off from work or school because of {this/the} incident?

- |   |   |               |
|---|---|---------------|
| 1 | Yes, time off from work                 | GO TO CE16    |
| 2 | Yes, time off from school               | GO TO CE16    |
| 3 | Yes, time off from both work and school | GO TO CE16    |
| 4 | No                                      | GO TO VS_BOX1 |

ASK Description: Respondents who had a job or worked at a business at any time in the past 12 months or are a regular student or are a college/campus student.

ASK Specification: IF (PC5 = 1 OR PC6 = 1 or RStudent = 1 or CStudent = 1).

DISPLAY: If more than 1 CIR, display "this". Else, display "the".

PQID: CIR 143 and 147a, modified

SAS Variable: CE15

Tags: Change Request

**Question ID: CE16**

How many days did you take off work or school?{ READ CATEGORIES AS NEEDED.}

- 1 Less than one day
- 2 1 or 2 days
- 3 3 days to less than one full week
- 4 1 full week to less than a month
- 5 A month or more

ASK Description: Respondents who had a job or worked at a business at any time in the past 12 months or are a regular student or are a college/campus student and have taken any time off from work or school because of the incident.

ASK Specification: IF (PC5 = 1 OR PC6 = 1 or RStudent = 1 or CStudent = 1) AND CE15 = 1, 2, 3.

PROGRAM: If CE15 = 1 or 3, go to CE17.  
Else, go to CE19.

DISPLAY: If CONDITION = 2, display " READ CATEGORIES AS NEEDED.". Else, do not display.

PQID: CIR 144 and 148, modified

SAS Variable: CE16

Tags: Change Request

**Question ID: CE17**

Did you lose any pay for the time you took off?

- 1 Yes GO TO CE18
- 2 No GO TO CE19

ASK Description: Respondents who had a job or worked at a business at any time in the past 12 months or are a regular student or are a college/campus student and have taken any time off from work because of the incident.

ASK Specification: IF (PC5 = 1 OR PC6 = 1 or RStudent = 1 or CStudent = 1) AND CE15 = 1, 3.

DISPLAY: If CONDITION = 2, display response options in uppercase. Else, display response options in mixed case.

PQID: CIR 145 and 149, modified

SAS Variable: CE17

**Question ID: CE18**

About how much pay did you lose?{ READ CATEGORIES AS NEEDED.}

- 1 Less than \$100
- 2 \$100 to less than \$500
- 3 \$500 to less than \$1000
- 4 \$1000 or more

ASK Description: Respondents who had a job or worked at a business at any time in the past 12 months or are a regular student or are a college/campus student and have taken any time off from work because of the incident and lost pay for the time they took off.

ASK Specification: IF (PC5 = 1 OR PC6 = 1 or RStudent = 1 or CStudent = 1) AND CE15 = 1, 3 AND CE17 = 1.

DISPLAY: If CONDITION = 2, display " READ CATEGORIES AS NEEDED.". Else, do not display.

PQID: CIR 146 and 150

SAS Variable: CE18

Tags: Change Request

**Question ID: CE19**

Did you lose your job or have to give up work, or withdraw from school as a result of {this/the} incident?

- 1 Yes GO TO VS\_BOX1
- 2 No GO TO CE19A

ASK Description: Respondents who had a job or worked at a business at any time in the past 12 months or are a regular student or are a college/campus student and have taken any time off from work or school because of the incident.

ASK Specification: IF (PC5 = 1 OR PC6 = 1 or RStudent = 1 or CStudent = 1) AND CE15 = 1, 2, 3.

DISPLAY: If more than 1 CIR, display "this". Else, display "the".

If CONDITION = 2, display response options in uppercase. Else, display response options in mixed case.

PQID: New

SAS Variable: CE19

Tags: Change Request

**Question ID: CE19a**

Did you have to change your job or school as a result of {this/the} incident?

- 1 Yes
- 2 No

ASK Description: Respondents who had a job or worked at a business at any time in the past 12 months or are a regular student or are a college/campus student and have taken any time off from work or school because of the incident and did not lose their job or have to give up work, or withdraw from school as a result of this incident.

ASK Specification: IF (PC5 = 1 OR PC6 = 1 or RStudent = 1 or CStudent = 1) AND CE15 = 1, 2, 3 AND CE19 = 2.

DISPLAY: If more than 1 CIR, display "this". Else, display "the".

If CONDITION = 2, display response options in uppercase. Else, display response options in mixed case.

SAS Variable: CE19a

Tags: Change Request

## Victim Services (VS) Series

**Box ID: VS\_BOX1**

Respondents who are completing their first CIR and reported an attack, threatened attack, or attack with a weapon as part of this incident, or had unwanted vaginal sex, oral sex, anal sex, sexual penetration with a finger or object in their vagina or anus or in the offender's vagina or anus, or sexual touching and the offender used physical force, threatened to hurt them or someone close to them, they were blacked out, unconscious or asleep, or unable to consent because they were too drunk or high, or used force to touch them in a sexual way, or reported the incident was severely upsetting to them, go to VS\_intro.

IF THIS IS THE FIRST CIR AND (S\_A = 1 OR S\_TA = 1 OR S\_ATA = 1 OR ((SA\_1a = 1 OR SA\_1b = 1 or SA\_1c = 1 OR SA\_1d = 1) AND (SA\_2a = 1 OR SA\_2b = 1 OR SA\_2c = 1 OR SA\_2d = 1 OR SA\_2e = 1)) OR CS3 = 4), go to VS\_intro.  
Else, go to NA\_BOX1.

Tags: Change Request

**Question ID: VS\_intro**

The next questions ask about any help you might have gotten after {this/the} incident{ in {MONTH}} took place.

ASK Description: Respondents who are completing their first CIR and reported an attack, threatened attack, or attack with a weapon as part of this incident, or had unwanted vaginal sex, oral sex, anal sex, sexual penetration with a finger or object in their vagina or anus or in the offender's vagina or anus, or sexual touching and the offender used physical force, threatened to hurt them or someone close to them, they were blacked out, unconscious or asleep, or unable to consent because they were too drunk or high, or used force to touch them in a sexual way, or reported the incident was severely upsetting to them.

ASK Specification: IF THIS IS THE FIRST CIR AND (S\_A = 1 OR S\_TA = 1 OR S\_ATA = 1 OR ((SA\_1a = 1 OR SA\_1b = 1 or SA\_1c = 1 OR SA\_1d = 1) AND (SA\_2a = 1 OR SA\_2b = 1 OR SA\_2c = 1 OR SA\_2d = 1 OR SA\_2e = 1)) OR CS3 = 4).

DISPLAY: If more than 1 CIR reported, display "this". Else, if only one incident reported, display "the".

If month was reported for the incident in the current loop, display { in {MONTH}}. For "MONTH", display Month of incident in current loop. Display format – January. Else, if month was not reported for the incident in the current loop, do not display.

QID VS1A.

PQID: NEW

**Question ID: VS1A**

Have you told any family, friends, co-workers{, classmates} or neighbors about the incident?

- 1 Yes
- 2 No

ASK Description: Respondents who are completing their first CIR and reported an attack, threatened attack, or attack with a weapon as part of this incident, or had unwanted vaginal sex, oral sex, anal sex, sexual penetration with a finger or object in their vagina or anus or in the offender's vagina or anus, or sexual touching and the offender used physical force, threatened to hurt them or someone close to them, they were blacked out, unconscious or asleep, or unable to consent because they were too drunk or high, or used force to touch them in a sexual way, or reported the incident was severely upsetting to them.

ASK Specification: IF THIS IS THE FIRST CIR AND (S\_A = 1 OR S\_TA = 1 OR S\_ATA = 1 OR ((SA\_1a = 1 OR SA\_1b = 1 or SA\_1c = 1 OR SA\_1d = 1) AND (SA\_2a = 1 OR SA\_2b = 1 OR SA\_2c = 1 OR SA\_2d = 1 OR SA\_2e = 1)) OR CS3 = 4).

DISPLAY: If RStudent = 1 or CStudent = 1, display ", classmates".

If CONDITION = 2, display response options in uppercase. Else, display response options in mixed case.

PQID: NEW

SAS Variable: VS1A

Tags: Change Request



NCVS Redesign Field Test Condition 2 Questionnaire

**Question ID: VS1B**

{Other than {the police or} family/friends, have/Have} you told anyone in the following positions about the incident who you thought might be able to help you? (*MARK ALL THAT APPLY.*)

- 1 {Teacher, school counselor or school administrator}
- 2 {Employer, supervisor, or human resources personnel}
- 3 Medical or mental health professional
- 4 Representative of a religious or community organization
- 5 Security guard or personnel, other than the police
- 6 Other person in a leadership or professional position (SPECIFY:) \_\_\_\_\_
- 7 No, have not told anyone in any of these positions.

ASK Description: Respondents who are completing their first CIR and reported an attack, threatened attack, or attack with a weapon as part of this incident, or had unwanted vaginal sex, oral sex, anal sex, sexual penetration with a finger or object in their vagina or anus or in the offender's vagina or anus, or sexual touching and the offender used physical force, threatened to hurt them or someone close to them, they were blacked out, unconscious or asleep, or unable to consent because they were too drunk or high, or used force to touch them in a sexual way, or reported the incident was severely upsetting to them.

ASK Specification: IF THIS IS THE FIRST CIR AND (S\_A = 1 OR S\_TA = 1 OR S\_ATA = 1 OR ((SA\_1a = 1 OR SA\_1b = 1 or SA\_1c = 1 OR SA\_1d = 1) AND (SA\_2a = 1 OR SA\_2b = 1 OR SA\_2c = 1 OR SA\_2d = 1 OR SA\_2e = 1)) OR CS3 = 4).

PROGRAM: Display text box and allow 250 character text response.

DISPLAY: If VS1A = 1, display "{Other than {the police or} family/friends, have". Else, display "Have".

If VS1A = 1 and PI1 = 1, display " the police or". Else, do not display.

Display "MARK ALL THAT APPLY." in italics.

If CStudent = 1 or RStudent = 1, display response option 1 "Teacher... administrator". Else do not display.

If UT\_AGE >= 16, display response option 2 "Employer... personnel ". Else do not display.

PQID: NEW

SAS Variable: VS1B\_1, VS1B\_2, VS1B\_3, VS1B\_4, VS1B\_5, VS1B\_6, VS1B\_6\_SPECIFY, VS1B\_7

Tags: Change Request, Choose-all-that-apply Item

**Box ID: VS\_BOX2**

For VS2A – VS2K, display a 'Yes' and 'No' column with options for each response category.

Tags: Change Request, Stem and Leaf screen

NCVS Redesign Field Test Condition 2 Questionnaire

**Question ID: VS2**

Besides any help you might have gotten from friends or family, have you received the following kinds of services because of the incident?

- 1 Hotline, helpline, or crisis line intervention
- 2 {Counseling, therapy, support groups, or help from a mental health provider}
- 3 {Help or advocacy with medical care or medical exams, including accompanying you to a medical exam}
- 4 {Sexual assault exam by a doctor, nurse or other medical professional}
- 5 Free or low cost legal services from an attorney
- 6 Help with the legal process, such as with police interviews, preparing for or going to court, or enforcement of your rights
- 7 Help filing for a restraining, protection, or no-contact order
- 8 {Help applying for victim compensation}
- 9 {Short term or emergency financial assistance}
- 10 {Housing, shelter or safehouse services}
- 11 {Any other help or services because of the incident \_\_\_\_\_}

ASK Description: Respondents who are completing their first CIR and reported an attack, threatened attack, or attack with a weapon as part of this incident, or had unwanted vaginal sex, oral sex, anal sex, sexual penetration with a finger or object in their vagina or anus or in the offender's vagina or anus, or sexual touching and the offender used physical force, threatened to hurt them or someone close to them, they were blacked out, unconscious or asleep, or unable to consent because they were too drunk or high, or used force to touch them in a sexual way, or reported the incident was severely upsetting to them.

ASK Specification: IF THIS IS THE FIRST CIR AND (S\_A = 1 OR S\_TA = 1 OR S\_ATA = 1 OR ((SA\_1a = 1 OR SA\_1b = 1 or SA\_1c = 1 OR SA\_1d = 1) AND (SA\_2a = 1 OR SA\_2b = 1 OR SA\_2c = 1 OR SA\_2d = 1 OR SA\_2e = 1)) OR CS3 = 4).

PROGRAM: Display text box and allow 250 character text response.

ROUTING INSTRUCTIONS: IF VS2A = 1 OR VS2B = 1 OR VS2C = 1 OR VS2D = 1 OR VS2E = 1 OR VS2F = 1 OR VS2G = 1 OR VS2H = 1 OR VS2I = 1 OR VS2J = 1 OR VS2K = 1, GO TO VS\_BOX3.

ELSE, GO TO VS4.

NCVS Redesign Field Test Condition 2 Questionnaire

DISPLAY: Display VS2A-E in one screen and VS2F-K on the next screen.

If CS6 != 1, display response option 2. Else do not display.

If A3=yes or (any in SA\_1A-D=yes and any in SA\_2A-E=yes or CI1=yes), display response option 3. Else, do not display.

If any in SA\_1A-D=yes and any in SA\_2A-E=yes, display response option 4. Else, do not display.

If UT\_AGE >= 18, -9, display response options 8, 9, 10, 11. Else, do not display.

If CONDITION = 2, display response options in uppercase. Else, display response options in mixed case.

PQID: NEW

SAS Variable: VS2A, VS2B, VS2C, VS2D, VS2E, VS2F, VS2G, VS2H, VS2I, VS2J, VS2K, VS2K\_SPECIFY

Tags: Change Request, Stem and Leaf screen

**Box ID: VS\_BOX3**

Display questions VS3A through VS3K using the expanded stem-leaf screen. The introduction text from VS3A is the stem. Show all leaves on the screen at once.

If VS2A = 1, display VS3A.

If VS2B = 1, display VS3B.

If VS2C = 1, display VS3C.

If VS2D = 1, display VS3D.

If VS2E = 1, display VS3E.

If VS2F = 1, display VS3F.

If VS2G = 1, display VS3G.

If VS2H = 1, display VS3H.

If VS2I = 1, display VS3I.

If VS2J = 1, display VS3J.

If VS2K = 1, display VS3K.

Tags: Change Request, Stem and Leaf screen

**Question ID: VS3A**

How satisfied were you with...

Hotline, helpline, or crisis line intervention

- 1 Completely satisfied
- 2 Mostly satisfied
- 3 Equally satisfied and dissatisfied
- 4 Mostly dissatisfied
- 5 Completely dissatisfied

ASK Description: Respondents who received professional help from a hotline, helpline, or crisis line intervention.

ASK Specification: IF VS2A = 1.

PQID: NEW

SAS Variable: VS3A

Tags: Change Request, Stem and Leaf screen

**Question ID: VS3B**

Counseling, therapy, support groups, or help from a mental health provider

- 1 Completely satisfied
- 2 Mostly satisfied
- 3 Equally satisfied and dissatisfied
- 4 Mostly dissatisfied
- 5 Completely dissatisfied

ASK Description: Respondents who received professional help from counseling, therapy, support groups, or help from a mental health provider.

ASK Specification: IF VS2B = 1.

PQID: NEW

SAS Variable: VS3B

Tags: Stem and Leaf screen

**Question ID: VS3C**

Help or advocacy with medical care or medical exams, including accompanying you to a medical exam

- 1 Completely satisfied
- 2 Mostly satisfied
- 3 Equally satisfied and dissatisfied
- 4 Mostly dissatisfied
- 5 Completely dissatisfied

ASK Description: Respondents who received professional help or advocacy with medical care or medical exams.

ASK Specification: IF VS2C = 1.

PQID: NEW

SAS Variable: VS3C

Tags: Change Request, Stem and Leaf screen

**Question ID: VS3D**

Sexual assault exam by a doctor, nurse or other medical professional

- 1 Completely satisfied
- 2 Mostly satisfied
- 3 Equally satisfied and dissatisfied
- 4 Mostly dissatisfied
- 5 Completely dissatisfied

ASK Description: Respondents who received professional help from a sexual assault exam by a doctor, nurse or other medical professional.

ASK Specification: IF VS2D = 1.

PQID: NEW

SAS Variable: VS3D

Tags: Stem and Leaf screen

**Question ID: VS3E**

Free or low cost legal services from an attorney

- 1 Completely satisfied
- 2 Mostly satisfied
- 3 Equally satisfied and dissatisfied
- 4 Mostly dissatisfied
- 5 Completely dissatisfied

ASK Description: Respondents who received professional help from free or low cost legal services from an attorney.

ASK Specification: IF VS2E = 1.

PQID: NEW

SAS Variable: VS3E

Tags: Stem and Leaf screen

**Question ID: VS3F**

Help with the legal process, such as with police interviews, preparing for or going to court, or enforcement of your rights

- 1 Completely satisfied
- 2 Mostly satisfied
- 3 Equally satisfied and dissatisfied
- 4 Mostly dissatisfied
- 5 Completely dissatisfied

ASK Description: Respondents who received professional help with the legal process, such as with police interviews, preparing for court, or going to court.

ASK Specification: IF VS2F = 1.

PQID: NEW

SAS Variable: VS3F

Tags: Change Request, Stem and Leaf screen

**Question ID: VS3G**

Help filing for a restraining, protection, or no-contact order

- 1 Completely satisfied
- 2 Mostly satisfied
- 3 Equally satisfied and dissatisfied
- 4 Mostly dissatisfied
- 5 Completely dissatisfied

ASK Description: Respondents who received professional help getting a restraining, protection, or no-contact order.

ASK Specification: IF VS2G = 1.

PQID: NEW

SAS Variable: VS3G

Tags: Change Request, Stem and Leaf screen

**Question ID: VS3H**

Help applying for victim compensation

- 1 Completely satisfied
- 2 Mostly satisfied
- 3 Equally satisfied and dissatisfied
- 4 Mostly dissatisfied
- 5 Completely dissatisfied

ASK Description: Respondents who received professional help applying for victim compensation.

ASK Specification: IF VS2H = 1.

PQID: NEW

SAS Variable: VS3H

Tags: Change Request, Stem and Leaf screen



**Question ID: VS3I**

Short term or emergency financial assistance

- 1 Completely satisfied
- 2 Mostly satisfied
- 3 Equally satisfied and dissatisfied
- 4 Mostly dissatisfied
- 5 Completely dissatisfied

ASK Description: Respondents who received professional help from short term or emergency financial assistance.

ASK Specification: IF VS2I = 1.

PQID: NEW

SAS Variable: VS3I

Tags: Stem and Leaf screen

**Question ID: VS3J**

Housing, shelter or safehouse services

- 1 Completely satisfied
- 2 Mostly satisfied
- 3 Equally satisfied and dissatisfied
- 4 Mostly dissatisfied
- 5 Completely dissatisfied

ASK Description: Respondents who received professional help from housing, shelter or safehouse services.

ASK Specification: IF VS2J = 1.

PQID: NEW

SAS Variable: VS3J

Tags: Change Request

**Question ID: VS3K**

Any (other) help or services because of the incident

- 1 Completely satisfied
- 2 Mostly satisfied
- 3 Equally satisfied and dissatisfied
- 4 Mostly dissatisfied
- 5 Completely dissatisfied

ASK Description: Respondents who received professional help from any other services.

ASK Specification: IF VS2K = 1.

PQID: NEW

SAS Variable: VS3K

Tags: Change Request

**Box ID: VS\_BOX4**

Respondents who did not receive or refused to report if they received professional services from a hotline, helpline, or crisis line intervention; counseling, therapy, support groups, or help from a mental health provider; help or advocacy with medical care or medical exams, including accompanying you to a medical exam; sexual assault exam by a doctor, nurse or other medical professional; free or low cost legal services from an attorney; help with the legal process, such as with police interviews, preparing for or going to court, or enforcement of your rights; help applying for victim compensation; help filing for a restraining, protection, or no-contact order; short term or emergency financial assistance; or housing, or shelter or safehouse services, go to VS4.

Else, go to NA\_BOX1.

---

IF VS2A = 2, -9 OR VS2B = 2, -9 OR VS2C = 2, -9 OR VS2D = 2, -9 OR VS2E = 2, -9 OR VS2F = 2, -9 OR VS2G = 2, -9 OR VS2H = 2, -9 OR VS2I = 2, -9 OR VS2J = 2, -9, GO TO VS4.  
ELSE, GO TO NA\_BOX1.

Tags: Change Request

**Question ID: VS4**

Were there any types of help or services that you TRIED to get BUT WERE UNABLE TO GET?

- 1 Yes
- 2 No

ASK Description: Respondents who did not receive or refused to report if they received professional services from a hotline, helpline, or crisis line intervention; counseling, therapy, support groups, or help from a mental health provider; help or advocacy with medical care or medical exams, including accompanying you to a medical exam; sexual assault exam by a doctor, nurse or other medical professional; free or low cost legal services from an attorney; help with the legal process, such as with police interviews, preparing for or going to court, or enforcement of your rights; help applying for victim compensation; help filing for a restraining, protection, or no-contact order; short term or emergency financial assistance; housing, or shelter or safehouse services.

ASK Specification: IF VS2A = 2, -9 OR VS2B = 2, -9 OR VS2C = 2, -9 OR VS2D = 2, -9 OR VS2E = 2, -9 OR VS2F = 2, -9 OR VS2G = 2, -9 OR VS2H = 2, -9 OR VS2I = 2, -9 OR VS2J = 2, -9.

PROGRAM: ROUTING INSTRUCTIONS: IF VS4 = 1, GO TO VS5.

ELSE, IF VS4 = 2 AND VS2A = 2, -9 AND VS2B = 2, -9 AND VS2C = 2, -9 AND VS2D = 2, -9 AND VS2E = 2, -9 AND VS2F = 2, -9 AND VS2G = 2, -9 AND VS2H = 2, -9 AND VS2I = 2, -9 AND VS2J = 2, -9 AND VS2K = 2, -9, GO TO VS7.

ELSE, GO TO NA\_BOX1.

DISPLAY: If CONDITION = 2, display response options in uppercase. Else, display response options in mixed case.

PQID: NEW

SAS Variable: VS4

Tags: Change Request

**Question ID: VS5**

Which {of the following }services did you TRY to get BUT WERE UNABLE TO GET?{ READ CATEGORIES AS NEEDED.} (*MARK ALL THAT APPLY.*)

- 1 {Hotline, helpline, or crisis line intervention}
- 2 {Counseling, therapy, support groups, or help from a mental health provider}
- 3 {Help or advocacy with medical care or medical exams, including accompanying you to a medical exam}
- 4 {Sexual assault exam by a doctor, nurse or other medical professional}
- 5 {Free or low cost legal services from an attorney}
- 6 {Help with the legal process, such as with police interviews, preparing for or going to court, or enforcement of your rights}
- 7 {Help filing for a restraining, protection, or no-contact order}
- 8 {Help applying for victim compensation}
- 9 {Short term or emergency financial assistance}
- 10 {Housing, shelter or safehouse services}
- 11 Any other help or service because of the incident (SPECIFY:) \_\_\_\_\_

ASK Description: Respondents who tried but were unable to get help from any type of service.

ASK Specification: IF VS4 = 1.

PROGRAM: Display text box and allow 250 character text response.

ROUTING INSTRUCTIONS: IF VS5A = 1 OR VS5B = 1 OR VS5C = 1 OR VS5D = 1 OR VS5E = 1 OR VS5F = 1 OR VS5G = 1 OR VS5H = 1 OR VS5I = 1 OR VS5J = 1 OR VS5K = 1, GO TO VS\_BOX5.

Else, go to NA\_BOX1.

DISPLAY: If CONDITION = 2, display " READ CATEGORIES AS NEEDED." If CONDITION = 3, display "of the following ".

Display "*MARK ALL THAT APPLY.*" in italics.

If VS2A = 2, -9, display response option 1.

If VS2B = 2, -9, display response option 2.

If VS2C = 2, -9 AND A3=yes or (any in SA\_1A-D=yes and any in SA\_2A-E=yes or CI1=yes), display response option 3.

If VS2D = 2, -9 AND any in SA\_1A-D=yes and any in SA\_2A-E=yes, display response option 4.

If VS2E = 2, -9, display response option 5.

If VS2F = 2, -9, display response option 6.

If VS2G = 2, -9 and UT\_AGE >= 18 or missing, display response option 7.

If VS2H = 2, -9, display response option 8.

If VS2I = 2, -9 and UT\_AGE >= 18 or missing, display response option 9.

If VS2J = 2, -9 and UT\_AGE >= 18 or missing, display response option 10.

PQID: NEW

NCVS Redesign Field Test Condition 2 Questionnaire

SAS Variable: VS5A, VS5B, VS5C, VS5D, VS5E, VS5F, VS5G, VS5H, VS5I, VS5J, VS5K, VS5K\_SPECIFY

Tags: Change Request, Choose-all-that-apply Item

**Box ID: VS\_BOX5**

For VS6A-VS6I, display a 'Yes' and 'No' column with options for each response category.

Tags: Change Request, Stem and Leaf screen

**Question ID: VS6**

Were any of the following reasons why you didn't actually get the services you needed after the incident?

- 1 The services you needed were not available in your area?
- 2 Program was full, or there was a long wait list
- 3 You did not think you were eligible for services, or you were told you were not eligible?
- 4 You did not have transportation{ or childcare}?
- 5 You could not take time off work or school?
- 6 The services were not available in your language?
- 7 You didn't want to get the offender in trouble or face harsh consequences?
- 8 You were worried about the consequences for yourself or your family?
- 9 Some other reason? (SPECIFY:) \_\_\_\_\_

ASK Description: Respondents who were unable to receive help from a hotline, helpline, or crisis line intervention; counseling, therapy, support groups, or help from a mental health provider; help or advocacy with medical care or medical exams, including accompanying you to a medical exam; sexual assault exam by a doctor, nurse or other medical professional; free or low cost legal services from an attorney; help with the legal process, such as with police interviews, preparing for or going to court, or enforcement of your rights; help applying for victim compensation; help filing for a restraining, protection, or no-contact order; short term or emergency financial assistance; housing, or shelter or safehouse services.

ASK Specification: IF VS5A = 1 OR VS5B = 1 OR VS5C = 1 OR VS5D = 1 OR VS5E = 1 OR VS5F = 1 OR VS5G = 1 OR VS5H = 1 OR VS5I = 1 OR VS5J = 1 OR VS5K = 1.

PROGRAM: Display text box and allow 250 character text response.

ROUTING INSTRUCTIONS: GO TO NA\_BOX1.

DISPLAY: If UT\_HHM\_KIDAGE\_A >= 1 AND UT\_AGE >= 18 or -9, then display " or childcare" in response option 4.

PQID: NEW

SAS Variable: VS6A, VS6B, VS6C, VS6D, VS6E, VS6F, VS6G, VS6H, VS6I, VS6I\_SPECIFY

Tags: Change Request, Stem and Leaf screen

NCVS Redesign Field Test Condition 2 Questionnaire

**Question ID: VS7**

You said you didn't try to get any services. Did you want any services?

- |       |               |
|-------|---------------|
| 1 Yes | GO TO VS_BOX6 |
| 2 No  | GO TO NA_BOX1 |

ASK Description: Respondents who reported there were not any services that they tried but were unable to get.

ASK Specification: IF VS4 = 2 AND VS2A = 2, -9 AND VS2B = 2, -9 AND VS2C = 2, -9 AND VS2D = 2, -9 AND VS2E = 2, -9 AND VS2F = 2, -9 AND VS2G = 2, -9 AND VS2H = 2, -9 AND VS2I = 2, -9 AND VS2J = 2, -9 AND VS2K = 2, -9.

DISPLAY: If CONDITION = 2, display response options in uppercase. Else, display response options in mixed case.

PQID: NEW

SAS Variable: VS7

**Box ID: VS\_BOX6**

For VS8A – VS8H, display a 'Yes' and 'No' column with options for each response category.

Tags: Change Request, Stem and Leaf screen

NCVS Redesign Field Test Condition 2 Questionnaire

**Question ID: VS8**

Please indicate whether or not each of the following were reasons why you did not try to get any services.

- 1 You did not know what help or services were available
- 2 You did not think you were eligible for services, or you were told you were not eligible
- 3 You did not have transportation{ or childcare}
- 4 You could not take time off work or school
- 5 You didn't want to get the offender in trouble or face harsh consequences
- 6 You were worried about the consequences for yourself or your family
- 7 You did not feel services were appropriate to meet your needs
- 8 Some other reason (SPECIFY:) \_\_\_\_\_

ASK Description: Respondents who reported there were not any services that they tried but were unable to get and they wanted any services.

ASK Specification: IF VS4 = 2 AND VS7 = 1.

PROGRAM: Display text box and allow 250 character text response.

DISPLAY: If UT\_HHM\_KIDAGE\_A >= 1 and UT\_AGE >= 18 or missing, display response option 3 " or childcare". Else do not display.

PQID: NEW

SAS Variable: VS8A, VS8B, VS8C, VS8D, VS8E, VS8F, VS8G, VS8H, VS8H\_SPECIFY

Tags: Change Request, Stem and Leaf screen

## Narrative

**Box ID: NA\_BOX1**

Respondents completing the interviewer-administered questionnaire, go to N1.  
Else, respondents completing the self-administered questionnaire, go to NARR.

If CONDITION = 2, GO TO N1.  
Else if CONDITION = 3, GO TO NARR.

**Question ID: NARR**

Thank you for providing this information about the incident{ in {MONTH}}. On the next screen, you will be asked to describe the incident in your own words. Remember that you can skip any question, including this one, if you don't recall particular details, or don't want to answer.

ASK Description: Respondents completing the self-administered questionnaire.

ASK Specification: IF CONDITION = 3.

DISPLAY: If month was reported for the incident in the current loop, display { in {MONTH}}. For {MONTH}, display Month of incident in current loop. Display format – January. Else, if month was not reported for the incident in the current loop, do not display.



NCVS Redesign Field Test Condition 2 Questionnaire

**Question ID: N1**

{Thank you for telling me about the incident{ in {MONTH}}}. Would you mind describing the incident for me in your own words? Remember that you can skip any question, including this one, if you don't want to answer, or you don't recall particular details.} {Also remember that we are recording this interview, so I won't need to type in what you have to say./Since the audio recording is off, please be patient as I type in your answer.}{To check that the survey questions have captured what happened in this incident, please describe the incident in your own words. Depending on your situation, this might include who did it, where it occurred, what was taken, whether you were injured or any other details you feel are important to understand what happened.}

1 TEXT RESPONSE

ASK Description: All respondents.

PROGRAM: DISPLAY TEXT FIELD, MAX CHARACTER LENGTH = 4000.

ROUTING INSTRUCTIONS: IF CONDITION = 2, GO TO N1\_TRANSITION.  
ELSE, GO TO NA\_BOX3.

DISPLAY: If CONDITION = 2, display "Thank you... particular details.". Else, if CONDITION = 3, display "To check... what happened."

If month was reported for the incident in the current loop, display { in {MONTH}}. For {MONTH}, display Month of incident in current loop. Display format – January. If month was not reported for the incident in the current loop, do not display.

If CONDITION = 2 and CONFRECORD = 1, display "Also remember that... have to say."

Else, if CONDITION = 2 and CONFRECORD = 2, -9 and MODE = 1, -9, display "Since the audio... in your answer."

Else, if CONDITION = 2 MODE = 2 display "Please be patient as I type in your answer."

Else, do not display this text.

SAS Variable: N1

Tags: Change Request

**Question ID: N1\_TRANSITION**

Thank you. {(IF NEEDED: }We appreciate you sharing such personal information about this incident.){} We will not be asking any more questions about this particular incident and are going to move on to the next set of questions.

ASK Description: Respondents who completed the interviewer-administered questionnaire.

ASK Specification: IF CONDITION = 2.

DISPLAY: If CONDITION = 2, display "(IF NEEDED: " and ")". Else do not display this text.

PQID: NEW

**Box ID: NA\_BOX3**

END OF CIR LOOP

If data has been collected for all incidents reported, go to PC9\_INTRO.

Else, go to CIR1 for next incident loop.

## Person Characteristics II

**Question ID: PC9\_INTRO**

The next questions ask about you. Remember all answers to this survey are confidential.

ASK Description: All respondents.

**Box ID: PC2\_BOX1**

Respondents who did not indicate they have a job or work at a business in the past 7 days, GO TO PC9.

Else, go to PC2\_BOX2.

---

IF PC5 = 2, GO TO PC9.  
ELSE, GO TO PC2\_BOX2.

**Question ID: PC9**

Earlier you said you did not have a job or business last week. During the past 4 WEEKS, have you been ACTIVELY looking for work?

- 1 Yes
- 2 No

ASK Description: Respondents who did not indicate they had a job or work at a business in the past 7 days.

ASK Specification: IF PC5 = 2.

DISPLAY: If CONDITION = 2, display response options in uppercase. Else, display response options in mixed case.

PQID: new, from ACS 36

SAS Variable: PC9

**Box ID: PC2\_BOX2**

Respondents who indicated they had a job or work at a business in the past 12 months, GO TO PC10.

Else, go to PC2\_BOX3.

---

IF PC6 = 1, GO TO PC10.  
ELSE, GO TO PC2\_BOX3.

NCVS Redesign Field Test Condition 2 Questionnaire

**Question ID: PC10**

Earlier you said you had a job or worked at a business at some time in the past 12 months. Did that job/work last 2 consecutive weeks or more?

1 Yes

GO TO PC11

2 No

GO TO PC\_INTRO2

ASK Description: Respondents who indicated they have a job or work at a business in the past 12 months.

ASK Specification: IF PC6 = 1.

DISPLAY: If CONDITION = 2, display response options in uppercase. Else, display response options in mixed case.

PQID: 75c

SAS Variable: PC10

**Question ID: PC11**

When did that job end?

1 DATE FIELD

ASK Description: Respondents who indicated they had a job or work at a business in the past 12 months and the job/work lasted 2 consecutive weeks or more.

ASK Specification: IF PC6 = 1 AND PC10 = 1.

PROGRAM: Show Text Field for DATE, format MM/DD/YYYY. Numeric response only.

LOGIC CHECK: Hard check - date entered > current date.

PQID: new

SAS Variable: PC11

**Box ID: PC2\_BOX3**

Respondents who reported they had a job or worked at a business in the past 7 days or their job/work lasted 2 consecutive weeks in the past 12 months or more and provided any details about any incident involving an attack or threatened attack or unwanted sexual contact that happened at work or on the way to or from work, GO TO PC11A.  
ELSE, go to PC2\_BOX4.

---

IF (PC5 = 1 OR PC10 = 1) AND THE FOLLOWING IS TRUE FOR ANY CIR: (S\_A = 1 OR S\_TA = 1 OR S\_ATA = 1 OR S\_SA = 1) AND (LO\_3 = 5 OR WV1 = 1 OR WV2 = 1) AND (WV3 != -9 OR WV5 != -9 OR WV6 != -9 OR WV7 != -9 OR WV8 != -9 OR WV9 != -9), go to PC11A.  
Else, go to PC2\_BOX4.

NCVS Redesign Field Test Condition 2 Questionnaire

**Question ID: PC11a**

Earlier you said that an incident happened while you were at work. Have you changed your job since then?

- |       |                 |
|-------|-----------------|
| 1 Yes | GO TO PC12      |
| 2 No  | GO TO PC_INTRO2 |

ASK Description: Respondents who reported they had a job or worked at a business in the past 7 days or their job/work lasted 2 consecutive weeks in the past 12 months or more and provided any details about an incident involving an attack or threatened attack or unwanted sexual contact that happened at work or on the way to or from work.

ASK Specification: IF (PC5 = 1 OR PC10 = 1) AND THE FOLLOWING IS TRUE FOR ANY CIR: (S\_A = 1 OR S\_TA = 1 OR S\_ATA = 1 OR S\_SA = 1) AND (LO\_3 = 5 OR WV1 = 1 OR WV2 = 1) AND (WV3 != -9 OR WV5 != -9 OR WV6 != -9 OR WV7 != -9 OR WV8 != -9 OR WV9 != -9).

DISPLAY: If CONDITION = 2, display response options in uppercase. Else, display response options in mixed case.

PQID: NEW

SAS Variable: PC11a

Tags: Change Request

**Question ID: PC12**

{Earlier you said you had a job or worked at a business last week. }The next questions are about your {current main/most recent} job. {Are/Were} you employed by . . .

- 1 A private company, business, or individual for wages,
- 2 {The }Federal government,{ or}
- 3 A state, county, or local government,
- 4 {Self-employed/Yourself (self-employed)} in your own business, professional practice, or farm, or
- 5 {Employed by a/A} private not-for-profit, tax-exempt, or charitable organization?

ASK Description: Respondents who reported they had a job or worked at a business in the past 7 days or their job/work lasted 2 consecutive weeks or more in the past 12 months and have not already been asked about workplace violence and have not changed jobs since an incident that occurred at work.

ASK Specification: IF (PC5 = 1 OR PC10 = 1) AND PC11a != 2, -9.

DISPLAY: IF PC5 = 1, display "Earlier...last week.", "current main" and "Are". Else, if PC10 = 1, display "most recent" and "Were".

IF CONDITION = 2, display "The ", " or", "Self-employed" and "Employed by a". Else, if CONDITION = 3, display "Yourself (self-employed)" and "A".

PQID: NCVS-2, 138a

SAS Variable: PC12

NCVS Redesign Field Test Condition 2 Questionnaire

**Question ID: PC14**

What is the name of the (company/government agency/business/non-profit organization) for which you worked? Remember, all answers to this survey are confidential, and you may skip any question that you don't want to answer.

1 TEXT RESPONSE

ASK Description: Respondents who reported they had a job or worked at a business in the past 7 days or their job/work lasted 2 consecutive weeks or more in the past 12 months and have not already been asked about workplace violence and have not changed jobs since an incident that occurred at work.

ASK Specification: IF (PC5 = 1 OR PC10 = 1) AND PC11a != 2, -9.

PROGRAM: DISPLAY TEXT FIELD, MAX CHARACTER LENGTH = 200.

PQID: NCVS-2, 138c

SAS Variable: PC14

Tags: Change Request

**Question ID: PC15**

What kind of business or industry is this? What do they make or do?

1 TEXT RESPONSE

ASK Description: Respondents who reported they had a job or worked at a business in the past 7 days or their job/work lasted 2 consecutive weeks or more in the past 12 months and have not already been asked about workplace violence and have not changed jobs since an incident that occurred at work.

ASK Specification: IF (PC5 = 1 OR PC10 = 1) AND PC11a != 2, -9.

PROGRAM: DISPLAY TEXT FIELD, MAX CHARACTER LENGTH = 200.

PQID: NCVS-2, 138d

SAS Variable: PC15

Tags: Change Request

**Question ID: PC16**

{Is this mainly...? TURN LAPTOP AROUND SO R CAN SEE LIST./Which of these categories best describes the business or industry?}

- 1 Agriculture
- 2 Forestry
- 3 Construction
- 4 Healthcare and Social Assistance
- 5 Manufacturing
- 6 Mining
- 7 Oil and Gas Extraction
- 8 Public Safety
- 9 Services
- 10 Transportation
- 11 Warehousing
- 12 Utilities
- 13 Retail trade
- 14 Wholesale trade
- 15 Something else Specify: \_\_\_\_\_

ASK Description: Respondents who reported they had a job or worked at a business in the past 7 days or their job/work lasted 2 consecutive weeks or more in the past 12 months and have not already been asked about workplace violence and have not changed jobs since an incident that occurred at work.

ASK Specification: IF (PC5 = 1 OR PC10 = 1) AND PC11a != 2, -9.

DISPLAY: IF CONDITION = 2, DISPLAY "Is this mainly... CAN SEE LIST.". IF CONDITION = 3, DISPLAY "Which of these... industry?".

PQID: modified NCVS-2, CIR138e

SAS Variable: PC16

Tags: Change Request

NCVS Redesign Field Test Condition 2 Questionnaire

**Question ID: PC17**

What kind of work {do/did} you do, that is, what {is/was} your occupation? (For example: registered nurse, personnel manager, supervisor of order department, secretary, accountant)

1 TEXT RESPONSE

ASK Description: Respondents who reported they had a job or worked at a business in the past 7 days or their job/work lasted 2 consecutive weeks or more in the past 12 months and have not already been asked about workplace violence and have not changed jobs since an incident that occurred at work.

ASK Specification: IF (PC5 = 1 OR PC10 = 1) AND PC11a != 2, -9.

PROGRAM: DISPLAY TEXT FIELD, MAX CHARACTER LENGTH = 200.

DISPLAY: If PC5 =1, display "do" and "is". Else, display "did" and "was".

PQID: NCVS-2, 138f

SAS Variable: PC17

**Question ID: PC18**

What {are/were} your usual activities or duties at this job? (For example: patient care, directing hiring policies, supervising order clerks, typing and filing, reconciling financial records)

1 TEXT RESPONSE

ASK Description: Respondents who reported they had a job or worked at a business in the past 7 days or their job/work lasted 2 consecutive weeks or more in the past 12 months and have not already been asked about workplace violence and have not changed jobs since an incident that occurred at work.

ASK Specification: IF (PC5 = 1 OR PC10 = 1) AND PC11a != 2, -9.

PROGRAM: DISPLAY TEXT FIELD, MAX CHARACTER LENGTH = 200.

DISPLAY: If PC5 =1, display "are". Else, display "were".

PQID: NCVS-2, 138g

SAS Variable: PC18

**Question ID: PC\_INTRO2**

The next questions ask about any health conditions, impairments, or disabilities you may have.

ASK Description: All respondents.

PQID: NCVS-2, 168; Near Term Change to NCVS, 2016

NCVS Redesign Field Test Condition 2 Questionnaire

**Question ID: PC19**

Are you deaf or do you have serious difficulty hearing?

- 1 Yes
- 2 No

ASK Description: All respondents.

DISPLAY: If CONDITION = 2, display response options in uppercase. Else, display response options in mixed case.

PQID: NCVS-2, 169a

SAS Variable: PC19

**Question ID: PC20**

Are you blind or do you have serious difficulty seeing even when wearing glasses?

- 1 Yes
- 2 No

ASK Description: All respondents.

DISPLAY: If CONDITION = 2, display response options in uppercase. Else, display response options in mixed case.

PQID: NCVS-2, 169b; Near Term Change to NCVS, 2016

SAS Variable: PC20

**Box ID: PC2\_BOX5**

For PC21 - PC23, display a 'Yes' and 'No' column with options for each response category.

Tags: Stem and Leaf screen

**Question ID: PC21**

Because of a physical, mental, or emotional condition, do you have serious difficulty:

- 1 . . . concentrating, remembering or making decisions?
- 2 . . . walking or climbing stairs?
- 3 . . . dressing or bathing?

ASK Description: All respondents.

DISPLAY: If CONDITION = 2, display response options in uppercase. Else, display response options in mixed case.

PQID: NCVS-2, 170a(1-3); Near Term Change to NCVS, 2016)

SAS Variable: PC21, PC22, PC23

Tags: Stem and Leaf screen



NCVS Redesign Field Test Condition 2 Questionnaire

**Box ID: PC2\_BOX6**

IF UT\_AGE >= 16, GO TO PC24.  
Else, GO TO PC2\_BOX6AA.

**Question ID: PC24**

Because of a physical, mental, or emotional condition, do you have difficulty doing errands alone such as visiting a doctor's office or shopping?

- 1 Yes
- 2 No

ASK Description: Respondents age 16 or older.

ASK Specification: IF UT\_AGE >= 16.

DISPLAY: If CONDITION = 2, display response options in uppercase. Else, display response options in mixed case.

PQID: NCVS-2, 170b; Near Term Change to NCVS, 2016

SAS Variable: PC24

**Box ID: PC2\_BOX6AA**

IF PC19 = 1 OR PC20 = 1 OR PC21 = 1 OR PC22 = 1 OR PC23 = 1 OR PC24 = 1, GO TO PC24A.  
Else, GO TO PC25\_INTRO.

Tags: Change Request

**Question ID: PC24A**

Do you consider yourself to be disabled?

- 1 Yes
- 2 No

ASK Description: Respondents who are deaf or have serious difficulty hearing, blind or have serious difficulty seeing even when wearing glasses, because of a physical, mental, or emotional condition have serious difficulty concentrating, remembering or making decisions, walking or climbing stairs, dressing or bathing, or because of a physical, mental, or emotional condition have difficulty doing errands alone such as visiting a doctor's office or shopping.

ASK Specification: IF PC19 = 1 OR PC20 = 1 OR PC21 = 1 OR PC22 = 1 OR PC23 = 1 OR PC24 = 1.

DISPLAY: If CONDITION = 2, display response options in uppercase. Else, display response options in mixed case.

PQID: NEW

SAS Variable: PC24A

Tags: Change Request

**Question ID: PC25\_INTRO**

The next questions are about your background.

ASK Description: All respondents.

**Box ID: PC2\_BOXAB**

Respondents who are not the household respondent or respondents who are of Hispanic origin or Hispanic origin is unknown, go to PC25.Else, go to PC27.

IF UT\_HHR != 1 OR HISPANIC = 1, 3, GO TO PC25.ELSE, GO TO PC27.

**Question ID: PC25**

Are you Hispanic or {Latino/Latina}?

- 1 Yes
- 2 No

ASK Description: Respondents who are not the household respondent or respondents who are of Hispanic origin or Hispanic origin is unknown.

ASK Specification: IF UT\_HHR != 1 OR HISPANIC = 1, 3.

DISPLAY: IF UT\_RESP\_GENDER = 2, DISPLAY "Latina". Else, DISPLAY "Latino".

If CONDITION = 2, display response options in uppercase. Else, display response options in mixed case.

PQID: 23

SAS Variable: PC25

**Question ID: PC26**

Which one or more of the following would you say is your race? Select one or more.

- 1 White
- 2 Black or African American
- 3 American Indian or Alaska Native
- 4 Asian
- 5 Native Hawaiian or Other Pacific Islander

ASK Description: Respondents who are not the household respondent or respondents who are of Hispanic origin or Hispanic origin is unknown.

ASK Specification: IF UT\_HHR != 1 OR HISPANIC = 1, 3.

PROGRAM: ROUTING INSTRUCTIONS: IF PC25 = 1 AND ((PC26\_1 = 1 AND PC26\_2 != 1 AND PC26\_3 != 1 AND PC26\_4 != 1 AND PC26\_5 != 1) OR (PC26\_1 != 1 AND PC26\_2 = 1 AND PC26\_3 != 1 AND PC26\_4 != 1 AND PC26\_5 != 1) OR (PC26\_1 != 1 AND PC26\_2 != 1 AND PC26\_3 = 1 AND PC26\_4 != 1 AND PC26\_5 != 1) OR (PC26\_1 != 1 AND PC26\_2 != 1 AND PC26\_3 != 1 AND PC26\_4 = 1 AND PC26\_5 != 1) OR (PC26\_1 != 1 AND PC26\_2 != 1 AND PC26\_3 != 1 AND PC26\_4 != 1 AND PC26\_5 = 1)), go to PC26a. Else, go to PC2\_BOX7.

PQID: 24

SAS Variable: PC26\_1, PC26\_2, PC26\_3, PC26\_4, PC26\_5

Tags: Choose-all-that-apply Item

**Question ID: PC26a**

Do you primarily consider yourself to be Hispanic, or {response from PC26}, or both equally?

- 1 Hispanic
- 2 {response from PC26}
- 3 Both equally

ASK Description: Respondents who are Hispanic and say they are only one race.

ASK Specification: IF PC25 = 1 AND ((PC26\_1 = 1 AND PC26\_2 != 1 AND PC26\_3 != 1 AND PC26\_4 != 1 AND PC26\_5 != 1) OR (PC26\_1 != 1 AND PC26\_2 = 1 AND PC26\_3 != 1 AND PC26\_4 != 1 AND PC26\_5 != 1) OR (PC26\_1 != 1 AND PC26\_2 != 1 AND PC26\_3 = 1 AND PC26\_4 != 1 AND PC26\_5 != 1) OR (PC26\_1 != 1 AND PC26\_2 != 1 AND PC26\_3 != 1 AND PC26\_4 = 1 AND PC26\_5 != 1) OR (PC26\_1 != 1 AND PC26\_2 != 1 AND PC26\_3 != 1 AND PC26\_4 != 1 AND PC26\_5 = 1)).

DISPLAY: For question text fill and response option 2, display:

"White" if PC26 = 1.

"Black or African American" if PC26 = 2.

"American Indian or Alaska Native" if PC26 = 3.

"Asian" if PC26 = 4.

"Native Hawaiian or Other Pacific Islander" if PC26 = 5.

If CONDITION = 2, display response options in uppercase. Else, display response options in mixed case.

PQID: NEW

SAS Variable: PC26a

Tags: Change Request

**Box ID: PC2\_BOX7**

Respondents who are over 16 years of age, go to PC27.  
Else, go to PC\_BOX10.

---

IF UT\_AGE >= 16, GO TO PC27.  
Else, GO TO PC2\_BOX10.

**Question ID: PC27**

Are you now . . .

- 1 Married
- 2 Widowed
- 3 Divorced
- 4 Separated, or
- 5 Never married

ASK Description: Respondents over 16 years of age.

ASK Specification: IF UT\_AGE >= 16.

PQID: 18

SAS Variable: PC27

**Box ID: PC2\_BOX8**

Respondents who are over 16 years of age and are now married, go to PC28.  
Else, go to PC2\_BOX9.

---

IF UT\_AGE >= 16 AND PC27 = 1, GO TO PC28.  
ELSE, GO TO PC2\_BOX9.

**Question ID: PC28**

Is your spouse living with you?

- 1 Yes GO TO PC2\_BOX10
- 2 No GO TO PC2\_BOX10

ASK Description: Respondents who are over 16 years of age and are now married.

ASK Specification: IF UT\_AGE >= 16 AND PC27 = 1.

DISPLAY: If CONDITION = 2, display response options in uppercase. Else, display response options in mixed case.

PQID: NEW

SAS Variable: PC28

NCVS Redesign Field Test Condition 2 Questionnaire

**Box ID: PC2\_BOX9**

Respondents who are over 16 years of age and live with another adult and are not married, go to PC29.  
Else, go to PC2\_BOX10.

---

IF UT\_AGE >= 16 AND SOLO\_HHM != 1 AND PC27 != 1, GO TO PC29.  
Else, GO TO PC2\_BOX10.

**Question ID: PC29**

Do you live with a boyfriend, girlfriend, or partner?

- 1 Yes
- 2 No

ASK Description: Respondents who are over 16 years of age and live with another adult and are not married.

ASK Specification: IF UT\_AGE >= 16 AND SOLO\_HHM != 1 AND PC27 != 1.

DISPLAY: If CONDITION = 2, display response options in uppercase. Else, display response options in mixed case.

PQID: New, from CPS

SAS Variable: PC29

**Box ID: PC2\_BOX10**

The questions about sexual orientation and gender identity will be asked of VICTIMS age 16 and older (victim defined as R was asked to complete at least one CIR). If Male, go to PC30. If Female or Other, go to PC31.  
Else, go to PC35.

---

IF UT\_AGE >=16 AND (S\_MV = 1 OR S\_MVP = 1 OR S\_T = 1 OR S\_BI = 1 OR S\_V = 1 OR S\_A = 1 OR S\_TA = 1 OR S\_ATA = 1 OR S\_SA = 1 AND UT\_RESP\_GENDER = 1, GO TO PC30.  
ELSE, IF UT\_AGE >=16 AND (S\_MV = 1 OR S\_MVP = 1 OR S\_T = 1 OR S\_BI = 1 OR S\_V = 1 OR S\_A = 1 OR S\_TA = 1 OR S\_ATA = 1 OR S\_SA = 1 AND UT\_RESP\_GENDER != 1, GO TO PC31.  
ELSE, GO TO PC35.

Tags: Change Request

**Question ID: PC30**

Which of the following BEST represents how you think of yourself?

- |   |                                 |            |
|---|---------------------------------|------------|
| 1 | Gay                             | GO TO PC32 |
| 2 | Straight, that is, not gay      | GO TO PC32 |
| 3 | Bisexual                        | GO TO PC32 |
| 4 | Something else (SPECIFY:) _____ | GO TO PC32 |
| 5 | Refused                         | GO TO PC32 |
| 6 | Don't know                      | GO TO PC32 |

ASK Description: Respondents who are 16 years or older and are male and completed a CIR.

ASK Specification: IF UT\_AGE >= 16 AND UT\_RESP\_GENDER = 1 AND COMPLETED ONE OR MORE CIR.

PROGRAM: Display text box and allow 128 character text response.

PQID: New, from NHIS; Near Term Change to NCVS, 2016

SAS Variable: PC30, PC30\_SPECIFY

Tags: Change Request

**Question ID: PC31**

Which of the following BEST represents how you think of yourself?

- 1 Lesbian or gay
- 2 Straight, that is, not lesbian or gay
- 3 Bisexual
- 4 Something else (SPECIFY:) \_\_\_\_\_
- 5 Refused
- 6 Don't know

ASK Description: Respondents who are 16 years or older and are female and completed a CIR.

ASK Specification: IF UT\_AGE >= 16 AND UT\_RESP\_GENDER != 1 AND COMPLETED ONE OR MORE CIR.

PROGRAM: Display text box and allow 128 character text response.

PQID: New, from NHIS; Near Term Change to NCVS, 2016

SAS Variable: PC31, PC31\_SPECIFY

Tags: Change Request

**Question ID: PC32**

What sex was recorded on your original birth certificate?

- 1 Male
- 2 Female
- 3 Refused
- 4 Don't know

ASK Description: Respondents who are 16 years or older and completed a CIR.

ASK Specification: IF UT\_AGE >= 16 AND COMPLETED ONE OR MORE CIR.

DISPLAY: If CONDITION = 2, display response options in uppercase. Else, display response options in mixed case.

PQID: NCVS, 2016

SAS Variable: PC32

Tags: Change Request

**Question ID: PC33**

Do you currently describe yourself as male, female, or transgender?

- 1 Male
- 2 Female
- 3 Transgender
- 4 None of these (SPECIFY) \_\_\_\_\_
- 5 Refused
- 6 I don't know the answer

ASK Description: Respondents who are 16 years or older and completed a CIR.

ASK Specification: IF UT\_AGE >= 16 AND COMPLETED ONE OR MORE CIR

PROGRAM: Display text box and allow 250 character text response.

DISPLAY: If CONDITION = 2, display response options in uppercase. Else, display response options in mixed case.

PQID: NCVS, 2016

SAS Variable: PC33, PC33\_SPECIFY



NCVS Redesign Field Test Condition 2 Questionnaire

**Box ID: PC2\_BOX11**

Respondents who reported their sex on their birth certificate was male or female and currently describe themselves as male, female, or transgender and currently describe themselves as something different than the sex recorded on their original birth certificate, go to PC34.  
Else, go to PC35.

If PC32 = 1, 2 AND PC33 = 1, 2, 3 AND PC32 != PC33, go to PC34.  
Else, go to PC35.

**Question ID: PC34**

Just to confirm, your sex recorded at birth was {INSERT RESPONSE FROM PC32} and you now describe yourself as {INSERT RESPONSE FROM PC33}. Is that correct?

- 1 Yes
- 2 No GO TO PC32
- 7 Refused
- 8 Don't know

ASK Description: Respondents who reported their sex on their birth certificate was male or female and currently describe themselves as male, female, or transgender and currently describe themselves as something different than the sex recorded on their original birth certificate.

ASK Specification: If PC32 = 1, 2 AND PC33 = 1, 2, 3 AND PC32 != PC33.

DISPLAY: If CONDITION = 2, display response options in uppercase. Else, display response options in mixed case.

PQID: NCVS, 2016

SAS Variable: PC34

Tags: Change Request

**Question ID: PC35**

Are you a citizen of the United States? That is, were you born in the United States, born in a U.S. territory, born of U.S. citizen parents, or did you become a citizen of the U.S. through naturalization?

- 1 Yes, born in the United States
- 2 Yes, born in Puerto Rico, Guam, the U.S. Virgin Islands, or Northern Marianas
- 3 Yes, born abroad of U.S. citizen parent or parents
- 4 Yes, U.S. citizen by naturalization
- 5 No, not a U.S. citizen

ASK Description: All respondents.

DISPLAY: If CONDITION = 2, display response options in uppercase. Else, display response options in mixed case.

PQID: new, from ACS; Near Term changes NCVS, 2016

SAS Variable: PC35

**Box ID: PC2\_BOX12**

Respondents who are 18 years or older, go to PC36.  
Else, go to HHC2\_BOX1.

---

If UT\_AGE >=18, go to PC36.  
Else, go to HHC2\_BOX1.

**Question ID: PC36**

Have you ever served on active duty in the U. S. Armed Forces, Reserves, or National Guard?

- |  |                 |
|--|-----------------|
| 1 NEVER SERVED IN THE MILITARY                                       | GO TO HHC2_BOX1 |
| 2 ONLY ON ACTIVE DUTY FOR TRAINING IN THE RESERVES OR NATIONAL GUARD | GO TO HHC2_BOX1 |
| 3 Now on active duty   |                 |
| 4 On active duty in the past, but not now                            |                 |

ASK Description: Respondents who are 18 years or older.

ASK Specification: IF UT\_AGE >= 18.

PQID: new, from CPS; Near term changes to NCVS 2016

SAS Variable: PC36

Tags: Change Request

NCVS Redesign Field Test Condition 2 Questionnaire

**Question ID: PC37**

When did you serve on active duty in the U.S. Armed Forces? { READ CATEGORIES AS NEEDED. } (*Mark all that apply, even if just for part of the time period.*)

- 1 September 2001 or later
- 2 August 1990 to August 2001 (including Persian Gulf War)
- 3 May 1975 to July 1990
- 4 Vietnam Era (August 1964 to April 1975)
- 5 February 1955 to July 1964
- 6 Korean War (July 1950 to January 1955)
- 7 January 1947 to June 1950
- 8 World War II (December 1941 to December 1946)
- 9 November 1941 or earlier

ASK Description: Respondents who are 18 years or older and are now on active duty or were on active duty in the past but not now.

ASK Specification: IF UT\_AGE >= 18 AND PC36 = 3, 4.

DISPLAY: If CONDITION = 2, display "Mark all that apply, even if just for part of the time period." in uppercase italics. Else, display "Mark all that apply, even if just for part of the time period." in lowercase italics.

IF CONDITION = 2, DISPLAY " READ CATEGORIES AS NEEDED."

PQID: new, from CPS; Near term changes to NCVS 2016

SAS Variable: PC37\_1, PC37\_2, PC37\_3, PC37\_4, PC37\_5, PC37\_6, PC37\_7, PC37\_8, PC37\_9

Tags: Choose-all-that-apply Item

## Household Characteristics II

**Box ID: HHC2\_BOX1**

Household Respondents, go to H26a.  
Else, go to ALL\_END.

---

If UT\_HHR = 1, go to H26a.  
Else, go to ALL\_END.

**Question ID: H26a**

Thinking about all of the people who lived in your household in the past 12 months, {was your/which category represents the} TOTAL combined income{ less than \$30,000, or \$30,000 or more}? This includes money from jobs, net income from business, farm or rent, pensions, dividends, interest, Social Security payments, and any other money income received by the people in this household who are 14 years of age or older.

- 1 Less than \$30,000
- 2 \$30,000 or more

ASK Description: Household respondents.

ASK Specification: IF UT\_HHR = 1.

PROGRAM: ROUTING INSTRUCTIONS: IF H26a = 1, GO TO H26B1.  
ELSE, IF H26a = 2, GO TO H26B2.  
ELSE, GO TO H27.

DISPLAY: IF CONDITION = 2, DISPLAY "was your", "less than \$30,000, or \$30,000 or more?".  
ELSE, IF CONDITION = 3, DISPLAY "which category represents the".  
If CONDITION = 2, display response options in uppercase. Else, display response options in mixed case.

PQID: Near Term Change to NCVS, 2016

SAS Variable: H26a

Tags: Change Request

**Question ID: H26B1**

Was the total combined income in your household...{ READ CATEGORIES UNTIL RESPONDENT SAYS YES.}

- 1 Less than \$5,000
- 2 \$5,000 to \$7,499
- 3 \$7,500 to \$9,999
- 4 \$10,000 to \$12,499
- 5 \$12,500 to \$14,999
- 6 \$15,000 to \$17,499
- 7 \$17,500 to \$19,999
- 8 \$20,000 to \$24,999
- 9 \$25,000 to \$29,999

ASK Description: Household respondents whose combined total household income is less than \$30,000.

ASK Specification: IF UT\_HHR = 1 AND H26a = 1.

PROGRAM: ROUTING INSTRUCTIONS: GO TO H27.

DISPLAY: IF CONDITION = 2, DISPLAY "READ CATEGORIES UNTIL RESPONDENT SAYS YES.". ELSE, DO NOT DISPLAY.

SAS Variable: H26B1

Tags: Change Request

**Question ID: H26B2**

Was the total combined income in your household...{ READ CATEGORIES UNTIL RESPONDENT SAYS YES.}

- 1 \$30,000 to \$34,999
- 2 \$35,000 to \$39,999
- 3 \$40,000 to \$49,999
- 4 \$50,000 to \$74,999
- 5 \$75,000 to \$99,999
- 6 \$100,000 to \$149,999
- 7 \$150,000 to \$199,999
- 8 \$200,000 or more

ASK Description: Household respondents whose combined total household income is \$30,000 or more.

ASK Specification: IF UT\_HHR = 1 AND H26a = 2.

DISPLAY: IF CONDITION = 2, DISPLAY "READ CATEGORIES UNTIL RESPONDENT SAYS YES.". ELSE, DO NOT DISPLAY.

SAS Variable: H26B2

Tags: Change Request

**Question ID: H27**

At any time during the past 12 months, did anyone who lives with you receive any kind of welfare or public assistance from a state or local welfare office – any food or housing benefits, welfare-to-work assistance, emergency help, or anything like that?

- 1 Yes
- 2 No

ASK Description: Household respondents.

ASK Specification: IF UT\_HHR = 1.

DISPLAY: If CONDITION = 2, display response options in uppercase. Else, display response options in mixed case.

PQID: new: modified from Survey of Income and Program Participation

SAS Variable: H27

**Question ID: H28**

How often do you worry that your total income (for everyone who lives there) will not be enough to meet your expenses and bills?

- 1 Almost all the time
- 2 Often
- 3 Once in a while
- 4 Hardly ever
- 5 Never

ASK Description: Household respondents.

ASK Specification: IF UT\_HHR = 1.

PQID: new National Survey of Families and Households

SAS Variable: H28

## Closing

**Question ID: ALL\_END**

{PLEASE CLICK ON THE SUBMIT BUTTON TO FINALIZE THE INTERVIEW/If you have any questions or concerns about participating in the survey, please contact NSCS Survey Support at 1-855-849-6119. You can also email any questions or concerns to NSCS@westat.com.

Thank you for participating in this study. We realize that some of the topics covered are quite personal and can be difficult to think and talk about. We appreciate your willingness to be a part of this study and want you to know that we recognize the important contribution you have made. Sometimes when people have participated in a study like this, they realize that they are interested in following up on some of the issues that they have been asked about in the study with someone who is professionally trained to deal with these kinds of issues.

Sometimes answering questions can make you feel uncomfortable. If that happens, we have phone numbers of people that you can call to help you. On the next screen you will see a list of the toll-free numbers of resources that you can use now or in the future if you want to speak further with someone.}

Please click on the "submit" button below to submit your responses.

ASK Description: All respondents.

DISPLAY: If CONDITION = 2, display "PLEASE CLICK ON THE SUBMIT BUTTON TO FINALIZE THE INTERVIEW". Else if CONDITION = 3, display "If you have any... with someone".

**Question ID: SUBMITTED**

{PLEASE CLOSE THIS WINDOW AND GO BACK TO THE IMS/You can reach the National Domestic Violence Hotline at 1-800-799-SAFE. You can reach the National Center for Victims of Crime at 1-202-467-8700. You can reach the National Child Abuse Hotline at 1-800-4-A-CHILD. You can reach Victim Connect at 1-855-4-VICTIM.

That completes the survey. Thank you for your participation.

Please close your browser or the current tab to exit the survey.}

ASK Description: All respondents.

PROGRAM: ROUTING INSTRUCTIONS: If CONDITION = 2, close module and return to the IMS. If CONDITION = 3, close module.

DISPLAY: If CONDITION = 2, display "PLEASE CLOSE... IMS". Else if CONDITION = 3, display "You can... the survey.".