



RANDSTAD MONITOR

COMPETITIVENESS, BUSINESS CLIMATE AND
QUALITY OF LIFE

The Randstad Region compared to other
metropolitan areas in Europe





**4TH LARGEST
METROPOLITAN AREA**



**POPULATION
8.2 MILLION**



**GRP OF
397 BILLION EUR**



WELCOME TO THE RANDSTAD REGION!

The Randstad Region comprises four provinces in the western Netherlands: Noord-Holland, Zuid-Holland, Utrecht and Flevoland.

The 'Randstad' is not a single city and it is not an agglomeration around a single city, such as one sees in Paris or London. Rather it is a conglomerate of large and midsize cities. Together, these cities have all the facilities necessary to play a significant role in the world.

It is a dynamic metropolitan area where **8.2 million people** – nearly half of the country's population – live and work. The well-known cities of Amsterdam, Rotterdam, Utrecht and The Hague are located in the Randstad.

The region offers a wide spectrum of economic activities. With a gross regional product (GRP) of **EUR 397 billion**, the Randstad Region is the **fourth-largest metropolitan area in Europe** after London, Paris and the Rhine-Ruhr. More than half of the Netherlands' gross national product is generated in the Randstad.

The Randstad is a key point of access for North-western Europe. The region offers direct connections to the rest of the world, including through mainports such as the Port of Rotterdam, the largest port in Europe, and Amsterdam Schiphol Airport. In addition to other factors, this excellent international accessibility makes the region appealing to international businesses, conferences and visitors alike. As a regional cluster, the Randstad is an important driver for knowledge and innovation. Many knowledge institutions – including leading universities – are located in the Randstad Region.

The European Union contributes to the Randstad's competitiveness and its quality of life. The EU's policies and regulations have a considerable impact on the region. In addition, through the various EU programmes significant investments are made into the region. In the first five years of the current EU financial framework (2014-2020), the Randstad has benefitted from EU investments with a total value of **EUR 2.34 billion**. These investments have a considerable multiplier effect, which means that each EU euro invested triggers additional private and public investments. To make this European contribution to the performance of the Randstad more tangible, examples of projects are presented throughout this brochure.





What does NUTS2 mean?

At the heart of the EU's regional statistics is the NUTS classification, the common classification of territorial units for statistics. It provides for a harmonised hierarchy of regions, subdividing each Member State into regions at three different levels: NUTS 1, 2 and 3 from larger to smaller areas.

This means for instance that in this brochure Frankfurt refers to the NUTS2 region of Darmstadt, Milan refers to Lombardy and Paris to Ile-de-France.

COMPARING METROPOLITAN AREAS



Metropolitan areas are engines for growth and jobs in Europe. On a global scale they form poles of competitiveness contributing significantly to the economic position of the European Union as a whole. Large urban agglomerations typically combine economic, social and political functions and form important hubs for regional and international connections.

Given this wide-ranging combination of functions one finds in metropolitan areas, they are facing multiple and concomitant societal challenges. Therefore, they can serve as testbeds and vanguards for new policy answers and innovative solutions.

It is difficult to define the boundaries of metropolitan areas as these often do not coincide with administrative divisions. This is certainly the case for the Randstad, which encompasses four provinces and a multitude of cities and villages.

In this brochure we have chosen 'NUTS2' as it is a commonly used regional classification for which a solid statistical database exists. The data used in this brochure were mostly derived from Eurostat. Presented together, the benchmarking exercise gives us an insight into the performance of metropolitan areas in Europe in terms of their competitiveness and quality of life.

Key characteristics of metropolitan areas in Europe




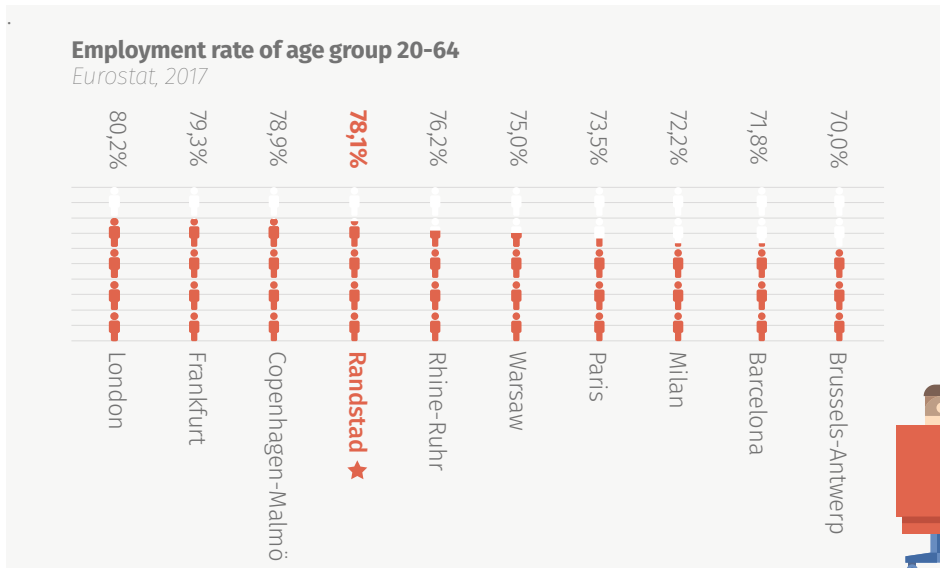
	Gross regional product (GRP) in billion euro	Population in million inhabitants	GRP per inhabitant
Greater London area	€ 946	19.53	€ 48.443
Paris (Ile-de-France)	€ 709	12.15	€ 58.358
Rhine-Ruhr area	€ 403	9.63	€ 41.850
★ Randstad Region	€ 397	8.15	€ 48.659
Milan (Lombardy)	€ 381	10.02	€ 38.023
Brussels-Antwerp	€ 264	5.67	€ 46.656
Barcelona (Catalonia)	€ 224	7.44	€ 30.101
Frankfurt (Darmstadt)	€ 200	3.95	€ 50.666
Copenhagen-Malmö	€ 180	3.29	€ 54.827
Warsaw (Mazovia)	€ 105	5.34	€ 19.616

(Eurostat, 2017)

COMPETITIVENESS

The European economy has been expanding for years now, providing jobs to a record number of people. In the Netherlands structural reforms have resulted in job-rich recovery from the economic crisis with a GDP growth rate of 2.5% (2018). The unemployment rate is back to pre-crisis levels and has fallen to well below 4% whilst labour productivity is still high. The Netherlands has a low level of income inequality and regional differences in terms of economic activity and income are limited.

A dynamic, skilled workforce combined with a strong knowledge base are ingredients for further urban economic advancement and the development of innovative products and services. Within the Randstad Region, the labour market is characterised by openness and flexibility, offering opportunities for new talents. A large share of the population, around 42%, completed higher education. Also the participation rate in Vocational Education and Training is high and its qualifications provide recent graduates with a strong position in the labour market



Labour productivity in value added per employee in euro Eurostat, 2017

Paris	€ 117.736	London	€ 84.100
Brussels-Antwerp	€ 99.267	Milan	€ 77.894
Copenhagen-Malmö	€ 95.153	Rhine-Ruhr	€ 77.727
Frankfurt	€ 89.389	Barcelona	€ 62.033
★ Randstad	€ 85.671	Warsaw	€ 37.142

Educational attainment of age group 25-74 *European Commission, 2017*

	Low (ISCED 0-2)	Medium (ISCED 3-4)	High (ISCED 5-8)
London	15%	29%	57%
Paris	21%	32%	48%
Copenhagen-Malmö	15%	37%	48%
Brussels-Antwerp	21%	35%	44%
★ Randstad	20%	39%	42%
Warsaw	6%	53%	41%
Barcelona	39%	22%	39%
Frankfurt	16%	50%	34%
Rhine-Ruhr	18%	54%	28%
Milan	36%	44%	20%

**Innovative strength**

The Netherlands is qualified as an 'innovation leader' in the European Innovation Scoreboard 2018, which is published by the European Commission. The country benefits from an attractive research system and an innovation-friendly environment.

Investments in research and development (R&D) are close to 2% of GRP, with public R&D performing relatively well while private R&D intensity is still lower than the top performers in Europe. Regional innovation strategies for smart specialisation strengthen innovation ecosystems through investments based on regional needs and potential.

On the Regional Innovation Scoreboard 2017, most parts of the Randstad are categorised as 'innovation leaders', the ranking's top category. The Randstad scores particularly well on indicators such as participation in lifelong learning, (impact of) scientific publications and innovation collaboration between small and medium-sized enterprises (SMEs).

R&D expenditure (as % of GRP) *European Commission, 2017*

Copenhagen-Malmö	4,40%	Warsaw	1,70%
Frankfurt	3,10%	Brussels	1,51%
Paris	2,91%	Barcelona	1,49%
★ Randstad	1,90%	Milan	1,33%
Rhine-Ruhr	1,80%	London	1,06%

Classification Regional Innovation Scoreboard *European Commission, 2017*

Copenhagen-Malmö	Leader +	Brussels-Antwerp	Strong +
London	Leader +	Rhine-Ruhr	Leader -
★ Randstad	Leader	Barcelona	Moderate +
Paris	Leader -	Milan	Moderate +
Frankfurt	Leader -	Warsaw	Moderate

HOW DOES THE EU CONTRIBUTE TO THE COMPETITIVENESS OF THE RANDSTAD?



Showcased below are a few projects which are (co-)financed by EU programmes and give an impression of how the EU contributes to the competitiveness of the Randstad Region.

BigData@Heart



The ultimate goal of the medical BigData@Heart project is to develop a Big Data-driven translational research platform of unparalleled scale and phenotypic resolution in order to deliver clinically relevant disease phenotypes, scalable insights from real-world evidence and insights driving drug development and personalised medicine through advanced analytics.

Launched in March 2017, BigData@Heart is a five-year project of the Innovative Medicines Initiative (IMI), an EU public-private consortium consisting of patient networks, learned societies, SMEs, pharmaceutical companies and academia. The University Medical Centre Utrecht is the coordinating partner of the IMI consortium.

EU-programme

Research & Innovation Programme (Horizon2020)



Total project budget €19.398.970,00

Total EU investment €9.664.970,00

EU investment into Randstad €4.490.137

LoCO2Fe



Over the past decade, the steel industry in Europe has been spending a lot of effort in Research and Development of technologies that help achieving the EU's CO₂ emissions targets and reduce the cost of EU ETS compliance. Several technologies have been put forward for further development, one of which is the so called 'Hisarna' smelting reduction process.

The objective of LoCO2Fe project, which is co-ordinated by Tata Steel Netherlands, is to prove that the Hisarna ironmaking technology can achieve a reduction in CO₂ emission intensity of at least 35%, as compared to a blast furnace operated site (based on best available technology currently installed).

EU-programme

EU-programme Research & Innovation Programme (Horizon2020)



Total project budget €14.836.830

Total EU investment €7.418.415

EU investment into Randstad €7.094.499



The Green Village



The Green Village is a testing ground for sustainable innovations at the Delft University of Technology campus. In this open-air laboratory, researchers from different knowledge institutions and the business community jointly test new technologies for the home and work environment. The Green Village project actively focuses on discovering how innovations fit within the rules for building and living. Green Village is an initiative of Delft University of Technology in collaboration with the Green Village Foundation.

EU-programme
Regional Development Fund (ERDF)



Total project budget **€8.348.673,00**

Total EU investment **€2.496.173,00**

EU investment into Randstad **€2.496.173,00**



House of Skills

House of Skills is a living lab in which the business community, sector organisations, trade unions and employers' organisations, knowledge and education institutions and administrators from the Amsterdam Metropolitan Area work together and conduct pilots to develop various skill-oriented career programs. This public-private partnership is demand-driven by employers. The knowledge and experience acquired by House of Skills is shared with other Dutch cities and regions that have a similar interest in promoting intersectoral labour mobility of those holding lower or middle level qualifications. House of Skills primarily focuses on the Technology, Healthcare, Hospitality and ICT growth sectors. The fact that this project is funded by both ERDF and ESF is rather unique in the Netherlands.

EU-programme

Social Fund (ESF) + Regional Development Fund (ERDF)



Total project budget **€7.477.880**

Total EU investment **€3.738.940**

EU investment into Randstad **€3.738.940**



SmartPilots

Bio-economy addresses environmental challenges by reducing dependence on natural resources. It enables the sustainable production of chemicals, pharmaceutical products, food and energy from renewable raw materials. Shared pilot facilities (SPF) are open access test sites that bring bio-economy innovations from the laboratory into industrial practice. They are open to all companies and research institutes and can thus be seen as shared investments in innovation equipment.

The SmartPilots project aims to optimize regional support to shared pilot facilities and their users in a cost-effective and impact-oriented manner. In the four-year project that started in 2016 the province of Zuid-Holland co-operates with partner from Belgium, the UK, Finland, Italy, France and Germany.

EU-programme

Regional Development Fund (ERDF/Interreg Europe)



Total project budget **€1.433.819**

Total EU investment **€1.176.526**

EU investment into Randstad **€300.113**





BUSINESS CLIMATE

The Netherlands has a business-friendly environment. It ranked sixth in the 2018 Global Competitiveness Index, which is published by the World Economic Forum. Of the EU countries, only Germany scored better in this index that focusses on drivers for competitiveness. The Netherlands scores particularly well in infrastructure, innovation and business sophistication and it is one of the best performers in the area of connectivity.

In the European Commission's Regional Competitiveness Index 2016, the Randstad ranks third based on a broad range of indicators related to innovation, governance, transport and human capital. Taken together, these indicators characterise a region's ability to offer an attractive and sustainable environment for firms and residents to live and work.

In the same vein, the Global Power City Index ranks the major cities of the world according to their 'magnetism': their power to attract people, capital, and enterprises from around the world. It covers aspects such as economy, R&D, environment and accessibility. Of the included European cities, Amsterdam comes third after London and Paris.

Regional competitiveness index *European Commission, 2016*

London	93,02
Paris	90,27
★ Randstad	89,28
Copenhagen-Malmö	87,03
Frankfurt	86,66
Brussels-Antwerp	83,40
Rhine-Ruhr	80,00
Milan	53,49
Warsaw	50,49
Barcelona	48,69



Global Power City Index

Institute for Urban Strategies, 2018 (#rank)



Mobility and Accessibility

Logistics is of major importance to the Dutch economy. The country plays a leading role in the import and export of goods from and into Europe with huge throughput of goods flows. In the World Bank's Logistics Performance Index the Netherlands takes sixth place out of 160 countries reviewed.

Its favourable geographic position combined with an excellent infrastructure with ports, airports and corresponding transport links, makes the Randstad a top gateway to Europe. With the port of Rotterdam, the largest seaport in Europe, and the port of Amsterdam which ranks fourth, the Randstad leads the rankings by far. Also by air the Randstad is characterised by a high degree of accessibility with Amsterdam Airport Schiphol as an important European hub and Rotterdam-The Hague Airport providing flights to many European destinations. It places the Randstad in the top-3 after London and Paris.

On the roads, time lost in congestion is relatively low in the Randstad. This is important as standing still in traffic comes at a (high) cost for economy and trade. But it will come as no surprise that the Netherlands is leading in all rankings related to bicycles, such as the number of bikes owned, their (daily) use and the existence of dedicated infrastructure, including bicycle highways.

Maritime transport of goods (x1.000 tonnes)

Eurostat, 2016



★ 1	Randstad	541.744
2	Brussels-Antwerp	228.654
3	Copenhagen-Malmö	94.438
4	London	94.401
5	Barcelona	71.277



Busiest airports by passenger traffic

Airports Council International, 2018



1	London	175.763.603
2	Paris	105.350.408
★ 3	Randstad	71.053.157
4	Frankfurt	69.510.269
5	Barcelona	50.172.457
6	Milan	46.897.537
7	Rhine-Ruhr	37.241.795
8	Brussels	33.705.619
9	Copenhagen-Malmö	24.725.490
10	Warsaw	17.755.542

Time spent in traffic jams (hours per year)

INRIX, 2017

★ Amsterdam	🕒 69	Warsaw	🕒 173
Cologne	🕒 99	Brussels	🕒 195
Frankfurt	🕒 107	London	🕒 210
Copenhagen	🕒 137	Milan	🕒 226
Barcelona	🕒 147	Paris	🕒 237





HOW DOES THE EU CONTRIBUTE TO IMPROVING THE BUSINESS CLIMATE OF THE RANDSTAD?

Showcased below are a few projects which are (co-) financed by EU programmes and give an impression of how the EU contributes to improving the business climate of the Randstad Region.

CLINSH: Clean Inland Shipping

The aim of CLINSH is to set a new, realistic standard for European policy and regulation and to provide the sector with tools for sustainability. The province of Zuid-Holland leads a consortium consisting of seventeen public and private partners from the Netherlands, Belgium, Germany and the UK. It is the joint aim of the CLINSH project partners, such as port companies, knowledge institutions and environmental services, to demonstrate which (environmental) benefits can be achieved by applying new technologies and fuels. As such, CLINSH is a unique research project that will accelerate the greening of inland shipping.



EU-programme

Environment & Climate Programme (LIFE)



Total project budget €8.782.973

Total EU investment €5.108.937

EU investment into Randstad € 1.083.154





Entrepreneurial Noorderpark (Noorderpark Onderneemt)



Local authorities, entrepreneurs and other stakeholders from the local community are jointly developing the Amsterdam Noorderpark city park into a catalyst for the local economy. With four 'vibrant pavilions' and an innovative programme the park boosts the profile of the Northern part of Amsterdam as a prime location for creative and societal entrepreneurs. The current phase of the project started in April 2016 and finished towards the end of 2018, but preparatory actions were taken as early as 2013. With the EU contribution pavilions and a former gas station underwent renovation or refurbishment. A budget is also available to support local entrepreneurs and initiators in setting up their activities.

EU-programme

Regional Development Fund (ERDF)



Total project budget € 671.377

Total EU investment € 332.993

EU investment into Randstad € 332.993

InterCor: Interoperable Corridors



InterCor is a three-year study started in September 2016 that seeks to enable vehicles and the related road infrastructure to communicate data on a road corridor to achieve safer, more efficient and more convenient mobility of people and goods. This interaction is the domain of Cooperative Intelligent Transport Systems (C-ITS), which will allow road users and traffic managers to share information and use it to coordinate their actions.

The project connects the C-ITS corridors running through the Netherlands, Belgium, the UK and France. The aim is to achieve a sustainable network of corridors providing continuity of C-ITS services and offering a testbed for beyond Day-One C-ITS service development.

EU-programme

Connecting Europe Facility (CEF)



Total project budget € 29.999.999

Total EU investment € 15.000.000

EU investment into Randstad € 2.898.850

PowerParking: sustainable parking facilities

PowerParking is an innovative pilot project for using (large-scale) parking lots as local, sustainable power plants. The project started in January 2017 and has a duration of 4½ years.

At Lelystad Airport and the neighbouring Lelystad Airport Business park, a section of the parking area is covered with solar panels. The energy generated is used locally for, among other things, charging electric cars, parking and public lighting. In the event of a surplus, the energy is temporarily stored in the batteries of parked electric cars and / or extra batteries. PowerParking thus contributes to the energy transition and CO₂ reduction.



EU-programme

Regional Development Fund (ERDF)



Total project budget € 3.101.245

Total EU investment € 620.249

EU investment into Randstad € 620.249

Sea lock complex IJmuiden

A new sea lock is being built at the entrance of the North Sea Canal in IJmuiden. The sea lock complex ensures a large part of the Netherlands stays dry and maintains accessibility to the main economic artery for the port and city of Amsterdam. The new sea lock is 500 m long, 70 m wide and 18 m deep, making it the largest sea lock in the world. The complex is conceived of as a vast landscape in the dunes, between city and industry. This landscape contains the lock chamber and all peripheral functions to operate the lock. The new lock will stimulate the local economy by offering space to the growing number of ships, independent of the tidal levels. Construction works started in 2016, initial commissioning is foreseen for the start of 2022.



EU-programme

Connecting Europe Facility (CEF)



Total project budget € 27.739.070

Total EU investment € 11.095.628

EU investment into Randstad € 11.095.628



QUALITY OF LIFE

More than ever sustainability and environmental awareness are top concerns for metropolitan areas. This calls for ambitious investments in climate and renewable energy, in line with the Paris Climate Agreement, but also measures to improve air quality and to boost the circular economy.

In terms of the secondary use of materials the Netherlands stood at 29% of total materials used, compared to an EU-28 average of 11.7% (2016). Regarding the share of renewable energy, such as offshore wind farms, the Netherlands works towards its goal of 14% renewable energy (of total energy consumption) in 2020.

Environment

Environmental quality significantly impacts the general life quality and health status of citizens living in urban areas. Due to a combination of dense population, industry and logistics, metropolitan areas are particularly affected by a variety of challenges related to pollution. The European Commission's Regional Social Progress Index 2017 contains a section on 'environmental quality', focussing on air pollution and other environmental problems and on protected land (Natura 2000). In this index, the Randstad holds the fourth position.


Environmental quality

European Social Progress Index, 2017



Air pollution (2,5µm) in micrograms per cubic meter

OECD, 2017



Healthy Urban Living

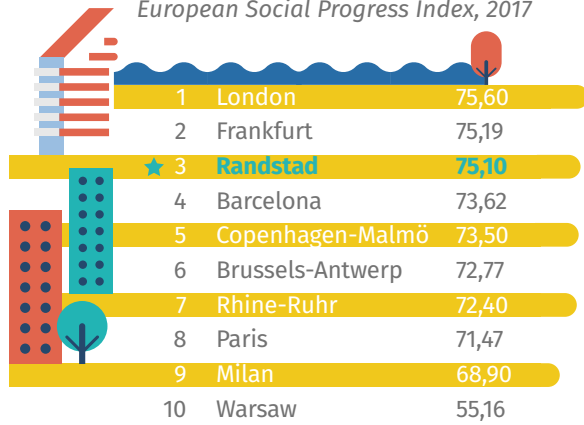
Healthy Urban Living is about creating healthy and sustainable living environments in urban areas. It is an approach that combines urban planning with the health and well-being of residents. High quality health care is an important element. The Randstad Region distinguishes itself by strong medical clusters around its Medical University Centres in Utrecht, Leiden, Rotterdam and Amsterdam.

But there is more to making urban living healthy. A healthy city offers a pleasant living environment that encourages healthy behaviour and minimises the negative impacts on the environment and health. Based on the relevant sections of the European Social Progress Index, the Randstad maintains high scores on indicators related to life expectancy, nutrition and health status.



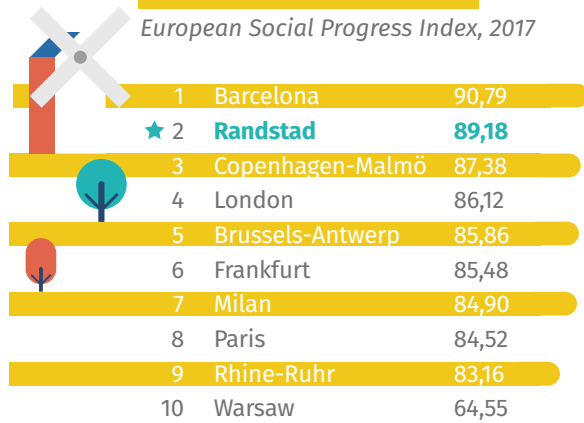
Health and wellness index

European Social Progress Index, 2017



Nutrition and basic medical care

European Social Progress Index, 2017





HOW DOES THE EU CONTRIBUTE TO THE QUALITY OF LIFE IN THE RANDSTAD?

Showcased below are a few projects which are (co-)financed by EU programmes and give an impression of how the EU contributes to improving the business climate of the Randstad Region.

Smart solar charging

In the Lombok district of Utrecht batteries of electric cars are utilised as small power plants for the storage of electricity generated by solar panels owned by local residents, schools and companies. This creates a flexible storage capacity that reduces peaks on the electricity grid (Vehicle2Grid). The electricity is not only used for charging cars but also for the households themselves, for instance at night when the sun is not shining and electricity prices tend to be higher.

The experiences in Lombok will be further developed and tested over the next four years, in five inter-linked testing grounds in the Utrecht region. All testing grounds combine the generation of sustainable energy with Vehicle2Grid-charging points and car-sharing systems, each with its own user profile, type of customer and specific market.



EU-programme

Regional Development Fund (ERDF)



Total project budget €3.697.811

Total EU investment €737.000

EU investment into Randstad €737.000

Bio-Hydrogen



The energy transition and the need to look for alternative, sustainable energy sources form the basis of the innovative Bio-Hydrogen project. In addition to heat and electricity, the wood gasification installation generates green hydrogen through gasification of wood chips. This first bio-hydrogen installation in the Netherlands is being established in the port of Amsterdam. The project is co-ordinated by Bio Energy Netherlands Ltd. and started in June 2018 for a period of four years.

EU-programme

Regional Development Fund (ERDF)



Total project budget **€7.819.479**

Total EU investment **€3.127.790**

EU investment into Randstad **€3.127.790**

Erasmus University Rotterdam Sustainable Campus



The Erasmus University Rotterdam has the ambition to become one of the most sustainable universities of the Netherlands. Developing a green and sustainable campus is an important aspect of this ambition. The Erasmus University was the first university in Europe to receive a European Local Energy Assistance (ELENA) grant from the European Investment Bank to help realize its ambitions. Within the framework of this project, the University makes six buildings as energy efficient as possible, using for instance cradle-to-cradle concepts that contribute to a circular economy. This will reduce the energy consumption of the campus by 30 percent in 2020 (compared to 2005-levels).

EU-programme

Energy & Transport Facility (EIB/ELENA)



Total project budget **€3.057.510**

Total EU investment **€2.751.759**

EU investment into Randstad **€2.751.759**

Plan Einstein

Plan Einstein is the name of an innovative approach to the reception and integration of refugees, developed by the City of Utrecht together with multiple Dutch and international partners. Key is activation from day one. Under the banner of “living together, learning together and working together” the project seeks to connect local residents with those who stay at the local asylum seekers’ centre.

Plan Einstein offers a space where newcomers and local (young) residents can meet and enjoy meaningful encounters. Together they follow courses such as Entrepreneurship, Business English or join social and cultural activities to further their personal and professional development. Both refugees and locals take the next step towards a better future. Plan Einstein contributes in a tangible way to the principle of an ‘inclusive city’.



EU-programme

Urban Innovative Actions (ERDF/UIA)



Total project budget **€2.778.313**

Total EU investment **€2.778.313**

EU investment into Randstad **€2.778.313**





LOGiC: low carbon off-grid communities

Renewable sources like sun, wind and tide are key elements in EU policy on energy transition. But these sources fluctuate and their availability is not 24/7 guaranteed. The main goal of LOGiC is to develop a standard model for a renewable-based energy hybrid system (DHES). DHES will lead to a reduction in carbon emissions and will help provide a reliable and sustainable power supply for local communities.

The project's objective is to establish three demonstration sites, 'living labs', where DHES are operational: in the UK, the Netherlands and Germany. A consortium has been formed in which local authorities, industry and knowledge institutes work together. Community and stakeholder involvement is seen as a critical factor in successful DHES deployment. Development Agency Noord-Holland Noord acts as an over-all coordinator of the project, which started in May 2017 and runs until 2020.

EU-programme

Regional Development Fund (ERDF/Interreg B)



Total project budget **€4.210.000**

Total EU investment **€2.530.000**

EU investment into Randstad **€1.124.444**



Construction of sustainable banks

The Zuiderzeeland Water Authority and the Province of Flevoland are accelerating the construction of 112,3 km of sustainable banks by 2021. Sustainable, nature-friendly banks contribute to ecological water quality and provide water storage. The current 'traditional' banks, that primarily lie in agricultural areas, are being replaced by a bank that is broadened adding a stretch of about 2 m with an average depth of 30 cm. Over a stretch of 10,3 km additional facilities are needed for banks that lie along the primary water system and are used for inland shipping. In addition to improving water quality and preventing land from flooding, these extended banks also create extra space for plant and animal habitats.

EU-programme

Rural Development Fund (EAFRD)




Total project budget **n.a.**

Total EU investment **€10.722.007**

EU investment into Randstad **€10.722.007**





HOW THE EU CONTRIBUTES TO THE PERFORMANCE OF THE RANDSTAD – AN OVERVIEW

In the period running from 2014 through 2018 a total number of **6.250 projects** involving Randstad-based partners have been (co)financed with financial contributions from the European Union. This amounts to a total of **EUR 2.34 billion**. It is estimated that the projects taken together have helped to create around **52.500 jobs** in the region.

BREAK-DOWN BY BENEFICIARY

Organisation type

Public sector

643M



1.802 project participations

Private sector

582M



3.883 project participations

Research & Education

1120M



2.437 project participations



TOTAL
2345M

€ European funding received

Break-down by policy area

Policy areas	EU investment	Number of projects
 <p>Economy and innovation</p>	 1.287.137.757	2.011
 <p>Education and labour market</p>	 268.998.399	3.065
 <p>Culture and society</p>	 242.840.218	460
 <p>Environment, landscape and nature</p>	 219.383.208	323
 <p>Mobility and infrastructure</p>	 157.171.621	132
 <p>Energy</p>	 144.369.384	208
 <p>Care and welfare</p>	 21.675.498	30
 <p>Tourism and recreation</p>	 3.156.489	21



GLOSSARY OF EU PROGRAMMES

The following EU programmes are of particular relevance to the Randstad Region:

ERDF

The European Regional Development Fund aims to strengthen economic and social cohesion in the European Union by correcting imbalances between its regions. The ERDF focuses its investments on several key priority areas: innovation and research; the digital agenda; support for small and medium-sized enterprises (SMEs); and the low-carbon economy. A total of more than EUR 272 billion is available for the 2014-2020 period.

INTERREG

European Territorial Cooperation (ETC), better known as Interreg, provides a framework for the implementation of joint actions and policy exchanges between national, regional and local actors from different Member States to promote economic, social and territorial development. Interreg is built around three strands of cooperation: cross-border (Interreg A), transnational (Interreg B) and interregional (Interreg C) and has a total budget of EUR 10,1 billion.

ESF

The European Social Fund invests in people, with a focus on improving employment and education opportunities across the European Union. It also aims to improve the situation of the most vulnerable people at risk of poverty, for example through promoting lifelong learning. More than EUR 80 billion is earmarked for ESF between 2014 and 2020.

ERDF

The EU's rural development fund helps the rural areas of the EU to meet the wide range of economic, environmental and social challenges of the 21st century. This frequently called "second pillar" of the Common Agricultural Policy (CAP) consists of EUR 100 billion and it complements the system of direct payments to farmers and measures to manage agricultural markets (the so-called "first pillar").

EMFF

The European Maritime and Fisheries Fund helps fishermen in the transition to sustainable fishing and supports coastal communities in diversifying their economies. The fund also finances projects that create new jobs and improve quality of life along European coasts. It has a total budget of EUR 6,4 billion.

HORIZON2020

Horizon2020 is the EU Research and Innovation programme with nearly EUR 80 billion of funding available for the 2014-2020 period – in addition to the private investment that this money will attract. The goal is to ensure Europe produces world-class science, removes barriers to innovation and makes it easier for the public and private sectors to work together in delivering innovation.

CEF

The Connecting Europe Facility is a key EU funding instrument to promote growth, jobs and competitiveness through targeted infrastructure investment at European level. With a total of EUR 30,4 billion, it supports the development of high performing, sustainable and efficiently interconnected trans-European networks in the fields of transport, energy and digital services.

LIFE

The LIFE Programme is the EU's funding instrument for the environment and climate action. The general objective of LIFE is to contribute to the implementation, updating and development of EU environmental and climate policy and legislation by co-financing projects with European added value. Nearly EUR 1,4 billion is used to support the programme.











AMIF

The Asylum, Migration and Integration Fund was set up with a total of EUR 3,1 billion. It promotes the efficient management of migration flows and the implementation, strengthening and development of a common EU approach to asylum and immigration.

ERASMUS +

Erasmus+ is the EU's programme to support education, training, youth and sport in Europe. During the 2014-2020 period, its budget of EUR 14,7 billion will provide opportunities for over 4 million Europeans to study, train, and gain professional experience abroad.

Break-down by EU programme

European programme	EU subsidy 2014-2018
 Regional Development Fund (ERDF)	€ 142.436.014
 Territorial Cooperation (Interreg)	€ 51.069.290
 Social Fund (ESF)	€ 166.191.715
 Rural Development Fund (EAFRD)	€ 89.708.709
 Maritime and Fisheries (EMFF)	€ 51.468.697
 Research and Innovation (Horizon 2020)	€ 1.547.715.128
 Connecting Europe Facility (CEF)	€ 91.617.048
 Environment and Climate Action (LIFE)	€ 29.911.521
 Asylum, Migration, Integration (AMIF)	€ 71.528.794
 Erasmus+	€ 61.977.450
 Other programmes	€ 41.108.206
Total EU subsidies Randstad Region	€ 2.344.732.573





The representation of the Randstad Region

in Brussels

The Representation of the Randstad Region promotes the joint European interests of the provinces of Noord-Holland, Zuid-Holland, Utrecht and Flevoland. The partnership focuses on topics that are of relevance to the provinces such as regional policy, rural development, climate and energy.

In Brussels, the Representation of the Randstad follows the European policy agenda closely in an effort to contribute to European regulations that are effective and enforceable, as well as to the optimal use of available European funds. The Representation of the Randstad accomplishes this by sharing its knowledge and expertise with European policymakers and other stakeholders and by actively participating in networks of European regions.

The Representation of the Randstad Region works from the House of the Dutch Provinces, where all twelve Dutch provinces maintain offices.

This brochure is a publication of the Representation of the Randstad Region in Brussels

April 2019

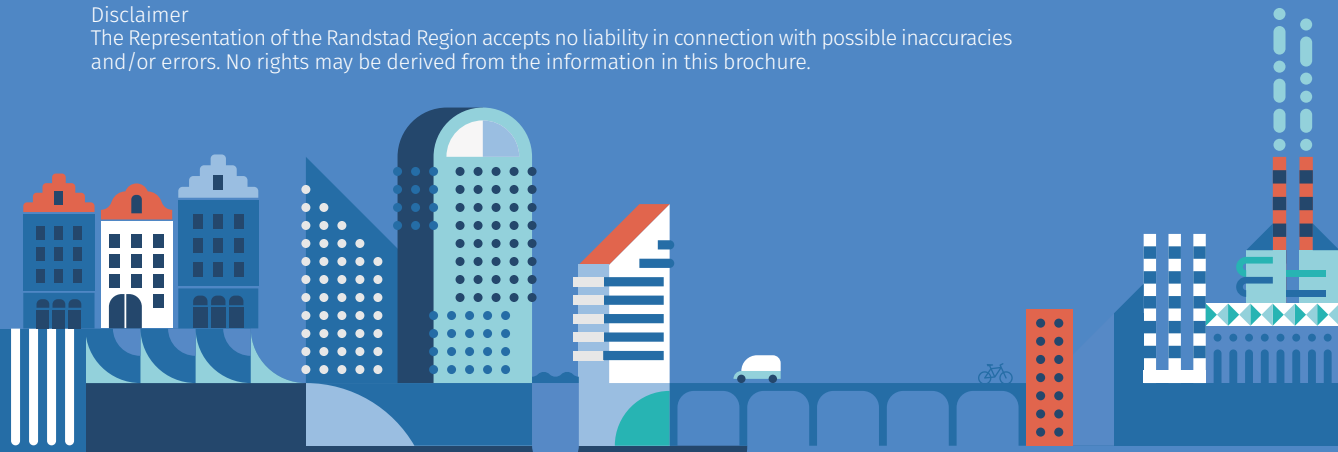
Production: ERAC - www.erac.nl

Design: AdGrafics - www.adgrafics.eu

Images: Shutterstock

Disclaimer

The Representation of the Randstad Region accepts no liability in connection with possible inaccuracies and/or errors. No rights may be derived from the information in this brochure.





RANDSTAD REGION

Representation of the Randstad Region
c/o House of the Dutch Provinces

 Trierstraat 59-61
B-1040 Brussels, Belgium

 +32 2 737 99 82

 regiorandstad@nl-prov.eu

 www.randstadregion.eu