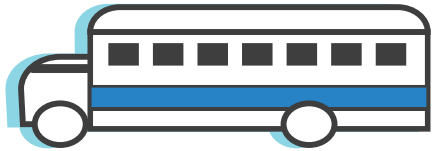


How to Plan in Case of a Disaster

Safety tips for families

1



School Evacuation

Some schools and day cares have emergency plans for a variety of scenarios, but recent studies indicate many do not. If your child's school or day care does not have a reunification plan, encourage them to reach out to their school district or local emergency management agency to discuss developing one.


2



Emergency Calling

Develop and regularly practice emergency plans at home with children and pets in case your family is separated. Designate an out-of-state relative or close friend to become "communications central" for the family. Because local phone lines may be down or inundated in the immediate aftermath of a disaster, someone out-of-state will be best positioned to receive calls.

3



Location for Meeting Up

Designate a location where your family could gather in the event of separation. This could be a playground, park or a local landmark that's easy for children to get to if they need to on their own.


4



Important Documents

Make copies of any legal paperwork if you are your child's court designated primary caregiver in a custodial separation or divorce. Share them with any relatives or close friends in other states, or carry the paperwork with you in an emergency kit.

5



School Evacuation

This should include a recent color photo of the child's face, descriptive information, fingerprints, medical and dental records or bite impressions, and a DNA sample. This sample could be taken from any number of your child's grooming items such as a hairbrush or toothbrush.

To learn more go to the disaster preparedness go to our website.

<http://www.missingkids.org/Disasters>