



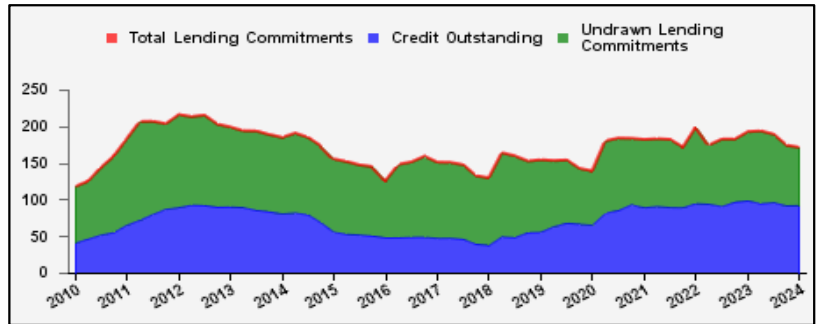
Weekly Report on Key Financial Statistics

Table 1. Key Indicators 1/

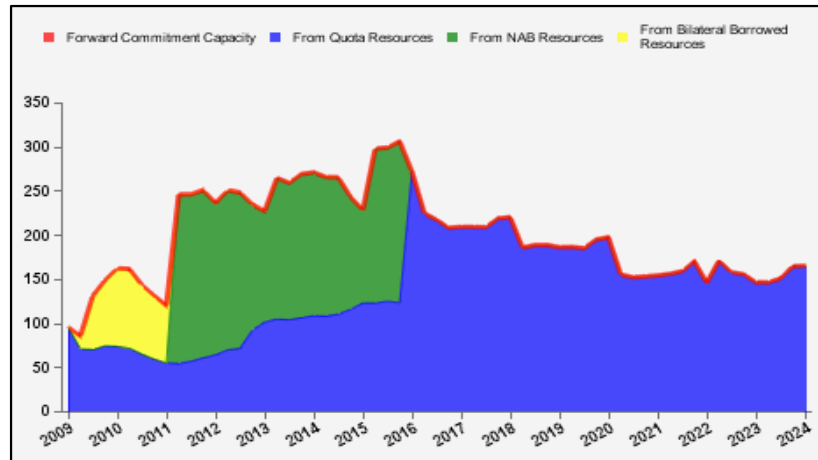
as of March 08, 2024

(In billions of SDRs, unless indicated otherwise)

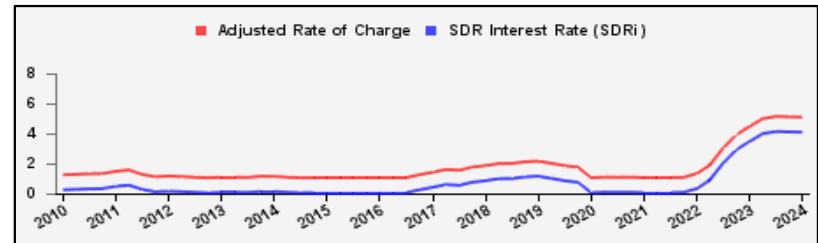
GRA Lending and Resources	SDR	USD
I. Total Lending Commitments, of which:	171.1	228.4
Undrawn Lending Commitments	78.6	104.9
Credit Outstanding	92.5	123.4
II. Forward Commitment Capacity (FCC)	165.5	220.9
III. Unactivated Borrowed Resources, of which: 2/	386.8	516.3
NAB	277.9	370.9
Bilateral Borrowing Agreements	108.9	145.4
IV. Total GRA Resources (I. + II. + III.)	723.5	965.6



Forward Commitment Capacity (FCC)	SDR	USD
I. Usable resources (a) + (b)	301.8	402.9
(a) Fund quota resources	301.8	402.9
(b) Fund borrowed resources	--	--
II. Undrawn balances under GRA lending commitments	78.6	104.9
Precautionary 3/	57.9	77.3
Non-precautionary	20.7	27.7
III. Uncommitted usable resources (I - II)	223.2	297.9
IV. Repurchases one-year forward	19.6	26.2
V. Repayments of borrowed resources one-year forward	0.1	0.2
VI. Prudential balance	77.2	103.0
VII. Forward commitment capacity (III + IV - V - VI) 4/	165.5	220.9
(a) From Quota resources	165.5	220.9
(b) From NAB resources	--	--
(c) From Bilateral Borrowed resources	--	--



Rates	Percent
1 SDR = USD	1.33475
SDR Interest Rate (SDRi)	4.083
Average SDRi over the previous 12-month period	3.976
Adjusted Rate of Charge	5.083
Adjusted Rate of Remuneration	4.083



1/ Figures highlighted in blue changed from previous issued report; -- Indicates zero value, zero indicates amounts less than SDR 0.05 billion. Totals may not add due to rounding.

2/ Excludes 20% prudential balance and borrowing lines of participants/members that are currently not in the FTP. For the NAB, also excludes any outstanding NAB claims; and undrawn committed resources under current NAB-eligible arrangements, if any.

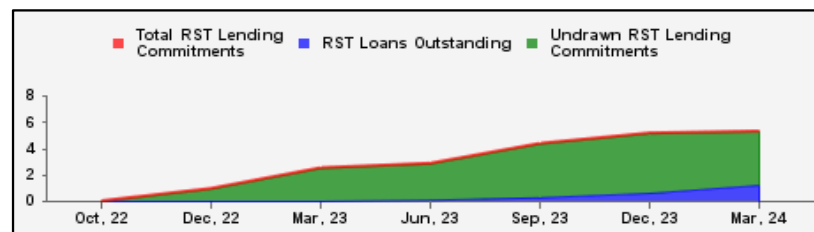
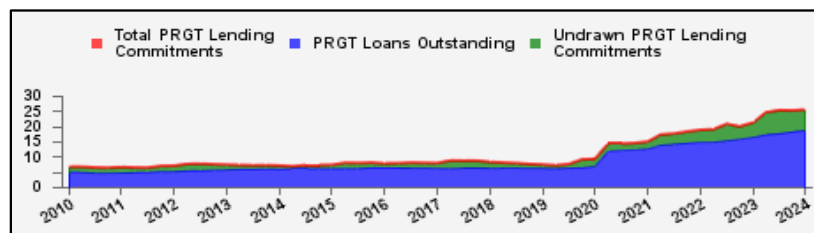
3/ Undrawn balances under arrangements treated as precautionary by the authorities.

4/ In the event of activation of the NAB and/or bilateral borrowed resources, the FCC is modified to take account of additional usable resources under these arrangements (which exclude a prudential balance and non-FTP members).

Table 1. Key Indicators (continued) 1/
as of March 08, 2024
(In billions of SDRs, unless indicated otherwise)

PRGT Lending and Resources	SDR	USD
I. Total Lending Commitments, of which:	25.4	33.9
Ia. Undrawn lending commitments	6.6	8.8
Ib. Loans Outstanding	18.8	25.1
II. Undrawn Loan Resources	29.8	39.7
III. Uncommitted Loan Resources (II. - Ia.)	23.2	30.9

RST Lending and Resources	SDR	USD
I. Total Lending Commitments, of which:	5.3	7.1
Ia. Undrawn lending commitments	4.1	5.4
Ib. Loans Outstanding	1.2	1.6
II. Undrawn Loan Resources	19.6	26.2
III. Uncommitted Loan Resources (II. - Ia.)	15.5	20.7



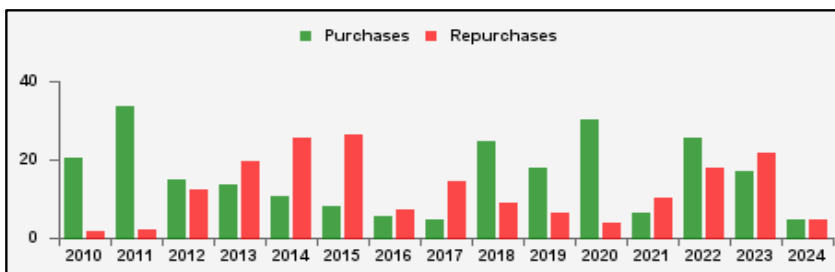
1/ Figures highlighted in blue changed from previous issued report; -- Indicates zero value, zero indicates amounts less than SDR 0.05 billion. Totals may not add due to rounding.

Table 2a. Use of GRA Resources 1/

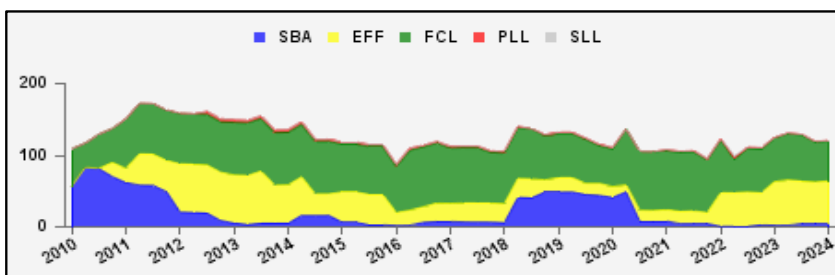
as of March 08, 2024

(In billions of SDRs, unless indicated otherwise)

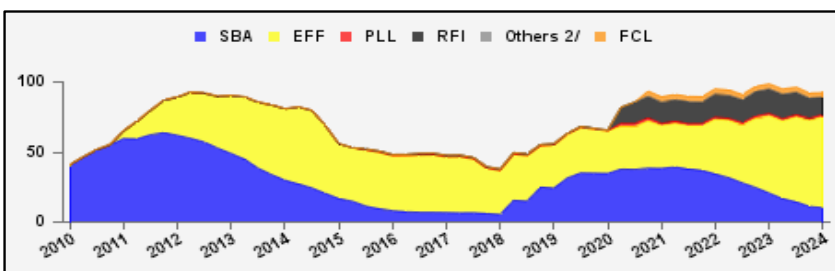
GRA Lending (Calendar year to date)	SDR	USD
Purchases	4.9	6.5
Financed by Quota Resources	4.9	6.5
Financed by Borrowings	--	--
Repurchases	4.5	6.0
Commitments Approved	1.6	2.1



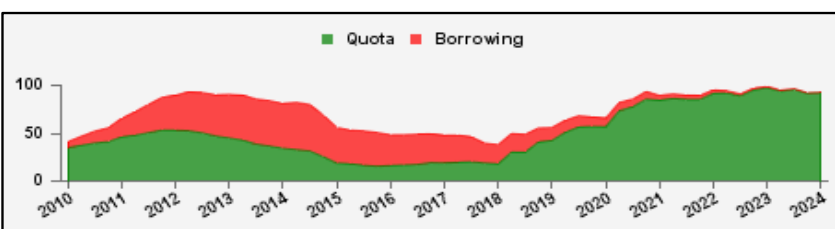
Commitments Under Current GRA Arrangements	Number of	SDR	USD
Standby Arrangement (SBA)	5	4.6	6.1
Extended Fund Facility (EFF)	20	59.6	79.5
Flexible Credit Line (FCL)	5	55.6	74.2
Precautionary and Liquidity Line (PLL)	2	1.1	1.5
Short-Term Liquidity Line (SLL)	--	--	--
Total Current Arrangements	32	120.9	161.3



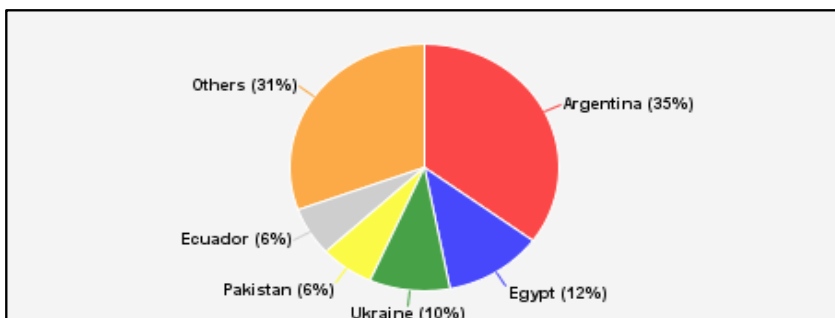
Credit Outstanding by Facility	SDR	USD
Standby Arrangement (SBA)	10.2	13.6
Extended Fund Facility (EFF)	65.0	86.8
Flexible Credit Line (FCL)	3.3	4.4
Precautionary and Liquidity Line (PLL)	1.5	2.1
Short-Term Liquidity Line (SLL)	--	--
Rapid Financing Instrument (RFI)	12.4	16.6
Others 2/	--	--
Total Credit Outstanding	92.5	123.4



Credit Outstanding by Financing Sources	SDR	USD
Financed by Quota Resources	92.4	123.3
Financed by Borrowings	0.1	0.2
Total Credit Outstanding	92.5	123.4



Largest 5 Exposures 3/	Credit Outstanding	
	SDR	As a % of quota
Argentina	32.5	1,018
Egypt	11.0	539
Ukraine	8.9	445
Pakistan	6.0	294
Ecuador	5.9	841



1/ Figures highlighted in blue changed from previous issued report; -- Indicates zero value, zero indicates amounts less than SDR 0.05 billion. Totals may not

2/ Includes outstanding credit under the former Compensatory Financing Facility; for the chart also includes outstanding credit under the former Emergency Post Conflict and Natural Disaster Assistance policy.

3/ Members with current arrangements are bolded.

Table 2b. Current Financial Arrangements (GRA)

as of March 08, 2024

(In millions of SDRs, unless indicated otherwise) 1/

Member	Amount Committed	Amount Undrawn	Amount Drawn	Credit Outstanding		Period of Arrangement	
				Amount 2/	As a % of Quota	Effective Date	Expiration Date
Standby Arrangement (5)	4,568	2,197	2,371	7,654			
Armenia 3/	129	129	--	261	203	12-Dec-22	11-Dec-25
Georgia 3/	210	210	--	447	212	15-Jun-22	14-Jun-25
Kosovo 3/	80	80	--	26	31	25-May-23	24-May-25
Pakistan	2,250	828	1,422	5,972	294	12-Jul-23	11-Apr-24
Serbia 3/	1,899	949	949	949	145	19-Dec-22	18-Dec-24
Extended Fund Facility (20)	59,580	19,917	39,663	63,013			
Argentina	31,914	1,414	30,500	32,450	1,018	25-Mar-22	31-Dec-24
Bangladesh	1,646	1,176	470	692	65	30-Jan-23	29-Jul-26
Barbados	85	43	43	356	376	07-Dec-22	06-Dec-25
Benin	323	77	246	329	265	08-Jul-22	07-Jan-26
Cameroon	396	110	285	285	103	29-Jul-21	28-Jul-25
Costa Rica	1,237	206	1,031	1,354	367	01-Mar-21	31-Jul-24
Cote d'Ivoire	1,734	1,239	496	1,225	188	24-May-23	23-Sep-26
Egypt	2,350	2,089	261	10,981	539	16-Dec-22	15-Oct-26
Gabon	389	192	197	637	295	28-Jul-21	27-Jul-24
Honduras	416	357	59	273	109	21-Sep-23	20-Sep-26
Jordan	926	782	144	1,497	436	10-Jan-24	09-Jan-28
Kenya	2,146	804	1,341	1,341	247	02-Apr-21	01-Apr-25
Mauritania	43	21	21	21	17	25-Jan-23	24-Jul-26
Moldova	396	189	208	345	200	20-Dec-21	19-Oct-25
Papua New Guinea	456	368	88	88	33	22-Mar-23	21-May-26
Senegal	755	539	216	739	228	26-Jun-23	25-Jun-26
Seychelles	42	30	12	91	399	31-May-23	30-May-26
Sri Lanka	2,286	1,778	508	1,167	202	20-Mar-23	19-Mar-27
Suriname	431	234	197	197	153	22-Dec-21	31-Mar-25
Ukraine	11,608	8,269	3,340	8,945	445	31-Mar-23	30-Mar-27
Flexible Credit Line (5)	55,578	55,578	--	4,626			
Chile 3/	13,954	13,954	--	--	--	29-Aug-22	28-Aug-24
Colombia 3/	7,156	7,156	--	3,281	160	29-Apr-22	28-Apr-24
Mexico 3/	26,738	26,738	--	--	--	15-Nov-23	14-Nov-25
Morocco 3/ 4/	3,726	3,726	--	1,344	150	03-Apr-23	02-Apr-25
Peru 3/	4,004	4,004	--	--	--	27-May-22	26-May-24
Precautionary and Liquidity Line (2)	1,134	931	203	624			
Jamaica 3/	728	728	--	333	87	01-Mar-23	28-Feb-25
North Macedonia 3/	407	203	203	291	208	21-Nov-22	20-Nov-24
Total Current GRA Arrangements (32)	120,860	78,622	42,238	75,917			
Memorandum Items:							
Credit outstanding from members without current arrangement and outright disbursements.				16,563			
Total Credit Outstanding.				92,481			

1/ -- Indicates zero value, zero indicates amounts less than SDR 0.5 million. Totals may not add due to rounding.

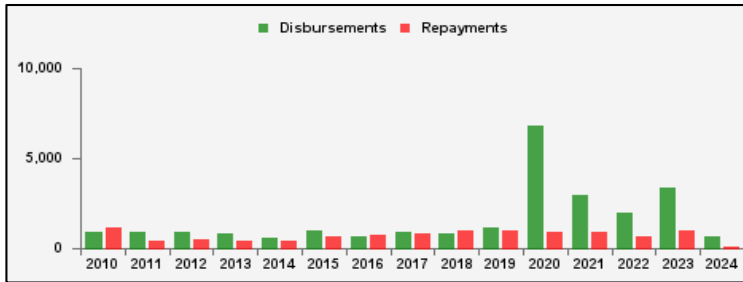
2/ Includes Credit Outstanding under expired arrangements and outright disbursements.

3/ The undrawn commitment of the arrangement is treated as precautionary by the authorities.

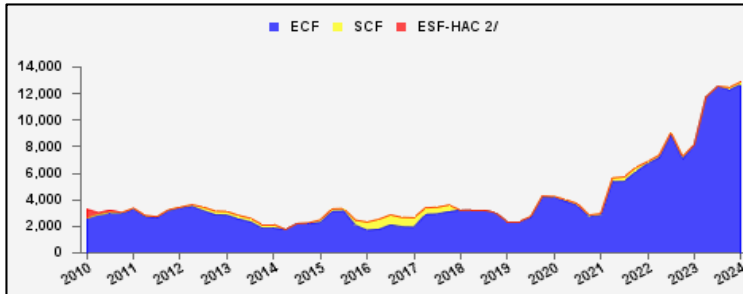
4/ Morocco made purchases under its previous Precautionary and Liquidity Line (PLL) expired in April 2020, of which SDR 1,344.3 million remains outstanding.

Table 3a. Use of Concessional PRGT Resources 1/
as of March 08, 2024
(In millions of SDRs, unless indicated otherwise)

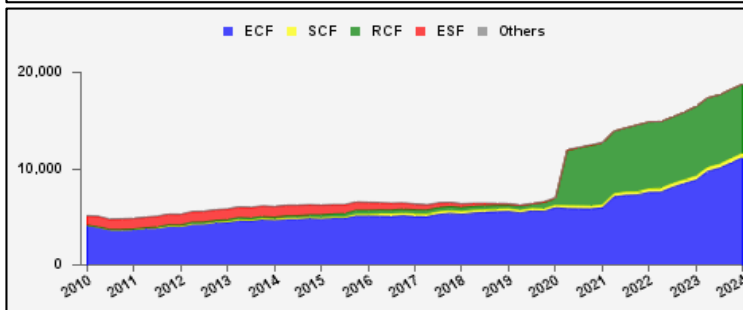
PRGT Lending (Calendar year to date)	SDR	USD
Disbursements	669.8	894.1
Repayments	120.0	160.1
Commitments Approved	414.4	553.1



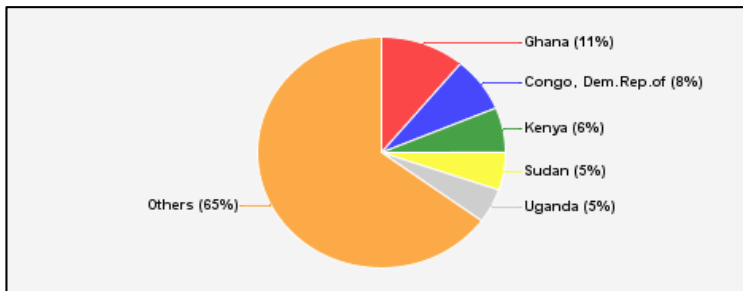
Commitments Under Current PRGT Arrangements	Number of	SDR	USD
Extended Credit Facility (ECF)	31	12,693.0	16,942.0
Standby Credit Facility (SCF)	1	200.3	267.3
Total Current Arrangements	32	12,893.2	17,209.3



Loans Outstanding by Facility	SDR	USD
Extended Credit Facility (ECF)	11,160.3	14,896.3
Standby Credit Facility (SCF)	434.2	579.5
Rapid Credit Facility (RCF)	7,210.5	9,624.2
(former) Exogenous Shocks Facility (ESF)	--	--
Others 3/	--	--
Total Loans Outstanding	18,805.0	25,099.9



Loans Outstanding		
Largest 5 Exposures 4/	SDR	As a % of quota
Ghana	2,072.5	281
Congo, Dem.Rep.of	1,446.8	136
Kenya	1,179.8	217
Sudan	991.6	157
Uganda	902.5	250



1/ Figures highlighted in blue changed from previous issued report; -- Indicates zero value, zero indicates amounts less than SDR 0.05 million. Totals may not add due to rounding.

2/ The last commitment under the old ESF-HAC Facility expired on December 3, 2011.

3/ Includes outstanding and overdue loans under the (former) Structural Adjustment Facility and Trust Fund.

4/ Members with current arrangements are bolded.

Table 3b. Current Financial Arrangements (PRGT)

as of March 08, 2024
(In millions of SDRs, unless indicated otherwise) 1/

Member	Amount Committed	Amount Undrawn	Amount Drawn	Loans Outstanding		Period of Arrangement	
				Amount 2/	As a % of Quota	Effective Date	Expiration Date
Extended Credit Facility (31)	12,693	6,488	6,205	14,678			
Bangladesh	823	588	235	495	46	30-Jan-23	29-Jul-26
Benin	161	38	123	343	277	08-Jul-22	07-Jan-26
Burkina Faso	229	205	24	297	247	21-Sep-23	20-Sep-27
Burundi	200	154	46	102	66	17-Jul-23	16-Sep-26
Cabo Verde	45	14	32	55	233	15-Jun-22	14-Jun-25
Cameroon	198	55	143	787	285	29-Jul-21	28-Jul-25
Central African Rep.	142	111	30	211	189	27-Apr-23	26-Jun-26
Chad	393	224	168	522	373	10-Dec-21	09-Dec-24
Comoros	32	25	7	13	73	01-Jun-23	31-May-27
Congo, Dem. Rep. of	1,066	152	914	1,447	136	15-Jul-21	14-Jul-24
Congo, Rep. of	324	65	259	292	180	21-Jan-22	20-Jan-25
Cote d'Ivoire	867	619	248	769	118	24-May-23	23-Sep-26
Gambia	75	66	8	105	169	12-Jan-24	11-Jan-27
Ghana	2,242	1,339	903	2,073	281	17-May-23	16-May-26
Guinea-Bissau	40	26	13	39	139	30-Jan-23	29-Jan-26
Honduras	208	178	30	173	69	21-Sep-23	20-Sep-26
Kenya	787	150	637	1,180	217	02-Apr-21	01-Apr-25
Madagascar	220	49	171	638	261	29-Mar-21	28-Jul-24
Malawi	132	105	26	332	239	15-Nov-23	14-Nov-27
Mauritania	21	11	11	238	184	25-Jan-23	24-Jul-26
Moldova	198	57	141	235	136	20-Dec-21	19-Apr-25
Mozambique	341	136	204	517	228	09-May-22	08-May-25
Nepal	282	126	157	324	207	12-Jan-22	11-Jan-26
Niger	197	59	138	357	271	08-Dec-21	07-Jun-25
Papua New Guinea	228	184	44	307	117	22-Mar-23	21-May-26
Senegal	378	270	108	410	127	26-Jun-23	25-Jun-26
Somalia	75	45	30	72	44	19-Dec-23	18-Dec-26
Tanzania	796	453	342	740	186	18-Jul-22	17-Nov-25
Togo	294	242	51	284	193	01-Mar-24	31-Aug-27
Uganda	722	181	542	903	250	28-Jun-21	27-Jun-24
Zambia	978	559	420	420	43	31-Aug-22	30-Oct-25
Standby Credit Facility (1)	200	134	67	257			
Rwanda	200	134	67	257	160	14-Dec-23	13-Feb-25
Total Current PRGT Arrangements (32)	12,893	6,621	6,272	14,935			
Memorandum Items:							
Credit outstanding from members without current arrangement and outright loans.				3,870			
Total Credit Outstanding.				18,805			

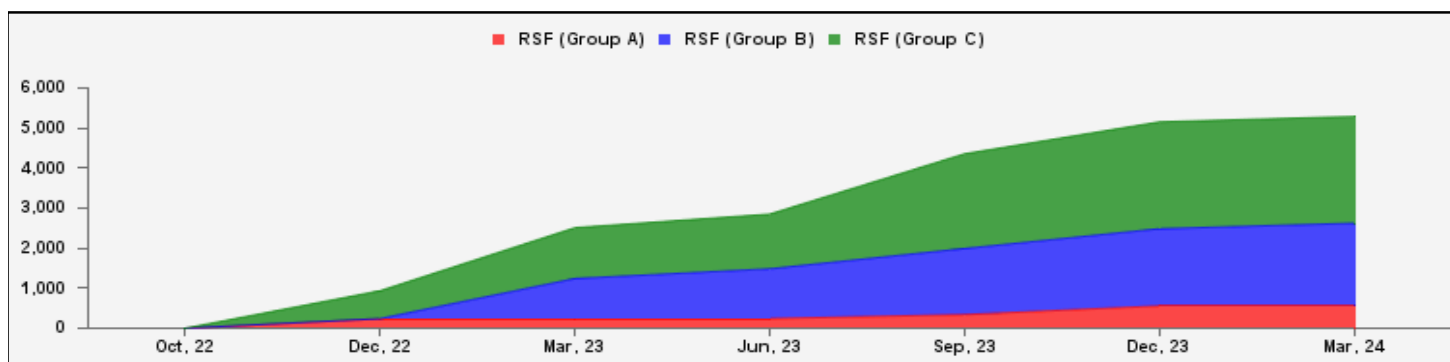
1/ -- Indicates zero value, zero indicates amounts less than SDR 0.5 million. Totals may not add due to rounding.
2/ Includes Loans Outstanding under expired arrangements and outright loans.

Table 4a. Use of RST Resources 1/
as of March 08, 2024
(In millions of SDRs, unless indicated otherwise)

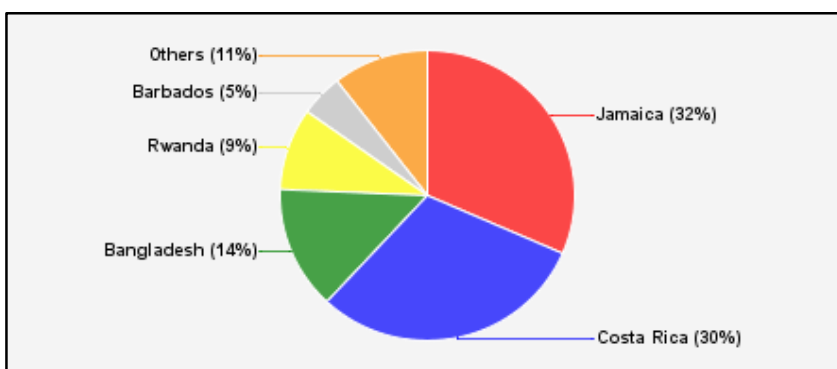
RST Lending (Calendar year to date)	SDR	USD
Disbursements	606.1	809.0
Repayments	--	--
Commitments Approved	138.0	184.2

Commitments Under Current RST Arrangements by Interest Rate Group 2/	Number of	SDR	USD	Loans Outstanding by Interest Rate Group	SDR	USD
Resilience and Sustainability Facility (Group A)	4	555.9	742.0	Resilience and Sustainability Facility (Group A)	110.9	148.1
Resilience and Sustainability Facility (Group B)	6	2,065.7	2,757.2	Resilience and Sustainability Facility (Group B)	260.4	347.6
Resilience and Sustainability Facility (Group C)	7	2,668.6	3,561.9	Resilience and Sustainability Facility (Group C)	843.1	1,125.3
Total Current Arrangements	17	5,290.2	7,061.1	Total Loans Outstanding	1,214.5	1,621.0

RST Commitments 3/



Largest 5 Exposures 4/	Loans Outstanding	
	SDR	As a % of quota
Jamaica	382.9	100
Costa Rica	369.4	100
Bangladesh	166.7	16
Rwanda	110.9	69
Barbados	56.7	60



1/ Figures highlighted in blue changed from previous issued report; -- Indicates zero value, zero indicates amounts less than SDR 0.05 million. Totals may not add due to rounding.

2/ The RSF has a tiered interest rate structure that differentiates financing terms across groups of countries (Group A, B, and C) with lower income members benefiting from more concessional terms. For details of the RST's tiered interest rate structure refer to the RST instrument (Attachment A, IMF Executive Board Decision No. 17231-(22/37) April 13, 2022, as amended).

3/ On October 12, 2022, the IMF's Managing Director announced that the RST has become operational, and the first RSF arrangement was approved on November 14, 2022.

4/ Members with current arrangements are bolded.

Table 4b. Current Financial Arrangements (RST)

as of March 08, 2024
(In millions of SDRs, unless indicated otherwise) 1/

Member 2/	Amount Committed	Amount Undrawn	Amount Drawn	Loans Outstanding		Period of Arrangement	
				Amount 3/	As a % of Quota	Effective Date	Expiration Date
Resilience and Sustainability Facility (Group A) (4) 4/	556	445	111	111			
Cabo Verde	24	24	--	--	--	11-Dec-23	14-Jun-25
Mauritania	193	193	--	--	--	19-Dec-23	24-Jul-26
Niger	99	99	--	--	--	05-Jul-23	07-Jun-25
Rwanda	240	129	111	111	69	12-Dec-22	11-Dec-25
Resilience and Sustainability Facility (Group B) (6) 4/	2,066	1,805	260	260			
Bangladesh	1,000	833	167	167	16	30-Jan-23	29-Jul-26
Benin	149	149	--	--	--	14-Dec-23	07-Jan-26
Cameroon	138	138	--	--	--	29-Jan-24	28-Jul-25
Kenya	407	362	45	45	8	17-Jul-23	01-Apr-25
Moldova	129	129	--	--	--	06-Dec-23	19-Oct-25
Senegal	243	194	49	49	15	26-Jun-23	25-Jun-26
Resilience and Sustainability Facility (Group C) (7) 4/	2,669	1,826	843	843			
Barbados	142	85	57	57	60	07-Dec-22	06-Dec-25
Costa Rica	554	185	369	369	100	14-Nov-22	31-Jul-24
Jamaica	574	191	383	383	100	01-Mar-23	28-Feb-25
Kosovo	62	31	31	31	38	25-May-23	24-May-25
Morocco	1,000	1,000	--	--	--	28-Sep-23	02-Apr-25
Paraguay	302	302	--	--	--	19-Dec-23	20-Nov-25
Seychelles	34	31	3	3	14	31-May-23	30-May-26
Total Current RST Arrangements (17)	5,290	4,076	1,214	1,214			
Memorandum Items:							
Credit outstanding from members without current arrangement.				--			
Total Credit Outstanding.				1,214			

1/ -- Indicates zero value, zero indicates amounts less than SDR 0.5 million. Totals may not add due to rounding.

2/ Details of members' concurrent GRA and/or PRGT arrangements are on Table 2b and Table 3b respectively, except for those members with a RSF that was approved concurrently with a Policy Coordination Instrument (PCI) or Policy Support Instrument (PSI) which are non-financing instruments.

3/ Includes Loans Outstanding under expired arrangements, if applicable.

4/ Under the Resilience and Sustainability Facility's (RSF) tiered interest rate structure that differentiates financing terms across groups of countries, interest is charged on credit outstanding for Group A, B, and C countries at the SDR interest rate +55 basis points (capped at 2.25%), +75 basis points, and +95 basis points respectively. For details of the RST's tiered interest rate structure refer to the RST instrument (Attachment A, IMF Executive Board Decision No. 17231-(22/37) April 13, 2022, as amended).