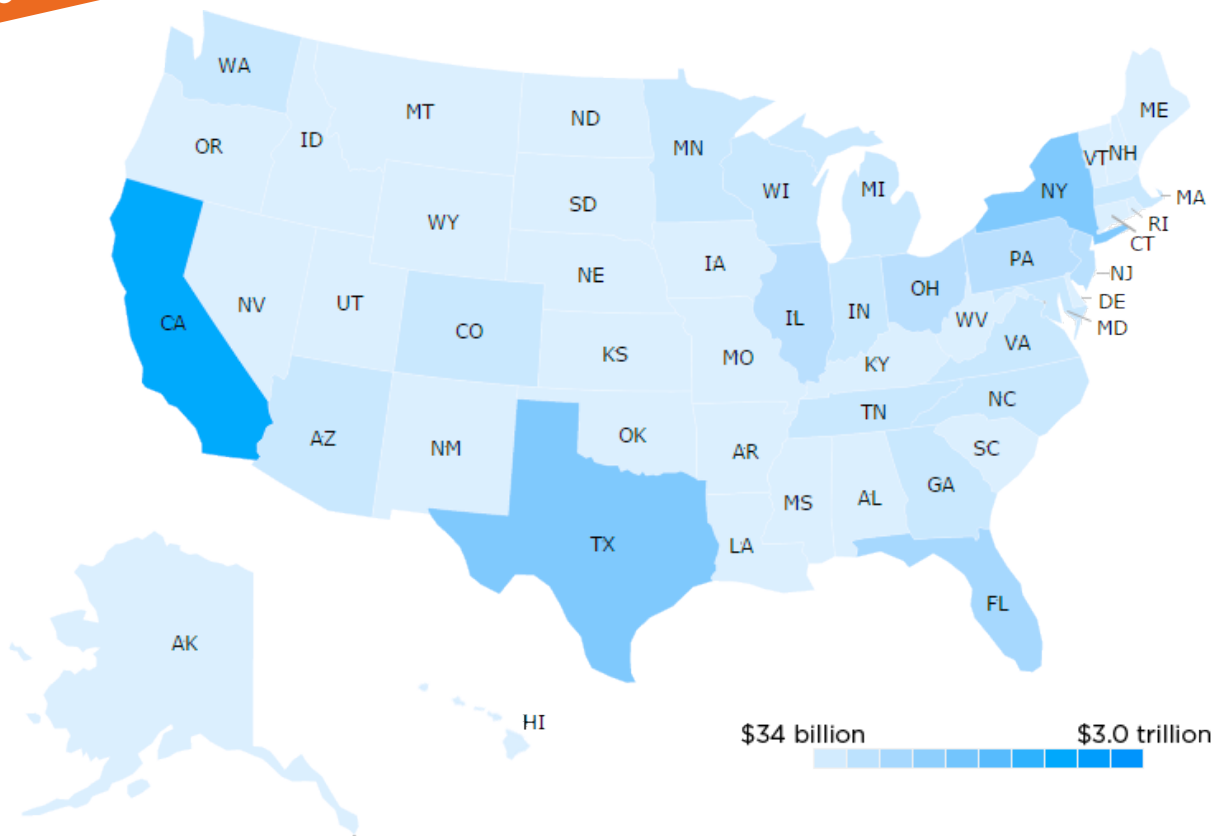


# 2018 State Nominal GDP

## Handout #1



1	California	\$3.0 trillion	18	Indiana	\$367 billion	35	Nebraska	\$123 billion
2	Texas	\$1.8 trillion	19	Tennessee	\$366 billion	36	Mississippi	\$114 billion
3	New York	\$1.7 trillion	20	Arizona	\$347 billion	37	New Mexico	\$99 billion
4	Florida	\$1.0 trillion	21	Wisconsin	\$337 billion	38	Hawaii	\$92 billion
5	Illinois	\$865 billion	22	Missouri	\$318 billion	39	New Hampshire	\$85 billion
6	Pennsylvania	\$789 billion	23	Connecticut	\$274 billion	40	West Virginia	\$77 billion
7	Ohio	\$676 billion	24	Louisiana	\$252 billion	41	Idaho	\$77 billion
8	New Jersey	\$625 billion	25	Oregon	\$239 billion	42	Delaware	\$75 billion
9	Georgia	\$588 billion	26	South Carolina	\$230 billion	43	Maine	\$64 billion
10	Massachusetts	\$567 billion	27	Alabama	\$221 billion	44	Rhode Island	\$61 billion
11	North Carolina	\$566 billion	28	Kentucky	\$208 billion	45	North Dakota	\$55 billion
12	Washington	\$563 billion	29	Oklahoma	\$200 billion	46	Alaska	\$54 billion
13	Virginia	\$534 billion	30	Iowa	\$190 billion	47	South Dakota	\$52 billion
14	Michigan	\$528 billion	31	Utah	\$177 billion	48	Montana	\$49 billion
15	Maryland	\$413 billion	32	Kansas	\$167 billion	49	Wyoming	\$39 billion
16	Colorado	\$369 billion	33	Nevada	\$166 billion	50	Vermont	\$34 billion
17	Minnesota	\$368 billion	34	Arkansas	\$128 billion	--	District of Columbia	\$140 billion

Contact us for more information about BEA state data:

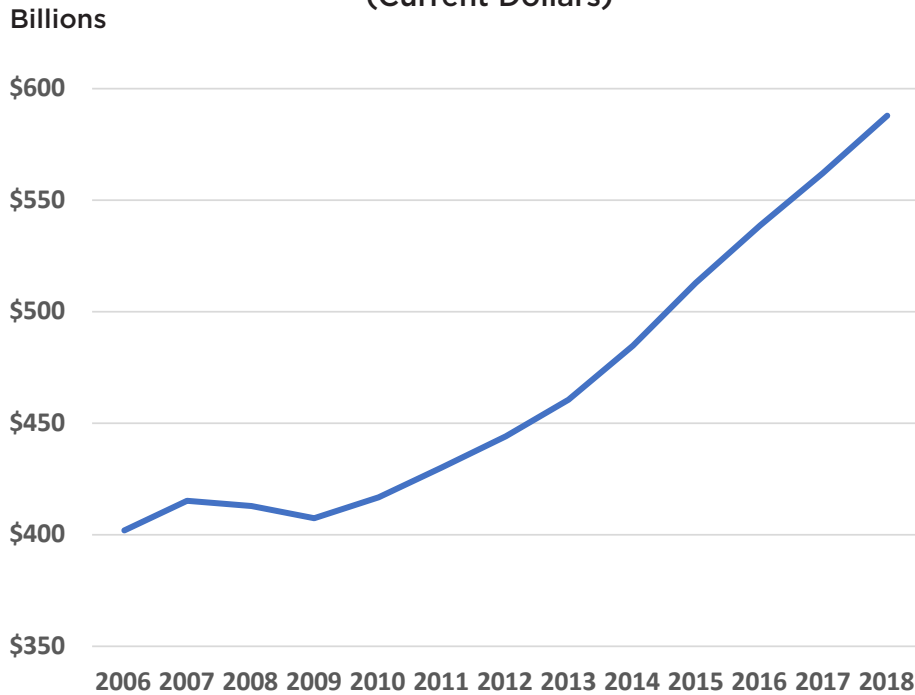
[www.bea.gov](http://www.bea.gov) // [CustomerService@bea.gov](mailto:CustomerService@bea.gov) // (301) 278-9004

# Comparing GDP Measures

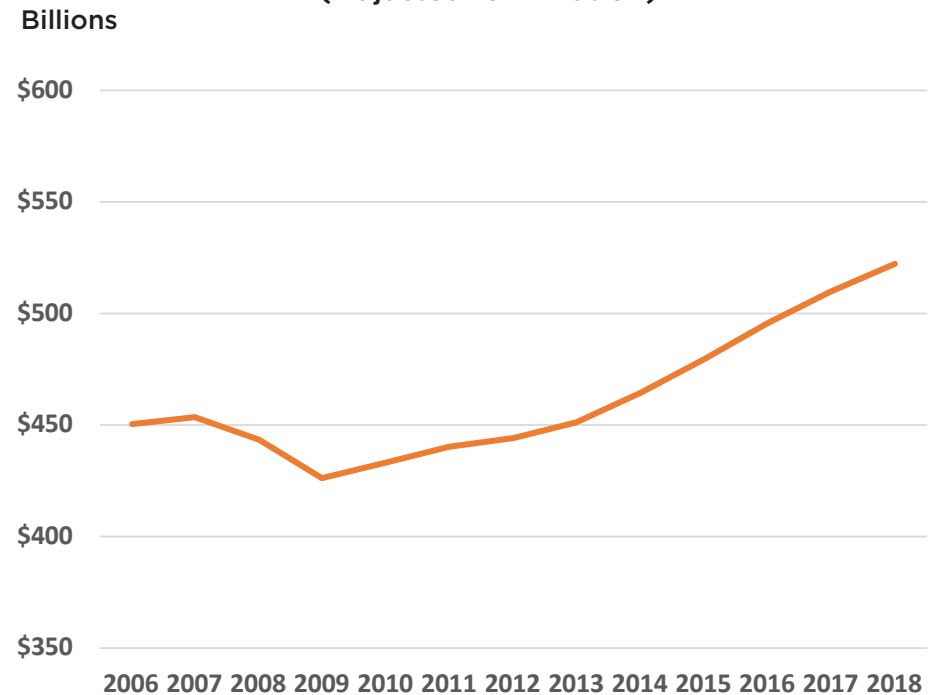
Handout #1



### Georgia Nominal GDP (Current Dollars)



### Georgia Real GDP (Adjusted for Inflation)



Contact us for more information about BEA state data:  
[www.bea.gov](http://www.bea.gov) // [CustomerService@bea.gov](mailto:CustomerService@bea.gov) // (301) 278-9004