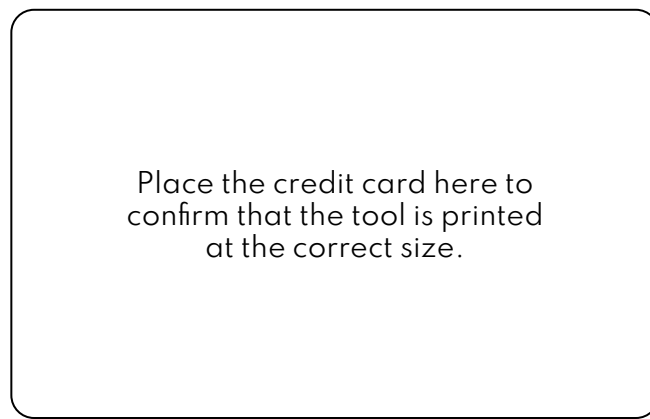










HOW TO CALCULATE THE CIRCUMFERENCE OF YOUR FINGER

We invite you to set the scale of this guide to 100% and print it on an A4 sheet, then use a ruler to find the size that suits you. You can place a credit card on the rectangle below to check the accuracy of the printed dimensions. If the length of the card fits within the rectangle, the guide is at the correct scale.



- 1 - Use a ring (such as a wedding band) worn on the same finger and the same hand as the one you intend to wear the new ring on.
- 2 - Place your ring over the circles below in order to identify the one that the best corresponds to the size of your finger. The diameter of the circle must be accurately fitted to the interior diameter of the ring, while leaving the outline of the circle visible.
- 3 - If the ring is between two sizes, choose the larger size.

					
157 mm 0,61 inches	163 mm 0,64 inches	171 mm 0,67 inches	177 mm 0,70 inches	182 mm 0,71 inches	188 mm 0,74 inches

Tip: If you're unsure between two sizes, we recommend choosing the larger one.

Baccarat is not responsible for miscalculations related to the use of this ring-sizing guide.