

The Environment Fund is a true green investment – and benefits all nations.

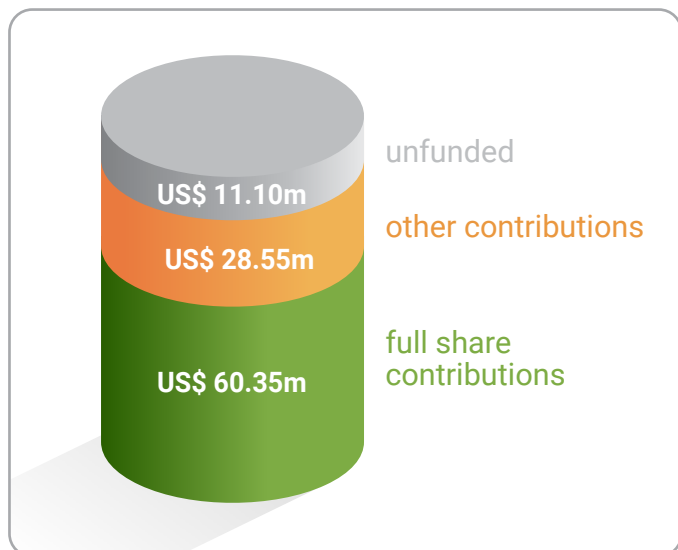


ENVIRONMENT FUND

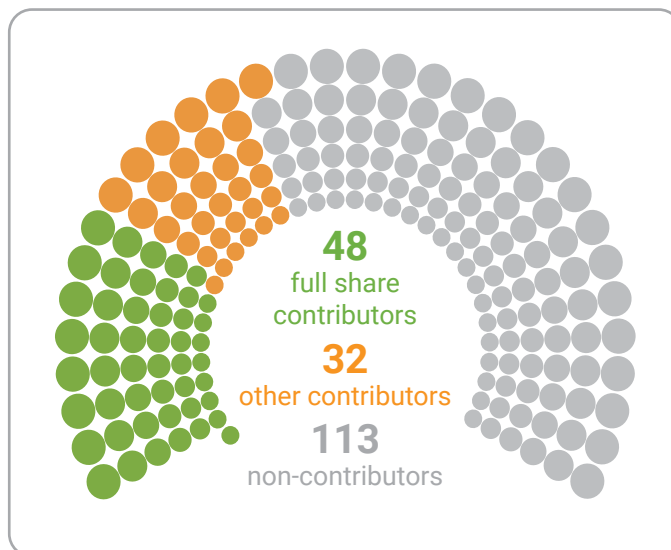
2023 CONTRIBUTIONS AS AT 31 DECEMBER 2023



INCOME vs UNFUNDED BALANCE of US\$ 100m budget



NUMBER AND CATEGORY OF MEMBER STATE CONTRIBUTORS out of 193



TOP 15 CONTRIBUTIONS

1	Norway	\$12.3m	6	Denmark	\$7.2m	11	Canada	\$2.8m
2	Netherlands (KOT)	\$10.2m	7	Sweden	\$5.1m	12	Italy	\$2.6m
3	Germany	\$8.1m	8	United Kingdom	\$4.5m	13	Finland	\$2.3m
4	United States of America	\$7.6m	9	Belgium	\$4.2m	14	Spain	\$1.6m
5	France	\$7.6m	10	Switzerland	\$4.0m	15	Japan	\$1.5m

CONTRIBUTIONS ABOVE FULL SHARE ***

Canada	Kenya	Micronesia (FSO)	Netherlands (KOT)	Peru
Denmark	Luxembourg	Monaco	Norway	

CONTRIBUTIONS EQUAL TO FULL SHARE ***

Albania	Cyprus	Guinea	Latvia	Montenegro	Seychelles	Tanzania (TURO)
Armenia	Dominican Republic*	Guyana	Liechtenstein*	Morocco	Slovenia	United Kingdom
Barbados	Eritrea	Iceland	Lithuania	New Zealand	Sri Lanka	Uruguay
Belgium	Fiji	Ireland	Maldives	Panama	Sweden	
Bosnia & Herzegovina	France	Jamaica	Malta	Saint Lucia*	Switzerland	
Bulgaria	Georgia	Jordan	Mauritius	Serbia	Tajikistan	

TOP INCREASES **

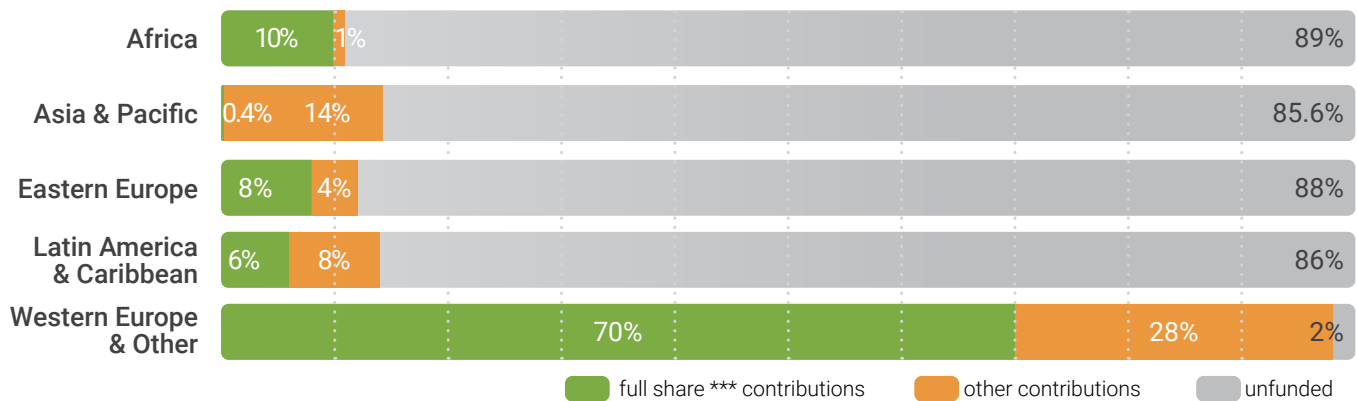
Bulgaria	820%	Kenya	33%	Micronesia (FSO)	16%	Monaco	4%
Peru	153%	Spain	27%	Canada	14%	Japan	2%
Morocco	120%	Lithuania	24%	Denmark	10%	Germany	2%
Australia	81%	Netherlands (KOT)	22%	Andorra	6%	United Kingdom	1%
Norway	75%	Republic of Korea	16%	Guyana	5%	Austria	1%

we all have a responsibility to **do our share** for the environment

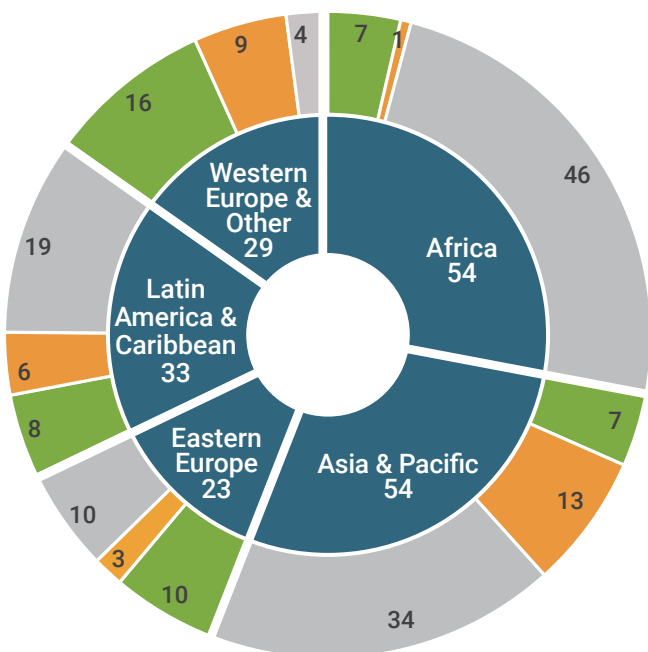


MULTI-YEAR PLEDGES	COMEBACKS	OTHER CONTRIBUTIONS
Belgium Canada Denmark Monaco Netherlands (KOT) South Africa	Costa Rica Guinea Honduras Iraq Jamaica Kenya Liechtenstein*	Maldives Malta Panama Paraguay Tajikistan
		Andorra Australia Austria Chile China
		Croatia Hungary India Indonesia Kazakhstan
		Kuwait Malaysia Mexico* Paraguay Philippines
		Portugal Republic of Korea Singapore Slovakia South Africa
		Thailand Iran (TIRO)* Trinidad and Tobago

CONTRIBUTIONS AT REGIONAL LEVEL (in % of total funds requested)



NUMBER OF COUNTRIES BY REGION (by status of their contribution)



- full share *** contributors
- other contributors
- non-contributors

* Amounts based on pledges, to be confirmed at the time of payment including possible effect of exchange rate fluctuation
 ** Based on percentage increase from previous year's contribution
 *** full share as per the Environment Fund Voluntary Indicative Scale of Contributions (VISC)

USA does not participate in VISC and is not a member of any regional group. However, since USA attends Western Europe & Other Group meetings as an observer, their contributions are reported as part of the WEOG summary.

The Environment Fund supports UNEP to provide cutting edge publications based on science. Recently launched **What's Cooking?** explores the available evidence on novel plant-based foods, cultivated meat and fermentation-derived products as alternatives or complements to meat and dairy – potentially leaving a much smaller environmental footprint.

