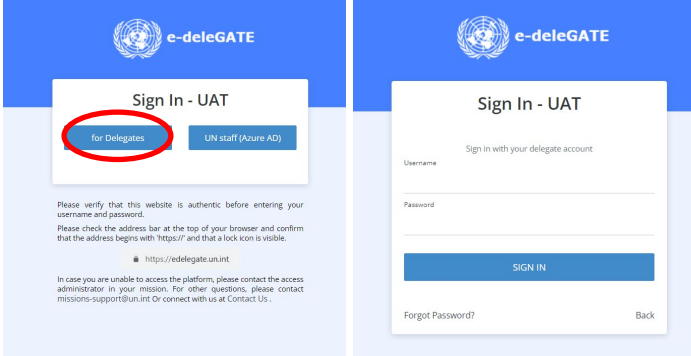
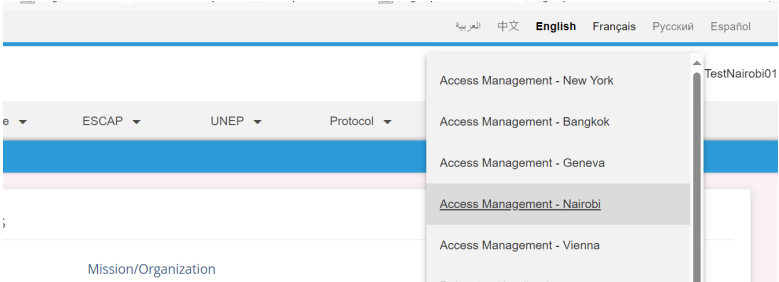
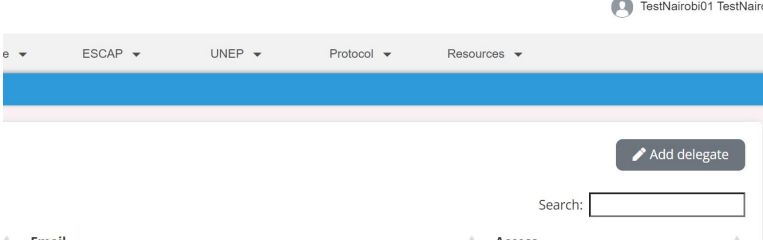
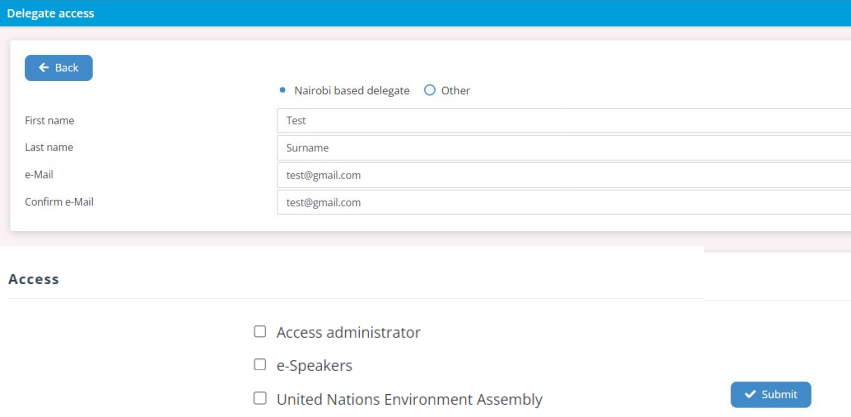
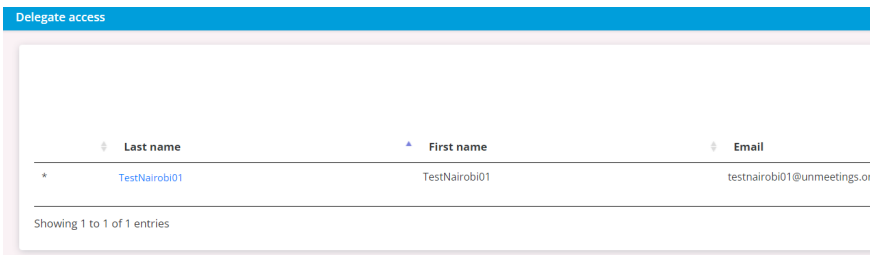


<p>➤ Go to https://delegate.un.int and login to e-deleGATE, Secure Portal for Delegates</p>	
<p>➤ In the menu, go to the <i>Resources</i> → <i>Access Management - Nairobi</i></p>	
<p>➤ Click <i>Add delegate</i></p>	
<p>➤ Complete the contact information for the delegate.</p> <p>➤ Under <i>Access</i>, check if the delegate needs to be an admin and/or needs access to the different modules*</p> <p>➤ Click <i>Submit</i></p> <p><i>*Only CPR accredited entities will see the Committee of Permanent Representatives option.</i></p> <p><i>Please choose UNEA to receive communication related to UNEA</i></p> <p><i>Please choose CPR to receive communication related to CPR</i></p>	

<ul style="list-style-type: none">➤ After about 20 minutes, the delegate will receive an automated email informing them of their new access privileges.							
<ul style="list-style-type: none">➤ You will be returned to the home screen, where you can confirm the access granted to each delegate.➤ Should you wish to make any modifications or delete the account, click on the delegate's <i>Last Name</i>.	 <p>The screenshot shows a web interface titled "Delegate access" with a blue header bar. Below the header is a table with three columns: "Last name", "First name", and "Email". The table contains one entry with the following data:</p> <table border="1"><thead><tr><th>Last name</th><th>First name</th><th>Email</th></tr></thead><tbody><tr><td>* TestNairobi01</td><td>TestNairobi01</td><td>testnairobi01@unmeetings.or</td></tr></tbody></table> <p>Below the table, it says "Showing 1 to 1 of 1 entries".</p>	Last name	First name	Email	* TestNairobi01	TestNairobi01	testnairobi01@unmeetings.or
Last name	First name	Email					
* TestNairobi01	TestNairobi01	testnairobi01@unmeetings.or					