

The Environment Fund is a true green investment – and benefits all nations.

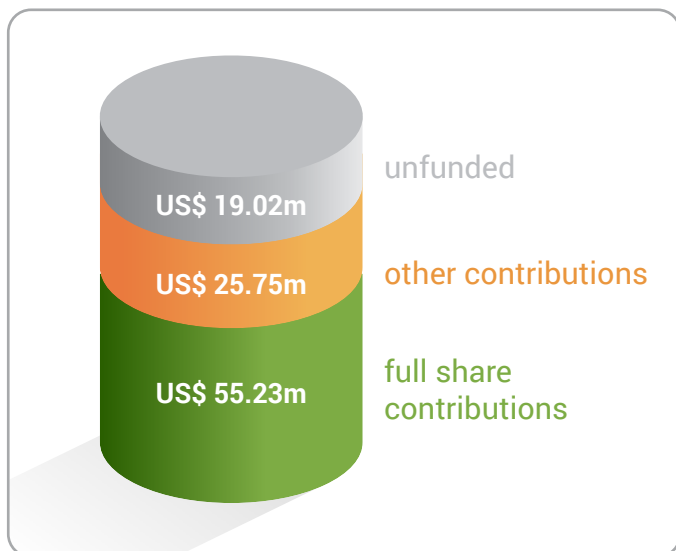


ENVIRONMENT FUND

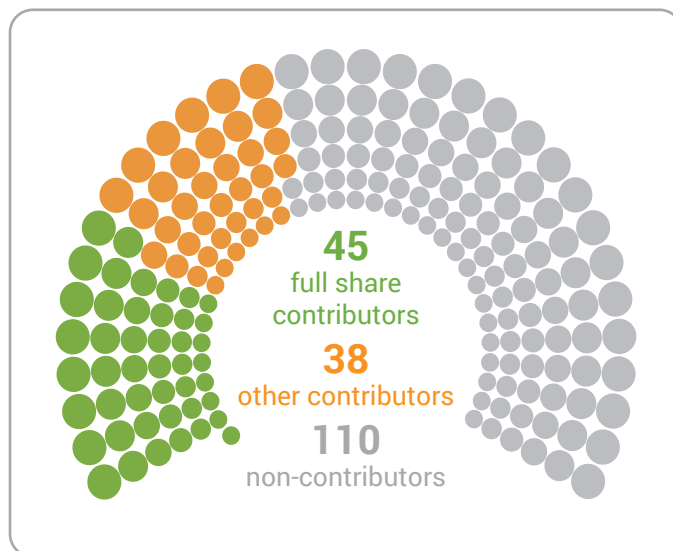
2022 CONTRIBUTIONS AS AT 31 DECEMBER 2022



INCOME vs UNFUNDED BALANCE of US\$ 100m budget



NUMBER AND CATEGORY OF MEMBER STATE CONTRIBUTORS out of 193



TOP 15 CONTRIBUTIONS

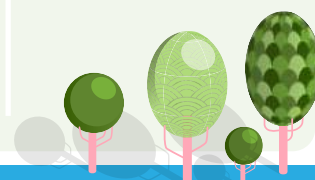
1		Netherlands	\$8.4m	6		Denmark	\$6.5m	11		Italy	\$3.3m
2		Germany	\$7.9m	7		Sweden	\$5.1m	12		Finland	\$2.7m
3		USA	\$7.6m	8		United Kingdom	\$4.5m	13		Canada	\$2.5m
4		France	\$7.6m	9		Belgium	\$4.2m	14		Japan	\$1.5m
5		Norway	\$7.0m	10		Switzerland	\$4.0m	15		China	\$1.4m

CONTRIBUTIONS ABOVE FULL SHARE ***

	Denmark		Luxembourg		Monaco		Norway
--	---------	--	------------	--	--------	--	--------

CONTRIBUTIONS EQUAL TO FULL SHARE ***

	Albania		Cyprus		Jordan		Slovenia
	Angola		Dominican Republic*		Latvia		Sri Lanka
	Antigua & Barbuda		Eritrea		Mauritius		Sweden
	Armenia		Fiji		Micronesia (FSO)*		Switzerland
	Barbados*		Finland (EUR 2.5M)		Mozambique		Timor-Leste
	Belarus		France		Myanmar		United Kingdom
	Belgium (EUR 4M)		Georgia		Netherlands (EUR 8M)		Tanzania (URO)
	Belize		Guyana		New Zealand		Uruguay
	Bhutan		Iceland		San Marino		
	Bosnia & Herzegovina		Ireland		Serbia		
	Botswana		Italy		Seychelles		



TOP INCREASES **

Trinidad & Tobago	200%	Denmark	33%	USA	15%	Monaco	8%
Chile	136%	Luxembourg	20%	Japan	14%	Sri Lanka	5%
Norway	134%	Italy	20%	Uruguay	14%	Republic of Korea	4%
Philippines	100%	Austria	15%	Lithuania	13%	Canada	1%

MULTI-YEAR PLEDGES

Austria
Belgium
Canada
Denmark
South Africa

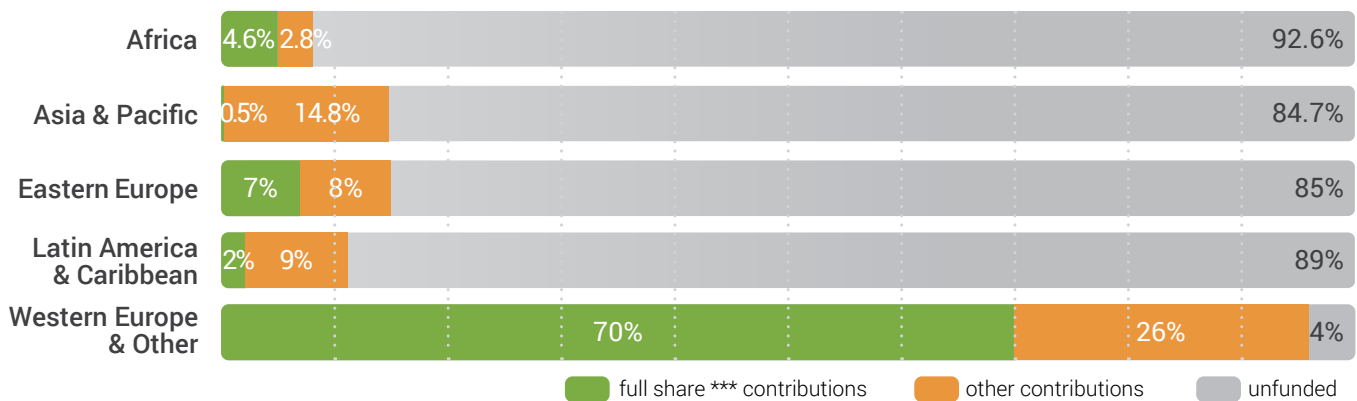
COMEBACKS

Angola
Antigua & Barbuda
Azerbaijan
Bhutan
Bosnia & Herzegovina
Botswana
Kuwait
Mozambique
Peru
San Marino
Saudi Arabia
Seychelles
Timor-Leste
United Republic of Tanzania

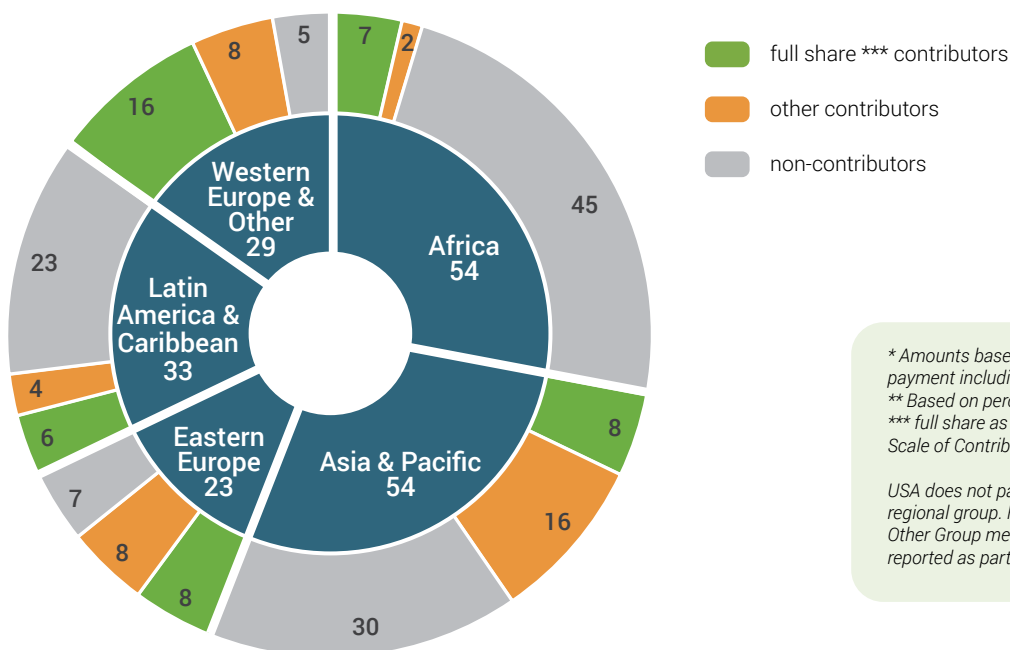
OTHER CONTRIBUTIONS

Andorra
Australia
Bangladesh
Bulgaria
Croatia
Estonia
Hungary*
Indonesia
Iran (IRO)*
Kazakhstan
Malaysia
Mexico
Mongolia
Morocco
Oman
Poland
Portugal
Singapore
Slovakia
South Africa
Spain
Thailand
Viet Nam

CONTRIBUTIONS AT REGIONAL LEVEL (in % of total funds requested)



NUMBER OF COUNTRIES BY REGION (by status of their contribution)



* Amounts based on pledges, to be confirmed at the time of payment including possible effect of exchange rate fluctuation
** Based on percentage increase from previous year's contribution
*** full share as per the Environment Fund Voluntary Indicative Scale of Contributions (VISIC)

USA does not participate in VISIC and is not a member of any regional group. However, since USA attends Western Europe & Other Group meetings as an observer, their contributions are reported as part of the WEOG summary.