

SYMBOLAE PHYSICAE  
SEU  
ICONES ET DESCRIPTIONES  
PISCIUM

QUI EX ITINERE  
PER  
AFRICAM BOREALEM ET ASIAM  
OCCIDENTALEM

FRIDERICI GUILIELMI HEMPRICH  
ET  
CHRISTIANI GODOFREDI EHRENBURG

MEDICINAE ET CHIRURGIAE DOCTORUM

STUDIO  
NOVI AUT ILLUSTRATI REDIERUNT.

---

PERCENSUIT  
ET  
REGIS IUSSU ET IMPENSIS

EDIDIT  
*Dr. C. G. Ehrenberg.*

---

DECAS PRIMA.

---

BEROLINI EX OFFICINA ACADEMICA.

VENDITUR A MITTLERO.  
MDCCCXXVIII.

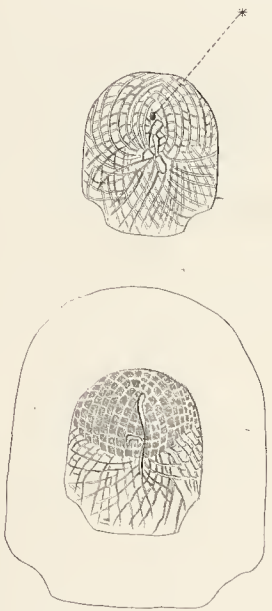
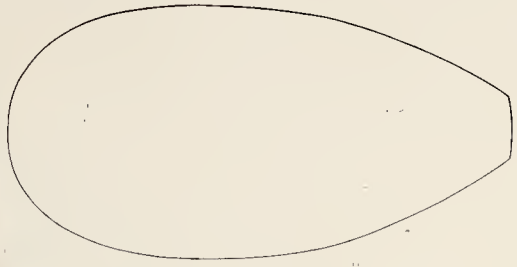
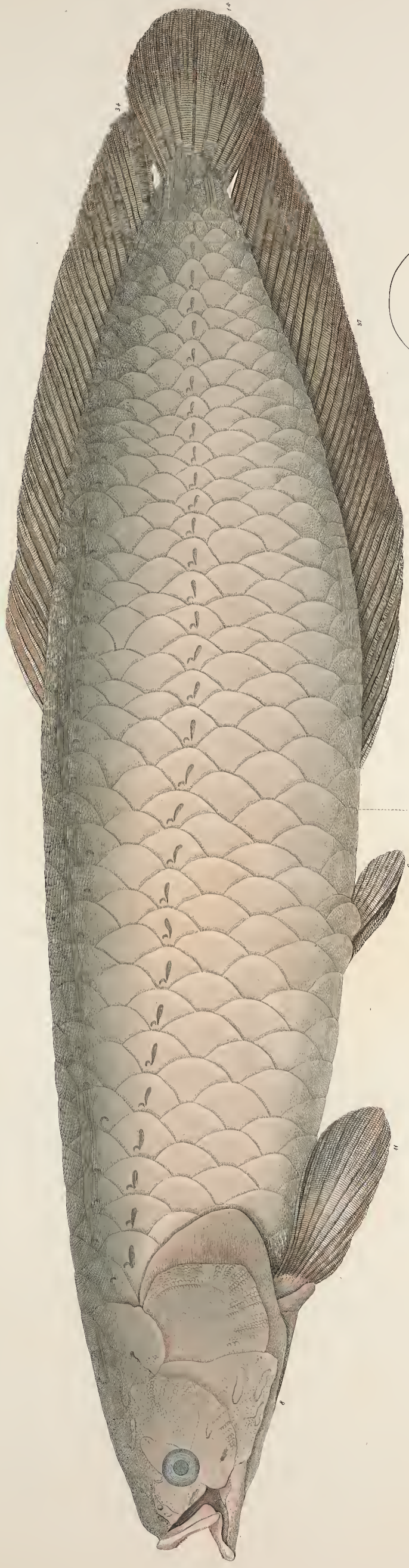
f.QL  
46  
E37  
1828  
Zool. 1  
Piscium  
pt. 1  
c. 1  
SCHRB



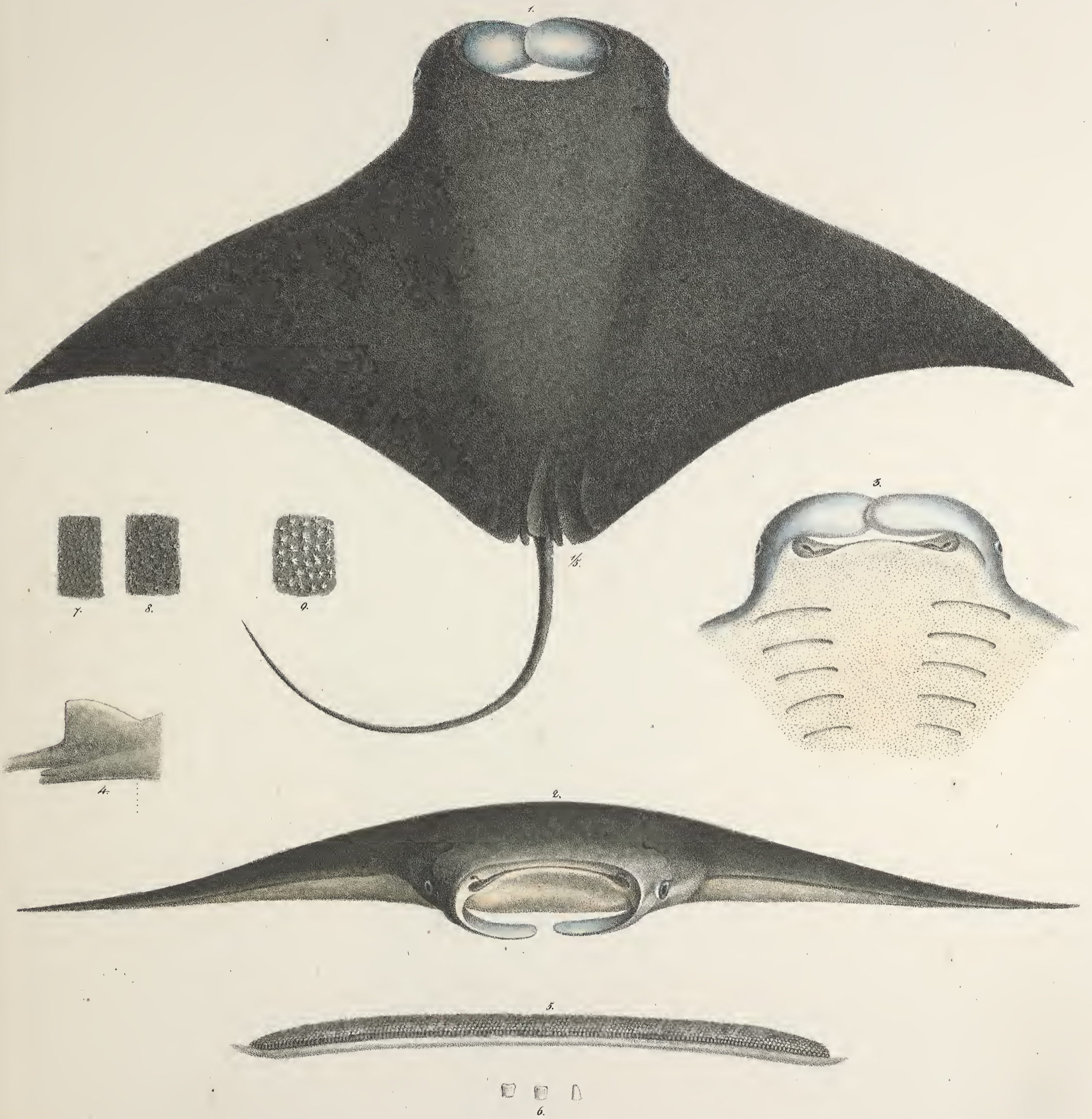
Smithsonian  
Institution  
Libraries

Purchased from the  
CULLMAN ENDOWMENT

*HETEROTIS milotica* H & E







*CEPHALOPTERA* \*stelligera!  
Mare rubrum.


DSI



*SYNANCEIA* \* *sanguinolenta*.  
Mare rubrum.

DS1

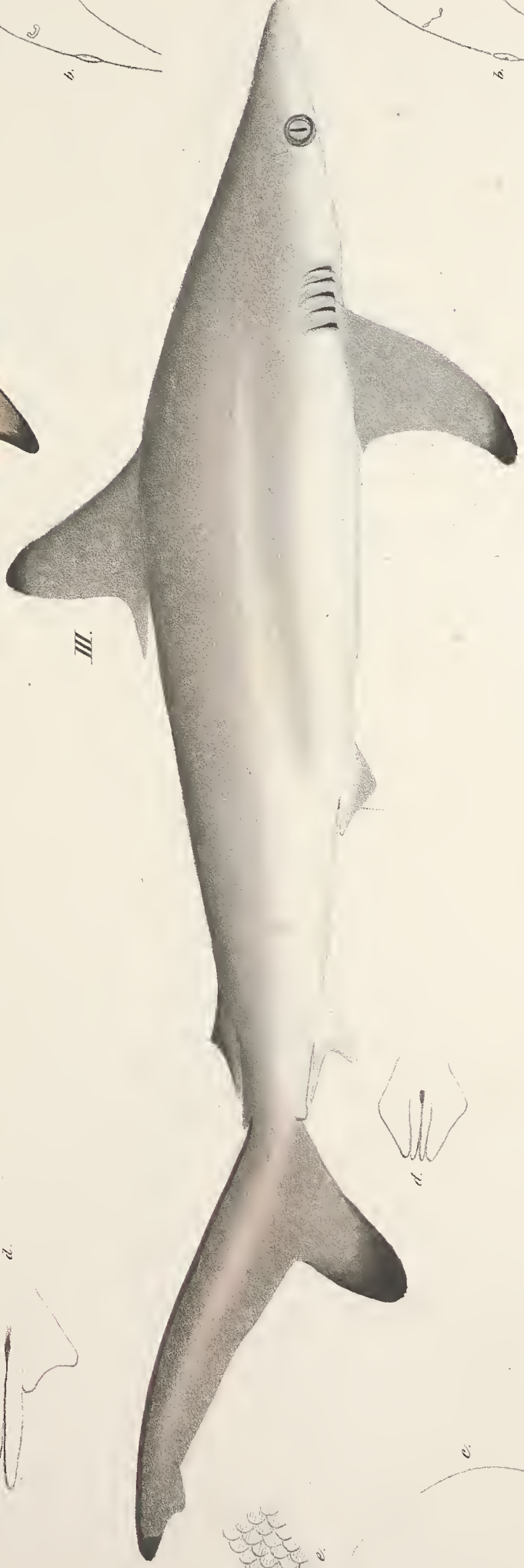




II.



III.



SQUALUS

- I. CARCARIAS <sup>Albo marginatus</sup> <sup>Femina 6</sup>
- II. ----- <sup>Cegans</sup> <sup>Femina 4</sup>
- III. ----- <sup>Ischniatus</sup> <sup>Femina 3</sup>

a. Dentes, b. Cris de frontis formae, c. Corporis segmentum transversum, d. Masculi, pinnae ventralis e. squamarum forma.

Dr. Ehrenberg & Nezi in mari rubro pinnavat.

Publita in ligo del.

DSI



**SQUALUS:**

I. *CARCHARIAS* \* *Aaronis*.

II. - - - \* *Forsk.*

III. - - - \* *Hemphroditi*.


a. Dentes, b. Oris et frontis forma, c. Corporis segmentum transversum, d. Mascule pinnae ventralis, e. Squammarum forma.

*Dr. Ehrenberg et Fries ab una pinna*



*Figurae de Equo adole.*

DS1

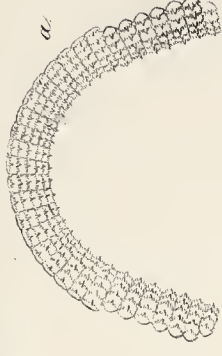

I.



II.



III.



**SQUALUS.**

I. *LAMNA* \* *caerina* L.  
\* *maris mediterranei*, *atlantici*

II. *ZYGAEENA* \* *erythraea* L.

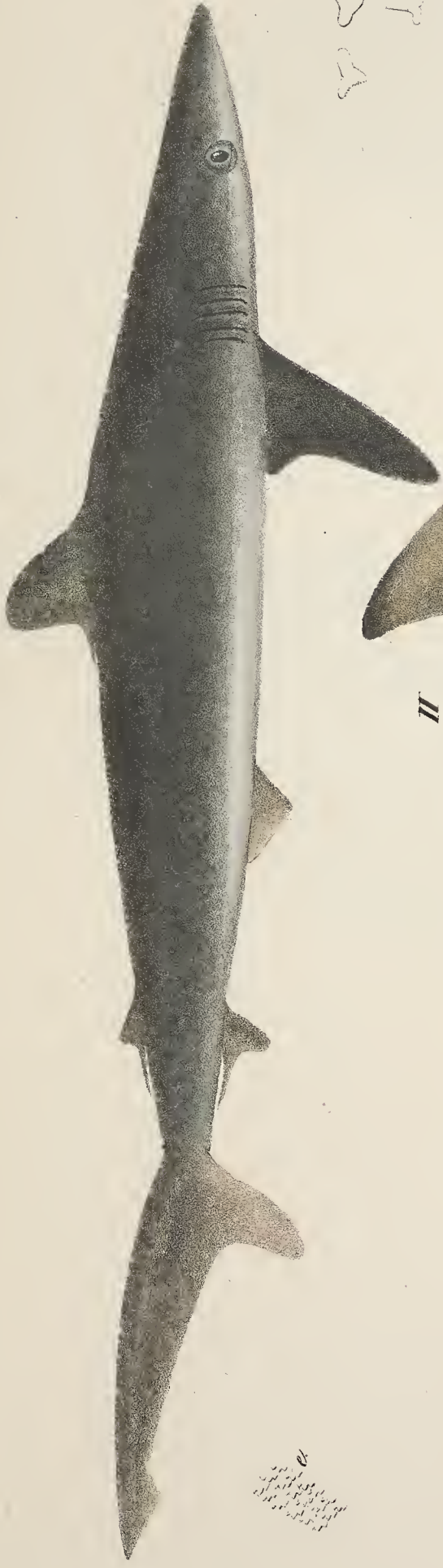
III. *SCYMNUS* \* *perofas* L.

\* *maculatus*


a. *Dentes*, b. *Ovis et frontis forma*, c. *Corporis segmentum transversum*, d. *Masculi pinnae ventralis*, e. *Squamatum forma*

DSI

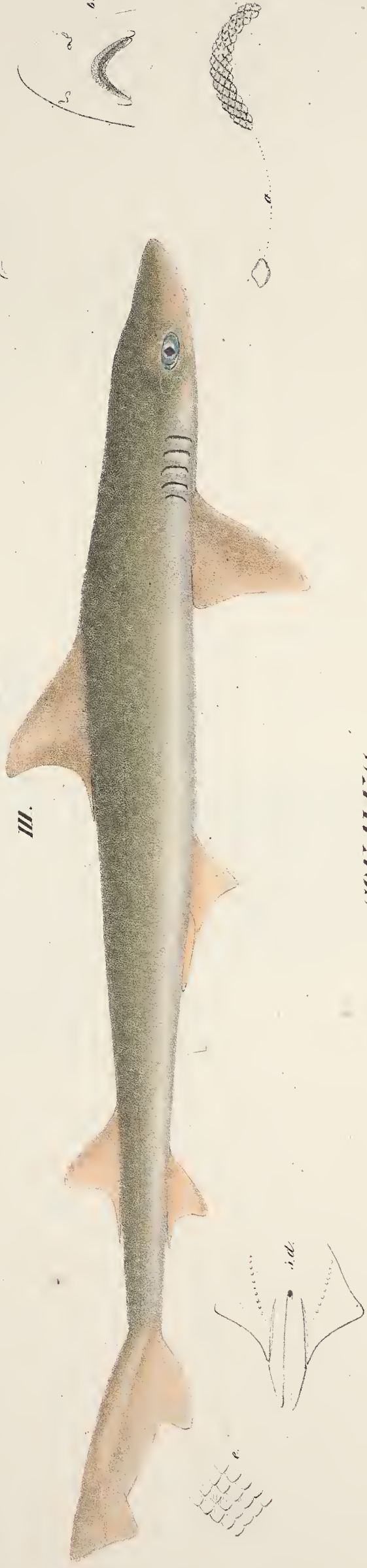
I.



II.



III.



SQUALUS

I. CYNORRHINUS\* Pharaonis.



II. -----\* alborivatus.

III. MUSTELUS\* Hojii.

a. Dentes, b. Cris. et. frontis formae, d. Musculi pinnar. ventralis, e. Squamamum forma.

DSI





**LABRUS**

**I. LABRUS radiatus.**  
*Labrus lunulatus*  $\beta$  Forsk.

**II. LABRUS lunulatus.**  
*Labrus lunulatus*  $\alpha$  Forsk.

a. Dentis. b. Squamae. c. Ambitus corporis ad Pinnas Ventrates.

*Finei A. Müller pinxerunt*

*Schmidt aeri incidit*

DSI



I. *OMOBRANCHUS* \* fasciolatus.  
 II *SALARIAS* \* ornatus.  
*Blennius Gattorugine Forst.*  
 III *BLENNIUS* \* *Dama*  
 IV *GOBIUS* \* pavoninus.

V. *CRYPTOCENTRUS* \* fasciatus.  
 VI. *OPLOPOMUS* \* pulcher.  
 VII. *PRIOLEPIS* \* aurifera.  
 VIII. *PRIOLEPIS* \* mica.  
*Omnium piscium facie minimus.*

L. L. VII. VIII. De Ehrenberg reliqua Tomi ad vim junxerunt.

Omnes magnitudine naturali, omnes ex mari rubro.

Schmitt fecit.



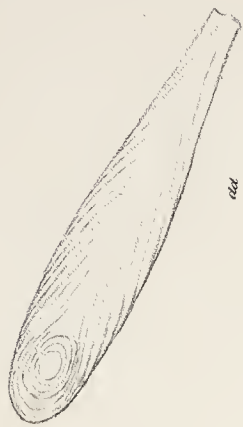



Fig.  
 1.  
 2.  
 3.  
 4.

*ISTIOPHORUS* *triacanthus*

*o. v. Mart. retorr.*

*Blasius in Linn. edeb.*

*Pisces del. Marten pinx.*

DSI

SMITHSONIAN INSTITUTION LIBRARIES



3 9088 01647 6590

## INDEX DECADIS PRIMAE.

---

- I. HETEROTIS *nilotica*.
- II. CEPHALOPTERA *stelligera*.
- III. SYNANCEIA *sanguinolenta*.
- IV. SQUALUS CARCHARIAS *albomarginatus*; Femina.  
CARCHARIAS *elegans*; Femina.  
CARCHARIAS *taeniatus*; Femina.
- V. SQUALUS CARCHARIAS *Aaronis*; Femina.  
CARCHARIAS *Forskalii*; Mas.  
CARCHARIAS *Hemprichii*; Femina.
- VI. SQUALUS LAMNA *ecarinata*; Femina.  
ZYGAENA *erythraea*; Mas.  
SCYMNUS *porosus*; Mas.
- VII. SQUALUS GYMNORRHINUS *Pharaonis*; Femina.  
GYMNORRHINUS *abbreviatus*; Femina.  
MUSTELUS *Mosis*; Mas.
- VIII. LABRUS *radiatus*.  
*lunulatus*.
- IX. OMOBRANCHUS *fasciolatus*.  
SALARIAS *ornatus*.  
BLENNIUS *Dama*.  
GOBIUS *pavoninus*.  
CRYPTOCENTRUS *fasciatus*.  
OPLOPOMUS *pulcher*.  
PRIOLEPIS *auriga*.  
PRIOLEPIS *mica*.
- X. ISTIOPHORUS *triactis*.
-