



HANDBOOK FOR INTERNATIONAL STUDENTS

2022





Index

WELCOME

BEFORE LEAVING HOME

- 4 - Check list before leaving home
- 5 - Visa procedure
- 6 - Get informed about your destination

Colombia

- 7 - Colombia
- 8 - Cultural aspects and personal interactions
- 10 - Colombian food and health
- 11 - In case of illness
- 12 - Excursions and trips around
- 13 - Holidays in Colombia
- 14 - Currency and money matters
- 15 - Climate and appropriate clothes
- 15 - Electricity
- 15 - Drinking water

Bogotá

- 16 - Bogotá overview
- 17 - Travel to Bogotá
- 18 - Public Transportation
- 19 - Housing and accommodation
- 20 - How to find your way around Bogotá
- 21 - Living costs
- 22 - Cellphone services
- 22 - Opening a bank account
- 23 - Personal security
- 24 - Emergency numbers

Universidad de los Andes

- 26 - General aspects
- 27 - Campus map
- 29 - Academic calendar
- 29 - Spectations about Universidad de los Andes
- 29 - Student services
- 30 - Student identity card
- 30 - E-mail account
- 31 - Wifi wireless access
- 31 - Course registration
- 31 - Photocopier, printing and Scanning machines
- 31 - Bloque Neon
- 32 - Computer rooms
- 32 - Libraries
- 33 - Health service
- 33 - Counseling center
- 34 - Coffee shops and restaurants
- 35 - Sports
- 35 - Cultural center
- 35 - Lega
- 36 - Check list before leaving Bogotá
- 36 - Transcripts and certificates

An aerial photograph of the Universidad de los Andes campus, showing a large, modern building with a grid-like facade and a central courtyard. The building is surrounded by lush green trees and other campus structures. A purple banner with the word 'WELCOME' in white capital letters is overlaid across the middle of the image. A yellow square is positioned to the right of the banner.

WELCOME

Welcome to Universidad de los Andes. This handbook will guide you through topics we consider important during your stay in our country. It is divided into several chapters that you can read independently. We strongly recommend a general reading so you can have an overall view of the various topics and find the information quickly whenever you need something specific.

Keep in mind that Office of International Affairs (OIA) is the office in charge of providing help, information and counseling for international students. Do not hesitate to contact OIA Student Mobility Team if you have any questions.

We hope you will enjoy your stay at the Universidad de los Andes.

OFFICER TEAM



Yadira Mogollón

Head of Academic Mobility

Telephone: +57 601 339 49 49
Ext.2232
E-mail: oiaincoming@uniandes.edu.co

Anderson Henao

Mobility Officer

Telephone: +57 601 339 49 49
Ext.2130
E-mail: oiaincoming@uniandes.edu.co

Ana María Aponte

Mobility Officer

Telephone: +57 601 339 49 49
Ext. 3694
E-mail: oiaoutgoing@uniandes.edu.co

Flor Alba Soto

Mobility Asistan officer

Telephone: +57 601 339 49 49
Ext. 2028
E-mail: oiamobilityinfo@uniandes.edu.co

Angélica Cuevas

Mobility Officer

Telephone: +57 601 3394949
Ext. 3034
E-mail: oiaresearchinfo@uniandes.edu.co

BEFORE

LEAVING

HOME



CHECK LIST BEFORE LEAVING HOME

- ✓ Make sure you bring a valid or unexpired passport
- ✓ Don't forget to bring the acceptance letter and the "Certificado de existencia y representación legal" that we sent to you via email.
- ✓ Any paperwork that your college requires before you leave.
- ✓ Purchase an international travel insurance.
- ✓ Make a hotel/hostel reservation.

VISA PROCEDURE



The procedure regarding visas has changed and therefore you should keep the following aspects in mind:

- If you are coming for only one semester (fewer than 180 days) and if you are a citizen of a country which does not require a visa to enter Colombia, you can request a PID
- If you are coming for only one semester (fewer than 180 days) and if you are a citizen of a country which requires a visa to enter Colombia, you should request a student visa.
- If you are coming for the academic year, you should always request a student visa.

Migración Colombia

It is necessary that all foreigners who visit Colombia and have a visa for at least 3 months go to the Migración Colombia Offices during the first 15 calendar days of their stay in the country to report their arrival. Doing you procedure in a timely manner will help avoid problems later, including a fine.

Migración Colombia www.migracioncolombia.gov.co

Address in Bogotá: Calle 100 #11B-27
Center for Citizen Contact (571)
6055454 - Free National Line
018000510454

Each student is responsible for obtaining the correct migration document according to their specific situation. To be enrolled and registered in Uniandes, students must have one of the following documents once they have entered Colombia: the PID stamp, a visa, or a cedula colombiana (for Colombian).



**GET INFORMED
ABOUT YOUR
DESTINATION**

COLOMBIA

Colombia is a democratic country ruled by a State of Law. Although the official language is Spanish, there is a constitutional recognition and respect for the diverse local languages and dialects.

The estimated population of the country is 49 million, distributed in five main regions: Atlantic Coast, Pacific Coast, Central Zone, Eastern Plains and Amazonia.



CULTURAL ASPECTS AND PERSONAL INTERACTIONS



Every cross-cultural adaptation process takes time. Keeping an open mind, recognizing the differences, as well as being flexible, are key aspects in adjusting to another culture. The following information will help you through this transition and make it easier for you to interact with Colombians during your stay.

Since Bogotá is the country's capital, you will meet people from many different places and their behavior may vary. Although it is difficult to generalize –given the regional diversity– Colombian people are usually warm. So, if you have a problem, doubt or concern, do not hesitate to ask your classmates, teachers or university staff. You will find support any time you need it.

As in every country, language is very important. You will find that Colombians are particularly helpful with people who do not speak fluent Spanish. So, do not be afraid to ask for the meaning of terms you are not familiar with.

Also, remember that the proper way to address elder people or people with a higher rank is “señor” or “señora”, and that the vocabulary and structure of the language you use with them should be politer than the one you use with people your age or those with whom you have a close relationship.

Colombia has a very solid family structure. If you stay with a family, it is important that you consider their habits and lifestyle. Carefully observe habits like greetings, saying goodbye and, in general, all the interpersonal communication codes that might be different from the ones you already know. In our culture, the act of greeting shows that you give importance to people; if you do not do it or you do it in an inappropriate way, you can be misunderstood. People might think that you are in a bad mood, annoyed, or even that you are rude. Furthermore, announcing the hour of your arrival at night or sharing your trip plans with the family can ease the interpersonal relations.

If you are going to stay with a host, you should pay attention to the small details that ensure a good relationship. If you have any doubts, ask them for further explanation, even if you think it is obvious. Should you encounter any problems at the University or at the place you are living, try to solve it directly with the person involved. If you do not get a positive answer, please go to the OIA, where you will be assisted to find a way out of the problem.

Other recommendations and practical information

1. Personal hygiene:

People in the cities are usually very sensitive to bodily odors; for this reason, Colombians take a shower and change clothes on a daily basis.

2. Going out with friends:

People in Colombia tend to go out in groups and when the bill arrives it is divided equally.

3. Tips:

In Colombia, people tip waiters in restaurants and bars. The average is 10% of the total amount of the bill.

COLOMBIAN FOOD AND HEALTH



Colombian food is diverse. You will find a variety of spices and differences in the balance of nutrients, sugar and fat. Therefore, we advise you to be cautious with food that you are not used to during the first days of your stay.

As you may know, we usually experience intestinal discomfort while our bodies adapt to new food. Since it is likely that diet changes cause minor health disorders, keep in mind the following suggestions that will help you minimize these effects:

- ✓ Eat well cooked food.
- ✓ Be cautious with street food. Although you might enjoy it, street side vendors are not usually regulated and do not meet the quality standards.
- ✓ Be careful with chili sauce (ají) and non-pasteurized local drinks like chicha, guarapo or masato.

Even though they are worth trying, be moderate with your consumption.

If you have any doubts regarding health issues, contact the Health Services Staff immediately (Building PU or extension 3303).

In Colombia, it is not common to find low-calorie and low-fat food. If you want to purchase this kind of food or follow a special diet, we advise you to visit big grocery stores and supermarkets (for instance, Carulla, Éxito, La Olímpica or Metro).

Although it is difficult to find vegetarian restaurants, there are some small restaurants and natural health food stores –usually located in the northern part of the city– where you can find this type of food.

IN CASE OF ILLNESS

Use Uniandes Health and accident insurance

To use your health insurance, you can go directly to the assigned health institutions. You can call the following numbers mentioning that you are a former student at Universidad de los Andes to get further instructions:

Pharmacies close to the University

Pharmacies or drugstores in Colombia are called “Droguerías”. Here is a list of the ones nearest campus.

Droguería Colsubsidio
Address: Carrera. 1 No 18A – 10
Bloque S 102

Droguería CAFAM CityU
Address: Cl. 20 #2a-2
Telephone: 6468000

Droguería La Rebaja
Address: Cra 4 # 18-72
Telephone: 3187390 – 2848251

Farmacia Homeopática Santa Rita
(Homeopathic)
Address: Cra 5 # 11- 09
Telephone: 3421055

EXCURSIONS AND TRIPS AROUND COLOMBIA



Colombia has become one of the most attractive destinations in South America due to its fantastic biodiversity, landscapes, colorful festivals and charming people.

<http://www.colombia.travel/en>

Some of the most famous tours are:

- ✓ Villa de Leyva
- ✓ Coffee Region/Landscape/Experience
- ✓ Amazon Adventure
- ✓ Cabo de la vela and Punta Gallinas (Guajira)
- ✓ Lost trek in Tayrona Park (Santa Marta)
- ✓ Caño Cristales

HOLIDAYS IN COLOMBIA



There are two kinds of holidays in Colombia: religious and civic - the national holidays belong to the latter. All these official holidays are nonworking days. Therefore, you will not have classes on holidays.

Plan your vacations and trips ahead!

Please check a Colombian calendar for more information regarding our holidays.

CURRENCY AND MONEY MATTERS



To exchange money, you should go to a money exchange office with your passport. Never exchange money on the street or with people you do not know. It is not safe to carry huge amounts of money with you. Always exchange small amounts when you need cash. The exchange rates vary constantly.

Do not forget to check the exchange rates.

In Colombia, you can find coins of COP 50, 100, 200, 500 and 1000. The bills are of COP 1,000, 2,000, 5,000, 10,000, 20,000, 50,000 and 100,000.

Another way to obtain cash is to use ATMs. For safety reasons, you should not withdraw money after 4:00 p.m and you should never accept help from strangers when withdrawing money from ATMs.

We suggest that you withdraw money from the ATMs that are on campus: https://vde.uniandes.edu.co/images/-guia_servicios/ub

The most accepted credit cards are Visa and MasterCard.

CLIMATE AND APPROPRIATE CLOTHES

You should bear in mind that Colombia is a tropical country. Despite of not having seasons, there can be dramatic weather changes during the same day or between day and night. The most dramatic weather changes occur during the raining periods (between April and May, and October and November). Due to this, people tend to get colds or flu; we therefore suggest that you wear warm and waterproof clothes, especially during the raining period.

Suggestions:

*A t-shirt, a sweater, a jacket, an umbrella **every day.***



ELECTRICITY

In Colombia the power sockets are of type A and B. The standard voltage is 110 V and the standard frequency is 60 Hz.

DRINKING WATER

You are perfectly safe drinking a glass of water straight from the tap in Bogotá, Cartagena, Cali and Medellín. In other Colombian cities it is best if you buy bottled water.

BOGOTÁ

OVERVIEW

Bogotá, the capital city, was founded in August 6, 1538. It is the geographic, administrative, political, and industrial center of the country. With a population of more than nine (9) million people, Bogotá is one of the biggest cities in South America. It offers a great variety of social and cultural features, which you will become familiar with during your stay.

Some of the museums you might want to visit are:

Modern Art Museum of Bogotá (MAMBO)
The Gold Museum (El Museo del oro)
National Museum (Museo Nacional)
Botero Museum (Museo Botero)
Emerald Museum (Museo de la Esmeralda)

Other touristic places in Bogota and around are:

Monserrate Monastery
The Salt Cathedral of Zipaquirá

Public Libraries:

Biblioteca Luis Angel Arango:
Address: calle 11 no. 4-14
Phone: 342 0577 <http://www.banrep-cultural.org/blaa>

Biblioteca Nacional:
Address: calle 24 no. 5-60
Phone: 342 4492

Academia Colombiana de la Lengua:
Address: Carrera 3a no. 17-34
Phone: 334 3152

Biblioteca Virgilio Barco:
Address: Avenida Carrera 48
No. 61-50 Phone: 3158875

Biblioteca El Tintal:
Address: Av Ciudad de Cali No.
6c – 09 Phone: 4528974/6

Biblioteca Pública Parque El Tunal:
Address: Calle 48 B sur
No.21-13
Phone: 7698734/6

For further information, please visit the Public Libraries Network (Red de Bibliotecas Públicas): <http://bi-blored.gov.co>

Note: Some of these libraries have restricted access and offer different services. In some cases, it is necessary to certify your status as a researcher to have access to certain material or sections of some libraries. We strongly advise you to find out first, by telephone or Internet, what services do they offer and how can you access them, before visiting the libraries.

TRAVEL TO BOGOTÁ

Two of the most common Latin-American airlines that travel worldwide are Avianca and LATAM airlines. Make sure you consider them before purchasing your ticket.

For more information:

*Avianca: www.avianca.com

*LATAM: www.latam.com

*On the right upper corner of the site you can change the language preference

CHECK LIST AFTER ARRIVING TO BOGOTÁ

- ✓ Exchange some money on one of the money exchange offices before leaving the airport.
- ✓ Register in the consulate or embassy of your country.
- ✓ Send us an email to oiamobilityinfo@uniandes.edu.co with the following information:
 - ✓ Address of permanent residence in Colombia
 - ✓ Local phone or cellphone number
 - ✓ Copy of your PID or Visa
 - ✓ Copy of your insurance

PUBLIC TRANSPORTATION



From the airport

If this is your first time in Bogotá, we strongly recommend you to take a taxi while you get familiar with the public transportation system. Transmilenio: <https://www.transmilenio.gov.co/> and SITP: <https://www.sitp.gov.co/>

Taxis

Taxis in Colombia are yellow cars. El Dorado International Airport is located in the city and offers a convenient taxi service: <https://eldorado.aero/servicios/taxis>



In the city

Taxis

You can request a service by one of the following apps:

TAPPSI

Easy Taxi

Cabify

You can also hail a taxi on the street. The taxi driver must charge the passenger a standard fee according to the units displayed in the taximeter (you can check the equivalence of fees and units in a price chart available inside the car). When you take the taxi, the taximeter must display the basic fee (25 units); it will increase according to the distance travelled.

There is an extra charge if you want special services such as going to the airport, night hours, etc. The minimum fee for a taxi service is COP \$4,200.

Transmilenio

Bogotá has a massive transportation system called Transmilenio. It mobilizes 70% of the city population. This system is constituted by a series of stations and gates that offer a quick and safe access for its users. To enter the system, you must buy a ticket card.

The cost of each trip or entry to the system is COP \$2,500.

You can check the system map and get to know the most convenient route before travelling at:

<http://transmilenio.surumbo.com>

Bicycle

Bogotá has a very extensive Bike-route networks clearly marked bike paths called Cicloruta.

To check the official marked bike paths through the city you can check

<http://mirutafacil.com/ciclorutas/>



HOUSING AND ACCOMODATION

Universidad de los Andes does not provide in campus housing. Each student is responsible to find their own accommodation. There are multiple housing alternatives near the university campus.

- City U: <https://vivienda.uniandes.edu.co>
- The Spot: <https://thespotforliving.com>
- Living X: <https://livinnxbogota.com>
- Esstudia: <https://esstudia.com/bogota-17-4-centro>

Popular neighborhoods for exchange students near campus are La Candelaria, Las Nieves, La Macarena, Germanía.



HOW TO FIND YOUR WAY AROUND BOGOTÁ

It is generally easy to find your way if you take the Eastern Hills as a reference point. The “carreras” are parallel to these hills (in a south-north direction), while the “calles” are perpendicular (in an east-west direction).

The addresses in Bogotá are numerical. The carreras’ numbers increase from south to north and the “calle”s do the same from east to west. The addresses are composed by the “carrera” or “calle” category (according to the case) and three different numbers that indicate the exact location. The first number indicates the road where the property is located; the second one indicates the perpendicular previous road, and the last number corresponds to the exact location of the property in the block. For example, the address Calle 44 No 12-35, means that the property is located on “calle” 44, 35 meters after “carrera” 12.

We suggest that you locate and become familiar with the main avenues in the zone where you are most likely to be around. In the city downtown, some of the most important avenues that you should be able to locate are: Avenida Jiménez (also called Eje Ambiental), Avenida-Calle 19, and Carrera Séptima.

LIVING COSTS

Living Expenses

The following budget is an estimate and can vary significantly depending on the student's preferences. Students should keep in mind the conversion rate to their money currency.

5-month stay in Bogotá estimated budget		
	Lowest (in COP)	Highest (in COP)
Room	\$ 6,000,000.00	\$ 12,500,000.00
Board	\$ 1,240,000.00	\$ 2,480,000.00
Installation budget	\$ 1,500,000.00	\$ 1,500,000.00
Transportation	\$ 3,100,000.00	\$ 3,100,000.00
Others	\$ 2,500,000.00	\$ 2,500,000.00
Total in Colombian pesos	\$ 14,340,000.00	\$ 22,080,000.00

CELLPHONE SERVICES

Colombia has several cellphone carriers.

If you are thinking of buying a Colombian sim card, make sure that your cellphone is unlocked. To purchase a sim card/mobile and for general mobile phone services you may visit the following stores:

Claro: Is the largest telecommunications provider in Colombia, It has a variety of pre-paid plans and contracts.

Movistar: Offers a wide range of contracts and phones, as well as digital and Internet services.

Tigo: Also offers special discounts on mobile phones.

Virgin Mobile: It's a virtual operator that relies on Movistar in terms of coverage.

OPENING A BANK ACCOUNT

In order to open a Bank Account in Colombia, most banks will ask you to have the following documents:

- ✓ Copy of the Alien Identity Card (Cédula de Extranjería)
- ✓ Letter of acceptance to Universidad de los Andes
- ✓ Fill in a form (provided by the bank)

PERSONAL SECURITY

It is very important that you keep in mind the personal security suggestions made by the University Staff. Although it is possible to travel around the country and enjoy it, these personal security measures are crucial for your welfare.

The University is located in the downtown area of the city, where it's necessary for you to take special security measures (for example, in Germanía, La Candelaria and Las Aguas neighborhoods, located in the University surroundings). Please follow these recommendations for your general safety, and particularly in those zones:



- ✓ Be careful when you are at the bus stops; pickpockets take advantage of the slightest lack of attention.
- ✓ When you take a walk around downtown, do not carry valuable objects that are visible to others (watches, bracelets, chains, earrings, cameras, video cameras, etc.)
- ✓ Do not take out your wallet every time you have to pay; carry the necessary cash on a separate pocket.
- ✓ Do not leave your personal belongings (bags, briefcases, cases) unattended.
- ✓ Do not accept anything in the street from strangers. This includes food, any kind of package, flyers or advertisement.

It is recommended that you do not carry your passport with you. Keep it in a safe place or ask someone you trust to hold it for you. However, it is necessary to take your passport when you change money. We suggest that you have an authenticated copy of the Identification and Visa pages of your passport; this can be used as identification.

If you lose your documents in the surroundings of the University, go to the Security Office. The items and documents found on campus are usually taken there.

Report the loss in a nearby Police Station. The report and the authenticated copy of your passport and visa can be used as a means of identification while the new original documents are issued.

EMERGENCY NUMBERS AND POLICE STATIONS NEAR CAMPUS

24 HOUR-LINE (inside campus)
Telephone: 3394949 Ext. 3555

USEFUL ADDRESSES
Immediate Police Services (CAI)

CAI Candelaria – Rosario
Calle 13 # 5 - 00

CAI Torres Blancas
Cra 3 #22 – 55

CAI Monserrate
Av. Cincunvalar #23 - 00

USEFUL PHONE NUMBERS
General Information: 113
Immediate police service
(CAI): 156
Fireman: 119
Red Cross: 112
Bogotá Line: 195

**UNIVERSIDAD
DE LOS ANDES**

GENERAL ASPECTS

Universidad de los Andes was founded in November 16, 1948, under the direction of Mario Laserna, to significantly contribute to the development of higher education and foster a pluralist society. Universidad de los Andes (Uniandes) was founded as a private, non-partisan university. The University is an autonomous and independent institution that fosters pluralism, diversity, dialogue, debate, criticism, tolerance, and respect for the ideas, beliefs and values of its members. It also seeks academic excellence and offers its students a critical and ethical lens designed to make them aware of their social and civic responsibilities, which entail a commitment to the analysis of the problems in our country and the quest for solutions.

Universidad de los Andes has twelve schools:

- Business Management
- Architecture and Design
- Arts and Humanities
- Sciences
- Social Sciences
- Law
- Economy
- Engineering
- Medicine
- Education
- Alberto Lleras Camargo Government School
- Interdisciplinary Center for Development Studies - CIDER

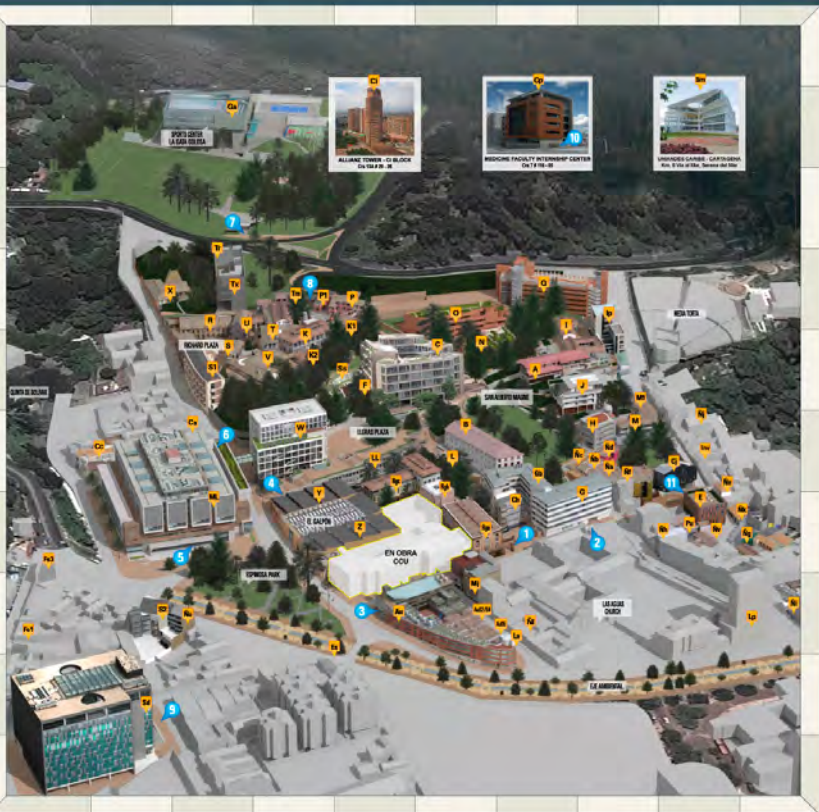
These faculties offer undergraduate programs, professional degree certificate programs, Master, and PhD programs. In response to the current demand for professionals, academics, and scientists with social interaction skills that enable them to communicate within cultural heterogeneous groups, Universidad de los Andes encourages all opportunities that allow national and international students to become familiar with other cultures.

Facts and Figures:

- Founded in 1948
- 74 years in 2022
- 12 Schools
- 44 undergraduate degrees
- 19,123 students approximately
- QS ranking 227

CAMPUS

Universidad de los Andes - Bogotá - Colombia



In some cases, the constructions or “Bloques” of the University have an alternative name, given to exalt a prominent character or some characteristic of the history of the construction, this name is called a building, examples: the “Bloque Rga” is the “Pedro Navas Building”, “Bloque R” corresponds to the “Richard Building”. Not all constructions have names, but they all have Letter Encoding (Bloque).

BLOQUES

Bloque A	Bloque Ñf
Bloque Au, Edificio Aulas	Bloque Ñg
Bloque B	Bloque Ñh
Bloque Br	Bloque Ñi
Bloque C	Bloque Ñj
Bloque C22, Consultorio Jurídico	Bloque Ñk
Bloque Ca	Bloque ÑL
Bloque Cc	Bloque Ñn
Bloque Ch, Edificio Hermes	Bloque Ño
Bloque Ci, Centro Internacional	Bloque Ñr
Bloque Cj, Centro del japon	Bloque Ñv
Bloque Cp, Centro de Prácticas	Bloque O, Henri Yerly
Bloque Cp, Centro de Prácticas	Bloque P
Bloque E	Bloque P1
Bloque Es, Casa Espinosa	Bloque Pu
Bloque Fe1, Casa Fenicia	Bloque Q
Bloque Fe3	Bloque R, Edificio Richard
Bloque Ga, Centro deportivo	Bloque Rga, edificio Pedro Navas
Bloque H	Bloque Rgb
Bloque I	Bloque Rgc
Bloque Ip	Bloque S
Bloque J, edificio McCarthy	Bloque S1, Edificio Enrique Cavalier
Bloque K	Bloque S2
Bloque K1	Bloque Sd, edificio Julio Mario Santo Domingo
Bloque K2	Bloque Ss, Sala del Silencio
Bloque LL, edificio Alberto Lleras camargo	Bloque T
Bloque Lp, Edificio La Pola	Bloque Tm
Bloque M	Bloque U, La Capilla
Bloque M1	Bloque V
Bloque M2	Bloque W, edificio Carlos Pacheco Devia
Bloque ML, edificio Mario Laserna	Bloque X, Villa Paulina
Bloque N	El Campito
Bloque Ña	Sede Caribe Uniandes
Bloque Ñb	
Bloque Ñc	

ACADEMIC CALENDAR

To be an informed and organized member of the UniAndes community you should keep in mind the most relevant dates in our academic calendar.

<https://registro.uniandes.edu.co/index.php/calendario-academico-2021>

EXPECTATIONS ABOUT UNIVERSIDAD DE LOS ANDES

Keep in mind that you will only have until the first week of classes to change courses. Please read the content of the course first, before you enroll.

STUDENT SERVICES

The University offers different services to students. Should you need further information regarding these services please visit the Student Services Guide or contact the OIA Staff.

Below you will find some of the most relevant services during your stay.

STUDENT IDENTITY CARD

The Student ID Card is the document that you will use to identify yourself as a student, not only on campus but also outside. You should carry it with you at all times because it is necessary to enter the campus, use the libraries, and it identifies you as a student of Universidad de los Andes. If you forget your student ID Card, please log in in the following website to obtain a QR Code that will grant your access to the campus premises: <https://accesotemporalalcampus.uniandes.edu.co/kioskoweb/account/logon>

If you lose the Student ID Card, you must immediately notify the Departamento de Seguridad y Servicios Generales (Security and General Services Department) Telephone: 339 4949 ext. 3555, e-mail: seguserv@uniandes.edu.co). In order to get a duplicate of your student ID card, you must follow the procedure found here: <https://registro.uniandes.edu.co/index.php/solicitudes/duplicado-de-carne>

E-MAIL ACCOUNT

Once you are admitted to our institution, you will be provided with an e-mail username and password. The instructions to activate your account will be sent to your personal e-mail.

The University e-mail account is a means for communicating with the OIA and other university staff, and a fundamental way to be updated on the most relevant activities and events in the University.

To access your e-mail account, please visit: <http://correo.uniandes.edu.co>

Important: You must change your e-mail password every eight (8) weeks; otherwise your account will be blocked. In order to change your password and access other e-mail account services, please visit: <https://cuenta.uniandes.edu.co>

WIFI SERVICE

The University has an Internet wireless connection service that is available in most parts of campus. To use this service, you must search the wireless network SENECA and access it with your e-mail username and password.

COURSE REGISTRATION

It is important to remember that the University apply the “first come, first served” rule. If you do not register on time, it will be difficult to find places on the courses of your choice. <https://goo.gl/OhqJ4T>

PHOTOCOPIER, PRINTING AND SCANNING MACHINES

You can use the photocopier machines that are available in the different libraries of the campus. You can use them with a prepaid card or, in some cases, pay in cash. Also, in the computer rooms you can use the printing and scanning service.

BLOQUE NEON

Bloque Neon is the University's Interactive Course System. It is an online tool that aims to complement the lectures given by the Faculty members. It allows communication among all the class participants in the teaching-learning process and facilitates academic activities.

For further information, visit: <http://bloqueneon.uniandes.edu.co>

COMPUTER ROOMS



The University has sixteen public computer rooms with more than 2,000 computers. In these rooms you can use a series of software programs, rent wireless cards, laptop, earphones, USB drives, and CDs, and use other services, such as printing, scanning). In order to access these services, you must show your Student ID Card in the corresponding computer room.

Room	Location	Services
Kogi	Bloque B (401)	B/N and Color Printing
Tayrona	ML 505	B/N and Color Printing
Quimbaya	W 6 Floor	B/N and Color Printing and Scanning
Mercurio	CPM-501	B/N and Color Printing and photocopier

LIBRARIES



Universidad de los Andes has a Central Library - Ramón de Zubiría Library - located in the ML building, and five additional libraries specialized by faculty:

- Business Management: Edificio Julio Mario Santo Domingo, piso 10
- Architecture and Design: Bloque U, La Capilla
- Law: Bloque RGC, Piso 1
- Economy: Piso 4, Biblioteca General
- Medicine: Carrera 7, No. 116-05, Piso 5. Centro de Prácticas Médicas.

If you need a book from the Luis Ángel Arango Library - the most complete public library of the city - you can request it by filling in the inter-library loan form (formato de préstamo interbibliotecario) in the Library System Web Site: <http://biblioteca.uniandes.edu.co>.

HEALTH SERVICE



The University has a professional, qualified and experienced medical team. The Health Service Office is open from Monday to Friday (except on holidays) from 7:30am to 6:00pm, and on Saturdays from 8:00am to 12:00pm (Building Franco first level). The Health Service Office is also in charge of medical emergencies on campus, coordinated by the Communications Center - Telephone line: 0000.

Building Franco

Service Hours: Monday – Friday 7:00am to 6:00pm

Saturday: 8:00am to 12:00 pm

Location: Centro Deportivo

Service Hours: Monday – Friday 6:00am to 9:00pm

Telephone: 601 3394949 Ext. 3303

Email: salud@uniandes.edu.co

Web page <https://servicios.uniandes.edu.co/consulta-medica/>

Consulta y Atención Médica – Servicios Uniandes

Every student has two health insurance policies provided by Allianz. These policies cover personal accidents, hospitalization and surgery during the period that you are registered as a student in the University. You will receive an updated brochure with the information regarding the policies on the Orientation Day.

COUNSELING CENTER



The Counseling Center Staff have extensive training and experience in providing therapy and counseling services for students. Staff members are committed to address the students' needs in terms of decision-making and problem solving related to both academic and personal issues.

The Counseling Center Services range from information programs to individual or group counseling.

For further information, visit the Dean's office website:

Consejería académica y vocacional
<https://decanaturadeestudiantes.uniandes.edu.co/apoyo>

COFFEE SHOPS AND RESTAURANTS



There is a variety of places where you can either have a snack or lunch on campus:

- Cafetería Central and Hamburguesas El Corral, located in the south-eastern part of the campus, between Bloque A and the Dean's Office.
- Villa Paulina Restaurant in Bloque X.
- Satellite cafeterias located in the following buildings: Aulas, El Campito, Plazoleta Lleras (better known as "Las Monas"), Bloque Z, Plazoleta del R, ML, Santo Domingo, Edificio H and Terraza Bloque Q.

In the University surroundings you can also find several fast food restaurants (where the products range from pizza, hamburgers and Arabic food to slices of fried plantains – patacones- and arepas, etc.). You may also find traditional Colombian lunch and international food restaurants.

We advise you to read in detail the chapter "Colombian food, diet and health", in this brochure.

SPORTS

Throughout the academic semester, students can practice different sports and register in traditional dance, popular rhythms, martial arts and aerobics courses, among many others. Each course is equivalent to 1 credit.

The sports facilities include:

- Multiple courts
- Football field
- Tennis court
- Climbing wall
- Gym
- Leisure room

For further information, please visit the Dean's Office website:
<https://decanaturadeestudiantes.uniandes.edu.co/deportes>

CULTURAL CENTER

The Cultural Center organizes and constantly promotes a series of cultural and leisure activities for the University community. These activities include a weekly films screening , art exhibits, concerts every Thursday, cultural and art conferences, as well as theatre and dance performances.

Information related to cultural events and other activities can be found at:
<https://decanaturadeestudiantes.uniandes.edu.co/cultura>

LEGAL SERVICES

The university has a legal office close to the campus. For more information, visit:
<http://consultoriojuridico.uniandes.edu.co>

In case of any misunderstanding with someone at the University, please visit:
<https://ombudsperson.uniandes.edu.co>

CHECK LIST BEFORE LEAVING BOGOTÁ



Prepare all paperwork

TRANSCRIPTS AND CERTIFICATES



At the end of the semester the Admissions Office will send you the official academic transcripts of records to your Uniandes email account.

