

Annual
monitoring
and evaluation
report on the
Barcelona
2030 Agenda

***Voluntary
Local Review
2021***



Title: Annual monitoring and evaluation report on the Barcelona 2030 Agenda (Voluntary Local Review 2021)

Contents and editing: © Barcelona City Council, with the participation of the Spanish Sustainable Development Solutions Network (REDS for its acronym in Spanish)

Idea and coordination: Office of the Commissioner for 2030 Agenda

Photographs: © Barcelona City Council

Electronic edition, January 2021

Published by: © Barcelona City Council. Commissioner for the 2030 Agenda

Design and layout: Editorial MIC

The content of this publication is subject to an Attribution-NonCommercial (BY-NC) licence for non-commercial purposes. Reproduction, distribution and public communication of the original work is permitted, as is the creation of derivative works, such as translations, summaries and children's versions. Commercial use of the original work or any possible derivative works is not permitted. The full licence may be consulted at: <https://creativecommons.org/licenses/by-nc/4.0/deed.ca>

PRESENTATION



As a sign of our commitment to achieving the Sustainable Development Goals, the Barcelona City Council presents the Annual Monitoring and Evaluation Report on the Barcelona 2030 Agenda, a new Voluntary Local Review that wants to give continuity to the task of generating knowledge that we

have carried out since the beginning of the current mandate.

The result of intense collective work led by the Commissioner of the 2030 Agenda, this document aims to continue promoting reflection and action by the municipal organization around the Sustainable Development Goals, as well as providing evidence and tangible indicators on the social and economic reality of Barcelona.

In the hope that it will also contribute to improving municipal public policies, as well as those that are the responsibility of other administrations, or the initiatives that arise from civil society, the conclusions of this report will help us promote the involvement of Barcelonans in the debate and, on that path, to the future that is embodied in the implementation of the 2030 Agenda in our city.

Laia Bonet Rull
3rd Deputy Mayor of the Barcelona City Council



In Barcelona we are very clear that this decade, which the world has begun in such a rough and distressed way, must be the 'decade of action for the 2030 Agenda'. To reach a development model that allows progress without destroying the planet, we need to move decisively towards the trans-

formation of energy, production and consumption systems.

Therefore, beyond the work of monitoring and evaluating the 2030 Agenda, during the year 2021 we have acted to stimulate and articulate collective action for the SDGs. We have launched the 2030 Agenda Round Table, which brings together the most relevant organizations of the city's business and community. We have built the Barcelona Sustainable Energy Mechanism, based on a locally unprecedented public-private investment model. We have promoted digital innovation in such critical issues as electric mobility or social inclusion. And we have also laid the foundations for the Barcelona Innovation Coast project, to increase the capacity of science made in Barcelona to generate innovations with impact and social value.

I understand the 2030 Agenda as the fight to guarantee the conditions of a decent life for humanity, in the current and the future generations. By aligning projects and joining efforts for its goals, Barcelona expresses local and global commitment: a better city in a sustainable world.

Miquel Rodríguez Planas
Agenda 2030 Commissioner of the Barcelona City Council



The reason and purpose of this report

Towards the end of 2020, Barcelona City Council presented the document “Barcelona 2030 Agenda. SDGs and key indicators”, which was at that time one of the first VLRs (reports on the 2030 Agenda for a city) published on a global level¹.

A VLR (Voluntary Local Review) is the city version of the Voluntary National Reviews, reports that the States periodically publish and present to the United Nations to account for their actions in achieving the SDGs (Sustainable Development Goals) of the 2030 Agenda. Its name tells us what the three key elements are:

1. A VLR is a Review, a concept that falls halfway between monitoring and evaluation, is based on determined objectives and offers data on the achievement of these objectives.
2. A VLR is Local, because its goal is the 2030 Agenda as it has been adapted or “localised” to a specific sub-state entity, such as a region or a city.
3. A VLR is Voluntary, because there is no formal legislation that makes it mandatory. In fact, the 2030 Agenda is based on this principle. In other words, it is not performed due to a legal obliga-

tion, but rather due to a moral and political commitment to a series of values and interests that it is assumed are shared by all humanity.

There are also three main reasons that have led Barcelona City Council to draw up this report. The first is to encourage the different parts of the municipal organisation to reflect on the relevance of the Sustainable Development Goals for their areas, promoting changes in the planning methods and providing accountability for the actions implemented. As we will see further on, in 2021 there was an explosion of strategies and sector-based plans with 2030 in mind.

The second reason is to provide evidence on the actual situation in Barcelona, through the use of indicators which could be useful in designing and reviewing collective actions. Here we refer to both policies that depend on the City Council, as well as those that are the responsibility of other administrations, such as initiatives for the common good that arise from civil society.

Another objective is also to encourage the participation of Barcelona in the global debate on sustainable development, in which cities play an increasingly significant role.

¹ See the specific repository of the United Nations (<https://sdgs.un.org/es/topics/voluntary-local-reviews>) and of the IGES Institute, a global leader in the subject (<https://www.iges.or.jp/en/projects/vlr>).

.....

Overall rating

.....

A period affected by the pandemic

The year 2020 marked the beginning of the “Decade for Action” in order to achieve the Sustainable Development Goals (SDGs) by 2030. This is a critical time to promote a shared vision of the future for humanity and accelerate the responses to the main challenges that face us. The “Decade for Action” began, but with an unprecedented global crisis caused by COVID-19. The latest SDG report published by the United Nations highlighted the extent to which the pandemic had caused stagnation and even a reversal of key targets such as reducing poverty and quality education². In many cases, the impacts of the pandemic have reflected, and even exacerbated, the already existing patterns of social inequality. The basic public services, especially the health systems, but also those for social protection and education, have suffered high levels of stress. Housing models, public space and mobility, especially in the cities, have also entered into crisis levels in one form or another.

The global balance presented by the report, albeit provisional (some indicators are from 2019), is that the world has avoided a catastrophe thanks to the resilience and responsiveness of societies and their institutions, but the damage is severe and will hamper the efforts to achieve the SDGs. Paradoxically, the crisis that we have been experiencing also reinforced the need to achieve these goals: because of their capacity to reduce the risk of a pandemic of this type occurring, and be able to provide an effective, equitable and sustainable response to its consequences.

In the case of Barcelona, the aggregate analysis of the meaning of the indicators of the Barcelona 2030 Agenda indicates that since the SDGs came into effect (2015), until the last year for which the value of the indicator is available³, 56% (100 of 178) are progressing favourably with regard to the targets established, 40% (71 of 178) are doing so negatively and 4% (7 of 178) have remained stable. Contrary to ex-

pectation, COVID-19 (according to the indicators updated in 2020) has had a practically neutral balance, as we will see below, whereby some social and economic indicators have worsened, others, particularly environmental ones, have improved in such a manner that the overall result is practically identical: 55.6% progressing favourably, 40% unfavourably and 4% remaining stable.

The analysis of the performance of the indicators for Barcelona, which we will detail in the following chapters, allows us to compare significant progress within the same SDG for certain targets compared to an evident reversal in others. For instance, if we use the key topic of health as an example, we have an indisputable impact of the virus on the physical and mental health of the population, but the decrease in transit caused by the measures to prevent contagion resulted (perhaps not during the first phase) in a very significant reduction in accidents and air contamination, which implies an improvement to health and well-being.

With the gradual recovery from the health emergency, taking advantage of the lulls between the successive waves of contagion, Barcelona has gradually recovered the poles of activity. The improvement to the overall economy is clearly reflected in all the activity indicators (trade, consumption, growth) towards the end of 2021. On 30 November there were 1,150,992 people registered with the Social Security as employed, an all-time high which is 2,000 more than at the end of 2019. Furthermore, permanent employment contracts are growing faster than temporary ones, and reaching or exceeding all-time highs in all sectors of the economy. At the end of 2021, there were 63,383 unemployed people, the lowest level since mid-2008. The year-on-year drop was 32.5%, higher than that recorded in Catalonia as a whole (25.8%) and Spain (20.1%). The existence of furlough schemes (ERTO, for its acronym in Catalan) has contributed to achieving these good results, but it is a situation that now only affects a small part of the labour force. Another positive aspect is that during the recovery phase permanent contracts grew much faster than temporary ones.

If we broaden the outlook, the 2020 report by the Barcelona Observatory shows that the city continues to be very well considered as an attractive

² See https://unstats.un.org/sdgs/report/2021/The-Sustainable-Development-Goals-Report-2021_Spanish.pdf

³ These may have been taken from any year between 2016 and 2020 (or even 2021 in the case of indicators deriving from these), although the majority are updated to 2019 or 2020. This may mean that the impact of the pandemic in many cases is still not detailed.



place for investment, and it is well positioned as a technological, scientific, cultural and creative hub and also in the area of international conventions and business schools. Its progression as a technological and digital enterprise pole has consolidated its position as the eighth technological city in Europe and fifth largest hub for start-ups on the continent⁴.

Despite the city's resilience and good prospects, the recovery could be slowed down by the increase in the price of energy and numerous raw materials, which has resulted in a loss of purchasing power for a large part of the population. Furthermore, there is still no end in sight to the pandemic, and the outbreak of the omicron variant of the virus in December 2021 together with the new restrictions on tourism and other services, has added additional uncertainty in the short term.

In short, the upheaval of the last two years has laid bare and added to some of the challenges that Barcelona must overcome if it wants to achieve the SDGs. The commitment to sectors such as digitalisation, new urban mobility, green and blue economy, health and science, sustainable food and the creative industries, offer a basis for a solid recovery on the post-pandemic horizon, based on a more sustainable development model.

Municipal involvement in the SDGs: strategy, management and resources

The pandemic has been a time for strategic reflection and planning. This is in addition to the change in the socio-economic scenario and the need to consider a solid strategy for applying for the European Next Generation funds. However, it has also been noted that there is a willingness to adapt the sectorial strategies towards the 2030 horizon, by incorporating this into the sustainability framework in a more systematic manner. The first strategy that was tackled in the reprogramming, during the

first quarter of 2020, was Inclusion and Reduction of Social Inequalities.

Between the end of 2020 and 2021 the following strategic plans were approved:

- ▶ Municipal strategy for combating loneliness 2020- 2030.
- ▶ Childhood plan 2021-2030. Challenges and actions to improve the lives and rights of children and adolescents in Barcelona.
- ▶ Barcelona Green Deal. An economic agenda for Barcelona 2030.
- ▶ Barcelona Cultural Agreement (although not included in the title, the reference is also 2030).
- ▶ Barcelona 2030 Strategy for the Social and Solidarity Economy: Reactivation and strengthening of an economy for life in the city.
- ▶ Barcelona 2030 Sustainable Food Strategy (in progress).
- ▶ 2030 Climate Emergency Action Plan (merger of the Climate Plan and the Climate Emergency Decree).
- ▶ 2030 Let's Change for the Climate Plan. Sustainable Culture Strategy for Barcelona (in progress).
- ▶ Barcelona Nature Plan 2021- 2030.

The new Zero Waste Plan for Barcelona 2021-2026, the second Plan for Gender Justice 2021-2025, the Plan for Drugs and Addictions 2021-2024 and the Strategy to Boost the Blue Economy must also be added as they are fully integrated with the SDGs.

⁴ See <http://hdl.handle.net/11703/121760>

With regard to the operational aspect of the municipal actions, the efforts of the departments have centred on ensuring the optimum functioning of all services and facilities, attending to the multiple needs generated by the new situation. They have worked on mitigating the immediate impact of the pandemic and to prevent the social and economic risks by establishing the basis for a solid recovery. To this end, they have reinforced certain programmes and services and created new ones. One positive aspect of this exceptional situation is that it has promoted social innovation and public policies. This report contains examples of municipal practices that contribute to achieving the SDGs.

In 2020 and 2021, there were also readjustments to the spending and a growth in the overall

budgetary efforts of the City Council. At the initiative of the Budgets and Tax Policy Directorate of the Tax and Budgets Department and with the support of the people responsible for around 400 budget programmes at the City Council, a tremendous effort has been made to account for the current spending and investment made in 2020 and that forecast for 2021, or in the case of investments, for the entire 2020-2023 period. Further information can be found in the programme⁵ reports.

This report includes an overview of global results and the breakdown of the results by SDG in each one of the sections below. With regard to the report for 2022, the analysis will be further refined, so that the SDG targets are aligned with the budgetary programmes.

How the current expenditure of the City Council is linked to the SDGs							
		Budget Executed 2020		Completed 2020 (COVID-19 response effect)		Budget Approved 2021	
1	No poverty	97.1	4.20%	117.9	5.10%	113.1	4.80%
2	Zero hunger	28.3	1.20%	28.4	1.20%	27.4	1.20%
3	Health and well-being	53.8	2.30%	56	2.40%	53.3	2.20%
4	Quality education (*)	232	10.00%	247	10.60%	246.3	10.40%
5	Gender equality	22	1.00%	22.8	1.00%	22	0.90%
6	Clean water and sanitation	25.5	1.10%	26.5	1.10%	25.5	1.10%
7	Affordable and clean energy	13.3	0.60%	12.7	0.50%	13.2	0.60%
8	Decent work and economic growth	99.8	4.30%	109.7	4.70%	91.4	3.80%
9	Industry, innovation and infrastructure	86.9	3.80%	85.6	3.70%	86.1	3.60%
10	Reduced inequalities	196.5	8.50%	217.9	9.30%	210.8	8.90%
11	Sustainable cities and communities	754.1	32.60%	752.2	32.30%	759.1	32.00%
12	Responsible consumption and production	74	3.20%	72.9	3.10%	74.1	3.10%
13	Climate action	53.5	2.30%	55.5	2.40%	53.7	2.30%
14	Life below water	0	0.00%	0	0.00%	0	0.00%
15	Life on land	26.2	1.10%	29.3	1.30%	25.1	1.10%
16	Peace, justice and strong institutions	403.3	17.50%	366.8	15.70%	416.5	17.50%
17	Partnerships for achieving the goals (**)	144.3	6.20%	130.6	5.60%	157.1	6.60%
TOTAL CURRENT EXPENDITURE		2,310.70	100%	2,332.00	100%	2,374.50	100%

(*) Includes Culture scope (**) Includes transfer to AMB

⁵ <https://ajuntament.barcelona.cat/pressupostos2021/ca/#arxiu>

How the forecast investment in the City Council's Municipal Investment Plan (MIP 2020-2023) is linked with the SDGs

		Executed 2020		Approved 2021 (excluding reserves)		Approved 2022 (excluding reserves)		Approved 2023 (excluding reserves)		Total MIP 20-23	
1	No poverty	2.5	0.80%	9.3	1.70%	9	2.20%	12	3.10%	32.8	2.00%
2	Zero hunger	1.6	0.50%	3.8	0.70%	0.4	0.10%	0.3	0.10%	6.1	0.37%
3	Health and well-being	3.4	1.10%	9.1	1.70%	6.3	1.60%	6.8	1.80%	25.6	1.56%
4	Quality education (*)	54.2	17.20%	66.9	12.50%	71.6	17.90%	54.4	14.10%	247.1	15.08%
5	Gender equality	0	0.00%	0.1	0.00%	2.5	0.60%	1.6	0.40%	4.2	0.26%
6	Clean water and sanitation	0.7	0.20%	2.5	0.50%	0.3	0.10%	0	0.00%	3.5	0.21%
7	Affordable and clean energy	2.3	0.70%	3.6	0.70%	1.3	0.30%	1.4	0.40%	8.6	0.52%
8	Decent work and economic growth	6.2	2.00%	8.3	1.60%	18.7	4.70%	17.6	4.60%	50.8	3.10%
9	Industry, innovation and infrastructure	91.4	28.90%	120.7	22.50%	92.5	23.10%	77.2	19.90%	381.8	23.30%
10	Reduced inequalities	10.6	3.30%	28.4	5.30%	22.4	5.60%	27.1	7.00%	88.5	5.40%
11	Sustainable cities and communities	101	32.10%	211.6	39.50%	112	28.00%	118.7	30.70%	543.7	33.18%
12	Responsible consumption and production	10.5	3.30%	15.3	2.90%	16.1	4.00%	17.2	4.50%	59.1	3.61%
13	Climate action	9.2	2.90%	14.6	2.70%	7	1.80%	15	3.90%	45.8	2.79%
14	Life below water	4.1	1.30%	3.8	0.70%	0.3	0.10%	0	0.00%	8.2	0.50%
15	Life on land	0.2	0.10%	0.9	0.20%	0.2	0.10%	1.8	0.50%	3.1	0.19%
16	Peace, justice and strong institutions	8.5	2.70%	16.1	3.00%	23.3	5.80%	21	5.40%	68.9	4.20%
17	Partnerships for achieving the goals (**)	8.9	2.80%	20.7	3.90%	15.8	3.90%	14.8	3.80%	60.2	3.67%
TOTAL INVESTMENT		316	100%	535.9	100%	400	100%	387.1	100%	1638.7	100.00%

(*) Includes culture scope (**) Includes transfer to AMB



.....

Barcelona Online 2030 Agenda

.....

Since September 2021, the key targets and indicators of the Barcelona 2030 Agenda have been accessible online, in an open format that allows the data to be viewed and downloaded. It is the first city in Spanish and one of the first in the world to make data available in this way. This has been achieved through the adaptation of an open source application that was specifically developed to make the 2030 Agenda indicators of States, regions and cities available to anyone with Internet access. The application is used by countries such as the USA, Germany and the United Kingdom, and by the cities leading the way in implementing the 2030 Agenda.

The application enables the incorporation of meta-data that help each of the indicators to be understood, as well as microdata that enable them to be verified and presented in other forms. The data can be viewed using a table or graph.

Other benefits offered by the application include the more frequent update of data and possibility of offering indicators broken down by significant variables, such as districts/neighbourhoods, gender, age, place of birth and level of income, provided that the database that feeds the indicator has this information.

The constant improvement in the generation, preparation and dissemination of data by Barcelona City Council, through the Municipal Data Office, contributes to a better monitoring of the 2030 Agenda. In this regard, the remodelling of the Barcelona Statistics Year Book and the launch of the Barcelona Data website are particularly worth noting, as they integrate new data resources and include very intuitive tools in order to analyse some of the most powerful databases.



SDG1

1 FIN DE LA POBREZA



End poverty in all of its forms, everywhere



Targets for Barcelona for 2030

- 1.1 Every Barcelona resident who becomes homeless will have a bed to sleep in and food on the table, and the number of homeless people will be significantly reduced
- 1.2 To greatly reduce the incidence of severe poverty, especially among younger people, while also ensuring that it does not disproportionately affect certain areas
- 1.3 By 2021, ensure that the Minimum Living Income is available to everyone who needs it
- 1.4 Ensure agile access to municipal social services
- 1.5 Reduce the exposure of the most vulnerable people to crisis and disaster situations, as well as increasing their resilience to deal with them
- 1.a Develop the international cooperation of cities in reducing poverty

Indicator status

SDG target	Indicator (code)	Indicator (definition)	Earliest available value (from 2015 onwards)	Last available value (until the end of 2020)	Year	Trend (since 2015)	Trend (from last year available)
1.1.	ODSBCN-111	Percentage of homeless people assisted	44.59%	43.35%	2019	↓	↓
1.1.	ODSBCN-112	Number of homeless people residing in Barcelona	2,799	3,684	2019	↑	↑
1.2.	ODSBCN-121	Severe material deprivation ratio	4.8	7.5	2019-2020	↑	↑
1.4.	ODSBCN-141	Days waiting for first appointment with municipal social services	31.3	15.4	2020	↓	↓
1.5.	ODSBCN-151	Number of support units made by the Barcelona Emergency and Social Emergency Centre (CUESB) and number of people assisted in social emergencies	28,348 (units performed); 2,080 (people assisted)	27,817 (units performed); 1,353 (people assisted)	2020	↓ ↓	↑ ↓
1.5.	ODSBCN-152	Number of community networks to tackle the COVID-19 social emergency	90	90	2021	*Earliest available data	*Earliest available data
1.a.	ODSBCN-1a1	Resources of the municipal Global Justice programme, allocated to the goal of reducing poverty	€374,720	€374,720	2019	*Earliest available data	*Earliest available data

Description of progress and municipal action by SDG

The main cornerstones of municipal action in the fight against poverty in all its forms include measures to tackle homelessness (target 1.1) and assistance for people without financial resources through the social services (target 1.4).

Before the pandemic, more than 1,000 people were sleeping rough on the streets in Barcelona, and more than 2,000 were housed in public or private residential resources. When the state of alert was declared, the City Council, in partnership with the city's social entities, set in motion a contingency plan to ensure the care for all these people and to guarantee their health in a high-risk, complex situation.

To this end, an extraordinary and provisional collective housing unit was created in the different areas of the Barcelona Trade Fair. Agreements were also reached with hotels in order to accommodate homeless people infected with COVID-19. Since then, work has continued to move all these people without homes to residencies and other housing resources. For example, the City Council has rented tourist apartments, empty due to lack of demand, in order to accommodate families that were in hostels or boarding houses and it is forecast that within a maximum of two years they will have a home provided by the Emergency Board.

The result was the creation of nearly 500 new emergency accommodation places, seeking a balance between the differentiation of spaces (prioritising privacy and safety) and optimising resources to create



as many places as would be necessary to respond to the health and social emergency. Despite the lack of up-to-date data, it seems that setting up these facilities has reduced the number of people sleeping on the street, but the number of people that need and ask for support in order not to end up in this situation continues to increase⁶.

This is reflected in one of the other elements highlighted in the analysis of this SDG, which is the significant increase in material deprivation, in line with that detected in Catalonia, Spain and other EU member States⁷. The serious social and economic impacts of the pandemic have required urgent and ambitious responses in order to ensure the social rights of the affected population, especially those in extremely vulnerable situations.

Food aid, access to housing, the care provided to the elderly and carers, as well as the eviction moratoriums have been among the most noteworthy social protection measures. In fact, 2020 was the all-time peak of activity of the social services (95,042 people attended) an increase of 11% compared to 2019. The response was agile and

forceful. The waiting time for a first appointment with social services fell from three weeks to just over two. In terms of budgetary effort, 20 million euros more than that originally budgeted was spent during 2020. The budget approved for 2021 consolidates the majority of this increase.

Another defining element of the municipal policy in the fight against poverty is the Children 0-16 Fund. In 2020, it was increased with an emergency fund which was able to help households that suddenly found themselves in a situation of poverty when the state of alarm was announced in March of that year. In 2021, 13.5 million euros was allocated and helped 25,000 children and 17,000 families.

Other significant measures for target 1.4 include the opening of a new Comprehensive Social and Community Care Centre in the area of La Marina and the increased efficiency of social services through the Social Support Virtual Office, the Single parent support platform and the benefits simulator.

A fundamental pillar for meeting the targets of SDG 1 will be the maintenance of a safety network

⁶ https://ajuntament.barcelona.cat/dretssocials/sites/default/files/revista/04_op_albert_sales_bcn26.pdf Sales, A. "Homelessness worsens with COVID-19. Emergency measures and future prospects", Revista Barcelona Societat [Barcelona Society Magazine], no. 26.

⁷ See <https://govern.cat/govern/docs/2021/07/15/08/14/98d9648e-8982-4b9a-a503-743fceda3bce.pdf> for the results for Catalonia and https://www.ine.es/prensa/ecv_2020.pdf for the results for the whole of Spain.

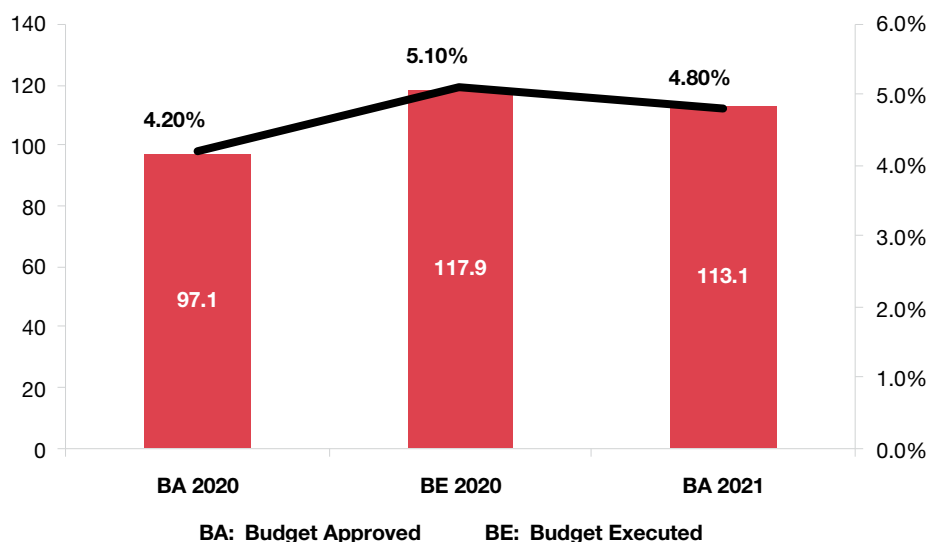
provided by social services, complemented and reinforced through social initiative, through entities already established or community networks that may arise to address emergency situations. During the lockdown period, 90 such networks were created, many of them focused on ensuring that the most vulnerable people had food.

The institutional response to the social-health crisis has also demonstrated the need to improve multilevel coordination in order to provide more

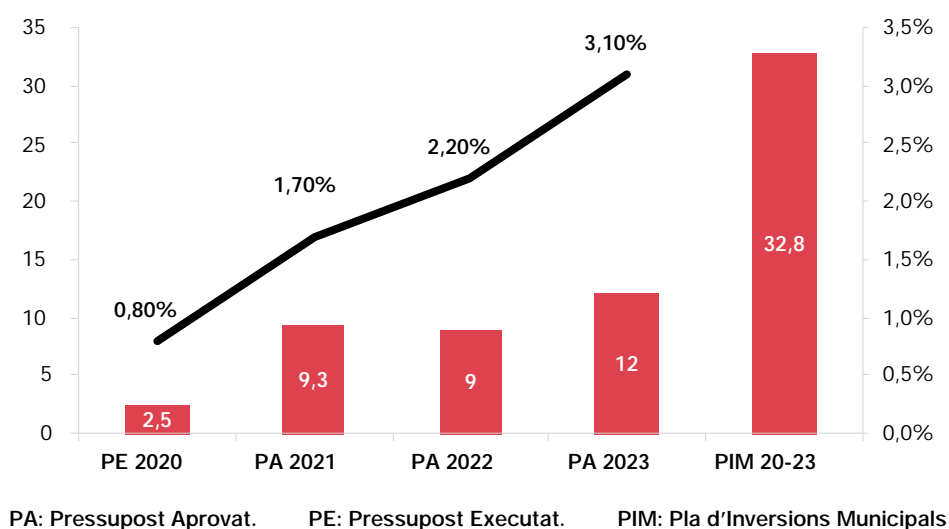
effective responses to social needs. One outstanding issue in the monitoring of this SDG is the generation of data regarding the number of citizens in a situation of poverty who are effectively attended to (in terms of coverage and sufficiency) by the state and regional social protection systems, and especially for income guarantees (Living Wage, target 1.3). Despite not being a policy within its remit, the City Council has the challenge of ensuring that these resources reach all the citizens in Barcelona that need them.

Budgetary effort

Current municipal expenditure on SDG 1
(amount in millions of euros and % of the total budget)



Inversió prevista al PIM 2020-2023 a l'ODS 1
(import en milions d'euros i % sobre el total del pressupost)



Featured good practice

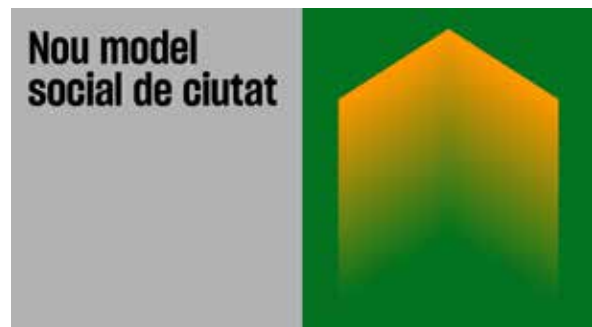
Social innovation: Transforming reality to improve the well-being of Barcelona's residents

Social innovation is a hallmark of Barcelona City Council and a key tool in reducing inequality and protecting the social rights of the population. Government Measure on Social Innovation 2021-2023: Transforming reality to improve the well-being of Barcelona's residents aims to improve this effort, particularly necessary due to the pandemic. The municipal strategy in social innovation pursues two major objectives: improve the responses to social problems and facilitate citizen access to the many possible social services, through the inclusion of digital tools and artificial intelligence. Therefore, a series of 37 innovative measures have been prioritised, implemented in three strategic blocks:

1. Basic rights and citizen empowerment; 2. New city social model: "Cuidem-nos en comunitat" [We look after ourselves as a community]; 3. Digital transformation.

The aim of the government measure is to achieve a more efficient and effective management model with public services of the highest quality, thus reducing administrative burdens and optimising the response time to citizens, and all following the principles of transparency and good governance.

Source: Government Measure on Social Innovation 2021-2023: Transforming reality to improve the well-being of Barcelona's residents, <https://ajuntament.barcelona.cat/dretssocials/sites/default/files/arxius-documents/mesura-govern-innovacio-social-2021.pdf>; <https://ajuntament.barcelona.cat/dretssocials/ca/innovacio-social>



SDG2

2 HAMBRE CERO



End hunger, achieve food security and improved nutrition, and promote sustainable agriculture



Targets for Barcelona for 2030

- 2.1 Ensure no one suffers hunger or malnutrition in Barcelona
- 2.2 Reduce the incidence of obesity by 20%, especially in children
- 2.3 Promote urban agriculture, showcasing its economic, ecological and social benefits
- 2.4 Promote resilient local, ecological agricultural production through the retail and wholesale commercial network and promote the adoption of the Planetary Health Diet
- 2.a Develop international city cooperation in the area of urban agriculture and nutrition

Indicator status

SDG target	Indicator (code)	Indicator (definition)	Earliest available value (from 2015 onwards)	Last available value (until the end of 2020)	Year	Trend (since 2015)	Trend (from last year available)
2.1.	ODSBCN-211	Prevalence rate for food deprivation (population that cannot afford a meal containing animal protein once every two days or the nutritional equivalent in vegetable protein)	1.80%	3.60%	2019-2020	↑	↑
2.2.	ODSBCN-221	Prevalence rate for obesity	13.5% (men) and 13.6% (women)	12.9% (men) and 15.7% (women)	Preliminary data for April 2021	↓↑	↓↑
2.4.	ODSBCN-244	Consumption of meat among the adult population (Kg/any, data for the whole of Catalonia)	48.5kg	51.9kg	2020	↑	↑
2.a.	ODSBCN-2a1	Resources of the municipal Global Justice programme, allocated to the goal of improving nutrition and agricultural production	€480,256	€215,000	2020	↓	↓

Description of progress and municipal action by SDG

The promotion of adequate and affordable food for everyone makes it necessary to promote inclusive and healthy food systems, which are environmentally sustainable and socially fair. The Strategy for Inclusion and Reducing Inequalities calls on us to guarantee basic needs in terms of making suitable and healthy food more accessible and affordable, as part of promoting the city's sustainable food policy.

The metropolitan statistics on living conditions for the integrated sample for 2019-2020, which includes the vast majority of the impacts from the first lockdown, shows a twofold increase in situations of food deprivation, reaching 3.6% of the population (target 2.1). It is for this reason that food aid multiplied sixfold in 2020 in order to tackle the increase in situations of need. Particular attention was paid to the situation of children, through specific aid for families with children, grants for school dinners or the use of the Barcelona Solidarity Card, which efficiently, and in a stigma-free way, channels the financial aid for food for families. The

service structure deployed in the Neighbourhood Plan was also used to ensure food reached the areas of greatest vulnerability (see SDG 10).

Other noteworthy initiatives of this target are the implementation of the Alimenta [Feed] project, which aims to integrate, from a citywide and participative management perspective, the efforts of all agents, both public and private, operating in the food supply chain. There is also the noticeable increase in the meal delivery service, where the number of people assisted over the course of two years increased from 1,761 in 2019 to 3,856, with the number of meals delivered to homes increasing from 586,789 to 929,204.

With regard to target 2.2, concerning healthy food, the early results of the health survey indicate a slight increase in obesity among women, whereas the figure has remained stable among men. The close relationship between eating habits and health make it particularly essential to tackle the problem of child and adolescent malnutrition. In Barcelona, it is calculated that some 10% of children aged 3-4 suffer from childhood obesity and



80% of teenagers eat processed foods more often than is recommended. Work is continuing to include data broken down by age groups in the report for 2022 to more accurately reflect this reality and to take action.

The other aspect of this SDG refers to transforming the food model to achieve food that is affordable, healthy and which respects the environment. It should be noted that the current model is responsible for between 21% and 37% of greenhouse gas emissions. In order to tackle the climate emergency, it is necessary to reduce the excessive consumption of animal protein and encourage production, marketing and consumption models that are more ecological, healthy and resilient (target 2.4), and locally sourced. Barcelona has put into motion several initiatives to support the marketing of local and ecological products, promoting a locally sourced economy, in partnership with the network of municipal markets and Mercabarna, which has created the Biomarket (see the section on good practices).

Another significant element was Barcelona's signing of the Good Food Cities declaration: Achieving a Planetary Health Diet for All, as well as the drive by the Barcelona Challenge for Good Food and Climate, a call to cities to transform the food system in such a way that it reduces its negative impacts on the climate. In this regard, Barcelona is in good place from which to start, with the majority of citizens already aware of the need to reduce the consumption of meat and ultra-processed food⁸. By referring to the data for Catalonia (data is not

available for Barcelona) we can see that the consumption of meat, which between 2018 and 2019 had been decreasing, rebounded during the first year the pandemic.

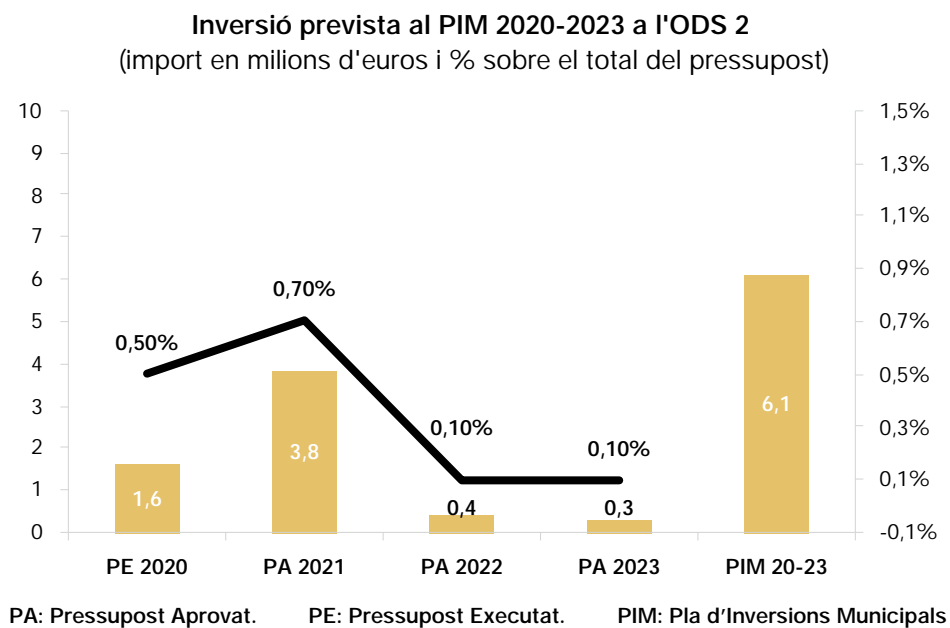
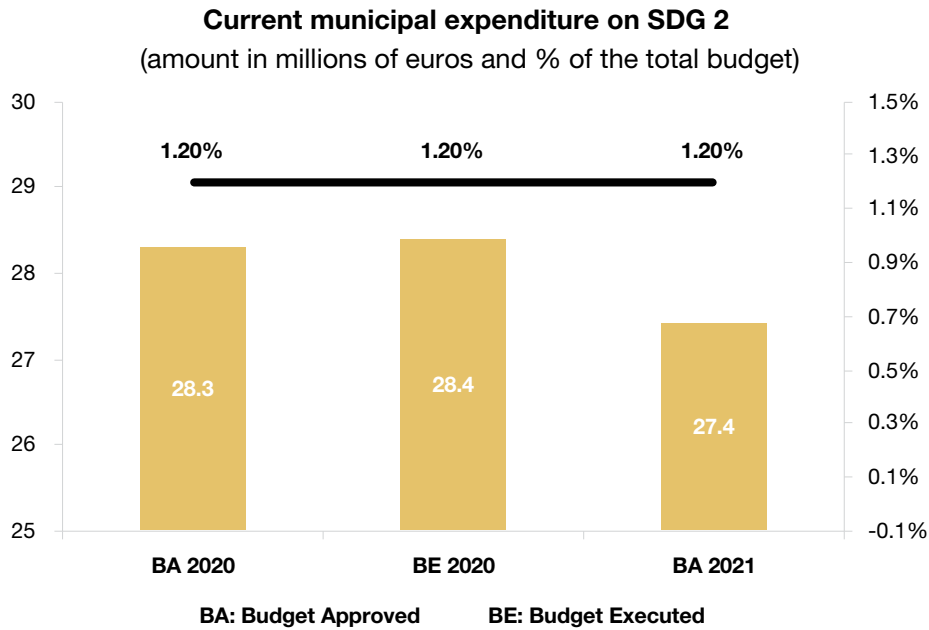
Agriculture also plays a significant role in the city (target 2.3), when considering all of the economic, ecological and social benefits that it brings. The promotion of Urban Allotments is contemplated in the Urban agricultural strategy 2019-2030 and is also included in the Nature Plan 2030. Initiatives such as "L'hort al terrat" [Rooftop allotment] and "Anem a l'hort" [Let's go to the allotment] are being developed within this framework with the aim of benefiting from the potential of allotments for socio-community development.

Ultimately, the pandemic represented an opportunity to reconsider the food, production and consumption models and pave the way for a paradigm shift. Barcelona has implemented initiatives that tackle the problem of healthy food from all angles: nutrition, consumption, production and marketing. The fact that Barcelona exercised its role as the World Capital of Sustainable Food 2021 with conviction and ambition has allowed the city to highlight all these projects and the role of cities as promoters of sustainable food systems.

Furthermore, the development of these projects is key to achieving targets 2.3 and 2.4. We hope that future editions of the report will be able to provide the corresponding indicators and conduct more adequate monitoring.

¹⁰ See: Environmental habits and values survey 2020 (<http://hdl.handle.net/11703/122361>)

Budgetary effort



Featured good practice

Barcelona, World Sustainable Food Capital 2021.

This is an initiative that aims to become a catalyst for pushing a food transition towards sustainability that strengthens local sustainable economies and improves people's health, as well as planetary health.

It seeks to raise awareness of the environmental and social impact of the supply chains that feed us and to help make the substantial inequalities that exist in accessing sustainable food in the city visible, highlighting the everyday interdependencies and the best way to address the future challenges. With this in mind, it will include the implementation of over 90 projects and policies promoting sustainable food and a programme that will extend from the start of the year to December.

Barcelona wants to make the most of this opportunity to greatly improve its citizens' everyday lives

in terms of sustainable food and to make significant progress towards four main goals:

- (1) Promote healthier and more sustainable diets, ensuring that everyone has access to them.
- (2) Generate more economic opportunities for local sectors, such as local shops, municipal markets and local producers and farmers, by boosting local and organic agricultural production.
- (3) Tackle the climate emergency in the city of Barcelona while facilitating an agroecological transition, by promoting urban agriculture and protecting peri-urban spaces.
- (4) Generate resilience against global risks and social inequalities.



Source: <https://alimentaciosostenible.barcelona/es>

Healthier and more sustainable school dinners programme (Barcelona Public Health Agency)

The Healthier and more sustainable school dinners project is jointly developed with the Barcelona Public Health Agency and Barcelona Education Consortium. With 42 of Barcelona's primary schools taking part, this project is aimed at making school dinners healthier and more sustainable to improve children's health, while also supporting local economies and combating the climate emergency. To achieve this goal, school menus are being transformed by increasing the consumption of fresh vegetables and vegetable protein, promoting the use of olive oil and reducing the consumption of animal protein. In addition, local and seasonal products are starting to be included.



Source: ASPB, <https://www.aspb.cat/documents/menjadors-escolars-sans-sostenibles/>

Creixem sans [Growing up healthy] programme: Prevention of childhood obesity in Barcelona

Having a healthy diet helps prevent malnutrition in all its forms and prevents some non-transmissible diseases. In recent years, the increased production of processed food, rapid urbanisation and changes in lifestyles have given rise to rather unhealthy food habits, especially among the child and adolescent population. The prevalence of childhood obesity in Barcelona is higher, especially in schools in the more socio-economically disadvantaged areas. Childhood obesity is associated with eating alone, in front of a screen and not eating at school, something that does not happen to the same extent among girls. Growing up healthy is an initiative from the Barcelona Public Health Agency to promote healthy food and nutrition, physical activity and balanced rest among year 4 children, aged 9 to 10. The

programme is implemented in the classroom by the schools' teachers, with other activities carried out in the family home. Growing up healthy is a project that systematically works to generate reflection and change in all contexts in which children develop. The Barcelona Public Health Agency's Community Health Teams provide continual assessment for the implementation of this programme.

Growing up healthy has recorded changes in food habits among children such as improvements in the consumption of water, meat, fruit and vegetables, as well as a decrease in the consumption of sweets. Favourable changes have also been observed among schoolchildren who did not used to practice extra curricular physical activities at the beginning of the programme and have now started to do so, and have also begun to comply with the recommendation of no more than two hours screen time.



Source: Barcelona Public Health Agency, <https://www.aspb.cat/documents/creixem-mes-sans/>

Barcelona Biomarket

Biomarket is the wholesale market for bioproducts in Barcelona, operated by Mercabarna. It is the first wholesale market for organic food in Spain, and also the first in Europe in terms of the number

of fruit and vegetable companies involved. They mainly sell fruit and vegetables, although there are also companies that sell bio multi-products (vegetables, drinks, dried fruit and nut, etc.). As a result, companies are able to gather in a single space and facilitate the distribution of these products to shops and restaurants. There are a total of 21 wholesaler and cooperative stalls specialising in ecological foods and a space for local producers on a rotation basis.



The aim of this market is to satisfy the growing demand for ecological food and to raise awareness of the city's commitment to a more fair, healthier and more sustainable food model, which will be specified in 2021, the year in which Barcelona will become the World Sustainable Food Capital.



Source: Mercabarna https://www.mercabarna.es/sec-tors-activitat/biomarket/es_index/

Green Commerce

The goal behind Green Commerce is to supply organic and local food throughout Barcelona, sold directly from producers, and at the same time, to bring extra value to municipal markets. It also works with retailers in markets so they can become promoters of this kind of sustainable food among city residents. It is a joint project between the Barcelona Municipal Institute of Markets (IMMB), the Barcelona City Council Social and Solidarity Economy and Food Policy Commissioner's Office, and the Barcelona Federation of Municipal Markets (FEMM), which groups together the city's market traders' associations.

The project aims to improve the already existing Green Markets programme, therefore, there will be a new iconography and stricter measures regarding the percentage that the market traders must have of these types of foods on their stalls, in order to receive the signage. Depending on the percentage of certain types of food, such as organic eggs and free-range chicken and fresh fish from markets, stalls may be regarded as "Green Commerce" or "Green Commerce Corner". Once the launch stage is over, these criteria will be verified externally to ensure they are properly applied.



Source: Barcelona City Council
<https://ajuntament.barcelona.cat/mercats/ca/content/comerc-verd>

Local Agri-food Exchange Centre (CIAP) – Terra Pagesa

This is a commercial and logistics centre that facilitates the distribution of local products between farmers to small shops and municipal markets. This new facility will facilitate commercial connection through an online platform, thus avoiding the need for the producers to be on site, (an unrecoverable cost in many cases), and also generates logistical and transport facilities for user producers.

One of the most important elements of the CIAP is product traceability. For this reason, innovative methods will be used, such as thermal printing for labelling or QR codes with information about the producer and the product.

In short, the CIAP – Terra Pagesa will enable farmers to have a space for selling organic, local and seasonal foods without intermediaries, aimed mainly at small shops and stallholders in municipal markets allowing them to sell these food products at affordable prices. It is now in its pilot stage and is expected to be installed in Mercabarna Biomarket spaces.



Source: Barcelona City Council
https://ajuntament.barcelona.cat/gracia/ca/noticia/el-projecte-terra-pagesa-acosta-els-ali-ments-de-proximitat-a-la-ciutat_1125302

“Rooftop allotment” project

There are now eight urban allotments managed by people with disabilities in the city. The rooftop of Palau Foronda now has a new allotment with a capacity to plant 440 fruits, vegetables and herbs, and is looked after by the users of the entities for people with disabilities from the Barcelona Psychotherapy Centre (CPB) and Centre Condal. The initiative allows the unused rooftops of municipal buildings to be used with the aim of improving the physical, social and emotional health of people with disabilities. The “Rooftop allotment”, promoted by the Municipal Institute for People with Disabilities (IMPD), began in spring 2016 and currently has eight urban allotments on the unused rooftops of various municipal buildings. This encourages the social inclusion of people with disabilities and promotes their autonomy and learning within the



scope of horticulture through looking after the allotments.

The people looking after the allotments have physical or intellectual disabilities or a mental health disorder and have the technical support of the company Groot Hydroponics, who are showing them how to plant, cultivate and harvest the vegetables. Any surplus produce is distributed among social kitchens and food banks close to the allotment. In this case, the fruit and vegetables are taken to the NGO *De Veí a Veí* in the Sant Antoni neighbourhood and to the Barcelonactua Foundation, two entities that provide support to local residents who are in a situation of vulnerability. With regard to the environmental aspect, there is continuous support for more ecological and environmentally sustainable models, such as the hydroponic allotments using grow bags, drip irrigation and ferti irrigation systems, which reduce water use by around 90%.



Source: Barcelona City Council, https://ajuntament.barcelona.cat/benestaranimal/es/noticia/conoce-el-proyecto-el-huerto-en-el-terrazo_537064


“Let’s go to the allotment”: a community view of the social services in the area

The social agriculture initiatives have been shown to have a great deal of potential when it comes to promoting both environmental sustainability and citizens’ connection to the social fabric of the area. The team at the Guinardó Social Services Centre started up the “Let’s go to the allotment” project in March, with the aim of including around 10 users from the centre in the neighbourhood urban allotment activity. At present, these people are learning to work the land for self-consumption and make connections with the local community.

The participants in the project learn to work the land for self-consumption and participate in a community space based on social empowerment

and equal relations between people. Furthermore, they improve their diet and social skills and regain their enthusiasm by getting involved in their local community. It is a varied group with regard to age, gender and nationality, who for different reasons are experiencing times of difficulty and have come to the centre looking for new resources. This is the case of Joel, who explains his story in this video.

“Let’s go to the allotment” forms part of the community vision of the work carried out by Barcelona’s social services in the area. The aim is to promote the autonomy and well-being of the people, as well as reinforcing social and care networks in the area.



Source: Barcelona City Council, https://ajuntament.barcelona.cat/serveissocials/ca/noticia/anem-a-lhort-una-mirada-comunitaria-dels-serveis-socials-al-territori_1086196



Ensure healthy lives and promote well-being for all at all ages

Targets for Barcelona for 2030

- 3.1 A maternal mortality rate that is very close to zero
- 3.2 End preventable deaths of newborns and children under 5 years of age
- 3.3 Reduce the effects of infectious diseases by half
- 3.4 Reduce premature mortality by one third and the prevalence of psychological pathologies by half and take a more active role in promoting health
- 3.5 Reduce the harmful use of alcohol and cannabis, especially among young people
- 3.6 Drastically reduce the number of deaths and injuries from road traffic accidents
- 3.7 Halve the teenage pregnancy rate, while also narrowing the differences between districts
- 3.8 Halve the number of people who do not have access to healthcare assistance or treatment due to economic reasons
- 3.9 drastically reduce the number of deaths caused by excessive pollution
- 3.a. Significantly reduce the habit of smoking
- 3.b. and 3c. Develop international city co-operation in the area of global health research and the improvement of Public Health instruments and Healthcare Systems
- 3.d. Provide Barcelona with a specific emergency plan to tackle pandemic situations

Indicator status

SDG target	Indicator (code)	Indicator (definition)	Earliest available value (from 2015 onwards)	Last available value (until the end of 2020)	Year	Trend (since 2015)	Trend (from last year available)
3.1.	ODSBCN-311	Barcelona's maternal mortality rate per 1,000 births	0.5	0.0	2018	↑	↑
3.2.	ODSBCN-321	Premature mortality rate in children under the age of 5 per 100,000 children	44.7	44.3	2018	↓	↑
3.2.	ODSBCN-322	Mortality rate for newborn children (babies less than 28 days old), for every 1,000 live births	1.2	1.4	2018	↑	=
3.3.	ODSBCN-331	Aggregated incidence due to COVID-19 (per 100,000 inhabitants)	Incidence per 100,000 inhabitants (men: 2,185; women: 2,305; total:2,248)	Incidence per 100,000 inhabitants (men: 7,665; women: 7,343; total:7,481)	From 21/12/2020 to 30/09/2021	↑	↑
3.3.	ODSBCN-332	HIV incidence (per 100,000 inhabitants)	65.3(men); 4.5(women)	30.3(men); 3.3(women)	2019	↓	↓
3.3.	ODSBCN-333	Tuberculosis incidence rate (per 100,000 inhabitants)	23.7(men); 12.2(women)	24.1(men); 12.9(women)	2019	↑	↑
3.3.	ODSBCN-334	Gonorrhoea incidence rate (per 100,000 inhabitants)	273.0(men) 39.8(women)	350.5(men) 54.5(women)	2019	↑	↑
3.4.	ODSBCN-341	Premature mortality rate	3,155.8 (men); 1,694.7 (women)	2,841.5(men); 1,499.6(women)	2018	↓	↓
3.4.	ODSBCN-342	Prevalence of poor mental health or risk of psychological suffering (above three points on the General Health Questionnaire, GHQ-12)	16.5% (men) 19.9% (women)	23.3% (men) 35.8% (women)	Preliminary data April 2021	↑	↑
3.4.	ODSBCN-343	Percentage of adult population that practice sports	74.4%	74.4%	2017	*Earliest available data	*Earliest available data

SDG target	Indicator (code)	Indicator (definition)	Earliest available value (from 2015 onwards)	Last available value (until the end of 2020)	Year	Trend (since 2015)	Trend (from last year available)
3.5.	ODSBCN-351	Prevalence of harmful alcohol consumption among adults	6.5%	9.0%	Preliminary data April 2021	↑	↑
3.5.	ODSBCN-352	Prevalence of harmful cannabis consumption among adults	5.7%	20.0%	Preliminary data April 2021	↑	↑
3.5.	ODSBCN-353	Prevalence of harmful alcohol consumption among people aged 15 to 24	13.4%	28.1%	Preliminary data April 2021	↑	↑
3.5.	ODSBCN-354	Prevalence of harmful cannabis consumption among adolescents	6.0% (boys), 3.6% (girls)	5.2% (boys), 3.7% (girls)	Provisional data for 2021	↓ ↑	↓ ↑
3.6.	ODSBCN-361	Annual number of people killed in traffic accidents	27	14	2020	↓	↓
3.6.	ODSBCN-362	Annual number of people seriously injured in traffic accidents	199	141	2020	↓	↓
3.7.	ODSBCN-371	Pregnancy rate in women aged between 15 and 19	19.07	15.44	2019	↓	↓
3.7.	ODSBCN-372	The differential in the pregnancy rate for women aged 15 to 19 between the district with the highest rate and the district with the lowest rate	21.3	20.53	2019	↓	↓
3.8.	ODSBCN-381	Composite indicator of the percentage of the population older than 15 years old who, in spite of needing it, do not have access to the following healthcare treatments due to economic reasons: dental care, mental health care and/or medication with medical prescription	9.7% (men) 13.5% (women)	9.7% (men) 13.5% (women)	2019	*Earliest available data	*Earliest available data

SDG target	Indicator (code)	Indicator (definition)	Earliest available value (from 2015 onwards)	Last available value (until the end of 2020)	Year	Trend (since 2015)	Trend (from last year available)
3.9.	ODSBCN-391	Annual number of deaths attributed to excessive atmospheric pollution (above the WHO threshold* for both NO2 and PM2.5)	999	1,000	2019	*Earliest available data	*Earliest available data
3.a.	ODSBCN-3a1	The number of people over the age of 15 who smoke every day compared to the total population in this age group.	23.7% (men) 16.5% (women)	22.9% (men) 15.2% (women)	Preliminary data April 2021	↓ ↓	↓ ↓
3.b.	ODSBCN-3b1	Resources of the municipal Global Justice programme, allocated to the objective of improving public health and health systems	€1,199,749.00	€1,305,969.05	2020	↑	↑
3.d.	ODSBCN-3d1	Approval of the Metropolitan Emergency Plan for Pandemic Situations		covered within the framework of the AMB	2021	✓	✓

Description of progress and municipal action by SDG

Good health is essential to live a secure, dignified life. The 2030 Agenda details this aspiration in SDG 3, aimed at ensuring a healthy life and promoting the well-being of all people.

Since March 2020, public health has been highly conditioned by the evolution of the pandemic caused by the COVID-19 virus. Up to 10 January 2022, there had been 311,321 cases of this disease detected in Barcelona. There have been five waves of infection, each one with different characteristics, with the sixth occurring during the winter of 2021-2022, referred to as the omicron variant, which is much more contagious but apparently a lot less dangerous than the previous ones.

The pandemic has been a severe setback to progress in several of these SDG targets, due to its direct impact on the mortality and morbidity rates (with chronic consequences for health deriving from the disease) and its multiple indirect impacts. The stress generated on the health system itself has resulted in less care for other pathologies

and health risks. Restrictions to mobility and community activities have had an effect on practising sport and have led to a greater degree of isolation; which at the same time has deteriorated the mental health indicators, reflected in a growing prevalence of disorders such as anxiety and depression.

Barcelona City Council, with functions focused in the area of public health and exercised through the Public Health Agency, has created a new COVID Surveillance Service which, combined with the efforts of the Epidemiology Service, resulted in the hiring of 30 people to carry out surveys of COVID-19 cases and the hundreds of contacts.

Generally speaking, the evaluation of the progress on SDG 3 adapted targets should be taken with a degree of caution, bearing in mind that many of the indicators available are from the year prior to the pandemic. We have observed that cases of newborn and maternal deaths have remained fairly stable, at extremely low levels, in teenage pregnancies. With regard to sexual and reproductive health, the indicators of target 3.7 (Reduction of teenage pregnancies), have improved significantly.



Turning to target 3.3, referring to common infectious diseases, a significant fall in the incidence of HIV has been recorded, cases of tuberculosis have levelled off and there has been an increase in gonorrhoea. The Tuberculosis Control and Prevention Programme was able to ensure the treatment as well as the testing and monitoring of contacts. One improvement would be to implement a real-time monitoring system of the incidence of these infectious diseases, in coordination with the different agencies in the region.

With regard to target 3.4, the feared impact of the pandemic on mental health has been clearly verified by the data from the most recent surveys. The perception of poor mental health has increased very clearly, especially among women. With a view to tackling this, the Barcelona Public Health Agency rolled out a Mental Health Action Plan in mid-2020 to tackle the psychological suffering caused by COVID-19.

It was given an exceptional provision of 1.5 million euros in 2020, and increased by an additional 1.5 million euros in 2021. The Plan has 24 actions and focuses on the four groups in greatest need of specific support during a pandemic: children and teenagers, overburdened carers, the elderly and people with mental health problems. In accordance with the Barcelona Mental Health Plan 2016-2022, district mental health boards have been created, as well as the online CABAS emotional platform,

which contains online resources and activities to improve the mental and emotional health of citizens.

The most significant initiatives in this area are:

- ▶ The launch of a suicide prevention hotline, the first by a large administration in Spain. It offers care and support to people with suicidal thoughts or behaviour, and those who have lost a loved one through suicide.
- ▶ The “Vostè com està?” [How are you?] initiative comprises phone calls to people over the age of 70 offering emotional support to those not connected to any municipal service.
- ▶ The reinforcement and extension of the Konsulta’m [Ask me] Network of Services, whereby personnel attached to the children and young people’s mental health centres are able to spontaneously attend to teenagers, young people and their families in spaces for young people (Network of 21 Aquí T’Escoltem [Here we listen to you] points);
- ▶ The pilot programme for emotional support groups within the neighbourhoods’ Socio-economic Response Networks (XARSE).

Pla d'Acció sobre Drogues i Addiccions de Barcelona 2021-24



- ▶ The Grief Support Groups in partnership with the city's Library Network.
- ▶ The Mental Health project for Migrants.

Another key element for promoting physical and mental health is sport. During the toughest lockdown, the “BCN es mou dins de casa” [BCN moves at home] campaign was launched and the face-to-face physical activity programmes were guaranteed afterwards. In order to safeguard and regenerate the city's sporting system, 5 million euros in extraordinary aid for families, clubs and sporting entities and 11 million euros for the economic rebalancing of the municipal sports facilities were approved.

Turning to addictions, we observed a decrease in smoking habits (3.a). In contrast, the consumption of alcohol and drugs at risk levels seems to have increased, except for cannabis among boys (target 3.5). At the end of November, during the Full Meeting of the City Council, the new Action Plan for Drugs and Addictions in Barcelona (2021-2024) was unanimously approved⁹, placing the focus of prevention on the younger population. At the same time, innovative measures have been implemented to reduce addictions. The most noteworthy is that through a special urban plan, Barcelona has become the first Spanish city to prevent the opening of new gambling premises.

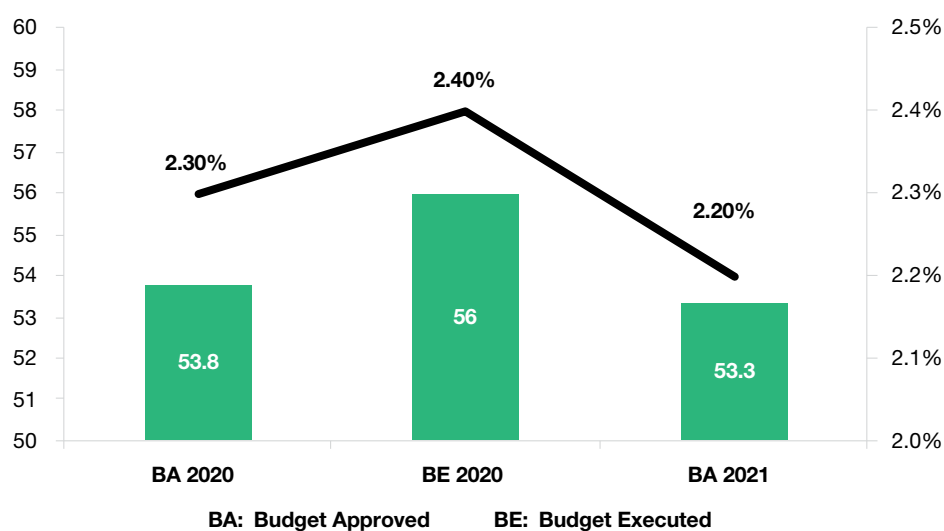
With regard to target 3.6, in 2020 there was a significant decrease in the number of people injured in road traffic accidents, essentially due to the reduction in motorised mobility. One of the priorities of the City Council is to prevent road traffic accidents and to protect the most vulnerable users of the public roads. The risk points in the city have been analysed to apply corrective measures and to promote changes of a structural nature, such as “Barcelona, ciutat 30” [Barcelona, a 30 km/h city], which reduces the mortality rate of pedestrians involved in road traffic accidents from 45% to 5%. It is expected that by the end of 2021, the roads with a speed limit of 30 km/h will total 212 km, 75% of the total road network.

With regard to health services, Barcelona is progressively moving towards a truly universal healthcare system (target 3.8). The improvement of the primary healthcare facilities (with agreements for the location of four new primary care centres: Fort Pienc, Gòtic, Besòs and Congrés-Els Indians) and the cutting-edge hospitals, as well as the consolidation of new municipal services (such as dental care), represent an improvement in the coverage and quality of the services. However, the limitations in terms of competencies and budgets, as well as the difficulties in processing and managing resources, pose significant challenges on the way to achieving SDG 3.

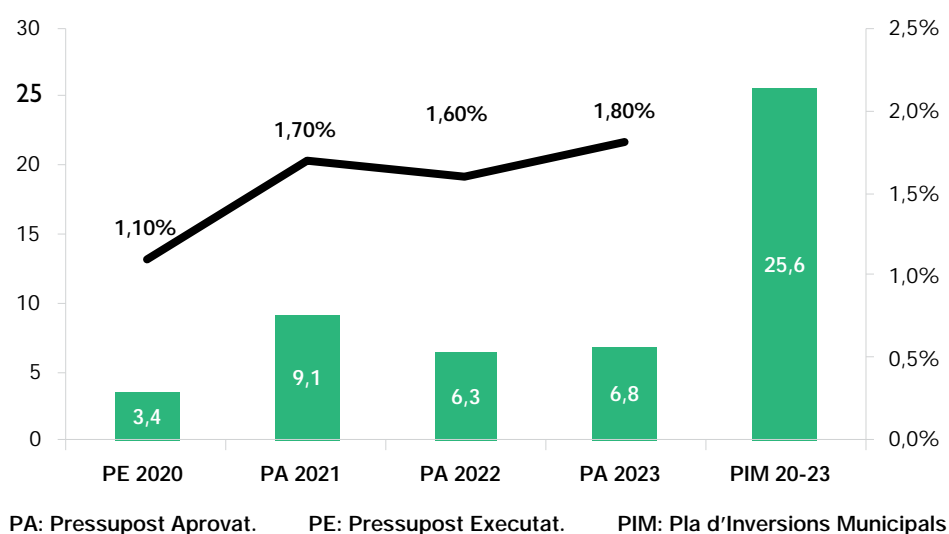
¹¹ <https://www.aspb.cat/noticies/pla-drogues-addiccions-bcn>

Budgetary effort

Current municipal expenditure on SDG 3
(amount in millions of euros and % of the total budget)



Inversió prevista al PIM 2020-2023 a l'ODS 3
(import en milions d'euros i % sobre el total del pressupost)



Featured good practice



Municipal dental service for vulnerable people

A significant portion of the city's population struggles to afford dental care. Barcelona City Council considers that dental health is a basic need and is working towards equality in the population's access to dental services. It has implemented a free dental service for people in vulnerable situations referred by Barcelona's social services who fall below a specified financial threshold and have a diagnosed need for dental treatment. The free service includes, fillings, cleaning and deep cleaning, prosthesis, root canals and is carried out in municipal buildings. To date, there have been more than 21,600 visits to more than 2,600 people.

The City Council has also implemented other initiatives to improve access to dentists for the whole population:

- ▶ A more affordable dental operator for all citizens with below market prices.
- ▶ The funding of two dental visits with entities from the third sector for children at social risk, the homeless and people with mental health problems or addictions.

- ▶ An agreement so that dental clinics affiliated with the Dental Care Centre Business Association (AECAD) offer social tariffs to different groups.

Some dental treatments are being progressively added to the portfolio of services provided by CatSalut in accordance with the provisions set forth in Law 12/2020 of 13 October on dental care, approved by the Catalan Parliament, governing the dental care activities associated with the Catalan comprehensive public health system.



Source: Barcelona City Council, <https://ajuntament.barcelona.cat/sanitalisalat/ca/canal/dentista-persones-vulnerables>



Ensure inclusive and equitable quality education and promote lifelong learning opportunities for all

Targets for Barcelona for 2030

- 4.1 Practically all students successfully complete compulsory education and with a suitable level of skills
- 4.2 Increase schooling in the 1-3 age group (more than 60% in nursery [age 1-2] and more than 80% in nursery [aged 2-3]), ensuring that this increase focuses especially on the children of families with a low socio-economic level
- 4.3 More than 60% of young adults with higher qualifications
- 4.4 Four out of every five young people will have completed some type of post-compulsory training
- 4.5 Everyone will have the same educational opportunities
- 4.6 Most of Barcelona's population will be able to express themselves in three languages: Catalan, Spanish and English
- 4.7 Educational and awareness-raising action on sustainable development and human rights will be available at all education centres
 - 4.a. All children with learning difficulties will have access to a specialised resource or centre to foster their early development
 - 4.b. Develop international cooperation in the area of education

Indicator status

SDG target	Indicator (code)	Indicator (definition)	Earliest available value (from 2015 onwards)	Last available value (until the end of 2020)	Year	Trend (since 2015)	Trend (from last year available)
4.1.	ODSBCN-411	Achievement rate for the five basic skill tests undertaken in the 4th year of compulsory secondary education [ESO]	90.2% (Catalan); 91.5% (Spanish); 89.4% (English); 88.0% (Mathematics); 85.9% (Science and technology)	89.1% (Catalan); 89.1% (Spanish); 86.2% (English); 81.7% (Mathematics) 86.7% (Science and technology)	YEAR 2020-2021	↓ ↓ ↓ ↓ ↑	↓ ↓ ↓ ↑
4.1.	ODSBCN-412	ESO graduation rate broken down by district, the percentage difference between the best and worst performing districts for graduation rate	20.1%	22.6%	YEAR 2018-2019	↑	↑
4.2.	ODSBCN-421	School attendance rate for one-year-old children	48.4%	50.9%	YEAR 2019-2020	↑	↑
4.2.	ODSBCN-422	School attendance rate for two-year-old children	65.6%	69.5%	YEAR 2019-2020	↑	↑
4.2.	ODSBCN-423	The differential in the school attendance rate for two-year-old children between the districts with the highest and lowest rates	48.5%	59.8%	YEAR 2019-2020	↑	↑
4.3.	ODSBCN-431	Proportion of people between the ages of 30 and 34 who have a higher-education qualification (university or advanced vocational qualification)	47.7%	53.8%	2020	↑	↑
4.4	ODSBCN-441	Proportion of people between the ages of 20 and 24 who have at least a higher secondary school (Batxillerat) or Intermediate Vocational qualification	60.3%	61.3%	2020	↑	↓

SDG target	Indicator (code)	Indicator (definition)	Earliest available value (from 2015 onwards)	Last available value (until the end of 2020)	Year	Trend (since 2015)	Trend (from last year available)
4.6.	ODSBCN-461	Proportion of people over the age of 17 who consider that they can speak a) Catalan, b) Spanish, c) English	77.0% (Catalan), 100.0% (Spanish) and 44.0% (English)	75.3% (Catalan), 99.9% (Spanish) and 56.6% (English)	2021	↓ ↓ ↑	↓ ↓ ↓
4.7.	ODSBCN-471	Proportion of education centres that are members of the More Sustainable Schools network (including, nursery, infant, primary, compulsory-secondary (ESO), vocational training, special, higher-secondary and adult schools).	35.60%	52.10%	2020	↑ ↑	↑ ↑
4.7.	ODSBCN-472	Proportion of children who state they know their rights, as established in the Children's Rights Convention, at the end of their primary education (6th year)	54.0%	54.0%	2017	*Earliest available data	*Earliest available data
4.7.	ODSBCN-473	The number of Education for Global Justice projects that promote critical education and foster peace, human rights, sustainability and gender equality	58	55	2020	↓ ↓	↓ ↓
4.b.	ODSBCN-4b1	Resources of the municipal Global Justice programme, allocated to the objective of improving education	€947,841	2,019,151.20 €	2020	↑ ↑	↑ ↑

Description of progress and municipal action by SDG

The closure of schools as an emergency measure due to the situation caused by COVID-19 has generated unprecedented challenges for education systems. The pandemic, which took students by surprise halfway through the academic year, has affected their education, in many cases resulting in a decrease in their performance or, in extreme cases, causing them to abandon their studies. One of the most significant aspects of the halt in face-to-face activity at education centres as a result of the pandemic has been the creation of a context that

highlights the profound inequalities in terms of access, processes and educational results.

In the case of the city of Barcelona, the progress in the SDG 4 targets have been highly conditioned by COVID-19. The lockdown meant the temporary closure of all education centres, therefore the right to education depended, to a large extent, on access to IT devices and digital connectivity. It is calculated that 27% of minors were unable to follow their studies remotely during the lockdown. In nearly half of the cases, the reason for this was that the school was unable to provide an adequate online educational offer.

The indicators for target 4.1 reflect a negative impact on the results and on equal educational opportunities. Furthermore, the results of basic skills tests worsened in three of the four subjects examined. The “educational divide” (compulsory secondary education graduation rate) between the districts with the best and worst results also increased.

To tackle these unexpected difficulties without losing sight of promoting equal educational opportunities (target 4.5), a new municipal programme was created in which tablets and laptops were provided to students of vulnerable families. This measure was able to provide confined students a total of 2,300 tablets, the loan of which was arranged by the Barcelona Education Consortium. This is complemented with the FADes pilot project, which offers mentoring, support and digital advice to families with school-age children.

The Plan against segregation (see highlighted good practice) was launched in order to provide a more structural focus during the 2019-2020 academic year. This is linked to the increase in resources for inclusive education in the city by the Generalitat’s Department for Education, with 41 new appointments (12 in public schools and 29 in state-assisted private schools) in Intensive Support for Inclusive Schooling (SIEI) to support students with special educational needs. The team of social educators at the Municipal Institute of Social Services (IMSS) has also been consolidated in the education centres (schools, sixth form schools and further education) with the most complex needs, increasing from 28 to 41 social educators.

Part of the COVID-19 funds have been assigned to promote cultural outings for schools and sixth form colleges in the most disadvantaged areas to visit theatres and museums during the second and third term of the 20-21 school year. The Menjallibres [Bookworm] project has been redefined as an educational reinforcement programme in the areas of reading comprehension and oral expression in the schools in the Neighbourhood Plan.

With regard to universal schooling (target 4.2), Barcelona has opted to focus on the 0 to 3 years stage for this target, mainly through nursery schools, taking into account their key role in educating young children. The network of municipal nursery schools (EBM) in Barcelona is one of the largest in Europe. With the inclusion of the EBMs Germanetes and Els Gats for the 2021-2022 school year, this brings the total number of EBM to 103 with places for 8,525 babies and young children. One of the great challenges for the coming years is to continue ex-

panding the municipal offer. The number of social educators in EBMs has also been increased from one to five educators covering 10 EBMs from a previous total of two. Furthermore, work is underway to integrate five nursery schools currently managed by the Government of Catalonia into the municipal network, as well as some private schools. Another significant factor is the expansion of the municipal network of childcare spaces for families (EFCM). This has increased from 16 to 20 schools and provides services to 1,200 children.

As for the preschool phase (3-6 years) the Barcelona Public Health Agency has launched the 1, 2, 3, Emotion Programme for emotional education for children, with activities in the classroom, in the school setting outside the classroom and within the framework of the families. 56 schools and 3,200 children participate. At the same time, the position of emotional manager has been consolidated in the education centres. This figure now provides a full time service in 34 schools.

The percentage of the population with university studies continues to grow, reaching almost 54% among younger generations (target 4.3). Further education (target 4.4) is also growing, but at a more moderate rate, and last year stood at just over 60%. In order to reach the desired 80% strategic target for this level of education, investment is needed to ensure a better quality, more inclusive and more affordable offer.

The pandemic has raised awareness of the need to increase the number of available teaching places, in order to guarantee better safety conditions. The response has been to make facilities such as libraries, civic centres, museums, community centres and sporting facilities available to education centres. With the Programa Connexions [Connections Programme], the aim is to ensure that these circumstantial uses, generated by an extraordinary event, lead to stable alliances between the education centres and facilities. In fact, the links between education and culture have been promoted through a variety of programmes. Subsequently, the municipal music schools and the creation factories have had more interaction with the education centres in their local area within the framework of the Neighbourhood Plan. The En Residència [In Residence] programme, which connects creators, students and school teachers, has been expanded from 20 to 26 secondary schools.

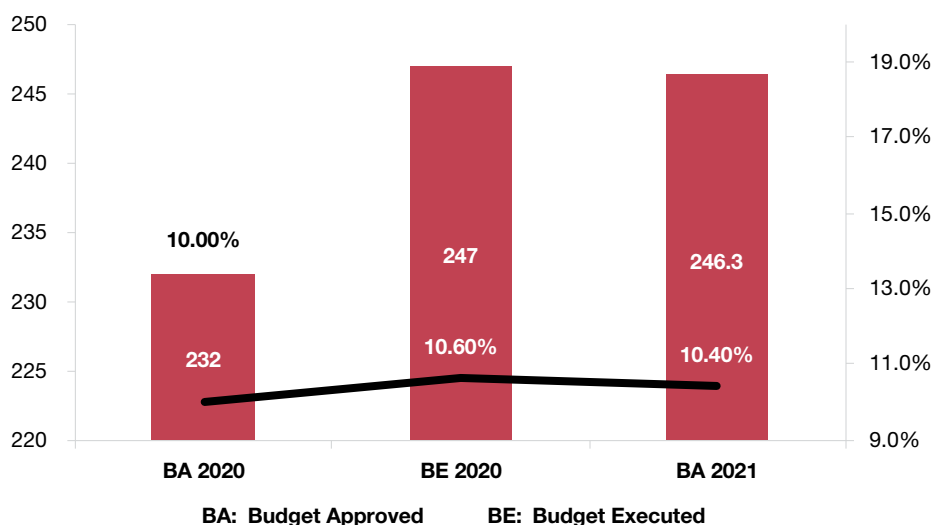
With regard to transmitting values and commitment to society (target 4.7), there has been a con-

siderable increase in the number of centres in the more sustainable schools network, to the extent that it now includes more than 50% of all schools. Another of the driving forces behind this progress has been the Barcelona Education for Global Justice Strategy, approved in April 2019 which has

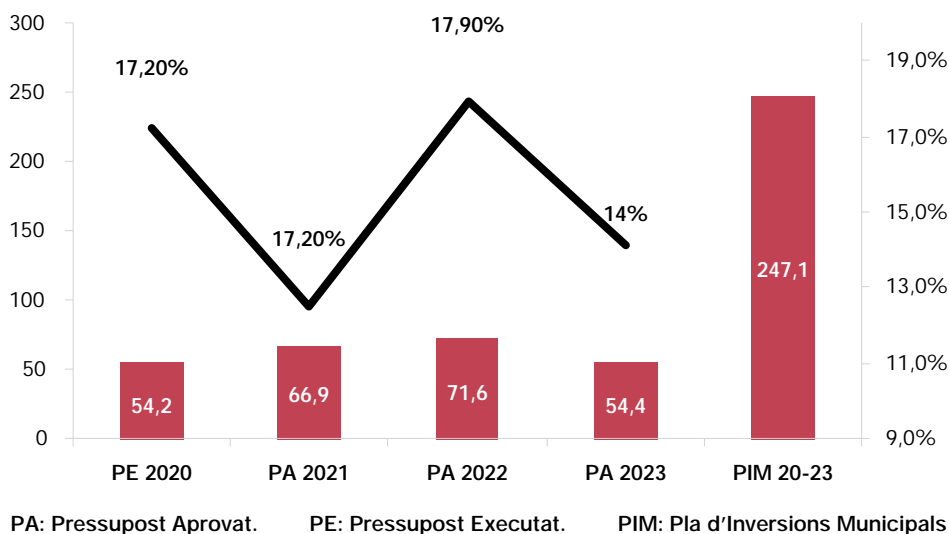
resulted in an increase in the number and quality of actions implemented in the city concerning education and raising awareness of human rights, gender justice, climate change, global inequalities and the coherence of economic, social and cultural policies.

Budgetary effort

Current municipal expenditure on SDG 4
(amount in millions of euros and % of the total budget)



Inversió prevista al PIM 2020-2023 a l'ODS 4
(import en milions d'euros i % sobre el total del pressupost)



Featured good practice



New comprehensive plan for young children, with more nursery schools and more family spaces

The new plan envisages an investment of 24.9 million euros and goes beyond the services offered by the nursery schools because, in addition to education, they also provide support for the more vulnerable families. The aim is to move forward with the construction of a more educational, feminist and fair city, that fights against inequalities from the very first years of life. The challenge assumed by the city is to continue expanding the municipal offer of these types of centres. Therefore, over the next four years the municipal network will be expanded by 13 new facilities in the areas where the lack of places is greater. This means that by 2024, the municipal network will have a minimum of 115 centres offering a total of 9,500 school places.

The objective of the plan is to double the actual number of family spaces, a service that favours the creation of community networks for child-rearing tasks. At present, there are 17 family spaces which provide services to nearly 700 children. In order to double the offer and to have a local municipal family space for parents and children in half the city's neighbourhoods that will provide a service to 1500 children and their families, three new family spaces will be opened linked to the new municipal nursery schools in Roger, Pere Calafell and Teixonera. Furthermore, there are plans to set up 13 new family spaces in local facilities within the framework of the Neighbourhood Plan.



Everyday dynamics mean that nursery schools have become small social hubs for families. In some cases, these initially spontaneous spaces for socialising have become more established and have created community support networks and places to gather after 5 o'clock in the afternoon. A variety of experiences have arisen from these such as markets for exchanging toys, books, clothes or programmes such as the "Patis en família" [Family playgrounds]. The municipal aim is to use nursery schools as places to promote community initiatives that are more open to the neighbourhood so they also reach families with children aged 0 to 3 outside of the school and for the centres to be thought of as homes for young children.



Source: https://www.barcelona.cat/infobarcelona/ca/tema/educacio-i-estudis/nou-pla-integral-per-a-la-petita-infancia-amb-mes-escoles-bressol-i-mes-espais-familiars_1056362.html

Action plan against school segregation, for equal opportunities and educational success

The Barcelona Education Consortium, formed by the Government of Catalonia and Barcelona City Council, launched an action plan against segregation during the 2019-2020 academic year, which includes measures to ensure equal opportunities and educational success. The plan includes the pre-allocation of P3 (age 3-4 years) nursery places and ESO [Compulsory Secondary Education] to all students in a situation of social vulnerability and support for their families during enrolment. The plan seeks a balanced distribution of the enrolments within the educational network and a better balance in the enrolment of more vulnerable students among state and state-assisted education centres.

The collaboration with social services will help identify students in a situation of vulnerability. The families are informed of the pre-allocation of a spe-

cific centre so that they may validate the proposal according to their preferences when finalising the enrolment. The criteria for a balanced distribution of vulnerable students throughout the education network include siblings attending the same school, a maximum distance of 500 m from home to school, ratification by the tutor in the case of ESO and the final decision of the families. The Plan aims to establish a less bureaucratic system, in which vulnerable students have a reserved place; exemption from paying school fees, in both state and private centres, free school dinner service, extracurricular activities and summer activities, and the place guaranteed in open centres.

Since the programme began to be applied in P3, the distribution between state centres and state-assisted centres has gone from 73%-27% respectively for the 2019-20 academic year to 63%-37% respectively for the 2020-21 academic year. In the case of ESO year one students, this has changed from 64%-36% to 57%-43%.



Source: Barcelona City Council

https://ajuntament.barcelona.cat/dretssocials/ca/noticia/el-curs-2019-2020-tindra-un-pla-contr-la-segregacio-escolar_778760

Prometheus Programme: university access support

One of the main indicators of inequality is the difficulty in accessing and remaining in university for young people from the most disadvantaged neighbourhoods in the cities. Since the 2016-2017 academic year, there has been a programme to encourage young people from the Raval neighbourhood to increase their possibilities of entering university, based on their abilities, possibilities and desires, overcoming stigmas, prejudice and obstacles linked to their place of origin and social status. Prometheus, part of the Barcelona Neighbourhood Plan, offers free university degrees through awards and salary-grants, and provides support and tutoring to students to prevent them from dropping out. The programme is a joint venture between the local government and education administration, private initiative, state secondary education centres in the neighbourhood and universities.

In El Raval, in the last year, Prometheus became a reality for more than 40 young people from El Raval, 27 girls and 13 boys from a variety of origins (Bengali, Moroccan, Philippine, Argentinian, Pakistani, Romanian and Chinese) in addition to those of local nationality, of which 95% graduated. The programme is also currently being implemented in the neighbourhoods of Besòs i el Maresme, la Verneda i La Pau, Torre Baró, Ciutat Meridiana and Vallbona.



Source: Barcelona City Council

<https://www.pladebarris.barcelona/en/plans-de-barri/94/concrecio-del-pla/2016>



Achieve gender equality and empower all women and girls



Targets for Barcelona for 2030

- 5.1** End all forms of discrimination and reduce the impact on equality
- 5.2** Eliminate gender violence in Barcelona
- 5.3** Develop programmes to combat the human trafficking and sexual exploitation of women and girls, and against gender violence in countries receiving Official Development Assistance
- 5.4** Achieve shared responsibility in housework and care work, both within families and between families, companies and public administration
- 5.5** Break the glass ceiling for women in Barcelona, achieving parity in political, economic and social representation and leadership
- 5.6** Considered to be part of target 3.7. (SDG for Health and Well-Being)
- 5.a.** Considered to be part of targets 5.1. and 8.5 (gender wage gap)
- 5.b.** Achieve gender equality in the use of ICTs
- 5.c.** Implement and update the regulations and plans for gender equality in the City Council

Indicator status

SDG target	Indicator (code)	Indicator (definition)	Earliest available value (from 2015 onwards)	Last available value (until the end of 2020)	Year	Trend (since 2015)	Trend (from last year available)
5.2.	ODSBCN-521	The percentage of women over the age of 16 who have suffered a situation of gender violence (excluding comments, sexual gestures and exhibitionism) within the last year	13.8%	13.8%	2016	*Earliest available data	*Earliest available data
5.2.	ODSBCN-522	Number of women murdered, victims of gender violence in the Judicial District of Barcelona, (including Barcelona, Badalona, Sant Adrià del Besòs and Santa Coloma de Gramanet)	7	7	2020	=	↑
5.3.	ODSBCN-531	Family units assisted by the Municipal Unit Against Human Trafficking (UTEH), victims of sexual exploitation and human trafficking for reasons of sexual exploitation	109	277	2020	↓	↓
5.3.	ODSBCN-532	Resources of the municipal Global Justice programme allocated to combating gender violence in countries receiving ODA	€605,871	€1,943,859	2020	↑	↑
5.3.	ODSBCN-533	Specialist personnel in member cities involved in specialist exchange programmes concerning the fight against gender violence	8	8	2019	*Earliest available data	*Earliest available data
5.4.	ODSBCN-541	The percentage of people who look after a dependent person without any support	8.0%	8.0%	2016-2017	*Earliest available data	*Earliest available data
5.4.	ODSBCN-543	Gender gap in housework	45.3%	48.8%	2020	↓	↓
5.4.	ODSBCN-545	The number of companies and organisations that are members of the NUST (New Social Uses of Time) network	126	126	2020	*Earliest available data	*Earliest available data

SDG target	Indicator (code)	Indicator (definition)	Earliest available value (from 2015 onwards)	Last available value (until the end of 2020)	Year	Trend (since 2015)	Trend (from last year available)
5.5.	ODSBCN-551	Proportion of women on the Full Council of Barcelona City Council	48.80%	46.34%	2021*	During the desired interval (40/60)	During the desired interval (40/60)
5.5.	ODSBCN-552	Proportion of women in Barcelona City Council government and manager's office positions	51.40%	44.23%	2021*	During the desired interval (40/60)	During the desired interval (40/60)
5.5.	ODSBCN-553	Proportion of public cultural facilities (municipal or assisted) run by women	66.0%	66.0%	2021*	*Earliest available data	*Earliest available data
5.5.	ODSBCN-554	Proportion of women in decision-making posts in companies (Catalonia)	24.2%	24.2%	2018	*Earliest available data	*Earliest available data
5.c.	ODSBCN-5c1	Degree of implementation of the successive plans for gender justice	-	Plan 2021-2025 is in final preparation phase	2021	✓	✓

Description of progress and municipal action by SDG

The pandemic has had a differential and very significant impact on women, with inequality worsening and an increase in cases of violence (target 5.2). During the lockdown, providing assistance to women who are victims of violence has been a challenge for the City Council's social services, due to the difficulty in detecting cases. In general terms, the outpatient and inpatient care provided has been rated positively in spite the periods of collapse due to the waves of the pandemic. In spite of this, challenges are still identified where it is necessary to concentrate efforts to improve care: 1. Increase the number of places in shelters for single parent families, 2. Decrease the amount of time at long-term shelters in order to access autonomy and independent living programmes for family units who have been victims of gender violence and 3. Improve the interrelationship between professionals to prevent revictimisation. Subsequently, the size of Barcelona makes it necessary to decentralise this care service.

A potential source of gender violence is homelessness, a phenomena that is less widespread but particularly difficult among women. Over the last year, in addition to creating the specific centre for women, through 'La Llabor', with accommodation for 59 people, the gender perspective has been introduced into the care and support services for the homeless.

Eliminating all forms of violence against women is imperative for Barcelona City Council. Giving visibility to the problem and having the necessary data allows the extent of the problem to be known and for suitable solutions to be planned. To do so, some variables of interest have been identified:

- ▶ Number of single family households with one or more members attended to by the support, recovery and shelter services due to gender violence in the anti-human trafficking unit, especially for sexual exploitation.
- ▶ The assisted women are provided with the mobile telephone assistance device for gender violence (ATENPRO).

- ▶ Specialised legal advice and legal representation for women victims of violence and for those who have suffered any type of trafficking for sexual exploitation, forced labour, organ removal, forced marriage or begging.
- ▶ Number of supplementary actions with other professionals attending to the victims.

Some goals identified under target 5.2 are associated with the need to share an IT platform for detecting the victims of human trafficking with specialised entities and the different security bodies and forces; as well as the need to assist the growing number of women who find themselves in

an irregular situation. For this point, it would also be useful to develop a new tool to detect potential victims of sexual exploitation (target 5.3).

But to eliminate gender violence, it is necessary to achieve structural changes within society. Therefore, to promote a plural, positive and diverse perspective of masculinities, the PLURAL Masculinities Centre has been created, a place that also houses the new Men's Support Service to promote non-violent relationships (SAH).

With regard to the gender gap in care and domestic work (target 5.4), evidence suggests that the problem worsened during 2020. The City Council promotes the replacement of the current model, in which care for dependants is typically provided by





women, in many cases on their own, with a shared care model as part of a local network.

In order to move forward with this model, innovations such as the care superblocks have been launched. This consists of forming a team of between 10 and 15 workers in order to provide Home Care Services (SAD for its acronym in Catalan) to around 60 or 70 people in the same area (or superblock) of the city. The proximity and bond with the community improve both the quality of the care received as well as the working conditions of the people providing it. The new contract for the SADs, provided with a 49% bigger budget and effective as of 1 January 2021, envisages a minimum of 60 care superblocks being launched within the next few years. Based on the same logic and as a complement to this, the Vila Veïna project has been launched. This takes the shape of a community network for each area (of between 10,000 and 30,000 inhabitants) for carrying out actions that improve the situation of both caregivers and those with care needs, particularly young children and the elderly. In October 2021, the project was rolled out in four areas of the city and will be extended over the course

of 2022 to a further 12, thus reaching all districts. The long-term objective is to provide coverage to the entire city, implementing around 115 actions. Also to be considered is “Barcelona Cuida” [Barcelona Cares], a space created to inform, guide and advise professionals, families and dependent persons on the care-related resources available to them.

“Concilia” [Reconcile] is a municipal childcare service offered free of charge and outside school hours, designed for single parent families and/or those with no community network and/or victims of gender violence. It has a budget of 630,000 euros to cover 900 children and offer 11,500 childcare sessions.

Inequality continues to be a widespread problem in our society and particularly affects women and children (target 5.1). Barcelona has different measures in place to tackle this problem, which has increased due to the impact of the pandemic on women and also other more vulnerable groups. Barcelona has implemented a gender contingency plan and has incorporated a gender perspective in all its participatory



spaces in the city. After consulting the main actors it adopted a government measure for the feminist economy, centred on expanding the municipal mechanisms to defend the working rights of women, especially in the more feminised and precarious sectors, such as domestic and care work, cleaning, textile industry, public assistance, social action, and the beauty and well-being sector.

Of particular note is the Gender Justice Plan 2021-2025, which is currently being drafted and which carries on from the Gender Justice Plan 2016-2020 (target 5.c).

The entry into force of Royal Decree 901/2020 obliging companies to register their equality plans will enable much more detailed analysis of the impact and the monitoring of the situation of women in the business and productive network (target 5.5). These are tools that promote transparency and it is hoped that in addition to helping to reduce inequalities, they will help to monitor the situation by providing relevant infor-

mation. An example is the Third Plan for Equality between men and women 2020-2023, the objective of which is to increase the presence of women in more male-dominated sectors (police force and fire service).

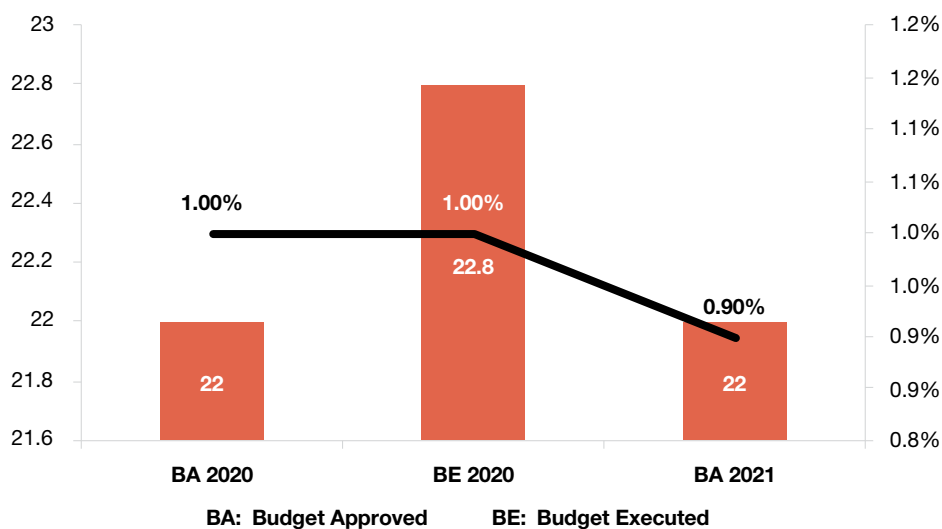
As regards promoting equality in access to and use of technology (target 5.b), of particular note is the government measure Barcelona Fem Tech [Barcelona Does Tech], a strategy for gender equity in the ICT sector (2021-2023) and the Technovation Girls programmes, dedicated to promoting STEAM (science, technology, engineering and mathematics) vocations among girls.

Still outstanding for this SDG is establishing sources of information for some important indicators such as the SDGBCN-511, Gender Equality Index 0-100. The participation in the CHANGE network¹⁰, formed by big cities around the world, includes a working group on gender equality indicators that may be useful to complete this task.

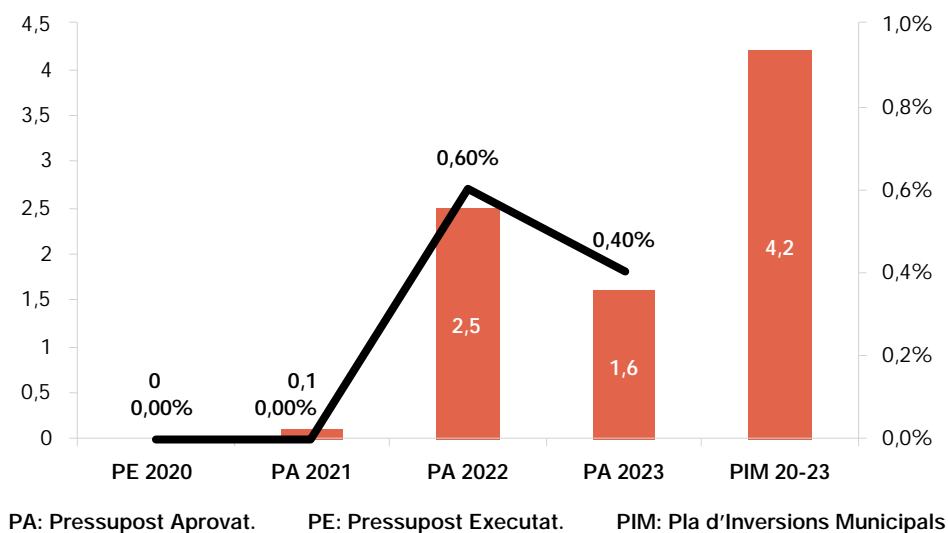
¹² City Hub and Network for Gender Equity (<https://citieschange.org/>)

Budgetary effort

Current municipal expenditure on SDG 5
(amount in millions of euros and % of the total budget)



Inversió prevista al PIM 2020-2023 a l'ODS 5
(import en milions d'euros i % sobre el total del pressupost)



Featured good practice

Inter-institutional Committee Against Human Trafficking and the implementation of the tool for detecting Victims of Sexual Exploitation

New tool for improving the detection of victims of trafficking and sexual exploitation developed by Barcelona City Council through a participatory process with the consensus of social actors.

Source: Barcelona City Council, https://www.barcelona.cat/infobarcelona/ca/nova-eina-per-millorar-la-deteccio-de-victimes-de-traffic-dessers-humans_1062618.html


The tool will provide professionals from different fields with access to more and better resources to detect these cases, and will provide victims with direct access to the protection and support service offered by the city. Based on a form which contains 31 indicators and 122 measurement elements, the risk of the person being sexually exploited is assessed, and they also identify if there is a risk to their physical and mental integrity.

Gender Justice Plan 2021-2025

The new strategy will be the result of a participatory process to continue building a feminist, open and free city. Through a participatory process, ideas and proposals have been collected from city residents, particularly from women and LGTBI people. It should be noted that the previous Gender Justice Plan 2016-2020 was a key tool in en-

abling 471 actions to be implemented to promote equality and gender equity and to combat inequality and discrimination, this being 80.6% of the 585 planned actions. Since the plan was launched, the budget for fighting gender inequality has doubled: in 2020, it reached nearly 650 million euros and 92% of the municipal legislation includes the gender perspective, 42% more than 2016.

Source: Barcelona City Council, https://www.barcelona.cat/infobarcelona/es/tema/feminismos-mujer/participad-en-el-diseno-del-nuevo-plan-por-la-justicia-de-genero-2021-2025_1072178.html



Advisory service for equality and time management

Service provided by the Directorate for Gender Services and Time Policies in partnership with Barcelona Activa to facilitate the implementation of these types of measures within companies in the city.



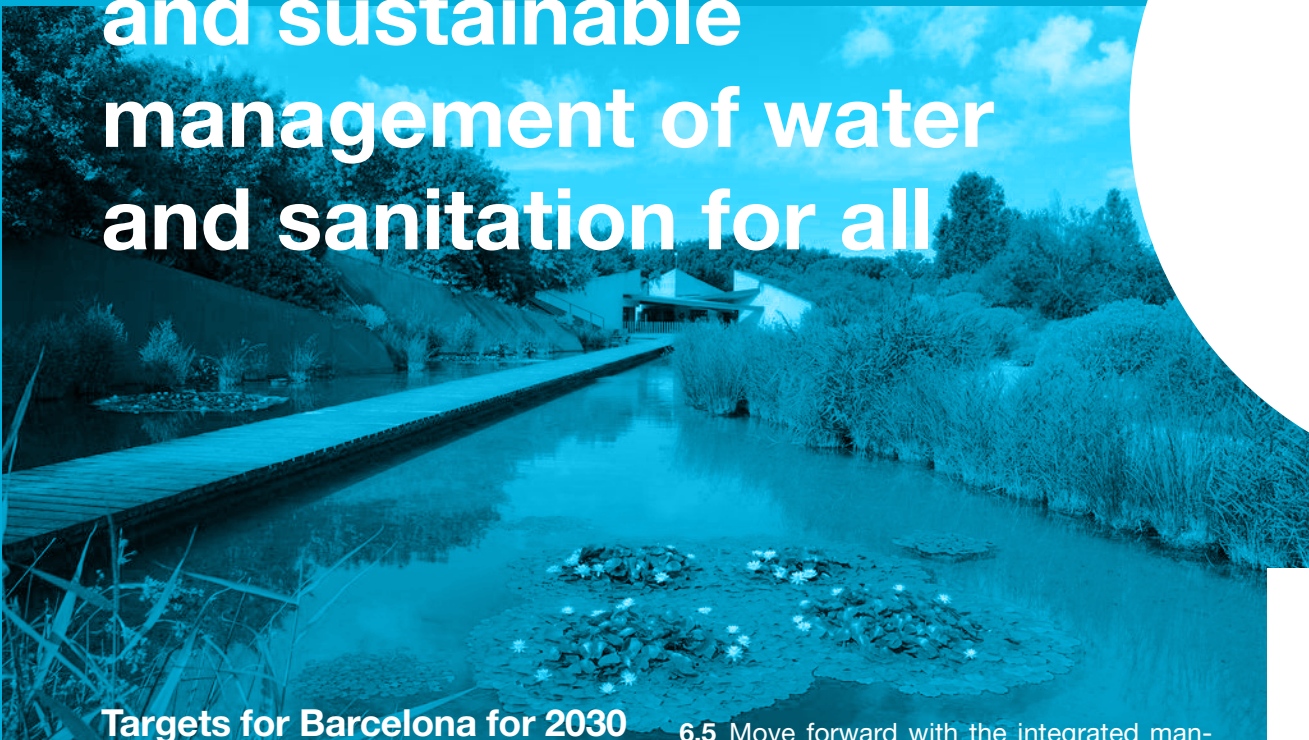
Source: <https://empreses.barcelonactiva.cat/es/web/es/servei-d-assessorament-per-la-igualtat>

SDG6

6 AGUA LIMPIA
Y SANEAMIENTO



Ensure availability and sustainable management of water and sanitation for all



Targets for Barcelona for 2030

- 6.1 Reduce the burden of the water bill on family budgets
- 6.2 Ensure that everyone has access to housing with suitable conditions of sanitation and hygiene
- 6.3 Expand the sustainable urban drainage systems and the use of groundwater
- 6.4 Achieve sustainable domestic water consumption, through water efficiency and saving measures
- 6.5 Move forward with the integrated management of water resources
- 6.6 Ensure the protection and environmental quality of water ecosystems
- 6.a. Develop international city cooperation in programmes relating to water and sanitation
- 6.b. Increase citizen participation in water and sanitation management

Indicator status

SDG target	Indicator (code)	Indicator (definition)	Earliest available value (from 2015 onwards)	Last available value (until the end of 2020)	Year	Trend (since 2015)	Trend (from last year available)
6.1.	ODSBCN-611	Index of the economic effort needed to pay the water bill	107.7	107.3	2020	↓	↑
6.2.	ODSBCN-621	Number of illegal settlements in Barcelona	Settlements:72; People living in settlements: 143	Settlements:75; People living in settlements: 428	2020	↑ ↑	↑ ↓
6.3.	ODSBCN-631	Increase the operational surface area of sustainable urban drainage systems (in m2)	49,854	50,936	2020	↑	↑
6.3.	ODSBCN-632	Mains water consumed by municipal services (in million m3)	5.61	4.99	2020	↓	↓
6.3.	ODSBCN-633	Use of regenerated water in the Marina neighbourhood (in m3)	0	0	2020	=	=
6.3.	ODSBCN-634	Greywater used (in m3)	800	628	2020	↓	↓
6.3.	ODSBCN-635	Rainwater used on roofs (in m3)	1,000	1,000	2020	=	=
6.3.	ODSBCN-636	Renovation of the sewer network (in ml)	3,435	4,386	2020	↑	↑
6.3.	ODSBCN-637	Rate of renovation of the sewerage system	0.21%	0.27%	2020	↑	↑
6.3.	ODSBCN-638	Average age of the sewer system (in years)	63.37	65.22	2020	↑	↑
6.3.	ODSBCN-639	Estimated volume of water filtered into the subsoil, subsurface water masses (hm3)	10.79	11.50	2020	↑	↑
6.4.	ODSBCN-641	Domestic water consumption measured in litres per inhabitant per day	105.5	110.4	2020	↑	↑
6.4.	ODSBCN-642	Urban water consumption measured in litres per inhabitant per day	159.2	150.1	2020	↑	↑
6.5.	ODSBCN-651	Participation of partners in research projects that work towards the integrated management of water resources.	4	9	2020	↑	↑

SDG target	Indicator (code)	Indicator (definition)	Earliest available value (from 2015 onwards)	Last available value (until the end of 2020)	Year	Trend (since 2015)	Trend (from last year available)
6.6.	ODSBCN-652	Support and collaboration in research projects that work towards the integrated management of water resources.	8	33	2020	↑	↑
6.6.	ODSBCN-661	Forecast percentage of the time when the water of Barcelona's beaches will not comply with microbiological quality requirements during the bathing season	2.71%	7.83%	2020	↓	↑
6.6.	ODSBCN-662	Environmental damage due to overflow on the beaches	€14,635,616.0	€54,384,312.0	2020	↑	↑
6.6.	ODSBCN-663	Annual volume of subsurface water extracted for municipal use (m3)	1,453,446.0	1,194,991.0	2020	↓	↓
6.6.	ODSBCN-664	Percentage of conductivity analyses with values >2000µS/cm	7.69%	10.68%	2020	↑	↑
6.a	ODSBCN-6a1	Resources of the municipal Global Justice programme, allocated to improving water supplies and sanitation	€398,922	€199,749.61	2020	↓	↓
6.a	ODSBCN-6a2	Specialist personnel in member cities involved in specialist exchange programmes concerning water-cycle management	4	4	2019	*Earliest available data	*Earliest available data

Description of progress and municipal action by SDG

Access to potable water is a basic service and a right that must be guaranteed, therefore it must be accessible to all families (target 6.1). Furthermore, it is essential to have adequate sanitation systems in homes (target 6.2) to ensure access to decent housing and the well-being of citizens. Although this target has very high attainment levels, there are still people who live in illegal settlements (400 in December 2020) that do not fulfil the minimum habitability conditions and who, have been par-

ticularly affected by the pandemic. The interventions to resolve this problem need to be found in SDG 1 (social services) and 11 (access to housing).

Having an adequate sanitation system at an urban level is also a priority for the City Council in its effort to make a sustainable and rational use of the city's water resources (target 6.3). Barcelona is committed to expanding its Sustainable Urban Drainage Systems (SUDS), now scheduled in successive phases through the Barcelona Comprehensive Drainage Master Plan (PDISBA). Through its implementation, the aim is to reduce the vol-



ume of contaminated water generated during torrential rainfall episodes by 50%. Furthermore, through the Barcelona Technical plan for Harnessing Alternative Water Resources (PLARHAB), it is expected to generate growing savings in the use of conventional water resources (treated water).

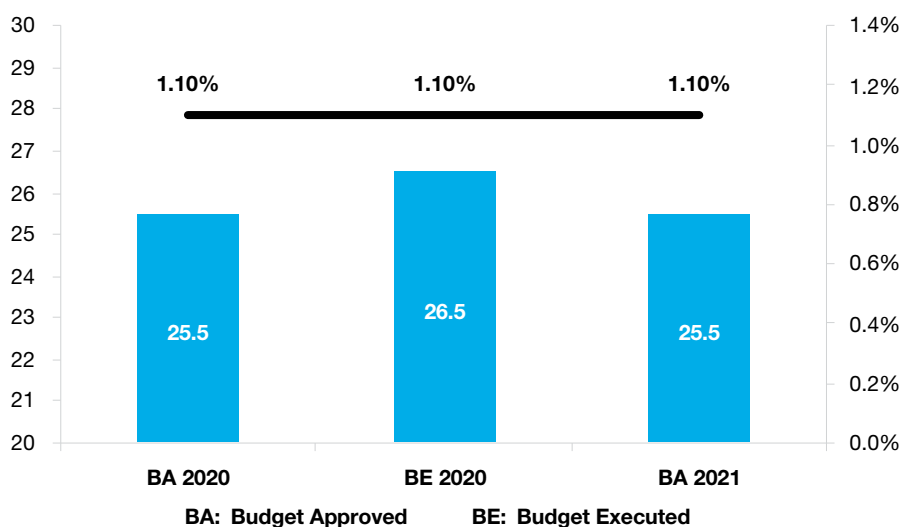
Other actions aimed at improving the management of the city’s water resources have a direct effect on the consumption habits of citizens (target 6.4). Looking after a scarce resource such as wa-

ter is essential in order to tackle climate change, given that more intense and frequent droughts are predicted. This concern is reflected in the Barcelona climate emergency declaration and requires the commitment of all citizens to achieve the goal.

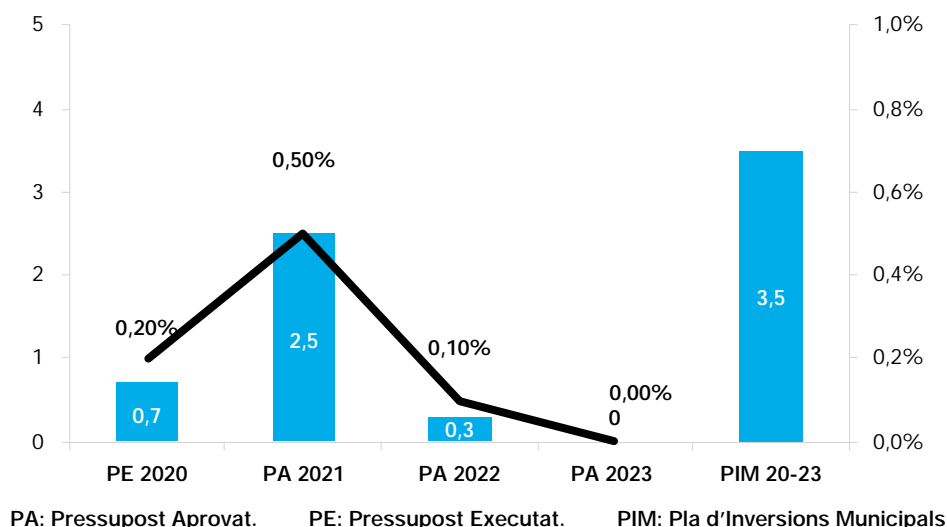
Lastly, it should be noted that thanks to the active involvement of BCASA, it has been possible to complete the implementation of SDG 6 with operational targets and indicators for SDG targets 6.5 and 6.6.

Budgetary effort

Current municipal expenditure on SDG 6
(amount in millions of euros and % of the total budget)



Inversió prevista al PIM 2020-2023 a l'ODS 6
(import en milions d'euros i % sobre el total del pressupost)



Featured good practice

Barcelona Technical plan for Harnessing Alternative Water Resources (PLARHAB)

The PLARHAB proposes increasingly including resources such as groundwater, regenerated water, run-off rainwater, greywater and seawater, in all situations where it is not necessary to use potable water. The potential saving is estimated at 10 hm³/year.

The aim is to boost the supply for both municipal, domestic and industrial uses. One of the planned key actions is to use regenerated water from the El Prat Waste Water Purification Plant, with a potential of 5 hm³, for industrial use in the Zona

Franca and compatible residential uses (La Marina neighbourhood).

The PLARHAB also seeks to promote the use of greywater in new housing developments or in renovated buildings and also for industrial uses. BACSA is promoting a new byelaw for the use of greywater in buildings (2022) for reuse in cleaning cisterns. This would save between 25% and 30% of potable water.

Lastly, there are a variety of initiatives to promote living terrace roofs and green roofs in Barcelona, which could also improve the collection and reuse of rainwater in buildings.



Source: Barcelona City Council, <https://ajuntament.barcelona.cat/ecologiaurbana/ca/que-fem-i-per-que/ciutat-productiva-i-resilient/pla-de-recursos-hidrics-alternatius>

SDG7

7 ENERGÍA ASEQUIBLE
Y NO CONTAMINANTE



Ensure access to affordable, reliable, sustainable and modern energy for all



Targets for Barcelona for 2030

- 7.1** By 2030, a drastic reduction in energy poverty and interruptions to the supply in Barcelona
- 7.2** By 2030, an exponential leap in the local consumption and production of renewable energy

7.3 By 2030, a stock of private and public buildings with high energy efficiency

7.a and 7.b Develop international cooperation in the area of energy, including research, technology and infrastructure for supply

Indicator status

SDG target	Indicator (code)	Indicator (definition)	Earliest available value (from 2015 onwards)	Last available value (until the end of 2020)	Year	Trend (since 2015)	Trend (from last year available)
7.1.	ODSBCN-711	Proportion of households that cannot maintain their homes at an adequate temperature	8.3%	13.2%	2019-2020	↑	↑
7.1.	ODSBCN-712	TIEPI Duration of power cut equivalent to the installed capacity at medium voltage in urban areas in the Province of Barcelona	0.61	0.77	2019	↑	↑
7.2.	ODSBCN-721	Proportion of the electricity consumed in Barcelona that comes from renewable sources	16.2%	21.2%	2018	↓	↓
7.2.	ODSBCN-722	Proportion of energy consumed in Barcelona that has been locally generated using renewable resources	0.94%	0.92%	2018	↓	↓
7.3.	ODSBCN-731	Proportion of residential buildings constructed over 40 years ago that have been renovated to improve energy efficiency	425 (2.68%)	425 (2.68%)	2017	*Earliest available data	*Earliest available data
7.a.	ODSBCN-7a2	Resources of the municipal Global Justice programme allocated to energy supply and generation	€26,854	€26,854	2019	*Earliest available data	*Earliest available data

Description of progress and municipal action by SDG

Barcelona City Council considers the supply of electricity a basic right, which must be guaranteed for all people living in the city (7.1). The proportion of people that find it hard to maintain their home at a suitable temperature has increased significantly in the last year. It is with this in mind that, in addition to ensuring it meets its obligation to maintain the supply to vulnerable homes, the City Council offers information, advice and intervention services to ensure citizens can exercise their energy rights through the Energy Advice

Points. During 2020, the assistance provided to 33,641 people, corresponding to 13,355 households has prevented 27,598 supplies from being cut off in the city and has allowed families to save 81,692 euros.

Barcelona is a city that has a long history of fighting against global warming and is committed to encouraging a change in the city's energy model. It is estimated that cities are responsible for 70% of CO2 emissions globally whilst being highly vulnerable to the effects of climate change. Therefore, a paradigm shift in the use and types of energy produced and consumed in our urban



environments is essential, given that these are major centres for energy consumption, with demand forecast to continue growing over the coming years.

If the long-term objective is to achieve a 100% renewable energy supply, with zero emissions and accessible to everyone, it is absolutely essential to commit to the integration and use of renewable energies in the cities (target 7.2). Therefore the challenge is to generate energy in the most renewable and local manner possible, whilst improving the efficiency in its use and savings.

The integration of photovoltaic solar energy has made great progress in recent years, reinforced by favourable legislative changes. In Barcelona however, until now the progress has been fairly limited, mostly due to the high construction density and the prevalence of horizontal ownership in residential building. Now the energy generated from local (renewable and generated through the incineration of waste) resources represents a mere 2% of the total that is consumed in the city.

Despite the data pointing to an improvement in the indicators for local consumption and production, the distance from the target established is still very great indeed. Therefore, beyond the political and legislative drive, the public powers also have

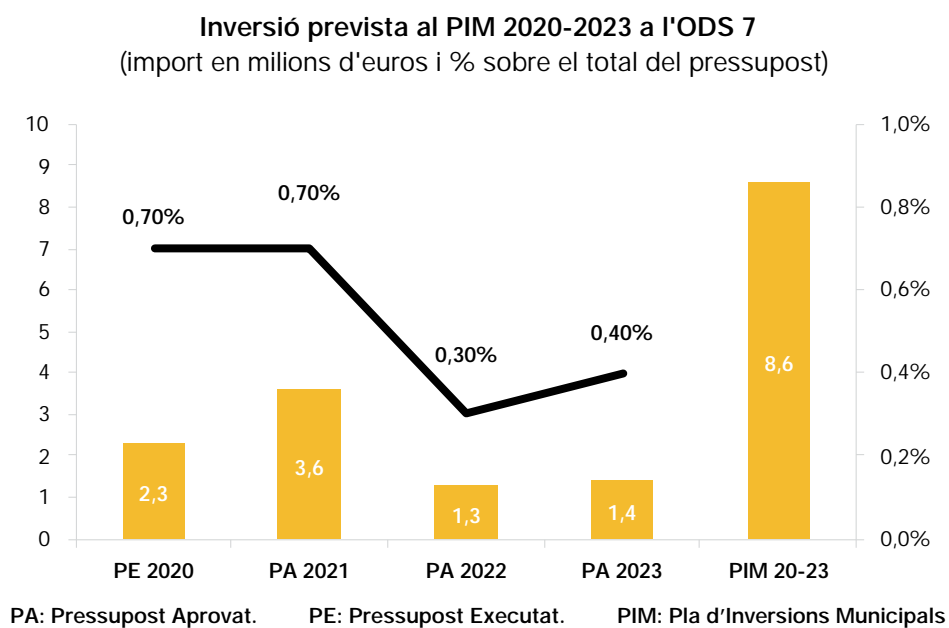
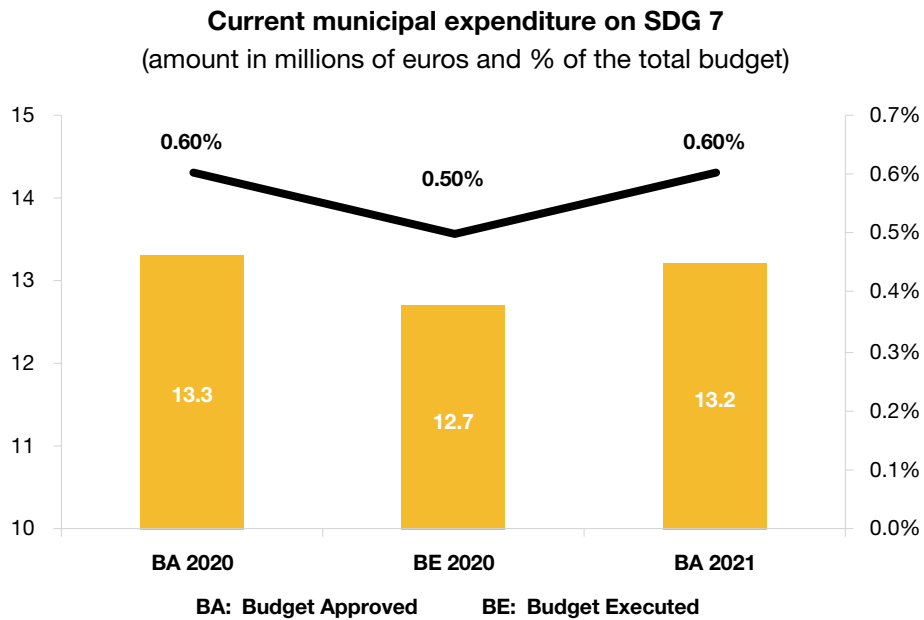
to contribute to overcoming the reticence that is hindering the change. Following this logic, the City Council has set up the Barcelona Sustainable Energy Mechanism (MES Barcelona), a public-private fund, designed by the City Council to facilitate the decision to invest in renewables (see section on good practices).

Furthermore, promoting energy efficiency in buildings, both public and residential, through their rehabilitation (target 7.3), is an opportunity to reduce demand. It is also worth exploring new construction models for passive or zero energy homes.

The Barcelona Renewable 2030 project is particularly encouraging in this aspect. With an estimated budget of nearly 2.1 billion euros to finance 20 actions, it aims to boost the energy transition through urban rehabilitation and regeneration and the consolidation of an economic sector based on energy and renovation. It is by far the most ambitious project presented by the City Council to the EU Next Generation Funds (see SDG 9).

Using public space to produce renewable energy, mainly photovoltaic, is another opportunity that cities may take advantage of to progress towards this energy transition. Of particular note is the development of a third high-efficiency cold generation plant in the Fòrum and 22@ area, which will form part of the Districlima climate network.

Budgetary effort



Featured good practice

Strategy to boost solar energy generation in Barcelona

Barcelona has a significant energy potential based on using the sun as a source of energy. The City Council is promoting the use of the city's roofs, roof terraces and public spaces as spaces to generate energy. This is part of its strategy for a change in model, moving towards energy sovereignty.

The aim is for self-consumption, self-production and renewable, local generation to become part of daily life while boosting the professional renewable energy sector with increased demand for

installations and the creation of quality jobs. To do so, it focuses on four areas:

- ▶ Roofs/public spaces with public investment
- ▶ Public roofs with private or collective investment
- ▶ Roofs/private spaces with public investment
- ▶ Private roofs with private investment



Source:

<https://energia.barcelona/es/estrategia-de-impulso-de-la-generacion-de-energia-solar>



Instal·la plaques fotovoltaïques de manera gratuïta.

Aprèn-ne més i suma-t'hi.



Mecanisme
Energètic
Sostenible
Barcelona



Sustainable Energy Mechanism - MES Barcelona

MES Barcelona is an instrument to aid and accelerate the city's energy transition alongside private investors. Its aim is to invest in the installation of photovoltaic panels and the energy renovation of the city.

Its objective is to boost the production of photovoltaic energy in the city based on private initiatives, focusing on projects that use both large spaces (the roofs of industrial buildings and warehouses, office buildings or other places in the city) and terrace roofs and rooftops of residential buildings by grouping together several residential buildings which, together, can make the investment manageable as well as scalable.

There are also plans to invest in energy renovation projects in buildings that have a high energy consumption, such as hospitals, hotels and sport centres, as well as invest in projects that boost innovation in the renewable energies sector.

This is a financial investment mechanism offered by Barcelona City Council with a budget of 50 million euros which will be awarded to different projects presented by investors approved by the City Council (groups of investors that have experience in investing in photovoltaic installations and energy renovation). A requirement will be that the business model does not rely on co-financing by the owners of the building. The investors will assume the full cost of the investment and will recover it through the surplus energy or the energy savings generated by the financed operations.

In March 2021, Barcelona City Council's Economy and Tax Office Commission approved the first companies and business groups that can be approved investors in the Barcelona Sustainable Energy Mechanism.

The United Nations has recognised MES Barcelona as the most sustainable public-private partnership out of a total of 70 models that were nominated for this award.



Source:

<https://ajuntament.barcelona.cat/agenda2030/es/mesbarcelona>

SDG8

8 TRABAJO DECENTE
Y CRECIMIENTO
ECONÓMICO



Promote sustained, inclusive and sustainable economic growth, full and productive employment and decent work for all

Targets for Barcelona for 2030

- 8.1 Maintain an average annual economic growth of around 1.2%, placing the focus of the new growth on the green and circular economy, as well as on the digital sector
- 8.2 A highly productive and diversified economy
- 8.3 Barcelona will be a European capital for entrepreneurship
- 8.4 10-30-50 target to become a sustainable economy (10% of GDP from social economy, 30% less industrial waste and 50%

less GHG emissions from the commercial sector.)

- 8.5 Reduce unemployment and in-work poverty and eliminate the gender wage gap, with a redoubled effort concerning labour market integration for people with disabilities
- 8.6 More job opportunities for young people
- 8.8 (and 8.7) Barcelona, 100% decent and secure employment: Fewer accidents and less temporary employment
- 8.9 Achieve a tourism offer that is 100% 2030 Agenda: Sustainable, safe and high-quality

Indicator status

SDG target	Indicator (code)	Indicator (definition)	Earliest available value (from 2015 onwards)	Last available value (until the end of 2020)	Year	Trend (since 2015)	Trend (from last year available)
8.1.	ODSBCN-811	Real annual per-capita GDP growth rate	2.46%	-13.06%	2020	↓	↓
8.1.	ODSBCN-812	Percentage of municipal expenditure on the green and circular economy sector, over total budget expenditure	6.84%	14.66%	2018	↑	↑
8.2.	ODSBCN-821	Index value of GDP growth per employed person	102.48	99.90	2020	↓	↓
8.2.	ODSBCN-822	Diversification index for the productive sectors	5.63%	5.83%	2019	↑	↑
8.3.	ODSBCN-831	Total entrepreneurial activity rate over the total 18-64 years population	6.1%	7.1%	2019	↑	↓
8.4.	ODSBCN-842	Greenhouse gas emissions generated by the commercial sector (x1000 tn CO2)	687.0	729.7	2018	↑	↑
8.4.	ODSBCN-843	Kg of industrial waste generated per €1,000 of GVA in industry	38.03	32.04	2019	↓	↓
8.5.	ODSBCN-851	Number of people registered as unemployed (in thousands)	103.0	103.9	2020 (Q4)	↑	↑
8.5.	ODSBCN-852	Proportion of workers at risk of poverty	17.1%	10.9%	2019	↓	↓
8.5.	ODSBCN-853	Gender pay gap	22.8%	18.7%	2019	↑	↓
8.5.	ODSBCN-854	Annual number of people hired through the Barcelona Job Placement Network for People with Disabilities (XIB)	506	679	2020	↑	↓

SDG target	Indicator (code)	Indicator (definition)	Earliest available value (from 2015 onwards)	Last available value (until the end of 2020)	Year	Trend (since 2015)	Trend (from last year available)
8.6.	ODSBCN-861	Differential between youth unemployment rate and average unemployment rate	11.8	17.5	2020 (Q4)	↑	↑
8.6.	ODSBCN-862	Proportion of young people who are neither employed, studying nor receiving training	9.03%	9.03%	2020	*Earliest available data	*Earliest available data
8.8.	ODSBCN-881	Number of serious injuries or fatalities in the workplace per 100,000 inhabitants	26.4	28.7	2019	↑	↑
8.8.	ODSBCN-882	Number of illnesses associated with salaried work per 100,000 inhabitants	84.9	95.5	2019	↑	↓
8.8.	ODSBCN-883	Proportion of workers with temporary contracts over total number of workers	16.9%	17.7%	2020	↑	↓
8.8.	ODSBCN-884	Gender gap in the proportion of workers with temporary contracts over total number of workers	0.8%	2.1%	2020	↑	↑
8.9.	ODSBCN-893	Average expenditure per tourist per day, on accommodation (night) and for their total stay	54.1 (night); 78.4 (stay)	59.5 (night); 82.3 (stay)	2019	↑	↑
8.9.	ODSBCN-894	Number of tourist accommodation places with respect to the residential population	7.2%	9.0%	2020	↑	=

Description of progress and municipal action by SDG

Barcelona's economy, highly dependent on the global flows of people and resources, has been severely affected by the blocks and forced cancellations due to pandemic. In 2020, GDP suffered its highest ever fall of 13.06% with extremely hard impacts on the majority of the city's key sectors: tourism, trade, industrial manufacturing and the creative sectors. At the peak of the crisis, unem-

ployment affected around 100,000 people, with an unemployment rate of 9.3%.

The immediate response to the stoppage was to design and progressively implement 82 measures, grouped under the slogan "Barcelona mai s'atura" [Barcelona never stops], to mitigate the negative impact suffered by many companies and to maintain as much activity as possible (targets 8.1 and 8.3). The measures included direct subsidies to small companies (procurement, commercial rents, etc.),

rent and tax exemptions, assistance to adapt to the anti-COVID-19 protocols, vouchers for culture and shopping, financial advice and information campaigns, etc. Of particular note are the financing initiatives aimed at supporting local commerce, hospitality and culture, sectors that were especially affected by the lockdown and different types of restrictions:

- ▶ The “Amunt persianes!” [Shutters up!] programme with 17 million euros dedicated to kick-starting the economy, essentially through the purchase of empty ground floor premises located in strategic areas of the 10 districts, to promote, diversify and balance the commercial uses of each area of the city.
- ▶ Authorisation for the installation or expansion of 3,668 terraces (10,000 tables and 40,000 chairs), together with safety measures and a 75% reduction on the terrace tax, to support the sector and contribute to a more lively, accessible public space.
- ▶ The Bonus Cultura [Culture Voucher] Programme, with a budget of 3 million euros to encourage the consumption of culture. 180 establishments signed up to the plan and by the end of 2020 more than 90,000 vouchers had been used.

Other initiatives to revive the economy in the city were the Barcelona Fàcil Plan [Barcelona Easy Plan] (with measures such as the opening of the Nova Oficina 22@, the elimination of the activity start-up tax as of 2020 and the adhesion to the Single Business Window), the reinforcement of the line of subsidies for the digital transformation of local commerce and hospitality, the provision of a total of 2.2 million euros between 2020 and 2021, and the “BCN Retail Lab”, designed to digitise the physical spaces of local commerce and the advice and training line. Accordingly, 100 million euros will be invested in the market network during this term of office, of which 70% will be destined to renovation work and improvements at the markets of Abaceria, Sant Andreu, Horta, Montserrat, Besòs, Galvany and Sagrada Família, an additional 23 million euros for minor works and maintenance, and another 3 million euros which will be used for digitalisation, with the creation of the “Marketplace”, the “market of markets”, with 43 municipal markets, to reach around 2,000 traders across the city.

As regards the governance of this economic response, at the beginning of the first lockdown the City Council created an interdepartmental management team (CECORE - Centre for the Coordi-

nation of the Economic Response) to monitor the economic status of the city, draft future projections and ensure budgetary oversight and the execution of the reactivation measures. Soon afterwards, the Municipal Council demanded the participatory design of an “Agreement for (the revitalisation of) Barcelona”. Working groups formed by municipal political and technical personnel representing more than 50 public bodies and private organisations (belonging to the economic, social, educational, cultural, sporting and scientific sectors) prepared a text that was approved in July 2020.

The proposals included in the Agreement with regard to the economy were included in the “Barcelona Green Deal”, a roadmap for the city’s economy that seeks a better diversification of the economy (target 8.2). The city’s government forecasts a total investment up to 2023 of 672 million euros in 66 strategic actions aimed at tackling 10 major objectives and measures in line with the 2030 Agenda, through which it is hoped to create 103,000 quality jobs in the digital and green sectors. Start-ups are one of the priority objectives. Among the most significant measures are the remodelling or adaptation of emblematic spaces to create hubs of culture, science and digital innovation that co-exist with the tourist activity. For example, the signing of agreements with Correos (the Spanish Post Office) and the Zona Franca Consortium to convert the current central buildings of Correos into a hub for economic and business activity with 1,500 new jobs. The new urban planning for 22@ is underway to activate 1 million square metres that are yet to be developed, along with the creation of the 22@ Technical Office to provide support and promote business, urban planning and social projects in the Poblenou district. More than 40 million euros will be invested to boost the blue economy (see SDG 14), an amount which is expected to be increased through the NextGenEU funds. Through the “Barcelona Accelera” [Barcelona Accelerates] project, the City Council will provide 10 million euros in venture capital funds with the aim of multiplying the investment in innovative start-ups.

The Social and Solidarity Economy (ESS) and the collaborative economy are a feature of the city’s economic model and are fully in line with the digital economy at a time of accelerated change in the business and consumption model since the beginning of the pandemic. Collaborative projects between technological companies and ESS entities are provided support and financing through programmes such as “MatchImpulsa”, and so too are collaborative, digital equality plans for entities in sectors such as agroecology and digital femi-

nism, which are considered particularly strategic in the collaborative economy of Barcelona (target 8.4). Of particular note in this line is the DIOM-COOP social initiative cooperative project, driven by Barcelona City Council and BCNActiva, the aim of which is the social and labour market inclusion of immigrants in a situation of vulnerability, previously working as unauthorised street hawkers.

Other significant progress with regard to SDG 8 has been made in the area of social inclusion, with the expansion of labour market inclusion services specialising in people with disabilities, the reinforcement of the Employment Rights Defence Points, and the line of subsidies for job placements (target 8.5). Two hundred and twenty-one training actions have taken place to promote re-skilling, with the participation of 1,640 people of which 63% were women. Through the “Fem feina, fem futur” [We create jobs, we create the future] programme, support has been provided to 3,700 people who are either unemployed or temporarily laid off, among them 1,200 young people.



The impact of the crisis on employment among young people deserves a special mention, given that this is one of the population sectors that has most suffered the ill-effects of the pandemic, both in terms of education, and in socio-sanitary and economic aspects. During the last quarter of 2020, the unemployment rate among young people aged 16 to 24 in Barcelona hit 26.9%, more than double the average for the city. Barcelona has implemented measures to improve the professional qualification and employment insertion of young people, especially those who have recently lost their jobs or have seen their opportunities decrease due to the pandemic (target 8.6). The City Council has

launched a Plan to boost employment among young people, with a budget of 12 million euros, 25% higher than in 2020. The Plan will increase the capacity of the care and support services in order to be able to attend to around 15,000 young people, a figure that is practically equivalent to the total number of unemployed young people registered in the city. The Plan also makes tools and resources available to younger generations that want to begin new projects and start up companies, with a firm commitment to the future strategic sectors detailed in the “Barcelona Green Deal”, which will be those able to create quality jobs in the city.

Tourism (target 8.9) was the sector most severely affected by the pandemic. In 2020, the number of visitors abruptly fell by more than 75%, while 2021 saw a gradual recovery, but the figures are still far from those prior to the pandemic. A positive effect of this has been the rediscovery of the main tourist assets of the city by the residents of Barcelona. TMB created a special tourist bus service with the local public in mind, known as the “Barcelona Panoràmica” [Panoramic Barcelona].

In the short term, the most important aspect has been to guarantee safety and increase the confidence of people wishing to visit Barcelona. To this end, the BCN Safe City project was launched (online advice service for companies linked to the visitor economy) and the Check Barcelona app.

Subsequently, around 50 tourist companies have obtained the Safe Travels seal, promoted by the World Travel & Tourism Council.

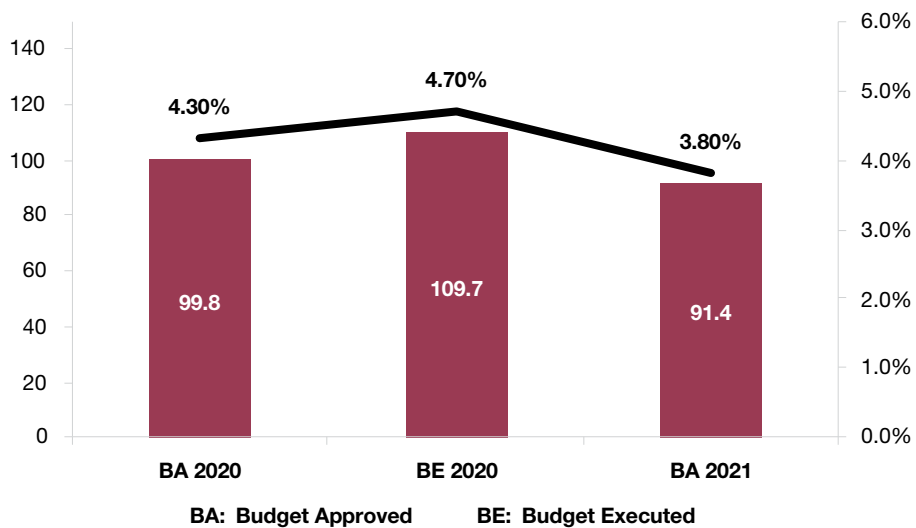
Work has also continued on boosting the post-COVID-19 tourist economy, by investing in highlighting elements of tourist interest in the districts and cultural and creative initiatives capable of positioning the city at an international level. This contributes to implementing the Government Measure for the Creation of new imaginaries and content to improve mobility and tourism sustainability. In connection to the last point, the certifica-

tion was re-validated until 2024. “Biosphere” for promoting sustainable tourism.

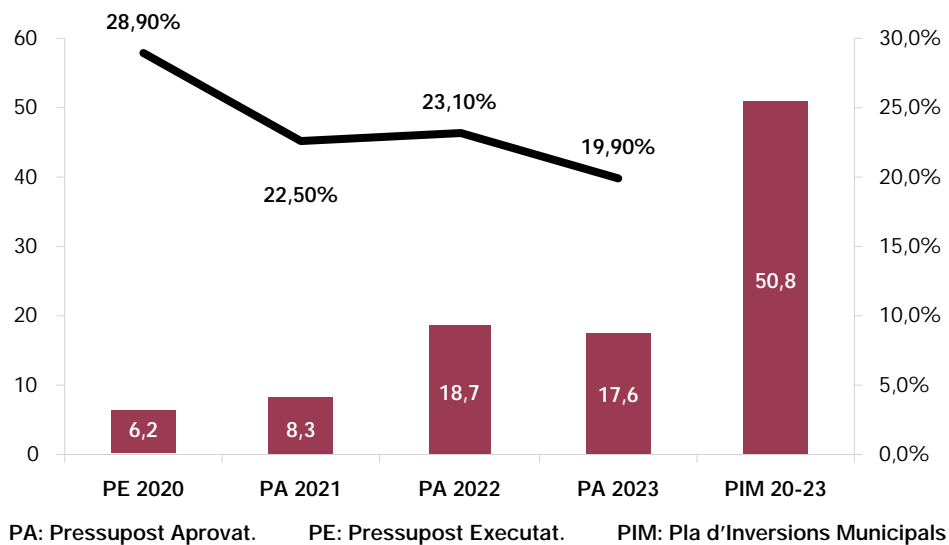
As detailed in the introduction, the latest reports point towards a very quick recovery of employment and a slower, but nonetheless clear and steady recovery of activity. Despite being hit hard by the pandemic, Barcelona continues to be one of the main poles of activity and innovation in southern Europe, positioning itself among the top cities in the benchmark international rankings as an attractive city in which to live, work, conduct research and do tourism.

Budgetary effort

Current municipal expenditure on SDG 8
(amount in millions of euros and % of the total budget)



Inversió prevista al PIM 2020-2023 a l'ODS 8
(import en milions d'euros i % sobre el total del pressupost)



Featured good practice

BCN Green Deal, a new economic agenda for the city of 2030

The economic plan for 2021-2030 for a more competitive, sustainable and equitable city. To achieve this, it is planned to invest 672 million euros between 2020 and 2023 to undertake 66 key initiatives that will boost seven strategic sectors: digital, creative, local economy, visitor economy, industry 4.0, bio-health and the green and circular economy. Securing public-private partnerships will be fundamental to tackling this challenge.

With the new economic strategy, Barcelona City Council aims to transform the city into a European digital and technological capital. Subsequently, actions are being carried out to train digital professionals and develop digitalisation plans for businesses. Entrepreneurship and innovation are also being encouraged through the creation of new

hubs and reducing the bureaucracy and barriers that may stop the development of promising business ideas.

The plan aims to give the city's tourism model value and sustainability, through the responsible management of the diverse flows of visitors to the city, and to promote the circular economy and ecological transition. This will be done through initiatives to prevent the climate emergency from generating new inequalities. Other important objectives for this economic agenda aim to convert the city into a leading hub for national and international talent, protect the stability and security of the local economy, broaden Barcelona's presence at an international level, ensure quality employment (103,000 jobs in the digital and green sectors), promote and reinforce the business fabric and initiatives for the social and solidarity economy.



Source: Barcelona City Council, https://www.barcelona.cat/infobarcelona/ca/sabeu-que-es-el-barcelona-green-deal_1058148.html

Towards a 2030 city strategy that promotes and enhances the Social and Solidarity Economy

The social and solidarity economy (ESS) is a set of formal or informal socio-economic measures, which may be individual or collective, that place satisfying people's needs before profit. This sector in Barcelona includes around 4,500 companies and organisations from a wide range of sectors that generate approximately 8% of all the work in Barcelona, with more than 53,000 employees. It is estimated that its activity generates an aggregate value of 3.75 billion euros, accounting for more than 7% of the city's GDP.

At the end of 2020, Barcelona approved the City Agreement for the Social and Solidarity Economy (ESS) for Barcelona 2030. This is a shared and inclusive initiative promoted by the Catalan Social Economy Association (AESCAT) and Barcelona



City Council to devise a strategy to encourage and reinforce the social and solidarity economy in the city of Barcelona. The Agreement is the result of the work carried out by 203 people and 147 ESS entities, which led to more than 500 proposals. It will be the roadmap for the municipal public policies and the

ESS actors in Barcelona over the coming years.

The #ESSBCN2030 establishes eight strategic lines (30 or so indicators to measure their achievement):

- ▶ Increase the weight of ESS in the city's economy
- ▶ Position ESS as a prestigious reality in the city
- ▶ Create strategic structures that boost the SSE

- ▶ Extend the strategy throughout all neighbourhoods and districts equally
- ▶ Generate more frameworks for the co-production of public policies with the SSE
- ▶ Contribute to preventing and reducing social inequalities in the city
- ▶ Develop levers that promote the Strategy, such as conscious and transformative consumption, or responsible purchasing and public procurement

- ▶ Mainstream the challenges of the digital economy, the feminist economy, migrations, the ecological and energy transition and give young people a bigger role

In order to show the municipal commitment to the #ESSBCN2030 Strategy, Barcelona City Council has presented the Plan to Promote the Social and Solidarity Economy 2021-2023. The Plan has been developed by Barcelona City Council's Social Economy area and the area of Socio-economic Innovation of Barcelona Activa and has an overall budget of 12 million euros in current expenses, 7.8 million euros in investments and 2 million euros in funds to finance projects.



Source: Barcelona City Council, <https://matchimpulsa.barcelona/>

MatchImpulsa: Social and Solidarity Economy Digitalisation

This is a transversally feminist hub (or programme of programmes) for creating a digital platform for Barcelona's collaborative Social and Solidarity Economy. This innovative programme is a response to the pandemic, to strengthen and scale up ESS and collaborative initiatives in Barcelona, to reinforce the creation of local networks, international projection, the gender perspective and the adaptation of equality plans to the digital environments of companies and organisations.

MatchImpulsa is implemented through three strategic lines and nine sub-programmes:

1. The creation of platforms for companies using the programmes MatchImpulsa +100 (adaptation), MatchImpulsa 20 (acceleration) and MatchImpulsa 10 (prototyping), where the participating entities

will be able to receive training and support in the specification and production of their platform prototypes.

2. Strategic collaborations with MatchTech, MatchIgualtat and MatchUniversitat, to create bridges between the participating Companies and technological companies, research and the services to develop equality measures and plans.
3. Creation and maintenance of strategic ecosystems for Barcelona BarCola, an ecosystem for the collaborative and commons economy; Digista, Ecosystem for the digital economy with feminist values and Digital Agroecology, ecosystem of the agroecology and sustainable food network.



Source: Barcelona City Council, <https://matchimpulsa.barcelona/pulsem-less-piess/que-es-leconomia-social-i-solidaria>



Unique projects for the employment of people with disabilities

People with disabilities have the right to fully develop their professional careers, make the most of the opportunities of the job market and receive the vocational training they require. The Employment Advisory Team at the Municipal Institute for People with Disabilities (IMPD) in Barcelona promotes the placement of people with disabilities in the ordinary job market, informs and advises them on employment matters and vocational training, providing them with support during the job inclusion process, drawing up individual itineraries and programmes appropriate for each case, and maintaining contact with other agents involved: entities, institutions and companies.

Another of the initiatives promoted by the IMPD is the support to cooperatives formed by people

with functional disabilities. The Diverscoop cooperative, created in December in 2020, has reopened two unused kiosks in Barcelona, located on streets in the city centre. This project offers good growth opportunities for the cooperative, which is looking into incorporating new cooperative members to manage up to 10 places in 2021. The initiative forms part of a municipal project which has the support of various entities, including the Xarxa per a la Inclusió Laboral (XIB) [Employment Inclusion Network], Acapps, Ecom Foundation, Joia Foundation and the Associació Centre d’Higiene Mental de les Corts [Les Corts Centre of Mental Hygiene], in addition to the assistance provided by Barcelona Energia, Barcelona Activa and the City Council’s Heritage Department. In addition to reviving the activity of these establishments, the initiative aims to revitalise the neighbourhood, promote the sale of local products and combat unwanted loneliness.



Source: Barcelona City Council,
<https://ajuntament.barcelona.cat/accessible/ca/impd/quioscos-cooperativa-diverseu>

SDG9

9 INDUSTRIA,
INNOVACIÓN E
INFRAESTRUCTURA



Build resilient infrastructure, promote inclusive and sustainable industrialisation and foster innovation



Targets for Barcelona for 2030

- 9.1 Complete the strategic projects for the economic transformation of Barcelona
- 9.2 A sustainable and competitive industry
- 9.3 SMEs that are more robust, digital, diversified and sustainable, export more and generate jobs
- 9.4 Plan for the digital transformation of Barcelona
- 9.5 Barcelona, one of the five European capitals for science and innovation
- 9.b. (and 9.a) Develop the city's international cooperation with the development of infrastructures and sustainable local industries, with technological, research and innovation components
- 9.c. Guarantee universal access to affordable, high-quality Internet

Indicator status

SDG target	Indicator (code)	Indicator (definition)	Earliest available value (from 2015 onwards)	Last available value (until the end of 2020)	Year	Trend (since 2015)	Trend (from last year available)
9.2.	ODSBCN-921	Volume of CO2 emissions generated by the industrial sector (in thousands of tonnes)	285.6	287.6	2018	↑	↑
9.2.	ODSBCN-922	Weight of industry in the GAV generated in the Barcelona Metropolitan Area	11.8%	11.2%	2019	↓	↓
9.3.	ODSBCN-931	Resilience index for Barcelona's SMEs (using indicators that are able to measure the target's key factors): 1. Economic robustness (VAB), in billions of euros, 2. Financial soundness (summary of returns, capitalisation and staff expenditure), 3. Digitalisation (summary of 13 parameters, survey data)	38,323	46,422	2019	↑	↑
			83.8	90.3	2019	↑	↑
			60	60	2021	*Earliest available data	*Earliest available data
9.5.	ODSBCN-951	Barcelona's position in the Innovation Cities Index	13 ^a	13 ^a	2021	=	↑
9.b.	ODSBCN-9b1	Resources of the municipal Global Justice programme, allocated to improving industry, innovation and/or infrastructure	€150,000	€150,000	2019	*Earliest available data	*Earliest available data
9.b.	ODSBCN-9b2	Specialist personnel in member cities involved in specialist exchange programmes concerning infrastructure development	4	4	2019	*Earliest available data	*Earliest available data
9.c.	ODSBCN-9c1	Proportion of people aged over 18 who have access to the Internet at home	82.2%	92.4%	2021	↑	↑
9.c.	ODSBCN-9c2	Proportion of people aged over 18 who have a computer (laptop or desktop) at home	83.7%	85.4%	2021	↑	↑



Description of progress and municipal action by SDG

This SDG establishes the bases and is essential to be able to successfully complete the economic transformation proposed in SDG 8. The targets are divided into various scales and have two main challenges in common:

- ▶ The digital city (taking advantage of the opportunities offered by digitalisation and preventing risks)
- ▶ The city of science (consolidating Barcelona as a city that generates cutting-edge knowledge and knows how to apply it within its own productive fabric)

The first area is where we find the major transformation projects of the urban and productive fabric (target 9.1). The approval of the “Next Generation EU” funds has opened a window of opportunity to fund these types of projects. The proposal sent to the European Commission, the Spanish government and the Government of Catalonia (“Barcelona, fem plans de futur” [Barcelona, we make plans for the future]) includes 24 priority projects totalling 5.018 billion euros and a request for European financing of 2.5 billion euros¹³. The target 9.1 indicator will consist of a comprehensive evaluation of the attainment of the projects focused on the modernisation of the economy and the digital transformation that

Barcelona has made its top priority, which are as follows:

- ▶ Mercabarna Gates: Creation of a Hub for logistics innovation for the food industry which will be a benchmark in southern Europe
- ▶ DUM: Roll-out of the proposals deriving from the municipal strategy for urban goods distribution (DUM)
- ▶ Revitalising ground-floor premises
- ▶ Boosting the Blue Economy
- ▶ L’Escocesa: Innovation in sustainable food, the food industry and gastronomy
- ▶ Fira Hub: Knowledge and Artech Hub
- ▶ Barcelona Renewable 2030: Energy renovation and regeneration
- ▶ Urban digital twin
- ▶ Digital divide, digital school, and digital skills and reskilling
- ▶ BSC-Design and prototyping of the future “European chip”
- ▶ Digital transformation of the administration and public services

¹³ https://ajuntament.barcelona.cat/relacionsinternacionalscooperacio/ca/noticia/en-marxa-el-pla-municipal-per-captar-fons-europeus-de-recuperacio-2_1026961



- ▶ Barcelona Innovation Coast to boost the research-company knowledge transfer
- ▶ Boosting research and innovation: Ciutadella of knowledge
- ▶ Besòs industry: Transformation of the Besòs economic activity sites into a strategic area for the productive city

The majority of these projects can be found in other parts of this document, because they are designed to have a positive impact on the 2030 Agenda.

We could say that the key moment for Barcelona's commitment to becoming a scientific-technological hub of European, or even global significance, is drawing near. It is no coincidence that in June 2020 a letter from the cities of Europe was sent from Barcelona (#Cities4Science) to defend and demand before the European Union public investment in research and science to tackle the challenges faced by European society at the time of a social and health emergency. Barcelona Science Plan 2020-2023, the City and Science Biennale and the citizen science programmes are pieces of the municipal strategy that have been constructed over recent years.

Based on an agreement signed with the Spanish Government, which appoints Barcelona as scientific and cultural co-capital, a strategy has been designed to position Barcelona as a national benchmark in scientific terms and to achieve greater investment for cutting-edge scientific in-

frastructures, such as the Barcelona Supercomputing Centre.

One project that is of great strategic value for this SDG is Ciutadella of Knowledge, a physical interconnection and generator of interaction between the different scientific facilities located in and around the pole of Ciutadella. It envisages the renovation of the historic scientific buildings of the Parc de la Ciutadella and the new research and innovation complex at the Antic Mercat del Peix of around 46,000 m², focusing on biomedicine, biodiversity and planetary well-being. This space will be capable of housing around 1,200 people with a high concentration of scientific talent. It is promoted by the Pompeu Fabra University (UPF), with the participation of two strategic partners, the Higher Council of Scientific Research (CSIC) and the Barcelona Institute of Science and Technology (BIST), and has the institutional and financial support of the Catalan government. Being developed in the same territory as this project, but with another intention, is the "Barcelona Innovation Coast" (BIC), created to boost the knowledge transfer to the production sectors, highlighting the R&D potential of the urban section of the city's coastline (see the section on featured best practices).

On the other side of the city we have the Diagonal South Campus, which has a Master Plan 2021-2031 in line with the SDGs, which defines uses and strategies to promote closer relations between the university campus and citizens, to make it more active and mitigate the effects of the urban desertification that occurs when university activities shut down.

Of particular note among the initiatives rolled out in the last two years in order to move forward with targets 9.2, 9.4 and 9.5 are:

- ▶ The Government measure “Barcelona, ciutat de talent” [Barcelona, city of talent] rolled out through programmes such as the professional life project, Lidera or the IT Academy, committed to training 3,000 new specialists in programming over the next five years.
- ▶ The calls for competitive bids for projects or solutions to innovation challenges associated with the post-COVID-19 recovery or sustainability in its broadest sense. Here we find the official announcement of grants from the BIT Habitat Foundation, “La Ciutat Proactiva” [The Proactive City] for urban innovation projects; the Innovation initiative, the fruit of an agreement between the City Council, the Mobile World Capital Foundation and the company Barcelona de Serveis Municipals to find innovative solutions to the challenges relating to social inclusion, energy and mobility; and the official announcement of research awards for urban challenges “Fons Covid” [COVID-19 Fund].
- ▶ The launch of physical and/or virtual spaces to promote innovation, such as the Barcelona Deep Tech Node, which aims to provide more resources to start-ups involved in engineering, science and technological innovation processes. The Barcelona Life Science Launch Site, an accelerator for start-ups and spin-offs, for the diversification and consolidation of the biomedical sector in the city. The Digital and Democratic Innovation Centre located at the Sant Andreu greyhound track, designed as a digital culture project incubator, which includes the Nou Barris Cibernàrium Centre, designed to make resources and technical training available to everyone. Puzzle X, an international alliance focused on the use of Deep Tech materials, which is located in Barcelona to build a better and more sustainable future in line with the SDGs.
- ▶ An effort to ensure that Barcelona has next-generation digital infrastructure. In

this regard, the City Council, together with the Government of Catalunya, Mobile World Capital Barcelona, the i2CAT, the CTTC, Atos and the Universitat Politècnica de Catalunya (UPC) have started up the “5G Barcelona” initiative to turn Catalonia into a European digital hub, based on an experimental open infrastructure in the metropolitan area, which will act as an urban, citizen and technological laboratory for validating 5G technologies and services.

The transformation spearheaded and reinforced by all these initiatives has to involve the city’s business network. And also, logically, the thousands of small and medium-sized enterprises (SMEs) that prop up the majority of the economic activity in Barcelona. In 2021, through the partnership established between the City Council and the Employers’ Organisation for Small and Medium-sized Enterprises in Catalonia (PIMEC), new data were generated in order to monitor target 9.3, which addresses the competitiveness and sustainability of SMEs. Using the data from statistical records and an ad hoc survey, the PIMEC study service has prepared the following studies: “La PIME a la ciutat de Barcelona” [The SME in the city of Barcelona] and “La PIME i els ODS a la ciutat de Barcelona” [the SME and the SDGs in the city of Barcelona]. The results show a robust network of small and medium-sized enterprises, which evolved favourably during the 2015-2019 period. It remains to be seen in the following update, how the SMEs will recover from the impact of the pandemic and how their commitment to the 2030 Agenda will evolve. The aim is to update the fieldwork and analysis every two years, in order to accurately monitor the economic health of the city’s SMEs and the evolution of their social and environmental commitment¹².

Barcelona faces other challenges with regard to innovation and digitalisation. An urgent issue is to speed up measures to address the “digital divide”, by addressing other types of “gaps” associated with inequality in income, education and opportunities. A recent report on the digital divide in Barcelona shows that the vast majority of the population is connected to the Internet (91.9%), but for those of a more advanced age there is a large group that has a great deal of difficulty in adapting to the changes, and there are also people who cannot afford internet access. The digitalisation

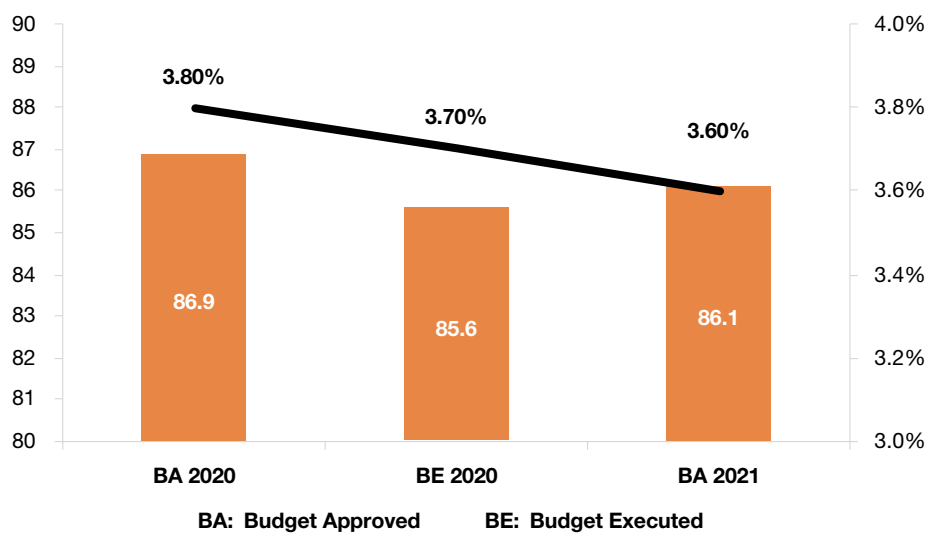
¹⁴ https://www.pimec.org/sites/default/files/documents_pagines/la_pime_a_la_ciutat_de_barcelona_2021.pdf
https://www.pimec.org/sites/default/files/documents_pagines/la_pime_i_els_ods_a_la_ciutat_de_barcelona_2.pdf

of society, which accelerated and intensified due to the pandemic, has highlighted the need to ensure that everyone has affordable, reliable and high-quality access to the Internet (target 9.c). The digital inclusion and skills acquisition action plan, launched in 2020, came about with the aim of improving access to digital tools, facilitating the skills acquisition of citizens in order to use these tools and guaranteeing that citizens have digital access

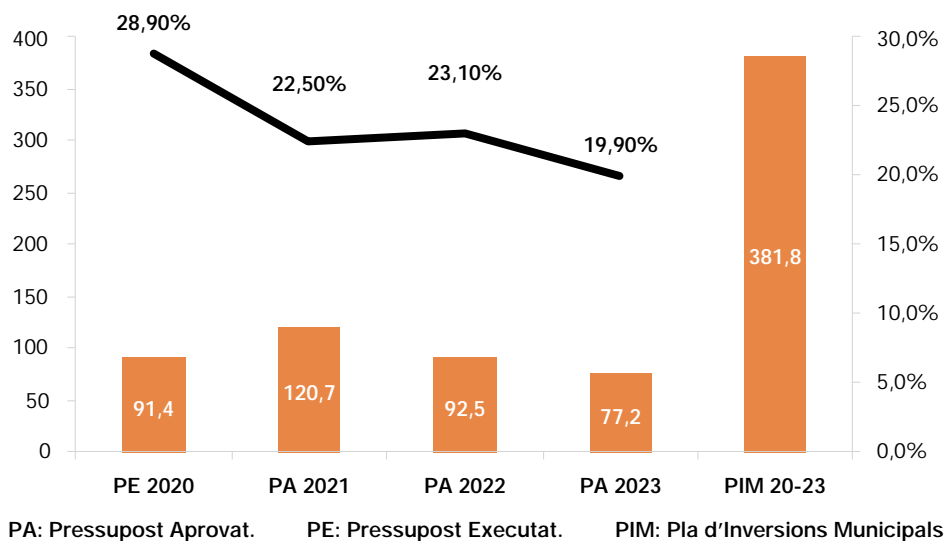
to municipal services. As a result of this plan, the Connectem Barcelona [Let's connect Barcelona] project came about to tackle digital inclusion in the neighbourhoods, promoted by the City Council with the support of 30 organisations. A pilot test is underway in Trinitat Nova to provide access to quality Internet connections for 400 vulnerable households, complemented with support and digital skills acquisition programmes.

Budgetary effort

Current municipal expenditure on SDG 9
(amount in millions of euros and % of the total budget)



Inversió prevista al PIM 2020-2023 a l'ODS 9
(import en milions d'euros i % sobre el total del pressupost)



Featured good practice

Ateneus de Fabricació Digital (Digital Fab Lab) Network: Digital manufacturing as a tool to encourage citizen social innovation

The Digital Fab Labs are spaces open to citizens that show how technology can improve our local environment and our quality of life. They operate on the principle of sharing and providing group solutions to specific local problems. There are currently six fab labs distributed among five of the city's ten districts. Each one has the machines and qualified personnel to train, provide support to projects and organise activities on the basis of the social and solidarity economy where sharing is the model. Schools, families and innovative agents in the city are the priority groups for working in and using these spaces for learning, training and talent development. The centres offer three programmes: the educational programme, working jointly with the Education Consortium and aimed at the education sector, with activities revolving around teacher training and projects proposed by each school; the social innovation programme, for people wishing to launch their own project or learn about digital manufacturing; and the families programme, which offers techno-social activities that are open to all citizens. This is implemented through the benefits and takes the form of activities proposed by the citizens themselves, which take place during the winter and summer holiday periods, as well as at weekends.

The role played by the Digital Fab Labs during the pandemic has shown that digital innovation can provide effective solutions to urgent local needs. The response of the Fab Labs began towards the end of March 2020, by making 31 3D printers, six laser cutters and a team of 25 people available to produce personal protective equipment, based



on open source code designs, for people working on the front line in hospitals, residential homes, home care services, social services centres, shelters and other support services. To make all this possible, they have worked side-by-side with the spontaneous citizen movement which named itself "Coronavirus Makers", which went from having 30 people during the early stages of COVID-19 to more than 3,000 people in Catalonia and more than 15,000 in Spain. The group includes individual makers, but also doctors, engineers, drivers, business people, teachers, who organised themselves to provide a response to the pandemic. The majority have contributed from home, producing protective equipment using their own 3D printers.

The Fab Labs project did not come about solely because of the City Council. Since its beginnings, it has had the experience of the academic world, business people and citizens, through a variety of agents who have been involved in the creation of the project. This is a paradigmatic example of social innovation based on citizen participation.



Source: Barcelona City Council, <https://www.esmartcity.es/comunicaciones/comunicacion-red-ateneos-fabricacion-digital-barcelona-fabricacion-digital-herramienta-potenciar-innovacion-social-ciudadana>



search centres, large companies in the ICT sector, and other strategic areas and municipal management centres linked to innovation. Its capacity for impact over the next 10 years is estimated at around 235 million euros and the creation of up to 40,000 direct jobs, 750 of which would be linked to R&D.

Barcelona Innovation Coast (BIC): Efficiently connecting research with applicable innovation

Barcelona City Council is committed to placing innovation at the centre of the strategy for boosting and recovering the city and consolidating it as the capital of innovation in southern Europe. To do so, it promotes the Barcelona Innovation Coast, a public-private platform that aims to boost the urban innovation area concentrated along Barcelona's coast line, while helping to diversify the city's economy. BIC will promote innovation in four strategic sectors: mobility, energy, technology and digitalisation and health with the aim of achieving positive impacts on society, the environment and the economy, all fully in line with the 2030 Agenda.

The aim is to consolidate the BIC as a space for public-private coordination for internationally recognised innovation, capable of creating agglomeration economies, with the participation of universities, research centres, clusters and local, national and international businesses, focused on the creation of innovative solutions in four key sectors for the sustainable development of Barcelona: mobility, energy, health and digitalisation.

The BIC aims to boost an innovative space that occupies 25% of the surface area of Barcelona: 25,100 ha which is home to 5 universities, 28 re-



Source: Barcelona City Council, <https://ajuntament.barcelona.cat/agenda2030/ca/actualitat/un-projecte-de-ciutat-per-impulsar-la-innovacio-1058722>

SDG10

10 REDUCCIÓN DE LAS DESIGUALDADES



Reduce inequality within and among countries



Targets for Barcelona for 2030

- 10.1** Significantly reduce inequality in the distribution of income in Barcelona, while preventing the city's average disposable family income differing from the metropolitan average
- 10.2** Promote social, economic and political inclusion for all

- 10.3** Greater equality of opportunities and zero tolerance of discrimination
- 10.4** Municipal commitment to equality and social-inclusion
- 10.7** Barcelona, a city of refuge and inclusion
- 10.b** Considered to be part of target 17.2

Indicator status

SDG target	Indicator (code)	Indicator (definition)	Earliest available value (from 2015 onwards)	Last available value (until the end of 2020)	Year	Trend (since 2015)	Trend (from last year available)
10.1	ODSBCN-1011	Ratio 80/20: the relative gap between the 20% of the population with the highest income and the 20% with the lowest income	5.9%	5.5%	2019-2020	↓	↓
10.1	ODSBCN-1012	Gap between the neighbourhoods with the highest average and lowest average incomes (neighbourhoods that account for approximately 5% of the population in both cases)	€25,050	€25,050	2018	*Earliest available data	*Earliest available data
10.1	ODSBCN-1013	Percentage difference between the average per-capita annual income in Barcelona city and the AMB	11.1%	8.1%	2019-2020	↓	↓
10.2	ODSBCN-1021	AROPE rate (proportion of the population at risk of poverty and/or exclusion)	23.1%	21.6%	2019-2020	↓	↓
10.2	ODSBCN-1022	Perception of loneliness (people who state that they do not have the opportunity to speak with anyone about their personal and family problems as much as they would like)	8.8% (adult population), 10.6% (population >64 years)	8.8% (adult population), 10.6% (population >64 years)	2016-2017	*Earliest available data	*Earliest available data
10.2	ODSBCN-1023	Perception of loneliness in young people	4.1%	4.1%	2020	*Earliest available data	*Earliest available data
10.3	ODSBCN-1031	Difference in the use of cultural services and activities, calculated as a percentage, between the average for the population as a whole and the average for the population with a low socio-economic level	Public libraries: 16.5%; Local festivals: 11.7%; Cultural activities: 23.7%	Public libraries: 14.8%; Local festivals: 9.5%; Cultural activities: 21.1%	2021	↑ ↑ ↑	↓ ↑ ↑
10.3	ODSBCN-1032	Number of people who have access to personal-autonomy and independent-living programmes	602	605	2017	↑	↑

SDG target	Indicator (code)	Indicator (definition)	Earliest available value (from 2015 onwards)	Last available value (until the end of 2020)	Year	Trend (since 2015)	Trend (from last year available)
10.3	ODSBCN-1033	Annual number of complaints about situations of discrimination compiled by the Board of Organisations Assisting Victims of Discrimination	265	219	2020	↓	↓
10.3	ODSBCN-1034	Proportion of young people who have experienced some kind of discrimination in the last 12 months due to disability, sexual orientation, origin or gender	21.7% (boys) 30.7% (girls)	55.8% (boys), 74.4% (girls)	Provisional data for 2021	↑↑	↑↑
10.4	ODSBCN-1041	City Council expenditure on social services and social promotion, calculated based on functional unit 23 of the municipal budget paid	€160.60 per inhab./9.2%	€229.30 per inhab./13.9%	2020	↑	↑
10.4	ODSBCN-1042	Availability of a strategy for social inclusion and reducing social inequalities		Current 2017-2027 strategy	2021	✓	✓
10.7	ODSBCN-1071	The differential between the AROPE rate (risk of poverty and social exclusion) for foreign nationals compared to Spanish nationals	31.2%	29.3%	2020	↓	↓
10.7	ODSBCN-1072	The differential of employed people aged between 20 and 64, between Spanish nationals and foreign nationals	-19.5%	-33.4%	2020	↓	↓
10.7	ODSBCN-1073	Percentage of workers forming part of the municipal workforce who were born abroad	1.4%	1.4%	2021	*Earliest available data	*Earliest available data

SDG target	Indicator (code)	Indicator (definition)	Earliest available value (from 2015 onwards)	Last available value (until the end of 2020)	Year	Trend (since 2015)	Trend (from last year available)
10.b	ODSBCN-10b1	Resources of the municipal Global Justice programme, allocated to promoting equality and the fight against racism and discrimination	€511,488	€213,161.55	2020	↓	↓

Description of progress and municipal action by SDG

Although the most recent indicators already detail the impact the crisis has had on the poverty of the most vulnerable groups (see SDG 1 and 7), this is not the case for the social inequality indicators, which just before the pandemic were evolving positively, as a result of significant improvements in employment and income¹³. It remains to be seen in the upcoming updates what the scope of this impact will be on the distribution of income and also on the poverty risk rate (AROPE), which is based on the joint evaluation of material deprivation, relative income and employment activity. The increase recorded in 2020 in Catalonia, with an AROPE rate of 26.3%, provides an idea of the underlying trend. Furthermore, a study in 2020 for the whole of the Barcelona Metropolitan Area estimated that the economic situation deriving from the pandemic had caused a decrease in family income of between 7% and 8%. This fall in income had caused a rebound in inequality, setting it back 15 years, and there were at least 129,000 more people at risk of poverty than prior to the pandemic, and more extreme poverty. This had a particularly hard impact on the lower socio-economic strata, the working class and immigrants¹⁴. The indicators for target 10.7, referring to the differences with regard to the risk of poverty and employment of the foreign population, are highly indicative of this.

The young population of the city deserves a special mention, the unemployment rate for this group

rose significantly during the first months of the pandemic, where it contributed to the worsening of the economic situation of households with young people. During the state of alert, more than 30,000 interactions were recorded with the Area for Young People services through remote support, information resources and online sessions. The Service for Teenagers and Families (SAIF) consolidated itself as a service to maintain the care, assistance and emotional support it offered during the crisis.

Within this context, the City Council has implemented cross-cutting strategies, revising and prioritising programmes and services and more importantly, contributing creativity and innovation through the incorporation of technology at the service of people. Below is a description of the most significant municipal initiatives for SDG 10:

In November 2020, the Citizen Agreement for an Inclusive Barcelona, an initiative that was rolled out in 2006, approved extending the term of the Strategy for inclusion and the reduction of inequality 2017-2027 until 2030 (target 10.1), as well as the Action Plan of the Agreement (PAAC) 2020-2022. The aim of these documents is to create action lines that tackle social inequalities in Barcelona, which have worsened due to the COVID-19 situation. Reducing the digital divide by increasing the coverage of social services or promoting an active and committed citizenship are some of the projects that the PAAC aims to boost.

¹⁵ The main indicators of SDG 10 are calculated based on the comprehensive analysis, over two-year periods, of the expanded sample for Barcelona of the Living Conditions Survey. In this case, the data on income is for 2019, whereas those for deprivation and employment correspond to 2020.

¹⁶ Porcel, S. i Gomà, R. (2020): "Pandèmia, metròpoli i desigualtat: plou sobre mullat", [Pandemic, Metropolis and inequality: it never rains but it pours] published by Crític (<https://www.elcritic.cat/opinio/pandemia-metropoli-i-desigualtat-plou-sobre-mullat-79589>)



More than 20% of the population of Barcelona is over the age of 65 and close to 40% of people over the age of 85 live alone. Loneliness has an impact on the health and quality of life of the elderly. In light of this situation, which has worsened due to the pandemic, the City Council approved the Municipal strategy to combat loneliness 2020-2030, with an action plan until 2024, at which point it will be evaluated and adapted to the last period (2025-2030) (target 10.2). It is in this area that we find the Radars community action project, created in its day to alleviate the effects of unwanted loneliness and to prevent situations of risk among the elderly. It works together with local residents, shops, chemists, volunteers, associations, and facilities to transform neighbourhoods into safe, participatory, supportive human communities. It has also launched a communication campaign to encourage people over the age of 75 who live in their own homes to activate remote support services if they have not already done so.

The City Council has also adopted other instruments to fight against inequality, such as the Neighbourhood Plan 2021-2024, an extraordinary programme for the most disadvantaged neighbourhoods of Barcelona, with a budget of 150 million euros, which now includes 23 of the city's

neighbourhoods. This ambitious measure aims to reverse the inequalities through the application of new public policies and by involving citizens in the development of projects to revitalise their neighbourhoods (target 10.1). Seven offices were created during the health crisis in order to provide additional support for processing applications for financial support, the range of cultural and leisure activities for children and young people was increased, training sessions were offered to reduce the digital divide and healthy eating was promoted through the weekly delivery of baskets of fresh, ecological and locally sourced products.

The "100% Estiu" [100% Summer] plan represented a sharp increase in the budget for summer activities: around 15,000 grants during 2020, whereas the number of children and young people receiving grants in 2021 was 21,279 and 2,000 registered for free activities. The Extraordinary Summer Technical Office was created, responsible for the cross-departmental work of the organisation (Children and Youth Services, IMPD, IMSS, Neighbourhood Plan, Sports, Education, Barcelona Institute of Culture, Libraries, Health, Fab Labs and Municipal Districts) to guarantee a varied offer throughout the entire summer, with "Èxit es-



tiu” [Summer success], “T’estiu molt” [Lovin’ summer], Baobab and summer activity programmes in August and the opening of libraries and civic centres and open playgrounds during August.

Culture plays a fundamental role in social cohesion and in the reduction of inequalities (target 10.3). The City Council has provided support to both private infrastructures that have suffered from the severe impact of the COVID-19 crisis as well as the ecosystem of public and independent spaces linked to creation, experimentation and exhibition. “Fem Cultura” [We make culture], the Barcelona Cultural Rights Plan, is a government measure with a budget of 68.7 million euros until 2023 to ensure access to culture, participation and the right to contribute to the cultural life of the city. In parallel, the decentralised activities of all the cultural programmes of the Barcelona Institute of Culture have been consolidated and expanded in public places and other spaces in several neighbourhoods. During the lockdown, the telephone reading programme “A cau d’orella” [Within earshot], specifically aimed at elderly people, was launched. In May 2021, the home loan service was reactivated for the elderly and those with mobility difficulties, and was expand-

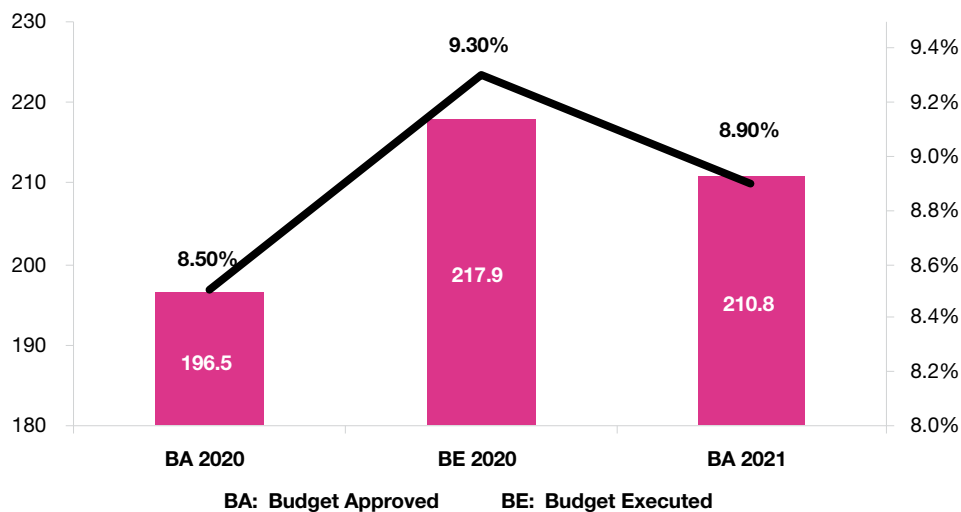
ed to include users who had been confined due to COVID-19.

Barcelona continues to show its commitment to policies that reduce the social division and the lack of opportunities experienced by certain social groups (target 10.4). In the last year, there have been improvements in the care provided to people suffering some form of disability. The “La Meva Llar” [My Home] subsidy programme was approved for fitting out homes to incorporate physical accessibility improvements, home automation features and to improve communication. The NaviLens system was incorporated into the Barcelona Metropolitan Transport (TMB) network as an accessible information and guidance system for people with vision and hearing disabilities. Support monitors were provided for children and young people with disabilities so that they could participate in inclusive summer activity programmes during the summer campaign.

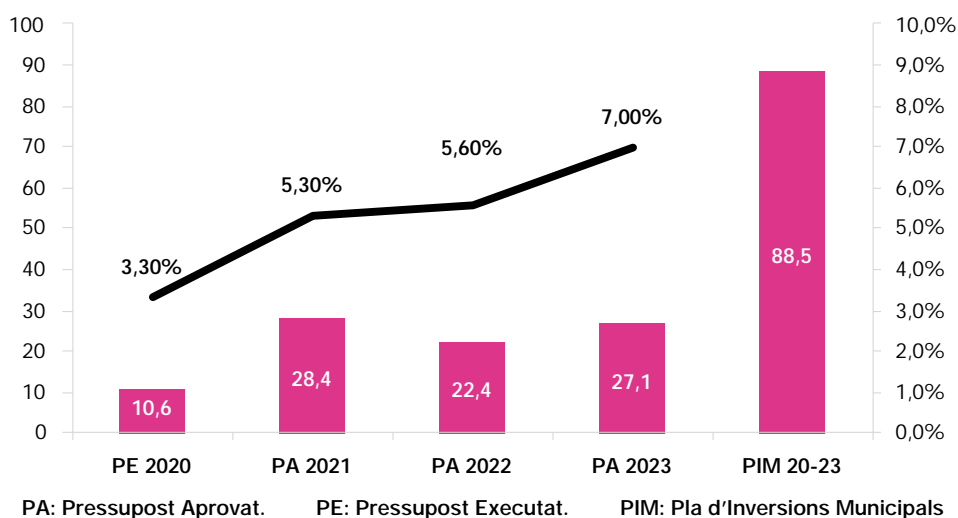
With regard to target 10.7, the Barcelona Intercultural Plan 2021-2030, a government measure that aims to increase the diversity of the municipal workforce through the inclusion of employees from different backgrounds and to integrate the intercultural perspective across all government actions.

Budgetary effort

Current municipal expenditure on SDG 10
(amount in millions of euros and % of the total budget)



Inversió prevista al PIM 2020-2023 a l'ODS 10
(import en milions d'euros i % sobre el total del pressupost)



Featured good practice

Increase in the number of points of the Socio-economic Response Network (XARSE) in neighbourhoods under the Neighbourhood Plan 2021-2024

The main objective of the Neighbourhood Plan is to empower residents so that they may organise and establish targets and initiatives to improve the collective life of the neighbourhood, promoting social innovation practices and citizen actions, with the aim of improving and reinforcing the neighbourhoods' social capital. Each one of the areas tackled (social rights, education, economic activity, urban ecology and environmental sustainability) is divided into a series of specific objectives. The actions cover 23 neighbourhoods, with an estimated population of 377,000 people.

In order to offset the socio-economic effects of the COVID-19 crisis in the most affected areas of the city, the Neighbourhood Plan has reorganised its resources, applying measures to facilitate access to financial assistance, lightening the load of families and entities by offering leisure and cul-



ture activities for children and young people. In each neighbourhood, the objective of XARSE is to help people affected by the different types of problems caused by the pandemic, through actions such as:

- ▶ Attending to each person's needs and referring them to the public administration or community resource that best suits their needs, in close coordination with Social Services
- ▶ Provision of support for online processing of financial aid
- ▶ Provision of digital training and support in collaboration with the Bit Hàbitat foundation
- ▶ Emotional support meetings
- ▶ Training and support on household finances
- ▶ Sessions about defending employment rights

Source: Barcelona City Council, https://ajuntament.barcelona.cat/ciutatvella/pla-desenvolupament-economic/ca/noticia/en-marxa-el-projecte-xarse-xarxes-de-resposta-socioeconomica-4_1011900

Barcelona, refuge city: inclusion through support for immigrants and asylum seekers

Since 1989, the City Council has provided support to non-EU immigrants and asylum seekers through the Assistance Service for Immigrants, Emigrants and Refugees (SAIER) and collaborates through subsidies with the city entities that work in asylum, international cooperation and development education. The "Barcelona, Refuge City" plan, began in September 2015 to provide a response to the current humanitarian crisis and prepare the city to receive and help refugees, provide them with the necessary services and guarantee their rights.

Even though the pandemic caused a reduction in international mobility during 2020, the SAIER did not see any decrease in the volume of work; they provided support to and advised 19,001 people. Despite the socio-sanitary crisis, the resources dedicated to the SAIER services were increased. The most significant of these include the opening of a

new municipal space, the 30% increase in the economic resources it receives and accommodation for an average of 180 people a month.

The increase in resources responds to the need to provide support to residents who are immigrants, one of the groups that has most suffered from the impact of the social and economic crisis caused by the pandemic. Another aspect to be considered is the restrictive legislation on foreign nationals, which makes regularising their administrative situation difficult and subsequently their access to jobs and public services.





Source: Barcelona City Council, https://ciutatrefugi.barcelona/es/noticia/el-saier-mantiene-el-volumen-de-personas-atendidas-a-pesar-de-la-pandemia_1047108

The “My Home” programme: subsidies to improve accessibility to homes for people with disabilities



Barcelona City Council, through the Municipal Institute for People with Disabilities (IMPD), has launched the “My Home” subsidy programme to promote the improvement in the physical and communicative accessibility of homes where people with disabilities and/or reduced mobility live, thus making it possible for them to live in their own home, autonomously and with greater integration in the local community. People able to benefit from this programme are those with a

certified recognised degree of disability equal to or greater than 33% and with a positive reduced mobility threshold, or those with a recognised disability equal to or greater than 65%. One of the requirements is that they are officially registered at the dwelling for which the subsidy is requested for at least one year prior to the application, either as owners, tenants or users of the dwelling, and that this is their usual and permanent residence.



Source: Barcelona City Council, <https://ajuntament.barcelona.cat/premsa/2020/09/26/ajuntament-de-barcelona-subvencionara-millores-en-laccessibilitat-dels-habitatges-on-hi-viuen-persones-amb-discapacitat/>



Make cities and human settlements inclusive, safe, resilient and sustainable

Targets for Barcelona for 2030

11.1 Affordable housing for all

11.2 More eco-mobility, based on a sustainable and inclusive public transport system of the highest quality

11.3 Achieve a change in urban model through social consensus in order to attain healthier and more sustainable public spaces, especially in areas surrounding schools

11.4 Greater protection, accessibility and knowledge of singular heritage and identity features of Barcelona and its neighbourhoods

11.5 Maximum protection for people and prevention of material damage during severe climate episodes

11.6 Compliance with the air quality thresholds recommended by the WHO

11.7 Greener and safer public spaces where people can play

11.a By 2030, have a new Metropolitan Urban Planning Master Plan

11.b Develop Barcelona's urban resilience model

11.c Develop international cooperation associated with urban planning and housing

Indicator status

SDG target	Indicator (code)	Indicator (definition)	Earliest available value (from 2015 onwards)	Last available value (until the end of 2020)	Year	Trend (since 2015)	Trend (from last year available)
11.1	ODSBCN-1111	Proportion of families that allocate more than 40% of their resources to housing expenditure	15.1%	15.0%	2019-2020	↓	↓
11.1	ODSBCN-1112	Proportion of protected rental housing in relation to the total housing stock of main residencies	1.28%	1.39%	2020	↑	↑
11.1	ODSBCN-1113	Number of evictions in the Judicial District of Barcelona, i(including Barcelona, Badalona, Sant Adrià del Besós and Santa Coloma de Gramanet)	3,098	1,028	2020	↓	↓
11.2	ODSBCN-1121	Eco-mobility (proportion of journey stages made using public and/or non-motorised transport)	73.9%	74.9%	2018	↑	↑
11.2	ODSBCN-1122	Evaluation of the management of the various types of public transport by the people who use them: metro, tram, bus and Bicing	7.6 (Metro); 7.2 (Bus); 7.0 (Bicing)	7.5 (Metro); 7.9 (Tram); 7.5 (Bus); 7.6 (Bicing)	2021	↑ ↓ ↑ ↑	↑ ↑ ↑ ↑
11.2	ODSBCN-1123	Degree of bus fleet electrification	0.8%	0.8%	2020	*Earliest available data	*Earliest available data
11.2	ODSBCN-1124	Journeys/year made by the door-to-door service for people with disabilities	331,055	188,465	2020	↓	↓
11.3	ODSBCN-1132	Number of schools benefiting from urban-planning actions to create protected school environments	20	75	2021	↑	↑
11.5	ODSBCN-1151	Quantification of human damage caused by water-related disasters (millions of euros)	11	5.8	2018	↓	↑
11.6	ODSBCN-1161	Average concentration in µg/m3 of NO2, PM10 and PM2.5	56.0 (NO2); 28.0 (PM10); 17.1 (PM2.5)	35.0 (NO2); 22.6 (PM10); 14.0 (PM2.5)	2020	↓	↓
11.7	ODSBCN-1171	Surface area of non-woodland urban green areas	11.28	11.70	2020	↑	↑
11.7	ODSBCN-1172	Rating of the street cleaning service (0-10)	6.5	6.4	2020	↓	↑

SDG target	Indicator (code)	Indicator (definition)	Earliest available value (from 2015 onwards)	Last available value (until the end of 2020)	Year	Trend (since 2015)	Trend (from last year available)
11.a	ODSBCN-11a1	Status of the procedure for the new Metropolitan Urban-Planning Master Plan		Plan in public scrutiny phase	2021	✓	✓
11.b	ODSBCN-11b1	ODSBCN-11b1 Degree of development of Barcelona's Urban Resilience Model		Resilience strategy and resilience hub	2021	✓	✓
11.c	ODSBCN-11c1	Resources of the municipal Global Justice programme, allocated to the objective of improving urban planning and housing	€334,201	€769,962	2020	↑	↑
11.c	ODSBCN-11c2	Specialist personnel in member cities involved in specialist exchange programmes concerning urban planning and housing	10	9	2020	↓	↓

Description of progress and municipal action by SDG

The indicators for this SDG, fundamental for quality of life in the city, have performed favourably in almost all targets. In this case, the pandemic has had a positive influence, for example, through the moratorium decreed on evictions, or the sharp fall in air pollution, which goes hand in hand with the fall in vehicular mobility. With regard to transport, eco-mobility was on the rise up until the outbreak of the pandemic. The pandemic however, has had an impact on mobility patterns. The Municipal Services Survey recorded a fall in the use of public transport as the most used form of transport from 69% to 63% between 2019 and 2020, with walking benefiting the most and then either the car or the bicycle for longer distances. The results for 2021 show a stable evolution, but with an increase in the rating of public transport, and even parking, by people who make use of them, reaching all-time highs in some cases. Over the last year, the perception of the quality of the cleaning service has also recovered to a good extent. The few indicators for this SDG that have decreased are also closely linked to the pandemic. In 2020, the amount of travel decreased and, logically, so too the technical exchanges of the international cooperation programme. It remains to be seen whether this trend will become

consolidated over the coming years or is simply a one-off event.

In order to defend the right to a decent home for all people (target 11.1), the City Council is promoting a housing model based on affordable rent and leasehold formulas that guarantee the control and public ownership in order to combat gentrification and real estate speculation. The aim of the Right to housing plan 2016-2025, is to double the size of the affordable and quality public housing stock, to reach the figure of 12,000 public dwellings in the city.

Nine hundred dwellings have been bought since 2015 for the social emergency housing pool, but the most significant effort is being made in the construction of new homes. At the end of 2021, there were 3,200 protected homes and dwellings within the social housing scheme under construction or about to commence, of which the IMHAB currently has 35 developments underway for a total of 2,796 public homes and/or accommodation units. It is forecast that they will be ready in 2024 and be distributed in the following manner:

- ▶ Affordable rent: 1,939 dwellings
- ▶ People affected by urban planning processes: 285 dwellings

- ▶ Leasehold for 75 years: 424 dwellings
- ▶ Cohousing: 134 dwellings

It has been established that 30% of the dwellings awarded from the public housing registry are for young people. Also remarkable is the number of assisted-housing dwellings for the elderly. By 2023, 475 new dwellings of this type will be created, with communal services and a private dwelling for each household.

Meanwhile, the IMHAB has implemented a plan for purchasing existing dwellings on a large scale, thanks to the various legal rights that allow it to exercise the pre-emptive rights and rights of first refusal. There is also an Assignment Programme, which has the same aim of capturing private housing to cover social rental needs for people in a situation of social exclusion. The three mobilising programmes for using vacant housing as public rental properties (Habitat3, Borsa de Lloguer [Rental Housing Pool] and the HUTs Programme) have increased the housing stock controlled by the IMHAB by 1,500 units.

Councils also signed a framework agreement with social housing foundations and cooperatives, to allow the constitution of a leasehold on plots and properties owned by the City Council in favour of these not-for-profit social entities. The aim is to provide dwellings for affordable rental housing and the transfer of rights of use (cohousing), according to the criteria of non-accumulation, sustainability, social prices and the promotion of community links.

The City Council and the AMB have promoted the constitution of Habitatge Metròpolis Barcelona [Barcelona Metropolis Housing], the first public/private rental housing operator in Spain. This operator aims to construct 4,500 dwellings in the metropolitan area within eight years, 2,250 of which will be located in Barcelona. They will be allocated as social housing, with prices between 450 and 700 euros a month. Furthermore, the land on which they are built will always be publicly owned and the dwellings will never be sold on the open market.

Several sectors in the city have evolved to favour affordable social housing. An agreement has been reached with the developer in the La Maquinista sector, to reduce the planned expansion of the shopping centre by half, in order to create more housing, local commerce and green areas, to favour neighbourhood life and the connection of the urban fabric. Of particular significance is the ATRI [Tactical Associations for Inclusive Repopulation] initiative, which allows for small, economical and

quickly executable developments, through the transformation and extension of buildings that have not exceeded their development potential.

The different programmes for promoting renovation, regeneration and renewal promoted by the City Council have in the last five years represented a public investment of 127 million euros, which has the capacity to generate 508 million euros in GDP, as well as the creation of 28,000 jobs to benefit the living conditions of more than 145,000 people. Renovation grants rose from 20.5 million euros in 2020 to 37 million euros in 2021, with a particular emphasis on highly complex buildings, urban regeneration and prioritising energy renovation. At a local level, one of the neighbourhoods where there has been a greater focus is El Carmel.

Work has also been carried out on modernising the sector. The IMHAB, in partnership with the private sector and professional associations, has driven the industrialisation of the construction processes, to achieve a faster and more efficient manufacturing process and sustainable use of resources. Furthermore, it has created the Càtedra Barcelona d'Estudis de l'Habitatge [Barcelona Housing Studies Programme] which covers the three levels of government (state, regional and local) and four of Barcelona's universities (UB, UAB, UPF and UPC).

All of these medium-and long-term actions have been implemented without forgetting the need to find urgent solutions for families at risk of losing of their home. In this regard, the Barcelona Anti- eviction Unit has prevented 95% of evictions of vulnerable families, with more than 10,000 evictions halted, seeking long-term solutions for all these cases. These solutions include the construction of APROP modules, temporary assisted-housing units created quickly by making use of shipping containers.

At a structural level, the approval of the municipal law implementing Act 11/2020 of the Catalan Parliament to regulate housing rental prices in the city for five years is very significant. The measure aims to reduce the reference price by 5%, according to the Catalan government's price index and has been in force since November 2021.

Targets 11.2 and 11.6 address the need to transition towards a new mobility model, which decreases air and noise pollution, having a positive effect on the quality of life of the citizens. Transport is responsible for 40% of greenhouse gas emissions. With the aim of reducing CO2 emissions, Barcelona is implementing mitigation measures such as the Low Emission Zone (ZBE for its acronym in Cata-



lan) and the previously mentioned “Barcelona, ciutat 30” [Barcelona, a 30 km/h city] (see SDG 3). The new Urban Mobility Plan has been approved, which establishes the target of 81.52% of journeys being made on foot, by public transport or bicycle by 2024.

Within the area of public transport, despite the decrease in passengers due to the mobility restrictions during the pandemic, the TMB service (Barcelona Metropolitan Transport) has operated a full bus and Metro service, and it has even increased the capacity of the Metro during rush hour by 20% compared to the previous year. The first X1 bus route has been opened, an XPRESBus service that connects the city centre with the intermodal nodes at Francesc Macià and Glòries, running every 8 minutes, and the L-10 South line of the metro has been extended. Also of particular note is the freezing of public transport fares in 2021 and 2022.

In terms of changing the model, TMB has acquired eight fuel cell electric vehicles and has an open invitation to tender for the purchase of 210 electric and hybrid buses, and an order amounting to 116 million euros to renew the fleet and reduce emissions over the next four years. The aim of this measure is for 50% of the TMB fleet to be electric vehicles and the rest running on clean or low emission energy by 2030. With regard to infrastructure, the project to connect the tramlines along Diagonal has been approved and work is expected to commence in 2022. A great deal of expectation is also being placed on the Rodalies de Catalunya Plan 2020-2030, which envisages an investment of more than 6.3 billion euros. In la Sagrera, despite the accumulated delay of many years, the works are progressing at a good pace and in December 2020, the first trains were already passing through the future station.

Bicycle mobility has improved with the addition of two major cycle lanes to the city’s cycling network, which are key to progressing towards a greater



Metropolitan connectivity. There are already 240 km of cycle lanes in the city and in 2023 this is expected to reach 272 km. At the same time, there has been an extension to the Bicing network, with 519 stations by the end of 2020.

Other significant measures, focused on regulation, are the consolidation of the Low Emission Zones (following the moratorium during the pandemic), the extension of the regulation of public spaces to the entire city, the roll-out of shared bicycle and motorcycle licences and the progressive extension of the public electric vehicle charging network (Endolla Barcelona), which aims to increase the 600 current charging points to 3,300 by 2024.

In order to fund the acquisition of electric buses and other mobility transformation measures (such as the Low Emission Zone and promoting the use of bicycles), the AMB hopes to be able to obtain

more than 200 million euros from the EU Next Generation fund.

With regard to mobility, the final point to mention is the Municipal Urban Goods Distribution Strategy (DUM), some of the most important measures of which are: 1. Implement a network of urban goods distribution centres at strategic points of the city and close to demand, that function as intermodal distribution platforms; 2. Create two Municipal Access Distribution Centres, associated with the implementation of an electrical energy generation system or replenishment with alternative fuels; 3. Creation of intermodal nodes for the transport of goods to the city centre associated with the railway network and the creation of a network of click&collect points.

The City Council has continued promoting urban transformation actions aimed at achieving a more open and welcoming city, with the same demands

for urban and environmental quality as the most advanced European cities. To a large extent, this will provide a safe, peaceful and accessible public space for living and cohabitation (targets 11.3 and 11.7).

During the first year of the pandemic, urban planning measures were adopted to respond to the urgent need for more public space for pedestrians and recreational use, with quick and low cost transformations that were at the same time provisional and reversible, such as coloured edges, urban furniture, gardens that could be moved and games painted on the ground. Following this line is the “Obrim carrers” [We’re opening up our streets] programme, in which some streets, mostly commercial thoroughfares with a great deal of footfall, are closed to road transport during the weekends.

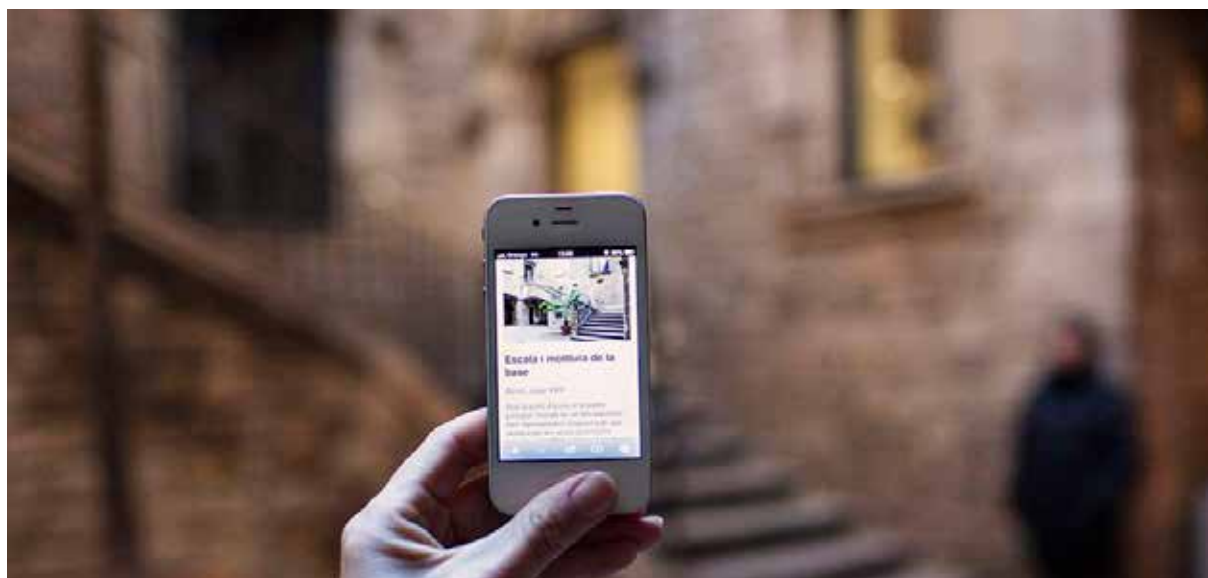
At a structural level, the most significant initiative to renew the urban fabric is the extension of the superblocks model. The Superilla Barcelona [Barcelona Superblocks] Project, approved as a government measure in November 2021, aims to recover 1 million square metres for residents, green areas, sustainable mobility and local residents, as part of a city model that prioritises everyday life, the ecological transition and the cohesion of the neighbourhoods. This model will be followed to transform Eixample, providing it with 21 focal points and 21 areas with traffic calming measures and green areas. In accordance with the winning proposal, a new street model is planned for the whole of the Eixample, with a single level surface and panot tiles throughout the whole area, with much more greenery, urban furniture and play areas, and management of 30% of the water.

Another extremely innovative measure for this area is the commitment to school environments with traffic

calming measures, in other words, ensuring they are less exposed to vehicle transport, noise and atmospheric pollution, and favouring the coexistence of the school and residential community. So far, 26 schools have transformed their surroundings, and in 2021, 74 more will be added. This action will convert 14,150 m² of asphalt into recreation areas and 16 streets into pedestrian priority areas. The entire programme will provide traffic calming measures for the areas around 155 schools between 2020 and 2022, benefiting more than 31,000 students and their families. This transformation is progressing at a good pace, it is also linked to the adaptation of the schools to climate change and is partly funded by the European Union (see SDG 13, section on good practices).

Other important actions for target 11.7 are the adoption of the 2030 Nature Plan, which will allow Barcelona to gain 18 ha of green areas through 42 actions (see SDG 15). Between 2019 and 2021 more than 6 million euros have been dedicated to improving 20 gardens. The remodelling of Avinguda Meridiana should also be mentioned, converted into a civic thoroughfare with wide pavements, vegetation and a cycle lane, the opening of the large park on the Glories roundabout and the Play Plan for public spaces, an initiative that aims to improve and diversify more than 900 children’s play areas in the city, thus contributing to the development of children and teenagers, to improving the mental and physical health of young and old alike and coexistence, through the recovery of public spaces as a place for social gatherings. Through the Neighbourhood Plan, 15 interventions in public areas have been executed in order to improve accessibility.

Target 11.4 (protection, accessibility and knowledge of urban heritage) does not yet have indicators with sufficient data for monitoring purposes. As regards



protection, the most significant is the special Plan for protecting the heritage of the historic centre of Gràcia. The dissemination section details the remarkable investment in technology to promote the diffusion of the heritage centres, through the generation of digital content and improving the technological equipment of cultural spaces.

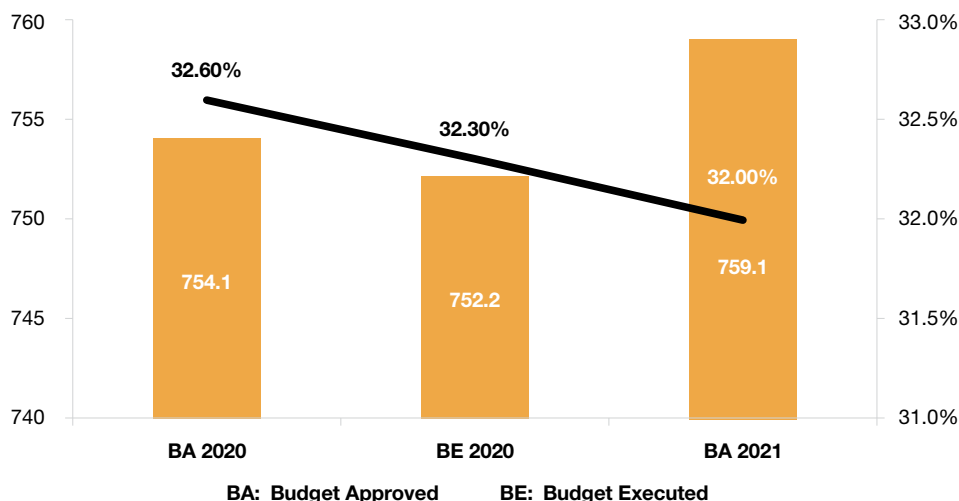
Lastly, in relation to targets 11.5 and 11.b, it should be noted that Barcelona City Council has approved its resilience strategy, through which, combined with the commitment to international cooperation, it has been recognised as one of the leading “resilience hubs” in the world. This strategy is in line with the 2030 Agenda for the city, given that its three main priority areas

are (1) the right to decent housing and access to basic services, including targets 1.1, 1.4 and 10.4 (economic support); 2.1 (food); 3.8 (health); 4.1, 4.2 and 4.5 (education); 6.1 and 6.2 (water and sanitation); 7.1 (energy); 9.c (Internet); 10.3 (culture); 11.1 (housing); 11.2 (transport), and 16.1 (safety); (2) public spaces (accessibility, health, social use and cohesion), including targets 11.2, 11.3 and 11.7; and (3) ageing and demographic change, particularly including SDGs 1 (1.5), 3 (3.4), and 10 (10.2, 10.3 and 10.7). With regard to the definition of indicators, the localisation of the 2030 Agenda has been assessed by the City Resilience Global Programme, thanks to the knowledge generated by the City Resilience Profiling Tool, UN-Habitat, the agency of the United Nations for cities and urban settlements.

Budgetary effort

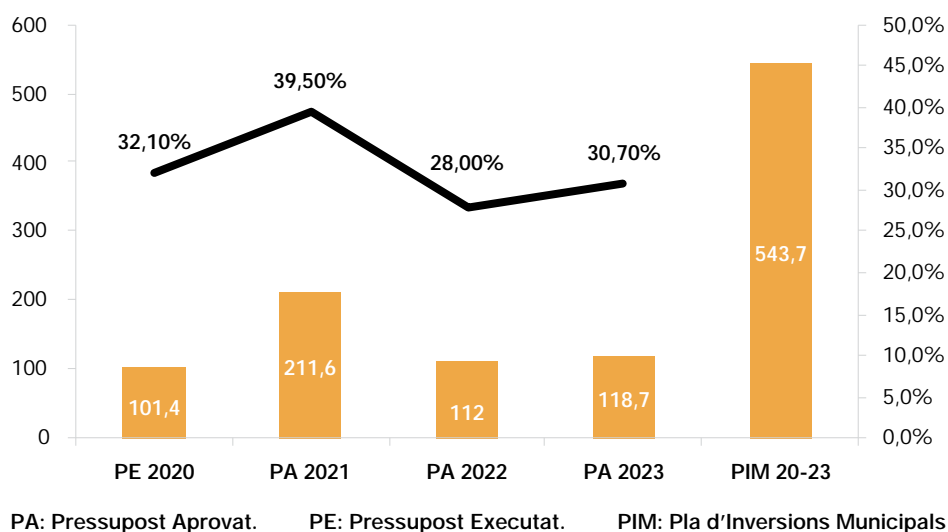
Current municipal expenditure on SDG 11

(amount in millions of euros and % of the total budget)



Inversió prevista al PIM 2020-2023 a l'ODS 11

(import en milions d'euros i % sobre el total del pressupost)






Resilience Atlas: generating a risk map of Barcelona

One of the key points on which Barcelona has built and evolved its urban resilience model is the analysis of risks and improved knowledge the city's response capacity, as well as its weaknesses. It is an essential step in the continual improvement process to build resilience that makes it possible to direct and prioritise actions that need to be implemented, thus completing the cycle: risk management, risk analysis and risk reduction.

Impact studies and risk assessments have been carried out over the years, which, in general, have shared the aim of locating (both territorially and demographically) the most vulnerable or most exposed points of the city, as well as population

groups. Based on this work, a risk map has been generated, which may be of general interest (internally for organisational purposes, but also externally) to report on and boost policies to improve resilience and to mitigate risks and vulnerabilities, especially those in areas identified as most sensitive.

The Resilience Atlas aims to compile this information and make it accessible, through the publication of a wide variety of maps (results of studies geared towards city planning or strategic decisions, analysis of vulnerabilities, information gathering initiatives of a mainly descriptive nature, etc.) which help to improve the knowledge we have of our city, while also serving as a basis for future studies.



Source: Barcelona City Council, <https://coneixement-eu.bcn.cat/widget/atles-resiliencia/index.html>



Superblock Barcelona: a street transformation model for the entire city

The superblock concept is based on the creation of a pedestrian area where leisure activities are carried out, or a residential complex of buildings surrounded by landscaped areas and limited traffic. Barcelona already has five such areas in the neighbourhoods of Poblenou, Horta, Les Corts, Hostafrancs and Sant Antoni, and aims to extend them to the Dreta de l'Eixample, l'Esquerra de l'Eixample and Sant Gervasi de Cassoles neighbourhoods. The Superblock programme is taking a step forward and becoming the street transformation model for the entire city, with the aim of reclaiming for citizens some of the space currently occupied by private vehicles. The goal is to create a healthy, greener, fairer and safer public space that promotes social relations and the local economy.

Barcelona City Council has conducted a detailed analysis of the city: citizen flows and mobility, neighbourhood facilities, green spaces, building and social fabric and so on. It is through this com-

prehensive approach that a road hierarchy has been created enabling some streets to be freed of road traffic and the creation of a network of green hubs and squares where pedestrians have priority. This network allows the creation of a new map of the city where citizens are the central players. This new vision will first and foremost be applied in the Cerdà section and, in particular, in the Eixample district, extending the network of green hubs and squares which have already started to be created in the Sant Antoni neighbourhood.

Around 1,500 m² of public space is expected to be gained for pedestrian use in each street section (one block). This means doubling the current space to achieve some 3,000 m² in all. The space gained in the squares at the junctions will be around 1,300 m², tripling the current figure to reach nearly 2,000 m² of pedestrian space in all. The gain is expected to be at least 10% of the overall surface area for green hubs and squares, through zones with vegetation. There will be roughly 300 m² of greenery along street sections, while in the squares at the junctions the potential space to be gained for greenery is between 190 and 4,000 m².



Source: Barcelona City Council, <https://ajuntament.barcelona.cat/superilles/es/>





Ensure sustainable consumption and production patterns



Targets for Barcelona for 2030

- 12.2 50-50-100 target for an efficient and sustainable use of natural resources
- 12.3 Reduce food waste by half
- 12.4 Reduce the presence and impact of plastics and micro-plastics in the environment in Barcelona
- 12.5 A significant leap in the reduction and recycling of waste
- 12.6 All large companies operating in Barcelona must have environmental certificates

- 12.7 Barcelona City Council's public procurement will meet all the standards established by the United Nations concerning sustainable procurement (social, environmental and economic clauses)
- 12.8 The More Sustainable Barcelona Network will have 3,000 member organisations committed to the 2030 Agenda
- 12.a. Develop international cooperation for the promotion of more sustainable consumption and production models
- 12.b. Considered to be part of the target 8.9

Indicator status

SDG target	Indicator (code)	Indicator (definition)	Earliest available value (from 2015 onwards)	Last available value (until the end of 2020)	Year	Trend (since 2015)	Trend (from last year available)
12.2	ODSBCN-1221	Proportion of energy consumption of renewable origin	16.2%	21.2%	2018	↑	↑
12.2	ODSBCN-1222	Proportion of municipal waste that is recovered	41.8%	39.8%	2019	↓	↓
12.3	ODSBCN-1231	Tonnes of food used by the Barcelona food bank that come from food waste	7,874	10,774	2020	↑	↑
12.5	ODSBCN-1251	Kg/inhabitant/day of solid urban waste collected	1.27	1.19	2020	↓	↓
12.5	ODSBCN-1252	Percentage of collected solid urban waste that is then recycled	36.24%	39.51%	2020	↑	↑
12.6	ODSBCN-1261	Number of organisations with environmental certificates	179	382	2019	↑	↑
12.7	ODSBCN-1271	Barcelona City Council's score on the composite index for sustainable public procurement produced by the One Planet Network Sustainable Public Procurement Programme (created from a series of indicators for the process and results of public procurement policies). (Index from 0-5)	4.67	4.67	2019	*Earliest available data	*Earliest available data
12.8	ODSBCN-1281	Number of organisations that have joined the More Sustainable Barcelona network	599	1,619	2020	↑	↑
12.a	ODSBCN-12a1	Resources from the municipal Global Justice programme allocated to the promotion of more sustainable consumption and production models	€573,763	€145,000	2020	↓	↓

Description of progress and municipal action by SDG

SDG 12, concerning sustainable consumption and production, is essential for the transformation of the development model. It is also one of the goals where it is necessary to have greater collaboration between administrations, private agents and society as a whole. Therefore it is especially satisfying to record the increasing support of social organisations and companies for the municipal commitment to sustainable practices (targets 12.6 and 12.8).

Furthermore, the reduction in food waste represents a decrease in the generation of waste, in line with the Zero Waste strategy adopted by Barcelona City Council since 2016. The strategy has been updated with the Zero Waste Plan 2021-2026, focusing on five points:

- ▶ The promotion of reuse and the preparation for reuse
- ▶ The reduction of food waste and single-use plastics
- ▶ The roll-out of individualised selective collection systems, making the organic fraction a central focus of waste management
- ▶ Promotion of a regulatory framework that favours Zero Waste
- ▶ Achieving real participation of citizens and social agents in the management of waste and the circular economy.

In 2020, the level of selective waste collection for the city as a whole stood at around 40%, a positive trend, but still far from the target desired for 2030 (target 12.5). The introduction of door-to-door waste collection is to provide a greater boost to the selective collection. Following a pilot test in Sarrià, the City Council aims to gradually expand this service. More recently, the City Council has presented the Barcelona Zero Plastic Commitment, the result of a study carried out by more than 70 entities of the More Sustainable Barcelona Network, which forms part of the Zero Plastic Board. This initiative aims to encourage entities and companies to join up in order to tackle irresponsible economic practices, which quickly become products that end up in a landfill site.

Within the framework of sustainable food, related to SDG 2, Barcelona is also fighting against waste from production (target 12.3). According to the Catalan Waste Agency, each person generates 35 kg of food waste a year; 58% of food waste takes place in homes, whereas supermarkets are responsible for 16%, bars and restaurants for 12%, the retail trade for 9%, institutional catering and restaurant services for 4% and 1% comes from municipal markets. In 2020, the food bank recovered 10,774 tonnes of food that would have been taken to the landfill, 2,660 more than 2019, a fact that reflects both the solidarity of society as well as the increasing needs of the population during the pandemic. Changing food consumption models will help reduce the carbon footprint, as well as other polluting impacts associated with agricultural activities. Of particular note for this point is the progress represented by the approval of Act 3/2020 of 11 March on preventing food loss and waste in Catalonia. It is also important that the Mercabarna Gates project makes good progress, as this envisages expanding and digitalising the green point and provides for a new facility for housing the new organic selection and food use systems.

Public procurement is one of the instruments that provides administrations with greater capacity to effect change in the production model, especially in the local business fabric. In the last few years, and by taking advantage of the loopholes in the legislation, the City Council has been transitioning towards responsible and green public procurement models (target 12.7). The United Nations Environment Plan (UNEP) has generated a methodology for calculating indicator 12.7.1, concerning sustainable public procurement. During the first wave, Barcelona City Council obtained the highest score of all the administrations around the world that presented their results (see section on good practices). The Sustainable Public Procurement Goals Plan 2020-2021¹⁵ implements and reinforces this commitment.

A change in the behaviour of companies is key to progressing towards achieving this SDG (target 12.6). In 2019, 382 certifications were issued, 50 more than in 2018. The data for 2020 will be received during the last quarter of 2021. This indicator shows a growing trend in adopting the eight types of certifications considered, with a particu-

¹⁷ See <http://hdl.handle.net/11703/120106>

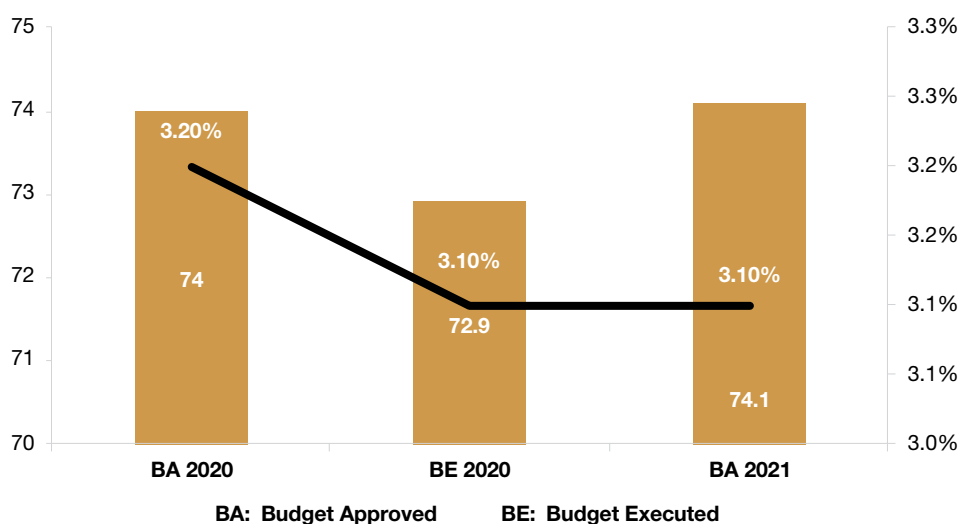
lar increase in EMAS, BREADS, LEEDS and the adoption of voluntary agreements to reduce CO2.

Knowledge and the integration of sustainable development practices within organisations is key and must become a commitment among citizens (target 12.8). At present, 1,619 organi-

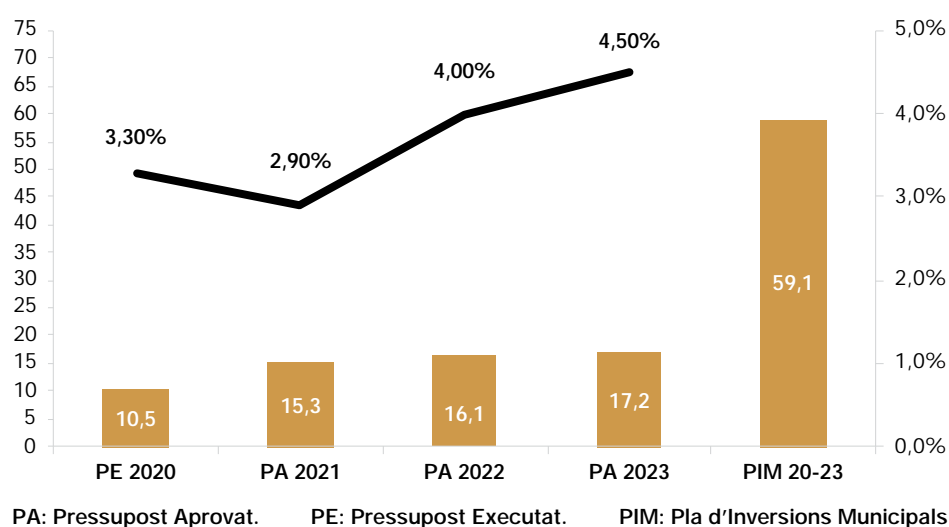
sations have adhered to the scheme, meaning that the midway point has already been reached (3200 organisations by 2030). The participation process of the Pla Canviem pel Clima [Let's Change for the Climate Plan] could contribute to significantly increasing the number of entities signed up.

Budgetary effort

Current municipal expenditure on SDG 12
(amount in millions of euros and % of the total budget)



Inversió prevista al PIM 2020-2023 a l'ODS 12
(import en milions d'euros i % sobre el total del pressupost)



Featured good practice

Barcelona Zero Plastic Commitment

The Barcelona Zero Plastic Commitment aims to become a catalyst and promote actions and projects to reduce single-use plastic. Its work framework is structured into four parts:

- ▶ Awareness raising
- ▶ Reaffirming commitments
- ▶ Acquired commitments
- ▶ Call to action
- ▶ Projects

The Commitment is the result of around 50 projects, applied to the following areas: circuits and



logistics of reuse, promoting reusable elements, greening, training and awareness raising and the range of products for users. The first projects presented include the reusable lunch box for takeaway food (Reusabol); allowing customers to use their own containers for purchases at the supermarket (Ametller Origen); reusable cutlery in restaurants (BSM - Barcelona Zoo); guidelines for neighbourhood waste reduction (Federation of Neighbourhood Associations of Barcelona); and Manoplas, the reusable gloves based on solidarity and the circular economy (Bolseta).

Following this, the Commitment will gather initiatives and projects to reduce single-use plastics throughout the year. All types of organisations in the city are welcome to join the commitment, with either small or large scale actions.

Source: Barcelona City Council,
<https://www.barcelona.cat/barcelonasostenible/es/node/14610>

Barcelona, at the forefront of Sustainable Public Procurement



Barcelona has achieved a score of 4.36, the highest among a total of 39 contributions received from subnational governments (and of the 79 contributions received from all governments, including national and subnational levels).

The report on the city of Barcelona is the only one that has been classified as belonging to the highest category, "Category 4: High level of implementation", due to the advanced level of imple-

mentation of the sustainable public procurement practices, but also due to the quality of the report and the references submitted.

The 2020 report presentation exercise, considered a pilot, also had the aim of better understanding the conceptual framework and trends in the monitoring, as well as the availability of data. It is expected that the compiled results will be available towards the end of the year.



Source:
<https://www.unep.org/explore-topics/sustainable-development-goals/why-do-sustainable-development-goals-matter/goal-12-8> and Barcelona City Council (internal communication)



Take urgent action to combat climate change and its impacts



Targets for Barcelona for 2030

- 13.1 100% of the population will be less than 300 metres from a climate refuge, and with a water garden in every district
- 13.2 Achieve the reduction in Greenhouse Gas (GHG) emissions established in the most ambitious international agreements

13.3 In the decade from 2020 to 2030 have effective tools for improving the education, awareness-raising and human and institutional capacity for the mitigation, adaptation, impact reduction and early warning of climate change

13.a i 13.b Develop international cooperation relating to the prevention and mitigation of the effects of climate change

Indicator status

SDG target	Indicator (code)	Indicator (definition)	Earliest available value (from 2015 onwards)	Last available value (until the end of 2020)	Year	Trend (since 2015)	Trend (from last year available)
13.1	ODSBCN-1311	Proportion of the population that have a climate refuge less than a 10 minute walk from their home	87.5%	87.5%	2021	*Earliest available data	*Earliest available data
13.1	ODSBCN-1312	Water surface area in ornamental fountains	109,899 m ²	110,760 m ²	2020	↑	↑
13.1	ODSBCN-1313	Number of multifunction fountains at schools, open playgrounds	0	14	2020	↑	↑
13.2	ODSBCN-1321	Reduction in GHG emissions compared to 1992 (x1000 Tonnes of CO ₂)	3,455.5	2,740.8	2020	↓	↓
13.3	ODSBCN-1331	The existence of an operational Climate Emergency Committee at a city level		Committee operational	2020	✓	✓
13.3	ODSBCN-1332	Number of districts with environmental education facilities	8	8	2019	=	=
13.a	ODSBCN-13a1	Resources of the municipal Global Justice programme, allocated to the prevention and mitigation of the effects of climate change	€52,007	€52,007	2019	*Earliest available data	*Earliest available data

Description of progress and municipal action by SDG

The indicators for SDG 13 are progressing favourably, driven by the reduction in emissions due to the lockdown, but also due to a series of measures rolled out to achieve the targets for mitigation and awareness raising.

In its commitment to reinforcing the city's resilience to climate change and climate associated risks (target 13.1), the City Council has created a

network of climate shelters, totalling 160, distributed around the city.

Of particular note among the adaptation efforts is the "Protegim les escoles" [Protecting schools] programme, with the implementation of 26 actions in 2020, 76 in 2021 and a further 54 scheduled for 2022. These are all designed through co-creation processes which involve the education community (see section on good practices). Eleven schools that between them have a total of 2,213 m² of new shaded areas



have been included in the climate shelter network.

Another adaptation element are green roofs. The municipal grants for the renovation of buildings for 2020 and 2021 included a line of grants that also envisaged actions that would transform 50% of the surface area of the roof into a green roof. Ten new roofs have been created which were the winners of the green roofs competition.

The Climate Plan 2018-2030 establishes the basis of the city of Barcelona's climate policy, guided by the need to achieve a very significant reduction in greenhouse gas emissions per capita (target 13.2). This plan is structured into five areas and 18 lines of action. The areas of action correspond to the major issues that the plan is intended to address both directly and cross-cuttingly: People first, Starting at home, Transforming communal areas, Climate economics and Collective construction.

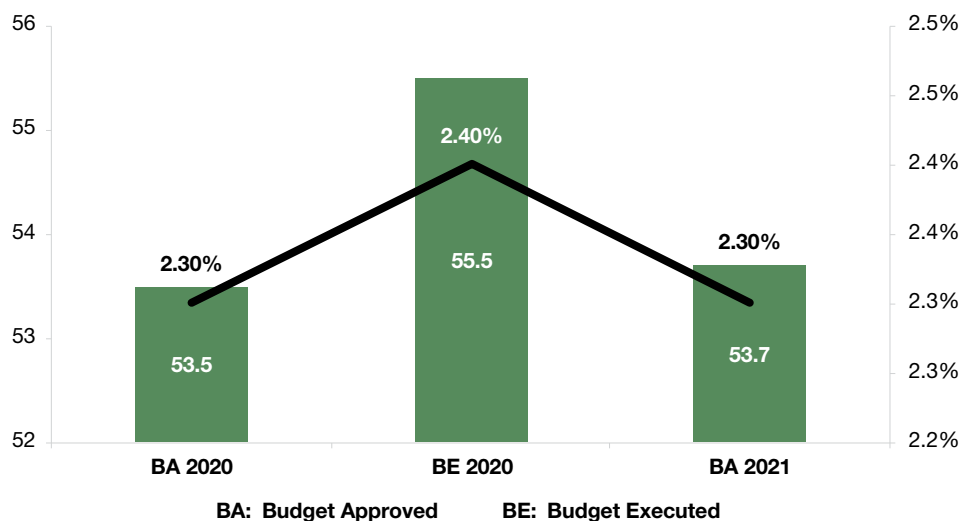
In recognition of the extreme severity and urgency of the global warming problem, in the summer of 2019, Barcelona City Council created the Climate Emergency Committee, a large space for participation (target 13.3) that led to the Climate Emergency Declaration in January 2020. This declaration considers the climate challenge in terms of transforming the city, proposing seven changes in the model and two necessary adaptations. In 2021, the Climate Plan and the Climate Emergency Declaration were integrated to create the 2030 Climate Emergency Action Plan.

Another key element for target 13.3 is the 2030 Let's Change for the Climate Plan, an update of the Strategy for raising awareness designed to develop and extend the culture of sustainability. It is currently in the citizen participation phase¹⁶, a process through which the strategic framework and action lines are expected to be validated and new proposals requested and actions prioritised.

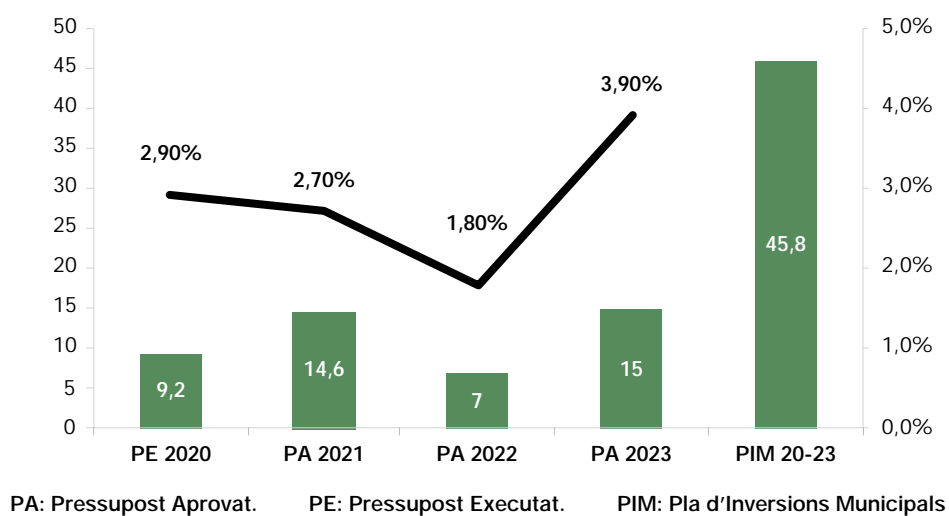
¹⁸ <https://www.decidim.barcelona/processes/canviempelclima>

Budgetary effort

Current municipal expenditure on SDG 13
(amount in millions of euros and % of the total budget)



Inversió prevista al PIM 2020-2023 a l'ODS 13
(import en milions d'euros i % sobre el total del pressupost)





2030 Let's Change for the Climate Plan

The preliminary document of the 2030 Let's Change for the Climate Plan proposes various lines of action that are grouped together into five intervention areas. These refer to groups and people with whom to work and continue providing support:

1. The City Council itself. Barcelona City Council is a complex body with 13,000 employees. Through the More Sustainable City Council (A+S), programme, it works in a cross-departmental manner throughout the organisation (areas, district and municipal Institute) to lead the change by example. This intervention area is committed to consolidating and reinforcing this programme and multiplying the number of actions. There are also plans to strengthen the internal coordination with a variety of strategic areas (in particular, with the 2030 Agenda) to plan and jointly execute projects and actions to promote the culture of sustainability.
2. The "ally" agents (which are essentially the members of the More Sustainable Barcelona network). The more than 1,800 organisations of the More Sustainable Barcelona network (associations, companies, unions, guilds, universities, schools, etc.) are key allies in extending the sustainability culture in their sphere of influence and to scale up and multiply the success experiences of pioneering organisations in the city. This intervention area

aims to promote this collective participation that acts as a driver of change, improving the opportunities for meeting and working together with allies, and reinforcing their transformative ability to act.

3. The people and groups that have already realised there is a need to change. Beyond the network of allies, there is an increasing number of individuals, families and groups that have become aware of the need to change and who within their scope of action (domestic, professional, associations, community, leisure, etc.) participate in transformative initiatives, some more ambitious than others. The plan must continue stimulating this group of aware and active people, empowering them and offering them opportunities and support to boost the multiplying effect of their commitment and involvement.
4. The groups and people who are unaware of the challenges of the climate emergency. There is still a significant number of groups and a broad segment of citizens who are unaware of the challenges involved in the climate emergency and global crisis, often due to lack of knowledge. It is therefore necessary to implement a whole range of strategies, actions and dissemination spaces to raise awareness among this sector of the population with little or no motivation to act, enabling them to connect with the magnitude, urgency and



impact that this global crisis has on everyday life. This connection with everyday life (health, food, mobility, security, etc.) is the step prior to achieving a more active involvement.

5. The key agents for their transformative capacity and influence on society. The culture of sustainability must be cross-cutting and impregnate the different spheres of our society: health, culture, education, consumption, leisure, etc. To achieve this, it is necessary to seek agreements with numerous agents (within the municipal sphere but also national and international) through stable alliances and joint projects, while also optimising available resources. It will be necessary to reinforce exist-

ing alliances and create new ones, detecting within each sphere which agents are key due to their transformative capacity and influence on society.

The Plan also establishes a series of cross-cutting instruments that will help implement the lines of action in the five areas of action previously described. These instruments are structured according to the following areas:

- ▶ Area 1. Communication
- ▶ Area 2. Municipal governance
- ▶ Area 3. Monitoring and evaluation



Source: Barcelona City Council, <https://www.decidim.barcelona/processes/canviempelclima/f/4571/?locale=es>





Adapting schools to the conditions of climate change

To protect children from extreme heat, cities around the world are initiating projects to adapt their schools to the rising temperatures and to implement awareness raising projects, such as cooling measures and greening of playgrounds and school buildings. The project initially began with 11 schools, applying green climate adaptation pilot solutions, (more vegetation and shade), blue (more water and coolness) and grey (better insulation in buildings), potentially transferable to other schools in Barcelona. The blue aspect seeks to create water gardens (sprinklers, accessible fountains, lakes, swimming pools, etc.) with children’s games that combine permanent actions with ephemeral or seasonal ones. These gardens should have acceptable levels of water consumption, comply with all the necessary sanitary requirements and be spread equally around Barcelona (2030). These actions are also linked to the policy for expanding the network of potable water fountains and water surface areas to ornamental fountains (SDG 6).

The project has received funding from the Urban Innovation Action (UIA), a programme from the European Commission to fund school adaptation works. The subsidy is 4 million euros for the period 2018-2022. The project members include Barcelona City Council (Area for Urban Ecology and Area for Social Rights) and other entities: Barcelona Public Health Agency (ASPB), Barcelona Water Cycle (BCASA); Barcelona Energy Agency, the Barcelona Education Consortium; the Institute of Environmental Science and Technology of the

UAB (ICTA-UAB) and the Barcelona Global Health Institute (IS Global), as well as the school community.

In order to select the beneficiary schools, a competitive process was opened and the schools were assessed according to the following criteria: 1) The intensity of the forecast impact of the heat, 2) The location in the city, 3) The energy performance of the buildings, and 4) The characteristics of the playgrounds. Both the students of the school and local residents can enjoy these improvements, given that the school playgrounds will be open throughout the summer months. The project also has an educational side to it, as children take part in designing climate solutions and evaluate the measures adopted. Meanwhile, various research centres will scientifically assess the results of the measures adopted in terms of health and climate comfort.

Along this same line, COLSCHOOLS is a cross-disciplinary research project which will examine the transformative potential of the nature-based solutions (NBS) in school environments designed to be climate shelters, and will assess how these transformations translate into the creation of capacities for urban sustainability and climate resilience on multiple urban scales (school, neighbourhood, city, metropolitan area). The basis of the project are the actions implemented to transform schools in four European cities: Barcelona, Brussels, Paris and Rotterdam. To analyse the transformative capacities an interdisciplinary focus will be adopted, which combines the natural, biomedicine, social and education sciences.



SDG14

14 VIDA SUBMARINA



Conserve and sustainably use the oceans, seas and marine resources for sustainable development



Targets for Barcelona for 2030

- 14.1 Minimise the pollution of the water along the Barcelona coastline
- 14.2 All Barcelona's beaches will be of excellent quality
- 14.5 Maintain Barcelona's commitment to the biodiversity of its coastline
- 14.a. Consolidate a marine-sciences training, research and development hub
- 14.b. Promote the maintenance of the fishing sector in Barcelona, placing value on its economic, environmental and cultural contributions

Indicator status

SDG target	Indicator (code)	Indicator (definition)	Earliest available value (from 2015 onwards)	Last available value (until the end of 2020)	Year	Trend (since 2015)	Trend (from last year available)
14.2	ODSBCN-1421	Water-quality indicator for Barcelona's beaches	2.9	2.4	2020	↓	↓
14.a	ODSBCN-14a1	Degree of development of the marine-sciences training, research and development hub		In development		=	=
14.b	ODSBCN-14b1	Number of fishing boats and artisan-fishing boats (smaller boats and gear) active in Barcelona	36	28	2019	↓	=
14.b	ODSBCN-14b2	Economic value of catches made by the Port of Barcelona fishing fleet	8.1%	7.0%	2020	↓	↓


Description of progress and municipal action by SDG

Barcelona has 15 km of coastline, five of which are beaches. The beaches are key areas and of great importance to the city of Barcelona, for both their environmental and sociocultural value. They are also very fragile and vulnerable in an urban environment, because they are subjected to pollution, sand loss, loss of habitats and loss of biodiversity, phenomena caused more often than not by human activity.

The quality of the marine environment along the Barcelona coastline has improved considerably in the last two decades thanks to the improvement in water treatment and construction of rainwater retention tanks, as well as other actions. Maintaining good water quality in these areas is especially important for the health of these ecosystems as

well as for the citizens who must be able to benefit from their use and enjoyment (target 14.2 and target 14.5). The overall water quality index of the beaches of Barcelona is high, but subject to noticeable fluctuations depending on the weather. Achieving a new improvement would involve a leap in the quality of the monitoring and prevention systems.

In order to make progress in this line, the City Council is developing the IBATHWATER project, in conjunction with the company Barcelona Cicle de l'Aigua (BCASA). This is a project that forms part of the LIFE programme, in which the cities of Berlin and Barcelona are participants. The aim is to reduce the environmental impact of the discharges of rainwater into the receiving environment in an urban setting (coastline and river) and minimise the health risks in bathing areas during pollution episodes. This study involves the constant and



real-time monitoring of the bacterial contamination of the bathing water, the installation of floating retention nets at sewer discharge points on the beaches, the development of a new model for predicting the discharge of contaminants onto the beaches, and improvements to the overall management of urban drainage through the development of a support system for decision-making and the development of a comprehensive and open urban drainage management platform.

A second major aspect is the promotion of marine biodiversity (target 14.5). In 2003, within the framework of the Fòrum Universal de les Cultures [Universal Forum of Cultures], the Parc d'Esculls de Barcelona [Barcelona Reef Park] was created with the aim of improving the condition of the degraded seabed along the coastline. These are 365 concrete structures weighing 25 tonnes each, built with rough surfaces and textures to simulate natural rocky seabed, and placed at regular intervals between Carrer Bilbao and Moll de Sant Sebastià. In 2019, more than 300 species of marine flora and fauna were detected there. Barcelona Zoo has been performing the monitoring, with the assistance and assessment of the Institute of Marine Sciences (ICM-CSIC)¹⁷.

The strategy to promote the Blue Economy in Barcelona, formalised as a Government Measure in October 2021, will have a strong impact on this SDG. It consists of promoting activity linked to water and marine ecosystems as a vector for creating employment, economic development and improving the city's coastline area¹⁸. It is considered absolutely necessary for the strategy to “manage the sea as an asset in a holistic and integrated manner, and therefore focuses specifically on the regener-

ation and conservation of the marine ecosystem and its biodiversity”. Of particular note among the planned actions, due to the potential positive impact on the marine environment, is the expansion and improvement to the reef park in order to increase its biodiversity, or the boost and support for initiatives to reduce the waste dumped into the sea and on beaches as well as the introduction of circular economy practices. In this regard, the involvement of different sectors and actors from the blue economy is considered absolutely essential, beginning with the Port of Barcelona, which due to its size will generate the greatest impact.

One of these sectors, small but still relevant, and of great symbolic value, is fishing. This SDG champions a responsible and sustainable management of fishery resources (target 14.b), prioritising the use of artisanal boats and fishing techniques.

Understanding the marine environment is essential to being able to appreciate it, respect it, and manage it in an intelligent manner. It is with this in mind that the Agenda contains the Barcelona Mar de Ciència [Barcelona Sea of Science] project, which was created to enable collaboration between Barcelona City Council, the Institute of Marine Sciences (ICM), the Marine Technology Unit (UTM) and the Higher Scientific Research Council (CSIC), for the purposes of developing dissemination, communication and research activities regarding the marine environment (target 14.a).

In terms of municipal budget, this SDG does not have a specific current expense programme allocated to it, but the Municipal Investment Plan has allocated 8.2 million euros, spread out between 2020 and 2022.

¹⁹ See <https://bcnsostenible.cat/web/punt/parc-dels-esculls>

²⁰ See <https://www.barcelonactiva.cat/documents/20124/49139/MG-Economia-Blava-CAT.PDF>

Featured good practice



Strategy for the City's Coastal Areas

The aim is to be a planning instrument with the ability to organise and manage all the urban spaces along the city's seafront including the coastal neighbourhoods, ports, beaches, facilities and recreation areas. Until now, there has never been a joint strategy that encompasses all these areas of the city's coastline.

Its purpose is to "re-conquer" the coastline as a quality, open public area enjoyed by everyone and with an agreement based on a new coastline mod-

el for the city with all the actors involved. This has been made possible through a participatory process using the Decidim platform.

The initial document includes a diagnosis of the current situation and proposals for improvement in areas such as population and the various sociodemographic variables, economic scale, morphology and the uses of the coastal areas, infrastructures, mobility, accessibility and connectivity, the environment, coastline management, risks and resilience.



Source: Decidim Barcelona, https://www.decidim.barcelona/processes/PlaLitoralBCN/f/3439/?-component_id=3439&locale=es&participatory_process_slug=PlaLitoralBCN

SDG15



Protect, restore and promote the sustainable use of terrestrial ecosystems, sustainably manage forests, combat desertification, and halt and reverse land degradation and halt biodiversity loss

Targets for Barcelona for 2030

- 15.1** Promote biodiversity nodes and nature reserves as an essential part of urban green infrastructure
- 15.2** Nearly 30% of Barcelona covered by trees
- 15.3** Less than 5 ha of Barcelona forest area burned every year
- 15.4** Before 2030, introduce climate-change criteria into the management of the Serra de Collserola Natural Park

15.5 and 15.b Maintain biodiversity in Barcelona and increase efforts in the struggle to preserve the biodiversity of the planet

15.7 and 15.8 Zero tolerance of the trafficking of protected species and the introduction of invasive species of flora and fauna to Barcelona

15.9 From 2020 onwards, the vision and goals of SDG 15 will be present in all strategies and plans regarding the development of Barcelona

15.a. Have a new model of zoo, more geared towards the preservation and dissemination of biodiversity, and a Biodiversity Research Institute

Indicator status

SDG target	Indicator (code)	Indicator (definition)	Earliest available value (from 2015 onwards)	Last available value (until the end of 2020)	Year	Trend (since 2015)	Trend (from last year available)
15.1	ODSBCN-1511	Number of biodiversity nodes and nature reserves created since 2015	5	5	2019	*Earliest available data	*Earliest available data
15.2	ODSBCN-1521	Total tree-covered surface area in the municipality, adding together urban and woodland green areas in (km ²)	28.27	28.75	2020	↑	↑
15.3	ODSBCN-1531	The woodland surface area burnt in the five municipalities making up the Barcelonès region (Badalona, Barcelona, L'Hospitalet de Llobregat, Sant Adrià de Besòs and Santa Coloma de Gramenet)	9.5	2.3	2020	↓	↓
15.4	ODSBCN-1541	Special Protection Plan for the natural environment and landscape of Parc Natural de la Serra de Collserola (PEPNAT)		Plan approved and in force	2021	✓	✓
15.5	ODSBCN-1551	Biodiversity index for native bird species	0.91	0.72	2019	↓	↓
15.5	ODSBCN-1552	Percentage of Barcelona Zoo's research and conservation projects or actions dedicated to native species of fauna (including mixed projects)	67.7	75.4	2019	↑	↑
15.a	ODSBCN-15a1	Achievement indicators for the various transformation phases leading to the new model for Barcelona Zoo	0.0%	46.0%	June 2021	↑	↑

Description of progress and municipal action by SDG

The indicators of this SDG have evolved positively, except for the biodiversity index for native bird species. According to the data used to update the indicators, there is still no record of any revival that natural ecosystems experienced due to the slowdown of human activity and the reduction of its harmful impacts on the environment. There is evidence, however, of the commitment of municipal policies to the preservation of terrestrial ecosystems, which has been fully reflected in the Nature Plan 2021-2030. This new plan aims to connect nature with citizens, by highlighting and increasing the variety of valuable elements present in the city: green infrastructure, geological materials, land, water and living beings.

Biodiversity is essential for the proper functioning of ecosystems, including urban environments, despite the high degree of intervention and extensive anthropisation (target 15.1). Up until 2020, eight biodiversity refuges had been created and the City Council plans to create an additional 10 in the coming years. The urban naturalisation processes have gained particular interest following the impact of the pandemic, which has highlighted the need to have greener and more sustainable public spaces that contribute to improving the quality of life of the city's inhabitants.

One of the strategies for moving towards greener urban environments is revegetation (target 15.2). Within the framework of this target, the aim is to both increase the tree coverage surface area and also to protect and maintain that which already exists. As is the case of PEPN-AT in relation to the Serra de Collserola Natural Park (target 15.4). The Nature Plan aims to create 160 ha of greenery, 18.6 in the first two years, through 42 actions and the provision of 6.15 million euros to improve 20 gardens. Between 2019 and 2021, interventions were carried out in 20 ha, with a total of 82 actions carried out in green areas. Due to their size, the interventions carried out at the new Parc de Can Batlló (covering 26,000 m², where a wooded area and a water way have been built) and at Parc Diagonal Mar, Barcelona's sixth biodiversity refuge.

An important aspect in protecting the terrestrial ecosystems is to prevent degradation, for example, by preventing fires (target 15.3). The latest data on fires in the province of Barcelona indicate a strong capacity to contain them: 2020 (1.76 ha burnt); 2019 (0.62). To prevent the outcome from being left to weather conditions, which are increasingly more adverse, every year 400 operational prevention actions are carried out on Collserola during the forest pre-campaign and campaign stages.

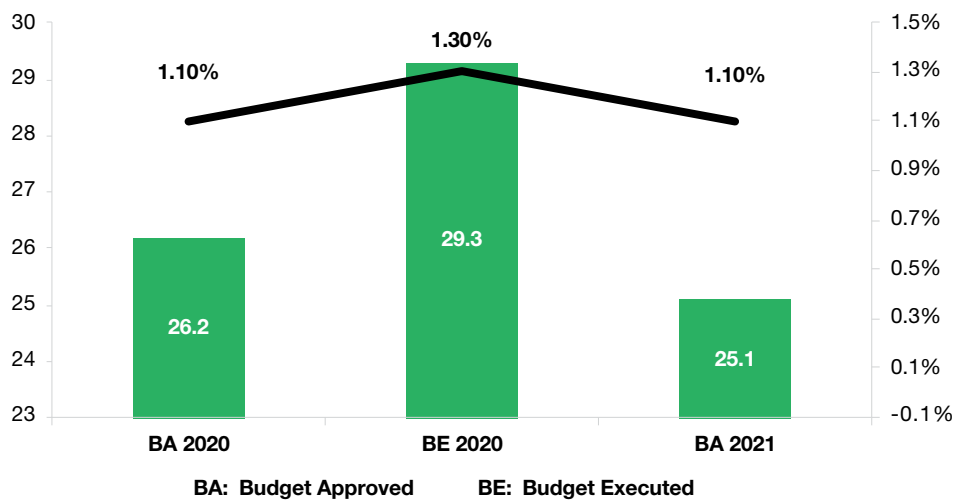


The Nature Plan also aims to increase the abundance of protected and functional wildlife species (target 15.5). The report “Situació de la natura a Catalunya 2020 [State of nature in Catalonia 2020] (Observatory for natural heritage and biodiversity) indicates that the wildlife populations have fallen by 25% in the last 18 years in Catalonia. It is es-

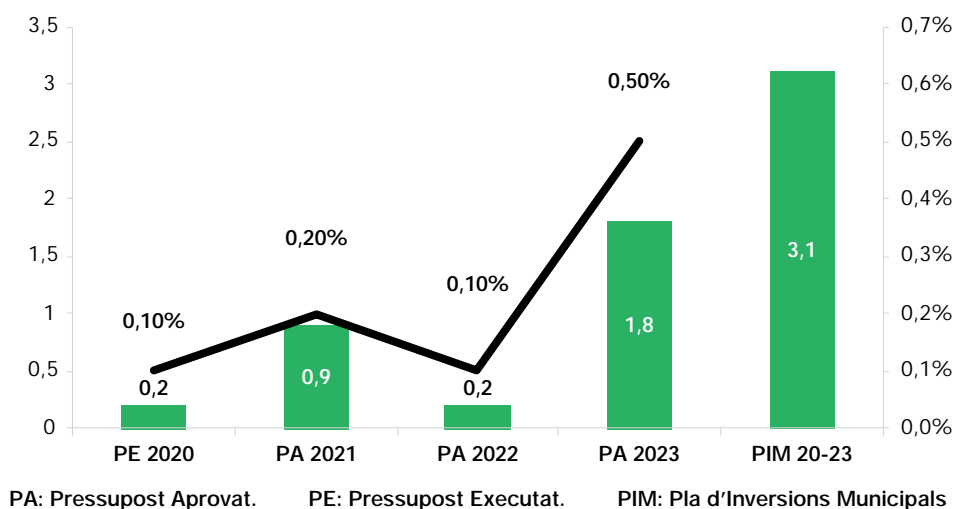
sential to reverse these processes and ensure the protection and conservation of wildlife in Barcelona. Other government actions contributing to the progress of this SDG are associated with the proposal to improve the habitat of animals that live in Barcelona Zoo and the educational approach of this facility (target 15.a).

Budgetary effort

Current municipal expenditure on SDG 15
(amount in millions of euros and % of the total budget)



Inversió prevista al PIM 2020-2023 a l'ODS 15
(import en milions d'euros i % sobre el total del pressupost)





Barcelona Nature Plan 2021- 2030

This is a roadmap that lays out the short, medium and long-term actions with regard to the city’s green areas and biodiversity. It is a very ambitious city project, which has had the participation of experts, citizens and entities.

It sets out four objectives:

- ▶ Increase the green infrastructure of the city and improve the access of citizens to urban nature.
- ▶ Conserve and promote biodiversity, protecting species and improving their habitats and connectivity.
- ▶ Consolidate ecological management and naturalisation in the management of nature.

- ▶ Improve the knowledge and involvement of citizens in the conservation of urban nature.

The plan consists of 3 focal points: (1) More green areas and more biodiversity, (2) Conserve and improve the green areas and biodiversity, and (3) With and for city residents, in a cross-cutting manner in the area of knowledge and governance.



Source: Barcelona City Council, <https://ajuntament.barcelona.cat/ecologiaurbana/ca/que-fem-i-per-que/ciutat-verda-i-biodiversitat/pla-natura>

SDG16

16 PAZ, JUSTICIA
E INSTITUCIONES
SÓLIDAS



Promote peaceful and inclusive societies for sustainable development, provide access to justice for all and build effective, accountable and inclusive institutions at all levels

AGENTS
CÍVICOS

Targets for Barcelona for 2030

16.1 and 16.4 Less violence, greater perception of safety and improved community life in Barcelona

16.2 A safer city for children with zero tolerance of child abuse

16.3 Develop international cooperation for the protection and promotion of human rights

16.5 Barcelona, an exemplary city for institutional integrity and good governance

16.6 A City Council of maximum efficiency and responsibility towards the general public

16.7 A city committed to high-quality and participatory democracy

16.10 Maximum transparency and commitment to access to information

16.a. Expand international cooperation relating to the prevention of violence and the promotion of peace

16.b. Considered to be transversally integrated into the whole Agenda, and especially targets 1.3, 5c, 9.4, 10.4, 11a, 11b, 15.9 and 16.7

Indicator status

SDG target	Indicator (code)	Indicator (definition)	Earliest available value (from 2015 onwards)	Last available value (until the end of 2020)	Year	Trend (since 2015)	Trend (from last year available)
16.1	ODSBCN-1611	Number of violent deaths (murder and manslaughter) known by the city's police forces	11	13	2020	↑	↓
16.1	ODSBCN-1612	Number of crimes known by the city's police forces	171,721	133,371	2020	↓	↓
16.1	ODSBCN-1613	Percentage of people who have suffered a civil or community-related dispute in the last year	15.2%	14.9%	2020	↓	↑
16.1	ODSBCN-1614	Perception of safety in neighbourhoods and the city	6.3% (neighbourhood); 6.2% (city)	6.2% (neighbourhood); 5.6% (city)	2020	↓	↑
16.2	ODSBCN-1621	Children and adolescents (aged 0 to 17) who are victims of various forms of violence in the family environment, according to complaint filed	272	290	2019	↑	↑
16.2	ODSBCN-1622	Number of crimes against family rights and obligations that are known by the city's police forces	173	130	2020	↓	↓
16.2	ODSBCN-1623	Proportion of children who feel safe in their neighbourhoods	75.5%	75.5%	2017	*Earliest available data	*Earliest available data
16.3	ODSBCN-1631	Resources of the municipal Global Justice programme, allocated to the protection and promotion of human rights	€886,514.00	€753,865.02	2020	↓	↓
16.5	ODSBCN-1651	The general public's perception of the City Council's use of public money (ratio of positive and negative responses)	10.8	12.4	2021	↑	↑
16.5	ODSBCN-1652	Level of trust generated by Barcelona City Council (proportion of people who trust the City Council sufficiently or a lot)	44.0%	56.4%	2018	↑	↑
16.5	ODSBCN-1653	Arrival of communications in the City Council's Ethical Postbox	65	375	2020	↑	↑
16.6	ODSBCN-1661	General evaluation of city management	6.3	5.9	2021	↓	↑

SDG target	Indicator (code)	Indicator (definition)	Earliest available value (from 2015 onwards)	Last available value (until the end of 2020)	Year	Trend (since 2015)	Trend (from last year available)
16.6	ODSBCN-1662a	Percentage of final procedures that are completely digitalised (with immediate download of the document)	19.1%	16.5%	2020	↓	↓
16.6	ODSBCN-1662b	Number of processes digitalised	256	287	2020	↑	↑
16.6	ODSBCN-1663	Payment period for suppliers (annual average, in days, counted from receipt of invoice)	33.0	22.6	2020	↓	↓
16.7	ODSBCN-1671	Number of participatory processes held	10	16	2020	↑	↑
16.7	ODSBCN-1672	Number of citizen initiatives successfully presented	4	0	2020	↓	↓
16.7	ODSBCN-1673	Number of citizen consultations held	0	0	2020	=	=
16.7	ODSBCN-1674	Proportion of people who take part in associations or organisations in their neighbourhood	14.0%	10.5%	2021	↓	↓
16.7	ODSBCN-1675	Participation in municipal elections	60.6%	66.2%	2019	↑	=
16.7	ODSBCN-16101	Result of the annual evaluation of institutional transparency produced by the UAB's Infoparticipa team	100.0%	100.0%	2021	=	↑
16.10	ODSBCN-16102	Proportion of public information right-of-access requests that are subsequently contested before the Commission for Guaranteeing the Right of Access to Public Information.	50.0%	11.0%	2020	↓	↑
16.a	ODSBCN-16a1	Resources of the municipal Global Justice programme, allocated to the prevention of violence and the promotion of peace	€935,499.00	€820,738.33	2020	↓	↓

Description of progress and municipal action by SDG

Guaranteeing the safety and positive community life of the people who live in Barcelona, as well as those who work in and visit the city, is essential for ensuring socially sustainable development (target 16.1). In 2020, there was a considerable improvement in the majority of the indicators concerning citizen safety. In particular, crime in the city has





fallen from 226,385 reported incidents in 2019 to 133,383 in 2020, and crime against property and against people fell by 44.1% and 8.4%, respectively. Citizens' perception of safety in the city and in the neighbourhoods has also improved. However, community disputes rebounded slightly in the last year, breaking with the downward trend since 2016. One indicator that clearly worsened in a concerning manner, is the detection of cases of violence against children within the family setting.

Among the measures contributing to target 16.1, of particular note is the Guàrdia Urbana [Barcelona city police] model, focused on closer relations and adapting to the area. The local police will pay special attention to community disputes and have a support group at its disposal which will help to resolve and monitor local residents' needs, together with other municipal services. Another notable action associated with citizen safety, which also forms part of targets 16.2 and 11.7, is the project to protect school environments, to make them safer and healthier.

With regard to target 16.3, referring to the promotion of human rights, under the umbrella of the Barcelona Cooperation for Global Justice Master Plan 2018-2021, Barcelona has consolidated programmes such as the refuge and protection programmes for journalists and human rights defenders who have received threats in their countries of origin.

The COVID-19 crisis has highlighted the essential role that the Public Administration plays in leading a response that is agile and effective. To maintain this leadership, the City Council and all the institutions in Barcelona must be governed with the

utmost efficiency, rigour and responsibility (target 16.6). This also involves the introduction of technological and organisational innovations that make it possible to continue offering a high level of services without harming the financial health of the institution. The City Council's digital transformation model is based on four tools promoted during 2020: 1) The new procedures portal (OVT); 2) the Administrative Procedures Manager, to ensure the right of access to public information managed by the Transparency Departments; 3) the common modules: e-Notification, PDIB (interoperability gateway), Signature, Log and; and 4) the e-archive.

It is generally understood that the digital channel is to become the main instrument for liaising between citizens and the City Council. To achieve this, it is necessary for all municipal procedures to be available online and to provide the identification and digital signature mechanisms. Since the beginning of the pandemic, more than 100 online procedures have been adapted and 35 new ones created. It is also necessary to make using the Virtual Procedures Office (Oficina Virtual de Tràmits - OVT) more user-friendly for online procedures, as well as consolidate the IRIS 2.0 programme to manage citizens' complaints and suggestions.

It is also necessary to maintain alternative forms of assistance, especially for more specific and/or complex situations. Telephone assistance has also been reinforced in order to manage the growing number of calls generated by the health emergency, the already planned transition towards face-to-face assistance has been accelerated and the "OAC et truca" [Citizen Help and Information Office Callback service] implemented, which will al-

BCNROC BARCELONA

El coneixement
municipal a un clic



low appointments to be made with the City Council via video conference or telephone call. Through the application of the “Leave no-one behind” principle, a team of “ICT Officers” has been created to provide assistance and help in order to carry out the online procedures for people who are unfamiliar with the use of new technologies. In 2021, a team of 11 officers was formed, which up until the end of December 2021 had provided assistance to 14,390 people and performed 24,131 procedures.

In addition to introducing this series of improvements and innovations, it is necessary to plan and implement a digital administration model equipped with a roadmap in order to integrate the new paradigms into all processes and the organisational culture of the City Council.

Another significant result in relation to target 16.6 is that despite the economic downturn, it has been possible to keep municipal finances healthy, with a public debt that only increased by 2.5% in 2020. This has made it possible to gradually reduce the payment terms for suppliers, as well as reinforce the role of the City Council as a driving force for the transformation of the city. The municipal budget approved for 2022 is the highest in its history: 3.4 billion euros, of which 903 million are investments. Alternative sources have been approached to finance the investments, such as the European Investment Bank (EIB). An agreement with the entity will allow the funding of the construction of 489 social housing dwellings in different parts of the city.

Barcelona is also a city committed to high-quality and participatory democracy (target 16.7). Of particular note among the measures contributing to this target are the participatory budgets, account-

ing for 822 investment proposals by citizens presented through the Decidem Barcelona platform. Of these, 200 projects were chosen during an initial phase (20 for each district) which then went on to the final phase. Finally, in July 2021, 39,433 Barcelona residents voted to choose a total of 76 projects which would receive the financing they needed to be carried out. This measure has a budget of 30 million euros to invest in the city’s neighbourhoods until 2023. Another example of citizen participation is the “Fòrum Jove” [Youth Forum], a deliberative assembly formed by 99 men and women aged between 16 and 29 years old, chosen by lottery with the mandate to debate the situation of young people in the city and define actions and solutions to improve the future of this group.

With regard to transparency, the City Council has provided a range of instruments to increase the principle of active transparency to the maximum (target 16.10). The Transparency Portal publishes all the relevant information to prevent corruption and to promote good governance: the approval processes for municipal legislation, data relating to municipal positions and potential personnel, those relating to absenteeism of the municipal workforce or the subsidies granted, etc. The BCN. ROC (Repositori Obert de Coneixement) [Open Knowledge Repository] contains all the relevant documentation available to the general public generated by the City Council which may be of use in understanding and analysing both the policy and the management of the City Council. In terms of finances, the Pressupost Obert [Open Budget] website provides thorough and very well presented information on the origin and destination of the economic resources managed by the

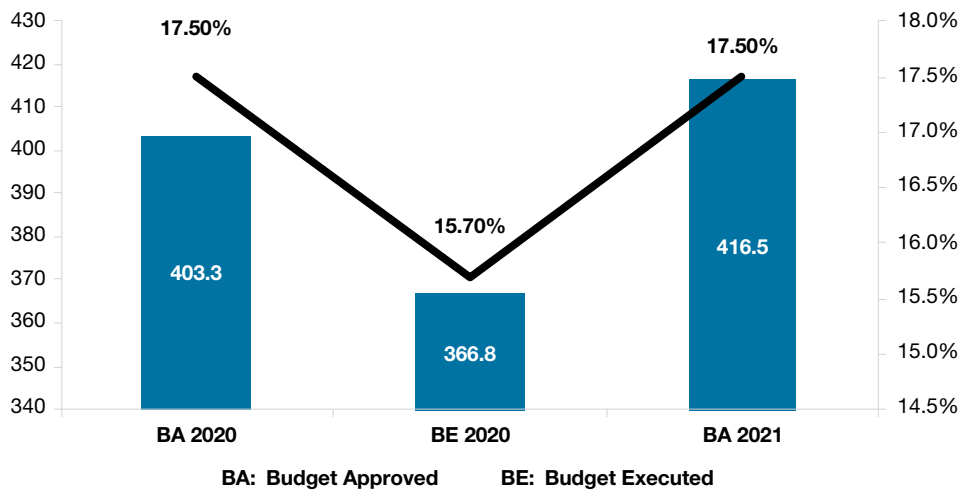
City Council. The level of trust among citizens with regard to the integrity of the City Council remains high (target 16.5).

In relation to the knowledge society, the data are an essential resource and tool of empowerment for people. The purpose is to promote a democratic, open and regulated management of this resource. An example of this is the Open Data BCM portal that currently includes more than 450 data sets on the population, health,

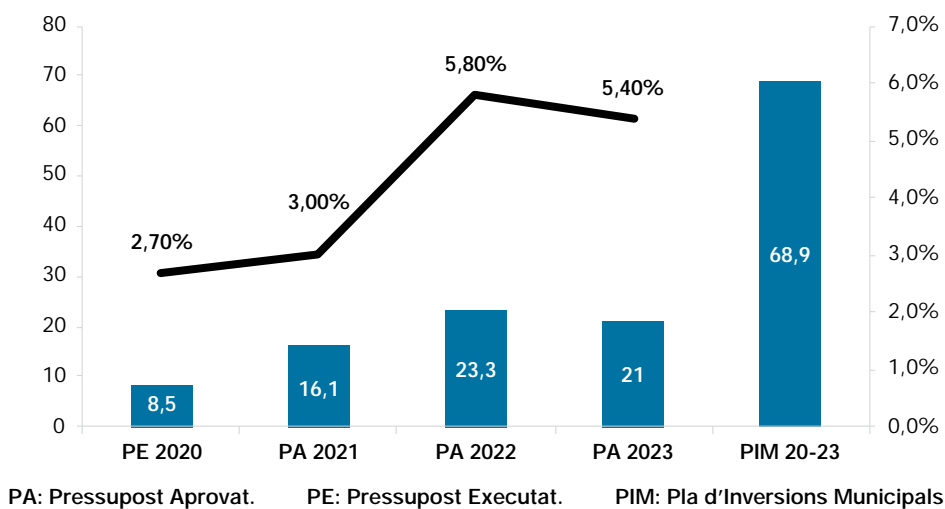
economy and education, among many others, which can be found in formats that can be re-used and downloaded. Any entity or person can use this to make more informed decisions. Another example is the “Barcelona a la butxaca” [Barcelona in your pocket] app, which collects information on the city’s topical news, services, procedures and culture at a click and allows users to save everything about their favourite events or facilities in a virtual pocket for speedy access.

Budgetary effort

Current municipal expenditure on SDG 16
(amount in millions of euros and % of the total budget)



Inversió prevista al PIM 2020-2023 a l'ODS 16
(import en milions d'euros i % sobre el total del pressupost)



Featured good practice

Barcelona's Guàrdia Urbana police force: improving the prevention and detection of gender violence

Barcelona is progressively increasing and improving the ability of the Guàrdia Urbana to combat cases of gender violence. It has drafted a new comprehensive plan that guarantees more resources and more training for the police force in the prevention, detection of and attention to this type of violence. It is implemented through five areas: 1) Prepare a standardised action methodology for the whole city in the event of cases of gender violence; 2) Improve the coordination between the security forces; 3) Expand the duties of the “neighbourhood police”; 4) Continuous training through the creation of a train-



ing benchmark with regard to gender violence to detect and compile the training needs of the force in this area; and 5) Interventions in public areas, jointly with the Directorate for Feminism and LGBTI Services.

These actions follow the same line as those presented in the Government Measure “Forging alliances: Barcelona, a city free of gender violence” approved in 2019 and which works with the aim of including a comprehensive model, forging alliances, boosting training, coordination and prevention, always from a non-punitive perspective. In 2019, the Guàrdia Urbana attended to 1,533 calls and 2,345 complaints were filed.




Source: Barcelona City Council, https://ajuntament.barcelona.cat/guardiaurbana/es/noticia/la-guardia-urbana-amplia-los-recursos-en-la-lucha-contra-las-violencias-machistas_1021721

Barcelona protects journalists from Mexico

The Cooperation for Social Justice Master Plan (2018-2021) contains among its objectives “contribute to protecting people and groups threatened for their activity in defending human rights” and, as a strategic action, the creation of a temporary shelter programme for people defending human rights.

Since the year 2000, the killing of 145 journalists has been documented in Mexico. This municipal programme aims to provide temporary refuge in Barcelona for journalists threatened in this country for honestly exercising their profession, but has led them to report cases of corruption and human rights violations. The purpose of the programme is to reduce the risk for those people and to reinforce their abilities to tackle the situation. The aim is to raise the visibility and international awareness of their cause, and also to promote a network of Catalan-Mexican journalists which will enable them to reinforce the journalism professionals in that country.

During their time in Barcelona, the people offered temporary refuge will be provided with comprehensive support: accommodation, food, psychological and healthcare support as well as training. Between two and four people are taken in each year, for periods of six months, with the possibility of reducing or extending their stay depending on the needs of each case. The procedures relating to the processing of visas and legal assistance are carried out through the City Council’s SAIER (Immigrant, Emigrant and Refugee Assistance Service) and to participate in the programme it is necessary to sign a cooperation agreement with the Taula per Mèxic organisation. The first journalist arrived in Barcelona in July 2018.



Source: Barcelona City Council, <https://ajuntament.barcelona.cat/relacionsinternacional-sicooperacio/ca/barcelona-protegeix-periodistes-de-mexic>


.....

Ethical Mailbox: The digital channel where citizens can report corruption

Corruption is one of the main concerns of citizens today. In order to ensure good governance and the correct and transparent management of municipal resources, in 2017 Barcelona City Council launched the Ethical Mailbox. It is a digital device where irregular processes in the administration of public funds or behaviour that is not in accordance with the regulations can be reported. Barcelona was the first city in Spain to create such a device, using a free program which includes mechanisms to ensure the confidentiality of all information and offers a secure space for communication to allow anonymity through which to maintain contact with the management entity and know the status of the procedure. The aim is to enable any person or pub-

lic servant to be able to provide information freely, without the fear of reprisals.

It is easy to use. Once the communication has been presented and admitted for processing, the facts will be investigated and verified within a maximum of six months. Once the facts have been verified, recommendations will be presented to improve the management procedures and prevent the situation from being repeated. Depending on the severity of the case, a competent body will be proposed to begin administrative investigations to address the wrongdoing, through the adoption of sanctions or disciplinary measures or communication to the public prosecutor of any conduct that may be of a criminal nature. Throughout the process, mechanisms are used to ensure the integrity of the people providing the information as well as those identified.



Source: Barcelona City Council, <https://ajuntament.barcelona.cat/digital/es/transformacion-digital/tecnologia-para-un-gobierno-mejor/buzon-etico>

.....

“Governing complex emergencies: COVID-19” by Barcelona City Council

The report highlights 10 key elements for the good governance of the COVID-19 Emergency in Barcelona:

1. A consolidated managerial-leadership structure, with political trust, professionalism, a vocation for public service and guided by values.
2. The creation of a political-managerial steering and monitoring committee with a plural, collective leadership.
3. The creation of cross-cutting working groups with specific operational missions and managerial autonomy highlighting territorial knowledge.
4. Multi-level, reinforced and collaborative governance. Minimisation of political conflict.
5. Collaboration with trade unions, social organisations, services companies and other companies.
6. Advice from the Health Agency and the generation of new, previously non-existent or fragmented knowledge on the evolution of the city, the pandemic and municipal management.
7. Establishing contingency plans for each of the City Council’s instrumental areas and bodies. Reorganising personnel and adapting essential services to new needs.
8. Self-regulation of essential services, public procurement and remote working (within the current state-of-alert legal framework).
9. Distributed and adapted executive political-managerial leadership, capacity for guiding the response to the health, social and economic emergency while also planning actions geared towards recovery.
10. Periodic, direct and empathetic communication with the organisation as a whole.



Source: Governing of complex emergencies: COVID-19. Actions, organisational adaptation and innovations by Barcelona City Council, p.50
<https://bcnroc.ajuntament.barcelona.cat/jspui/handle/11703/122612>



Reinforce the resources for implementing and revitalising the Global Partnership for Sustainable Development



Targets for Barcelona for 2030

- | | |
|---|--|
| <p>17.2 (and 17.3 and 17.5) Municipal commitment with 0.7% for international cooperation</p> | <p>the city's businesses and organisations must include them in their accountability</p> |
| <p>17.6 and 17.7 are considered to be part of target 9.b</p> | <p>17.16 Develop a strategy of partnerships at an international level in order to promote the attainment of the 2030 Agenda's goals</p> |
| <p>17.9 (and 17.1 and 17.8) Develop international cooperation with regard to training and institutional improvement for the implementation of the SDGs</p> | <p>17.17 Creating a public-private fund for the promotion of the 2030 Agenda in Barcelona</p> |
| <p>17.14 From 2021, all municipal government actions must have reports concerning their impact on the 2030 Agenda and</p> | <p>17.19 Annually assess the degree of attainment of the 2030 Agenda in Barcelona</p> |

Indicator status

SDG target	Indicator (code)	Indicator (definition)	Earliest available value (from 2015 onwards)	Last available value (until the end of 2020)	Year	Trend (since 2015)	Trend (from last year available)
17.2	ODSBCN-1721	Resources of the municipal Global Justice programme, allocated to the prevention of violence and the promotion of peace (out of all City Council resources)	0.61%	0.67%	2020		
17.9	ODSBCN-1791	Resources from the municipal Global Justice programme allocated to the institutional training of local authorities and civil society for the implementation of the SDGs	€612,385	€65,000	2020		
17.14	ODSBCN-17141	Percentage of Government Measures that take into account the 2030 Agenda when drafted		64.70%	2021 (until 20 October)		
17.16	ODSBCN-17161	Number of international actions with official participation at a political level	103	144	2020		
17.16	ODSBCN-17162	Number of networks and other cooperation initiatives (decentralised or multi-level) in which the City Council participates	14	17	2020		
17.16	ODSBCN-17163	Number of technical-exchange actions facilitated at an international level	92	61	2020		
17.16	ODSBCN-17171	Financial endowment to the public-private fund for the promotion of the 2030 Agenda in Barcelona	€10,000,000.0	€10,000,000.0	2021	*Earliest available data	*Earliest available data
17.19	ODSBCN-17192	Number of annual 2030 Agenda monitoring and evaluation reports drafted and published since 2020	1	2	2021		

Description of progress and municipal action by SDG

The contribution of 0.7% of the City Council's own resources (target 17.2), allows the funding of actions that are rolled out mainly through decentralised cooperation in countries in America, Africa and Asia, which have a positive impact on a large number of SDGs. NGOs and the City Council work together to promote global justice, following a human rights based approach. In recent years, there has been a sharp increase in the number of projects tackling gender violence and gender equality.

Despite all the successes achieved (see the section on good practices), the bilateral cooperation with other cities undertaken by the City Council faces serious threats. One of these is the growing difficulty in involving municipal technical personnel, worsened due to the pandemic. It is also complicated to promote instruments (agreements with funds) with international partners, both with other cities and with the multilateral aid for development system. The online communication platforms help maintain and implement projects that have already been initiated, but they have many limitations for initiating new international relations and projects.

On the other hand, the approval of the Barcelona Education for Global Justice Strategy has resulted in a very significant increase in the number and quality of projects developed in the city (see section on good practices).

With regard to city diplomacy (target 17.16) a new road map was created in 2020, the Barcelona



Plan, Global City: Master Plan for International Relations 2020-2023. Of particular note during that period was the creation of spaces for exchanging experiences and solutions relating to the pandemic, and for rethinking the cities “#BeyondTheOutBreak”. Among these, of particular note is the working group of European cities on the economic recovery of city centres, in partnership with Eurocities, and the “Cities for Global Health” initiative.

From the moment that the European institutions agreed to the creation of a fund to promote the post-COVID-19 recovery, Barcelona has led, together with other large cities, a political strategy to achieve direct access to part of these resources by the local governments around Europe. Once achieved, the City Council has designed and presented a series of projects for which it expects to obtain funding. It has also presented a joint bid with the city of Valencia to promote 20 projects for the reactivation of the economy, particularly for the transformation of commerce and hospitality, and sustainability.

Another working line has been that of hosting high level international meetings linked to significant



Tenim present

L'Agenda 2030,
cada dia



topics for their development. Subsequently, Barcelona will host the Global Higher Education Conference in May 2022, the Global Public Transport Summit in 2023 and the International Union of Architects Congress (UIA) and is the UIA-UNESCO World Capital of Architecture for 2026.

The international activity of the City Council has been intense on all fronts, with a very clear focus on matters of climate and digital transformation. On 2 November 2021, (within the context of the Global Climate Summit COP26 in Glasgow), Barcelona formally accepted the vice chairmanship of the C40 Network and its leadership in Europe, with a focus on climate justice. Barcelona also participated in the “Cities Race to Zero”, the main committee of cities of COP26.

Barcelona was chosen to form part of the Executive Committee of the organisation Eurocities and it also chairs the Knowledge Society Forum and the Barrier Free City For All commission of that organisation. The “Cities for Digital Rights” coalition, created by Amsterdam, New York and Barcelona, held its first meeting in Amsterdam in October 2021. In June 2021, Barcelona, London and Amsterdam presented the Global Observatory for Artificial Intelligence, a new tool for controlling the ethical application of AI in cities. Among the new networks of cities is the “City Hub and Network for Gender Equity” (CHANGE)²¹, created by London, Los Angeles, Barcelona, Freetown, Mexico City and Tokyo to share best practices in the fight against sexism, misogyny and gender injustice.

Barcelona organised the meeting of mayors “Barcelona +25: Cities in the Euro-Mediterranean Partnership”, to celebrate the 25th anniversary of the Barcelona process for dialogue within the Mediterranean. Barcelona also participated in other meetings and sessions within the framework of celebrating the 75th anniversary of the United Nations, including the presentation of the new “Council on

Urban Initiatives”, a UN Habitat initiative, LSE Cities and UCL-IIPP.

With regard to the target of implementing the 2030 Agenda in a cross-departmental manner throughout the municipal administration (target 17.14), the indicators are good, but the efforts made by the many units of the City Council group still need to be compiled and highlighted. An especially noteworthy action is the internal communication campaign “tenim present l'Agenda 2030, cada dia” [We are thinking about the 2030 Agenda every day] which demonstrates the connection of the 2030 Agenda with the everyday work of the municipal employees, generating services and projects that improve the city.

The challenge is much larger when considered in city terms (target 17.17). An important step in this direction was the constitution of the 2030 Agenda Steering Committee in October 2021, with representatives from 35 key entities (many of them federations and groups of entities) from the city's political, economic and social spheres. The purpose of the committee is to promote action for the SDGs in all sectors and areas of Barcelona.

The first Conferences of the 2030 Agenda were held in December 2021¹⁹, which benefited from the invaluable contributions of three of the working groups of the Academic Advisory Council concerning economic diversification, climate change and social inequality. Examples of good practices were also presented concerning the social, economic and environmental objectives of the Agenda, thus establishing one of the major challenges for 2022, the Barcelona 2030 Agenda Awards to recognise the most innovative initiatives and those with a measurable impact on achieving the SDGs in Barcelona.

The call for entries for these awards will open in April, with 11 different categories in the areas of business, social entities, educational world and media, and the award ceremony will be held during the second Con-

²¹ <https://ajuntament.barcelona.cat/agenda2030/ca/barcelona-futur-sostenible-i-jornades-de-lagenda-2030>

ference of the Barcelona 2030 Agenda, scheduled for 26 and 27 September 2022. The trophy that will be received by the award-winning entities and people was chosen through a public competition organised by the Foment de les Arts i el Disseny [Department for Art and Design]. The winning team was formed by the joint venture Emiliana Design and Cocu.

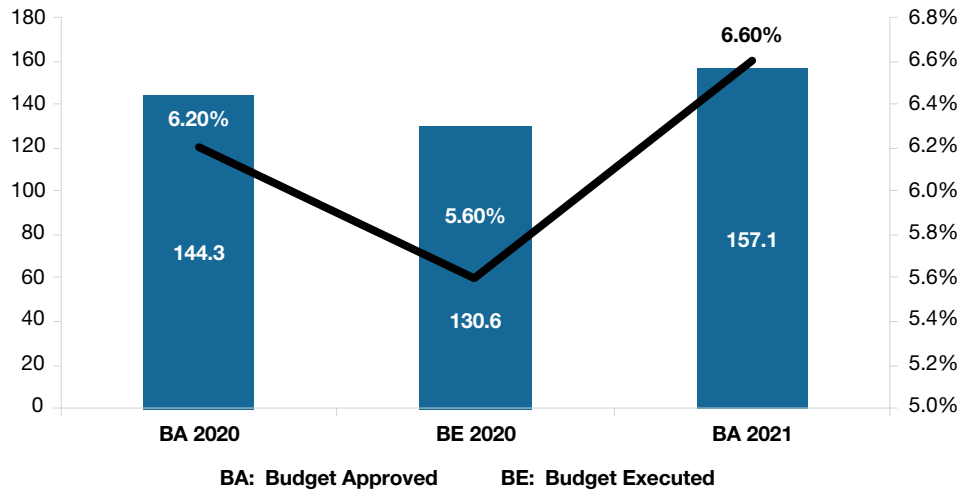
In 2022, the aim will be for the SDGs to take root in the minds of citizens as a necessary horizon in order to build a Barcelona with a model for development, social cohesion and quality of life that is truly sustainable in the medium and long term.

This second monitoring report on the 2030 agenda has updated the data available to report on the achievement indicators of the SDG targets in Barcelona, showing the progress made for each indicator in the last year and since records began. This allows us to obtain a fairly approximate idea of the direction and scope of the changes taking place in an exceptional situation and the “new normal” we have been experiencing since March 2020. The other major purpose of the report has been to thoroughly document the efforts of Barcelona City Council to make progress within the context of such adversity.

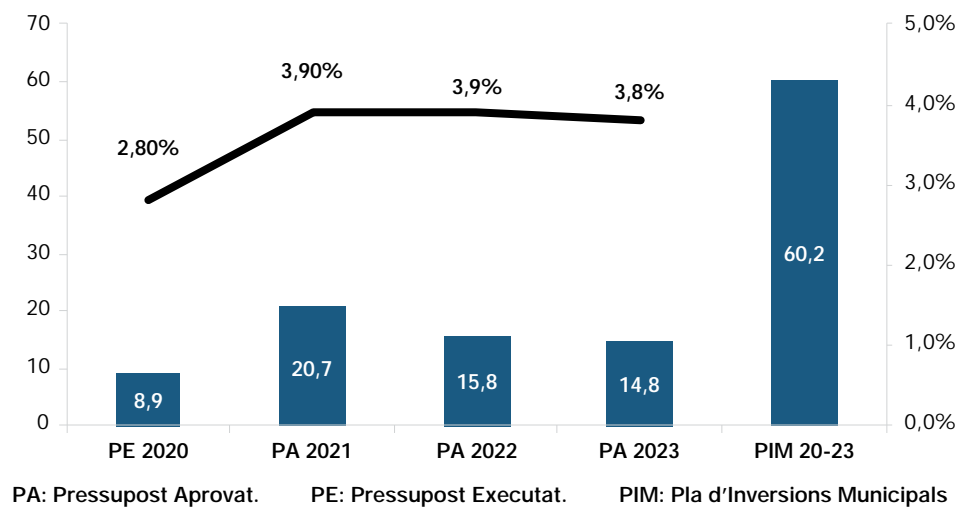


Budgetary effort

Current municipal expenditure on SDG 17
(amount in millions of euros and % of the total budget)



Inversió prevista al PIM 2020-2023 a l'ODS 17
(import en milions d'euros i % sobre el total del pressupost)



Featured good practice

Direct Corporation Programme and Organised by Global Justice

The direct cooperation of Barcelona City Council is essential in a horizontal relationship approach among cities cooperating in the exchange of experiences and mobilisation of knowledge and skills for municipal action. This exchange is linked to a reciprocal learning process, a key factor in generating an effective and long-lasting relationship. The expertise that the City Council has in the area of its competencies is an essential asset when exercising this cooperation model, which in turn is complemented with other actions organised with NGOs, universities and other bodies of the city, through cooperation agreements as well as other projects within the framework of the annual call for applications for subsidies of the DJGCI.

In 2020, 57 cooperation projects were approved, 13 of which are implemented in coordination with an agreement with the priority cities for the city of Barcelona, as prioritised by the Master Plan: Amman, Saïda, Tétouan, Tunis, the people of the West Bank and the Gaza Strip (Mediterranean and Eastern Side); Maputo and Dakar (Sub-Saharan Africa); Havana and the Colombian cities involved in the peace process (Latin American and the Caribbean). In all of the above, technical exchange processes are underway in different areas, but in relation to 2020, the most significant were:

- ▶ Exchanges regarding the combating, preventing and providing care to women victims of gender violence in Sarajevo and the municipal areas of Libya.
- ▶ ASIMA TUNIS Project: “Planification Stratégique et gouvernance multiniveau pour une ville métropolitaine résiliente”. Programme executed by Medcités with the participation of Barcelona.
- ▶ Inclusive consolidation processes in informal neighbourhoods and Right to the City, generation of public spaces and services and sustainable waste management in Maputo.
- ▶ Micro-networks of urban intelligence. Working groups for technical cooperation between cities, implemented through CIDEU (Ibero-American Centre for Strategic Urban Development) in areas such as gender mainstreaming, urban ecology and libraries, archives and memory, in Calí, Medellín, Bogotá and Havana.
- ▶ Support for sustainable urban drainage pilot projects, urban planning and accessibility to the Mediterranean in Gaza, Bethlehem and Amman.



Source: Barcelona City Council, https://ajuntament.barcelona.cat/relacionsinternacionalsicooperacio/sites/default/files/memoria_2020_def.pdf





Education for Global Justice Strategy and Programme in Barcelona

The aim of the Education for Global Justice Strategy 2019-2021 (EpJG) is to improve the quality and transformative impact of the EpJG projects implemented in Barcelona. The EpJG aims to become a tool with a transformative capacity with regard to significant topics on the sustainable development agenda such as: human rights, climate change, migration, gender and development, consumption and sustainable production. The strategy is enshrined within the Cooperation for Social Justice Master Plan 2018-2021, as a paradigm that conceives global justice in a holistic and broad sense, which focuses on structural elements and the power relationships that generate injustice and inequality.

In Catalonia, specifically Barcelona, the idea of EpJG has been implemented since 2014, centring the debate on this twofold perspective, towards

a formative and social objective. The Master Plan 2018-2021 is committed to education for social justice as a fundamental aspect of a transformative cooperation which enshrines the areas of incidence, investigation and communication. From this point of view, different strategic areas and topics are addressed:

- ▶ Education for Global Justice and Learning Programme
- ▶ New narratives for strategic planning and assessment
- ▶ Embedding Global Justice in the districts of Barcelona
- ▶ Call for grant and subsidy applications
- ▶ Providing support to entities dedicated to Global Justice



Source: Barcelona City Council, <https://ajuntament.barcelona.cat/relacionsinternacionalsicooperacio/ca/barcelona-educa-la-justicia-globa>



Final note with outlook for 2022



The preparation of the third VLR for Barcelona, for 2022, will return to the baseline graphs of the 2020 edition, but its strong point will not be so much the contribution of new data but rather their analysis, to generate new elements that permit the evaluation, even tentatively, of the fulfilment of the SDGs in the city.

These works will focus on **four lines**:

1. Identify core indicators of maximum comparability between territorial areas, taking as priority areas for comparison the AMB, Catalonia, Spain and the European Union.

The scope and complexity of the 2030 Agenda, combined with the diversity (economic, social, institutional, cultural, etc.) of the areas where it is to be applied, have made it very difficult to identify and standardise a set of useful indicators for all cities around the world. There have been some very convincing proposals, but none of them have managed to establish themselves as a benchmark.

Fortunately, throughout 2021, both the Statistical Institute of Catalonia²⁰ and the National Institute of Statistics²¹ have created their own sets of indicators for the 2030 Agenda, which can be viewed online. Ensuring comparability implies focusing on a much smaller number of indicators, which overall generate a more simplified image of the actual situation. Furthermore, it is necessary to have this information to be able to observe the progress of Barcelona in relation to the context.

2. Establish a framework for prioritising the targets and include intermediary targets.

At just a glance it is obvious that not all SDG targets have the same importance for a city. Some are basic or core, whereas others, despite being desirable, are subject to forces beyond local control, or are of a much smaller relevance. For this reason, we consider that assessing the compliance with the 2030 Agenda requires being able to differentiate the SDG targets according to the degree of relevance and priority, depending on factors such as:

The level of local responsibility with regard to the target, taking into account the degree of responsibility attributed by municipal government legislation (full responsibility, shared responsibility, residual responsibility) and the type of target (for the targets in process, such as starting up a service, the responsibility is usually direct and full, whereas impact targets usually depend on a variety of factors).

The municipal economic effort for the target, specified in the budgets (level of current expense and investment).

The strategic significance for the city, considered on the basis of its presence (or absence) in documents setting out the future vision for the city. At present, a key document for performing the analysis is “Barcelona, we make plans for the future”, which details the projects presented to the European Recovery and Resilience Facility.

In the case of SDG targets which, according to this analysis, are considered as high priority, intermediary targets can be established for around 2025. This preliminary assessment will help reinforce the attention and commitment of the City Council, and the system of actors in the city, on the truly critical points of the 2030 Agenda.

3. Review the SDG targets and complete the system of indicators.

The desirable horizon set out by the Barcelona 2030 Agenda can be changed in an extraordinarily dynamic environment. 2022 will be a year for review and adaptation, taking into account the following elements:

- ▶ **The city's situation after two years of pandemic.** To gain an accurate overview of what is happening, it will be very important to have the results of the surveys as well as the four-yearly Health survey and the second sociodemographic survey of Barcelona. The opinions of the Academic Advisory Council for the Barcelona 2030 Agenda will also be required (see VLR 2020).

²² See <https://www.idescat.cat/indicadors/?id=ods>

²³ See <https://www.ine.es/dyngs/ODS/es/index.htm>

- ▶ The **strategic plans approved in 2020 and 2021** in the various sectors of the municipal organisation, as referred to in the report's introduction.
- ▶ The **conclusions of the essential strategic reflection processes**, scheduled for 2022, such as the Citizen Commitment to Sustainability review (with the support of the C40 network, this will include the so-called "doughnut economy" overview²²), and the 2030 Metropolitan Strategic Plan²³.

For this point, in addition to the intrinsic complexity of the task, it will also be necessary to consider the time factor, given that VLR 2022 will only be able to include information that is available at the end of the first half of the year.

4. Move the Municipal Agenda across to the Barcelona Agenda

The implementation of the 2030 Agenda in Barcelona is based on the premise that success will only be possible if the SDGs are assumed as objectives for the city rather than on a municipal or strictly public sector level. This principle is as easy to formulate as it is difficult to carry out in practice on an operational basis.

Barcelona City Council's 2030 Agenda Commission has from the very beginning worked on encouraging, coordinating and reflecting the participation of all the city's actors (the different levels of administration, the business network and the not-for-profit entities) in achieving the SDGs. In terms of assessment, the aim is to identify the resources available and those effectively destined to each target (with regard to participation, see SDG 17).

The sum of these four operations (comparing, prioritising, updating and socialisation) have to make the Barcelona 2030 Agenda an essential instrument for understanding the city's current situation and its future prospects.

²⁴ See <https://ajuntament.barcelona.cat/premsa/wp-content/uploads/2021/07/Presentacio-Economia-Donut.pdf>

²⁵ See <https://pemb.cat/ca/pla-estrategic-2030/>

