

This infographic contains **key figures** from the *2021 Joint Report on Multilateral Development Banks' Climate Finance*. For purposes of greater transparency and consistency, 2021 figures report climate finance in all economies where the MDBs operate, with a breakdown by income level.

The report and infographic were prepared by the European Investment Bank, together with the African Development Bank, the Asian Development Bank, the Asian Infrastructure Investment Bank, the Council of Europe Development Bank, the European Bank for Reconstruction and Development, the Inter-American Development Bank Group, the Islamic Development Bank, the New Development Bank and the World Bank Group.

The CEB and the NDB aim to report on the details of their climate finance (e.g., by region, sector and instrument) in future editions of the Joint Report, as they extend the application of the joint MDB methodologies. In the meantime, this year's report only presents some aggregate data.

In 2021, NDB committed a total of US\$ 509 million in climate finance, all of which was dedicated to climate mitigation activities in middle-income countries (26 percent of NDB's total approvals excluding its COVID-19 emergency program loans).

The CEB, with a commitment of US\$ 621 million in climate finance, is in the process of fully implementing the joint MDB methodology for climate finance tracking in its operations. In this report, the CEB's 2021 figures are based on the MDB methodology but may be incomplete and therefore should be considered as conservative.



EUROPEAN INVESTMENT BANK
98-100 BOULEVARD KONRAD ADENAUER
L-2950 LUXEMBOURG

www.eib.org

Detailed information on MDBs' climate finance in 2021 is available at www.eib.org/mdbs-climate-finance



MDB CLIMATE FINANCE 2021

KEY FIGURES

In 2021, the multilateral development Banks (MDBs) listed below committed a total of **US\$ 50.666 billion** to low-income and middle-income economies and **US\$ 31.051 billion** to high-income economies.

CLIMATE FINANCE COMMITMENTS BY MDB

African Development Bank
For low- and middle-income economies **US\$ 2 429 million**
For high-income economies **US\$ -**

Asian Development Bank
For low- and middle-income economies **US\$ 4 764 million**
For high-income economies **US\$ 2 million**

Asian Infrastructure Investment Bank
For low- and middle-income economies **US\$ 2 746 million**
For high-income economies **US\$ 88 million**

European Bank for Reconstruction and Development
For low- and middle-income economies **US\$ 4 777 million**
For high-income economies **US\$ 1 599 million**

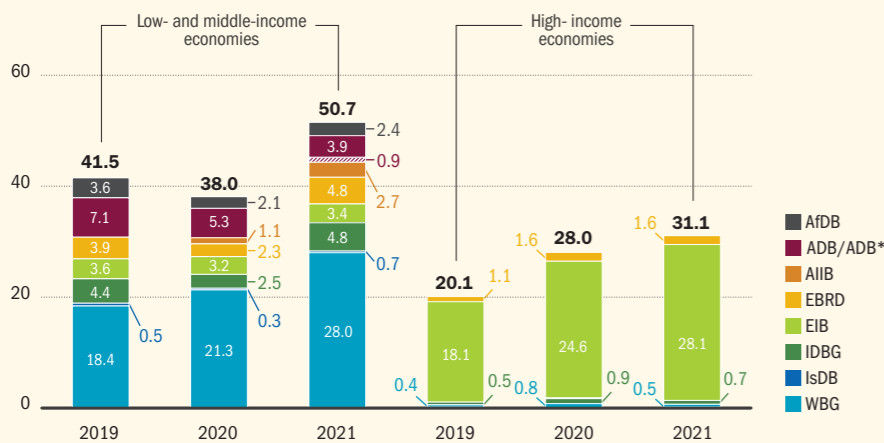
European Investment Bank
For low- and middle-income economies **US\$ 3 371 million**
For high-income economies **US\$ 28 134 million**

Inter-American Development Bank Group
For low- and middle-income economies **US\$ 4 819 million**
For high-income economies **US\$ 738 million**

Islamic Development Bank
For low- and middle-income economies **US\$ 684 million**
For high-income economies **US\$ 0 million**

World Bank Group
For low- and middle-income economies **US\$ 27 989 million**
For high-income economies **US\$ 490 million**

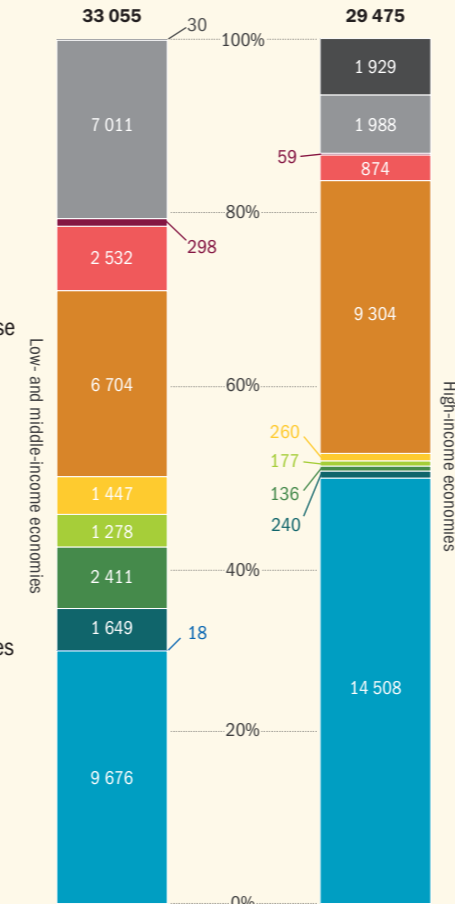
MDB CLIMATE FINANCE (IN US\$ BILLION)



TOTAL MDB CLIMATE FINANCE BY ACTIVITY (IN US\$ MILLION)

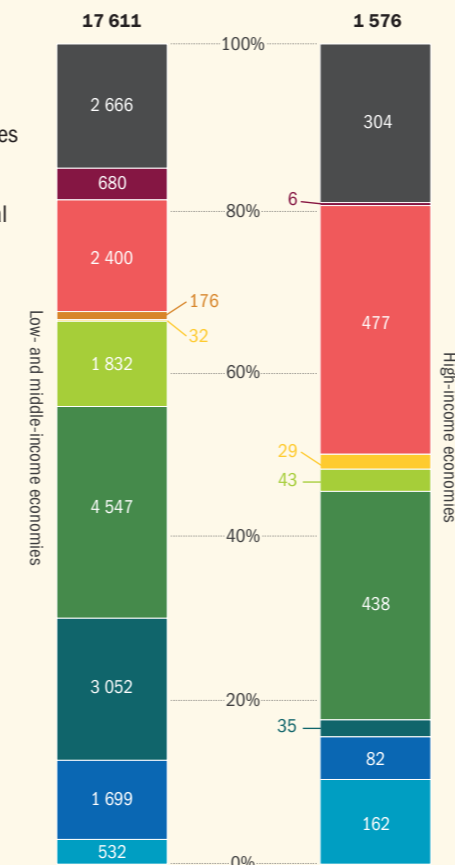
MITIGATION FINANCE

- Research, Development and Innovation **US\$ 1 959 million**
- Cross-sectoral activities **US\$ 8 999 million**
- Information and communications technology (ICT) and digital technologies **US\$ 357 million**
- Buildings, public installations and end-use energy efficiency **US\$ 3 406 million**
- Transport **US\$ 16 007 million**
- Solid waste management **US\$ 1 708 million**
- Water supply and wastewater **US\$ 1 455 million**
- Agriculture, forestry, land use and fisheries **US\$ 2 547 million**
- Manufacturing **US\$ 1 889 million**
- Mining and metal production for climate action **US\$ 18 million**
- Energy **US\$ 24 184 million**



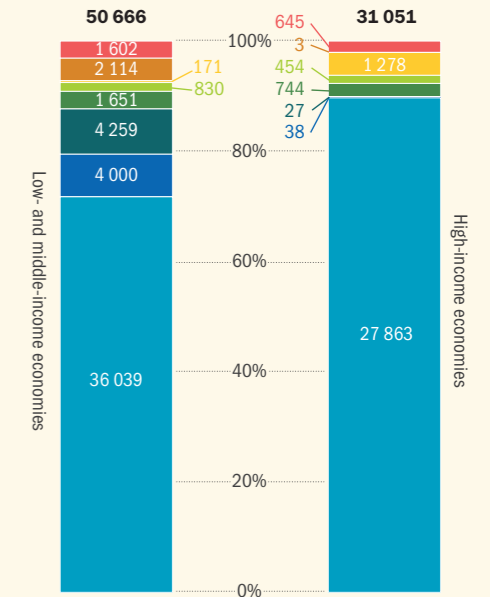
ADAPTATION FINANCE

- Water and wastewater systems **US\$ 2 977 million**
- Other agricultural and ecological resources **US\$ 681 million**
- Institutional capacity support or technical assistance **US\$ 2 877 million**
- Information and communications technology **US\$ 176 million**
- Industry, manufacturing and trade **US\$ 61 million**
- Financial services **US\$ 1 875 million**
- Energy, transport and other built environment and infrastructure **US\$ 4 985 million**
- Cross-cutting sectors **US\$ 3 087 million**
- Crop and food production **US\$ 1 781 million**
- Coastal and riverine infrastructure **US\$ 694 million**



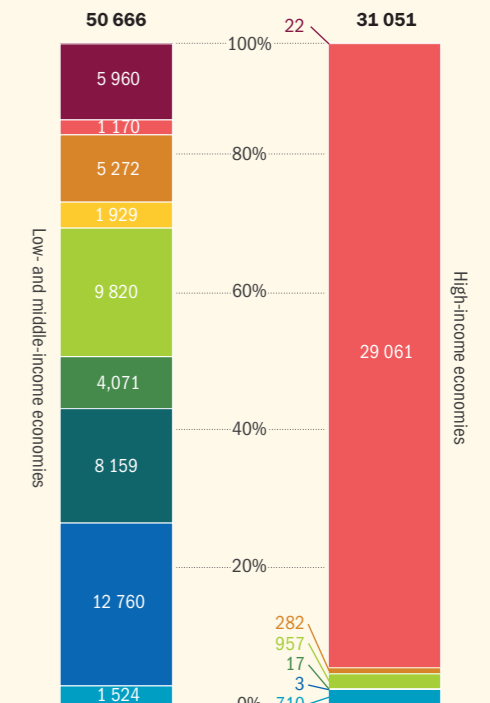
TOTAL MDB CLIMATE FINANCE BY INSTRUMENT (IN US\$ MILLION)

- Other instruments **US\$ 2 247 million**
- Results-based financing **US\$ 2 117 million**
- Line of credit **US\$ 1 449 million**
- Equity **US\$ 1 283 million**
- Guarantee **US\$ 2 395 million**
- Grant **US\$ 4 286 million**
- Policy-based financing **US\$ 4 037 million**
- Investment loan **US\$ 63 902 million**

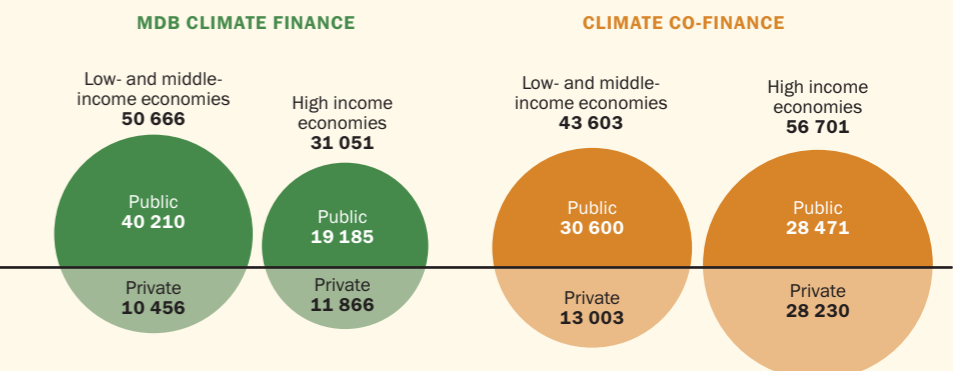


TOTAL MDB CLIMATE FINANCE BY REGION (IN US\$ MILLION)

- East Asia and the Pacific **US\$ 5 983 million**
- Europe: EU **US\$ 30 231 million**
- Europe: Non-EU **US\$ 5 553 million**
- Central Asia **US\$ 1 929 million**
- Latin America and the Caribbean **US\$ 10 777 million**
- Middle East and North Africa **US\$ 4 088 million**
- South Asia **US\$ 8 159 million**
- Sub-Saharan Africa **US\$ 12 763 million**
- Multi-regional **US\$ 2 234 million**



MDB CLIMATE FINANCE AND CO-FINANCE* (IN US\$ MILLION)



* Geographical distribution of climate (co)finance is determined by project location.