

Student Talks Information Packet



TEDEd

Hello!

TED-Ed’s mission is to spark and celebrate the ideas of every student and educator in the world, and we’re excited to welcome you on the journey! Read on to learn more about TED’s global student voice initiative and how to get involved.

What is the TED-Ed Student Talks Program?

- A program that supports students in discovering, developing and sharing their ideas in the form of TED-style talks.
- A space for students to explore, think critically about and discuss ideas.
- A platform that helps students develop presentation literacy skills while connecting them to a global community.

How do you get started?

There are 3 ways to create TED-Ed Student Talks:

1. In an extracurricular club: as a group of students in an after-school setting, led by an adult educator, teacher or youth program staff member.
2. In a classroom: as a group of students in a class, led by a teacher.
3. As part of another youth/educational organization: as a plug-in to an existing program—for groups of students who are part of programs run by our collaborative partners.

What’s next?

Complete the online registration. We operate on a trimester program cohorts model. Each leader will get access to the program resources for 12 months from the approval date. Please check our [application page](#) for current application windows and approval dates.

Our team is also always available if you have any questions. Email us at tededstudents@ted.com. We look forward to working with your group soon!

The TED-Ed Team

TED-Ed Materials are exclusively available to those who have been registered at ed.ted.com/student_talks. If you have not registered, please sign up! If you have any questions or other requests for using these materials, please reach out to tededstudents@ted.com.

Eligibility and Requirements

Every TED-Ed group should identify a group leader who will be responsible for the duties outlined in the “Expectations” section on p.4.

Leaders should be educators and adults working in youth programs with students who fall between the ages of 6-18. Leaders can be from:

- ❑ A primary or secondary-level* school
(public, private, virtual or home school)
- ❑ A non-profit community or educational organization

Note: You don't need minimum number of members to apply—you can recruit them later!

**TED-Ed Student Talks program is not currently available for college/ university level students.*



Register to start

1. Create an account on [TED.com](https://www.ted.com). You should use the email address you plan to use to communicate with the TED-Ed Team. You can use your email address, or create a free email account that can be shared with multiple people if you know you'll have more than one facilitator.
2. Complete the official TED-Ed Student Talks program registration found at ed.ted.com/student_talks.
3. Once your registration has been approved, you'll be able to access the program resources, participate in calls and events with the TED-Ed team and other leaders via the TED-Ed Student Talks Learning Journey platform.

Expectations

- You may not use your TED-Ed application approval to indicate that you are employed by or in any other way affiliated with TED outside your capacity as a volunteer group leader working solely with your school group or organization.
- You may not use your TED-Ed application approval to profit in any way or promote a company, product or organization.
- You may not charge a fee for students to participate in the program.
- You may organize an event for your education community as long as all presenters at the event are TED-Ed students. If you are interested in hosting a community event, or inviting other members to present, this would be considered a TEDx event, and you would need to apply for a separate TEDxYouth license. You'll find more information in your Learning Journey platform.
- You may only use the logo that is provided in the Logo Kit from your Learning Journey. No other TED or TED-affiliated logos may be used.
- Most importantly, since we just spent a lot of space telling you what you can't do, we wanted to remind you: You may be creative! You may inspire each other, dream wildly, think boldly, and speak freely—and you must have fun!

TED-Ed Materials are exclusively available to those who have been registered at ed.ted.com/student_talks. If you have not registered, please sign up! If you have any questions or other requests for using these materials, please reach out to tededstudents@ted.com.

A Sample TED-Ed Student Talks Leader Timeline

Approved Leader receives access to resources for 12 months from approval date. Here's a sample timeline:

Phase 1: Prepare

- Join the TED-Ed Student Talks Learning Journey platform
- Familiarize yourself with the materials
- Read through the Leader Guidebook and plan out each Exploration
- Attend Student Talks Leader calls with TED-Ed team
- Identify students who will participate

Phase 2: Lead

- Submit your Program Release Form
- Identify, Discover, and Share student ideas through Explorations
- Learn how to give and receive feedback
- Adjust timing for Explorations as needed

Phase 3: Celebrate

- Host rehearsals where students receive final peer feedback
- Provide final edits to students' talks
- Plan your showcase event/when and where students will share their final talks
- Or apply for a TEDxYouth license

Phase 4: Upload and renew

- Edit your Student Talk videos
- Renew your application
- Host your event (optional)
- Note exceptional talks to submit to the TED-Ed Student Talks Great Ideas Quest
- Provide feedback to the TED-Ed team

TED-Ed Materials are exclusively available to those who have been registered at ed.ted.com/student_talks. If you have not registered, please sign up! If you have any questions or other requests for using these materials, please reach out to tededstudents@ted.com.

Once you are approved



PROMOTION

Through your Learning Journey platform, you can access the Promo Kit, which contains materials you can share to help establish and grow TED-Ed in your community.



PARTICIPATION

Leaders will be asked to submit a Program Release Form indicating your responsibility to account for the privacy concerns of parents/legal guardians of your students. The Form should be submitted as soon as possible, and definitely before sharing any content featuring students.



MATERIALS

You'll use the Instructional Guidebook to move students through the Discover, Develop and Share sections of the program. Feel free to adjust the sessions to fit your group's needs.


Students will receive an Idea Journal, in which they can brainstorm and track the development of their idea.




STAYING IN TOUCH

As the group leader, you'll be invited to join the Learning Journey - an online community of Educators from all over the world, who participate in TED-Ed programs. You'll learn about all the amazing things happening with other Student Talks groups, connect with other Student Talks Leaders, get invited to educator events, and more!

Also, don't forget to follow/subscribe to TED-Ed on social media:

 [youtube.com/tededstudenttalks](https://www.youtube.com/tededstudenttalks)


 [tededucation](https://www.instagram.com/tedededucation)

 [@TED_Ed](https://twitter.com/TED_Ed)

 [#tededstudents](https://twitter.com/tededstudents)

TED-Ed Materials are exclusively available to those who have been registered at ed.ted.com/student_talks. If you have not registered, please sign up! If you have any questions or other requests for using these materials, please reach out to tededstudents@ted.com.

Once you are approved



FUN STUFF

During your participation in the program students will have the opportunity to attend Connect Calls, where students are able to join video calls with other student groups from around the world in order to share ideas and learn from each other.



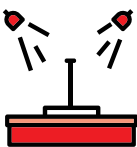
TALKS

During the last explorations, in the Share section, you'll have the option to record your student videos (don't worry, we have resources to help with this). Note exceptional talks to submit to the TED-Ed Student Talks Great Ideas Quest.



SUCCESS

We hope by the end of your program, each student will have a recorded talk that can be uploaded to your school/organization YouTube channel. We have resources for filming online and at home too!



TED-ED SHOWCASE EVENT (OPTIONAL)

At the end of a cycle, your group may decide to host an event for your school or education community to see students present their talks live on stage or via a virtual event! You can find out more details about this option in the Learning Journey.

TED-Ed Materials are exclusively available to those who have been registered at ed.ted.com/student_talks. If you have not registered, please sign up! If you have any questions or other requests for using these materials, please reach out to tededstudents@ted.com.

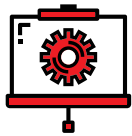
Meetings

In each exploration students:



CRITICALLY THINK ABOUT AND DISCUSS IDEAS.

The signature activity of each exploration is sharing, debating and discussing the ideas presented by each other and in TED Talks and TED-Ed Lessons.



DEVELOP AND PRESENT IDEAS IN THE FORM OF TED-STYLE TALKS.

The meeting structure is designed to support students in taking influence from TED speakers, and ultimately developing and presenting big ideas based on their own passions. Students will also gain skills in storytelling, storyboarding, production and visual creation that help communicate their ideas clearly.



TAKE ACTION INSPIRED BY IDEAS WORTH SPREADING.

As global citizens, students are encouraged to take action after watching or discussing the ideas heard in TED Talks. This action could take the form of exploring community service, participating in political events, pursuing creative outlets or organizing in their communities.



JOIN A GLOBAL MOVEMENT COMMITTED TO SPREADING YOUTH IDEAS.

TED-Ed is committed to celebrating great student ideas by sharing Student Talks and stories with the world through our social media channels and on the [*TED-Ed Student Talks YouTube channel*](#).

TED-Ed Materials are exclusively available to those who have been registered at ed.ted.com/student_talks. If you have not registered, please sign up! If you have any questions or other requests for using these materials, please reach out to tededstudents@ted.com.

The world is waiting to be redefined by the biggest, smallest, boldest, quirkiest, bravest, most inspiring and most brilliant ideas from young people around the world.

Thanks for taking the first steps to sharing the next generation of ideas worth spreading. We can't wait to see what you do next!

TEDEd