

ATLANTA FALCONS



**MEDIA
GUIDE
2022**

ADMIN

TWO THOUSAND

22





ARTHUR BLANK

Owner & Chairman



Perhaps best known as co-founder of The Home Depot, Arthur Blank is now widely recognized for his diverse businesses. Named by ESPN as the 2021 Sports Philanthropist of the Year, Blank is a tireless advocate of using purpose and profit hand-in-hand to benefit the communities around him. Blank has been distinguished by Forbes as one of the World's 100 Greatest Living Business Minds 2017, Sports Business Journal's Executive of the Year 2018 and Sports Business Journal's one of the 50 Most Influential People in Sports 2016, 2017, 2018.

In addition to the Blank Family Foundation, Blank's Family of Businesses includes the Atlanta Falcons and Atlanta United; the nationwide PGA TOUR Superstore; three ranches in Montana, Mountain Sky Guest Ranch, West Creek Ranch and Paradise Valley Ranch, and Mercedes-Benz Stadium, which hosted the 2019 Super Bowl and is home to the Falcons and Atlanta United.

In 2020, Blank released his book *Good Company*, a national best-seller, highlighting how the core values successfully used to build The Home Depot can be applied to varying businesses. Blank believes in the importance of making a difference – professionally

and personally. In addition to the company's financial success, during his 23 years with The Home Depot the company donated more than \$113 million to communities, while associates participated in hundreds of thousands of hours of volunteer time. Blank is applying the same business acumen and values in building his competitive, successful and community-oriented businesses today.

Blank is dedicated to his own giving back. Since 1995, the Arthur M. Blank Family Foundation has granted more than \$800 million, and will significantly accelerate the impact of its philanthropy over the next 10+ years in its new collective areas of giving, which include Youth Development, Democracy, and Environment. The foundation also leads giving programs for each of the for-profit businesses in Blank's portfolio. Through his Foundation and businesses, Blank has donated nearly \$7 million to COVID-19 pandemic relief.

A native of Queens, N.Y., Blank received a B.S. Degree in Business Administration with Distinction from Babson College. Blank resides in Atlanta, Georgia and is the father of six children and has six grandchildren. Consistent with the way he approaches work and life, his favorite T-shirt appropriately reads, "There is no finish line."



STEVE CANNON

CEO AMBSE

Stephen Cannon, among *Atlanta Business Chronicles* 2019 Most Admired CEO's, serves as the chief executive officer of AMB Sports and Entertainment (AMBSE) assuming the day-to-day leadership of Mercedes-Benz Stadium (MBS), Atlanta Falcons Football Club, United Soccer Properties, PGA TOUR Superstore and AMBSE Ventures. AMBSE serves as a for-profit holding group under the Arthur M. Blank Family of Businesses. Prior to joining AMBSE in 2016, Cannon served as president and chief executive officer of Mercedes-Benz USA (MBUSA) and was responsible for leading operations that generated record sales with annual revenues exceeding \$20 billion.

Cannon has led the evolution of Mercedes-Benz Stadium (MBS) since its doors opened in August 2017. Home to the Atlanta Falcons and Atlanta United, MBS has hosted a record-setting number of large sports and entertainment events including Super Bowl LIII in 2019 and the College Football Playoff Championship game in 2018. Under Cannon's leadership, MBS was the first professional sports stadium in North America to achieve LEED Platinum Certification by the United States Green Building Council and MBS Food & Beverage Experience was honored as Sports Breakthrough of the Year 2018 by *Sports Business Journal* for its record-breaking, affordable fanfare pricing.

Cannon, the 2020 NFL Salute to Service Award recipient, has led efforts to make the Atlanta Falcons' military outreach efforts the

benchmark in the NFL. In 2018, Cannon and Falcons Head Coach Dan Quinn, spearheaded the first NFL team-directed USO Tour, visiting soldiers at various bases throughout Iraq and Kuwait. A tireless supporter of America's military and military families, Cannon alongside his fellow West Point classmates, founded the Johnny Mac Soldiers fund in 2014. The organization honors military service and sacrifice by providing scholarships to veterans and military family members, particularly children of our nation's fallen and disabled. What began as a small effort to help one fallen classmate's family has grown into an organization that has raised more than \$17 million. Cannon also serves on the national board of directors for TAPS (Tragedy Assistance Program for Survivors). Finally, Cannon was the 2019 Marvin Myers Leadership Award recipient from the Georgia Veterans Day Association.

Cannon graduated with honors from the United States Military Academy at West Point in 1986 and was Airborne Ranger qualified and served as First Lieutenant in West Germany during the fall of the Iron Curtain. During his time in the Army, he also served five years as an artillery officer. A two-time lettered wrestler at West Point, The National Wrestling Hall of Fame named Cannon the 2019 Outstanding American, an honor given to leaders who have used the disciplines of wrestling to launch distinguished careers in other walks of life.

Cannon and his wife, Ann, reside in Atlanta and are the parents of nine children.



RICH MCKAY

President & CEO

Falcons President and CEO, Rich McKay, has been a fixture in the National Football League for more than 30 years. One of the League's most influential executives, McKay joined the Atlanta Falcons in 2004. During McKay's tenure, the Falcons have been to the playoffs seven times, been to three NFC Championship games and participated in Super Bowl LI. McKay was hired by Owner and Chairman Arthur M. Blank in 2004 and served his first four years as the team's general manager. He was promoted to president and chief executive officer in 2011. That same year, national columnist and creator of Monday Morning Quarterback (MMQB), Peter King, named McKay number 10 out of the 100 most influential people in the NFL. In 2019, The Athletic put McKay in The NFL's 100 most influential business people of all-time.

McKay played a central role in the development, opening and operation of Mercedes-Benz Stadium in addition to his Falcons duties. With the stadium built and operating with a best-in-class leadership team, led by AMBSE CEO Steve Cannon, McKay returned his focus to a larger role in the operation of the Falcons with the Falcons head coach and general manager reporting to him. He led the 2021 search that resulted in Arthur Smith being named the Falcons' 18th head coach and Terry Fontenot being named the organization's 11th general manager.

McKay was the point person in the negotiation, development and building of Mercedes-Benz Stadium, a process that began in earnest in 2008. Working closely with Blank, the city of Atlanta, the state of Georgia and the Georgia World Congress Center Authority, McKay helped to secure approval and financing for Mercedes-Benz Stadium and created a true public-private partnership. The club broke ground on Mercedes-Benz Stadium on May 19, 2014, and it was completed in August of 2017 and serves as the home of the Atlanta Falcons and Atlanta United. He is the only executive to have led two successful stadium negotiations (Atlanta and Tampa Bay). In April of 2014, McKay was named President of AMB Sports & Entertainment (AMBSE) which oversees the Falcons, Atlanta United and Mercedes-Benz Stadium.

McKay has served as a member of the NFL's Competition Committee since 1994, which is longer than any member has ever served since the committee's inception in 1968. He has led the committee as co-chairman (1998-2011) or chairman (2011-current) since 1998. The committee is comprised of NFL head coaches and League executives who study the game and recommend rule changes and modifications to ensure player safety while promoting competitiveness. The Competition Committee has recommended and passed over fifty (50) player safety rules changes since 2002. In addition to his commitment to advancing the game, McKay has been involved in the negotiation of collective bargaining agreements with the National Football League Players Association and was highly involved in the negotiations that led to the ten year collective bargaining agreement signed in 2011 and the newest ten year agreement that was executed in 2021.

Prior to joining the Falcons, McKay spent 10 years with the Tampa Bay Buccaneers, serving as general manager. While serving as general manager for Tampa Bay (1994-2003) and Atlanta (2004-2008), McKay was the architect of a Super Bowl winning team (Super Bowl XXXVII) as well as six teams that reached the playoffs and three that advanced to the NFC Championship game. During his 15 seasons in the General Manager role, his teams compiled an overall record of 112-96 with a playoff record of 6-5. As a GM, McKay worked with three different NFL head coaches who have guided their respective teams to NFC Championship games – Tony Dungy in 1999 with Tampa Bay, Jon Gruden in 2002 with Tampa Bay and Jim Mora in 2004 with Atlanta.

McKay's personnel scouting acumen was a successful formula which

produced 59 players that played in the Pro Bowl during his time as an NFL General Manager. McKay showed his eye for talent when he drafted eight players in the 1997 draft class that went on to play a combined 1,175 games, with 772 starts over their careers. Those players helped contribute to Tampa Bay's 41 Pro Bowl selections between 1997 through 2002, which were the most in the NFL. To put it into perspective, the Buccaneers only had 19 Pro Bowl selections in the first 21 years of their history leading up to 1997.

One of McKay's proudest accomplishments is that 11 of his former lieutenants have risen through the ranks to sit in the general manager's chair at other NFL franchises.

While many of the players McKay drafted developed into Pro Bowl performers on the field, several have been stars in their community. Atlanta Falcons Limited Partner Warrick Dunn, whom McKay drafted in 1997 with Tampa Bay, was the recipient of the 2004 Walter Payton/NFL Man of the Year award. This award is presented annually to the NFL's most philanthropic player. Derrick Brooks, who was also a draft selection of McKay's, was also a co-recipient of the award in 2000.

The McKay family is one of the most successful football families with substantial roots in both the collegiate and professional game. Rich's late father, the legendary John McKay, led the University of Southern California Trojans to four national championships in 16 seasons. In 2019, ESPN ran a list of the 150 greatest teams in college football's 150-year history and McKay had four of the top 70 teams and the 3rd ranked team of all time.

Rich's older brother J.K. McKay, was a starting wide receiver for the Trojans and part of two national championship teams (1972 & 1974) in addition to playing in three Rose Bowl games while playing for his father. The third generation of McKay's in the football business won a Super Bowl in 2021. Rich's son, John, is the Director of Pro Scouting for the Super Bowl Champion Los Angeles Rams. Between the four McKay's, they have won six national championships, participated as a player or coach in 12 Rose Bowls, participated as a coach, player or team executive in seven NFL conference championship games, won two National Collegiate Coach of the Year Awards, won one XFL Championship as a general manager, and won one Super Bowl as a general manager and one as a Director of Pro Personnel.

Both Coach McKay and Rich McKay saw their first draft picks selected to the Pro Football Hall of Fame. Lee Roy Selmon was the first pick for John McKay as a head coach of the Tampa Bay Buccaneers in 1976 while Warren Sapp was the first pick for Rich McKay in 1995. After the enshrinement of Sapp and Derrick Brooks, Rich McKay became the first and only general manager in NFL history to have his first two draft picks go on to be first-ballot members of the Pro Football Hall of Fame.

McKay earned his bachelor's degree in Economics in 1981 from Princeton University, graduated from Stetson's College of Law in 1984, clerked for two years for Tampa's U.S. District Judge William Terrell Hodges, and was inducted into the Stetson Law Hall of Fame on November 2014. McKay worked at the Tampa law firm of Hill, Ward, and Henderson, P.A., from 1986-1992 where he served as General Counsel for the Buccaneers. Born March 16, 1959, in Eugene, Oregon, McKay grew up in Los Angeles and Tampa, graduating from Tampa's Jesuit High School.

As an avid long-distance runner, Rich has participated in and finished six marathons including two New York City Marathons, an Atlanta Marathon, and the Los Angeles Marathon in 2013 and in 2016, and the 2019 San Diego marathon.

McKay and his wife, Terrin, have two sons; Hunter, a 2012 graduate of Samford University in Birmingham, Alabama who is employed in

the Sports Information Office at Kennesaw State University in Kennesaw, Ga., and John, a 2015 graduate of the University of Southern California is the director of pro scouting for the Los Angeles Rams.

COACHES

TWO THOUSAND

22





ARTHUR SMITH

Head Coach

SMITH'S COACHING BACKGROUND

2021-22	Head Coach Atlanta Falcons
2019-20	Offensive Coordinator Tennessee Titans
2016-18	Tight Ends Tennessee Titans
2014-16	Asst. Tight Ends Tennessee Titans
2013	O Line & Asst. TEs Tennessee Titans
2012	Offensive QC Tennessee Titans
2011	Defensive QC Tennessee Titans
2010	Defensive Intern/Admin Asst. Ole Miss
2007-08	Defensive QC Washington Football Team
2006	Grad. Assistant North Carolina

Arthur Smith was named the 18th head coach in Atlanta Falcons history on January 15, 2021 and took over the club after serving as the Tennessee Titans offensive coordinator for the previous two seasons (2019-2020).

In his first year at the helm, the Falcons posted a 7-10 record, winning seven of nine games decided by one possession after winning two of 10 such games the season prior. Under Smith's guidance, nine-year veteran running back Cordarrelle Patterson set single-season career highs for rushing yards (618), receiving yards (548), rushing touchdowns (six) and receiving touchdowns (five), and became the first player to record at least five rushing and five receiving touchdowns in a single season in franchise history. Additionally, tight end Kyle Pitts became the second rookie tight end to surpass 1,000 receiving yards in NFL history, joining Pro Football Hall of Famer Mike Ditka (1,076 yards in 1961). Pitts broke the single-season franchise record for most receiving yards by a tight end with 1,026, surpassing Pro Football Hall of Famer Tony Gonzalez (930 in 2012), and set the record for most receiving yards by a rookie regardless of position, surpassing Julio Jones (959 in 2011). Pitts also became the first rookie tight end to be selected to the Pro Bowl since New York's Jeremy Shockey in 2002.

Prior to his tenure in Atlanta, Smith orchestrated one of the NFL's top offenses with the Titans leading the league in red-zone touchdown percentage (75.2), ranking fifth points per game (27.9) and fifth in total offense (379.6). He oversaw the second-ranked rushing attack in the NFL, averaging 153.5 yards per game on the ground.

From 2019-20, the Titans were among the league's best in the red zone. The club's 75.6 (2019) and 75.0 (2020) red zone touchdown percentages were the fourth and fifth-best single-season marks by a team since 2000.

In 2020, Smith's offense averaged 30.7 points per game and 491 total points which was good for fourth in the NFL and stand as the second-highest marks in team history. He also oversaw one of the most potent rushing attacks in league history as Derrick Henry became just the eighth player in NFL history to rush for more than 2,000 yards in a single season. Henry's 2,027 rushing yards rank

fifth all-time and paced the Titans to the league's second-best rushing offense in 2020, trailing only the Baltimore Ravens. Tennessee's 168.1 yards per game on the ground set a club record and Henry eclipsed Chris Johnson's franchise record of 2,006 rushing yards set in 2009.

While Smith was able to build his offense around the talents of Henry in the run game, he also has been credited with revitalizing the career of quarterback Ryan Tannehill. In two seasons running Smith's offense, the former No. 8 overall draft pick started 26 games and totaled 6,561 passing yards with 55 touchdowns, 13 interceptions, and a 110.6 passer rating, while completing 67.3 percent of his passes. Tannehill was named to the Pro Bowl for the first time in his career in 2019 after leading the NFL with a 117.5 passer rating and was named the Comeback Player of the Year by both the Associated Press and the Pro Football Writers of America.

Smith also fostered the development of wide receiver A.J. Brown, who has cited Julio Jones as a mentor. Brown eclipsed 1,000 receiving yards in each of his first two seasons in the NFL and has scored 19 touchdowns in 30 career games. In addition to Brown, four-year veteran receiver Corey Davis has also blossomed under Smith. Davis tied his career-high with 65 receptions and set new bests with 984 receiving yards and five touchdowns in 2020.


In 2019, Smith helped lead the Titans to the team's first AFC Championship Game appearance in 17 years. In his first season as offensive coordinator, the Titans led the NFL in red-zone efficiency (75.6 percent), ranked third in rushing offense (138.9 yards per game), and fourth in yards per play (6.12). The Titans' percentage in the red zone was the highest since the 2013 Denver Broncos (76.1). Tannehill and Henry became the fourth NFL teammates to lead the NFL in passer rating and rushing yards, respectively since the current passer rating system was implemented in 1973.

Smith served under four different Titans head coaches, working his way up from his 2011 position of defensive assistant/quality control coach. He also spent time as an offensive assistant/quality control coach (2012), offensive line/tight ends assistant (2013), and assistant tight ends coach (2014-15) before taking over as tight ends coach during the 2015 season and holding the position through 2018.

Prior to joining the Titans, Smith spent two years as the defensive quality control coach for the Washington Football Team from 2007-08 serving on legendary coach Joe Gibbs' staff. In addition to his coaching role, he also worked as a college scouting assistant in Washington in 2007. In 2010, Smith worked at Ole Miss as an administrative assistant/defensive intern, primarily working with the linebackers.

Smith graduated from North Carolina where he played offensive line and later joined the Tar Heels coaching staff as a graduate assistant (2006), working with the offensive line.

Born and raised in Memphis, Tenn., he went to high school at Georgetown Prep (North Bethesda, Md.). Smith and his wife, Allison, currently live in Nashville with their two sons, Tanner and Liam, and their daughter, Sophie.



DEAN PEES

Defensive Coordinator

PEES' COACHING BACKGROUND

2021-22	Defensive Coordinator	Atlanta Falcons
2018-19	Defensive Coordinator	Tennessee Titans
2012-17	Defensive Coordinator	Baltimore Ravens
2010-11	Linebackers	Baltimore Ravens
2006-09	Defensive Coordinator	New England Patriots
2004-05	Linebackers	New England Patriots
1998-2003	Head Coach	Kent State
1995-97	Defensive Coordinator/Inside LBs	Michigan State
1994	Secondary	Notre Dame
1990-93	Defensive Coordinator	Toledo
1987-89	Secondary	Navy
1983-86	Defensive Coordinator/Secondary	Miami (Ohio)
1979-82	Defensive Coordinator/Secondary	University of Findlay
1975-78	Head Coach	Elmwood (Ohio) High School
1973-74	Assistant Coach	Elmwood (Ohio) High School

Dean Pees is in his second season as defensive coordinator for the Atlanta Falcons and his 49th season of coaching overall.

In his first season in Atlanta, Pees' defense forced a turnover in 12 consecutive games from Oct. 10, 2021 to Jan. 2, 2022, marking the longest streak by Atlanta since 27 consecutive games from 2009-11. The Falcons also did not surrender a play of 40-plus yards, becoming the first team to do so in the last 25 seasons, according to Pro Football Reference.

Last season, cornerback A.J. Terrell limited opponents to 29 receptions for 200 yards on 66 targets and tallied a career-high three touchdowns. Terrell held opposing passers to a 47.5 passer rating when targeted, according to Pro Football Focus, marking the lowest passer rating by a cornerback that played at least 50 percent of coverage snaps in 2021.

Under Pees' tutelage, Falcons linebacker Foye Oluokun finished with a league-leading 192 tackles, marking the most by any player in a single season since at least 2000. He also recorded double-digit tackles in 12 games - the most by a Falcon in a single season since 2000.

Pees came to Atlanta with 16 years of experience as an NFL coach, including 12 years as a defensive coordinator with the Tennessee Titans, Baltimore Ravens and New England Patriots. Pees is one of eight defensive coordinators in NFL history to coach in a Super Bowl with two different teams, doing so with New England in 2007 and Baltimore in 2012.

In 10 of his 12 seasons as a defensive coordinator, Pees' defenses ranked in the top 12, including his first season in Tennessee in 2018 when the Titans ranked eighth in total defense and third in scoring defense allowing only 18.9 points per game - the fewest points allowed by Tennessee since 2008. Pees' defense ranked second in the red zone (44.7 percent), sixth in passing defense (216.9 yards per game) and first in fourth-quarter defense (65.9 yards per game) in 2018.

The Titans finished with the eighth-best third-down defense (36.3 percent) and 12th-best rushing defense (104.5 avg.) in 2019. Pees' defense limited Patriots QB Tom Brady and Ravens QB Lamar Jackson to 13 and 12 points, respectively, in the 2019 postseason en route to the AFC Championship Game. Following the postseason run, Pees decided to step down as the Titans defensive coordinator.

Prior to his time in Tennessee, Pees spent eight seasons with the Baltimore Ravens from 2010-17, including six seasons as defensive coordinator (2012-17). After coaching linebackers for his first two seasons in Baltimore, Pees was promoted to defensive coordinator in 2012. In his first season as defensive coordinator, the Ravens won

Super Bowl XLVII. Over his six years as defensive coordinator, Pees' defense ranked eighth in yards allowed per game (334.7), ninth in points allowed (21.1 avg.), 10th in sacks (236), eighth in rushing yards per game (103.4 avg.), fourth in rushing yards per play (3.9 avg.) and seventh in opponent passer rating (85.4). The Ravens finished in the top 12 in total defense in five of six seasons under Pees.

In 2017, his final year in Baltimore, the Ravens led the NFL in interceptions (22), takeaways (34), and shutouts (three), while their defensive passer rating (72.4) and five defensive touchdowns - tied with Detroit and Philadelphia - ranked second. Baltimore's three shutouts were the most in a season since the 2003 Patriots. That season, the Ravens also had three defensive players named to the Pro Bowl - linebacker C.J. Mosley, outside linebacker Terrell Suggs and safety Eric Weddle.

After finishing with the eighth-ranked defense in 2015 (337.4 yards per game), the 2016 Ravens defense finished seventh in total yards per game, joining the Denver Broncos and Seattle Seahawks as the only clubs to finish in the top 10 in total defense in each season from 2014-16. Under Pees, the Ravens tied

Kansas City and San Diego for the most interceptions (18) in the NFL in 2016. Mosley and Weddle earned Pro Bowl honors while helping the Ravens allow the ninth-fewest points per game (20.1) and the second-lowest opponents' third-down percentage (35.0).

The 2014 Ravens defense, which featured Pro Bowl selections Mosley and outside linebacker Elvis Dumervil, ranked second in red zone defense (42.6 percent), allowed the league's sixth-fewest points (18.9) and eighth-fewest yards per game (336.9). Dumervil, who set a franchise record with 17 sacks, and Suggs (12 sacks) combined to produce the most sacks (29) among teammates in the NFL that season.

In 2013, the Ravens defense starred Pro Bowlers Suggs and defensive tackle Haloti Ngata, who led the unit to the third-best finish in third down (33.5 percent) and the seventh-best mark in red zone defense (48.8 percent touchdown rate). Linebacker Daryl Smith was one of three NFL defenders to post at least 100 tackles, five sacks and three interceptions. Cornerback Lardarius Webb tied for the league lead with 22 passes defended.

In 2012, his first year as coordinator, Pees' unit was depleted by injuries to key starters, including Suggs, who missed the first six games, and future Hall of Fame linebacker Ray Lewis, who missed the final 10 regular season games. With Ngata and safety Ed Reed earning Pro Bowl nods, the Super Bowl-winning defense was the NFL's second best in the red zone, limiting opponents to 43.4 percent inside the 20.

Before joining Baltimore's staff, Pees spent six seasons (2004-09) under Bill Belichick on New England's staff, including four years (2006-09) as defensive coordinator. During his tenure as defensive coordinator, the Patriots were the only team in the NFL to finish in the top 10 in scoring defense in four consecutive seasons. The Patriots also allowed fewer than 20 points per game in every season under Pees, the best four-year run of any coordinator in the Belichick era.

Prior to entering the NFL's coaching ranks, Pees spent 25 years coaching at the collegiate level, including 21 seasons as a head coach or coordinator. He spent six seasons (1998-2003) as the head coach at Kent State University where he coached future NFL Pro Bowl linebacker James Harrison and Josh Cribbs.

From 1995-97, Pees served as the defensive coordinator and inside linebackers coach at Michigan State under head coach Nick Saban. The Spartans reached the postseason in each of Pees' three seasons and finished with the 13th-ranked defense in the nation in his final season in East Lansing.

In 1994, Pees coached All-American and future Pro Bowl cornerback Bobby Taylor at Notre Dame under head coach Lou Holtz. From 1990-93, Pees was the defensive coordinator at the University of Toledo under Saban.

A native of Dunkirk, Ohio, Pees earned his bachelor's degree in

secondary education from Bowling Green State University. In May 2019, he gave the commencement speech to his alma mater's graduating class that included an original musical piece that he wrote and performed on the piano.

Pees has been honored with several awards during his career. He was added as a member of the Hardin County Ohio Sports Hall of Fame in 2011. He later received a distinguished alumni award from Hardin Northern (Dola, Ohio) High School and was inducted into the school's Hall of Fame in 2013. Ohio State University honored him with the second annual "A Tribute to Ohio's Finest" award in a spring 2015 ceremony at the university. He was the second-ever NFL coach

(Paul Brown, 2014) to receive the honor,

which is also awarded to a high school and college coach from Ohio. In January 2018, he was inducted into the University of Findlay Athletic Hall of Fame and received the university's Lifetime Achievement Award. He was added to the Ohio High School Football Coaches Association Hall of Fame in June 2019.

He and his wife, Melody, have six children: Laura (son-in-law Austin), Meredith (son-in-law Scott), Steffani, Matt (daughter-in-law Emily), Elli (son-in-law Chad) and Tarrin (son-in-law Cress). They have 12 grandchildren: Kade, Cole, Parker, twins Samantha and Brody, Julian, Ellis, Wyatt Dean, Sierra, Sydney, Tucker and Adeline.



DAVE RAGONE

Offensive Coordinator

RAGONE'S COACHING BACKGROUND

2021-22	Offensive Coordinator	Atlanta Falcons
2020	Pass Game Coordinator	Chicago Bears
2016-19	Quarterbacks	Chicago Bears
2015	Offensive Quality Control	Washington Football Team
2011-13	Quarterbacks	Tennessee Titans
2010	Quarterbacks	Hartford Colonials (UFL)

Dave Ragone is in his second year as offensive coordinator for the Atlanta Falcons and his 11th season in the NFL as a coach.

In his first season as offensive coordinator, Atlanta was the only team to have a wide receiver (Russell Gage), tight end (Kyle Pitts) and running back (Cordarrelle Patterson) each record at least 50 receptions and 500 receiving yards in the NFL in 2021. Additionally, Falcons running backs and tight ends combined for 2,251 receiving yards in 2021 - the most in the NFL and the most in a single season in franchise history.

Last season, Cordarrelle Patterson set single-season career highs for rushing yards, receiving yards, rushing touchdowns and receiving touchdowns, and became the first player to record at least five rushing and five receiving touchdowns in a single season in franchise history. Rookie Kyle Pitts also set the Falcons' single-season rookie receiving record, single-season tight end receiving record, earned his first-career Pro Bowl nod and became the second rookie tight end to eclipse 1,000 receiving yards in NFL history joining Pro Football Hall of Famer Mike Ditka (1,067 in 1961), finishing the season with a team-high 1,026 receiving yards.

Ragone came to Atlanta after five seasons with the Chicago Bears. He spent the 2020 season as the team's passing game coordinator following four seasons as quarterbacks' coach. Last season, Ragone assisted quarterbacks Mitchell Trubisky and Nick Foles who, despite a mid-season slump, led the team to a Wild Card playoff berth. The duo combined to complete 65.8 percent of their passes for 3,907 yards with 26 touchdowns against 16 interceptions.

In 2019, Ragone helped Trubisky post 3,138 passing yards in just over 14 games, giving the signal caller back-to-back 3,000-yard passing seasons, a feat accomplished just twice before in franchise

history. He also guided Trubisky to Pro Bowl honors following the 2018 season. That year Trubisky became just the sixth quarterback in team history to throw for 3,000 yards in a season. His four games with a passer rating of at least 120.0 were the most in Bears single-season history and his four games with at least 300 yards passing tied for the most in club single-season annals.

In 2017, Trubisky set Bears rookie records with 2,193 passing yards and 196 completions. Through his final five games, Trubisky completed more than 67 percent of his passes, fifth best in the NFL during that span. In 2016, the Bears offense set franchise marks for gross passing yards (4,139; third), net passing yards (3,969; third) and passing first downs (211; second) despite starting three different QBs (Matt Barkley - 6; Jay Cutler - 5; Brian Hoyer - 5).

Prior to joining the Bears, Ragone worked on Jay Gruden's Washington staff, helping quarterback Kirk Cousins lead the NFL in completion percentage (69.8) and rank fifth in passer rating in the NFL (101.6) as he tossed 29 touchdowns against 11 interceptions.

Before joining Washington, Ragone worked served as the Tennessee Titans quarterbacks' coach in 2013 after spending two seasons coaching the wide receivers from 2011-12. As a wide receivers' coach, Ragone helped Nate Washington to a career-high 1,023 receiving yards in 2011, the Titans first 1,000-yard receiver since 2004. Washington added career-highs in receptions (74) and receiving touchdowns (seven) that season. A year later, under Ragone's coaching, Kendall Wright tied for the NFL lead among rookies with 64 receptions.

Ragone also worked as a quarterback' coach for the Hartford Colonials of the UFL in 2010, helping Josh McCown lead the league in passer rating and touchdown passes.

As an NFL player, Ragone spent three seasons as quarterback with the Houston Texans (2003-05). He also spent time with the Berlin Thunder in 2005 being named NFL Europe Offensive MVP honors while leading the league in passer rating (97.5) and setting an NFL record by throwing 174 consecutive passes without an interception.

A three-time Conference USA Offensive Player of the Year at Louisville, Ragone led the Cardinals to three consecutive bowl games. The Middleburg Heights, Ohio, native was an All-State selection at St. Ignatius H.S. in Cleveland. In 2009, he was inducted into the St. Ignatius Athletics Hall of Fame.

He and his wife, Marju, have three children, Isabella, Anderson and Cristiano.



MARQUICE WILLIAMS

Special Teams Coordinator

WILLIAMS' COACHING BACKGROUND

2021-22	Special Teams Coordinator Atlanta Falcons
2019-20	Assistant Special Teams Detroit Lions
2018	Defensive Assistant Los Angeles Chargers
2016-17	Assistant Special Teams Los Angeles Chargers
2015	Defensive Line/Special Teams South Dakota
2013-14	Defensive Line South Dakota
2012	Outside Linebackers South Dakota
2011	Linebackers Central Oklahoma
2010	Linebackers/Asst. Special Teams Winona State University

Marquice Williams is in his second season as the special teams coordinator for the Atlanta Falcons.

In his first season with Atlanta, Falcons kicker Younghoe Koo connected on 27-of-29 field goal attempts and all 30 of his PATs, and led the league with three game-winning field goals in the regular season. Atlanta's punter Thomas Morstead punted 22 times for 1,015 yards (46.1 avg., 41.0 net avg.), including 11 inside the 20-yard line. Morstead earned NFC Special Teams Player of the Week in Week 12 at Jacksonville and NFC Special Teams Player of the Month for December. Atlanta's long snapper Josh Harris recorded a career-high seven special teams tackles, earned second-team AP All-Pro honors and was selected to his first-career Pro Bowl. Under Williams' tutelage, Falcons rookie Avery Williams returned 23 kickoffs for 490 yards (21.3 avg.), 20 punt returns for 153 yards (7.7

avg.) and totaled six special teams tackles, two forced fumbles and two fumble recoveries.

Williams joined the Falcons after spending two seasons with the Detroit Lions where he served as an assistant special teams coach.

During that time, he helped Jamal Agnew total 1,237 yards on 45 kickoff returns – the fourth-most in the NFL – while averaging 27.5 yards per return and breaking a return 100 yards for a touchdown. Agnew tied for the league lead with two total return touchdowns in 2019. With Williams assistance, Matt Prater converted 47-of-59 field goal attempts, including 10-of-13 from 50-plus yards with a long kick of 59 yards.

Prior to joining the Lions in 2019, he spent three seasons (2016-18) with the Los Angeles Chargers coaching staff. As a defensive assistant with the Chargers in 2018, Williams assisted the ninth-best defensive unit (333.7 yards per game) in the league and guided rookie safety Derwin James to his first-career Pro Bowl.

Williams began his coaching career in 2010 as the linebackers/assistant special teams coach at Winona State University before moving on to assistant coaching positions with Central Oklahoma (2011) and South Dakota (2012-15). In 2015, Williams participated in the NFL's Bill Walsh Minority Coaching Fellowship program with the Lions, where he served as a coaching intern for linebackers and special teams. Williams got his first opportunity with the Minority Coaching Fellowship with the Chicago Bears from 2013-14. He also served as the special teams coordinator for the East/West Shrine Game in 2017 and 2018.

A native of Fresno, Calif., Williams was a two-year starter at defensive back at Fresno City College before going on to play at the University of Mary (N.D.). He and his wife have four children.



FRANK BUSH

Linebackers

BUSH'S COACHING BACKGROUND

2021-22	Linebackers Atlanta Falcons
2019-20	Asst HC/Def./Linebackers New York Jets
2017-18	Asst HC/Linebackers Miami Dolphins
2013-16	Linebackers Rams
2011-12	Linebackers Tennessee Titans
2009-10	Defensive Coordinator Houston Texans
2007-08	Senior Defensive Assistant Houston Texans
2006	Asst HC/Linebackers Arizona Cardinals
2004-05	Linebackers Arizona Cardinals
2001-03	Special Teams Denver Broncos
2000	Secondary/Nickel Denver Broncos
1995-99	Linebackers Denver Broncos
1993-94	Defensive Quality Control/LBs Houston Oilers
1992	Linebackers Houston Oilers

Frank Bush is in his second season as the Falcons linebackers coach and 31st season coaching in the NFL, continuing a career that began as a player in 1985.

In his first season coaching linebackers in Atlanta, Foye Oluokun finished with a league-leading 192 tackles, marking the most by any player in a single season since at least 2000. He also recorded double-digit tackles in 12 games - the most by a Falcon in a single season since 2000. Oluokun also tied for the team lead in interceptions with three.

Sixth-year linebacker Deion Jones matched his career high with 15 total tackles (11 solo), 1.0 sack and three tackles for a loss in a Week 7 win over Miami. Jones became the only Falcon to record at least 15 tackles and 1.0 sack in multiple games since 2000, having also done so in Week 13 of 2018 season, and was named the NFC Defensive Player of the Week for his performance.

Prior to joining Atlanta's staff, Bush spent two seasons (2019-20) with the New York Jets as assistant head coach defense/linebackers coach and was promoted to defensive coordinator for the final four games of the 2020 season. Bush's defense held the Rams' and Browns' offenses to 20 and 16 points, leading to the Jets only two wins of the season.

From his linebacker corps, Neville Hewitt led the team with 131 tackles (89 solo), including six for a loss, four QB hits, four passes defended and one forced fumble.

Prior to joining the Jets, Bush served two seasons with the Dolphins, as the team's assistant head coach/linebackers coach. During the 2018 season, linebacker Kiko Alonso (125) finished tied for 10th in

the league in total tackles after finishing 13th a season earlier.

Bush spent four seasons as the Rams linebackers coach (2013-16), where he helped Alec Ogletree finish ninth among all NFL linebackers in total tackles (408) in just 52 games played in that span, while James

Laurinaitis (335) finished 20th in just 48 games (2013-15). Ogletree's 11 forced fumbles were tied for the fourth-most among all linebackers in that span, while his five interceptions ranked tied for eighth and his 33 passes defended were tied for second-most. Additionally, Bush helped Mark Barron, selected seventh-overall in 2012 as a safety, switch to linebacker in the middle of the 2015 season. That season, Barron finished with 117 tackles, second on the team.

Returning to the Oilers/Titans organization in 2011, Bush spent two seasons in Tennessee (2011-12) and helping two rookies, 2012 second-round pick Akeem Ayers and 2011 fourth-round selection Colin McCarthy, earn starting roles.

Bush spent four seasons with the Texans (2007-10), the first two as a senior defensive assistant, working primarily with the defensive line, before serving as the team's defensive coordinator (2009-10). During his time in Houston, he saw the emergence of defensive end Mario Williams and linebackers DeMeco Ryans and Brian Cushing as Pro Bowl players, with Cushing earning Defensive Rookie of the Year honors in 2009.

Before joining the Texans, Bush spent three seasons (2004-06) with Arizona as the linebackers coach, adding the assistant head coach title in 2006. While he was with the Cardinals, Karlos Dansby, a second-round rookie in 2004, produced three-year totals of 222 tackles, 17.0 sacks, five forced fumbles and four interceptions, including two returned for touchdowns. In that span, he was one of only four players to produce at least 200 tackles, 15.0 sacks, five forced fumbles and four interceptions and the only one to score multiple touchdowns.

In his time with Denver (1995-2003), Bush earned two Super Bowl rings (XXXII and XXXIII), serving several different roles, including special teams coach (2001-03), secondary/nickel coach (2000) and linebackers coach (1995-99).

A three-year starter at North Carolina State, he was selected in the fifth-round by the Oilers in the 1985 NFL Draft. A starter at linebacker as a rookie, Bush earned All-Rookie honors before an injury in his second season and subsequent diagnosis of a narrow spinal canal forced an early end to his playing career.

Following his on-field career with Houston, he joined the team as a college scout for five seasons (1987-91) before transitioning to the coaching staff, initially as the team's linebackers coach (1992) and then as the defensive quality control/linebackers coach (1993-94).

Born in Athens, GA, Bush is married to wife, Stephanie.



GARY EMANUEL

Defensive Line

EMANUEL'S COACHING BACKGROUND

2021-22	Defensive Line	Atlanta Falcons
2018-19	Defensive Line	New York Giants
2012-17	Defensive Line	Indianapolis Colts
2011	Defensive Coordinator/Defensive Line	Purdue
2010	Co-Defensive Coordinator/Defensive Line	Purdue
2008-09	Defensive Line	Rutgers
2007	Defensive Line	San Jose State
2005-06	Defensive Line	San Francisco 49ers
2003-04	Asst. Head Coach/Defensive Ends	Purdue
2000-02	Defensive Ends	Purdue
1997-99	Defensive Tackles	Purdue
1994-96	Defensive Line	Washington State
1991-93	Defensive Line	Syracuse
1988-91	Defensive Line	Dartmouth College
1986-87	Outside Linebackers	University of Massachusetts
1985	Defensive Line	West Chester University
1982-84	Offensive Coordinator/Offensive Line	Plymouth State University
1981	Assistant Offensive Line	Plymouth State University

Gary Emanuel is in his second season as defensive line coach for the Atlanta Falcons and his 40th season of coaching overall.

In Emanuel's first season in Atlanta, defensive lineman Grady Jarrett led the team with 12 quarterback hits, including four consecutive games getting to the quarterback from Weeks 12-15. Meanwhile, second-year defensive lineman Marlon Davidson notched his first-career sack against Tampa Bay in Week 2 and his first-career interception against the Buccaneers in Week 13, returning it for a touchdown. Davidson became the first defensive lineman to return an interception for a touchdown for Atlanta since Osi Umenyiora in Week 2 of the 2013 season.

Emanuel brought 10 years of NFL coaching experience with him to Atlanta, most recently serving as the defensive line coach for the New York Giants from 2018-19.

Emanuel brings 10 years of NFL coaching experience with him to Atlanta, most recently serving as the defensive line coach for the New York Giants from 2018-19.

In Emanuel's first season in New York, Giants rookie defensive lineman B.J. Hill recorded 5.5 sacks, the most by a rookie in franchise history.

Prior to his tenure with the Giants, Emanuel spent six seasons (2012-17) as the defensive line coach for the Indianapolis Colts. During his time in Indianapolis, the Colts won three division titles and reached an AFC Conference Championship Game in 2014.

Emanuel coached a 2013 defensive line that contributed with 31.0 of the team's 42.0 sacks, which tied for fifth in the AFC and 11th in the

NFL. Robert Mathis earned his sixth consecutive Pro Bowl selection after leading the NFL in sacks (19.5) and forced fumbles (eight). Emanuel also helped tutor two Colts draft picks, including first-round selection Bjoern Werner and fourth-round pick Montori Hughes.

Emanuel joined the Colts following his second stint at Purdue University. He was the defensive line coach and shared the role of defensive coordinator in 2010 before fully taking over as coordinator the following year. In his first season back at Purdue, Emanuel mentored a defense that finished first in the Big Ten in both sacks (33.0) and tackles for loss (91.0), while also helping to improve Purdue's rushing defense that finished last in the conference in 2009 to sixth in 2010.

He previously was an assistant with the Boilermakers from 1997-2004, coaching defensive tackles (1997-99) and defensive ends (2000-04), and served as an assistant head coach in 2003-04.

Emanuel was instrumental in the development of All-America defensive end Ryan Kerrigan in 2010, when he led the nation in tackles for loss, led the conference in sacks and earned Big Ten Defensive Player and Lineman of the Year honors, as well as the first unanimous All-America recognition by a Boilermaker defender in school history.

In 2005-06, Emanuel coached the defensive line for the San Francisco 49ers. He made a one-year stop at San Jose State University (2007) prior to joining the Rutgers University coaching staff as the defensive line coach from 2008-09.

As a collegiate coach, Emanuel mentored more than 20 players who went on to play in the NFL, and he was a part of 14 teams that played in bowl games, including nine at Purdue.

Emanuel was one of 26 coaches invited to participate in the NCAA's annual Expert Coaches Academy in 2007. He has had five internships/fellowships with NFL teams, including the Buffalo Bills (1992), Chicago Bears (1995), Cleveland Browns (1999), Arizona Cardinals (2000) and Oakland Raiders (2001).

Emanuel was a defensive line coach at Washington State University from 1994-96. In 1994, the Cougars ranked second in the NCAA in total defense (229.0 yards per game), and third in scoring defense (12.1 points per game.) From 1991-93, he served in the same capacity at Syracuse University, helping the defense rank 11th and fifth in the NCAA in 1991 and 1992, respectively.

Emanuel was an assistant coach at Dartmouth College from 1988-1991, the University of Massachusetts from 1986-88, West Chester University from 1985-86 and at Plymouth State University from 1981-84. He also served as Plymouth State's head basketball coach from 1983-85.

A native of New London, Conn., Emanuel attended Westchester Community College in Valhalla, N.Y., from 1976-78. He started at offensive guard both years, serving as team co-captain and earning first-team NCSA All-America honors as a freshman. Emanuel played in the 1977 Junior College Coastal Conference All-Star game. He then moved on to Plymouth State to earn a bachelor's degree in physical education in 1982 while playing football for two seasons.

Emanuel is married to his wife, Angela.



JON HOKE

Secondary

HOKE'S COACHING BACKGROUND

2021-22	Secondary Atlanta Falcons
2019-20	Defensive Coordinator/Safeties University of Maryland
2016-18	Secondary Tampa Bay Buccaneers
2015	Co-Defensive Coordinator/Defensive Backs University of South Carolina
2009-14	Defensive Backs Chicago Bears
2002-08	Defensive Backs Houston Texans
2000-01	Asst. HC/Defensive Coordinator/Secondary University of Florida
1999	Defensive Coordinator/Secondary University of Florida
1994-98	Defensive Backs University of Missouri
1993	Defensive Coordinator/Defensive Backs Kent State University
1989-92	Defensive Backs Kent State University
1987-88	Defensive Backs/Special Teams San Diego State University
1983-86	Secondary/Special Teams Bowling Green State University

Jon Hoke joined the Atlanta Falcons as the secondary coach on Jan. 26, 2021. He has 41 years of coaching experience, including 17 seasons in the NFL.

In his first season in Atlanta, Falcons cornerback A.J. Terrell limited opponents to 29 receptions for 200 yards on 66 targets and tallied a career-high three touchdowns. Terrell held opposing passers to a 47.5 passer rating when targeted, according to Pro Football Focus, marking the lowest passer rating by a cornerback that played at least 50 percent of coverage snaps last season. Terrell, in his second season, was named second-team AP All-Pro in 2021.

Prior to joining the Falcons, Hoke spent two seasons (2019-20) as Maryland's defensive coordinator and safeties coach and was the defensive backs coach for the Tampa Bay Buccaneers before that (2016-18).

In 2018, third year safety Andrew Adams was near the top of the NFL leaders in interceptions with four, while six different Buccaneers tallied a pick. The year prior, Brent Grimes led the team with 11 passes defended and tied for the team lead in interceptions, with three.

Hoke also helped oversee the development of rookie safety Justin Evans, who tied for the team lead with three interceptions, tied for the third-most among NFL rookies. Evans started the final 11 games he played in the season.

In Hoke's first season with Tampa Bay (2016), he helped coach a secondary that was responsible for 14 of the Buccaneers' 17 interceptions on the season. Grimes, who was named a Pro Bowl alternate in his first season with Tampa Bay, tied for the team lead in

interceptions, with four, while leading the NFL in passes defended, with 24. Tampa Bay's three safeties (Chris Conte, Bradley McDougald and Keith Tandy) combined for 207 tackles, 23 passes defended and eight interceptions. Hoke also assisted in the development of rookie cornerback Vernon Hargreaves III, who started all 16 games for the Buccaneers, recording nine passes defended and one interception.

Hoke joined Tampa Bay after spending 2015 as the South Carolina co-defensive coordinator/defensive backs coach. Before returning to the college ranks, Hoke spent six seasons on the Chicago Bears' coaching staff (2009-14), working as the teams' defensive backs coach.

Under Hoke's tutelage, cornerbacks Tim Jennings and Charles Tillman earned four Pro Bowl selections, with Tillman being named first-team All-Pro (2012) and Jennings being named second-team All-Pro (2012). During Hoke's six seasons, Chicago tied for the fourth-most interceptions in the NFL (11) and led the NFL in interceptions returned for touchdowns, with 20.

In 2012, Tillman and Jennings were both named Pro Bowl starters, the first cornerback tandem to do so since 1988 (Hanford Dixon and Frank Minnifield, Cleveland Browns). Jennings led the NFL with nine interceptions, tied for the second-most in Bears history, while Tillman led the NFL with a career-best 10 forced fumbles. Hoke also helped guide safety Chris Harris to a second-team All-Pro selection (2010).


Prior to his time in Chicago, Hoke worked as the Houston Texans' defensive backs coach for seven seasons (2002-08), his first NFL coaching experience. During his time with the Texans, defensive backs accounted for 82.8 percent (72 of 87) of the teams' interceptions.

Hoke began his coaching career as a volunteer assistant at Dayton in the fall of 1982. He spent the spring of 1983 as a graduate assistant at North Carolina State before securing his first full time position at Bowling Green in 1983 as the Falcons' secondary/special teams coach. He spent four seasons in Bowling Green before taking a position as the defensive backs/special teams coach at San Diego State from 1987-88. He spent the next five years as the defensive backs coach at Kent State (1989-93), adding the title of defensive coordinator in his final season with the Golden Flashes. He mentored the defensive backs at Missouri for five seasons from 1994-98 before joining the University of Florida staff in Gainesville in 1999.

Hoke spent three seasons (1999-2001) at Florida as the Gators' defensive coordinator/secondary coach, adding the title of assistant head coach in his final two years. In his last season with the Gators, Florida's defense ranked first in the SEC in total defense, scoring defense, and pass efficiency defense, and was second in rushing defense.

A four-year letterman at Ball State (1976-79), Hoke garnered all-MAC honors as a defensive back. During his playing career, the Cardinals earned league titles in both 1976 and 1978. Hoke logged a brief stint in the NFL as a player, seeing action in 11 games for the Chicago Bears in 1980, recording seven tackles.

A native of Kettering, Ohio, Hoke and his wife, Jody, have four children: Mallory, Kyle and twins Kendall and Carly.



STEVE JACKSON

Senior Offensive Assistant

JACKSON'S COACHING BACKGROUND

2022	Senior Offensive Assistant Atlanta Falcons
2020-21	Secondary/Cornerbacks Cincinnati Bengals
2018-19	Assistant Defensive Backs New York Jets
2016-17	Assistant Secondary Tennessee Titans
2013	Assistant Secondary Detroit Lions
2004-11	Safeties/Defensive Passing Game Coordinator Washington Commanders
2001-03	Safeties Buffalo Bills

Steve Jackson was hired by the Atlanta Falcons as a senior offensive assistant. Jackson brings 18 years of NFL coaching experience to Atlanta, having served as the secondary/cornerbacks coach for the Cincinnati Bengals from 2020-21.

Under Jackson's guidance, Cincinnati's defensive backs limited opposing quarterbacks to a 60.8 completion percentage, eight touchdowns and eight interceptions resulting in a 74.9 passer rating over a four-game run in the 2021 postseason, en route to an appearance in Super Bowl LVI.

In 2020, Jackson's Bengals limited opposing quarterbacks to a 62.8 completion percentage - the sixth-lowest in the NFL that season.

Prior to his time in Cincinnati, Jackson spent two seasons with the New York Jets where he served as the team's assistant defensive backs coach. During his two seasons with the Jets, safety Jamal Adams was selected to consecutive Pro Bowl and AP All-Pro nods. Adams also led the Jets in tackles both seasons and was voted as the Curtis Martin Team Most Valuable Player.

Before his stint in New York, Jackson spent two seasons (2016-17) as the assistant secondary coach for the Tennessee Titans. In 2017, Titans safety Kevin Byard recorded a career-high eight interceptions - tied for the most in the NFL that season. Jackson also aided in the development of cornerback Adoree' Jackson - the team's first-round selection in 2017 - who was relied upon to play immediately and ended his rookie season with a team-high 17 passes defended and three forced fumbles.

Jackson spent one season (2013) with the Detroit Lions as an assistant secondary coach after spending eight years (2004-11) with Washington as safeties coach, where he also earned the title of defensive passing game coordinator from 2006-09. Jackson's time in Washington was best known for his work as the position coach for the late Sean Taylor, who earned AP All-Pro and Pro Bowl honors while learning under Jackson.

Jackson started his coaching career as the safeties coach for the Buffalo Bills from 2001-03.

Prior to his coaching career, Jackson played safety for the Houston Oilers/Tennessee Titans for nine seasons from 1991-99. He was originally selected by the Oilers in the third-round of the 1991 NFL Draft out of Purdue University. He recorded 14 interceptions and nine sacks in his NFL career. In his final season, he helped the Titans make an appearance in Super Bowl XXXIV.

Jackson was a four-year starter at Purdue University. As a senior, he earned All-American honors and was named a semifinalist for the Jim Thorpe Award, given annually to the nation's top defensive back.

Jackson was born in Houston, Texas and attended Klein Forest High School. He has one daughter, Dominique, and one son, Stephen.



MARIO JEBERAEEL

Assistant Offensive Line

JEBERAEEL'S COACHING BACKGROUND

2022	Assistant Offensive Line Coach Atlanta Falcons
2021	Diversity Coaching Intern Atlanta Falcons
2018-20	Offensive Line Abilene Christian Univiers
2015-17	Offensive Graduate Assistant University of Kansas
2013-14	Offensive Line/Tight Ends/Running Backs University of Arkansas-Monticello
2012	Offensive Line Nicholls State University
2010-11	Offensive Graduate Assistant Nicholls State University

Mario Jeberaeel is in his first season as assistant offensive line coach for the Atlanta Falcons after serving as the diversity coaching intern for the 2021 season, where he worked primarily with the offensive line.

Since 2018, Jeberaeel has served as the offensive line coach at Abilene Christian University in Abilene, Texas. In his first season as offensive line coach, the Wildcats led the Southland conference in

sacks allowed, while offensive tackles Dakota Laws and center Bill Weber each received second-team all-conference honors.

In 2019, Jeberaeel assisted with the offensive line of the Green Bay Packers as part of the Bill Walsh Minority Internship during phase two and phase three of OTAs.

Jeberaeel spent three seasons (2015-17) coaching at the University of Kansas beginning as an offensive graduate assistant and assistant offensive line coach from 2015-16 before being promoted to quality control coach in 2017. During his time in Lawrence, Jeberaeel coached the offensive line, tight ends and fullbacks.

Jeberaeel began his coaching career as an offensive graduate assistant and offensive line coach at Nicholls State University from 2010-11 before being promoted to offensive line coach in 2012. He also spent two seasons (2013-14) as the University of Arkansas-Monticello where he served as the offensive line, tight ends and fullbacks coach, as well as the recruiting and strength coordinator.

A native of Las Vegas, Jeberaeel earned a Bachelor of Science degree in university studies from the University of Nevada - Las Vegas where he played along the Rebels' offensive line from 2005-08.



DWAYNE LEDFORD

Offensive Line

LEDFORD'S COACHING BACKGROUND

2021-22	Offensive Line		Atlanta Falcons
2019-20	Offensive Coordinator/OLs		Louisville
2016-18	Offensive Line		North Carolina State
2013-15	Co-Offensive Coord./OLs		Appalachian State
2012	Offensive Line		Appalachian State
2011	Offensive Line/Run Game Coord.		Gardner-Webb
2010	Offensive Line		Tennessee State
2008-09	Grad Assistant		East Carolina

Dwayne Ledford is in his second season as the offensive line coach for the Atlanta Falcons.

In his first season in Atlanta, running back Cordarrelle Patterson set single-season career highs in rushing yards and rushing touchdowns behind Atlanta's offensive line. Additionally, third-year guard Chris Lindstrom was the only guard to appear in all 17 games and not allow a single sack in the NFL in 2021, per Pro Football Focus.

Prior to joining Atlanta, Ledford spent two seasons (2019-20) at Louisville as the offensive coordinator/offensive line coach. In 2020, the Cardinals posted 2,686 passing yards and 2,200 rushing yards while averaging 29.5 points per game. In 2019, his offense was averaging 33.1 points per game and had a 1,500-yard rusher (Javian Hawkins) and 1,200-yard receiver (Tutu Atwell). The team had four offensive players named to All-ACC team; Atwell (first-team), OT Mekhi Becton (first-team), Hawkins (second-team) and AP Hassan Hall (second-team).

Ledford recently spent two years at Louisville as the offensive coordinator/offensive line coach. In 2020, the Cardinals posted 2,686 passing yards and 2,200 rushing yards while averaging 29.5 points per game. In 2019, his offense was averaging 33.1 points per game and had a 1,500-yard rusher (Javian Hawkins) and 1,200-yard receiver (Tutu Atwell). The team had four offensive players named to All-ACC team; Atwell (first-team), OT Mekhi Becton (first-team), Hawkins (second-team) and AP Hassan Hall (second-team).

Before Louisville, Ledford spent three seasons as the offensive line coach and run game coordinator at NC State, where he helped construct the Wolfpack's offensive lines into one of the best units in the ACC. Senior Garrett Bradbury was a consensus All-American earned Associated Press All-America honors and won the Rimington Trophy as the nation's top center. Bradbury and left tackle Tyler

Jones both made the All-ACC team this season. It was the first time since 1974 the Pack had two from the offensive linemen on the first-team.

The Wolfpack had a 1,000-yard rusher in each season of Ledford's tenure. NC State went from 2002 to 2015 without a 1,000-yard rusher, which was the longest drought in the country. In three seasons directing the offensive line, the Wolfpack saw their sack total decrease, ranking among the top 20 in the country.

Ledford came to NC State after four seasons coaching the offensive line at Appalachian State, and three years as co-offensive coordinator for the run game. The Mountaineers set a Sun Belt single-season record with 11 wins in 2015, the team's first full year of FBS eligibility, and his offense ranked fourth in the FBS in sacks allowed in 2015 with just 0.85 per game, and paved the way for a 271.5 yard rushing average, ranking sixth nationally.

Before joining the Appalachian State staff in 2012, Ledford spent one season as the offensive line coach and run game coordinator at Gardner-Webb and one season as the offensive line coach at Tennessee State.

Ledford's first coaching job came while he was still playing in the NFL, as he served as a strength and conditioning coach at North Carolina in 2005 and as an offensive line intern with the Frankfurt Galaxy of NFL Europe in the spring of 2006.

A seven-year NFL veteran, Ledford played for the San Francisco 49ers (1999-2000, 2003-04), Jacksonville Jaguars (2000), Carolina Panthers (2001), Cleveland Browns (2005) and New Orleans Saints (2006). He saw action in eight games, including one start, for the 49ers in 2003.

Following his playing career, he was named the Galaxy's tight ends and tackles coach in the spring of 2007 before returning to the U.S. to serve as the offensive line coach at Sanderson High in Raleigh that fall. He spent two seasons as a graduate assistant coach at his alma mater, East Carolina (2008-09), working with the offensive line and guiding the Pirates to back-to-back Conference USA titles.

Ledford played defensive line at ECU from 1995-97, starting all 11 games as a junior and finishing with 26 career tackles. He moved to offensive line prior to his senior campaign and made nine starts at left tackle in 1998 and was named a 1998-99 National Strength and Conditioning All-American.

A native of Marion, N.C., Ledford and his wife, Meredith, have two sons, Hudson and Jordan.



CHARLES LONDON

Quarterbacks

LONDON'S COACHING BACKGROUND

2021-22	Quarterbacks		Atlanta Falcons
2018-20	Running Backs		Chicago Bears
2014-17	Running Backs		Houston Texans
2012-13	Running Backs		Penn State University
2011	Offensive Asst./Quality Control		Tennessee Titans
2010	Pro Scout		Philadelphia Eagles
2008-09	Offensive Asst./Asst. Wide Receivers		Chicago Bears
2007	Offensive Quality Control		Chicago Bears
2006	Running Backs		Duke University
2004-05	Graduate Assistant		Duke University

Charles London is in his second season as quarterbacks coach for the Atlanta Falcons and his 14th season in the NFL.

In his first season with Atlanta, Falcons quarterback Matt Ryan completed 375-of-560 passes (67 percent) for 3,968 yards and 20 touchdown passes – extending his streak of seasons with at least 20 touchdown passes to 13 – tied for the third-longest such streak in NFL history. Under London's tutelage, Ryan led three game-winning drives and helped Atlanta finish with a 7-2 record in games decided by one score – tied for the second-best winning percentage in such games in the NFL in 2021.

Prior to joining Atlanta, London spent three seasons (2018-20) as the running backs coach for the Chicago Bears.

In 2020, Bears running back David Montgomery set single season career highs for rushing yards (1,070), receiving yards (438) and total touchdowns (10). Montgomery was the only running back with

at least 1,000 rushing yards and 400 receiving yards in the NFL that season and became the first Bears running back to rush for a touchdown in five consecutive games since Neal Anderson in 1990. In two seasons with London, Montgomery rushed for 1,959 yards, the eighth-most in the NFL over that span.

Under London's watch in 2018, Bears running back Tarik Cohen enjoyed a breakout season, both as a running back and a punt return specialist, while Jordan Howard nearly eclipsed the 1,000-yard milestone for a third consecutive season with 935 yards and nine rushing touchdowns. Cohen led the team with 71 catches out of the backfield for a team-high 725 yards and five scores, while also rushing 99 times for 444 yards and three touchdowns.

Prior to his time in Chicago, London spent four seasons as the running backs coach for the Houston Texans where the team won back-to-back AFC South division titles in 2015 and 2016 and finished with a winning record in three consecutive seasons for the first time in franchise history. In each of London's first three seasons with the team, the Texans ranked third in the AFC and sixth in the NFL in rushing yards per game.

London also spent two seasons (2012-13) at Penn State as the running backs coach and recruiting coordinator. In two seasons with London, running back Zach Zwinak rushed for 1,989 yards, the third-most in the Big Ten over that span.

In 2011, London served as an offensive assistant and quality control coach for the Tennessee Titans and spent the 2010 season as a pro scout for the Philadelphia Eagles. Prior to that, he worked for three years as an offensive assistant with the Chicago Bears (2007-09) – his first year as a quality control coach on offense and his final two years as an offensive assistant/assistant wide receivers coach.

The Dunwoody, Ga., native also coached for three seasons at his alma mater, Duke University. London served as a graduate assistant from 2004-05 and was elevated to running backs coach in 2006.



TED MONACHINO

Outside Linebackers

MONACHINO'S COACHING BACKGROUND

- 2021-22 Outside Linebackers | Atlanta Falcons
- 2019-20 Sr. Defensive Asst./Outside Linebackers | Chicago Bears
- 2018 Senior Defensive Analyst | University of Missouri
- 2016-17 Defensive Coordinator | Indianapolis Colts
- 2012-15 Linebackers | Baltimore Ravens
- 2010-11 Outside Linebackers | Baltimore Ravens
- 2008-09 Defensive Line | Jacksonville Jaguars
- 2006-07 Asst. Defensive Line/Defensive Asst. | Jacksonville Jaguars
- 2001-05 Defensive Line | Arizona State University
- 2000 Defensive Line | Boise State University
- 1999 Outside Linebackers | Missouri State University
- 1998 Defensive Line | James Madison University
- 1996-97 Defensive Graduate Assistant | TCU
- 1994-95 Defensive/ST Coord./Offensive Line | Hannibal (Mo.) High School
- 1991-93 Defensive Coordinator/LBs | Pacific (Mo.) High School

Ted Monachino is in his second season as outside linebackers coach for the Atlanta Falcons and his 16th season of coaching in the NFL after joining the Falcons on January 26, 2021.

In his first season with Atlanta, veteran outside linebacker Dante Fowler recorded a team-leading 4.5 sacks and three forced fumbles. Under Monachino's tutelage, fifth-round rookie Ade Ogundejii started 11 games and finished with 32 total tackles, 1.0 sack, five tackles for loss, two quarterback hits, one fumble recovery and one blocked field goal.

Monachino has coaching experience at both the collegiate and professional levels, including a Super Bowl XLVII championship with the Baltimore Ravens. He came to Atlanta having most recently spent two seasons (2019-20) as a senior defensive assistant and outside linebackers coach for the Chicago Bears. In two years under Monachino, Bears outside linebacker Khalil Mack has recorded the sixth-most sacks (17.5) and tied for the second-most forced fumbles (eight) among linebackers in the NFL over that span and earned Pro Bowl honors in each of the past two seasons.

In 2018, Monachino returned to his alma mater - the University of Missouri - as a senior defensive assistant where he helped defensive lineman Terry Beckner Jr., linebacker Cale Garrett and defensive back DeMarkus Acy earn second-team All-SEC honors.

From 2016-17, Monachino served as the defensive coordinator for the Indianapolis Colts after spending six seasons coaching

linebackers (2012-15) and outside linebackers (2010-11) for the Baltimore Ravens where he coached with current Falcons defensive coordinator Dean Pees.

Over his final two seasons in Baltimore, Monachino helped develop Ravens linebacker C.J. Mosley into one of the most productive young players at the position. In 2014, Mosley became the first rookie in Ravens history to be named to the Pro Bowl. Monachino also coached Pro Bowler Elvis Dumervil to a franchise-record 17.0 sacks in 2014 as he and Suggs (12.0) combined for the most sacks of any duo in the NFL (29.0) that season. In 2013, Suggs (10.0) and Dumervil (9.5) totaled 19.5 sacks on the season and Suggs was selected to his sixth Pro Bowl.

In Monachino's first season as linebackers coach in 2012, Baltimore ranked second in red zone defense and allowed the second-fewest passing touchdowns (15) en route to the Super Bowl XLVII victory. In 2011 Suggs was named The Associated Press NFL Defensive Player of the Year, First Team All-Pro and a Pro Bowler after leading the AFC with a career-high 14.0 sacks and an NFL-best seven forced fumbles. The defensive unit allowed the league's third-fewest points (16.6 avg.) for the fourth-straight year (tying an NFL record for finishing in the top three) and finished with the league's second-fewest rushing yards allowed (92.6 avg.).

In his first season in Baltimore in 2010, the Ravens allowed the NFL's third-fewest points (16.9 avg.) for the third consecutive year as Suggs led the team with 11.0 sacks and was selected to the Pro Bowl.

Prior to his tenure in Baltimore, Monachino coached the defensive line for the Jacksonville Jaguars for two seasons (2008-09) and served as an assistant defensive line coach from 2006-07.


Monachino coached for five seasons (2001-05) at Arizona State, serving as the defensive line coach for the Sun Devils. He was pivotal in the development of Suggs, who was drafted by the Ravens in the first round of the 2003 NFL Draft. Suggs set the NCAA single-season record for sacks (24.0) and tackles for loss (31.5) in 2002 en route to winning the Bronko Nagurski and Lombardi Awards and the Morris Trophy for the Pac-10's top lineman.

Monachino also had coaching stints at Boise State (2000), Missouri State (1999), James Madison (1998) and Texas Christian (1996-97).

He began his coaching career in Missouri at the high school level at Hannibal (Mo.) High School (1994-95) and Pacific (Mo.) High School (1991-93).

Monachino earned a degree in health and physical education from Missouri in 1990. He was a three-year letterman for the Tigers and received Academic All-Big 8 honors twice before serving as a graduate assistant at TCU from 1996-97.

Monachino and his wife, Amy, have two sons. Sam and Michael, and a daughter, Mikalee, who is married to Preston Brunz. They have one son, Sawyer.



JUSTIN PELLE

Tight Ends

PEELLE'S COACHING BACKGROUND

- 2021** Tight Ends | Atlanta Falcons
- 2015-20** Tight Ends | Philadelphia Eagles
- 2013-14** Assistant Tight Ends | Philadelphia Eagles

Justin Peelle is in his second season as tight ends coach for the Atlanta Falcons and his 10th season of coaching in the NFL.

In his first season coaching tight ends in Atlanta, rookie Kyle Pitts set the Falcons' single-season rookie receiving record, single-season tight end receiving record, earned his first-career Pro Bowl nod and became the second rookie tight end to eclipse 1,000 receiving yards in NFL history joining Pro Football Hall of Famer Mike Ditka (1,067 in 1961), finishing the season with a team-high 1,026 receiving yards.

Falcons tight ends, along with the running backs, combined for 2,251 receiving yards in 2021 - the most in the NFL and the most in a single season in franchise history.

Prior to joining Atlanta's staff, Peelle spent the previous six seasons as the tight ends coach for the Philadelphia Eagles after serving as the Eagles assistant tight ends coach from 2013-14.

Peelle was instrumental in the development of three-time Pro Bowl tight end Zach Ertz, who recorded 525 receptions in his first seven seasons, the most receptions through a tight end's first seven seasons in NFL history. Ertz, who caught the game-winning touchdown in Super Bowl LII, also owns the single-season record for receptions (116 in 2018) by a tight end in league history.

In 2019, Ertz and second-year tight end Dallas Goedert were vital to the success of the Eagles' offense. Ertz, who was selected to his third consecutive Pro Bowl, ranked third among NFL tight ends in

receptions (88), fourth in receiving yards (916) and tied for fourth in receiving touchdowns (six). Goedert also finished in the top 10 among tight ends in receptions (58), receiving yards (607), receiving touchdowns (five) and yards after the catch (331 yards).

Under Peelle's tutelage in 2018, Ertz broke the single-season franchise receptions record with 116 and earned a second-consecutive Pro Bowl nod. Peelle also helped develop rookie tight end Dallas Goedert, who finished with four receiving touchdowns - the most among all rookie tight ends that season.

Since Goedert was drafted by the Eagles in 2018, Philadelphia's tight ends recorded the most receptions (417) and receiving yards (4,388) of any team in the NFL.

In 2017, the Eagles were just one of two teams in the NFL to have two tight ends with at least five receiving touchdowns (Ertz and Trey Burton). Ertz was named to his first-career Pro Bowl after finishing third in the NFL among tight ends with 824 receiving yards and a career-high eight touchdowns.

Originally selected by the San Diego Chargers in the fourth round of the 2002 NFL Draft, Peelle played in the NFL for 10 seasons with the Chargers (2002-05), Miami Dolphins (2006-07), Atlanta Falcons (2008-10) and San Francisco 49ers (2011) and recorded 123 receptions for 1,0003 yards and 12 touchdowns in 151 career games.

Peelle recorded 70 receptions for 944 yards and 14 touchdowns in 42 games at the University of Oregon. He earned first-team All-Pac 10 honors as a senior, finishing as a semi-finalist for the John Mackey Award after posting 34 receptions for 491 yards and nine touchdowns in 2001.

A four-time All-Pac-10 Academic Team selection, Peelle graduated from Oregon with a degree in political science. He and his wife, Sara, have two sons, Morris and Thompson, and a daughter, Ada.



NICK PERRY

Assistant Defensive Backs

PERRY'S COACHING BACKGROUND

- 2021-22** Assistant Secondary | Atlanta Falcons
- 2017-20** Graduate Asst./Analyst | University of Alabama

Nick Perry is in his second season as assistant defensive backs coach for the Atlanta Falcons after being hired on January 30, 2021.

In 2021, Falcons cornerback A.J. Terrell limited opponents to 29 receptions for 200 yards on 66 targets and tallied a career-high three touchdowns. Terrell held opposing passers to a 47.5 passer

rating when targeted, according to Pro Football Focus, marking the lowest passer rating by a cornerback that played at least 50 percent of coverage snaps last season. Terrell, in his second season, was named second-team AP All-Pro in 2021.

Prior to joining the Falcons staff, Perry spent the previous four seasons (2017-20) as a graduate assistant and analyst at the University of Alabama during which time the Crimson Tide made three College Football Playoff National Championship appearances, winning two.

Perry signed with the Baltimore Ravens following the 2015 NFL Draft and spent time with the Philadelphia Eagles in 2016 before returning to Alabama to begin his coaching career.



MICHAEL PITRE

Running Backs Coach

PITRE'S COACHING BACKGROUND

2022	Running Backs	Atlanta Falcons
2021	Running Backs	Chicago Bears
2018-20	Running Backs/Recruiting Coordinator	Oregon State University
2014-17	Running Backs	Montana State University
2012-13	Graduate Assistant/Running Backs	University of Colorado
2009-11	Defensive Assistant	Servite High School
2009	Scouting Intern	New England Patriots
2008	Running Backs	Rancho Santa Margarita High School

Michael Pitre is in his first season as running backs coach for the Atlanta Falcons and his second season in the NFL.

Pitre (PEA-tree) comes to Atlanta having most recently served as the running backs coach for the Chicago Bears this past season.

In 2021, the Bears' rushing attack averaged 118.7 rushing yards per game - the 14th highest in the NFL last season. Chicago's backs tallied 54 carries of 10-plus yards and 13 carries for 20-plus yards - tied for the seventh most in the league in 2021. Bears running back David Montgomery rushed for 849 yards on 225 carries (3.8 avg.) and seven touchdowns in 13 games last season.

Prior to his time in Chicago, Pitre spent three years (2018-20) at Oregon State where he served as the running backs coach and recruiting coordinator. In three seasons under Pitre, the Beavers' rushing attack averaged 165.8 yards per game, 4.5 yards per carry and 59 rushing touchdowns.

Under Pitre, Jermar Jefferson - the Associated Press' Co-Offensive Pac-12 Player of the Year in 2020 - earned the Beavers' rushing titles in both 2018 (1,380) and 2020 (858) while also leading the entire offense in touchdowns during both seasons (2018 - 12; 2020 - 7).

Prior to his arrival Oregon State, Pitre coached running backs at Montana State from 2014-17. In his final season at MSU, the Bobcats led the Big Sky Conference and ranked seventh nationally in yards per game (249.5). Collectively, the Bobcats ranked among the Top 20 FCS rushing teams in each of Pitre's four seasons with the team, including a pair of Top 10 finishes.

Pitre received his start at the collegiate level working as a graduate assistant at the University of Colorado from 2012-13. The Buffs' rushing attack finished above 100.0 yards per game in each of Pitre's two years in Boulder. Primarily working with running backs and the offensive line, Pitre oversaw the development of NFL offensive lineman David Bakhtiari (2012) and running back Phillip Lindsay (2013).

Pitre played fullback at UCLA from 2003-07 where he was a three-year starter, appearing in 36 games and totaling 406 all-purpose yards on 58 touches (7.0 avg.) with four touchdowns. He was a team captain in 2006.



T.J. YATES

Wide Receivers

YATES' COACHING BACKGROUND

2022	Wide Receivers	Atlanta Falcons
2021	Passing Game Specialist	Atlanta Falcons
2020	Asst. Quarterbacks	Houston Texans
2019	Offensive Assistant	Houston Texans

T.J. Yates is in his first season as wide receivers coach for the Atlanta Falcons after serving as passing game specialist in 2021. In his previous role, Yates worked primarily with Atlanta's wide receivers.

Yates joined the Falcons coaching staff after spending two seasons (2019-20) working with the Houston Texans. In 2020, he served as the assistant quarterbacks coach helping Deshaun Watson earn his third Pro Bowl nod. With Yates' assistance, Watson led the NFL with 4,823 passing yards while throwing 33 touchdowns against seven interceptions and completing 70.2 percent of his passes. Yates spent the 2019 season as an offensive assistant helping the Texans capture an AFC South title after a 10-6 regular season. Houston defeated the Buffalo Bills in the Wild Card Round and advanced to the Divisional Round for the fourth time in team history.

Yates spent seven seasons in the NFL as a quarterback playing for the Texans (2011-13, 2015, 2017), Falcons (2014), Dolphins (2016), and Buffalo Bills (2017). He was originally selected by the Texans in the fifth round (152nd overall) of the 2011 NFL Draft and went on to start five regular-season games and both postseason games that season. He completed 11-of-20 passes for 159 yards and one touchdown in the Wild Card Playoff Round vs. Cincinnati in the franchise's first postseason game and postseason victory.

Yates appeared in 13 games with five starts over three seasons with the Texans before being traded to the Falcons where he spent one season backing up Matt Ryan. Yates returned to Houston in 2015 and appeared in four games with two starts. After spending time with the Dolphins and Bills, he returned for a third stint with the Texans in 2017 threw a career-high four touchdowns in four games played.

Prior to his NFL career, Yates was a four-year starter at the University of North Carolina in Chapel Hill, N.C. He set records for most completions and passing yards in a single game, single season, and career. He also became the first quarterback in school history to record more than 3,000 passing yards in a single season and was named Honorable-Mention All-ACC as a senior in 2010.

A Marietta, Ga. native, Yates and his wife, Amy, have two sons, Carter and Teddy.



STEVE HOFFMAN

Senior Assistant

HOFFMAN'S COACHING BACKGROUND

2021-22	Senior Assistant	Atlanta Falcons
2017	Special Teams	Tennessee Titans
2013-2016	Special Teams Assistant	Tennessee Titans
2012	Special Teams Coordinator	Oakland Raiders
2009-11	Special Teams	Kansas City Chiefs
2007-08	Assistant Special Teams	Miami Dolphins
2006	Assistant Special Teams	Atlanta Falcons
2000-04	Defensive Quality Control	Dallas Cowboys
1996-99	Offensive Quality Control	Dallas Cowboys
1989-96	Kicking Coach	Dallas Cowboys
1985-88	Kicking Coach	University of Miami

Steve Hoffman is in his second season as a senior assistant for the Atlanta Falcons and his 30th season in the NFL.

Prior to joining Atlanta's staff, Hoffman served as the special teams coordinator for the Tennessee Titans in 2017. That season, Titans punter Brett Kern led the NFL in both gross punting average (49.7) and net punting average (44.6) and was named to his first-career Pro Bowl. Titans kicker Ryan Succop tied for fifth in the NFL with 35 made field goals and finished ninth in the league with 136 points scored in 2017.

Prior to being promoted to special teams coordinator, Hoffman spent four seasons (2013-16) as the Titans assistant special teams coach.

Hoffman joined the Titans after spending one season as the special

teams coordinator for the Oakland Raiders in 2012. In his one season with the Raiders, kicker Sebastian Janikowski posted the highest field goal percentage of his career (91.2 percent) and was perfect (25/25) inside of 50 yards for the first time in his career.

Before his tenure in Oakland, Hoffman spent three seasons (2009-11) as the special teams coordinator for the Kansas City Chiefs. In his first season in Kansas City, Chiefs punter Dustin Colquitt posted the top single-season net punting average (40.8) in franchise history and Chiefs kicker Ryan Succop tied the highest field goal percentage (86.2 percent) by a rookie in the NFL since the NFL/AFL merger in 1970.

Hoffman spent two seasons (2007-08) as an assistant special teams coach for the Miami Dolphins and one season (2006) with the Atlanta Falcons in the same role. In his first season in Miami, Dolphins kicker Jay Feely set a single-season franchise record for field goal percentage (91.3 percent) and punter Brandon Fields led all rookie punters with a 43.2-yard gross average.

Hoffman entered the NFL in 1989 as the kicking coach for the Dallas Cowboys and would spend 16 seasons in Dallas. During his tenure with the Cowboys, Hoffman's specialists set 15 franchise records, and he contributed to three world championships as the Cowboys won Super Bowls XXVII, XXVIII and XXX. In addition to his special teams role, he also served as the offensive/defensive quality control coach from 1989-95, offensive quality control coach from 1996-99 and defensive quality control coach from 2000-04.

Prior to his time in the NFL, Hoffman spent four seasons (1985-88) at the University of Miami as the kicking coach where he coached future NFL punter Jeff Feagles.

Hoffman played quarterback, running back, wide receivers and

handled kicking and punting duties during his collegiate career at Dickinson College in Carlisle, Pa. He spent one season punting for the Washington Federals of the USFL (1983) and attended NFL training camps with the Washington Redskins (1981, 1983), Seattle

Seahawks (1984) and New Orleans Saints (1985).

A native of York, Pa., Hoffman has one daughter, Micaela, one son, Luca, and is married to Aline Bazerghi.



DANNY BREYER

Run Game Specialist

BREYER'S COACHING BACKGROUND

2022	Run Game Specialist	Atlanta Falcons
2020-21	Offensive Assistant	Atlanta Falcons
2017-18	Defensive Assistant	Tampa Bay Buccaneers
2016	Analytics Assistant	Tampa Bay Buccaneers
2013	Assistant to Head Coach	Indiana University
2012	Graduate Assistant - Defensive Backs	University of Akron
2010-11	Student Assistant - RBs and DBs	University of Akron
2009	Student Assistant - QBs and DBs	University of Illinois

Danny Breyer is in his first season as run game specialist for the Falcons after spending the past two seasons as an offensive assistant with Atlanta.

In 2016, Breyer was an analytics assistant for the Tampa Bay Buccaneers before being promoted to defensive assistant coach in 2017-18.

Breyer, an Ohio native, graduated from the University of Akron in 2011. He spent time as a student assistant at the University of Illinois in 2009, helping with quarterbacks and defensive backs. As a student assistant at the University of Akron in 2010 and 2011, he assisted with the running backs and defensive backs. In 2012 he served as a graduate assistant, where he primarily worked with the defensive backs. He spent the 2013 season as the assistant to head coach Kevin Wilson and assistant director of player personnel at Indiana University.



NICK EDWARDS

Offensive Assistant

EDWARDS' COACHING BACKGROUND

- 2022 Offensive Assistant | Atlanta Falcons
- 2020-21 Offensive Coordinator/Wide Receivers Coach | Cal Poly University
- 2017-19 Running Backs/Wide Receivers | University of California
- 2014-16 Wide Receivers | Eastern Washington University

Nick Edwards was hired by the Atlanta Falcons as an offensive assistant on March 22, 2022.

Edwards joined Atlanta's staff after spending two seasons (2020-21) as the offensive coordinator and wide receivers coach at Cal Poly University. In 2020, Edwards participated in the NFL's Bill Walsh Diversity Coaching Fellowship with the Minnesota Vikings.

Prior to his time at Cal Poly, Edwards spent three seasons (2017-19) as the wide receivers and running backs coach at the University of California - Berkeley.

Edwards also spent three seasons (2014-16) at his alma mater, Eastern Washington University, as the wide receivers coach where he coached future NFL wide receivers Cooper Kupp and Kendrick Bourne. In 2015, Kupp was named the FCS ADA National Offensive Player of the Year, STATS FCS National Offensive Player of the Year and was first-team All-Big Sky for a second consecutive season. In 2016, both Kupp and Bourne earned all-conference honors, while Kupp earned FCS ADA National Offensive Player of the Year for a second consecutive year.

Before his coaching career, Edwards played four seasons (2009-12) at Eastern Washington University and was signed by the Minnesota Vikings following the 2013 NFL Draft. The former wide receiver also spent time with the Arizona Cardinals and Seattle Seahawks.



LANIER GOETHIE

Defensive Assistant

GOETHIE'S COACHING BACKGROUND

- 2021-22 Defensive Assistant | Atlanta Falcons
- 2018-20 Linebackers | Duke University
- 2016-17 Linebackers | Louisiana Tech
- 2012-15 LBs/Recruiting Coordinator | Delta State University

Lanier Goethie is in his second season as a defensive assistant for the Atlanta Falcons after coaching for 12 years as the collegiate level.

Prior to joining Atlanta's staff, Goethie served as the linebackers coach at Duke University from 2018-20. In 2020, linebacker Shaka Heyward led the Blue Devils with 80 total tackles. The year prior, Goethie coached senior Koby Quansah to third-team All-ACC honors after tallying 105 total tackles, 12 tackles for loss, 2.5 sacks and three passes defended. In his first season at Duke, Goethie coached Joe Giles-Harris to first-team All-ACC honors, while Ben

Humphreys received All-ACC honors.

Prior to his tenure at Duke, Goethie served as the linebackers coach for two seasons (2016-17) at Louisiana Tech. During his time there, the Bulldogs made an appearance in the 2016 Conference USA championship game and won consecutive bowl games over Navy and SMU.

From 2012-15, Goethie worked on the staff at Delta State (Miss.) University, coaching linebackers and serving as the program's recruiting coordinator. In 2014, the Statesmen posted an NCAA Division II-high 119 tackles for loss.

Goethie spent the 2011 season coaching outside linebackers and serving as the recruiting coordinator at North Greenville (S.C.) University. He began his coaching career as a graduate assistant at the University of Mississippi working primarily with the defense from 2009-10.

A native of Baxley, Ga., Goethie played four seasons (1999-2002) at the University of Mississippi under head coach David Cutcliffe. He

totalled 178 total tackles and was named a team captain as a senior in 2002. Goethie, who graduated from Ole Miss in 2003 with a degree

in marketing and later earned a master's degree from the institution in higher education administration, is married to the former Keonna Starks.



STEVEN KING

Diversity Coaching
Fellow/Special Teams

KING'S COACHING BACKGROUND

2022	Diversity Coaching Intern Atlanta Falcons
2019-21	Special Teams Quality Control University of North Carolina
2016-18	Wide Receivers/Special Teams Bucknell University
2014-15	Graduate Assistant University of Nevada
2012-13	Assistant Running Backs Coach Wagner College
2011	Wide Receivers Nassau Community College
2007-10	Special Teams/Running Backs/Defensive Backs East Meadow (N.Y.) High School

Steven King was hired by the Atlanta Falcons as a diversity coaching fellow working with special teams. King came to Atlanta having spent three seasons (2019-21) as a special teams quality control coach at the University of North Carolina.

Prior to his time with the Tar Heels, King spent three seasons (2016-18) at Bucknell University where he coached wide receivers and served as the special teams coordinator for his final two seasons.

In 2017, King participated in the NFL's Bill Walsh Diversity Fellowship with the Oakland Raiders, working primarily with special teams.

The Hempstead, N.Y., native has also coached at East Meadow (N.Y.) High School from 2007-10, Nassau Community College in 2011, Wagner College from 2012-13, and the University of Nevada from 2014-15.

King was a four-year letterman at the University of Buffalo, where he served as a team captain and led the team in rushing touchdowns in each of his final three seasons.



MATT PEES

Defensive Assistant

PEES' COACHING BACKGROUND

2021-22	Defensive Assistant	Atlanta Falcons
2020	Head Coach	Findlay (Ohio) High School
2018-19	Quality Control	Tennessee Titans
2016-17	Head Coach	Green Mountain (Colo.) High School
2014-15	Assistant Coach	Green Mountain (Colo.) High School

Matt Pees is in his second season as a defensive assistant for the Atlanta Falcons and his fourth season in the NFL.

Prior to joining Atlanta's staff, Pees spent the 2020 season as the head football coach at Findlay (Ohio) High School.

From 2018-19, Pees served as a defensive assistant and quality control coach for the Tennessee Titans where he worked with the defensive line.

Before joining the Titans, Pees spent two seasons as the head coach at Green Mountain (Colo.) High School and has seven years of high school football coaching experience.

A native of Bowling Green, Ohio, Pees initially walked on at Kent State University before becoming the team's video coordinator.

He graduated from Metro State University of Denver with a degree in history and political science and earned a master's degree in education from Regis University in Denver. He initially pursued a career outside of football but got back into coaching after spending 10 years in the corporate world.

Pees and his wife, Emily, have two children, Wyatt and Adelyn.



THOMAS STALLWORTH

Strength and Conditioning Coach

STALLWORTH'S COACHING BACKGROUND

2021-22 Strength and Conditioning Coach | Atlanta Falcons
2018-20 Asst. Strength & Conditioning | New York Giants

Thomas Stallworth is in his second season as the Head Strength and Conditioning Coach with the Falcons.

Stallworth came to the Falcons after three seasons with the New York Football Giants. Prior to his time with the Giants, he was the Head Strength and Conditioning coach at Western Kentucky University.

Prior to his stint at WKU, Stallworth spent one season as the head strength and conditioning coach at Fresno State. Prior to Fresno State, Stallworth spent time at Texas Tech after a season at North Carolina State.

Stallworth was the associate head strength and conditioning coach

for three seasons at Mississippi State. That included the program's best season in 2014, when the Bulldogs rose to No. 1 in the Associated Press poll behind the play of quarterback Dak Prescott and earned their first Orange Bowl berth since 1941. Stallworth has coached NFL players at all his collegiate coaching stops.

Stallworth previously worked as the head strength coach at FCS schools Grambling State (2008-11) and South Carolina State (2004-08).

Stallworth was a linebacker at the University of Tennessee from 1997-2001, a period in which the Volunteers played in five bowl games, won 2 SEC conference championships, and won the 1998 national championship.

Stallworth earned his Doctor of Psychology in Sport and Performance Psychology from the University of Arizona Global Campus, his master's degree in Sport Administration from the University of Tennessee, and his bachelor's degree in Sports Management from the University of Tennessee.

Stallworth is married to the former Ingrid Garvin, and the couple has two children, India and Thomas III.



RODERICK MOORE, JR.

Assistant Strength & Conditioning

Roderick Moore, Jr. was hired as an assistant strength and conditioning coach for the Falcons on Feb. 22, 2021.

Moore joined the Falcons after spending the last two years as the Athletics Director of North America for Vald Performance, where they evaluated motion analysis, ground reaction forces, eccentric hamstring strength and bilateral asymmetry at all levels (Military, NFL, NBA, MLB, NHL, NCAA).

Prior to his stint at Vald Performance, he was the Vice President of Sports (US & UK) for Sparta Science for a year and was the Vice President of Sports Performance at Catapult Sports two years before that.

Moore's career started at University of Tennessee where he began as a graduate assistant strength coach (1999-2001) to assistant head strength coach (2001-04) to associate head strength coach (2004-07).

After Tennessee, Moore became the head football strength coach for Florida International University (2007-10) and was promoted to co-director of strength and conditioning for the entire athletics department (2010-12).

Moore earned his bachelor's degree in psychology from Morehouse College (1993-97) before earning a master's in human performance/sport psychology from University of Tennessee (1999-2001). Moore was a football varsity letterman and a track & field varsity letterman during his time at Morehouse College.



BOBBY THOMAS

Assistant Strength & Conditioning

Bobby Thomas is in his second season as assistant strength & conditioning coach for the Atlanta Falcons after being hired on February 22, 2021.

Thomas has spent the previous three seasons (2018-20) as the associate director of strength & conditioning for the Western Kentucky Hilltoppers football program where he was responsible for the design, implementation and ongoing evaluation of the long-term injured/reintegration program. He also assisted with all strength and conditioning, speed and agility and recovery for the team.

Prior to his tenure at Western Kentucky, Thomas spent two seasons

(2016-17) as a strength & conditioning assistant at Fresno State University. In his role, he was responsible for the design and implementation of the injury prevention program among other responsibilities. He also spent one season (2015) as a strength & conditioning assistant for North Carolina State's football program, one season (2014) as a sports performance intern at Stanford University and two seasons (2012-13) as a graduate assistant at the University of South Dakota.

Thomas earned a Bachelor of Science degree in kinesiology from Humboldt State University in Arcata, Calif., and earned a masters of arts in interdisciplinary studies from the University of South Dakota in Vermillion, S.D.



DONAVAN ELLISON

Football Analyst

Donavan Ellison is in his first season as a football analyst for the Atlanta Falcons.

Prior to joining the Falcons, Ellison spent the past year as a football operations assistant for the Carolina Panthers where he assisted the coaching staff and players with logistics. He also previously interned with the Charlotte Hornets and Dallas Cowboys, among others. Ellison attended Paul Quinn College in Dallas where he earned a bachelor's degree in business administration in 2020.



SHAWN FLAHERTY

Football Analyst

FLAHERTY'S COACHING BACKGROUND

- 2022 Football Analyst | Atlanta Falcons
- 2021 Assistant Offensive Line | Miami Dolphins
- 2019-20 Coaching Assistant | Miami Dolphins
- 2017-18 Graduate Assistant | North Carolina State

Shawn Flaherty was hired by the Atlanta Falcons as a football analyst on XX. Flaherty came to Atlanta having spent three seasons (2019-21) as a member of the Miami Dolphins coaching staff, serving as a coaching assistant from 2019-20 and an assistant offensive line coach in 2021.

Over the final 10 weeks of the 2021 season, the Dolphins offensive line limited opponents to 21 sacks, tied for the 13th-fewest in the NFL over that span. Miami's running game also improved from 78.6 yards per game to 104.3 yards per game over the final 10 games of the season.

Prior to his time in Miami, Flaherty spent two seasons (2017-18) as a graduate assistant at North Carolina State University. In his role, Flaherty worked primarily with the offensive line under the tutelage of current Falcons offensive line coach Dwayne Ledford, who served in that same role for the Wolfpack from 2016-18.

Flaherty was a four-year letterman (2013-16) at Towson (Md.) University, where he started games at both guard and center, and earned his bachelor's degree in business administration.



PATRICK KRAMER

Football Analyst

Patrick Kramer is in his second season as a football analyst for the Atlanta Falcons after being hired on February 22, 2021.

Kramer came to Atlanta having most recently served as a senior offensive analyst and assistant quarterbacks coach at Notre Dame for three seasons (2018-20). In his role, Kramer was responsible for weekly opponent breakdowns and control of the defensive scout team, among others.

Prior to Notre Dame, Kramer was the offensive quality control coach and assistant quarterbacks coach at the University of Tennessee at Chattanooga in 2017 and coached wide receivers at John Carroll University in 2016.

A native of Hudson, Ohio, Kramer earned a Bachelor of Arts & Science from John Carroll University in University Heights, Ohio, in 2016.



BRIAN GRIFFIN

Director of Coaching Operations

Griffin is in his second season as the Director of Coaching Operations for the Atlanta Falcons.

In 2020, Griffin served as the Director of Football at IMG Academy in Bradenton, Fla. where he managed all activities for the football

program including annual planning, program development, academic affairs, student-life, facility planning, scheduling, performance training, and athletic and personal development.

Prior to IMG Academy, Griffin served as the Director of Athletics, Department Chair and Head of Athletic Development at St. John's College High School in Washington DC for six years (2014-19). In his role, Griffin was responsible for organizing, managing and executing all aspects of the athletics program which included 29 varsity sports. During his tenure, St. John's College High School won 47 championships across a variety of sports including football, boys lacrosse, boys basketball, girls basketball and baseball among others.

Before his time at St. John's College High School, Griffin spent three years (2011-13) as the Vice President of Performance and President of Training Division at IMG Performance in Bradenton, Fla. He also

spent four years (2007-10) as the Senior Director of Performance, Combines, Camps & Clinics for Under Armour.

Griffin earned his bachelor's degree in economics from the Wharton School of Business at the University of Pennsylvania in 1991. There he was a linebacker on the varsity football team, a two-time defensive captain and the recipient of the Edgar Church Memorial Award, which is presented to the student-athlete rendering the most outstanding contributions to the varsity team based on the inspiration, courage and loyalty displayed toward the university and the team. Additionally, he earned his master's degree in sports leadership from Duquesne University and is a certified performance training coach.

A native of Colorado Springs, Colo., Griffin and his wife, Rebekah, have three children, Connor, Haley and Erin.



SARAH HOGAN

Asst Director of Coaching Operations

Sarah Gigantino Hogan joined the Atlanta Falcons in 2015. She started in the role of Assistant Director of Coaching Operations in February of 2021 upon the arrival of Head Coach Arthur Smith. Prior to Hogan's current role, she was the Coordinator of Head Coach Operations, from 2015-2020. Prior to that, she served as the Coordinator of Scouting Administration starting from January, 2015 to May, 2015.

Prior to joining the Falcons, Hogan was the Director of Football Operations at Georgia State University from 2010 until 2015. She served under Head Coach Bill Curry (2010-2012) and Head Coach Trent Miles (2013-2015). Hogan was on the GSU staff in February 2010 as the program prepared for its inaugural season. She spent the previous three seasons as the Director of Football Operations at Northeastern University, which discontinued its football program following the 2009 campaign. Before going to Northeastern, where she served under head coach Rocky Hager, Hogan worked in the athletics department at Maryland and at the Campus Recreation Center at Georgia Tech. She also served an internship in the New York Jets' college scouting department.

Hogan received a bachelor's degree in kinesiology and sport management from James Madison University in 2004 and then earned her master's degree in sports administration from Georgia State University in 2006. She worked with the Dukes football program while an undergraduate at JMU.

Sarah's husband, JP, is a physical education teacher and coaches high school football in the Atlanta area. They reside in Atlanta.

HEAD COACHING RECORDS

COACH	SEASONS	YEARS	W	L	T	PCT
REGULAR SEASON						
Norb Hecker	3	1966-68	4	26	1	.145
Norm Van Brocklin	7	1968-74	37	49	3	.433
Marion Campbell	6	1974-76, 87-89	17	51	0	.250
Pat Peppler*	1	1976	3	6	0	.333
Leeman Bennett	6	1977-82	46	41	0	.516
Dan Henning	3	1983-86	22	41	1	.352
Jim Hanifan*	1	1989	0	4	0	.000
Jerry Glanville	4	1990-93	27	37	0	.424
June Jones	3	1994-96	19	29	0	.396
Dan Reeves	7	1997-03	49	59	1	.454
Wade Phillips*	1	2003	2	1	0	.667
Jim Mora	3	2004-06	26	22	0	.542
Bobby Petrino	1	2007	3	10	0	.300
Emmitt Thomas*	1	2007	1	2	0	.333
Mike Smith	7	2008-14	66	46	0	.589
Dan Quinn	6	2015-20	43	42	0	.506
Raheem Morris*	1	2020	4	7	0	.333
Arthur Smith	1	2020	-	-	-	---
POSTSEASON						
Leeman Bennett	3	1978, 1980, 1982	1	3	0	.250
Jerry Glanville	1	1991	1	1	0	.500
June Jones	1	1995	0	1	0	.000
Dan Reeves	2	1998, 2002	3	2	0	.600
Jim Mora	1	2004	1	1	0	.500
Mike Smith	4	2008, '10, '11-12	1	4	0	.200
Dan Quinn	2	2016-17	3	2	0	.511
OPENING DAY GAMES						
Norb Hecker	3	1966-68	0	3	0	.000
Norm Van Brocklin	7	1968-74	5	1	0	.833
Marion Campbell	6	1974-76, 87-89	0	5	0	.000
Leeman Bennett	6	1977-82	5	1	0	.833
Dan Henning	3	1983-86	3	1	0	.750
Jerry Glanville	4	1990-93	2	2	0	.500
June Jones	3	1994-96	1	2	0	.333
Dan Reeves	7	1997-03	3	4	0	.429
Jim Mora	3	2004-06	3	0	0	1.000
Bobby Petrino	1	2007	0	1	0	.000
Mike Smith	7	2008-14	4	3	0	.571
Dan Quinn	6	2015-20	2	4	0	.333

Notes: Hecker was replaced by Van Brocklin after the first three games in 1968. Van Brocklin was replaced by Campbell after the first eight games in 1974. Campbell was replaced by Peppler after the first five games in 1976. Campbell was replaced by Hanifan after the first 12 games in 1989. Reeves was replaced by Phillips for the last three games of 2003. Petrino was replaced by Thomas for the last three game of 2007. Quinn was replaced by Morris for final 11 games of the 2020 season. *Denotes interim coach.

STAFF

TWO THOUSAND

22





TERRY FONTENOT

General Manager

Terry Fontenot is in his second season as the general manager of the Atlanta Falcons.

Fontenot joined the Falcons after spending the last 18 seasons as a member of the New Orleans Saints organization. He worked his way through the organization's ranks, starting out as a marketing intern before switching to the scouting department and climbing the ladder from intern to pro scout, and eventually advancing to vice president/assistant general manager of pro personnel.

In New Orleans, Fontenot served as a close confidant for general manager Mickey Loomis and managed the pro personnel department include player acquisitions and evaluating players. With Fontenot leading the pro personnel department, the Saints have shown a keen eye for adding impact players through free agency.


Although he's spent much of his career on the pro scouting side, serving as a pro scouting intern, player personnel assistant and pro scout before his promotion to director of pro scouting, Fontenot has seen his role expand in scope since 2015. After Ryan Pace was hired as the general manager of the Chicago Bears, Fontenot began working closely with college scouting director, and former Dolphins

GM, Jeff Ireland, Loomis and head coach Sean Payton to develop a versatile group that could identify players that fit the team's vision, whether they were on NFL rosters, practice squads, free agents, college players or otherwise.

Free agents who have signed with the Saints since 2015 that have gone on to earn Pro Bowl honors include tight end Jared Cook, linebacker Demario Davis, kicker Wil Lutz and guard Larry Warford, along with center Max Unger who the Saints acquired in a trade with Seattle.

In 2012, Fontenot attended the Stanford Business School's Executive Education NFL-Stanford Program for Managers, an education program and honor known across the league as training ground for promising executives.

A native of Lake Charles, La., he was an all-state defensive back at Lagrange High School. A four-year letterman at safety for Tulane (1999-2002), Fontenot served as a team captain in 2001 and was a member of the 2002 team that won the Hawaii Bowl. He graduated with a bachelor's degree in business and organizational information technology.



KYLE SMITH

VP of Player Personnel

The Atlanta Falcons have named Kyle Smith vice president of player personnel and Dwane Jones the assistant director of college scouting.

Smith joins the Falcons after 11 seasons with the Washington Football Team. He spent most of his career in Washington in college scouting but was promoted to vice president of player personnel in January of last year. In 2020, Smith oversaw both the college and pro personnel aspects of the front office.

Prior to his promotion, Smith spent three years as the team's director of college personnel. In that role, he led the organization's evaluation of collegiate talent and managed scouting efforts at both the area and national levels. After spending a year as an intern in 2010, he

joined the team on a full-time basis in 2011. Smith spent six seasons as an area scout for the organization, most recently managing the team's scouting efforts in the Southeast region.

Smith graduated from Youngstown State, where he was twice named honorable mention all-conference while playing wide receiver and punt returner from 2002-05. He signed as a college free agent with the Minnesota Vikings, where he spent part of the 2006 offseason. In January of 2007, he was signed by Tampa Bay, which allocated him to NFL Europe's Berlin Thunder. He later had practice squad stints in the Arena Football League and Canadian Football League.

Smith was born in Warwick, R.I., and raised in Buffalo, N.Y. He is the son of long-time NFL executive A.J. Smith.



DWAUNE JONES

Assistant Director of College Scouting

The Falcons hired Dwane Jones as the assistant director of college scouting on Jan. 29, 2021.

Jones spent the last five seasons with the Ravens as a college scout covering schools in the Midwest region. He scouted the Big Ten and MAC, plus some schools in the SEC, Conference USA and ACC conferences. Players that were selected in his area include Lamar Jackson, J.K. Dobbins, Malik Harrison and Ben Bredeson. Jones also evaluates and provides cross-checking evaluation reports for the scouting department.

Prior to Baltimore Jones spent 11 seasons with the New Orleans Saints' scouting department as a Midwest area scout and Northern regional scout. During his tenure at the Saints, he helped signed Kasim Edehali, Chris Ivory, Malcolm Jenkins, Zach Strief, Tracy Porter and Marques Colston.

Jones was a three-year starter at wide receiver for the University of Richmond, securing 146 catches for 1,994 yards and 15 touchdowns. He spent some time in the NFL from 2000-02 with the Cleveland Browns and Houston Texans, originally signing with the Browns as a rookie free agent in 2000. Jones also spent a year with the Berlin Thunder and participated in World Bowl IX, catching six passes for 161 yards and two touchdowns, including the game-winning 53-yard TD reception over Barcelona.

After his playing career, Jones served as a training camp scouting intern for the Seahawks in 2004 and coached wide receivers for the Cologne Centurions with NFL Europe.

Jones and his wife, Jessica, have three children: Jasmine, Jocelyn and D.J.



ANTHONY ROBINSON

Director of College Scouting

Anthony Robinson is in his 15th season in the Falcons personnel department and his fourth as the team's Director of College Scouting.

He began his career in Atlanta as a Scouting Assistant for three seasons before being elevated to Southeast Area scout and then the team's Eastern Regional scout covering half the country in 2016.

Prior to arriving in Atlanta, Robinson worked with BLESTO Scouting as a Scouting Assistant intern from (2007-08), an Undergraduate

Assistant coach (wide receivers) at Florida State University (2005-07) and in the Baltimore Ravens player personnel department as an intern in 2006.

He is a native of Tallahassee, Fla., where he lettered four years in football and track at Godby High School. Robinson played running back at Morgan State University before transferring to Florida State University and earning his bachelor's degree in Sports Management in 2006.




TOKUNBO ABANIKANDA

National Scout

Tokunbo Abanikanda begins his ninth season with the Falcons and seventh as an area scout responsible for the Southeast region of the country. He spent his first year serving as a scouting assistant, where he handled various logistical aspects of the scouting department for college all-star games, the NFL Combine and college visits. In

addition, Tokunbo was responsible for incoming and outgoing players regarding travel accommodations and scheduling, as well as producing tapes for draft-eligible collegiate prospects and NFL players. He is a native of Marietta, Georgia and played for the University of Southern Mississippi from 2005-08 and graduated with a Business Administration degree.




MICHAEL ROSS

National Scout

Michael Ross embarks on his 12th season with the Falcons and second season as a regional scout. His primary duties include evaluating college players in the Eastern half of the country. He was responsible for scouting colleges in the Southwest for three seasons prior to spending the 2015 season in the Midwest region. In 2014, Ross split his time between college and pro scouting, covering the Northeast region as well as all professional leagues. He also provided the coaching staff with advance scouting reports for upcoming

opponents, evaluating players in the free agency market, and maintaining the daily waiver wire. Ross spent two seasons as an area scout, scouting players in the Midwest (2013) and Northeast (2012) after working as a scouting assistant (2011). He spent his first two seasons with the club as a seasonal personnel assistant in 2010 and 2009. He joined the Falcons as a training camp intern in the player personnel department in 2008. He is a native of Cazenovia, NY and attended Syracuse University where he earned his bachelor's degree in 2008. He resides in Atlanta, GA.



PHIL EMERY

Senior Personnel Executive

Phil Emery joined the Falcons as a national scout in 2016. He has over 23 years of NFL experience as a scout and general manager. This is his second stint with Atlanta, as he served as the director of scouting for the team from 2004-2008. During that time, two of the Falcons three first-round draft picks developed into Pro Bowlers: WR Roddy White (2005) and QB Matt Ryan (2008). He also worked as an Eastern regional scout for the Falcons leading up to the 2009 draft. The Falcons made two trips to the playoffs during that time including an appearance in the 2004 NFC Championship game.

Emery joined the Kansas City Chiefs after the 2009 Draft and a year after the franchise went 2-14. Emery served as Director of College Scouting for the Chiefs during the 2010 and 2011 Drafts and during those two drafts, four future Pro Bowlers were selected: DS Eric Berry and WR/RS Dexter McCCluster in 2010 and OC Rodney Hudson and OLB Justin Houston in 2011. The Chiefs won their first division title since 2003 with a 10-6 record in 2010.

Emery was the Bears general manager from 2012-14, and in his first

season with the team, he acquired wide receiver Brandon Marshall via trade during the 2012 offseason. Marshall was named to the Pro Bowl in his first two years with the Bears, setting franchise single-season records for receptions and receiving yards in his first season with the team. Emery also produced four Pro Bowl players in his three drafts as general manager of the Bears, selecting WR Alshon Jeffery in the second round in 2012, guard Kyle Long in the first round in 2013 draft, corner Kyle Fuller in the first round of 2014 along with tackle Charles Leno in the seventh round of 2014.

Emery got his start in the NFL as an area scout for the Bears in 1998 and spent six seasons with the team in that position. Before moving to the NFL, he was the director of strength and conditioning services and served as an Associate Professor at the U.S. Naval Academy (1991-98). Emery was named the National Strength and Conditioning Association Conference Professional of the Year in 1996.

Emery resides in Tampa, FL.



RYAN PACE

Senior Personnel Executive

Ryan Pace was hired by the Atlanta Falcons as a Senior Personnel Executive on February 24, 2022. Prior to Atlanta, Pace spent seven seasons (2015-21) as the general manager of the Chicago Bears and served as a member of the New Orleans Saints personnel department from 2002-14.

In 2018, Pace was named the Sporting News Executive of the Year after building a Bears roster that finished 12-4, won a division title and made the club's first postseason berth since 2010. Pace was the first Bears general manager to win executive of the year since Michael McCaskey in 1985.

That season, Chicago had eight players selected to the Pro Bowl - Khalil Mack, Eddie Jackson, Kyle Fuller, Akim Hicks, Tarik Cohen, Mitchell Trubisky, Cody Whitehair and Charles Leno Jr. Mack, Fuller, Jackson and Cohen each also were named Associated Press All-Pros that season.

The following offseason, Pace signed Cordarrelle Patterson in free agency, who, along with Jackson, Fuller and Mack, was named to the 2020 Pro Bowl. Pace signed Robert Quinn via free agency in 2020. In 2021, Quinn broke the single-season franchise sack record with 18.5.

Pace joined the Bears after spending 14 seasons (2001-14) as a member of the Saints organization, including 13 in the player personnel department. He spent his final two seasons (2013-14) with the Saints as director of player personnel. In that role, Pace helped manage the team's college and pro scouting operations including all facets of scouting and evaluation of college and pro prospects along with New Orleans' roster.

Pace spent six seasons as the club's director of pro scouting (2007-12), which included overseeing the club's pro scouting staff. His duties involved recommending player acquisitions by evaluating the Saints roster and potential free agents, monitoring all transactions, researching possible trade opportunities, assessing player talent from other professional leagues and directing the advance scouting of future opponents. He also helped the Saints prepare for the draft following the regular season by assisting in the evaluation of top college prospects.

The Flower Mound, Texas native got his start in New Orleans' player personnel department as a scouting assistant in 2002, a role he held for two years before working as a pro scout from 2004-06. During that time he evaluated free agents and collegiate players entering the NFL Draft as well as scouted upcoming opponents. He joined the Saints in 2001 supporting the coordination of all game day, training camp and stadium operations.

Pace played collegiately as a defensive end at Eastern Illinois (1995-99), serving as team captain as a senior. He graduated with a bachelor's degree in marketing.

Pace and his wife, Stephanie, have one daughter, Cardyn.



RUSTON WEBSTER

Senior Personnel Executive

Ruston Webster joined the Falcons as a national scout in 2016. He spent four seasons as the general manager of the Tennessee Titans and brings 33 years of NFL experience to the Falcons. As the general manager for the Titans, Webster had the opportunity to add a franchise quarterback in Marcus Mariota with the second overall pick in the 2015 NFL Draft. He also signed four-time Pro Bowl outside linebacker Brian Orakpo in the 2015 offseason, who went on to record 51 total tackles and seven sacks in his first season in Tennessee. Delanie Walker, who Webster signed in 2013, has been selected to three Pro Bowls, since signing with the Titans. In 2015, Walker posted 94 receptions for 1,088 yards that season. Webster also drafted tackle Taylor Lewan in 2014 with the 11th overall pick, who has been selected to three Pro Bowls as well.

Prior to Webster's arrival in Tennessee in 2010, he gained 22 years

of personnel experience split between the Seattle Seahawks and the Tampa Bay Buccaneers. In his four years in Seattle, Webster was the vice president of player personnel and oversaw the day-to-day management of the pro personnel and college scouting departments. During his time in Seattle, the Seahawks won the NFC West twice (2006 & 2007). Webster spent the other 18 years with Tampa Bay in a variety of roles, including the director of player personnel (2005), director of college scouting (2001-04), director of pro personnel (1989-91), and regional college scout (1988). He was a part of the front office staff that helped build the Super Bowl XXXVII Champion Buccaneers in 2002.

Webster started his career as a college coach with stops as a graduate assistant at Southwestern Louisiana (1985), Alabama (1986), and Tulsa (1987). At his Tulsa stint, Webster was the tight ends coach as well.



ROB KISIEL

Senior Pro Scout

Kisiel comes to Atlanta after spending 16 seasons with the Houston Texans where he served as the director of pro personnel for the past four years.

In Houston, Kisiel works closely with Director of Player Personnel Matt Bazirgan and supervises all pro player evaluation, the advance scouting process, free agency and the monitoring of player transactional movement in all professional leagues.

Kisiel re-joined the Texans in 2012 as a college scout after spending five years as the director of operations for BLESTO. He previously worked in the Texans personnel department for seven years as a pro scouting assistant (2000-01), college scout (2002-03) and pro scout (2004-07). Kisiel was tabbed as BLESTO's director of operations in 2007, replacing legendary scout Jack Butler and

helping lead the scouting service's move to Jacksonville, Fla. from Pittsburgh.

Kisiel first came to Houston after serving as the draft room coordinator for the Washington Redskins from August 1999 through April 2000. He got his start in the NFL as a training camp intern with the Redskins from 1995-97 before serving as a scouting intern with the team from July 1998 until June 1999. In addition, Kisiel interned for the World League's London Monarchs during the 1997 season and was a labor relations intern at the NFL Management Council in 1999.

A native of Clearwater, Fla., Kisiel earned his bachelor's degree in communications for business from Florida State University, where he served as a student assistant for former head coach Bobby Bowden in the football office for four years. Kisiel and his wife, Liz, have three daughters, Alexandra, Gabrielle and Ivy.



JOEL COLLIER

Area Scout

Joel Collier enters his fifth season with the Falcons, second as a national scout. Collier brings more than 25 years of NFL experience to Atlanta. He joined the Falcons after spending five seasons as the assistant general manager for the Kansas City Chiefs from 2009-13. Collier helped the Chiefs complete one of the best turnarounds in NFL history as the club won the AFC West with a 10-6 record in 2010 after going 4-12 in 2009. Collier helped identify and select Pro Bowl players such as Eric Berry (3), Justin Houston (2), Dontari Poe, and Dexter McCluster in the NFL Draft. He also spent time during the offseason in 2013 working with Head Coach Andy Reid, helping him draft starters T Eric Fisher and TE Travis Kelce.

Before moving to the front office with the Chiefs, Collier served as the New England Patriots secondary coach from 2006-07. In 2007, Collier helped the Patriots post the NFL's first 16-0 regular season and advance to Super Bowl XLII. Under his leadership, CB Asante Samuel earned first his Pro Bowl selection and was a first-team All-Pro in 2007. Additionally, the Patriots ranked fourth in total defense (288.3 yards per game) and sixth in pass defense (190.1 yards per game). He also worked as the assistant secondary coach for the

team in 2005.

Collier spent 11 years with the Miami Dolphins, coaching on both sides of the ball, coaching the running backs from 1998-2004, and serving as assistant linebackers coach from 1994-97. In 2002, he coached running back Ricky Williams, who was selected to his only All-Pro team and earned his only Pro Bowl selection after he ran for 1,853 yards with 16 touchdowns. Prior to his stint in Miami, he spent three years with the Patriots, including one season as a pro scout (1993) and two years as the assistant running backs coach and receivers coach.

A New York native, Collier got his start in the NFL as an offensive assistant with the Tampa Bay Buccaneers in 1990 after spending two years as a graduate assistant at Syracuse University. He attended the University of Northern Colorado, where he played linebacker from 1984-87. Collier is the son of Joe Collier, a former Buffalo Bills head coach and defensive coordinator for the Denver Broncos and New England Patriots.



RYAN DOYAL


Area Scout

Ryan Doyal is entering his third season with the Falcons in 2020. Prior to the 2020 season, Ryan was promoted to college area scout in charge of the northeast. Before he was an area scout, he handled various logistical aspects of the scouting department in both College and Pro Scouting as a scouting assistant. Doyal was also responsible for producing point of attack tapes for draft-eligible collegiate prospects and NFL players.

Before joining the Falcons, Doyal was a film analyst and researcher for NFL Films since 2014. In that role, he evaluated traits of pro and

college players, produced analytics based on film study, while also helping produce shows, events, and interviews. Doyal also was a player personnel intern for the Philadelphia Eagles in the summer of 2018.

Doyal coached at several different schools, including at the University of Pennsylvania, Temple University, La Salle College High School and Wagner College. The Pennsylvania native graduated from Syracuse University with a Bachelor's Degree in Broadcast & Digital Journalism and a Masters in Secondary Education from Wagner College.



DANTE FARGNOLI

Area Scout

Dante Fargnoli is entering his second season with the Falcons in 2020. As a scouting assistant, he handles various logistical aspects of the scouting department in both College and Pro Scouting. Fargnoli is also responsible for producing point of attack tapes for draft-eligible collegiate prospects and NFL players. Before joining the Falcons, Fargnoli was a scouting assistant for the Reese's Senior

Bowl and completed camp operations and scouting internships with the Kansas City Chiefs.

The Stamford, Conn. native played wide receiver for Gettysburg College and was named to the 2018 National Football Foundation Hampshire Honor Society. Fargnoli majored in organization and management studies.



SHEPLEY HEARD

Area Scout

Shepley Heard is entering his 16th season with the Falcons and his second season as Director of Pro Personnel. His primary duties in Pro Personnel include helping manage the Falcons roster by recommending player acquisitions from other professional football leagues and street free agents, coordinating offseason free agency and monitoring the waiver wire.

Prior to his move into college scouting, Shepley served as the teams Pro Scout from the spring of 2006 to 2008, he was responsible for advance scouting the Falcons upcoming opponents and evaluating free agents and potential cuts in the preseason. He got his start with the Falcons as a Scouting Assistant in 2005.

Before the 2019 season, he spent the previous six seasons as a Regional Scout, covering the East and the West regions for three years each. Heard served as an Area Scout from the spring of 2008 through the 2012 season and covered a broad range of states throughout the country during that time.

Before being hired in Atlanta, Shepley spent two seasons at Texas A&M University and held roles as a Defensive Graduate Assistant coach and Defensive Quality Control. He played Safety at the University of Central Oklahoma from 1997 to 2001 and graduated with a Bachelor of Science in the spring of 2002. He is originally from Muskogee, Oklahoma.



RICHARD SANDERS

Area Scout

Richard Sanders is currently in his sixth year with the Atlanta Falcons - fifth as an Area Scout. Sanders spent a very brief time as the Player Development Coordinator and Assistant Director of Recruiting for the Eastern Kentucky University football program.

Before EKU Sanders was a Recruiting/Personnel Assistant with the Volunteers football program for 3 years. He graduated with a Double

Masters (Sports Management & Sports Psychology) from the University of Tennessee. He received his undergraduate degree from the University of Cincinnati studying Sports Administration with a minor in Business Administration.

Sanders is also a military veteran, as he was a US Coast Guard Serviceman, and member of the Department of Homeland Security.



SAL CONTI

Pro Scout

Sal Conti is in his first season as a pro scout for the Atlanta Falcons after spending the 2021 season as a football analyst on the coaching staff, being hired on February 22, 2021.

He came to Atlanta having spent the 2020 season as an offensive video graduate assistant at Clemson University where he served as the primary support staff member to the tight ends coach. He also led weekly presentations and reports of upcoming opponents' offensive schemes and personnel breakdowns for the defensive staff.

In 2019, Conti served as a scouting intern for the Kansas City Chiefs

where he evaluated upcoming unrestricted free agents for the personnel staff's review among other responsibilities.

Conti attended Central Connecticut State University from 2014-17 where he served as a student assistant offensive line and tight ends coach from 2015-16. In his role, Conti created cutups of upcoming opponents for the offensive staff to use in game-planning, ran the defensive scout team and inputted offensive calls prior to games.

Conti earned a Bachelor of Science degree in communications from Clemson University in 2019 and is working toward a Master of Arts degree in athletic leadership from Clemson.



PENIEL JEAN

Pro Scout

Peniel Jean is entering his fifth season with the Falcons and his third as a pro scout. He spent the previous two seasons as a Scouting Assistant for the team. Before joining the Falcons, Jean worked in

Player Development for Rutgers University. Jean played defensive back for the University of Wisconsin and graduated from the school with a Bachelor's Degree in Consumer Sciences and a Masters in Higher Education.



BENJAMIN MARTINEZ

BLESTO Scout

Martinez joins the Falcons after spending the past 12 seasons with the New Orleans Saints. Martinez began his tenure in New Orleans as an equipment assistant from 2009-13 before joining the personnel

department as a scouting assistant from 2014-16. Most recently, the University of New Orleans graduate served as a video assistant for the Saints from 2017-20.



RUSHELL HARVEY


Player Personnel Coordinator

Rushell Harvey is in her first season as Player Personnel Coordinator for the Atlanta Falcons.

Harvey joined the Falcons in 2021 as a scouting assistant on the personnel staff. Prior to her time in Atlanta, Harvey spent the past year as the on-campus recruiting coordinator at Tulane University where she managed all aspects of on-campus and game day

recruiting visits. She also served as a football recruiting intern at the University of Houston in 2018 and at LSU in 2017.

Harvey earned her Bachelor of Science in Sport Administration from LSU, where she was a three-time first-team Track & Field All-American. As a junior in 2016, Harvey anchored the 4x100-meter relay team that won the NCAA Division I Track & Field National Title.



JAMES MCCLINTOCK

Scouting Assistant

James McClintock is in his first season as a Scouting Assistant for the Atlanta Falcons.

Prior to joining the Falcons, McClintock served as the assistant director of player personnel at Auburn where he provided oversight of the offensive staff in the evaluation, management and recruitment of high school and transfer portal prospects. McClintock also served

as a graduate assistant at Liberty University in 2020 and a recruiting analyst at the University of North Carolina from 2018-19.

He earned a bachelor's degree in commerce, marketing and international business from the University of Sydney in Australia in 2017 and earned a Masters in sports management, coaching and athletic administration from Liberty in 2021.



HAKEEM SMITH

Scouting Assistant

Hakeem Smith is in his first season as a Scouting Assistant for the Atlanta Falcons.

Smith comes to Atlanta having most recently served as a student assistant in the University of Pittsburgh Football Recruiting Office

from 2019-22. In his role at Pittsburgh, Smith would assist directors of recruiting and player personnel with program logistics, talent acquisitions and talent recruitment. Smith earned a bachelor's degree in communications and public and professional writing from Pittsburgh in 2021.



CHRIS OLSEN

Senior Director of Football Administration

Olsen joins the Falcons after 13 seasons (2007-19) with the Houston Texans where he served as the senior vice president of football administration. Olsen's primary responsibility with the Texans was to work close with the general manager on negotiating player contracts and managing the salary cap.

Prior to joining the Texans, Olsen spent 13 years (1994-2006) working at the National Football League office in New York. Olsen served as the manager of labor operations with the NFL management council from 1999-2006 where he was responsible for reviewing and analyzing player contracts to ensure teams were in compliance with the Collective Bargaining Agreement (CBA) and salary cap, as well as provided assistance to club executives pertaining to player-related areas of the CBA. He also served as the league's liaison to the NFLPA regarding player contract matters, while working as a national game representative and instant replay communicator.

He began his tenure with the league office in 1994 as an analyst in the player personnel department. After being promoted to coordinator in 1998, Olsen became responsible for all facets of the

player petition process on special eligibility for the NFL Draft (underclassmen prospects), including coordinating player evaluations for the College Advisory Committee. Olsen also produced annual reports for the competition committee and reviews player contracts to ensure their compliance with the NFL's constitution and bylaws.

Olsen began working in professional sports during his senior year in college with the Springfield Indians Hockey Club of the AHL in 1989-90 where he served as a public relations/marketing intern. After a brief stint working for Ark-Asset Management Company, a financial services firm in New York City, he continued his sports career in 1992 while graduating school by serving as a public relations/marketing intern for the Hartford Whalers of the NHL. Prior to joining the NFL, Olsen also worked for the New Jersey State Golf Association.

A native of Little Silver, N.J., Olsen earned his degree in business administration from Western New England University in 1990 and earned a master's degree in sports management from Springfield College in 1997.



KIRSTEN GROHS

Manager, Football Administration

Kirsten Grohs joined the Falcons as a scouting coordinator in 2018 before becoming the manager of football administration during the 2018 season. Her duties include administration of player contracts and salary cap research & analysis for the team. She serves as liaison with NFLMC and NFLPP Departments and helps ensure compliance with all salary cap and player personnel rules. As a scouting coordinator, she aided in daily scouting operations. Grohs served as the liaison between club, players, agents, and schools to schedule workouts, manage logistics for player onboarding, and coordinated travel for scouts. She also supported the pro scouting staff with advance scouting and college scouts in preparation for the NFL Draft.

Grohs came to Atlanta from Mamba Sports Academy in Thousand Oaks, Calif. where she was the director of business operations from 2017-2018 and worked to support in the management of football programming, including logistics for the NFL Pre-Combine preparation program. Grohs spent four seasons with the Jacksonville Jaguars, first as a contract research and salary cap analyst (2013-2016) and later as manager of football administration. She also has experience as an assistant with the CFL's Hamilton Tiger-Cats and as a graduate assistant at Ohio University.

Grohs graduated with honors at Wilfrid Laurier University in Waterloo, Ontario and later earned Masters degrees in Business Administration and Sports Administration.



JAKE PFEIL

Director of Sports Medicine

The Atlanta Falcons have hired Jake Pfeil as Director of Sports Medicine on April 13, 2021.

Pfeil joins the Falcons after spending 15 years at Florida State. Since 2011, Pfeil has held the title of Executive Associate Director of Sports Medicine – Head Athletic Trainer and oversaw the daily medical care of the Seminole football team, injury and illness management, prevention and recovery. Prior to taking on the role of head athletic trainer for FSU football, he was the athletic trainer for the Seminole baseball program for six seasons.

“Throughout the search process, Jake Pfeil’s acumen and passion for building relationships and providing high-level medical care continually stood out to us, and we look forward to he and his family

joining our team,” said Falcons general manager Terry Fontenot. “He possesses a wealth of knowledge and experience in the sports medicine field and will play an integral role in our team’s on-field performance.”

He is certified by the National Athletic Trainers Association Board of Certification and earned his master’s degree in sport administration from Mississippi State University in 2002. While at Mississippi State, Pfeil worked as a graduate assistant athletic trainer with the Bulldogs football program. He graduated from Florida State in 2000 with a bachelor’s degree in sport management with an emphasis in athletic training, while also serving as a student athletic trainer with football and baseball. Pfeil spent two summers as an intern with the Falcons in 1999 and 2000 and was a seasonal assistant athletic trainer for the club in 2002.



DANNY LONG

Assistant Athletic Trainer

Danny Long embarks on his 11th year as an assistant athletic trainer for the Falcons. Long provides support for Director of Sports Medicine, Jake Pfeil, and assists in the daily care of players, treatment, and rehabilitation. Long was a member of the Cleveland Browns staff from 2005-09. Long started as a summer intern in '05 before being hired full-time as an assistant. Along with the daily care for players, he assisted in rehabilitation, treatment, and the hiring of

training camp interns. Before joining the Browns staff, Long attended the Master’s program at Auburn University (2003-05) and served as a graduate assistant. From 2001-02, Long was a summer intern for the Falcons training staff before making his first stop in Cleveland. He attended the University of South Carolina as an undergraduate and earned his degree in Science Physical Education with a minor in Athletic Training.



ARI COWEN

Assistant Athletic Trainer

Ari Cowen is entering his fourth season with the Atlanta Falcons; his first as an assistant athletic trainer after serving as a seasonal intern in 2017. He graduated with an undergraduate degree from Penn State University (2014) where he worked with the football program

and spent the 2013 summer as an intern with the Chicago Bears. Following his undergraduate degree, Cowen completed his Master’s Degree at the University of South Carolina (2017) where he served as a graduate assistant for the football team.



JAMAL RANDALL

Assistant Athletic Trainer/Physical Therapist

Jamal Randall is entering his fourth season with the Atlanta Falcons as Physical Therapist and Assistant Athletic Trainer. He graduated with a B.S. in Athletic Training from the University of Mobile. Randall also earned a Doctor of Physical Therapy degree from Alabam State University. His past work experiences include summer internships

with the Cleveland Browns, adjunct athletic training faculty at the University of Mobile and outpatient manual physical therapist. Randall's certification includes certified athletic trainer (ATC) and board-certified clinical specialist in orthopedic physical therapy (OCS) via the American Physical Therapy Association.



STEVEN BENJAMIN

Sports Registered Dietitian

Steven Benjamin is in his second NFL season and first as the Sports Registered Dietitian for the Atlanta Falcons.

Prior to Atlanta, Benjamin spent the 2019 season as the nutrition assistant for the Jacksonville Jaguars. He also served as the Performance Nutrition Student Assistant at Clemson University (2017-18), the Emergency Department Technician at the Medical University of South Carolina (2016) and as the Performance Coach

and Director of Sports Nutrition at Pro Performance Athletics in Charleston, S.C. (2014-16).

Benjamin earned a Bachelor of Science degree in Education and Human Ecology from Ohio State University in 2013. He also earned a Master's degree in Food, Nutrition and Culinary Sciences from Clemson University in 2018, and participated in an Accreditation Council for Education in Nutrition and Dietetics (ACEND) internship at the University of Houston from 2018-19.

VETERAN PLAYERS



TWO THOUSAND

22



DEE ALFORD

Cornerback

37

BIRTHDATE

11/05/97

HEIGHT

5'11"

WEIGHT

177 LBS

NFL EXP.

Rookie

ACQUIRED

R/F - '22

HOMETOWN

GRIFFIN, GA.

COLLEGE

TUSCULUM

CAREER

- » Recorded 48 total tackles, four interceptions, including one returned for a touchdown, and one forced fumble in 14 games for the Winnipeg Blue Bombers in 2021.

COLLEGE

- » Played four seasons (2016-2019) at Tusculum University in Tusculum, Tenn.
- » In 40 career games he recorded 140 tackles, 40 career passes defended (school record) and 195 career interception return yards (school record), 10 interceptions (third-most), 50 career punt returns, and 547 career punt return yards are both tied for third-most in school history with a 10.94 punt return average (third in school history).
- » As a senior in 2019, was named D2CCA All-Region First Team, All-South Atlantic Conference First Team while leading the SAC with 20 passes defended, a team-best five interceptions and 15 pass break-ups (2nd in school history). Also returned 5 INT for 122 yards (2nd in TU history) and established TU single-game record with seven passes defended including two interceptions (T1st in TU history).
- » As a junior in 2018, was named All-South Atlantic

Conference Second Team and compiled 13 passes defended, two interceptions, 49 total tackles (31 solo), four tackles for loss and 1.0 sack.

- » As a sophomore in 2017, was named All-South Atlantic Conference Second Team and recorded 44 tackles, three tackles for loss, three fumble recoveries, three interceptions, seven passes defended, one forced a fumble and 1.0 sack.
- » As a freshman in 2016, played in nine games where he posted two total tackles (one solo) and returned two kickoffs for 31 total yards

PERSONAL

- » Attended Spalding High School in in Griffin, Ga.
- » 4A All-Region Georgia Southwest Bowl Game Team MVP.
- » Led region in interceptions and holds records for return yards.
- » 7 interceptions (returned INT for a 100-yard TD).
- » Son of Felton Jackson, Valeria Alford and Lisa Goggins.
- » Siblings include Kamira, Kamaya, Jirah, Travis, Erica, Krystal, Vanessa and Jermaine.

TRANSACTIONS

- » Signed a Reserve/Future with the Falcons on Jan. 10, 2022



JOSH ALI

Wide Receiver

80

BIRTHDATE

03/03/99

HEIGHT

6'0"

WEIGHT

200 LBS

NFL EXP.

Rookie

ACQUIRED

PS-'22

HOMETOWN

HOLLYWOOD, FL

COLLEGE

KENTUCKY

COLLEGE

- » Played five seasons (2017-2021) at the University of Kentucky in Lexington, Kentucky.

- » Recorded 131 receptions for 1,447 yards (11.0 avg.) and 8 receiving touchdowns in 45 games for the Wildcats.
- » Finished with at least 100 receiving yards in two games in college.
- » Tallied five receptions in 11 career games, dating back to 2019.
- » Recorded career-bests in receptions (7), receiving yards (164) and receiving touchdowns (2) against New Mexico

State on 11/20/21.

PERSONAL

- » Attended Chaminade-Madonna College Preparatory School in Hollywood, FL.
- » Son of Katrina Gray and Faheem Ali.
- » Dad, Faheem, was a wide receiver at Louisiana Tech.

TRANSACTIONS

- » Signed to the Falcons practice squad on Aug. 31, 2022.



ABDULLAH ANDERSON

Defensive Lineman

98

BIRTHDATE
01/24/96

HEIGHT
6'4"

WEIGHT
307 LBS

NFL EXP.
2 YRS

ACQUIRED
FA-'22

HOMETOWN
GALLOWAY, N.J.

COLLEGE
BUCKNELL

CAREER

- » Recorded six total tackles (four solo), 1.0 sack and one tackle for loss in 10 games for the Bears, Vikings and Packers before being signed by Atlanta.
- » Notched two total tackles (one solo) in three games for the Packers in 2021.
- » Appeared in one game for Minnesota in 2020.
- » Recorded four total tackles (three solo), 1.0 sack and one tackle for loss in six games for the Bears in 2019.
- » Spent the 2018 season on Chicago's practice squad.

COLLEGE

- » Played four seasons (2014-17) at Bucknell University in Lewisburg, Pa.
- » Recorded 171 total tackles (96 solo), 33.5 tackles for a loss, 15.5 sacks, 14 passes defended, four blocked kicks, two fumble recoveries and one interception in 43 games (43 starts) for the Bison.
- » Became the third player to earn All-Patriot League honors four times in program history.

- » Finished with 42 tackles (20 solo), nine tackles for a loss, 2.5 sacks, two fumble recoveries and one interception in 10 games as a senior, earning Patriot League Defensive Player of the Year, first-team All-Patriot League and second-team All-America honors.
- » Notched 55 total tackles (33 solo), 13.5 tackles for loss, 8.5 sacks, five passes defended and two blocked kicks as a junior in 2016, earning first-team all-conference honors.
- » Had 46 total tackles (28 solo), eight tackles for loss, 4.5 sacks, three passes defended and one blocked kick in 2015, earning first-team all-conference honors for the first time in his college career.
- » Registered 28 total tackles (15 solo), three tackles for loss and two passes defended as a true freshman and earned second-team all-conference honors in 2014.

PERSONAL

- » Attended Absegami High School in Galloway, N.J.
- » Born Jan. 24, 1996 in Atlantic City, N.J.
- » Son of Abdullah Anderson Sr. and Octavia Anderson.
- » Has one sister, Amira.
- » Graduated from Bucknell with a degree in economics.

TRANSACTIONS

- » Signed by the Chicago Bears on May 11, 2018.
- » Waived by Chicago on Sept. 1, 2018.
- » Signed to the Bears practice squad on Sept. 2, 2018.
- » Signed by Chicago on Jan. 8, 2019.
- » Waived by the Bears on Sept. 11, 2019.
- » Signed to the Bears practice squad on Sept. 12, 2019.
- » Signed to Chicago's active roster on Sept. 23, 2019.
- » Waived by Chicago on Sept. 30, 2019.
- » Signed to the Bears practice squad on Oct. 1, 2019.
- » Signed to Chicago's active roster on Oct. 14, 2019.
- » Waived by the Bears on Sept. 5, 2020.
- » Signed to Chicago's practice squad on Sept. 6, 2020.
- » Released from the Bears practice squad on Sept. 14, 2020.
- » Signed to the Minnesota Vikings practice squad on Sept. 21, 2020.
- » Released from the Vikings practice squad on Jan. 4, 2021.
- » Signed by the Pittsburgh Steelers on April 12, 2021.

- » Released by the Steelers on Aug. 17, 2021.
- » Signed by the Green Bay Packers on Aug. 25, 2021.
- » Released by the Packers on Aug. 31, 2021.
- » Signed to Green Bay's practice squad on Sept. 1, 2021.
- » Released from the Packers practice squad on Sept. 21, 2021.
- » Signed to the Tennessee Titans practice squad on Sept. 29, 2021.
- » Released from the Titans practice squad on Oct. 26, 2021.
- » Signed to Green Bay's practice squad on Nov. 2, 2021.
- » Released from the Packers practice squad on Jan. 31, 2022.
- » Signed by the Atlanta Falcons on Aug. 7, 2022.
- » Released by the Falcons on Aug. 30, 2022.
- » Signed by the Falcons on Sept. 1, 2022.

ABDULLAH ANDERSON'S NFL REGULAR SEASON DEFENSIVE STATISTICS

DATE	TEAM	GP	TACKLES								INTERCEPTIONS					FUMBLES					ST			MISC			
			GS	TK	S	A	TFL	YDS	SK	YDS	QBH	NO	YDS	LG	TD	PD	FF	FR	TD	YDS	TK	S	A	FF	FR	S	A
2021	Packers	3	0	2	1	1	0	0	0.0	0.0	0	0	0	0	0	0	0	0	0	0	0	0	0	0	0	0	0
2020	Vikings	1	0	0	0	0	0	0	0.0	0.0	0	0	0	0	0	0	0	0	0	0	0	0	0	0	0	0	
Went from Chicago to Minnesota .																											
2020	Bears	0	0	0	0	0	0	0	0.0	0.0	0	0	0	0	0	0	0	0	0	0	0	0	0	0	0	0	0
2020	TOTAL	1	0	0	0	0	0	0	0.0	0.0	0	0	0	0	0	0	0	0	0	0	0	0	0	0	0	0	0
2019	Bears	6	0	4	3	1	1	8	1.0	8.0	1	0	0	0	0	0	0	0	0	0	0	0	0	0	0	0	
2018	Bears	0	0	0	0	0	0	0	0.0	0.0	0	0	0	0	0	0	0	0	0	0	0	0	0	0	0	0	
NFL TOTALS		10	0	6	4	2	1	8	1.0	8.0	1	0	0	0	0	0	0	0	0	0	0	0	0	0	0	0	

ABDULLAH ANDERSON'S NFL POSTSEASON DEFENSIVE STATISTICS

DATE	TEAM	GP	TACKLES								INTERCEPTIONS					FUMBLES					ST			MISC		
			GS	TK	S	A	TFL	YDS	SK	YDS	QBH	NO	YDS	LG	TD	PD	FF	FR	TD	YDS	TK	S	A	FF	FR	S
2021	Packers	0	0	0	0	0	0	0	0.0	0.0	0	0	0	0	0	0	0	0	0	0	0	0	0	0	0	0
2018	Bears	0	0	0	0	0	0	0	0.0	0.0	0	0	0	0	0	0	0	0	0	0	0	0	0	0	0	0
NFL TOTALS		0	0	0	0	0	0	0	0.0	0.0	0	0	0	0	0	0	0	0	0	0	0	0	0	0	0	

ABDULLAH ANDERSON'S SINGLE-GAME HIGHS: DEFENSIVE

Total Tackles 2 vs. New Orleans Saints, Oct 20, 2019
 1 at Detroit Lions, Jan 09, 2022
 1 vs. Minnesota Vikings, Jan 02, 2022
 ...2 more at 1.

Sacks 1.0 vs. New Orleans Saints, Oct 20, 2019
Tackles For Loss 1 vs. New Orleans Saints, Oct 20, 2019

Solo Tackles 2 vs. New Orleans Saints, Oct 20, 2019
 1 vs. Minnesota Vikings, Jan 02, 2022
 1 vs. Minnesota Vikings, Sep 29, 2019

ABDULLAH ANDERSON'S 2021 GXG REGULAR-SEASON STATISTICS (PACKERS)

		TACKLES				INTERCEPTIONS				FUMBLES			ST		MISC															
DATE	OPPONENT	P/S	TK	S	A	SK	YDS	TFL	YDS	QBH	NO	YDS	LG	TD	PD	FF	FR	TD	YDS	TK	S	A	FF	FR	S	A	W/L	SCORE		
09/12	at Saints										PRACTICE SQUAD																L	3-38		
09/20	Lions										PRACTICE SQUAD																W	35-17		
09/26	at 49ers										NOT ON ROSTER																W	30-28		
10/03	Steelers										NOT ON ROSTER																W	27-17		
10/10	at Bengals										NOT ON ROSTER																W	25-22+		
10/17	at Bears										NOT ON ROSTER																W	24-14		
10/24	Football Team										NOT ON ROSTER																W	24-10		
10/28	at Cardinals										NOT ON ROSTER																W	24-21		
11/07	at Chiefs										PRACTICE SQUAD																L	7-13		
11/14	Seahawks										PRACTICE SQUAD																W	17-0		
11/21	at Vikings										PRACTICE SQUAD																L	31-34		
11/28	Rams										PRACTICE SQUAD																W	36-28		
12/12	Bears										PRACTICE SQUAD																W	45-30		
12/19	at Ravens	P	0	0	0	0	0	0	0	0	0	0	0	0	0	0	0	0	0	0	0	0	0	0	0	0	0	0	W	31-30
12/25	Browns										PRACTICE SQUAD																W	24-22		
01/02	Vikings	P	1	1	0	0	0	0	0	0	0	0	0	0	0	0	0	0	0	0	0	0	0	0	0	0	0	0	W	37-10
01/09	at Lions	P	1	0	1	0	0	0	0	0	0	0	0	0	0	0	0	0	0	0	0	0	0	0	0	0	0	0	L	30-37
2021 TOTALS		3-0	2	1	1	0	0	0	0	0	0	0	0	0	0	0	0	0	0	0	0	0	0	0	0	0	13-4			

+ - Overtime

ABDULLAH ANDERSON'S 2020 GXG REGULAR-SEASON STATISTICS (BEARS/VIKINGS)

		TACKLES				INTERCEPTIONS				FUMBLES			ST		MISC														
DATE	OPPONENT	P/S	TK	S	A	SK	YDS	TFL	YDS	QBH	NO	YDS	LG	TD	PD	FF	FR	TD	YDS	TK	S	A	FF	FR	S	A	W/L	SCORE	
09/13	at Lions										PRACTICE SQUAD																W	27-23	
09/20	at Colts										Went from Bears to Vikings .																		
09/27	Titans										NOT ON ROSTER																L	11-28	
10/04	at Texans										PRACTICE SQUAD																L	30-31	
10/04	at Texans										PRACTICE SQUAD																W	31-23	
10/11	at Seahawks										PRACTICE SQUAD																L	26-27	
10/18	Falcons										PRACTICE SQUAD																L	23-40	
11/01	at Packers										PRACTICE SQUAD																W	28-22	
11/08	Lions										PRACTICE SQUAD																W	34-20	
11/16	at Bears										PRACTICE SQUAD																W	19-13	
11/22	Cowboys										PRACTICE SQUAD																L	28-31	
11/29	Panthers										PRACTICE SQUAD																W	28-27	
12/06	Jaguars										PRACTICE SQUAD																W	27-24+	
12/13	at Buccaneers										PRACTICE SQUAD																L	14-26	
12/20	Bears										PRACTICE SQUAD																L	27-33	
12/25	at Saints										PRACTICE SQUAD																L	33-52	
01/03	at Lions										PRACTICE SQUAD																W	37-35	
2020 TOTALS			0	0	0	0	0	0	0	0	0	0	0	0	0	0	0	0	0	0	0	0	0	0	0	0	8-8		


+ - Overtime

ABDULLAH ANDERSON'S 2019 GXG REGULAR-SEASON STATISTICS (BEARS)

DATE	OPPONENT	P/S	TACKLES					INTERCEPTIONS					FUMBLES			ST		MISC		W/L	SCORE					
			TK	S	A	SK	YDS	TFL	YDS	QBH	NO	YDS	LG	TD	PD	FF	FR	TD	YDS			TK	S	A	FF	FR
09/05	Packers																								L	3-10
09/15	at Broncos																								W	16-14
09/23	at Redskins	P	0	0	0	0	0	0	0	0	0	0	0	0	0	0	0	0	0	0	0	0	0	0	W	31-15
09/29	Vikings	P	1	1	0	0	0	0	0	0	0	0	0	0	0	0	0	0	0	0	0	0	0	0	W	16-6
10/06	at Raiders																							L	21-24	
10/20	Saints	P	2	2	0	1	0	8	0	1	8	0	0	0	0	0	0	0	0	0	0	0	0	0	L	25-36
10/27	Chargers	P	0	0	0	0	0	0	0	0	0	0	0	0	0	0	0	0	0	0	0	0	0	0	L	16-17
11/03	at Eagles																							L	14-22	
11/10	Lions																							W	20-13	
11/17	at Rams																							L	7-17	
11/24	Giants																							W	19-14	
11/28	at Lions																							W	24-20	
12/05	Cowboys	P	0	0	0	0	0	0	0	0	0	0	0	0	0	0	0	0	0	0	0	0	0	0	W	31-24
12/15	at Packers																							L	13-21	
12/22	Chiefs																							L	3-26	
12/29	at Vikings	P	1	0	1	0	0	0	0	0	0	0	0	0	0	0	0	0	0	0	0	0	0	0	W	21-19
2019 TOTALS		6-0	4	3	1	1	0	8	0	1	8	0	0	0	0	0	0	0	0	0	0	0	0	0	8-8	

ABDULLAH ANDERSON'S 2021 GXG POSTSEASON STATISTICS (PACKERS)

DATE	OPPONENT	P/S	TACKLES					INTERCEPTIONS					FUMBLES			ST		MISC		W/L	SCORE						
			TK	S	A	SK	YDS	TFL	YDS	QBH	NO	YDS	LG	TD	PD	FF	FR	TD	YDS			TK	S	A	FF	FR	S
01/22	49ers																								L	10-13	
2021 TOTALS			0	0	0	0	0	0	0	0	0	0	0	0	0	0	0	0	0	0	0	0	0	0	0	0-1	



CAMERON BATSON

Wide Receiver

16

BIRTHDATE

12/20/95

HEIGHT

5'8"

WEIGHT

174 LBS

NFL EXP.

5 YRS

ACQUIRED

PS-'22

HOMETOWN

OKLAHOMA CITY, OKLA.

COLLEGE

TEXAS TECH

CAREER

- » Recorded 22 receptions for 197 yards (9.0 avg.) and two touchdowns in 27 games (three starts) for Tennessee before being signed by the Falcons.
- » Also returned 16 kickoffs for 311 yards (19.4 avg.).
- » Notched two receptions for 15 yards and a touchdown on offense and returned five kickoffs for 80 yards in 2021 before missing the remainder of the season due to injury.
- » Registered 12 receptions for 100 yards (8.3 avg.) and one touchdown in 12 games (one start) in 2020.
- » Missed the 2019 season due to injury.
- » Recorded eight receptions for 82 yards (10.3 avg.) in 11 games (two starts) for the Titans in 2018.

COLLEGE

- » Played four seasons (2014-17) at Texas Tech University.
- » Recorded 157 receptions for 1,499 yards and 14 touchdowns in 50 games for the Red Raiders.
- » Named a team captain as a senior in 2017 and notched 59 catches for 487 yards and five touchdowns.

- » Appeared in 12 games (10 starts) as a junior and recorded 60 receptions for 644 yards and eight touchdowns in 2016.
- » Used primarily as an inside receiver, primary punt returner and holder on kicks as a sophomore in 2015 and finished with 29 catches for 327 yards (11.3 avg.) and one touchdown.
- » Appeared in 12 games with nine reception and 41 receiving yards as a freshman in 2014.

PERSONAL

- » Attended Millwood High School in Oklahoma City, Okla.
- » Passed for more than 2,000 yards, rushed for more than 1,200 yards and returned four punts for touchdowns as a senior in 2013.
- » Also notched 10 interceptions, including three returned for touchdowns in 2013.
- » Named the Oklahoma Gatorade State Player of the Year after accounting for 55 total touchdowns as a senior.
- » Son of Ericka and Willie Batson III.
- » Majored in accounting.

TRANSACTIONS

- » Signed by the Tennessee Titans on May 11, 2018.
- » Waived by the Titans on Sept. 17, 2018.
- » Signed to the Titans practice squad on Sept. 18, 2018.
- » Signed to Tennessee's active roster on Oct. 10, 2018.
- » Released by the Titans on Sept. 7, 2020.
- » Signed to the Titans practice squad on Sept. 9, 2020.
- » Signed to Tennessee's active roster on Sept. 19, 2020.
- » Signed by the Atlanta Falcons on June 2, 2022.
- » Waived by the Falcons on Aug. 30, 2022.
- » Signed to Atlanta's practice squad on Aug. 31, 2022.

CAMERON BATSON'S NFL REGULAR SEASON RUSHING/RECEIVING STATISTICS

DATE	TEAM	GP	GS	RECEIVING					RUSHING				
				NO.	YDS.	AVG.	LG	TD	NO.	YDS.	AVG.	LG	TD
2021	Titans	4	0	2	15	7.5	13	1	2	15	7.5	11	0
2020	Titans	12	1	12	100	8.3	18	1	4	20	5.0	11	0
2019	Titans	0	0	0	0	0.0	0	0	0	0	0.0	0	0
2018	Titans	11	2	8	82	10.3	26	0	1	1	1.0	1	0
NFL TOTALS		27	3	22	197	9.0	26	2	7	36	5.1	11	0

CAMERON BATSON'S NFL POSTSEASON RUSHING/RECEIVING STATISTICS

DATE	TEAM	GP	GS	RECEIVING					RUSHING				
				NO.	YDS.	AVG.	LG	TD	NO.	YDS.	AVG.	LG	TD
2021	Titans	0	0	0	0	0.0	0	0	0	0	0.0	0	0
2020	Titans	1	0	1	6	6.0	6	0	0	0	0.0	0	0
2019	Titans	0	0	0	0	0.0	0	0	0	0	0.0	0	0
NFL TOTALS		1	0	1	6	6.0	6	0	0	0	0.0	0	0

CAMERON BATSON'S NFL REGULAR SEASON RETURN STATISTICS

DATE	TEAM	RET.	KICKOFF RETURNS					PUNT RETURNS				
			YDS.	AVG.	LG	TD	NO.	FC	YDS.	AVG.	LG	TD
2021	Titans	5	80	16.0	20	0	0	0	0	0.0	0	0
2020	Titans	11	231	21.0	35	0	0	1	0	0.0	0	0
2019	Titans	0	0	0.0	0	0	0	0	0	0.0	0	0
2018	Titans	0	0	0.0	0	0	3	1	4	1.3	5	0
NFL TOTALS		16	311	19.4	35	0	3	2	4	1.3	5	0

CAMERON BATSON'S NFL POSTSEASON RETURN STATISTICS

DATE	TEAM	RET.	KICKOFF RETURNS					PUNT RETURNS				
			YDS.	AVG.	LG	TD	NO.	FC	YDS.	AVG.	LG	TD
2021	Titans	0	0	0.0	0	0	0	0	0	0.0	0	0
2020	Titans	0	0	0.0	0	0	0	0	0	0.0	0	0
2019	Titans	0	0	0.0	0	0	0	0	0	0.0	0	0
NFL TOTALS		0	0	0.0	0	0	0	0	0	0.0	0	0

CAMERON BATSON'S SINGLE-GAME HIGHS: RUSHING/RECEIVING

Rush Attempts	2 at Jacksonville Jaguars, Oct 10, 2021 1 vs. Cleveland Browns, Dec 06, 2020 1 at Indianapolis Colts, Nov 29, 2020 ...3 more at 1.	Kickoff Return Yards	83 vs. Cleveland Browns, Dec 06, 2020 80 vs. Buffalo Bills, Oct 18, 2021 60 vs. Indianapolis Colts, Nov 12, 2020
Rushing Yards	15 at Jacksonville Jaguars, Oct 10, 2021 11 vs. Jacksonville Jaguars, Sep 20, 2020 5 at Indianapolis Colts, Nov 29, 2020	Longest Kickoff Return	35 vs. Indianapolis Colts, Nov 12, 2020 27 vs. Cleveland Browns, Dec 06, 2020 25 vs. Indianapolis Colts, Nov 12, 2020
Longest Runs	11 at Jacksonville Jaguars, Oct 10, 2021 11 vs. Jacksonville Jaguars, Sep 20, 2020 5 at Indianapolis Colts, Nov 29, 2020	Fair Catches	1 vs. Detroit Lions, Dec 20, 2020 1 at Houston Texans, Nov 26, 2018
Receptions	3 vs. Cleveland Browns, Dec 06, 2020 2 at Baltimore Ravens, Nov 22, 2020 2 vs. Indianapolis Colts, Nov 12, 2020 ...3 more at 2.	Punt Return Yards	4 vs. Jacksonville Jaguars, Dec 06, 2018
Receiving Yards	36 vs. New England Patriots, Nov 11, 2018 26 vs. Jacksonville Jaguars, Sep 20, 2020 21 at Baltimore Ravens, Nov 22, 2020 ...1 more at 21.	Longest Punt Return	5 vs. Jacksonville Jaguars, Dec 06, 2018
Receiving Average	4.7 vs. Cleveland Browns, Dec 06, 2020	Punt Returns	2 vs. Jacksonville Jaguars, Dec 06, 2018 1 vs. Baltimore Ravens, Oct 14, 2018
Longest Receptions	26 vs. New England Patriots, Nov 11, 2018 18 vs. Jacksonville Jaguars, Sep 20, 2020 14 at Baltimore Ravens, Nov 22, 2020	Kickoff Return Average	20.8 vs. Cleveland Browns, Dec 06, 2020 16.0 vs. Buffalo Bills, Oct 18, 2021 15.7 at Baltimore Ravens, Nov 22, 2020
Receiving TDs	1 at New York Jets, Oct 03, 2021 1 vs. Cleveland Browns, Dec 06, 2020	Special Teams Tackles	1 at Houston Texans, Nov 26, 2018
All-Purpose Yards	97 vs. Cleveland Browns, Dec 06, 2020 80 vs. Buffalo Bills, Oct 18, 2021 72 at Baltimore Ravens, Nov 22, 2020	Most TDs	1 at New York Jets, Oct 03, 2021 1 vs. Cleveland Browns, Dec 06, 2020
Kickoff Returns	5 vs. Buffalo Bills, Oct 18, 2021 4 vs. Cleveland Browns, Dec 06, 2020 3 at Baltimore Ravens, Nov 22, 2020		

CAMERON BATSON'S SINGLE-GAME HIGHS - POSTSEASON: RECEIVING

Receptions	1 vs. Baltimore Ravens, Jan 10, 2021	Longest Receptions	6 vs. Baltimore Ravens, Jan 10, 2021
Receiving Yards	6 vs. Baltimore Ravens, Jan 10, 2021	All-Purpose Yards	6 vs. Baltimore Ravens, Jan 10, 2021

CAMERON BATSON'S 2021 GXG REGULAR-SEASON STATISTICS (TITANS)

		RECEIVING						RUSHING							
DATE	OPPONENT	P/S	NO.	YDS.	AVG.	LG	TD	NO.	YDS.	AVG.	LG	TD	W/L	SCORE	
09/12	Cardinals							ON INACTIVE LIST						L	13-38
09/19	at Seahawks							ON INACTIVE LIST						W	33-30+
09/26	Colts	P	1	13	13.0	13	0	0	0	0.0	0	0	W	25-16	
10/03	at Jets	P	1	2	2.0	2t	1	0	0	0.0	0	0	L	24-27+	
10/10	at Jaguars	P	0	0	0.0	0	0	2	15	7.5	11	0	W	37-19	
10/18	Bills	P	0	0	0.0	0	0	0	0	0.0	0	0	W	34-31	
10/24	Chiefs							NOT ON ROSTER						W	27-3
10/31	at Colts							NOT ON ROSTER						W	34-31+
11/07	at Rams							NOT ON ROSTER						W	28-16
11/14	Saints							NOT ON ROSTER						W	23-21
11/21	Texans							NOT ON ROSTER						L	13-22
11/28	at Patriots							NOT ON ROSTER						L	13-36
12/12	Jaguars							NOT ON ROSTER						W	20-0
12/19	at Steelers							INJURED RESERVE						L	13-19
12/23	49ers							INJURED RESERVE						W	20-17
01/02	Dolphins							INJURED RESERVE						W	34-3
01/09	at Texans							INJURED RESERVE						W	28-25
2021 TOTALS		4-0	2	15	7.5	13	1	2	15	7.5	11	0	12-5		

* - Overtime

CAMERON BATSON'S 2020 GXG REGULAR-SEASON STATISTICS (TITANS)

DATE	OPPONENT	P/S	RECEIVING					RUSHING					W/L	SCORE
			NO.	YDS.	AVG.	LG	TD	NO.	YDS.	AVG.	LG	TD		
09/14	at Broncos												W	16-14
09/20	Jaguars												W	33-30
09/27	at Vikings												W	31-30
10/13	Bills												W	42-16
10/18	Texans												W	42-36+
10/25	Steelers												L	24-27
11/01	at Bengals												L	20-31
11/08	Bears												W	24-17
11/12	Colts	P	2	8	4.0	5	0	0	0	0.0	0	0	L	17-34
11/22	at Ravens	P	2	21	10.5	14	0	1	4	4.0	4	0	W	30-24+
11/29	at Colts	P	0	0	0.0	0	0	1	5	5.0	5	0	W	45-26
12/06	Browns	P	3	14	4.7	8t	1	1	0	0.0	0	0	L	35-41
12/13	at Jaguars	P	0	0	0.0	0	0	0	0	0.0	0	0	W	31-10
12/20	Lions	P	0	0	0.0	0	0	0	0	0.0	0	0	W	46-25
12/27	at Packers	P	1	12	12.0	12	0	0	0	0.0	0	0	L	14-40
01/03	at Texans	P	0	0	0.0	0	0	0	0	0.0	0	0	W	41-38
2020 TOTALS		8-0	8	55	6.9	14	1	3	9	3.0	5	0	11-5	

+ - Overtime

CAMERON BATSON'S 2019 GXG REGULAR-SEASON STATISTICS (TITANS)

DATE	OPPONENT	P/S	RECEIVING					RUSHING					W/L	SCORE
			NO.	YDS.	AVG.	LG	TD	NO.	YDS.	AVG.	LG	TD		
09/08	at Browns												W	43-13
09/15	Colts												L	17-19
09/19	at Jaguars												L	7-20
09/29	at Falcons												W	24-10
10/06	Bills												L	7-14
10/13	at Broncos												L	0-16
10/20	Chargers												W	23-20
10/27	Buccaneers												W	27-23
11/03	at Panthers												L	20-30
11/10	Chiefs												W	35-32
11/24	Jaguars												W	42-20
12/01	at Colts												W	31-17
12/08	at Raiders												W	42-21
12/15	Texans												L	21-24
12/22	Saints												L	28-38
12/29	at Texans												W	35-14
2019 TOTALS		0-0	0	0	0.0	0	0	0	0	0.0	0	0	9-7	

CAMERON BATSON'S 2021 GXG POSTSEASON STATISTICS (TITANS)

DATE	OPPONENT	P/S	RECEIVING					RUSHING					W/L	SCORE
			NO.	YDS.	AVG.	LG	TD	NO.	YDS.	AVG.	LG	TD		
01/22	Bengals												L	16-19
2021 TOTALS		0-0	0	0	0.0	0	0	0	0	0.0	0	0	0-1	

CAMERON BATSON'S 2020 GXG POSTSEASON STATISTICS (TITANS)

DATE	OPPONENT	P/S	RECEIVING					RUSHING					W/L	SCORE
			NO.	YDS.	AVG.	LG	TD	NO.	YDS.	AVG.	LG	TD		
01/10	Ravens	P	1	6	6.0	6	0	0	0	0.0	0	0	L	13-20
2020 TOTALS		1-0	1	6	6.0	6	0	0	0	0.0	0	0	0-1	

CAMERON BATSON'S 2019 GYG POSTSEASON STATISTICS (TITANS)

DATE	OPPONENT	P/S	RECEIVING					RUSHING					W/L	SCORE
			NO.	YDS.	AVG.	LG	TD	NO.	YDS.	AVG.	LG	TD		
01/04	at Patriots												W	20-13
01/11	at Ravens												W	28-12
01/19	at Chiefs												L	24-35
2019 TOTALS		0-0	0	0	0.0	0	0	0	0.0	0	0	0	2-1	



QUINTON BELL

Outside Linebacker

56

BIRTHDATE

05/09/96

HEIGHT

6'4"

WEIGHT

251 LBS

NFL EXP.

2 YRS

ACQUIRED

PS-'21

HOMETOWN

LONG BEACH, CALIF.

COLLEGE

PRAIRIE VIEW A&M

CAREER

- » Spent the 2021 season on Atlanta's practice squad.
- » Contributed on special teams in five games for the Tampa Bay Buccaneers in 2020 before spending the remainder of the season on Tampa Bay's practice squad.
- » Has also spent time with the Raiders.

final season.

- » Tallied 42 tackles, 8.5 tackles for loss and 7.5 sacks earning second-team All-Southwest Conference honors at defensive end.
- » Notched 19 receptions for 259 yards and one touchdown as a receiver.

COLLEGE

- » Played four seasons (2015-18) at Prairie View (Texas) A&M University where he appeared in 34 games.
- » Converted from wide receiver to defensive end prior to his

PERSONAL

- » Attended Costa Mesa (Calif.) High School.
- » Uncle, Nick Bell, was a second-round pick for the Los Angeles Raiders in 1991 and played in 35 games for the team over three seasons (1991-93).

TRANSACTIONS

- » Originally selected by the Oakland Raiders in the seventh round (230th overall) of the 2019 NFL Draft.
- » Waived by the Raiders on Aug. 31, 2019.
- » Signed to the Raiders practice

QUINTON BELL'S NFL REGULAR SEASON DEFENSIVE STATISTICS

DATE	TEAM	GP	GS	TACKLES							INTERCEPTIONS					FUMBLES					ST			MISC			
				TK	S	A	TFL	YDS	SK	YDS	QBH	NO	YDS	LG	TD	PD	FF	FR	TD	YDS	TK	S	A	FF	FR	S	A
2021	Falcons	0	0	0	0	0	0	0	0	0.0	0.0	0	0	0	0	0	0	0	0	0	0	0	0	0	0	0	0
2020	Buccaneers	5	0	0	0	0	0	0	0	0.0	0.0	0	0	0	0	0	0	0	0	0	0	0	0	0	0	0	0
2019	Raiders	0	0	0	0	0	0	0	0	0.0	0.0	0	0	0	0	0	0	0	0	0	0	0	0	0	0	0	0
NFL TOTALS		5	0	0	0	0	0	0	0	0.0	0.0	0	0	0	0	0	0	0	0	0	0	0	0	0	0	0	0

QUINTON BELL'S NFL POSTSEASON DEFENSIVE STATISTICS

DATE	TEAM	GP	GS	TACKLES							INTERCEPTIONS					FUMBLES					ST			MISC			
				TK	S	A	TFL	YDS	SK	YDS	QBH	NO	YDS	LG	TD	PD	FF	FR	TD	YDS	TK	S	A	FF	FR	S	A
2020	Buccaneers	0	0	0	0	0	0	0	0	0.0	0.0	0	0	0	0	0	0	0	0	0	0	0	0	0	0	0	0
NFL TOTALS		0	0	0	0	0	0	0	0	0.0	0.0	0	0	0	0	0	0	0	0	0	0	0	0	0	0	0	0

QUINTON BELL'S 2021 GXG REGULAR-SEASON STATISTICS (FALCONS)

		TACKLES							INTERCEPTIONS				FUMBLES			ST		MISC													
DATE	OPPONENT	P/S	TK	S	A	SK	YDS	TFL	YDS	QBH	NO	YDS	LG	TD	PD	FF	FR	TD	YDS	TK	S	A	FF	FR	S	A	W/L	SCORE			
09/12	Eagles										PRACTICE SQUAD																			L	6-32
09/19	at Buccaneers										PRACTICE SQUAD																			L	25-48
09/26	at Giants										PRACTICE SQUAD																			W	17-14
10/03	Football Team										PRACTICE SQUAD																			L	30-34
10/10	Jets										PRACTICE SQUAD																			W	27-20
10/24	at Dolphins										PRACTICE SQUAD																			W	30-28
10/31	Panthers										PRACTICE SQUAD																			L	13-19
11/07	at Saints										PRACTICE SQUAD																			W	27-25
11/14	at Cowboys										PRACTICE SQUAD																			L	3-43
11/18	Patriots										PRACTICE SQUAD																			L	0-25
11/28	at Jaguars										PRACTICE SQUAD																			W	21-14
12/05	Buccaneers										PRACTICE SQUAD																			L	17-30
12/12	at Panthers										RESERVE/COVID-19																			W	29-21
12/19	at 49ers										RESERVE/COVID-19																			L	13-31
12/26	Lions										PRACTICE SQUAD																			W	20-16
01/02	at Bills										PRACTICE SQUAD																			L	15-29
01/09	Saints										PRACTICE SQUAD																			L	20-30
2021 TOTALS				0	0	0	0	0	0	0	0	0	0	0	0	0	0	0	0	0	0	0	0	0	0	0	0	0	7-10		

QUINTON BELL'S 2020 GXG REGULAR-SEASON STATISTICS (BUCCANEERS)

		TACKLES							INTERCEPTIONS				FUMBLES			ST		MISC												
DATE	OPPONENT	P/S	TK	S	A	SK	YDS	TFL	YDS	QBH	NO	YDS	LG	TD	PD	FF	FR	TD	YDS	TK	S	A	FF	FR	S	A	W/L	SCORE		
09/13	at Saints	P	0	0	0	0	0	0	0	0	0	0	0	0	0	0	0	0	0	0	0	0	0	0	0	0	0	L	23-34	
09/20	Panthers	P	0	0	0	0	0	0	0	0	0	0	0	0	0	0	0	0	0	0	0	0	0	0	0	0	W	31-17		
09/27	at Broncos	P	0	0	0	0	0	0	0	0	0	0	0	0	0	0	0	0	0	0	0	0	0	0	0	0	W	28-10		
10/04	Chargers	P	0	0	0	0	0	0	0	0	0	0	0	0	0	0	0	0	0	0	0	0	0	0	0	0	W	38-31		
10/08	at Bears	P	0	0	0	0	0	0	0	0	0	0	0	0	0	0	0	0	0	0	0	0	0	0	0	0	L	19-20		
10/18	Packers										ON INACTIVE LIST																		W	38-10
10/25	at Raiders										ON INACTIVE LIST																		W	45-20
11/02	at Giants										DID NOT PLAY																		W	25-23
11/08	Saints										DID NOT PLAY																		L	3-38
11/15	at Panthers										DID NOT PLAY																		W	46-23
11/23	Rams										DID NOT PLAY																		L	24-27
11/29	Chiefs										DID NOT PLAY																		L	24-27
12/13	Vikings										DID NOT PLAY																		W	26-14
12/20	at Falcons										PRACTICE SQUAD																		W	31-27
12/26	at Lions										PRACTICE SQUAD																		W	47-7
01/03	Falcons										PRACTICE SQUAD																		W	44-27
2020 TOTALS		5-0	0	0	0	0	0	0	0	0	0	0	0	0	0	0	0	0	0	0	0	0	0	0	0	0	11-5			

QUINTON BELL'S 2019 GXG REGULAR-SEASON STATISTICS (RAIDERS)

DATE	OPPONENT	P/S	TACKLES					INTERCEPTIONS					FUMBLES			ST		MISC		W/L	SCORE						
			TK	S	A	SK	YDS	TFL	YDS	QBH	NO	YDS	LG	TD	PD	FF	FR	TD	YDS			TK	S	A	FF	FR	S
09/09	Broncos																								W	24-16	
09/15	Chiefs																								L	10-28	
09/22	at Vikings																								L	14-34	
09/29	at Colts																								W	31-24	
10/06	Bears																								W	24-21	
10/20	at Packers																								L	24-42	
10/27	at Texans																								L	24-27	
11/03	Lions																								W	31-24	
11/07	Chargers																								W	26-24	
11/17	Bengals																								W	17-10	
11/24	at Jets																								L	3-34	
12/01	at Chiefs																								L	9-40	
12/08	Titans																								L	21-42	
12/15	Jaguars																								L	16-20	
12/22	at Chargers																								W	24-17	
12/29	at Broncos																								L	15-16	
2019 TOTALS			0	0	0	0	0	0	0	0	0	0	0	0	0	0	0	0	0	0	0	0	0	0	0	7-9	

QUINTON BELL'S 2020 GXG POSTSEASON STATISTICS (BUCCANEERS)

DATE	OPPONENT	P/S	TACKLES					INTERCEPTIONS					FUMBLES			ST		MISC		W/L	SCORE						
			TK	S	A	SK	YDS	TFL	YDS	QBH	NO	YDS	LG	TD	PD	FF	FR	TD	YDS			TK	S	A	FF	FR	S
01/09	at Football Team																									W	31-23
01/17	at Saints																									W	30-20
01/24	at Packers																									W	31-26
02/07	Chiefs																									W	31-9
2020 TOTALS			0	0	0	0	0	0	0	0	0	0	0	0	0	0	0	0	0	0	0	0	0	0	0	4-0	



JORDAN BRAILFORD

Outside Linebacker

49

BIRTHDATE
10/09/95

HEIGHT
6'3"

WEIGHT
247 LBS

NFL EXP.
2 YRS

ACQUIRED
PS-'22

HOMETOWN
TULSA, OK

COLLEGE
OKLAHOMA STATE

CAREER

- » Recorded two total tackles, one forced fumble and one fumble recovery in five career games.
- » Originally selected by Washington in the seventh round (253rd overall) of the 2019 NFL Draft.
- » Has spent time with Washington and Minnesota.

COLLEGE

- » Played three seasons (2015; 2017-18) at Oklahoma State University in Stillwater, Okla.
- » Finished with 134 total tackles (89 solo), 15.0 sacks, two

forced fumbles and one interception in 36 games for the Cowboys.

- » Recorded 54 total tackles (37 solo), 9.0 sacks and one forced fumble in 2018, leading the conference in sacks and earning first-team All-Big 12 honors.

PERSONAL

- » Attended Booker T. Washington High School in Tulsa, Okla., where he recorded 105 tackles and 9.0 sacks as a senior in 2013.
- » Son of Robin Daniels and Nathaniel Brailford Jr.
- » Majored in Management at Oklahoma State.

TRANSACTIONS

- » Originally selected by Washington in the seventh round (253rd overall) of the 2019 NFL Draft.
- » Waived by Washington on Sept. 5, 2020.
- » Signed to Washington's practice squad on Sept. 6, 2020.
- » Released from Washington's practice squad on Oct. 12, 2020.
- » Signed by the Minnesota Vikings on Oct. 13, 2020.
- » Released by Minnesota on Aug. 15, 2021.
- » Signed to the Atlanta Falcons practice squad on Dec. 29, 2021.
- » Waived by the Falcons on Aug. 30, 2022.
- » Signed to Atlanta's practice squad on Aug. 31, 2022.

JORDAN BRAILFORD'S NFL REGULAR SEASON DEFENSIVE STATISTICS

DATE	TEAM	GP	GS	TACKLES							INTERCEPTIONS					FUMBLES					ST		MISC					
				TK	S	A	TFL	YDS	SK	YDS	QBH	NO	YDS	LG	TD	PD	FF	FR	TD	YDS	TK	S	A	FF	FR	S	A	
2021	Falcons	0	0	0	0	0	0	0	0	0.0	0.0	0	0	0	0	0	0	0	0	0	0	0	0	0	0	0	0	
Went from Minnesota to Atlanta .																												
2021	Vikings	0	0	0	0	0	0	0	0	0.0	0.0	0	0	0	0	0	0	0	0	0	0	0	0	0	0	0	0	0
2021	TOTAL	0	0	0	0	0	0	0	0	0.0	0.0	0	0	0	0	0	0	0	0	0	0	0	0	0	0	0	0	0
2020	Vikings	5	0	2	2	0	0	0	0	0.0	0.0	1	0	0	0	0	1	1	0	0	0	0	0	0	0	0	0	0
Went from Washington to Minnesota .																												
2020	Football Team	0	0	0	0	0	0	0	0	0.0	0.0	0	0	0	0	0	0	0	0	0	0	0	0	0	0	0	0	0
2020	TOTAL	5	0	2	2	0	0	0	0	0.0	0.0	1	0	0	0	0	1	1	0	0	0	0	0	0	0	0	0	0
2019	Redskins	0	0	0	0	0	0	0	0	0.0	0.0	0	0	0	0	0	0	0	0	0	0	0	0	0	0	0	0	0
NFL TOTALS		5	0	2	2	0	0	0	0	0.0	0.0	1	0	0	0	0	1	1	0	0	0	0	0	0	0	0	0	0

JORDAN BRAILFORD'S SINGLE-GAME HIGHS: DEFENSIVE

Total Tackles 2 vs. Jacksonville Jaguars, Dec 06, 2020

Forced Fumbles 1 vs. Jacksonville Jaguars, Dec 06, 2020

Solo Tackles 2 vs. Jacksonville Jaguars, Dec 06, 2020

Fumble Recoveries 1 vs. Jacksonville Jaguars, Dec 06, 2020

JORDAN BRAILFORD'S 2021 GXG REGULAR-SEASON STATISTICS (VIKINGS/FALCONS)

DATE	OPPONENT	P/S	TACKLES							INTERCEPTIONS					FUMBLES			ST		MISC		W/L	SCORE				
			TK	S	A	SK	YDS	TFL	YDS	QBH	NO	YDS	LG	TD	PD	FF	FR	TD	YDS	TK	S			A	FF	FR	S
09/12	at Bengals																								L	24-27+	
09/19	at Cardinals																								L	33-34	
09/26	Seahawks																								W	30-17	
10/03	Browns																								L	7-14	
10/10	Lions																								W	19-17	
10/17	at Panthers																								W	34-28+	
10/31	Cowboys																								L	16-20	
11/07	at Ravens																								L	31-34+	
11/14	at Chargers																								W	27-20	
11/21	Packers																								W	34-31	
11/28	at 49ers																								L	26-34	
12/05	at Lions																								L	27-29	
12/09	Steelers																								W	36-28	
12/20	at Bears																								W	17-9	
12/26	Rams																								L	23-30	
			Went from Vikings to Falcons .																								
01/02	at Bills																								L	15-29	
01/09	Saints																								L	20-30	
2021 TOTALS			0	0	0	0	0	0	0	0	0	0	0	0	0	0	0	0	0	0	0	0	0	0	7-10		

+ - Overtime

JORDAN BRAILFORD'S 2020 GXG REGULAR-SEASON STATISTICS (FOOTBALL TEAM/VIKINGS)


DATE	OPPONENT	P/S	TACKLES							INTERCEPTIONS					FUMBLES			ST		MISC		W/L	SCORE				
			TK	S	A	SK	YDS	TFL	YDS	QBH	NO	YDS	LG	TD	PD	FF	FR	TD	YDS	TK	S			A	FF	FR	S
09/13	Eagles																								W	27-17	
09/20	at Cardinals																								L	15-30	
09/27	at Browns																								L	20-34	
10/04	Ravens																								L	17-31	
10/11	Rams																								L	10-30	
			Went from Football Team to Vikings .																								
10/18	Falcons																								L	23-40	
			Went from Vikings to Football Team .																								
10/25	Cowboys																								W	25-3	
			Went from Football Team to Vikings .																								
11/01	at Packers																								W	28-22	
11/08	Lions																								W	34-20	
11/16	at Bears																								W	19-13	
11/22	Cowboys																								L	28-31	
11/29	Panthers																								W	28-27	
12/06	Jaguars	P	2	2	0	0	0	0	0	0	0	0	0	0	1	1	0	0	0	0	0	0	0	0	W	27-24+	
12/13	at Buccaneers	P	0	0	0	0	0	0	0	0	1	0	0	0	0	0	0	0	0	0	0	0	0	0	L	14-26	
12/20	Bears	P	0	0	0	0	0	0	0	0	0	0	0	0	0	0	0	0	0	0	0	0	0	0	L	27-33	
12/25	at Saints	P	0	0	0	0	0	0	0	0	0	0	0	0	0	0	0	0	0	0	0	0	0	0	L	33-52	
01/03	at Lions	P	0	0	0	0	0	0	0	0	0	0	0	0	0	0	0	0	0	0	0	0	0	0	W	37-35	
2020 TOTALS		5-0	2	2	0	0	0	0	0	1	0	0	0	0	1	1	0	0	0	0	0	0	0	8-9			

+ - Overtime

JORDAN BRAILFORD'S 2019 GYG REGULAR-SEASON STATISTICS (REDSKINS)

DATE	OPPONENT	P/S	TACKLES				INTERCEPTIONS				FUMBLES			ST		MISC		W/L	SCORE							
			TK	S	A	SK	YDS	TFL	YDS	QBH	NO	YDS	LG	TD	PD	FF	FR			TD	YDS	TK	S	A	FF	FR
09/08	at Eagles																								L	27-32
09/15	Cowboys																								L	21-31
09/23	Bears																							L	15-31	
09/29	at Giants																							L	3-24	
10/06	Patriots																							L	7-33	
10/13	at Dolphins																							W	17-16	
10/20	49ers																							L	0-9	
10/24	at Vikings																							L	9-19	
11/03	at Bills																							L	9-24	
11/17	Jets																							L	17-34	
11/24	Lions																							W	19-16	
12/01	at Panthers																							W	29-21	
12/08	at Packers																							L	15-20	
12/15	Eagles																							L	27-37	
12/22	Giants																							L	35-41+	
12/29	at Cowboys																							L	16-47	
2019 TOTALS			0	0	0	0	0	0	0	0	0	0	0	0	0	0	0	0	0	0	0	0	0	0	3-13	

+ - Overtime



BEAU BRINKLEY

Long Snapper

44

BIRTHDATE

01/25/90

HEIGHT

6'4"

WEIGHT

260 LBS

NFL EXP.

10 YRS

ACQUIRED

FA-22

HOMETOWN

KEARNEY, MO.

COLLEGE

MISSOURI

CAREER

- » Has snapped in 136 games over 10 seasons for the Tennessee Titans and Arizona Cardinals.
- » After nine seasons in Tennessee, snapped in three games for the Cardinals in 2021.
- » Appeared in all 16 games in each season for Tennessee from 2012-19.
- » Recorded a career-high 10 special teams tackles in 2013.

COLLEGE

- » Played four seasons (2008-11) at the University of Missouri in Columbia, Mo.
- » Started his career as a preferred walk-on and won the long snapping job as a freshman in 2008.
- » Appeared in 50 career games for the Tigers and helped Missouri kickers to make a combine 79-of-98 attempts (80.6 percent) and 210-of-212 (99.1 percent) of extra point attempts.

- » Was named the Tigers' 2011 Co-Special Teams Player of the Year as a senior after snapping in all 13 games and recording five special teams tackles.
- » Appeared in 11 games as a junior and helped the Tigers rank 14th in the nation in net punt.
- » In 2009, was named the Tigers' Special Teams Player of the Year after helping K Grant Ressel set an NCAA single-season kicking accuracy record for combined kicks, connecting on 26-of-27 field goals (96.3 percent) and 39-of-39 extra point attempts, and helped Missouri rank fourth in the nation in team net punting (40.5 avg.).
- » Named the Tigers' Walk-On Player of the Year as a freshman in 2008 after helping K Jeff Wolfert to a perfect 73-for-73 on extra point attempts. Also made three special teams tackles as a freshman.

PERSONAL

- » Attended Kearney (Mo.) High School where he lettered in both football and basketball.
- » Recorded 47 receptions for 750 yards (16.0 avg.) and eight touchdowns in his high school career.

TRANSACTIONS

- » Originally signed by the Tennessee Titans following the 2012 NFL Draft.
- » Re-signed by the Titans on March 8, 2015.
- » Re-signed by Tennessee on Sept. 6, 2019.
- » Released by the Titans on Nov. 3, 2020.
- » Signed to the Detroit Lions practice squad on Sept. 25, 2021.
- » Released from Detroit's practice squad on Sept. 27, 2021.
- » Signed to the Arizona Cardinals' practice squad on Nov. 12, 2021.
- » Released by Arizona on Dec. 14, 2021.
- » Signed to the Los Angeles Chargers practice squad on Dec. 28, 2021.
- » Released from the Chargers practice squad on Jan. 3, 2022.
- » Signed by the Chicago Bears on February 16, 2022.
- » Released by the Bears on March 17, 2022.
- » Signed by the Atlanta Falcons on April 4, 2022.

BEAU BRINKLEY'S NFL REGULAR SEASON STATISTICS

DATE	TEAM	GP	
2021	Cardinals	3	
Went from Detroit to Arizona .			
2021	Lions	0	
Went from Tennessee to Detroit .			
2021	Titans	0	
2021	TOTAL	3	
2020	Titans	7	
2019	Titans	16	
2018	Titans	16	
2017	Titans	16	
2016	Titans	16	
2015	Titans	16	
2014	Titans	16	
2013	Titans	16	
2012	Titans	16	
NFL TOTALS		138	

BEAU BRINKLEY'S NFL POSTSEASON STATISTICS

DATE	TEAM	GP	
2020	Titans	0	
2019	Titans	3	
2017	Titans	2	
NFL TOTALS		5	

BEAU BRINKLEY'S 2021 GXG REGULAR-SEASON STATISTICS (TITANS/LIONS/CARDINALS)

DATE	OPPONENT		W/L	SCORE
09/12	Cardinals	NOT ON ROSTER	L	13-38
09/19	at Seahawks	NOT ON ROSTER	W	33-30+
09/26	Colts	NOT ON ROSTER	W	25-16
Went from Titans to Lions .				
10/03	at Bears	PRACTICE SQUAD	L	14-24
10/10	at Vikings	PRACTICE SQUAD	L	17-19
10/17	Bengals	PRACTICE SQUAD	L	11-34
10/24	at Rams	PRACTICE SQUAD	L	19-28
10/31	Eagles	PRACTICE SQUAD	L	6-44
Went from Lions to Cardinals .				
11/14	Panthers	PRACTICE SQUAD	L	10-34
12/19	at Lions	NOT ON ROSTER	L	12-30
12/25	Colts	NOT ON ROSTER	L	16-22
01/02	at Cowboys	NOT ON ROSTER	W	25-22
01/09	Seahawks	NOT ON ROSTER	L	30-38
2021 TOTALS		0	3-10	

+ - Overtime

BEAU BRINKLEY'S 2020 GXG REGULAR-SEASON STATISTICS (TITANS)

DATE	OPPONENT		W/L	SCORE
09/14	at Broncos	P	W	16-14
09/20	Jaguars	P	W	33-30
09/27	at Vikings	P	W	31-30
10/13	Bills	P	W	42-16
10/18	Texans	P	W	42-36+
10/25	Steelers	P	L	24-27
11/01	at Bengals	P	L	20-31
11/08	Bears	DID NOT PLAY	W	24-17
11/12	Colts	DID NOT PLAY	L	17-34
11/22	at Ravens	NOT ON ROSTER	W	30-24+
11/29	at Colts	NOT ON ROSTER	W	45-26
12/06	Browns	NOT ON ROSTER	L	35-41
12/13	at Jaguars	NOT ON ROSTER	W	31-10
12/20	Lions	NOT ON ROSTER	W	46-25
12/27	at Packers	NOT ON ROSTER	L	14-40
01/03	at Texans	NOT ON ROSTER	W	41-38
2020 TOTALS	7		11-5	

+ - Overtime

BEAU BRINKLEY'S 2019 GXG REGULAR-SEASON STATISTICS (TITANS)

DATE	OPPONENT		W/L	SCORE
09/08	at Browns	P	W	43-13
09/15	Colts	P	L	17-19
09/19	at Jaguars	P	L	7-20
09/29	at Falcons	P	W	24-10
10/06	Bills	P	L	7-14
10/13	at Broncos	P	L	0-16
10/20	Chargers	P	W	23-20
10/27	Buccaneers	P	W	27-23
11/03	at Panthers	P	L	20-30
11/10	Chiefs	P	W	35-32
11/24	Jaguars	P	W	42-20
12/01	at Colts	P	W	31-17
12/08	at Raiders	P	W	42-21
12/15	Texans	P	L	21-24
12/22	Saints	P	L	28-38
12/29	at Texans	P	W	35-14
2019 TOTALS	16		9-7	

BEAU BRINKLEY'S 2020 GXG POSTSEASON STATISTICS (TITANS)

DATE	OPPONENT		W/L	SCORE
01/10	Ravens	NOT ON ROSTER	L	13-20
2020 TOTALS	0		0-1	

BEAU BRINKLEY'S 2019 GXG POSTSEASON STATISTICS (TITANS)

DATE	OPPONENT		W/L	SCORE
01/04	at Patriots	P	W	20-13
01/11	at Ravens	P	W	28-12
01/19	at Chiefs	P	L	24-35
2019 TOTALS	3		2-1	



DAMIERE BYRD

Wide Receiver

14

BIRTHDATE

01/27/93

HEIGHT

5'9"

WEIGHT

172 LBS

NFL EXP.

6 YRS

ACQUIRED

UFA - '22 (CHI)

HOMETOWN

SICKLERVILLE, N.J.

COLLEGE

SOUTH CAROLINA

CAREER

- » Prior to joining Atlanta, recorded 117 receptions for 1,421 yards (12.1 avg.) and five touchdowns in 61 games (24 starts) for the Panthers, Cardinals, Patriots and Bears.
- » Notched 26 receptions for 329 yards (12.7 avg.) and one touchdown - a 54-yard touchdown - for Chicago in 2021.
- » Set single-season career highs for reception (47) and receiving yards (604) for New England in 2020.
- » Registered 10 receptions for 105 yards (10.5 avg.) and a career-high two touchdowns and returned seven kickoffs for 229 yards (32.7 avg.) and one touchdown for Carolina in 2017.

COLLEGE

- » Played four seasons (2011-14) at the University of South Carolina.

- » Recorded 68 receptions for 1,265 yards and 10 touchdowns in 47 games (20 starts) for the Gamecocks.
- » Had nine receptions of 40-or-more yards in his collegiate career.
- » Also ran track at South Carolina.

PERSONAL

- » Attended Timber Creek Regional High School in Erial, N.J.
- » Finished with more than 1,500 scrimmage yards as a senior.
- » Won the National Indoor 60-meter track title as a senior with a time of 6.70.
- » Recorded the second-fastest 100-meter dash for high school track in New Jersey at 10.36.

TRANSACTIONS

- » Originally signed by the Carolina Panthers following the 2015 NFL Draft.
- » Waived by the Panthers on Sept. 5, 2015.
- » Signed to Carolina's practice squad on Sept. 6, 2015.
- » Released from Carolina's practice squad on Sept. 19, 2015.
- » Signed to the Panthers practice squad on Sept. 22, 2015.
- » Signed by Carolina on Feb. 9, 2016.
- » Waived by Carolina on Oct. 13, 2016.
- » Signed to the Panthers practice squad on Oct. 15, 2016.
- » Signed to Carolina's active roster on Dec. 29, 2016.
- » Re-signed by the Panthers on March 9, 2018.
- » Signed by the Arizona Cardinals as an unrestricted free agent on March 26, 2019.
- » Signed by the New England Patriots as an unrestricted free agent on March 18, 2020.
- » Signed by the Chicago Bears as an unrestricted free agent on May 4, 2021.

REGULAR SEASON COMPARISON: RECEIVING - NEW ORLEANS SAINTS

DATE	OPP	W/L	GP/GS	REC	YDS.	AVG.	TD	LG	TGTS	YAC
9/24/17	CAR vs. NO	L	P	0	0	0	0	0	1	0
12/3/17	CAR @ NO	L	P	1	12	12.0	0	12	2	11
10/27/19	ARZ @ NO	L	P	2	18	9.0	0	9	5	10
TOTALS		0/3	3/0	3	30	10.0	0	12	8	21

DAMIERE BYRD'S NFL REGULAR SEASON RUSHING/RECEIVING STATISTICS

DATE	TEAM	GP	GS	RECEIVING					RUSHING				
				NO.	YDS.	AVG.	LG	TD	NO.	YDS.	AVG.	LG	TD
2021	Bears	17	4	26	329	12.7	54t	1	0	0	0.0	0	0
2020	Patriots	16	14	47	604	12.9	42t	1	2	15	7.5	11	0
2019	Cardinals	11	3	32	359	11.2	58	1	0	0	0.0	0	0
2018	Panthers	8	0	1	8	8.0	8	0	0	0	0.0	0	0
2017	Panthers	8	3	10	105	10.5	31	2	1	12	12.0	12	0
2016	Panthers	1	0	1	16	16.0	16	0	0	0	0.0	0	0
NFL TOTALS		61	24	117	1,421	12.1	58	5	3	27	9.0	12	0

DAMIERE BYRD'S NFL POSTSEASON RUSHING/RECEIVING STATISTICS

DATE	TEAM	GP	GS	RECEIVING					RUSHING				
				NO.	YDS.	AVG.	LG	TD	NO.	YDS.	AVG.	LG	TD
2017	Panthers	0	0	0	0	0.0	0	0	0	0	0.0	0	0
NFL TOTALS		0	0	0	0	0.0	0	0	0	0	0.0	0	0

DAMIERE BYRD'S NFL REGULAR SEASON RETURN STATISTICS

DATE	TEAM	RET.	YDS.	AVG.	LG	TD	KICKOFF RETURNS				PUNT RETURNS			
							NO.	FC	YDS.	AVG.	LG	TD	NO.	FC
2021	Bears	0	0	0.0	0	0	1	0	0	0.0	0	0	0	
2020	Patriots	0	0	0.0	0	0	2	5	0	0.0	0	0	0	
2019	Cardinals	4	59	14.8	23	0	0	0	0	0.0	0	0	0	
2018	Panthers	2	34	17.0	22	0	11	5	104	9.5	30	0	0	
2017	Panthers	7	229	32.7	103t	1	1	0	9	9.0	9	0	0	
2016	Panthers	1	31	31.0	31	0	0	0	0	0.0	0	0	0	
NFL TOTALS		14	353	25.2	103T	1	15	10	113	7.5	30	0	0	

DAMIERE BYRD'S NFL POSTSEASON RETURN STATISTICS

DATE	TEAM	RET.	YDS.	AVG.	LG	TD	KICKOFF RETURNS				PUNT RETURNS			
							NO.	FC	YDS.	AVG.	LG	TD	NO.	FC
2017	Panthers	0	0	0.0	0	0	0	0	0	0.0	0	0	0	
NFL TOTALS		0	0	0.0	0	0	0	0	0	0.0	0	0	0	

DAMIERE BYRD'S SINGLE-GAME HIGHS: RUSHING/RECEIVING

Rush Attempts	1 vs. New York Jets, Jan 03, 2021 1 at Houston Texans, Nov 22, 2020 ...1 more at 1.	Longest Kickoff Return	103t vs. Tampa Bay Buccaneers, Dec 24, 2017 31 at Tampa Bay Buccaneers, Jan 01, 2017 25 vs. Green Bay Packers, Dec 17, 2017
Rushing Yards	12 at New England Patriots, Oct 01, 2017 11 at Houston Texans, Nov 22, 2020 4 vs. New York Jets, Jan 03, 2021	Kickoff Return TDs	1 vs. Tampa Bay Buccaneers, Dec 24, 2017
Longest Runs	12 at New England Patriots, Oct 01, 2017 11 at Houston Texans, Nov 22, 2020 4 vs. New York Jets, Jan 03, 2021	Fair Catches	2 vs. Las Vegas Raiders, Sep 27, 2020 2 at Seattle Seahawks, Sep 20, 2020 ...1 more at 2.
Receptions	7 at Los Angeles Rams, Dec 29, 2019 6 at Houston Texans, Nov 22, 2020 6 at Seattle Seahawks, Sep 20, 2020 ...2 more at 6.	Punt Return Yards	47 vs. Dallas Cowboys, Sep 09, 2018 21 vs. Baltimore Ravens, Oct 28, 2018 19 vs. Seattle Seahawks, Nov 25, 2018
Receiving Yards	132 at Houston Texans, Nov 22, 2020 86 vs. Cleveland Browns, Dec 15, 2019 80 at Kansas City Chiefs, Oct 05, 2020	Longest Punt Return	30 vs. Dallas Cowboys, Sep 09, 2018 17 vs. Baltimore Ravens, Oct 28, 2018 14 vs. Seattle Seahawks, Nov 25, 2018 ...1 more at 14.
Receiving Average	22.0 at Houston Texans, Nov 22, 2020 16.0 at Kansas City Chiefs, Oct 05, 2020 14.3 vs. Cleveland Browns, Dec 15, 2019	Punt Returns	3 vs. Dallas Cowboys, Sep 09, 2018 2 vs. Seattle Seahawks, Nov 25, 2018 2 vs. Baltimore Ravens, Oct 28, 2018
Longest Receptions	58 vs. Atlanta Falcons, Oct 13, 2019 54t at Green Bay Packers, Dec 12, 2021 51 vs. Cleveland Browns, Dec 15, 2019	Punt Return Average	15.7 vs. Dallas Cowboys, Sep 09, 2018
Receiving TDs	2 vs. Green Bay Packers, Dec 17, 2017 1 at Green Bay Packers, Dec 12, 2021 1 at Houston Texans, Nov 22, 2020 ...1 more at 1.	Kickoff Return Average	48.7 vs. Tampa Bay Buccaneers, Dec 24, 2017 14.8 at Baltimore Ravens, Sep 15, 2019
All-Purpose Yards	177 vs. Tampa Bay Buccaneers, Dec 24, 2017 143 at Houston Texans, Nov 22, 2020 104 at Baltimore Ravens, Sep 15, 2019	Special Teams Tackles	1 at Philadelphia Eagles, Oct 21, 2018 1 vs. New Orleans Saints, Sep 24, 2017
Kickoff Returns	4 at Baltimore Ravens, Sep 15, 2019 3 vs. Tampa Bay Buccaneers, Dec 24, 2017 2 at Detroit Lions, Nov 18, 2018 ...2 more at 2.	Most TDs	2 vs. Green Bay Packers, Dec 17, 2017 1 at Green Bay Packers, Dec 12, 2021 1 at Houston Texans, Nov 22, 2020 ...2 more at 1.
Kickoff Return Yards	146 vs. Tampa Bay Buccaneers, Dec 24, 2017 59 at Baltimore Ravens, Sep 15, 2019 45 vs. Green Bay Packers, Dec 17, 2017	Miscellaneous Tackles	1 at Seattle Seahawks, Sep 20, 2020 1 vs. Carolina Panthers, Sep 22, 2019 ...1 more at 1.

DAMIERE BYRD'S 100-YARD RECEIVING GAMES (1): REGULAR SEASON

DATE	TEAM	NO.	YDS.	AVG.	LG	TD
11/22/20	at Texans	6	132	22.0	42t	1

DAMIERE BYRD'S 2021 GXG REGULAR-SEASON STATISTICS (BEARS)

DATE	OPPONENT	P/S	RECEIVING					RUSHING					W/L	SCORE
			NO.	YDS.	AVG.	LG	TD	NO.	YDS.	AVG.	LG	TD		
09/12	at Rams	P	3	19	6.3	10	0	0	0	0.0	0	0	L	14-34
09/19	Bengals	P	0	0	0.0	0	0	0	0	0.0	0	0	W	20-17
09/26	at Browns	P	0	0	0.0	0	0	0	0	0.0	0	0	L	6-26
10/03	Lions	P	0	0	0.0	0	0	0	0	0.0	0	0	W	24-14
10/10	at Raiders	P	0	0	0.0	0	0	0	0	0.0	0	0	W	20-9
10/17	Packers	P	0	0	0.0	0	0	0	0	0.0	0	0	L	14-24
10/24	at Buccaneers	S	1	10	10.0	10	0	0	0	0.0	0	0	L	3-38
10/31	49ers	P	0	0	0.0	0	0	0	0	0.0	0	0	L	22-33
11/08	at Steelers	P	0	0	0.0	0	0	0	0	0.0	0	0	L	27-29
11/21	Ravens	P	1	3	3.0	3	0	0	0	0.0	0	0	L	13-16
11/25	at Lions	S	4	42	10.5	19	0	0	0	0.0	0	0	W	16-14
12/05	Cardinals	P	3	36	12.0	19	0	0	0	0.0	0	0	L	22-33
12/12	at Packers	P	2	76	38.0	54t	1	0	0	0.0	0	0	L	30-45
12/20	Vikings	S	5	62	12.4	17	0	0	0	0.0	0	0	L	9-17
12/26	at Seahawks	S	1	11	11.0	11	0	0	0	0.0	0	0	W	25-24
01/02	Giants	P	1	23	23.0	23	0	0	0	0.0	0	0	W	29-3
01/09	at Vikings	P	5	47	9.4	14	0	0	0	0.0	0	0	L	17-31
2021 TOTALS		17-4	26	329	12.7	54T	1	0	0	0.0	0	0	6-11	

DAMIERE BYRD'S 2020 GXG REGULAR-SEASON STATISTICS (PATRIOTS)

DATE	OPPONENT	P/S	RECEIVING					RUSHING					W/L	SCORE
			NO.	YDS.	AVG.	LG	TD	NO.	YDS.	AVG.	LG	TD		
09/13	Dolphins	S	0	0	0.0	0	0	0	0	0.0	0	0	W	21-11
09/20	at Seahawks	P	6	72	12.0	20	0	0	0	0.0	0	0	L	30-35
09/27	Raiders	S	3	27	9.0	23	0	0	0	0.0	0	0	W	36-20
10/05	at Chiefs	S	5	80	16.0	30	0	0	0	0.0	0	0	L	10-26
10/18	Broncos	S	3	38	12.7	19	0	0	0	0.0	0	0	L	12-18
10/25	49ers	P	1	16	16.0	16	0	0	0	0.0	0	0	L	6-33
11/01	at Bills	S	3	39	13.0	22	0	0	0	0.0	0	0	L	21-24
11/09	at Jets	S	5	65	13.0	31	0	0	0	0.0	0	0	W	30-27
11/15	Ravens	S	0	0	0.0	0	0	0	0	0.0	0	0	W	23-17
11/22	at Texans	S	6	132	22.0	42t	1	1	11	11.0	11	0	L	20-27
11/29	Cardinals	S	3	33	11.0	17	0	0	0	0.0	0	0	W	20-17
12/06	at Chargers	S	2	16	8.0	9	0	0	0	0.0	0	0	W	45-0
12/10	at Rams	S	5	48	9.6	25	0	0	0	0.0	0	0	L	3-24
12/20	at Dolphins	S	3	24	8.0	23	0	0	0	0.0	0	0	L	12-22
12/28	Bills	S	1	7	7.0	7	0	0	0	0.0	0	0	L	9-38
01/03	Jets	S	1	7	7.0	7	0	1	4	4.0	4	0	W	28-14
2020 TOTALS	16-14		47	604	12.9	42T	1	2	15	7.5	11	0		7-9

DAMIERE BYRD'S 2019 GXG REGULAR-SEASON STATISTICS (CARDINALS)

DATE	OPPONENT	P/S	RECEIVING					RUSHING					W/L	SCORE
			NO.	YDS.	AVG.	LG	TD	NO.	YDS.	AVG.	LG	TD		
09/08	Lions	S	4	42	10.5	19	0	0	0	0.0	0	0	T	27-27+
09/15	at Ravens	S	6	45	7.5	13	0	0	0	0.0	0	0	L	17-23
09/22	Panthers	S	2	9	4.5	11	0	0	0	0.0	0	0	L	20-38
09/29	Seahawks												L	10-27
10/06	at Bengals												W	26-23
10/13	Falcons	P	2	60	30.0	58	0	0	0	0.0	0	0	W	34-33
10/20	at Giants	P	1	4	4.0	4	0	0	0	0.0	0	0	W	27-21
10/27	at Saints	P	2	18	9.0	9	0	0	0	0.0	0	0	L	9-31
10/31	49ers												L	25-28
11/10	at Buccaneers												L	27-30
11/17	at 49ers												L	26-36
12/01	Rams	P	0	0	0.0	0	0	0	0	0.0	0	0	L	7-34
12/08	Steelers	P	1	10	10.0	10	0	0	0	0.0	0	0	L	17-23
12/15	Browns	P	6	86	14.3	51	0	0	0	0.0	0	0	W	38-24
12/22	at Seahawks	P	1	11	11.0	11	0	0	0	0.0	0	0	W	27-13
12/29	at Rams	P	7	74	10.6	33	1	0	0	0.0	0	0	L	24-31
2019 TOTALS	11-3		32	359	11.2	58	1	0	0	0.0	0	0	5-10-1	

+ - Overtime



LORENZO CARTER

Outside Linebacker

9

BIRTHDATE

12/10/95

HEIGHT

6'5"

WEIGHT

264 LBS

NFL EXP.

1 YRS

ACQUIRED

UFA -'22 (NYG)

HOMETOWN

NORCROSS, GA.

COLLEGE

GEORGIA

CAREER

- » Has tallied 149 total tackles (92 solo), 14.5 sacks, 35 quarterback hits, 21 tackles for loss and three forced fumbles for the Giants in 49 games (33 starts) over four NFL seasons.
- » Set single-season career highs for total tackles (50), sacks (5.0) and forced fumbles (two) in 14 games in 2021.
- » Recorded at least 1.0 sack in each of the final four games of the 2021 season.
- » Registered 15 total tackles (11 solo), 1.0 sack and two tackles for loss in five games (five starts) in 2020.
- » Finished with 45 total tackles (25 solo), 4.5 sacks, six tackles for loss, 13 quarterback hits, five passes defended and one forced fumble in 15 games (12 starts) for the Giants in 2019.
- » As a rookie, notched 39 total tackles (28 solo), 4.0 sacks, 10 quarterback hits, seven tackles for loss and two special teams tackles in 15 games (two starts). His 4.0 sacks tied for the 10th-most among rookies in 2018.

- » Notched 165 total tackles (82 solo), 14.0 sacks, 20.5 tackles for loss, seven forced fumbles, six fumble recoveries - including one returned for a touchdown - and 54 quarterback pressures in 54 games (26 starts) for the Bulldogs.
- » His 14.0 sacks tied him with Mo Lewis (1987-90) for the 15th-most career sacks in program history.
- » Tallied a career-high 10 total tackles vs. Oklahoma in the 2018 Rose Bowl and blocked a field goal in double overtime, leading to the Bulldogs win.

PERSONAL

- » Attended Norcross (Ga.) High School and played for head coach Keith Maloof.
- » Finished his senior season with 132 tackles, 40 tackles for loss and 6.0 sacks and led his team to a 13-2 record and a state championship.
- » Was named to the Atlanta Journal-Constitution's 2013 Super 11 and Class AAAAAA All State team and was named an American Family Insurance USA Today All-USA First Team.
- » Served as the captain of the Team of Teams group that partnered with United Way of NYC's EducateNYC program throughout the 2020 season to support educational equity in Brownsville, Brooklyn.
- » Majored in psychology at Georgia.

COLLEGE

- » Played four seasons (2014-17) at the University of Georgia.

TRANSACTIONS

- » Selected by the New York Giants in the third round (66th overall) of the 2018 NFL Draft.
- » Signed by the Atlanta Falcons as an unrestricted free agent on March 22, 2022.

REGULAR SEASON COMPARISON: DEFENSIVE - NEW ORLEANS SAINTS

DATE	OPP	W/L	GP/GS	TACKLES						MISC						
				TOT	SOLO	ASST	SACK	YDS.	INT	TFL	PD	QBH	TD	FF	FR	
9/30/18	NYG vs. NO	L	P	4	2	2	0.0	0.0	0	0	0	0	0	0	0	0
10/3/21	NYG @ NO	W	S	4	0	4	0.0	0.0	0	0	0	0	0	0	0	0
TOTALS		1/1	2/1	8	2	6	0.0	0.0	0	0	0	0	0	0	0	0

LORENZO CARTER'S NFL REGULAR SEASON DEFENSIVE STATISTICS

DATE	TEAM	GP	TACKLES										INTERCEPTIONS					FUMBLES					ST				MISC				
			GS	TK	S	A	TFL	YDS	SK	YDS	QBH	NO	YDS	LG	TD	PD	FF	FR	TD	YDS	TK	S	A	FF	FR	S	A	FF	FR	S	A
2021	Giants	14	14	50	28	22	6	14	5.0	16.0	8	1	1	1	0	5	2	1	0	0	0	0	0	0	0	0	0	0	0	0	0
2020	Giants	5	5	15	11	4	2	8	1.0	5.0	4	0	0	0	0	1	0	0	0	0	0	0	0	0	0	0	0	0	0	0	
2019	Giants	15	12	45	25	20	6	24	4.5	19.5	13	0	0	0	0	5	1	0	0	0	0	0	0	0	0	0	0	0	0	0	
2018	Giants	15	2	39	28	11	7	22	4.0	19.0	10	0	0	0	0	4	0	0	0	0	0	0	0	4	2	2	0	0	0	0	
NFL TOTALS		49	33	149	92	57	21	68	14.5	59.5	35	1	1	1	0	15	3	1	0	0	4	2	2	0	0	0	0	0	0		

LORENZO CARTER'S SINGLE-GAME HIGHS: DEFENSIVE

- | | | |
|---|--|--|
| <p>Total Tackles 9 vs. Washington Football Team, Jan 09, 2022
7 vs. Pittsburgh Steelers, Sep 14, 2020
7 at San Francisco 49ers, Nov 12, 2018</p> <p>Solo Tackles 6 vs. Washington Football Team, Jan 09, 2022
6 at San Francisco 49ers, Nov 12, 2018
5 at Chicago Bears, Jan 02, 2022</p> <p>Sacks 2.0 vs. Dallas Cowboys, Dec 19, 2021
1.0 vs. Washington Football Team, Jan 09, 2022
1.0 at Chicago Bears, Jan 02, 2022
...10 more at 1.0.</p> <p>Passes Defensed 1 vs. Washington Football Team, Jan 09, 2022
1 at Chicago Bears, Jan 02, 2022
...13 more at 1.</p> <p>Forced Fumbles 1 at Philadelphia Eagles, Dec 26, 2021
1 vs. Dallas Cowboys, Dec 19, 2021
...1 more at 1.</p> | <p>Fumble Recoveries 1 vs. Atlanta Falcons, Sep 26, 2021</p> <p>Tackles For Loss 3 at San Francisco 49ers, Nov 12, 2018
2 at Chicago Bears, Jan 02, 2022
2 vs. Dallas Cowboys, Dec 19, 2021
...1 more at 2.
1 at Dallas Cowboys, Oct 10, 2021</p> <p>Interceptions 1 at Dallas Cowboys, Oct 10, 2021</p> <p>Interception Return Yards 1 at Indianapolis Colts, Dec 23, 2018
1 vs. Tampa Bay Buccaneers, Nov 18, 2018
...2 more at 1.</p> | |
|---|--|--|

LORENZO CARTER'S 2021 6X6 REGULAR-SEASON STATISTICS (GIANTS)

DATE	OPPONENT	P/S	TACKLES										INTERCEPTIONS					FUMBLES					ST				MISC			
			TK	S	A	SK	YDS	TFL	YDS	QBH	NO	YDS	LG	TD	PD	FF	FR	TD	YDS	TK	S	A	FF	FR	S	A	W/L	SCORE		
09/12	Broncos		NOT ON ROSTER																							L	13-27			
09/16	at Football Team	S	4	2	2	0	0	0	0	0	1	0	0	0	0	0	0	0	0	0	0	0	0	0	0	0	L	29-30		
09/26	Falcons	S	1	1	0	0	0	0	1	1	0	0	0	0	0	0	0	0	0	0	0	0	0	0	0	L	14-17			
10/03	at Saints	S	4	0	4	0	0	0	0	0	0	0	0	0	0	0	0	0	0	0	0	0	0	0	0	W	27-21+			
10/10	at Cowboys	S	2	1	1	0	0	0	0	0	0	1	1	1	0	1	0	0	0	0	0	0	0	0	0	L	20-44			
10/17	Rams	S	1	1	0	0	0	0	0	0	0	0	0	0	0	0	0	0	0	0	0	0	0	0	0	L	11-38			
10/24	Panthers	S	4	2	2	0	0	0	0	0	0	0	0	0	0	0	0	0	0	0	0	0	0	0	0	W	25-3			
11/01	at Chiefs		ON INACTIVE LIST																							L	17-20			
11/07	Raiders		ON INACTIVE LIST																							W	23-16			
11/22	at Buccaneers		ON INACTIVE LIST																							L	10-30			
11/28	Eagles	S	1	1	0	0	0	0	0	0	0	0	0	0	0	0	0	0	0	0	0	0	0	0	0	W	13-7			
12/05	at Dolphins	S	3	2	1	0	0	0	0	0	0	0	0	0	0	0	0	0	0	0	0	0	0	0	0	L	9-20			
12/12	at Chargers	S	4	1	3	0	0	0	0	0	1	0	0	0	0	0	0	0	0	0	0	0	0	0	0	L	21-37			
12/19	Cowboys	S	4	3	1	2	0	2	3	3	1	0	0	0	0	1	1	0	0	0	0	0	0	0	0	L	6-21			
12/26	at Eagles	S	3	2	1	1	0	5	0	0	1	0	0	0	0	1	1	0	0	0	0	0	0	0	0	L	10-34			
01/02	at Bears	S	6	5	1	1	0	2	0	2	3	1	0	0	0	0	1	0	0	0	0	0	0	0	0	L	3-29			
01/09	Football Team	S	9	6	3	1	0	7	0	1	7	1	0	0	0	0	1	0	0	0	0	0	0	0	0	L	7-22			
2021 TOTALS		13-13	46	27	19	5	0	16	6	14	8	1	1	1	0	5	2	1	0	0	0	0	0	0	0	0	4	13		

+ - Overtime

LORENZO CARTER'S 2020 GXG REGULAR-SEASON STATISTICS (GIANTS)

		TACKLES								INTERCEPTIONS				FUMBLES			ST		MISC										
DATE	OPPONENT	P/S	TK	S	A	SK	YDS	TFL	YDS	QBH	NO	YDS	LG	TD	PD	FF	FR	TD	YDS	TK	S	A	FF	FR	S	A	W/L	SCORE	
09/14	Steelers	S	7	4	3	0.0	0.0	0	0	1	0	0	0	0	0	0	0	0	0	0	0	0	0	0	0	0	0	L	16-26
09/20	at Bears	S	4	4	0	1.0	5.0	1	5	1	0	0	0	0	0	0	0	0	0	0	0	0	0	0	0	0	L	13-17	
09/27	49ers	S	2	2	0	0.0	0.0	1	3	1	0	0	0	0	1	0	0	0	0	0	0	0	0	0	0	0	L	9-36	
10/04	at Rams	S	2	1	1	0.0	0.0	0	0	0	0	0	0	0	0	0	0	0	0	0	0	0	0	0	0	0	L	9-17	
10/11	at Cowboys	S	0	0	0	0.0	0.0	0	0	1	0	0	0	0	0	0	0	0	0	0	0	0	0	0	0	0	L	34-37	
10/18	Football Team		ON INACTIVE LIST																W	20-19									
10/22	at Eagles		DID NOT PLAY																L	21-22									
11/02	Buccaneers		DID NOT PLAY																L	23-25									
11/08	at Football Team		DID NOT PLAY																W	23-20									
11/15	Eagles		DID NOT PLAY																W	27-17									
11/29	at Bengals		DID NOT PLAY																W	19-17									
12/06	at Seahawks		INJURED RESERVE																W	17-12									
12/13	Cardinals		NOT ON ROSTER																L	7-26									
12/20	Browns		NOT ON ROSTER																L	6-20									
12/27	at Ravens		NOT ON ROSTER																L	13-27									
01/03	Cowboys		NOT ON ROSTER																W	23-19									
2020 TOTALS		5-5	15	11	4	1.0	5.0	2	8	4	0	0	0	0	1	0	0	0	0	0	0	0	0	0	0	0	6-10		

LORENZO CARTER'S 2019 GXG REGULAR-SEASON STATISTICS (GIANTS)

		TACKLES								INTERCEPTIONS				FUMBLES			ST		MISC									
DATE	OPPONENT	P/S	TK	S	A	SK	YDS	TFL	YDS	QBH	NO	YDS	LG	TD	PD	FF	FR	TD	YDS	TK	S	A	FF	FR	S	A	W/L	SCORE
09/08	at Cowboys	S	2	1	1	0.0	0.0	0	0	1	0	0	0	0	1	0	0	0	0	0	0	0	0	0	0	0	L	17-35
09/15	Bills	S	5	2	3	0.5	3.5	0	0	2	0	0	0	0	0	0	0	0	0	0	0	0	0	0	0	0	L	14-28
09/22	at Buccaneers	S	5	4	1	0.0	0.0	0	0	1	0	0	0	0	0	0	0	0	0	0	0	0	0	0	0	0	W	32-31
09/29	Redskins	S	2	0	2	0.0	0.0	0	0	0	0	0	0	0	0	0	0	0	0	0	0	0	0	0	0	0	W	24-3
10/06	Vikings		INACTIVE																L	10-28								
10/10	at Patriots	P	3	3	0	1.0	10.0	0	0	2	0	0	0	0	0	1	0	0	0	0	0	0	0	0	0	0	L	14-35
10/20	Cardinals	S	3	1	2	0.0	0.0	0	0	0	0	0	0	0	1	0	0	0	0	0	0	0	0	0	0	0	L	21-27
10/27	at Lions	S	6	3	3	1.0	2.0	2	8	1	0	0	0	0	0	0	0	0	0	0	0	0	0	0	0	0	L	26-31
11/04	Cowboys	S	4	3	1	0.0	0.0	1	5	1	0	0	0	0	0	0	0	0	0	0	0	0	0	0	0	0	L	18-37
11/10	at Jets	P	3	1	2	0.0	0.0	0	0	0	0	0	0	0	0	0	0	0	0	0	0	0	0	0	0	0	L	27-34
11/24	at Bears	S	4	2	2	1.0	1.0	1	1	1	0	0	0	0	1	0	0	0	0	0	0	0	0	0	0	0	L	14-19
12/01	Packers	S	1	1	0	0.0	0.0	0	0	0	0	0	0	0	0	0	0	0	0	0	0	0	0	0	0	0	L	13-31
12/09	at Eagles	S	1	1	0	0.0	0.0	0	0	0	0	0	0	0	0	0	0	0	0	0	0	0	0	0	0	0	L	17-23+
12/15	Dolphins	P	1	0	1	0.0	0.0	0	0	0	0	0	0	0	1	0	0	0	0	0	0	0	0	0	0	0	W	36-20
12/22	at Redskins	S	3	1	2	1.0	3.0	1	3	3	0	0	0	0	1	0	0	0	0	0	0	0	0	0	0	0	W	41-35+
12/29	Eagles	S	2	2	0	0.0	0.0	1	7	1	0	0	0	0	0	0	0	0	0	0	0	0	0	0	0	0	L	17-34
2019 TOTALS		15-12	45	25	20	4.5	19.5	6	24	13	0	0	0	0	5	1	0	0	0	0	0	0	0	0	0	0	4-12	

+ - Overtime



DREW DALMAN

Offensive Lineman

67

BIRTHDATE
10/15/98

HEIGHT
6'3"

WEIGHT
305 LBS

NFL EXP.
2 YRS

ACQUIRED
D4b '21

HOMETOWN
SALINAS, CALIF.

COLLEGE
STANFORD

CAREER

- » Appeared in all 17 games as a rookie in 2021.

COLLEGE

- » Played four seasons (2017-20) at Stanford University.
- » Started 22-of-25 games (20 at center, two at guard) over four years for the Cardinal.
- » Did not allow a single pressure as a senior, fortifying a Stanford offensive line that did not allow a sack all season in 2020.
- » Earned first-team All-Pac 12 honors as a senior and was named team captain.
- » Started all 12 games at center as a junior in 2019 and was

named second-team All-Pac 12.

- » Appeared in seven games (four starts) as a sophomore in 2018, earned Pac-12 All-Academic first-team honors.

PERSONAL

- » Attended Palma (Calif.) High School where he lettered in football and track.
- » Father, Chris, played football at Stanford and professionally for the San Francisco 49ers (won Super Bowl XXIX), and coached for Stanford, the Atlanta Falcons and the 49ers.
- » Grandfather, Buck Dalman, played football for the Santa Cruz Seahawks
- » Sister, Kate, works in the Stanford Football program.

TRANSACTIONS

- » Selected by the Atlanta Falcons in the fourth round (114th overall) of the 2021 NFL Draft.

DREW DALMAN'S NFL REGULAR SEASON STATISTICS

DATE	TEAM	GP	GS
2021	Falcons	17	0
NFL TOTALS		17	0

DREW DALMAN'S 2021 GXG REGULAR-SEASON STATISTICS (FALCONS)

DATE	OPPONENT	P/S	W/L	SCORE
09/12	Eagles	P	L	6-32
09/19	at Buccaneers	P	L	25-48
09/26	at Giants	P	W	17-14
10/03	Football Team	P	L	30-34
10/10	Jets	P	W	27-20
10/24	at Dolphins	P	W	30-28
10/31	Panthers	P	L	13-19
11/07	at Saints	P	W	27-25
11/14	at Cowboys	P	L	3-43
11/18	Patriots	P	L	0-25
11/28	at Jaguars	P	W	21-14
12/05	Buccaneers	P	L	17-30
12/12	at Panthers	P	W	29-21
12/19	at 49ers	P	L	13-31
12/26	Lions	P	W	20-16
01/02	at Bills	P	L	15-29
01/09	Saints	P	L	20-30
2021 TOTALS		17-0	7-10	



FRANK DARBY

Wide Receiver

88

BIRTHDATE

09/08/97

HEIGHT

6'1"

WEIGHT

199 LBS

NFL EXP.

2 YRS

ACQUIRED

PS-'22

HOMETOWN

JERSEY CITY, N.J.

COLLEGE

ARIZONA STATE

CAREER

- » Played in 10 games recording one reception for 14 yards as a rookie in 2021.
- » Recorded his first career reception for 14 yards in Week 10 vs. Cowboys last season.

COLLEGE

- » Darby played 40 career games at Arizona State, totaling 67 receptions for 1,317 yards and 13 touchdowns.

- » In 2020, Darby posted six receptions for 46 yards and one touchdown in three games as he was limited due to injury.
- » Is the third consecutive Sun Devil receiver to be drafted (N'Keal Harry and Brandon Aiyuk both first-round picks)

PERSONAL

- » As a senior at Lincoln High School, he picked up 957 receiving yards and 10 touchdowns on 35 receptions on the way to first-team all-state honors, Lincoln High's first recipient in four decades

TRANSACTIONS

- » Selected by the Atlanta Falcons in the sixth round (187th overall) of the 2021 NFL Draft.
- » Waived by the Falcons on Aug. 30, 2022.
- » Signed to Atlanta's practice squad on Aug. 31, 2022.

FRANK DARBY'S NFL REGULAR SEASON RUSHING/RECEIVING STATISTICS

DATE	TEAM	RECEIVING							RUSHING				
		GP	GS	NO.	YDS.	AVG.	LG	TD	NO.	YDS.	AVG.	LG	TD
2021	Falcons	10	0	1	14	14.0	14	0	0	0	0.0	0	0
NFL TOTALS		10	0	1	14	14.0	14	0	0	0	0.0	0	0

FRANK DARBY'S NFL REGULAR SEASON RETURN STATISTICS

DATE	TEAM	KICKOFF RETURNS					PUNT RETURNS					
		RET.	YDS.	AVG.	LG	TD	NO.	FC	YDS.	AVG.	LG	TD
2021	Falcons	0	0	0.0	0	0	0	0	0	0.0	0	0
NFL TOTALS		0	0	0.0	0	0	0	0	0	0.0	0	0

FRANK DARBY'S SINGLE-GAME HIGHS: RECEIVING

Receptions 1 at Dallas Cowboys, Nov 14, 2021
Receiving Yards 14 at Dallas Cowboys, Nov 14, 2021
Longest Receptions 14 at Dallas Cowboys, Nov 14, 2021

All-Purpose Yards 14 at Dallas Cowboys, Nov 14, 2021
Special Teams Tackles 1 at Jacksonville Jaguars, Nov 28, 2021

FRANK DARBY'S 2021 GXG REGULAR-SEASON STATISTICS (FALCONS)

DATE	OPPONENT	P/S	RECEIVING					RUSHING					W/L	SCORE
			NO.	YDS.	AVG.	LG	TD	NO.	YDS.	AVG.	LG	TD		
09/12	Eagles		ON INACTIVE LIST										L	6-32
09/19	at Buccaneers		ON INACTIVE LIST										L	25-48
09/26	at Giants		ON INACTIVE LIST										W	17-14
10/03	Football Team		DID NOT PLAY (NON-INJURY)										L	30-34
10/10	Jets	P	0	0	0.0	0	0	0	0	0.0	0	0	W	27-20
10/24	at Dolphins		ON INACTIVE LIST										W	30-28
10/31	Panthers		DID NOT PLAY (NON-INJURY)										L	13-19
11/07	at Saints	P	0	0	0.0	0	0	0	0	0.0	0	0	W	27-25
11/14	at Cowboys	P	1	14	14.0	14	0	0	0	0.0	0	0	L	3-43
11/18	Patriots	P	0	0	0.0	0	0	0	0	0.0	0	0	L	0-25
11/28	at Jaguars	P	0	0	0.0	0	0	0	0	0.0	0	0	W	21-14
12/05	Buccaneers	P	0	0	0.0	0	0	0	0	0.0	0	0	L	17-30
12/12	at Panthers	P	0	0	0.0	0	0	0	0	0.0	0	0	W	29-21
12/19	at 49ers	P	0	0	0.0	0	0	0	0	0.0	0	0	L	13-31
12/26	Lions	P	0	0	0.0	0	0	0	0	0.0	0	0	W	20-16
01/02	at Bills	P	0	0	0.0	0	0	0	0	0.0	0	0	L	15-29
01/09	Saints		ON INACTIVE LIST										L	20-30
2021 TOTALS	10-0		1	14	14.0	14	0	0	0	0.0	0	0	7-10	



MARLON DAVIDSON

Defensive Lineman

90

BIRTHDATE
05/11/98

HEIGHT
6'3"

WEIGHT
278 LBS

NFL EXP.
3 YRS

ACQUIRED
D2 '20

HOMETOWN
GREENVILLE, ALA.

COLLEGE
AUBURN

CAREER

- » Has played in 19 career games (one start) recording 29 total tackles (14 solo), one tackle for loss, 1.0 sacks, one quarterback hit, one interception, two passes defended and one fumble recovery.
- » Played in 11 games (one start) totaling 21 total tackles (12 solo), 1.0 sack, one tackle for loss, one quarterback hit, one interception, one pass defended and one fumble recovery in 2021.
- » Posted his first career sack against QB Tom Brady in Week 2 at Tampa Bay in 2021.
- » Recorded his first career interception and returned it three yards for a touchdown in Week 13 of the 2021 season against the Buccaneers, becoming the first Falcons defensive lineman to record an interception since Jack Crawford in Week 16 of the 2018 season and the first defensive lineman to return an interception for a touchdown for Atlanta since Osi Umenyiora in Week 2 of

the 2013 season.

- » Recorded eight total tackles (two solo) and one pass defended in eight games as a rookie in 2020.

COLLEGE

- » Played in 51 games with 175 tackles (90 solo), 29.5 tackles for loss, 17.0 sacks, nine passes defended, four forced fumbles, three blocks and four fumble recoveries.
- » In 2019, he posted season-highs 48 tackles, 7.5 sacks and two forced fumbles.
- » Second-team All-America and first-team All-SEC (2019).
- » SEC all-freshman team (2016).

PERSONAL

- » Attended Greenville High School in Greenville, Alabama.
- » His brother played football at Auburn University.

TRANSACTIONS

- » Selected by the Atlanta Falcons in the second round (47th overall) of the 2020 NFL Draft.

REGULAR SEASON COMPARISON: DEFENSIVE - NEW ORLEANS SAINTS

DATE	OPP	W/L	GP/GS	TACKLES							MISC						
				TOT	SOLO	ASST	SACK	YDS.	INT	TFL	PD	QBH	TD	FF	FR		
11/7/21	ATL @ NO	W	S	2	1	1	0.0	0.0	0	0	0	0	0	0	0	0	
1/9/22	ATL vs. NO	L	P	2	1	1	0.0	0.0	0	0	0	0	0	0	0	0	
TOTALS		1/1	2/1	4	2	2	0.0	0.0	0	0	0	0	0	0	0	0	

MARLON DAVIDSON'S NFL REGULAR SEASON DEFENSIVE STATISTICS

DATE	TEAM	GP	GS	TK	S	TACKLES					INTERCEPTIONS					FUMBLES					ST		MISC						
						A	TFL	YDS	SK	YDS	QBH	NO	YDS	LG	TD	PD	FF	FR	TD	YDS	TK	S	A	FF	FR	S	A		
2021	Falcons	11	1	21	12	9	1	8	1.0	8.0	1	1	3	3t	1	1	0	1	0	0	0	0	0	0	0	0	0	0	0
2020	Falcons	8	0	8	2	6	0	0	0.0	0.0	0	0	0	0	0	1	0	0	0	0	0	0	0	0	0	0	0	0	0
NFL TOTALS		19	1	29	14	15	1	8	1.0	8.0	1	1	3	3T	1	2	0	1	0	0	0	0	0	0	0	0	0	0	0

MARLON DAVIDSON'S SINGLE-GAME HIGHS: DEFENSIVE

Total Tackles	4 vs. Carolina Panthers, Oct 31, 2021 4 vs. Las Vegas Raiders, Nov 29, 2020 ...1 more at 4.	Fumble Recoveries	1 at Jacksonville Jaguars, Nov 28, 2021
Solo Tackles	3 vs. Carolina Panthers, Oct 31, 2021 2 at Dallas Cowboys, Nov 14, 2021 2 at New York Giants, Sep 26, 2021 ...1 more at 2.	Tackles For Loss	1 at Tampa Bay Buccaneers, Sep 19, 2021
Sacks	1.0 at Tampa Bay Buccaneers, Sep 19, 2021	Interceptions	1 vs. Tampa Bay Buccaneers, Dec 05, 2021
Passes Defensed	1 vs. Tampa Bay Buccaneers, Dec 05, 2021 1 vs. Carolina Panthers, Oct 11, 2020	Interception Return Yards	3 vs. Tampa Bay Buccaneers, Dec 05, 2021

MARLON DAVIDSON'S 2021 GXG REGULAR-SEASON STATISTICS (FALCONS)

DATE	OPPONENT	P/S	TACKLES							INTERCEPTIONS				FUMBLES			ST			MISC		W/L	SCORE																								
			TK	S	A	SK	YDS	TFL	YDS	QBH	NO	YDS	LG	TD	PD	FF	FR	TD	YDS	TK	S			A	FF	FR	S	A																			
09/12	Eagles	P	3	1	2	0.0	0.0	0	0	0	0	0	0	0	0	0	0	0	0	0	0	0	0	0	0	0	L	6-32																			
09/19	at Buccaneers	P	2	1	1	1.0	8.0	1	8	1	0	0	0	0	0	0	0	0	0	0	0	0	0	0	0	L	25-48																				
09/26	at Giants	P	3	2	1	0.0	0.0	0	0	0	0	0	0	0	0	0	0	0	0	0	0	0	0	0	0	W	17-14																				
10/03	Football Team		ON INACTIVE LIST																																												
10/10	Jets		ON INACTIVE LIST																																												
10/24	at Dolphins	P	2	1	1	0.0	0.0	0	0	0	0	0	0	0	0	0	0	0	0	0	0	0	0	0	0	0	W	30-28																			
10/31	Panthers	P	4	3	1	0.0	0.0	0	0	0	0	0	0	0	0	0	0	0	0	0	0	0	0	0	0	0	L	13-19																			
11/07	at Saints	S	2	1	1	0.0	0.0	0	0	0	0	0	0	0	0	0	0	0	0	0	0	0	0	0	0	0	W	27-25																			
11/14	at Cowboys	P	3	2	1	0.0	0.0	0	0	0	0	0	0	0	0	0	0	0	0	0	0	0	0	0	0	0	L	3-43																			
11/18	Patriots		INACTIVE																																												
11/28	at Jaguars	P	0	0	0	0.0	0.0	0	0	0	0	0	0	0	0	1	0	0	0	0	0	0	0	0	0	0	W	21-14																			
12/05	Buccaneers	P	0	0	0	0.0	0.0	0	0	0	0	1	3	3	1	1	0	0	0	0	0	0	0	0	0	0	L	17-30																			
12/12	at Panthers	P	0	0	0	0.0	0.0	0	0	0	0	0	0	0	0	0	0	0	0	0	0	0	0	0	0	0	W	29-21																			
12/19	at 49ers		ON INACTIVE LIST																																												
12/26	Lions		RESERVE/COVID-19																																												
01/02	at Bills		RESERVE/COVID-19																																												
01/09	Saints	P	2	1	1	0.0	0.0	0	0	0	0	0	0	0	0	0	0	0	0	0	0	0	0	0	0	0	L	20-30																			
2021 TOTALS		11-1	21	12	9	1.0	8.0	1	8	1	1	3	3	1	1	0	1	0	0	0	0	0	0	0	0	0	7-10																				

MARLON DAVIDSON'S 2020 GXG REGULAR-SEASON STATISTICS (FALCONS)

DATE	OPPONENT	P/S	TACKLES							INTERCEPTIONS				FUMBLES			ST			MISC		W/L	SCORE																										
			TK	S	A	SK	YDS	TFL	YDS	QBH	NO	YDS	LG	TD	PD	FF	FR	TD	YDS	TK	S			A	FF	FR	S	A																					
09/13	Seahawks		ON INACTIVE LIST																																														
09/20	at Cowboys		ON INACTIVE LIST																																														
09/27	Bears	P	4	2	2	0.0	0.0	0	0	0	0	0	0	0	0	0	0	0	0	0	0	0	0	0	0	0	L	26-30																					
10/05	at Packers	P	0	0	0	0.0	0.0	0	0	0	0	0	0	0	0	0	0	0	0	0	0	0	0	0	0	0	L	16-30																					
10/11	Panthers	P	0	0	0	0.0	0.0	0	0	0	0	0	0	0	1	0	0	0	0	0	0	0	0	0	0	0	L	16-23																					
10/18	at Vikings		RESERVE/COVID-19																																														
10/25	Lions		RESERVE/COVID-19																																														
10/29	at Panthers		INACTIVE																																														
11/08	Broncos		ON INACTIVE LIST																																														
11/22	at Saints	P	0	0	0	0.0	0.0	0	0	0	0	0	0	0	0	0	0	0	0	0	0	0	0	0	0	0	L	9-24																					
11/29	Raiders	P	4	0	4	0.0	0.0	0	0	0	0	0	0	0	0	0	0	0	0	0	0	0	0	0	0	0	W	43-6																					
12/06	Saints	P	0	0	0	0.0	0.0	0	0	0	0	0	0	0	0	0	0	0	0	0	0	0	0	0	0	0	L	16-21																					
12/13	at Chargers	P	0	0	0	0.0	0.0	0	0	0	0	0	0	0	0	0	0	0	0	0	0	0	0	0	0	0	L	17-20																					
12/20	Buccaneers		ON INACTIVE LIST																																														
12/27	at Chiefs		ON INACTIVE LIST																																														
01/03	at Buccaneers	P	0	0	0	0.0	0.0	0	0	0	0	0	0	0	0	0	0	0	0	0	0	0	0	0	0	0	L	27-44																					
2020 TOTALS		8-0	8	2	6	0.0	0.0	0	0	0	0	0	0	0	1	0	0	0	0	0	0	0	0	0	0	0	4-12																						



MATT DICKERSON

Defensive Lineman

91

BIRTHDATE

11/09/95

HEIGHT

6'5"

WEIGHT

292 LBS

NFL EXP.

ACQUIRED

W (KC) '22

HOMETOWN

SAN MATEO, CALIF.

COLLEGE

UCLA

CAREER

- » Fourth-year defensive tackle enters his first season with the Falcons in 2022.
- » Originally entered the NFL as an undrafted free agent with the Tennessee Titans in 2018.
- » Appeared in 10 games for the Tennessee Titans in 2020 and recorded 10 tackles (4 solos) and one QB hit.
- » Spent the 2021 season as a member of the Arizona Cardinals practice squad.

COLLEGE

- » Played four seasons at UCLA (2014-17).
- » Recorded 94 tackles (50 solo), 7.0 tackles for a loss of 12 yards, 1.5 sacks for five yards and four passes defended.
- » Was selected second-team Academic All-Conference his sophomore year in 2015.

PERSONAL

- » Born in San Francisco.
- » Parents: Clarence and Pamela Dickerson.
- » Dad played college football at Henderson State (Ark.).
- » Has a twin sister, Megan.
- » Played football for the first time as a high school freshman.
- » Lists former NFL standout running back Walter Payton as the athlete he admires the most.
- » Hobbies include fishing, golf and hanging out with family and friends.
- » Named to the Athletic Director's Academic Honor Roll in Fall 2014, Spring 2015.
- » Majored in Political Science while at UCLA.

TRANSACTIONS

- » Originally signed by the Tennessee Titans following the 2018 NFL Draft.
- » Waived by the Tennessee Titans on October 19, 2019.
- » Signed by the Tennessee Titans on October 22, 2019.
- » Waived by the Tennessee Titans on October 26, 2019.
- » Signed by the Tennessee Titans on October 29, 2019.
- » Signed by the Las Vegas Raiders on March 22, 2021.
- » Waived by the Las Vegas Raiders on August 31, 2021.
- » Signed to the Arizona Cardinals practice squad on November 2, 2021.
- » Released from the Arizona Cardinals practice squad on November 15, 2021.
- » Signed to the Arizona Cardinals practice squad on December 27, 2021.
- » Released from the Arizona Cardinals practice squad on January 11, 2022.
- » Signed by the Arizona Cardinals on January 19, 2022.
- » Waived by the Arizona Cardinals on July 29, 2022
- » Signed by the Kansas City Chiefs on August 8, 2022.
- » Waived by the Kansas City Chiefs on August 30, 2022.
- » Claimed off waivers by the Falcons on Aug. 31, 2022.

REGULAR SEASON COMPARIISON: DEFENSIVE - NEW ORLEANS SAINTS

DATE	OPP	TACKLES											MISC				
		W/L	GP/GS	TOT	SOLO	ASST	SACK	YDS.	INT	TFL	PD	QBH	TD	TD	FF	FR	
12/22/19	TEN vs. NO	L	P	1	1	0	0.0	0.0	0	1	0	0	0	0	0	0	
TOTALS		0/1	1/0	1	1	0	0.0	0.0	0	1	0	0	0	0	0		

MATT DICKERSON'S NFL REGULAR SEASON DEFENSIVE STATISTICS

DATE	TEAM	GP	GS	TACKLES							INTERCEPTIONS					FUMBLES					ST				MISC	
				TK	S	A	TFL	YDS	SK	YDS	QBH	NO	YDS	LG	TD	PD	FF	FR	TD	YDS	TK	S	A	FF	FR	S
2021	Cardinals	0	0	0	0	0	0	0	0	0.0	0.0	0	0	0	0	0	0	0	0	0	0	0	0	0	0	0
2020	Titans	10	0	10	4	6	0	0	0.0	0.0	0	1	0	0	0	0	0	0	0	0	0	0	0	0	0	0
2019	Titans	5	0	2	1	1	1	0	0.0	0.0	0	1	0	0	0	0	0	0	0	0	0	0	0	0	0	0
2018	Titans	3	0	3	2	1	0	0	0.0	0.0	0	0	0	0	0	0	0	0	0	0	0	0	0	0	0	0
NFL TOTALS		18	0	15	7	8	1	0	0.0	0.0	2	0	0	0	0	0	0	0	0	0	0	0	0	0	0	0

MATT DICKERSON'S NFL POSTSEASON DEFENSIVE STATISTICS

DATE	TEAM	GP	GS	TACKLES							INTERCEPTIONS					FUMBLES					ST				MISC	
				TK	S	A	TFL	YDS	SK	YDS	QBH	NO	YDS	LG	TD	PD	FF	FR	TD	YDS	TK	S	A	FF	FR	S
2021	Cardinals	0	0	0	0	0	0	0	0	0.0	0.0	0	0	0	0	0	0	0	0	0	0	0	0	0	0	0
2020	Titans	1	1	1	1	0	1	1	1.0	1.0	1	0	0	0	0	0	0	0	0	0	0	0	0	0	0	0
2019	Titans	3	0	0	0	0	0	0	0.0	0.0	0	0	0	0	0	0	0	0	0	0	0	0	0	0	0	0
NFL TOTALS		4	1	1	1	0	1	1	1.0	1.0	1	0	0	0	0	0	0	0	0	0	0	0	0	0	0	0

MATT DICKERSON'S SINGLE-GAME HIGHS: DEFENSIVE

Total Tackles 3 at Jacksonville Jaguars, Dec 13, 2020
 2 at Baltimore Ravens, Nov 22, 2020
 2 vs. Buffalo Bills, Oct 13, 2020
 ...1 more at 2.

Tackles For Loss 1 vs. New Orleans Saints, Dec 22, 2019

Solo Tackles 3 at Jacksonville Jaguars, Dec 13, 2020
 2 vs. Indianapolis Colts, Dec 30, 2018
 1 at Baltimore Ravens, Nov 22, 2020
 ...1 more at 1.

MATT DICKERSON'S SINGLE-GAME HIGHS - POSTSEASON: DEFENSIVE

Total Tackles 1 vs. Baltimore Ravens, Jan 10, 2021
Solo Tackles 1 vs. Baltimore Ravens, Jan 10, 2021

Sacks 1.0 vs. Baltimore Ravens, Jan 10, 2021
Tackles For Loss 1 vs. Baltimore Ravens, Jan 10, 2021

MATT DICKERSON'S 2021 GXG REGULAR-SEASON STATISTICS (CARDINALS)

		TACKLES			INTERCEPTIONS			FUMBLES			ST		MISC															
DATE	OPPONENT	P/S	TK	S	A	SK	YDS	TFL	YDS	QBH	NO	YDS	LG	TD	PD	FF	FR	TD	YDS	TK	S	A	FF	FR	S	A	W/L	SCORE
09/12	at Titans										NOT ON ROSTER										W	38-13						
09/19	Vikings										NOT ON ROSTER										W	34-33						
09/26	at Jaguars										NOT ON ROSTER										W	31-19						
10/03	at Rams										NOT ON ROSTER										W	37-20						
10/10	49ers										NOT ON ROSTER										W	17-10						
10/17	at Browns										NOT ON ROSTER										W	37-14						
10/24	Texans										NOT ON ROSTER										W	31-5						
10/28	Packers										NOT ON ROSTER										L	21-24						
11/07	at 49ers										PRACTICE SQUAD										W	31-17						
11/14	Panthers										PRACTICE SQUAD										L	10-34						
11/21	at Seahawks										NOT ON ROSTER										W	23-13						
12/05	at Bears										NOT ON ROSTER										W	33-22						
12/13	Rams										NOT ON ROSTER										L	23-30						
12/19	at Lions										NOT ON ROSTER										L	12-30						
12/25	Colts										NOT ON ROSTER										L	16-22						
01/02	at Cowboys										PRACTICE SQUAD										W	25-22						
01/09	Seahawks										PRACTICE SQUAD										L	30-38						
2021 TOTALS			0	0	0	0	0	0	0	0	0	0	0	0	0	0	0	0	0	0	0	0	0	0	0	0	0	11-6

MATT DICKERSON'S 2020 GXG REGULAR-SEASON STATISTICS (TITANS)

		TACKLES			INTERCEPTIONS			FUMBLES			ST		MISC															
DATE	OPPONENT	P/S	TK	S	A	SK	YDS	TFL	YDS	QBH	NO	YDS	LG	TD	PD	FF	FR	TD	YDS	TK	S	A	FF	FR	S	A	W/L	SCORE
09/14	at Broncos	P	0	0	0	0	0	0	0	0	0	0	0	0	0	0	0	0	0	0	0	0	0	0	0	0	W	16-14
09/20	Jaguars	P	0	0	0	0	0	0	0	0	0	0	0	0	0	0	0	0	0	0	0	0	0	0	0	0	W	33-30
09/27	at Vikings										INACTIVE										W	31-30						
10/13	Bills	P	2	0	2	0	0	0	0	0	0	0	0	0	0	0	0	0	0	0	0	0	0	0	0	0	W	42-16
10/18	Texans										INACTIVE										W	42-36+						
10/25	Steelers										INACTIVE										L	24-27						
11/01	at Bengals										INACTIVE										L	20-31						
11/08	Bears										INACTIVE										W	24-17						
11/12	Colts										INACTIVE										L	17-34						
11/22	at Ravens	P	2	1	1	0	0	0	0	0	0	0	0	0	0	0	0	0	0	0	0	0	0	0	0	0	W	30-24+
11/29	at Colts	P	1	0	1	0	0	0	0	1	0	0	0	0	0	0	0	0	0	0	0	0	0	0	0	0	W	45-26
12/06	Browns	P	1	0	1	0	0	0	0	0	0	0	0	0	0	0	0	0	0	0	0	0	0	0	0	0	L	35-41
12/13	at Jaguars	P	3	3	0	0	0	0	0	0	0	0	0	0	0	0	0	0	0	0	0	0	0	0	0	0	W	31-10
12/20	Lions	P	0	0	0	0	0	0	0	0	0	0	0	0	0	0	0	0	0	0	0	0	0	0	0	0	W	46-25
12/27	at Packers	P	1	0	1	0	0	0	0	0	0	0	0	0	0	0	0	0	0	0	0	0	0	0	0	0	L	14-40
01/03	at Texans	P	0	0	0	0	0	0	0	0	0	0	0	0	0	0	0	0	0	0	0	0	0	0	0	0	W	41-38
2020 TOTALS		10-0	10	4	6	0	0	0	0	1	0	0	0	0	0	0	0	0	0	0	0	0	0	0	0	0	0	11-5

+ - Overtime

MATT DICKERSON'S 2019 GXG REGULAR-SEASON STATISTICS (TITANS)

DATE	OPPONENT	P/S	TACKLES					INTERCEPTIONS					FUMBLES			ST		MISC		W/L	SCORE						
			TK	S	A	SK	YDS	TFL	YDS	QBH	NO	YDS	LG	TD	PD	FF	FR	TD	YDS			TK	S	A	FF	FR	S
09/08	at Browns																								W	43-13	
09/15	Colts	P	0	0	0	0	0	0	0	0	0	1	0	0	0	0	0	0	0	0	0	0	0	0	0	L	17-19
09/19	at Jaguars																								INACTIVE	W	7-20
09/29	at Falcons																								INACTIVE	L	24-10
10/06	Bills	P	1	0	1	0	0	0	0	0	0	0	0	0	0	0	0	0	0	0	0	0	0	0	L	7-14	
10/13	at Broncos																								INACTIVE	L	0-16
10/20	Chargers																								NOT ON ROSTER	W	23-20
10/27	Buccaneers																								NOT ON ROSTER	W	27-23
11/03	at Panthers	P	0	0	0	0	0	0	0	0	0	0	0	0	0	0	0	0	0	0	0	0	0	0	L	20-30	
11/10	Chiefs	P	0	0	0	0	0	0	0	0	0	0	0	0	0	0	0	0	0	0	0	0	0	0	W	35-32	
11/24	Jaguars																								INACTIVE	W	42-20
12/01	at Colts																								INACTIVE	W	31-17
12/08	at Raiders																								INACTIVE	W	42-21
12/15	Texans																								INACTIVE	L	21-24
12/22	Saints	P	1	1	0	0	0	0	0	1	0	0	0	0	0	0	0	0	0	0	0	0	0	0	L	28-38	
12/29	at Texans																								INACTIVE	W	35-14
2019 TOTALS		5-0	2	1	1	0	0	0	0	1	0	1	0	0	0	0	0	0	0	0	0	0	0	0	9-7		

MATT DICKERSON'S 2021 GXG POSTSEASON STATISTICS (CARDINALS)

DATE	OPPONENT	P/S	TACKLES					INTERCEPTIONS					FUMBLES			ST		MISC		W/L	SCORE						
			TK	S	A	SK	YDS	TFL	YDS	QBH	NO	YDS	LG	TD	PD	FF	FR	TD	YDS			TK	S	A	FF	FR	S
01/17	at Rams																								NOT ON ROSTER	L	11-34
2021 TOTALS			0	0	0	0	0	0	0	0	0	0	0	0	0	0	0	0	0	0	0	0	0	0	0	0-1	

MATT DICKERSON'S 2020 GXG POSTSEASON STATISTICS (TITANS)

DATE	OPPONENT	P/S	TACKLES					INTERCEPTIONS					FUMBLES			ST		MISC		W/L	SCORE						
			TK	S	A	SK	YDS	TFL	YDS	QBH	NO	YDS	LG	TD	PD	FF	FR	TD	YDS			TK	S	A	FF	FR	S
01/10	Ravens	S	1	1	0	1	0	1	0	1	1	1	0	0	0	0	0	0	0	0	0	0	0	0	0	L	13-20
2020 TOTALS		1-1	1	1	0	1	0	1	1	1	1	0	0	0	0	0	0	0	0	0	0	0	0	0	0	0-1	

MATT DICKERSON'S 2019 GXG POSTSEASON STATISTICS (TITANS)

DATE	OPPONENT	P/S	TACKLES					INTERCEPTIONS					FUMBLES			ST		MISC		W/L	SCORE						
			TK	S	A	SK	YDS	TFL	YDS	QBH	NO	YDS	LG	TD	PD	FF	FR	TD	YDS			TK	S	A	FF	FR	S
01/04	at Patriots	P	0	0	0	0	0	0	0	0	0	0	0	0	0	0	0	0	0	0	0	0	0	0	0	W	20-13
01/11	at Ravens	P	0	0	0	0	0	0	0	0	0	0	0	0	0	0	0	0	0	0	0	0	0	0	0	W	28-12
01/19	at Chiefs	P	0	0	0	0	0	0	0	0	0	0	0	0	0	0	0	0	0	0	0	0	0	0	0	L	24-35
2019 TOTALS		3-0	0	0	0	0	0	0	0	0	0	0	0	0	0	0	0	0	0	0	0	0	0	0	2-1		



CHUMA EDOGA

Offensive Lineman

71

BIRTHDATE

05/25/97

HEIGHT

6'3"

WEIGHT

308 LBS

NFL EXP.

4 YRS

ACQUIRED

W (NYJ) '22

HOMETOWN

ATLANTA, GA

COLLEGE

SOUTHERN CALIFORNIA

CAREER

- » Fourth-year offensive lineman enters his first season with the Falcons in 2022.
- » Appeared in 23 games (12 starts) over three seasons (2019-21) with the Jets.

COLLEGE

- » Played four seasons (2015-18) at the University of Southern California.
- » Appeared in 34 games (16 starts) for the Trojans.

- » Named second-team All-PAC 12 by the coaches in 2018.

PERSONAL

- » Attended McEachern High School in Powder Springs, Ga.
- » Named 2014 Parade All-American first team, Prep Star All-American Dream Team, Max Preps All-American first team, All-State Class AAAAAA first team and USA Today All-Georgia as a senior.
- » Earned first-team all-state honors as a junior in 2013.
- » Majored in political economy/political science at USC.

TRANSACTIONS

- » Originally selected by the New York Jets in the third round (92nd overall) of the 2019 NFL Draft.
- » Waived by the Jets on Aug. 30, 2022.
- » Claimed off waivers by the Falcons on Aug. 31, 2022.

CHUMA EDOGA'S NFL REGULAR SEASON STATISTICS

DATE	TEAM	GP	GS
2021	Jets	4	0
2020	Jets	11	3
2019	Jets	8	8
NFL TOTALS		23	11

CHUMA EDUGA'S 2021 GXG REGULAR-SEASON STATISTICS (JETS)

DATE	OPPONENT	P/S		W/L	SCORE
09/12	at Panthers		DID NOT PLAY (NON-INJURY)	L	14-19
09/19	Patriots		DID NOT PLAY (NON-INJURY)	L	6-25
09/26	at Broncos		DID NOT PLAY (NON-INJURY)	L	0-26
10/03	Titans		DID NOT PLAY (NON-INJURY)	W	27-24+
10/10	at Falcons		DID NOT PLAY (NON-INJURY)	L	20-27
10/24	at Patriots	P		L	13-54
10/31	Bengals	P		W	34-31
11/04	at Colts		DID NOT PLAY (NON-INJURY)	L	30-45
11/14	Bills		DID NOT PLAY	L	17-45
11/21	Dolphins		DID NOT PLAY	L	17-24
11/28	at Texans		INJURED RESERVE	W	21-14
12/05	Eagles		INJURED RESERVE	L	18-33
12/12	Saints		INJURED RESERVE	L	9-30
12/19	at Dolphins		INJURED RESERVE	L	24-31
12/26	Jaguars		DID NOT PLAY (NON-INJURY)	W	26-21
01/02	Buccaneers		INJURED RESERVE	L	24-28
01/09	at Bills		INJURED RESERVE	L	10-27
2021 TOTALS		2-0		4-13	

+ - Overtime

CHUMA EDUGA'S 2020 GXG REGULAR-SEASON STATISTICS (JETS)

DATE	OPPONENT	P/S		W/L	SCORE
09/13	at Bills		DID NOT PLAY (NON-INJURY)	L	17-27
09/20	49ers		DID NOT PLAY (NON-INJURY)	L	13-31
09/27	at Colts	S		L	7-36
10/01	Broncos	P		L	28-37
10/11	Cardinals	S		L	10-30
10/18	at Dolphins	S		L	0-24
10/25	Bills	P		L	10-18
11/01	at Chiefs		DID NOT PLAY (NON-INJURY)	L	9-35
11/09	Patriots	P		L	27-30
11/29	Dolphins		INACTIVE	L	3-20
12/06	Raiders		DID NOT PLAY (NON-INJURY)	L	28-31
12/13	at Seahawks	P		L	3-40
12/20	at Rams	P		W	23-20
12/27	Browns	P		W	23-16
01/03	at Patriots	P		L	14-28
2020 TOTALS		10-3		2-13	

CHUMA EDUGA'S 2019 GXG REGULAR-SEASON STATISTICS (JETS)

DATE	OPPONENT	P/S		W/L	SCORE
09/08	Bills		ON INACTIVE LIST	L	16-17
09/16	Browns		INACTIVE	L	3-23
09/22	at Patriots		DID NOT PLAY (NON-INJURY)	L	14-30
10/06	at Eagles	S		L	6-31
10/13	Cowboys	S		W	24-22
10/21	Patriots	S		L	0-33
10/27	at Jaguars	S		L	15-29
11/03	at Dolphins	S		L	18-26
11/10	Giants	S		W	34-27
11/17	at Redskins	S		W	34-17
11/24	Raiders	S		W	34-3
12/01	at Bengals		INACTIVE	L	6-22
12/08	Dolphins		INACTIVE	W	22-21
12/12	at Ravens		INACTIVE	L	21-42
12/22	Steelers		DID NOT PLAY	W	16-10
12/29	at Bills		DID NOT PLAY	W	13-6
2019 TOTALS		8-8		7-9	



BRYAN EDWARDS

Wide Receiver

89

BIRTHDATE
11/13/98

HEIGHT
6'3"

WEIGHT
215 LBS

NFL EXP.
3 YRS

ACQUIRED
Tr - '22 (LV)

HOMETOWN
CONWAY, S.C.

COLLEGE
SOUTH CAROLINA

CAREER

- » Recorded 45 receptions for 764 yards (17.0 avg.) and four touchdowns in 28 games (15 starts) before being traded to the Falcons.
- » Set single-season career highs for receptions (34), receiving yards (571) and receiving touchdowns (three) in 16 games (12 starts) in 2021.
- » Caught three passes for 41 yards (3.7 avg.) in the AFC Wild Card following the 2021 season.
- » Notched 11 receptions for 193 yards (17.5 avg.) and one touchdown in 12 games (three starts) as a rookie in 2020.

COLLEGE

- » Played four seasons (2016-19) at the University of South Carolina.
- » Totaled 234 receptions for 3,045 yards (13.0 avg.) and 22 touchdowns in 48 games (48 starts) for the Gamecocks.
- » Set program records for career receptions (234) and career receiving yards (3,045), while his 22 touchdowns were the third-most in school history, behind only Alshon Jeffrey (23) and Sidney Rice (23).
- » As a senior in 2019, was named a team captain and played in 10 games, recording 71 receptions for 816 yards (15.4 avg.) with six touchdowns.
- » Earned the Steve Spurrier MVP Award as a senior and was named second-team All-SEC.

- » Reached 100 receiving yards in eight career games and recorded at least five receptions in 25 games.
- » Tallied 55 receptions for 846 yards (15.4 avg.) and seven touchdowns in 2018.
- » Notched 64 receptions for 793 yards (12.4 avg.) and five touchdowns as a sophomore in 2017.
- » Earned freshman All-SEC honors in 2016 after finishing with 44 receptions for 590 yards (13.4 avg.) and four touchdowns.
- » Became the sixth true freshman to start in the season opener for Carolina since 2009, joining Stephon Gilmore (2009), Marcus Lattimore (2010), Jadeveon Clowney (2011), Bryson Allen-Williams (2014) and Al Harris Jr. (2014).

PERSONAL

- » Attended Conway (S.C.) High School where he was a finalist for South Carolina's "Mr. Football."
- » Finished with 188 receptions for 2,562 yards and 32 touchdowns.
- » Selected to play in the Shrine Bowl and U.S. Army All-American Game.
- » Tallied 53 receptions for 969 yards and nine touchdowns as a senior in 2015.
- » Graduated with a degree in sport and entertainment management.

TRANSACTIONS

- » Selected by the Las Vegas Raiders in the third round (81st overall) of the 2020 NFL Draft.
- » Traded to the Atlanta Falcons on May 13, 2022.

REGULAR SEASON COMPARISON: RECEIVING - NEW ORLEANS SAINTS

DATE	OPP	W/L	GP/GS	REC	YDS.	AVG.	TD	LG	TGTS	YAC
9/21/20	LV vs. NO	W	5	2	42	21.0	0	22	2	19
TOTALS		1/0	1/1	2	42	21.0	0	22	2	19

BRYAN EDWARDS' NFL REGULAR SEASON RUSHING/RECEIVING STATISTICS

		RECEIVING							RUSHING				
DATE	TEAM	GP	GS	NO.	YDS.	AVG.	LG	TD	NO.	YDS.	AVG.	LG	TD
2021	Raiders	16	12	34	571	16.8	51	3	1	0	0.0	0	0
2020	Raiders	12	3	11	193	17.5	34	1	0	0	0.0	0	0
NFL TOTALS		28	15	45	764	17.0	51	4	1	0	0.0	0	0

BRYAN EDWARDS' NFL POSTSEASON RUSHING/RECEIVING STATISTICS

		RECEIVING							RUSHING				
DATE	TEAM	GP	GS	NO.	YDS.	AVG.	LG	TD	NO.	YDS.	AVG.	LG	TD
2021	Raiders	1	0	3	41	13.7	19	0	0	0	0.0	0	0
NFL TOTALS		1	0	3	41	13.7	19	0	0	0	0.0	0	0

BRYAN EDWARDS' NFL REGULAR SEASON RETURN STATISTICS

		KICKOFF RETURNS						PUNT RETURNS					
DATE	TEAM	RET.	YDS.	AVG.	LG	TD	NO.	FC	YDS.	AVG.	LG	TD	
2021	Raiders	0	0	0.0	0	0	0	0	0	0.0	0	0	
2020	Raiders	0	0	0.0	0	0	0	0	0	0.0	0	0	
NFL TOTALS		0	0	0.0	0	0	0	0	0	0.0	0	0	

BRYAN EDWARDS' NFL POSTSEASON RETURN STATISTICS

		KICKOFF RETURNS						PUNT RETURNS					
DATE	TEAM	RET.	YDS.	AVG.	LG	TD	NO.	FC	YDS.	AVG.	LG	TD	
2021	Raiders	0	0	0.0	0	0	0	0	0	0.0	0	0	
NFL TOTALS		0	0	0.0	0	0	0	0	0	0.0	0	0	

BRYAN EDWARDS' SINGLE-GAME HIGHS: RUSHING/RECEIVING

Rush Attempts	1 vs. Cincinnati Bengals, Nov 21, 2021	Longest Receptions	51 at Denver Broncos, Oct 17, 2021
Receptions	4 vs. Los Angeles Chargers, Jan 09, 2022		37 vs. Kansas City Chiefs, Nov 14, 2021
	4 vs. Baltimore Ravens, Sep 13, 2021		34 vs. Miami Dolphins, Sep 26, 2021
	3 at Cleveland Browns, Dec 20, 2021		...1 more at 34.
	...5 more at 3.	Receiving TDs	1 at Cleveland Browns, Dec 20, 2021
Receiving Yards	89 vs. Miami Dolphins, Sep 26, 2021		1 vs. Kansas City Chiefs, Nov 14, 2021
	88 vs. Kansas City Chiefs, Nov 14, 2021		...2 more at 1.
	81 vs. Baltimore Ravens, Sep 13, 2021	All-Purpose Yards	89 vs. Miami Dolphins, Sep 26, 2021
Receiving Average	29.7 vs. Miami Dolphins, Sep 26, 2021		88 vs. Kansas City Chiefs, Nov 14, 2021
	29.3 vs. Kansas City Chiefs, Nov 14, 2021		81 vs. Baltimore Ravens, Sep 13, 2021
	20.3 vs. Baltimore Ravens, Sep 13, 2021	Most TDs	1 at Cleveland Browns, Dec 20, 2021
			1 vs. Kansas City Chiefs, Nov 14, 2021
			...2 more at 1.

BRYAN EDWARDS' SINGLE-GAME HIGHS - POSTSEASON: RECEIVING

Receptions	3 at Cincinnati Bengals, Jan 15, 2022	Longest Receptions	19 at Cincinnati Bengals, Jan 15, 2022
Receiving Yards	41 at Cincinnati Bengals, Jan 15, 2022		16 at Cincinnati Bengals, Jan 15, 2022
Receiving Average	13.7 at Cincinnati Bengals, Jan 15, 2022		6 at Cincinnati Bengals, Jan 15, 2022
		All-Purpose Yards	41 at Cincinnati Bengals, Jan 15, 2022

BRYAN EDWARDS' 2021 GXG REGULAR-SEASON STATISTICS (RAIDERS)

DATE	OPPONENT	P/S	RECEIVING					RUSHING					W/L	SCORE
			NO.	YDS.	AVG.	LG	TD	NO.	YDS.	AVG.	LG	TD		
09/13	Ravens	S	4	81	20.3	32	0	0	0	0.0	0	0	W	33-27+
09/19	at Steelers	P	3	40	13.3	18	0	0	0	0.0	0	0	W	26-17
09/26	Dolphins	S	3	89	29.7	34	0	0	0	0.0	0	0	W	31-28+
10/04	at Chargers	S	1	4	4.0	4	0	0	0	0.0	0	0	L	14-28
10/10	Bears	S	2	22	11.0	12	0	0	0	0.0	0	0	L	9-20
10/17	at Broncos	S	2	67	33.5	51	0	0	0	0.0	0	0	W	34-24
10/24	Eagles	S	3	43	14.3	24	1	0	0	0.0	0	0	W	33-22
11/07	at Giants	S	0	0	0.0	0	0	0	0	0.0	0	0	L	16-23
11/14	Chiefs	S	3	88	29.3	37t	1	0	0	0.0	0	0	L	14-41
11/21	Bengals	S	0	0	0.0	0	0	1	0	0.0	0	0	L	13-32
11/25	at Cowboys	P	1	12	12.0	12	0	0	0	0.0	0	0	W	36-33+
12/05	Football Team	S	3	30	10.0	18	0	0	0	0.0	0	0	L	15-17
12/12	at Chiefs	P	2	24	12.0	18	0	0	0	0.0	0	0	L	9-48
12/20	at Browns	S	3	8	2.7	8	1	0	0	0.0	0	0	W	16-14
01/02	at Colts	P	0	0	0.0	0	0	0	0	0.0	0	0	W	23-20
01/09	Chargers	S	4	63	15.8	30	0	0	0	0.0	0	0	W	35-32+
2021 TOTALS		16-12	34	571	16.8	51	3	1	0	0.0	0	0	9-7	

+ - Overtime


BRYAN EDWARDS' 2020 GXG REGULAR-SEASON STATISTICS (RAIDERS)

DATE	OPPONENT	P/S	RECEIVING					RUSHING					W/L	SCORE
			NO.	YDS.	AVG.	LG	TD	NO.	YDS.	AVG.	LG	TD		
09/13	at Panthers	S	1	9	9.0	9	0	0	0	0.0	0	0	W	34-30
09/21	Saints	S	2	42	21.0	22	0	0	0	0.0	0	0	W	34-24
09/27	at Patriots	S	2	48	24.0	34	0	0	0	0.0	0	0	L	20-36
10/04	Bills												L	23-30
10/11	at Chiefs												W	40-32
10/25	Buccaneers												L	20-45
11/01	at Browns												W	16-6
11/08	at Chargers	P	0	0	0.0	0	0	0	0	0.0	0	0	W	31-26
11/15	Broncos	P	1	16	16.0	16	0	0	0	0.0	0	0	W	37-12
11/22	Chiefs	P	1	1	1.0	1	0	0	0	0.0	0	0	L	31-35
11/29	at Falcons	P	1	15	15.0	15	0	0	0	0.0	0	0	L	6-43
12/06	at Jets	P	0	0	0.0	0	0	0	0	0.0	0	0	W	31-28
12/13	Colts	P	0	0	0.0	0	0	0	0	0.0	0	0	L	27-44
12/17	Chargers	P	0	0	0.0	0	0	0	0	0.0	0	0	L	27-30+
12/26	Dolphins	P	1	11	11.0	11	0	0	0	0.0	0	0	L	25-26
01/03	at Broncos	P	2	51	25.5	26t	1	0	0	0.0	0	0	W	32-31
2020 TOTALS		12-3	11	193	17.5	34	1	0	0	0.0	0	0	8-8	

+ - Overtime

BRYAN EDWARDS' 2021 GXG POSTSEASON STATISTICS (RAIDERS)

DATE	OPPONENT	P/S	RECEIVING					RUSHING					W/L	SCORE
			NO.	YDS.	AVG.	LG	TD	NO.	YDS.	AVG.	LG	TD		
01/15	at Bengals	P	3	41	13.7	19	0	0	0	0.0	0	0	L	19-26
2021 TOTALS		1-0	3	41	13.7	19	0	0	0	0.0	0	0	0-1	



RASHAAN EVANS

Inside Linebacker

54

BIRTHDATE

11/08/95

HEIGHT

6'2"

WEIGHT

228 LBS

NFL EXP.

1 YRS

ACQUIRED

UFA '22 (TEN)

HOMETOWN

AUBURN, ALA.

COLLEGE

ALABAMA

CAREER

- » Notched 317 total tackles (196 solo), 17 tackles for loss, 3.0 sacks, three fumble recoveries, 11 passes defended, two interceptions and one forced fumbles in four seasons with Tennessee before being signed by the Falcons.
- » Finished with 57 total tackles (35 solo), a career-high two interceptions, one forced fumble and one fumble recovery in 12 games (11 starts) for the Titans in 2021.
- » Started all 16 games and finished third on the team with 96 total tackles in 2020.
- » Recorded nine total tackles and a tackle for loss in the AFC Wild Card in 2020.
- » Led the Titans with a career-high 111 total tackles (69 solo), 2.5 sacks, 11 tackles for loss and one fumble recovery, which he returned 53 yards for a touchdown in 2019.
- » Registered 53 total tackles (33 solo), two tackles for loss and three passes defended as a rookie in 2018.

COLLEGE

- » Played four seasons (2014-17) at the University of Alabama.
- » Appeared in 53 games (14 starts) and tallied 152 total

tackles, 15.0 sacks, 23.5 tackles for loss, five passes defended, 19 quarterback hurries, two forced fumbles and two fumble recoveries for the Tide.

- » Appeared in three College Football Playoff National Championships, winning two.
- » Started 12 games and tied for the team lead in tackles with 74 as a senior in 2017. Named first-team All-America, first-team All-SEC by the Associated Press and second-team all-conference by the coaches.
- » Saw action in 14 games as a junior in 2016 and totaled 53 tackles, four sacks, four tackles for loss, two passes defended, one forced fumble and one fumble recovery.

PERSONAL

- » Attended Auburn (Ala.) High School where he became a five-star prospect.
- » Recorded 77 total tackles, 17.5 sacks, five passes defended, three forced fumbles, one fumble recovery and one blocked punt as a senior in 2013.
- » Son of Chenavis and Alan Evans.
- » Second-oldest of five children. Has one younger brother and three sisters.
- » Graduated with a degree in psychology from Alabama.

TRANSACTIONS

- » Originally selected by the Tennessee Titans in the first round (22nd overall) of the 2018 NFL Draft.
- » Signed by the Atlanta Falcons as an unrestricted free agent on April 6, 2022.

REGULAR SEASON COMPARISON: DEFENSIVE - NEW ORLEANS SAINTS

DATE	OPP	TACKLES											MISC				
		W/L	GP/GS	TOT	SOLO	ASST	SACK	YDS.	INT	TFL	PD	QBH	TD	FF	FR		
12/22/19	TEN vs. NO	L	S	7	5	2	0.0	0.0	0	1	0	0	0	0	0		
TOTALS		0/1	1/1	7	5	2	0.0	0.0	0	1	0	0	0	0	0		

RASHAAN EVANS' NFL REGULAR SEASON DEFENSIVE STATISTICS

DATE	TEAM	GP	GS	TACKLES										INTERCEPTIONS					FUMBLES					ST				MISC					
				TK	S	A	TFL	YDS	SK	YDS	QBH	NO	YDS	LG	TD	PD	FF	FR	TD	YDS	TK	S	A	FF	FR	S	A						
2021	Titans	12	11	57	35	22	3	7	0.0	0.0	0	2	1	1	0	2	1	1	0	0	0	0	0	0	0	0	0	0	0	0	0	0	0
2020	Titans	16	16	96	59	37	1	0	0.5	0.5	4	0	0	0	0	5	0	1	0	25	0	0	0	0	0	0	0	0	0	0	0	0	
2019	Titans	16	16	111	69	42	9	19	2.5	13.5	8	0	0	0	0	0	0	1	1	53	0	0	0	0	0	0	0	0	0	0	0	0	
2018	Titans	15	7	53	33	20	2	4	0.0	0.0	1	0	0	0	0	1	0	0	0	0	0	0	0	0	0	0	0	0	0	0	0	0	0
NFL TOTALS		59	50	317	196	121	15	30	3.0	14.0	13	2	1	1	0	8	1	3	1	78	0	0	0	0	0	0	0	0	0	0	0	0	0

RASHAAN EVANS' NFL POSTSEASON DEFENSIVE STATISTICS

DATE	TEAM	GP	GS	TACKLES										INTERCEPTIONS					FUMBLES					ST				MISC						
				TK	S	A	TFL	YDS	SK	YDS	QBH	NO	YDS	LG	TD	PD	FF	FR	TD	YDS	TK	S	A	FF	FR	S	A							
2021	Titans	0	0	0	0	0	0	0	0.0	0.0	0	0	0	0	0	0	0	0	0	0	0	0	0	0	0	0	0	0	0	0	0	0	0	
2020	Titans	1	1	9	5	4	1	6	0.0	0.0	0	0	0	0	0	0	0	0	0	0	0	0	0	0	0	0	0	0	0	0	0	0	0	0
2019	Titans	3	3	18	12	6	3	4	0.0	0.0	0	0	0	0	0	0	0	0	0	0	0	0	0	0	0	0	0	0	0	0	0	0	0	0
NFL TOTALS		4	4	27	17	10	4	10	0.0	0.0	0	0	0	0	0	0	0	0	0	0	0	0	0	0	0	0	0	0	0	0	0	0	0	0

RASHAAN EVANS' SINGLE-GAME HIGHS: DEFENSIVE

Total Tackles	11 vs. Tampa Bay Buccaneers, Oct 27, 2019 10 vs. Los Angeles Chargers, Oct 20, 2019 10 at Denver Broncos, Oct 13, 2019 ...1 more at 10.	Fumble Recoveries	1 vs. Kansas City Chiefs, Oct 24, 2021 1 at Minnesota Vikings, Sep 27, 2020 ...1 more at 1.
Solo Tackles	8 vs. Los Angeles Chargers, Oct 20, 2019 7 vs. Tampa Bay Buccaneers, Oct 27, 2019 7 vs. Buffalo Bills, Oct 06, 2019	Tackles For Loss	2 vs. Kansas City Chiefs, Nov 10, 2019 1 at Houston Texans, Jan 09, 2022 1 vs. Jacksonville Jaguars, Dec 12, 2021 ...11 more at 1.
Sacks	1.0 vs. Jacksonville Jaguars, Nov 24, 2019 1.0 vs. Kansas City Chiefs, Nov 10, 2019 0.5 vs. Chicago Bears, Nov 08, 2020 ...1 more at 0.5.	Interceptions	1 vs. Jacksonville Jaguars, Dec 12, 2021 1 vs. Kansas City Chiefs, Oct 24, 2021 1 vs. Jacksonville Jaguars, Dec 12, 2021
Passes Defensed	2 at Jacksonville Jaguars, Dec 13, 2020 1 vs. Jacksonville Jaguars, Dec 12, 2021 1 vs. Kansas City Chiefs, Oct 24, 2021 ...4 more at 1.	Interception Return Yards	53 vs. Kansas City Chiefs, Nov 10, 2019
Forced Fumbles	1 vs. San Francisco 49ers, Dec 23, 2021	Longest Opponent's Fumble Return	25 at Minnesota Vikings, Sep 27, 2020

RASHAAN EVANS' SINGLE-GAME HIGHS - POSTSEASON: DEFENSIVE

Total Tackles	10 at New England Patriots, Jan 04, 2020 9 vs. Baltimore Ravens, Jan 10, 2021 7 at Baltimore Ravens, Jan 11, 2020	Tackles For Loss	3 at New England Patriots, Jan 04, 2020 1 vs. Baltimore Ravens, Jan 10, 2021
Solo Tackles	6 at Baltimore Ravens, Jan 11, 2020 6 at New England Patriots, Jan 04, 2020 5 vs. Baltimore Ravens, Jan 10, 2021		

RASHAAN EVANS' 2021 GXG REGULAR-SEASON STATISTICS (TITANS)

		TACKLES								INTERCEPTIONS				FUMBLES			ST		MISC										
DATE	OPPONENT	P/S	TK	S	A	SK	YDS	TFL	YDS	QBH	NO	YDS	LG	TD	PD	FF	FR	TD	YDS	TK	S	A	FF	FR	S	A	W/L	SCORE	
09/12	Cardinals	S	6	6	0	0	0	0	0	0	0	0	0	0	0	0	0	0	0	0	0	0	0	0	0	0	L	13-38	
09/19	at Seahawks	S	4	1	3	0	0	0	0	0	0	0	0	0	0	0	0	0	0	0	0	0	0	0	0	0	W	33-30+	
09/26	Colts	S	8	4	4	0	0	0	1	0	0	0	0	0	0	0	0	0	0	0	0	0	0	0	0	0	W	25-16	
10/03	at Jets	S	6	6	0	0	0	0	0	0	0	0	0	0	0	0	0	0	0	0	0	0	0	0	0	0	L	24-27+	
10/10	at Jaguars	S	1	0	1	0	0	0	0	0	0	0	0	0	0	0	0	0	0	0	0	0	0	0	0	0	W	37-19	
10/18	Bills	S	8	4	4	0	0	0	0	0	0	0	0	0	0	0	0	0	0	0	0	0	0	0	0	0	W	34-31	
10/24	Chiefs	S	4	3	1	0	0	0	0	0	1	0	0	0	1	0	1	0	0	0	0	0	0	0	0	0	W	27-3	
10/31	at Colts		ON INACTIVE LIST																									W	34-31+
11/07	at Rams		ON INACTIVE LIST																									W	28-16
11/14	Saints		ON INACTIVE LIST																									W	23-21
11/21	Texans		ON INACTIVE LIST																									L	13-22
11/28	at Patriots		ON INACTIVE LIST																									L	13-36
12/12	Jaguars	S	6	1	5	0	0	0	1	4	0	1	1	1	0	1	0	0	0	0	0	0	0	0	0	0	0	W	20-0
12/19	at Steelers	S	5	3	2	0	0	0	0	0	0	0	0	0	0	0	0	0	0	0	0	0	0	0	0	0	L	13-19	
12/23	49ers	S	7	5	2	0	0	0	0	0	0	0	0	0	0	1	0	0	0	0	0	0	0	0	0	0	W	20-17	
01/02	Dolphins	S	1	1	0	0	0	0	0	0	0	0	0	0	0	0	0	0	0	0	0	0	0	0	0	0	W	34-3	
01/09	at Texans	P	1	1	0	0	0	0	1	3	0	0	0	0	0	0	0	0	0	0	0	0	0	0	0	0	W	28-25	
2021 TOTALS		12-11	57	35	22	0	0	0	3	7	0	2	1	1	0	2	1	1	0	0	0	0	0	0	0	0	0	12-5	

+ - Overtime

RASHAAN EVANS' 2020 GXG REGULAR-SEASON STATISTICS (TITANS)

		TACKLES								INTERCEPTIONS				FUMBLES			ST		MISC									
DATE	OPPONENT	P/S	TK	S	A	SK	YDS	TFL	YDS	QBH	NO	YDS	LG	TD	PD	FF	FR	TD	YDS	TK	S	A	FF	FR	S	A	W/L	SCORE
09/14	at Broncos	S	1	0	1	0	0	0	0	0	0	0	0	0	0	0	0	0	0	0	0	0	0	0	0	0	W	16-14
09/20	Jaguars	S	7	6	1	0	0	0	0	0	0	0	0	0	0	0	0	0	0	0	0	0	0	0	0	0	W	33-30
09/27	at Vikings	S	7	4	3	0	0	0	0	0	0	0	0	0	0	0	1	0	25	0	0	0	0	0	0	0	W	31-30
10/13	Bills	S	8	6	2	0	0	0	0	0	0	0	0	0	0	0	0	0	0	0	0	0	0	0	0	0	W	42-16
10/18	Texans	S	7	5	2	0	0	0	0	1	0	0	0	0	0	0	0	0	0	0	0	0	0	0	0	0	W	42-36+
10/25	Steelers	S	5	2	3	0	0	0	0	0	0	0	0	0	1	0	0	0	0	0	0	0	0	0	0	0	L	24-27
11/01	at Bengals	S	7	3	4	0	0	0	0	0	0	0	0	0	0	0	0	0	0	0	0	0	0	0	0	0	L	20-31
11/08	Bears	S	4	1	3	0	5	0	0	1	0	0	0	0	0	0	0	0	0	0	0	0	0	0	0	0	W	24-17
11/12	Colts	S	6	4	2	0	0	0	0	0	0	0	0	0	0	0	0	0	0	0	0	0	0	0	0	0	L	17-34
11/22	at Ravens	S	9	5	4	0	0	0	0	0	0	0	0	0	0	0	0	0	0	0	0	0	0	0	0	0	W	30-24+
11/29	at Colts	S	4	3	1	0	0	0	0	0	0	0	0	0	1	0	0	0	0	0	0	0	0	0	0	0	W	45-26
12/06	Browns	S	6	3	3	0	0	1	0	1	0	0	0	0	0	0	0	0	0	0	0	0	0	0	0	0	L	35-41
12/13	at Jaguars	S	8	6	2	0	0	0	0	0	0	0	0	0	2	0	0	0	0	0	0	0	0	0	0	0	W	31-10
12/20	Lions	S	8	5	3	0	0	0	0	0	0	0	0	0	0	0	0	0	0	0	0	0	0	0	0	0	W	46-25
12/27	at Packers	S	5	3	2	0	0	0	0	1	0	0	0	0	0	0	0	0	0	0	0	0	0	0	0	0	L	14-40
01/03	at Texans	S	4	3	1	0	0	0	0	0	0	0	0	0	1	0	0	0	0	0	0	0	0	0	0	0	W	41-38
2020 TOTALS		16-16	96	59	37	0	5	1	0	4	0	0	0	0	5	0	1	0	25	0	0	0	0	0	0	0	0	11-5

+ - Overtime

RASHAAN EVANS' 2019 GXG REGULAR-SEASON STATISTICS (TITANS)

DATE	OPPONENT	P/S	TACKLES							INTERCEPTIONS				FUMBLES			ST		MISC		W/L	SCORE					
			TK	S	A	SK	YDS	TFL	YDS	QBH	NO	YDS	LG	TD	PD	FF	FR	TD	YDS	TK			S	A	FF	FR	S
09/08	at Browns	S	6	5	1	0.0	0.0	0	0	0	0	0	0	0	0	0	0	0	0	0	0	0	0	0	0	W	43-13
09/15	Colts	S	7	4	3	0.0	0.0	1	2	0	0	0	0	0	0	0	0	0	0	0	0	0	0	0	0	L	17-19
09/19	at Jaguars	S	4	1	3	0.0	0.0	0	0	1	0	0	0	0	0	0	0	0	0	0	0	0	0	0	0	L	7-20
09/29	at Falcons	S	10	5	5	0.5	2.5	0	0	2	0	0	0	0	0	0	0	0	0	0	0	0	0	0	0	W	24-10
10/06	Bills	S	8	7	1	0.0	0.0	1	1	0	0	0	0	0	0	0	0	0	0	0	0	0	0	0	0	L	7-14
10/13	at Broncos	S	10	6	4	0.0	0.0	0	0	0	0	0	0	0	0	0	0	0	0	0	0	0	0	0	0	L	0-16
10/20	Chargers	S	10	8	2	0.0	0.0	1	0	0	0	0	0	0	0	0	0	0	0	0	0	0	0	0	0	W	23-20
10/27	Buccaneers	S	11	7	4	0.0	0.0	1	2	0	0	0	0	0	0	0	0	0	0	0	0	0	0	0	0	W	27-23
11/03	at Panthers	S	9	4	5	0.0	0.0	0	0	1	0	0	0	0	0	0	0	0	0	0	0	0	0	0	0	L	20-30
11/10	Chiefs	S	7	3	4	1.0	5.0	2	6	1	0	0	0	0	0	1	1	53	0	0	0	0	0	0	0	W	35-32
11/24	Jaguars	S	3	1	2	1.0	6.0	1	6	2	0	0	0	0	0	0	0	0	0	0	0	0	0	0	0	W	42-20
12/01	at Colts	S	2	0	2	0.0	0.0	0	0	1	0	0	0	0	0	0	0	0	0	0	0	0	0	0	0	W	31-17
12/08	at Raiders	S	5	4	1	0.0	0.0	0	0	0	0	0	0	0	0	0	0	0	0	0	0	0	0	0	0	W	42-21
12/15	Texans	S	7	5	2	0.0	0.0	0	0	0	0	0	0	0	0	0	0	0	0	0	0	0	0	0	0	L	21-24
12/22	Saints	S	7	5	2	0.0	0.0	1	1	0	0	0	0	0	0	0	0	0	0	0	0	0	0	0	0	L	28-38
12/29	at Texans	S	5	4	1	0.0	0.0	1	1	0	0	0	0	0	0	0	0	0	0	0	0	0	0	0	0	W	35-14
2019 TOTALS		16-16	111	69	42	2.5	13.5	9	19	8	0	0	0	0	0	1	1	53	0	0	0	0	0	0	0	9-7	

RASHAAN EVANS' 2021 GXG POSTSEASON STATISTICS (TITANS)

DATE	OPPONENT	P/S	TACKLES							INTERCEPTIONS				FUMBLES			ST		MISC		W/L	SCORE							
			TK	S	A	SK	YDS	TFL	YDS	QBH	NO	YDS	LG	TD	PD	FF	FR	TD	YDS	TK			S	A	FF	FR	S	A	
01/22	Bengals		INACTIVE																									L	16-19
2021 TOTALS			0	0	0	0.0	0.0	0	0	0	0	0	0	0	0	0	0	0	0	0	0	0	0	0	0	0	0-1		

RASHAAN EVANS' 2020 GXG POSTSEASON STATISTICS (TITANS)

DATE	OPPONENT	P/S	TACKLES							INTERCEPTIONS				FUMBLES			ST		MISC		W/L	SCORE						
			TK	S	A	SK	YDS	TFL	YDS	QBH	NO	YDS	LG	TD	PD	FF	FR	TD	YDS	TK			S	A	FF	FR	S	A
01/10	Ravens	S	9	5	4	0.0	0.0	1	6	0	0	0	0	0	0	0	0	0	0	0	0	0	0	0	0	0	L	13-20
2020 TOTALS		1-1	9	5	4	0.0	0.0	1	6	0	0	0	0	0	0	0	0	0	0	0	0	0	0	0	0	0	0-1	

RASHAAN EVANS' 2019 GXG POSTSEASON STATISTICS (TITANS)

DATE	OPPONENT	P/S	TACKLES							INTERCEPTIONS				FUMBLES			ST		MISC		W/L	SCORE						
			TK	S	A	SK	YDS	TFL	YDS	QBH	NO	YDS	LG	TD	PD	FF	FR	TD	YDS	TK			S	A	FF	FR	S	A
01/04	at Patriots	S	10	6	4	0.0	0.0	3	4	0	0	0	0	0	0	0	0	0	0	0	0	0	0	0	0	0	W	20-13
01/11	at Ravens	S	7	6	1	0.0	0.0	0	0	0	0	0	0	0	0	0	0	0	0	0	0	0	0	0	0	0	W	28-12
01/19	at Chiefs	S	1	0	1	0.0	0.0	0	0	0	0	0	0	0	0	0	0	0	0	0	0	0	0	0	0	0	L	24-35
2019 TOTALS		3-3	18	12	6	0.0	0.0	3	4	0	0	0	0	0	0	0	0	0	0	0	0	0	0	0	0	0	2-1	



ANTHONY FIRKSER

Tight End

86

BIRTHDATE

02/19/95

HEIGHT

6'2"

WEIGHT

247 LBS

NFL EXP.

5 YRS

ACQUIRED

PS-'22

HOMETOWN

MANALAPAN, N.J.

COLLEGE

HARVARD

CAREER

- » Registered 106 receptions for 1,107 yards (10.4 avg.) and five touchdowns in 58 games for Tennessee before being signed by the Falcons.
- » Recorded the third-most receptions (106) for Tennessee from 2018-21, trailing only A.J. Brown (185) and Corey Davis (173).
- » Tallied 34 receptions for 291 yards and a career-high two touchdowns in 2021. Also added a touchdown with an offensive fumble recovery.
- » Set single-season career highs in receptions (39) and receiving yards (387) and caught one touchdown in 2020.
- » Appeared in 15 games for Tennessee in 2019 and finished with 14 receptions for 204 yards and one touchdown. Added three catches for 45 yards and a team-high two touchdowns in three playoff games.
- » Split time between the Titans active roster and practice squad in 2018 and produced 19 catches for 225 yards and one touchdown in 12 games.

- » Played four seasons (2013-16) at Harvard University in Cambridge, Mass.
- » Caught 99 passes for 1,559 and 14 touchdowns in 29 games (24 starts) for the Crimson.
- » Finished his career ranked 12th all-time in school history in receptions, ninth all-time in receiving yards and sixth all-time in touchdown receptions.
- » Earned second-team All-Ivy League honors as both a junior and sophomore.

PERSONAL

- » Attended Manalapan (N.J.) High School, where he was named All-Shore Offensive Player of the Year as a senior.
- » Set Manalapan's records in receptions (110), receiving yards (2,118) and touchdown receptions (19).
- » Also played four seasons of basketball at Manalapan.
- » Brother, Josh, played football at Wagner.
- » Son of Alex and Donna Firkser.
- » Graduated from Harvard in 2017 with a degree in applied mathematics.

COLLEGE

TRANSACTIONS

- » Originally signed by the New York Jets following the 2017 NFL Draft.
 - » Waived by the Jets on Sept. 2, 2017.
 - » Signed to the Kansas City Chiefs practice squad on Nov. 29, 2017.
 - » Signed by the Chiefs on Jan. 8, 2018.
 - » Waived by Kansas City on April 30, 2018.
 - » Signed by the Tennessee Titans on May 14, 2018.
 - » Waived by the Titans on Sept. 17, 2018.
 - » Signed to Tennessee's practice squad on Sept. 18, 2018.
 - » Signed to the Titans active roster on Oct. 9, 2018.
 - » Re-signed by the Titans as an exclusive rights free agent on Feb. 13, 2020.
 - » Signed by the Titans as an unrestricted free agent on March 17, 2021.
 - » Signed by the Atlanta Falcons as an unrestricted free agent on April 12, 2022.
- Released by the Falcons on Aug. 30, 2022.
- Signed to Atlanta's practice squad on Sept. 1, 2022.

REGULAR SEASON COMPARISON: RECEIVING - NEW ORLEANS SAINTS

DATE	OPP	W/L	GP/GS	REC	YDS.	AVG.	TD	LG	TGTS	YAC
12/22/19	TEN vs. NO	L	P	0	0	0	0	0	1	0
11/14/21	TEN vs. NO	W	P	1	2	2.0	0	2	2	1
TOTALS			1/1 2/0	1	2	2.0	0	2	3	1

ANTHONY FIRKSER'S NFL REGULAR SEASON RUSHING/RECEIVING STATISTICS

RECEIVING										RUSHING				
DATE	TEAM	GP	GS	NO.	YDS.	AVG.	LG	TD	NO.	YDS.	AVG.	LG	TD	
2021	Titans	15	1	34	291	8.6	24	2	0	0	0.0	0	0	
2020	Titans	16	1	39	387	9.9	45	1	0	0	0.0	0	0	
2019	Titans	15	1	14	204	14.6	39	1	0	0	0.0	0	0	
2018	Titans	12	0	19	225	11.8	28	1	0	0	0.0	0	0	
2017	Chiefs	0	0	0	0	0.0	0	0	0	0	0.0	0	0	
NFL TOTALS		58	3	106	1,107	10.4	45	5	0	0	0.0	0	0	

ANTHONY FIRKSER'S NFL POSTSEASON RUSHING/RECEIVING STATISTICS

RECEIVING										RUSHING				
DATE	TEAM	GP	GS	NO.	YDS.	AVG.	LG	TD	NO.	YDS.	AVG.	LG	TD	
2021	Titans	1	0	0	0	0.0	0	0	0	0	0.0	0	0	
2020	Titans	1	0	2	44	22.0	35	0	0	0	0.0	0	0	
2019	Titans	3	0	3	45	15.0	22t	2	0	0	0.0	0	0	
2017	Chiefs	0	0	0	0	0.0	0	0	0	0	0.0	0	0	
NFL TOTALS		5	0	5	89	17.8	35	2	0	0	0.0	0	0	

ANTHONY FIRKSER'S NFL REGULAR SEASON RETURN STATISTICS

KICKOFF RETURNS								PUNT RETURNS					
DATE	TEAM	RET.	YDS.	AVG.	LG	TD	NO.	FC	YDS.	AVG.	LG	TD	
2021	Titans	0	0	0.0	0	0	0	0	0	0.0	0	0	
2020	Titans	0	0	0.0	0	0	0	0	0	0.0	0	0	
2019	Titans	0	0	0.0	0	0	0	0	0	0.0	0	0	
2018	Titans	0	0	0.0	0	0	0	0	0	0.0	0	0	
2017	Chiefs	0	0	0.0	0	0	0	0	0	0.0	0	0	
NFL TOTALS		0	0	0.0	0	0	0	0	0	0.0	0	0	

ANTHONY FIRKSER'S NFL POSTSEASON RETURN STATISTICS

KICKOFF RETURNS								PUNT RETURNS					
DATE	TEAM	RET.	YDS.	AVG.	LG	TD	NO.	FC	YDS.	AVG.	LG	TD	
2021	Titans	0	0	0.0	0	0	0	0	0	0.0	0	0	
2020	Titans	0	0	0.0	0	0	0	0	0	0.0	0	0	
2019	Titans	1	0	0.0	0	0	0	0	0	0.0	0	0	
2017	Chiefs	0	0	0.0	0	0	0	0	0	0.0	0	0	
NFL TOTALS		1	0	0.0	0	0	0	0	0	0.0	0	0	

ANTHONY FIRKSER'S SINGLE-GAME HIGHS: RECEIVING

Receptions	8 vs. Houston Texans, Oct 18, 2020 5 vs. Houston Texans, Nov 21, 2021 5 vs. Cleveland Browns, Dec 06, 2020	Receiving TDs	1 at Houston Texans, Jan 09, 2022 1 vs. Miami Dolphins, Jan 02, 2022 ...3 more at 1.
Receiving Yards	113 vs. Houston Texans, Oct 18, 2020 56 at Houston Texans, Jan 09, 2022 52 at Houston Texans, Nov 26, 2018	All-Purpose Yards	113 vs. Houston Texans, Oct 18, 2020 56 at Houston Texans, Jan 09, 2022 52 at Houston Texans, Nov 26, 2018
Receiving Average	14.7 at Indianapolis Colts, Nov 18, 2018 14.3 vs. Tampa Bay Buccaneers, Oct 27, 2019 14.1 vs. Houston Texans, Oct 18, 2020	Most TDs	1 at Houston Texans, Jan 09, 2022 1 vs. Miami Dolphins, Jan 02, 2022 ...4 more at 1.
Longest Receptions	45 vs. Houston Texans, Oct 18, 2020 39 at Oakland Raiders, Dec 08, 2019 28 at Indianapolis Colts, Nov 18, 2018	Miscellaneous Tackles	1 vs. Arizona Cardinals, Sep 12, 2021 1 at Green Bay Packers, Dec 27, 2020

ANTHONY FIRKSER'S SINGLE-GAME HIGHS - POSTSEASON: RUSHING/RECEIVING

Receptions	2 vs. Baltimore Ravens, Jan 10, 2021 2 at New England Patriots, Jan 04, 2020 1 at Kansas City Chiefs, Jan 19, 2020	All-Purpose Yards	44 vs. Baltimore Ravens, Jan 10, 2021 23 at New England Patriots, Jan 04, 2020 22 at Kansas City Chiefs, Jan 19, 2020
Receiving Yards	44 vs. Baltimore Ravens, Jan 10, 2021 23 at New England Patriots, Jan 04, 2020 22 at Kansas City Chiefs, Jan 19, 2020	Kickoff Returns	1 at Kansas City Chiefs, Jan 19, 2020
Longest Receptions	35 vs. Baltimore Ravens, Jan 10, 2021 22t at Kansas City Chiefs, Jan 19, 2020 12t at New England Patriots, Jan 04, 2020	Most TDs	1 at Kansas City Chiefs, Jan 19, 2020 1 at New England Patriots, Jan 04, 2020
Receiving TDs	1 at Kansas City Chiefs, Jan 19, 2020 1 at New England Patriots, Jan 04, 2020	Miscellaneous Tackles	1 vs. Cincinnati Bengals, Jan 22, 2022

ANTHONY FIRKSER'S 100-YARD RECEIVING GAMES (1): REGULAR SEASON

DATE	TEAM	NO.	YDS.	AVG.	LG	TD
10/18/20	TEXANS	8	113	14.1	45	1

ANTHONY FIRKSER'S 2021 GXG REGULAR-SEASON STATISTICS (TITANS)

DATE	OPPONENT	P/S	RECEIVING					RUSHING					W/L	SCORE	
			NO.	YDS.	AVG.	LG	TD	NO.	YDS.	AVG.	LG	TD			
09/12	Cardinals	P	3	19	6.3	11	0	0	0	0.0	0	0	L	13-38	
09/19	at Seahawks		ON INACTIVE LIST											W	33-30+
09/26	Colts		ON INACTIVE LIST											W	25-16
10/03	at Jets	S	3	23	7.7	10	0	0	0	0.0	0	0	L	24-27+	
10/10	at Jaguars	P	3	33	11.0	14	0	0	0	0.0	0	0	W	37-19	
10/18	Bills	P	1	11	11.0	11	0	0	0	0.0	0	0	W	34-31	
10/24	Chiefs	P	1	9	9.0	9	0	0	0	0.0	0	0	W	27-3	
10/31	at Colts	P	1	8	8.0	8	0	0	0	0.0	0	0	W	34-31+	
11/07	at Rams	P	1	7	7.0	7	0	0	0	0.0	0	0	W	28-16	
11/14	Saints	P	1	2	2.0	2	0	0	0	0.0	0	0	W	23-21	
11/21	Texans	P	5	26	5.2	7	0	0	0	0.0	0	0	L	13-22	
11/28	at Patriots	P	1	7	7.0	7	0	0	0	0.0	0	0	L	13-36	
12/12	Jaguars	P	4	34	8.5	11	0	0	0	0.0	0	0	W	20-0	
12/19	at Steelers	P	2	19	9.5	11	0	0	0	0.0	0	0	L	13-19	
12/23	49ers	P	1	13	13.0	13	0	0	0	0.0	0	0	W	20-17	
01/02	Dolphins	P	3	24	8.0	15t	1	0	0	0.0	0	0	W	34-3	
01/09	at Texans	P	4	56	14.0	24	1	0	0	0.0	0	0	W	28-25	
2021 TOTALS		15-1	34	291	8.6	24	2	0	0	0.0	0	0	0	12-5	

+ - Overtime

ANTHONY FIRKSER'S 2020 GXG REGULAR-SEASON STATISTICS (TITANS)

DATE	OPPONENT	P/S	RECEIVING					RUSHING					W/L	SCORE
			NO.	YDS.	AVG.	LG	TD	NO.	YDS.	AVG.	LG	TD		
09/14	at Broncos	P	2	5	2.5	6	0	0	0	0.0	0	0	W	16-14
09/20	Jaguars	P	4	45	11.3	16	0	0	0	0.0	0	0	W	33-30
09/27	at Vikings	P	0	0	0.0	0	0	0	0	0.0	0	0	W	31-30
10/13	Bills	S	3	19	6.3	12	0	0	0	0.0	0	0	W	42-16
10/18	Texans	P	8	113	14.1	45	1	0	0	0.0	0	0	W	42-36+
10/25	Steelers	P	2	7	3.5	4	0	0	0	0.0	0	0	L	24-27
11/01	at Bengals	P	2	36	18.0	26	0	0	0	0.0	0	0	L	20-31
11/08	Bears	P	3	19	6.3	12	0	0	0	0.0	0	0	W	24-17
11/12	Colts	P	1	5	5.0	5	0	0	0	0.0	0	0	L	17-34
11/22	at Ravens	P	4	33	8.3	12	0	0	0	0.0	0	0	W	30-24+
11/29	at Colts	P	0	0	0.0	0	0	0	0	0.0	0	0	W	45-26
12/06	Browns	P	5	51	10.2	14	0	0	0	0.0	0	0	L	35-41
12/13	at Jaguars	P	1	5	5.0	5	0	0	0	0.0	0	0	W	31-10
12/20	Lions	P	1	20	20.0	20	0	0	0	0.0	0	0	W	46-25
12/27	at Packers	P	1	11	11.0	11	0	0	0	0.0	0	0	L	14-40
01/03	at Texans	P	2	18	9.0	12	0	0	0	0.0	0	0	W	41-38
2020 TOTALS		16-1	39	387	9.9	45	1	0	0	0.0	0	0	0	11-5

+ - Overtime

ANTHONY FIRKSER'S 2019 GXG REGULAR-SEASON STATISTICS (TITANS)

DATE	OPPONENT	P/S	RECEIVING					RUSHING					W/L	SCORE
			NO.	YDS.	AVG.	LG	TD	NO.	YDS.	AVG.	LG	TD		
09/08	at Browns	P	0	0	0.0	0	0	0	0	0.0	0	0	W	43-13
09/15	Colts	P	0	0	0.0	0	0	0	0	0.0	0	0	L	17-19
09/19	at Jaguars	P	0	0	0.0	0	0	0	0	0.0	0	0	L	7-20
09/29	at Falcons							INACTIVE					W	24-10
10/06	Bills	P	0	0	0.0	0	0	0	0	0.0	0	0	L	7-14
10/13	at Broncos	P	1	25	25.0	25	0	0	0	0.0	0	0	L	0-16
10/20	Chargers	P	1	27	27.0	27	0	0	0	0.0	0	0	W	23-20
10/27	Buccaneers	P	3	43	14.3	23	0	0	0	0.0	0	0	W	27-23
11/03	at Panthers	P	0	0	0.0	0	0	0	0	0.0	0	0	L	20-30
11/10	Chiefs	P	3	36	12.0	20	1	0	0	0.0	0	0	W	35-32
11/24	Jaguars	P	0	0	0.0	0	0	0	0	0.0	0	0	W	42-20
12/01	at Colts	P	3	22	7.3	13	0	0	0	0.0	0	0	W	31-17
12/08	at Raiders	P	1	39	39.0	39	0	0	0	0.0	0	0	W	42-21
12/15	Texans	S	1	7	7.0	7	0	0	0	0.0	0	0	L	21-24
12/22	Saints	P	0	0	0.0	0	0	0	0	0.0	0	0	L	28-38
12/29	at Texans	P	1	5	5.0	5	0	0	0	0.0	0	0	W	35-14
2019 TOTALS		15-1	14	204	14.6	39	1	0	0	0.0	0	0	0	9-7

ANTHONY FIRKSER'S 2021 GXG POSTSEASON STATISTICS (TITANS)

DATE	OPPONENT	P/S	RECEIVING					RUSHING					W/L	SCORE
			NO.	YDS.	AVG.	LG	TD	NO.	YDS.	AVG.	LG	TD		
01/22	Bengals	P	0	0	0.0	0	0	0	0	0.0	0	0	L	16-19
2021 TOTALS		1-0	0	0	0.0	0	0	0	0	0.0	0	0	0	0-1

ANTHONY FIRKSER'S 2020 GXG POSTSEASON STATISTICS (TITANS)

DATE	OPPONENT	P/S	RECEIVING					RUSHING					W/L	SCORE
			NO.	YDS.	AVG.	LG	TD	NO.	YDS.	AVG.	LG	TD		
01/10	Ravens	P	2	44	22.0	35	0	0	0	0.0	0	0	L	13-20
2020 TOTALS		1-0	2	44	22.0	35	0	0	0	0.0	0	0	0	0-1

ANTHONY FIRKSER'S 2019 GXG POSTSEASON STATISTICS (TITANS)

DATE	OPPONENT	P/S	RECEIVING					RUSHING					W/L	SCORE
			NO.	YDS.	AVG.	LG	TD	NO.	YDS.	AVG.	LG	TD		
01/04	at Patriots	P	2	23	11.5	12t	1	0	0	0.0	0	0	W	20-13
01/11	at Ravens	P	0	0	0.0	0	0	0	0	0.0	0	0	W	28-12
01/19	at Chiefs	P	1	22	22.0	22t	1	0	0	0.0	0	0	L	24-35
2019 TOTALS		3-0	3	45	15.0	22T	2	0	0	0.0	0	0	2-1	



MIKE FORD

Cornerback

28

BIRTHDATE

08/04/95

HEIGHT

6'0"

WEIGHT

199 LBS

NFL EXP.

4 YRS

ACQUIRED

W-'21

HOMETOWN

ALTON, ILL.

COLLEGE

SOUTHEAST MISSOURI STATE

CAREER

- » Recorded 39 total tackles (36 solo), four passes defended and 16 special teams tackles in 44 games (seven starts) for the Lions and Broncos prior to joining the Falcons.
- » Appeared in 13 games for Denver in 2021 and notched four total tackles (two solo) and four special teams tackles.
- » Set single-season career highs in total tackles (24) and tackles for loss (one) as a rookie in 2018.

COLLEGE

- » Played three seasons (2015-17) at Southeast Missouri State University in Cape Girardeau, Mo.
- » Recorded 116 total tackles (84 solo), 34 passes defended, seven interceptions, 10 tackles for loss and 5.0 sacks for

the Redhawks.

- » Earned second-team all-conference honors in 2016.
- » Notched five interceptions for the Redhawks in 2015.

PERSONAL

- » Attended Marquette Catholic High School in Alton, Ill.
- » Earned first-team all-conference honors on both offense and defense.
- » Named his team's offensive player of the year as both a junior and senior.
- » Rushed for 1,614 yards and 24 touchdowns as a senior.
- » Also lettered in track and field where he competed in the triple jump.

TRANSACTIONS

- » Originally signed by the Detroit Lions on May 11, 2018.
- » Waived by Detroit on Sept. 1, 2018.
- » Signed to the Lions practice squad on Sept. 2, 2018.
- » Signed to Detroit's active roster on Nov. 14, 2018.
- » Re-signed by Detroit on April 21, 2020.
- » Re-signed by the Lions on March 8, 2021.
- » Waived by the Lions on Aug. 30, 2021.
- » Claimed off waivers by the Denver Broncos on Sept. 1, 2021.
- » Signed by the Atlanta Falcons on April 8, 2022.

MIKE FORD'S NFL REGULAR SEASON DEFENSIVE STATISTICS

DATE	TEAM	GP	TACKLES							INTERCEPTIONS							FUMBLES					ST		MISC			
			GS	TK	S	A	TFL	YDS	SK	YDS	QBH	NO	YDS	LG	TD	PD	FF	FR	TD	YDS	TK	S	A	FF	FR	S	A
2021	Broncos	13	0	2	2	0	0	0	0.0	0.0	0	0	0	0	0	0	0	0	0	0	4	4	0	0	0	0	0
2020	Lions	9	1	4	3	1	0	0	0.0	0.0	0	0	0	0	1	0	0	0	0	8	6	2	0	0	0	0	
2019	Lions	15	2	9	8	1	0	0	0.0	0.0	0	0	0	0	2	0	0	0	0	3	3	0	0	0	0	0	
2018	Lions	7	4	24	23	1	1	3	0.0	0.0	0	0	0	0	1	0	0	0	0	1	1	0	0	0	0	0	
NFL TOTALS		44	7	39	36	3	1	3	0.0	0.0	0	0	0	0	4	0	0	0	0	16	14	2	0	0	0	0	

MIKE FORD'S SINGLE-GAME HIGHS: DEFENSIVE

Total Tackles 6 vs. Los Angeles Rams, Dec 02, 2018
 6 vs. Chicago Bears, Nov 22, 2018
 4 at Green Bay Packers, Dec 30, 2018

Solo Tackles 6 vs. Los Angeles Rams, Dec 02, 2018
 5 vs. Chicago Bears, Nov 22, 2018
 4 at Green Bay Packers, Dec 30, 2018

Passes Defensed 1 vs. Green Bay Packers, Dec 13, 2020
 1 vs. New York Giants, Oct 27, 2019
 ...2 more at 1.

Tackles For Loss 1 vs. Chicago Bears, Nov 22, 2018

Special Teams Tackles 2 at New York Giants, Sep 12, 2021
 2 vs. Minnesota Vikings, Jan 03, 2021
 ...2 more at 2.

MIKE FORD'S 2021 GXG REGULAR-SEASON STATISTICS (BRONCOS)																												
DATE	OPPONENT	P/S	TACKLES						INTERCEPTIONS				FUMBLES			ST		MISC		SCORE								
			TK	S	A	SK	YDS	TFL	YDS	QBH	NO	YDS	LG	TD	PD	FF	FR	TD	YDS		TK	S	A	FF	FR	S	A	W/L
09/12	at Giants	P	0	0	0	0	0	0	0	0	0	0	0	0	0	0	0	0	2	2	0	0	0	0	0	0	W	27-13
09/19	at Jaguars	P	0	0	0	0	0	0	0	0	0	0	0	0	0	0	0	0	0	0	0	0	0	0	0	0	W	23-13
09/26	Jets	P	0	0	0	0	0	0	0	0	0	0	0	0	0	0	0	0	0	0	0	0	0	0	0	0	W	26-0
10/03	Ravens	P	0	0	0	0	0	0	0	0	0	0	0	0	0	0	0	0	0	0	0	0	0	0	0	0	L	7-23
10/10	at Steelers	P	0	0	0	0	0	0	0	0	0	0	0	0	0	0	0	0	1	1	0	0	0	0	0	0	L	19-27
10/17	Raiders		INJURED RESERVE																							L	24-34	
10/21	at Browns		INJURED RESERVE																							L	14-17	
10/31	Football Team		INJURED RESERVE																							W	17-10	
11/07	at Cowboys	P	1	1	0	0	0	0	0	0	0	0	0	0	0	0	0	0	0	0	0	0	0	0	0	0	W	30-16
11/14	Eagles	P	0	0	0	0	0	0	0	0	0	0	0	0	0	0	0	0	0	0	0	0	0	0	0	0	L	13-30
11/28	Chargers	P	0	0	0	0	0	0	0	0	0	0	0	0	0	0	0	0	0	0	0	0	0	0	0	0	W	28-13
12/05	at Chiefs	P	0	0	0	0	0	0	0	0	0	0	0	0	0	0	0	0	1	1	0	0	0	0	0	0	L	9-22
12/12	Lions	P	1	1	0	0	0	0	0	0	0	0	0	0	0	0	0	0	0	0	0	0	0	0	0	0	W	38-10
12/19	Bengals	P	0	0	0	0	0	0	0	0	0	0	0	0	0	0	0	0	0	0	0	0	0	0	0	0	L	10-15
12/26	at Raiders	P	0	0	0	0	0	0	0	0	0	0	0	0	0	0	0	0	0	0	0	0	0	0	0	0	L	13-17
01/02	at Chargers		RESERVE/COVID-19																							L	13-34	
01/08	Chiefs	P	0	0	0	0	0	0	0	0	0	0	0	0	0	0	0	0	0	0	0	0	0	0	0	0	L	24-28
2021 TOTALS			13-0	2	2	0	0	0	0	0	0	0	0	0	0	0	0	0	4	4	0	0	0	0	0	0	7-10	

MIKE FORD'S 2020 GXG REGULAR-SEASON STATISTICS (LIONS)																												
DATE	OPPONENT	P/S	TACKLES						INTERCEPTIONS				FUMBLES			ST		MISC		SCORE								
			TK	S	A	SK	YDS	TFL	YDS	QBH	NO	YDS	LG	TD	PD	FF	FR	TD	YDS		TK	S	A	FF	FR	S	A	W/L
09/13	Bears		INJURED RESERVE																							L	23-27	
09/20	at Packers		INJURED RESERVE																							L	21-42	
09/27	at Cardinals		INJURED RESERVE																							W	26-23	
10/04	Saints		INJURED RESERVE																							L	29-35	
10/18	at Jaguars		INJURED RESERVE																							W	34-16	
10/25	at Falcons	P	0	0	0	0	0	0	0	0	0	0	0	0	0	0	0	0	0	0	0	0	0	0	0	0	W	23-22
11/01	Colts		ON INACTIVE LIST																							L	21-41	
11/08	at Vikings	P	0	0	0	0	0	0	0	0	0	0	0	0	0	0	0	0	2	2	0	0	0	0	0	0	L	20-34
11/15	Football Team	P	0	0	0	0	0	0	0	0	0	0	0	0	0	0	0	0	2	2	0	0	0	0	0	0	W	30-27
11/22	at Panthers	P	0	0	0	0	0	0	0	0	0	0	0	0	0	0	0	0	1	1	0	0	0	0	0	0	L	0-20
11/26	Texans		INACTIVE																							L	25-41	
12/06	at Bears	P	1	1	0	0	0	0	0	0	0	0	0	0	0	0	0	0	1	1	0	0	0	0	0	0	W	34-30
12/13	Packers	P	2	2	0	0	0	0	0	0	0	0	0	1	0	0	0	0	0	0	0	0	0	0	0	0	L	24-31
12/20	at Titans	S	1	0	1	0	0	0	0	0	0	0	0	0	0	0	0	0	0	0	0	0	0	0	0	0	L	25-46
12/26	Buccaneers	P	0	0	0	0	0	0	0	0	0	0	0	0	0	0	0	0	0	0	0	0	0	0	0	0	L	7-47
01/03	Vikings	P	0	0	0	0	0	0	0	0	0	0	0	0	0	0	0	0	2	2	0	0	0	0	0	0	L	35-37
2020 TOTALS			9-1	4	3	1	0	0	0	0	0	0	0	1	0	0	0	0	8	6	2	0	0	0	0	0	5-11	

MIKE FORD'S 2019 GXG REGULAR-SEASON STATISTICS (LIONS)

DATE	OPPONENT	P/S	TACKLES					INTERCEPTIONS				FUMBLES			ST			MISC		SCORE							
			TK	S	A	SK	YDS	TFL	YDS	QBH	NO	YDS	LG	TD	PD	FF	FR	TD	YDS		TK	S	A	FF	FR	S	A
09/08	at Cardinals	P	1	1	0	0	0	0	0	0	0	0	0	0	0	0	0	0	0	0	0	0	0	0	0	T	27-27+
09/15	Chargers	P	0	0	0	0	0	0	0	0	0	0	0	0	0	0	0	0	0	0	0	0	0	0	0	W	13-10
09/22	at Eagles	P	1	1	0	0	0	0	0	0	0	0	0	1	0	0	0	0	0	0	0	0	0	0	0	W	27-24
09/29	Chiefs	S	3	2	1	0	0	0	0	0	0	0	0	0	0	0	0	0	0	0	0	0	0	0	0	L	30-34
10/14	at Packers	P	0	0	0	0	0	0	0	0	0	0	0	0	0	0	0	0	0	0	0	0	0	0	0	L	22-23
10/20	Vikings	P	0	0	0	0	0	0	0	0	0	0	0	0	0	0	0	0	0	0	0	0	0	0	0	L	30-42
10/27	Giants	S	2	2	0	0	0	0	0	0	0	0	0	1	0	0	0	0	0	0	0	0	0	0	0	W	31-26
11/03	at Raiders	P	0	0	0	0	0	0	0	0	0	0	0	0	0	0	0	0	0	0	0	0	0	0	0	L	24-31
11/10	at Bears	P	1	1	0	0	0	0	0	0	0	0	0	0	0	0	0	0	0	0	0	0	0	0	0	L	13-20
11/17	Cowboys	P	1	1	0	0	0	0	0	0	0	0	0	0	0	0	0	0	0	0	0	0	0	0	0	L	27-35
11/24	at Redskins	P	0	0	0	0	0	0	0	0	0	0	0	0	0	0	0	0	1	1	0	0	0	0	0	L	16-19
11/28	Bears	P	0	0	0	0	0	0	0	0	0	0	0	0	0	0	0	0	1	1	0	0	0	0	0	L	20-24
12/08	at Vikings	P	0	0	0	0	0	0	0	0	0	0	0	0	0	0	0	0	0	0	0	0	0	0	0	L	7-20
12/15	Buccaneers	P	0	0	0	0	0	0	0	0	0	0	0	0	0	0	0	0	1	1	0	0	0	0	0	L	17-38
12/22	at Broncos		INACTIVE																					L	17-27		
12/29	Packers	P	0	0	0	0	0	0	0	0	0	0	0	0	0	0	0	0	0	0	0	0	0	0	0	L	20-23
2019 TOTALS		15-2	9	8	1	0	0	0	0	0	0	0	0	2	0	0	0	0	3	3	0	0	0	0	0	3-12-1	

+ - Overtime



FELEIPE FRANKS

Tight End

15

BIRTHDATE

12/22/97

HEIGHT

6'6"

WEIGHT

241 LBS

NFL EXP.

2 YRS

ACQUIRED

CFA '21

HOMETOWN

CRAWFORDVILLE, FLA.

COLLEGE

ARKANSAS

CAREER

- » Played in nine games tallying six rushing yards on offense and contributed on special teams as a rookie in 2021.

COLLEGE

- » Played one season (2020) at the University of Arkansas after transferring from the University of Florida where he played three seasons (2017-19).
- » Set the single-season school record for completion percentage, completing 68.5 percent of his passes as a redshirt senior in 2020 at Arkansas. Completed 163-of-238 attempts (68.5 percent) for 2,107 yards, 17 touchdowns and four interceptions.
- » Started three games as a redshirt junior at Florida in 2019 before suffering a season-ending injury.

PERSONAL

- » Completed 188-of-322 attempts (58.0 percent) for 2,457 yards, 24 touchdowns and six interceptions and rushed for 350 yards and seven touchdowns in 13 games as a redshirt sophomore at Florida in 2018.
- » Native of Crawfordville, Fla., and attended Wakulla High School where he lettered in football and baseball.
- » Selected by the Boston Red Sox with the 947th pick in the 31st round of the 2019 MLB Amateur Draft.
- » Earned Class 5A second-team all-state honors as both a junior and senior.
- » Passed for 2,766 yards and 35 touchdowns and rushed for 245 yards and four touchdowns as a senior in 2015.

TRANSACTIONS

- » Signed by the Falcons as an undrafted free agent following the 2021 NFL Draft.

FELEIPE FRANKS' NFL REGULAR SEASON RUSHING/RECEIVING STATISTICS

DATE	TEAM	RECEIVING						RUSHING					
		GP	GS	NO.	YDS.	AVG.	LG	TD	NO.	YDS.	AVG.	LG	TD
2021	Falcons	9	0	0	0	0.0	0	0	3	6	2.0	4	0
NFL TOTALS		9	0	0	0	0.0	0	0	3	6	2.0	4	0

FELEIPE FRANKS' NFL REGULAR SEASON RETURN STATISTICS

DATE	TEAM	KICKOFF RETURNS						PUNT RETURNS					
		RET.	YDS.	AVG.	LG	TD	NO.	FC	YDS.	AVG.	LG	TD	
2021	Falcons	0	0	0.0	0	0	0	0	0	0	0.0	0	0
NFL TOTALS		0	0	0.0	0	0	0	0	0	0	0.0	0	0

FELEIPE FRANKS' SINGLE-GAME HIGHS: RUSHING/RECEIVING

Rush Attempts 2 at New Orleans Saints, Nov 07, 2021
1 vs. Washington Football Team, Oct 03, 2021

Rushing Yards 3 at New Orleans Saints, Nov 07, 2021
3 vs. Washington Football Team, Oct 03, 2021

Longest Runs 4 at New Orleans Saints, Nov 07, 2021
3 vs. Washington Football Team, Oct 03, 2021

All-Purpose Yards 3 at New Orleans Saints, Nov 07, 2021
3 vs. Washington Football Team, Oct 03, 2021

FELEIPE FRANKS' 2021 GXG REGULAR-SEASON STATISTICS (FALCONS)

DATE	OPPONENT	P/S	RECEIVING					RUSHING					W/L	SCORE		
			NO.	YDS.	AVG.	LG	TD	NO.	YDS.	AVG.	LG	TD				
09/12	Eagles		ON INACTIVE LIST											L	6-32	
09/19	at Buccaneers		ON INACTIVE LIST											L	25-48	
09/26	at Giants	P	0	0	0.0	0	0	0	0	0.0	0	0	0	0	W	17-14
10/03	Football Team	P	0	0	0.0	0	0	1	3	3.0	3	3	0	L	30-34	
10/10	Jets		ON INACTIVE LIST											W	27-20	
10/24	at Dolphins		ON INACTIVE LIST											W	30-28	
10/31	Panthers	P	0	0	0.0	0	0	0	0	0.0	0	0	0	L	13-19	
11/07	at Saints	P	0	0	0.0	0	0	2	3	1.5	4	4	0	W	27-25	
11/14	at Cowboys	P	0	0	0.0	0	0	0	0	0.0	0	0	0	L	3-43	
11/18	Patriots	P	0	0	0.0	0	0	0	0	0.0	0	0	0	L	0-25	
11/28	at Jaguars	P	0	0	0.0	0	0	0	0	0.0	0	0	0	W	21-14	
12/05	Buccaneers	P	0	0	0.0	0	0	0	0	0.0	0	0	0	L	17-30	
12/12	at Panthers		DID NOT PLAY (NON-INJURY)											W	29-21	
12/19	at 49ers	P	0	0	0.0	0	0	0	0	0.0	0	0	0	L	13-31	
12/26	Lions		DID NOT PLAY (NON-INJURY)											W	20-16	
01/02	at Bills		ON INACTIVE LIST											L	15-29	
01/09	Saints		DID NOT PLAY (NON-INJURY)											L	20-30	
2021 TOTALS		9-0	0	0	0.0	0	0	3	6	2.0	4	4	0	7-10		



COLBY GOSSETT

Offensive Lineman

66

BIRTHDATE

06/23/95

HEIGHT

6'5"

WEIGHT

321 LBS

NFL EXP.

3 YRS

ACQUIRED

FA-'22

HOMETOWN

CUMMING, GA.

COLLEGE

APPALACHIAN STATE

CAREER

- » Has played in 20 games (four starts) over four seasons.
- » Played in 15 games, contributing primarily on special teams for Atlanta in 2021.
- » Appeared in five games (four starts) at left guard for the Arizona Cardinals in 2018.
- » Spent the 2019 season on the Cleveland Browns practice squad before exercising his option to opt-out of the 2020 season due to the COVID-19 pandemic.
- » Also spent time with the Minnesota Vikings and New England Patriots.

COLLEGE

- » Played four seasons (2014-17) at Appalachian State

University in Boone, N.C. after redshirting as a freshman in 2013.

- » Started the final 46 games of his collegiate career at right guard for the Mountaineers.
- » Earned first-team All-Sun Belt Conference honors as a junior in 2016 and a senior in 2017.
- » Became the third player in program history to be selected to play in the Reese's Senior Bowl in Mobile, Ala.

PERSONAL

- » Attended North Forsyth High School in Cumming, Ga., where he earned first-team all-region recognition as a senior in 2012.
- » Earned a bachelor's degree in business management at Appalachian State.
- » Avid outdoorsman that enjoys waterfowl hunting and fishing

TRANSACTIONS

- » Originally selected by the Minnesota Vikings in the sixth round (213th overall) of the 2018 NFL Draft.
- » Waived by Minnesota on Sept. 1, 2018.
- » Signed to the Vikings practice squad on Sept. 2, 2018.
- » Signed to the Arizona Cardinals' active roster on Oct. 30, 2018.
- » Waived by the Cardinals on Aug. 31, 2019.
- » Signed to the New England Patriots practice squad on Sept. 2, 2019.
- » Released from the Patriots practice squad on Sept. 11, 2019.
- » Signed to the Cleveland Browns practice squad on Sept. 12, 2019.
- » Signed to the Browns active roster on Dec. 24, 2019.
- » Waived by Cleveland on Aug. 31, 2021.
- » Claimed off waivers by the Atlanta Falcons on Sept. 2, 2021.
- » Signed by the Falcons on March 17, 2022.
- » Released by Atlanta on Aug. 30, 2022.
- » Signed by the Falcons on Sept. 1, 2022.

COLBY GOSSETT'S NFL REGULAR SEASON STATISTICS

DATE	TEAM	GP	GS
2021	Falcons	15	0
2020	Browns	0	0
2019	Browns	0	0
2018	Cardinals	5	4
NFL TOTALS		20	4

COLBY GOSSETT'S NFL POSTSEASON STATISTICS

DATE	TEAM	GP	GS
2020	Browns	0	0
NFL TOTALS		0	0

COLBY GOSSETT'S 2021 GXG REGULAR-SEASON STATISTICS (FALCONS)

DATE	OPPONENT	P/S		W/L	SCORE
09/12	Eagles	P		L	6-32
09/19	at Buccaneers		DID NOT PLAY (NON-INJURY)	L	25-48
09/26	at Giants	P		W	17-14
10/03	Football Team		DID NOT PLAY (NON-INJURY)	L	30-34
10/10	Jets	P		W	27-20
10/24	at Dolphins	P		W	30-28
10/31	Panthers	P		L	13-19
11/07	at Saints	P		W	27-25
11/14	at Cowboys	P		L	3-43
11/18	Patriots	P		L	0-25
11/28	at Jaguars	P		W	21-14
12/05	Buccaneers	P		L	17-30
12/12	at Panthers	P		W	29-21
12/19	at 49ers	P		L	13-31
12/26	Lions	P		W	20-16
01/02	at Bills	P		L	15-29
01/09	Saints	P		L	20-30
2021 TOTALS		15-0		7-10	

COLBY GOSSETT'S 2020 GXG REGULAR-SEASON STATISTICS (BROWNS)

DATE	OPPONENT	P/S		W/L	SCORE
09/13	at Ravens		DID NOT PLAY	L	6-38
09/17	Bengals		DID NOT PLAY	W	35-30
09/27	Football Team		DID NOT PLAY	W	34-20
10/04	at Cowboys		DID NOT PLAY	W	49-38
10/11	Colts		DID NOT PLAY	W	32-23
10/18	at Steelers		DID NOT PLAY	L	7-38
10/25	at Bengals		DID NOT PLAY	W	37-34
11/01	Raiders		DID NOT PLAY	L	6-16
11/15	Texans		RESERVE/COVID-19	W	10-7
11/22	Eagles		RESERVE/COVID-19	W	22-17
11/29	at Jaguars		RESERVE/COVID-19	W	27-25
12/06	at Titans		RESERVE/COVID-19	W	41-35
12/14	Ravens		RESERVE/COVID-19	L	42-47
12/20	at Giants		RESERVE/COVID-19	W	20-6
12/27	at Jets		RESERVE/COVID-19	L	16-23
01/03	Steelers		RESERVE/COVID-19	W	24-22
2020 TOTALS		0-0		11-5	

COLBY GOSSETT'S 2019 GXG REGULAR-SEASON STATISTICS (BROWNS)

DATE	OPPONENT	P/S		W/L	SCORE
09/08	Titans		DID NOT PLAY	L	13-43
12/29	at Bengals		ON INACTIVE LIST	L	23-33
2019 TOTALS		0-0		0-2	

COLBY GOSSETT'S 2020 GXG POSTSEASON STATISTICS (BROWNS)

DATE	OPPONENT	P/S		W/L	SCORE
01/10	at Steelers		RESERVE/COVID-19	W	48-37
01/17	at Chiefs		RESERVE/COVID-19	L	17-22
2020 TOTALS		0-0		1-1	



TA'QUON GRAHAM

Defensive Lineman

95

BIRTHDATE
12/01/98

HEIGHT
6'4"

WEIGHT
307 LBS

NFL EXP.
2 YRS

ACQUIRED
D5a '21

HOMETOWN
TEMPLE, TEXAS

COLLEGE
TEXAS

CAREER

- » Played in 13 games (five starts) compiling 15 total tackles (eight solo), two tackles for loss and two quarterback hits as a rookie in 2021.
- » Registered a career-high four total tackles (three solo) and one tackle for loss in Week 18 vs. New Orleans in 2021.

COLLEGE

- » Played four seasons (2017-20) at the University of Texas.
- » Appeared in 48 career games with 24 starts for the Longhorns and recorded 72 total tackles (41 solo), 23 tackles for loss, 7.0 sacks, one forced fumble, and one fumble recovery.
- » Started all nine games in 2020 and recorded 23 total tackles (12 solo), seven tackles for loss, 2.0 sacks, two

quarterback hurries and one fumble recovery as a senior.

- » Finished with 31 total tackles (16 solo), 12 tackles for loss, 3.5 sacks and one pass breakup in 13 games (13 starts) in 2019.
- » Appeared in 14 games (two starts) as a sophomore and tallied 12 total tackles, 2.0 sacks and one forced fumble.
- » Played in 12 games as a true freshman in 2017.

PERSONAL

- » Attended Temple (Texas) High School where he earned All-America, all-state and all-district honors.
- » Helped Temple make an appearance in the 5A Division 1 state championship game as a senior in 2016.
- » Son of Forestine Thompson and Phillip Graham.

TRANSACTIONS

- » Selected by the Atlanta Falcons in the fifth round (148th overall) of the 2021 NFL Draft.

REGULAR SEASON COMPARISON: DEFENSIVE - NEW ORLEANS SAINTS

DATE	OPP	W/L	GP/GS	TACKLES							MISC						
				TOT	SOLO	ASST	SACK	YDS.	INT	TFL	PD	QBH	TD	FF	FR		
1/9/22	ATL vs. NO	L	5	4	3	1	0.0	0.0	0	1	0	0	0	0	0	0	
TOTALS		0/1	1/1	4	3	1	0.0	0.0	0	1	0	0	0	0	0	0	

TA'QUON GRAHAM'S NFL REGULAR SEASON DEFENSIVE STATISTICS

DATE	TEAM	GP	GS	TACKLES							INTERCEPTIONS					FUMBLES					ST				MISC			
				TK	S	A	TFL	YDS	SK	YDS	QBH	NO	YDS	LG	TD	PD	FF	FR	TD	YDS	TK	S	A	FF	FR	S	A	
2021	Falcons	13	5	15	8	7	2	1	0.0	0.0	2	0	0	0	0	0	0	0	0	0	0	0	0	0	0	0	0	0
NFL TOTALS		13	5	15	8	7	2	1	0.0	0.0	2	0	0	0	0	0	0	0	0	0	0	0	0	0	0	0	0	0

TA'QUON GRAHAM'S SINGLE-GAME HIGHS: DEFENSIVE

Total Tackles 4 vs. New Orleans Saints, Jan 09, 2022
3 at New York Giants, Sep 26, 2021
2 at Buffalo Bills, Jan 02, 2022

Solo Tackles 3 vs. New Orleans Saints, Jan 09, 2022
2 at New York Giants, Sep 26, 2021
1 at Buffalo Bills, Jan 02, 2022
...2 more at 1.

Tackles For Loss 1 vs. New Orleans Saints, Jan 09, 2022
1 vs. Tampa Bay Buccaneers, Dec 05, 2021

TA'QUON GRAHAM'S 2021 GXG REGULAR-SEASON STATISTICS (FALCONS)

		TACKLES							INTERCEPTIONS				FUMBLES			ST		MISC											
DATE	OPPONENT	P/S	TK	S	A	SK	YDS	TFL	YDS	QBH	NO	YDS	LG	TD	PD	FF	FR	TD	YDS	TK	S	A	FF	FR	S	A	W/L	SCORE	
09/12	Eagles		ON INACTIVE LIST																							L	6-32		
09/19	at Buccaneers	P	10	10	0	0	0	0	0	0	0	0	0	0	0	0	0	0	0	0	0	0	0	0	0	0	0	L	25-48
09/26	at Giants	P	3	2	1	0	0	0	0	0	0	0	0	0	0	0	0	0	0	0	0	0	0	0	0	0	0	W	17-14
10/03	Football Team	P	10	10	0	0	0	0	0	0	0	0	0	0	0	0	0	0	0	0	0	0	0	0	0	0	0	L	30-34
10/10	Jets	P	0	0	0	0	0	0	0	0	0	0	0	0	0	0	0	0	0	0	0	0	0	0	0	0	0	W	27-20
10/24	at Dolphins	P	0	0	0	0	0	0	0	0	0	0	0	0	0	0	0	0	0	0	0	0	0	0	0	0	0	W	30-28
10/31	Panthers		ON INACTIVE LIST																							L	13-19		
11/07	at Saints		ON INACTIVE LIST																							W	27-25		
11/14	at Cowboys		ON INACTIVE LIST																							L	3-43		
11/18	Patriots	P	10	10	0	0	0	0	0	0	0	0	0	0	0	0	0	0	0	0	0	0	0	0	0	0	0	L	0-25
11/28	at Jaguars	S	1	1	0	0	0	0	0	1	0	0	0	0	0	0	0	0	0	0	0	0	0	0	0	0	0	W	21-14
12/05	Buccaneers	S	1	1	0	0	0	0	1	0	0	0	0	0	0	0	0	0	0	0	0	0	0	0	0	0	0	L	17-30
12/12	at Panthers	P	0	0	0	0	0	0	0	1	0	0	0	0	0	0	0	0	0	0	0	0	0	0	0	0	0	W	29-21
12/19	at 49ers	S	0	0	0	0	0	0	0	0	0	0	0	0	0	0	0	0	0	0	0	0	0	0	0	0	0	L	13-31
12/26	Lions	S	10	10	0	0	0	0	0	0	0	0	0	0	0	0	0	0	0	0	0	0	0	0	0	0	0	W	20-16
01/02	at Bills	P	2	1	1	0	0	0	0	0	0	0	0	0	0	0	0	0	0	0	0	0	0	0	0	0	0	L	15-29
01/09	Saints	S	4	3	1	0	0	0	1	1	0	0	0	0	0	0	0	0	0	0	0	0	0	0	0	0	0	L	20-30
2021 TOTALS		13-5	15	8	7	0	0	0	2	1	2	0	0	0	0	0	0	0	0	0	0	0	0	0	0	0	0	7-10	



RICHIE GRANT

Safety

27

BIRTHDATE
11/09/97

HEIGHT
6'0"

WEIGHT
204 LBS

NFL EXP.
2 YRS

ACQUIRED
D2 '21

HOMETOWN
FORT WALTON BEACH, FLA.

COLLEGE
UCF

CAREER

- » Played in 16 games totaling two passes defended, 29 total tackles (23 solo), two tackles for loss, one forced fumble, one special teams fumble recovery and six total special teams tackles (five solo) as a rookie in 2021.
- » Recorded five total tackles (three solo) on defense and a career-high two special teams tackles in Week 7 vs. Dolphins last year.

COLLEGE

- » Played four seasons (2017-20) at the University of Central Florida after redshirting his freshman year in 2016.
- » Tallied 291 total tackles, 29 pass breakups, 10 interceptions, 11.5 tackles for loss and seven forced fumbles over four seasons, earning first-team All-American Athletic Conference honors for three consecutive years (2018-20).
- » Started eight of nine games at safety as a senior in 2020 and led the Knights in tackles (72), interceptions (three) and fumble recoveries (two), while adding 3.5 tackles for loss, 1.0 sack and two forced fumbles.
- » Earned first-team All-AAC honors and was a Jim Thorpe Award finalist as a redshirt senior in 2020.

- » Finished with 78 total tackles, eight pass breakups, four tackles for loss, one interception and one forced fumble in 13 games (12 starts) as a junior in 2019 and earned first-team All-AAC honors for a second-consecutive season.
- » Started all 13 games at safety as a sophomore in 2018 and led the Knights in total tackles (109) and interceptions (six) earned first-team All-AAC honors.
- » Led the American Athletic Conference and ranked third in the nation with six interceptions as a sophomore.
- » Appeared in all 13 games as a redshirt freshman in 2017, recording 32 total tackles (925 solo), one tackle for loss, one forced fumble and two pass breakups.

PERSONAL

- » Attended Choctawhatchee High School in Fort Walton Beach, Fla., where he lettered in football and track.
- » Named to the 2015 Associated Press Florida Class 6A All-State Second Team as a senior after tallying 37 solo tackles, four interceptions, more than 1,000 receiving yards, three punt return touchdowns and one kickoff return touchdown.
- » Ran the 100M and 400M events for Choctawhatchee's track team.

TRANSACTIONS

- » Selected by the Atlanta Falcons in the second round (40th overall) of the 2021 NFL Draft

RICHIE GRANT'S NFL REGULAR SEASON DEFENSIVE STATISTICS

DATE	TEAM	GP	TACKLES							INTERCEPTIONS					FUMBLES				ST		MISC					
			GS	TK	S	A	TFL	YDS	SK	YDS	QBH	NO	YDS	LG	TD	PD	FF	FR	TD	YDS	TK	S	A	FF	FR	S
2021	Falcons	16	0	29	23	6	2	1	0.0	0.0	0	0	0	0	2	1	0	0	2	6	5	1	0	1	0	0
NFL TOTALS		16	0	29	23	6	2	1	0.0	0.0	0	0	0	0	2	1	0	0	2	6	5	1	0	1	0	0

RICHIE GRANT'S SINGLE-GAME HIGHS: DEFENSIVE

- Total Tackles** 6 vs. Detroit Lions, Dec 26, 2021
5 at Miami Dolphins, Oct 24, 2021
3 vs. Tampa Bay Buccaneers, Dec 05, 2021
...4 more at 3.
- Solo Tackles** 4 vs. Detroit Lions, Dec 26, 2021
4 at Miami Dolphins, Oct 24, 2021
3 at Jacksonville Jaguars, Nov 28, 2021
...1 more at 3.
- Passes Defended** 1 vs. Detroit Lions, Dec 26, 2021
1 vs. New York Jets, Oct 10, 2021
- Forced Fumbles** 1 at Dallas Cowboys, Nov 14, 2021
- Tackles For Loss** 2 at Jacksonville Jaguars, Nov 28, 2021
- Special Teams Tackles** 2 at New Orleans Saints, Nov 07, 2021
1 at San Francisco 49ers, Dec 19, 2021
1 at Jacksonville Jaguars, Nov 28, 2021
...2 more at 1.
- Special Teams Fumble Recoveries** 1 at San Francisco 49ers, Dec 19, 2021
- Longest Opponent's Fumble Return** 2 at San Francisco 49ers, Dec 19, 2021

RICHIE GRANT'S 2021 GXG REGULAR-SEASON STATISTICS (FALCONS)

		TACKLES							INTERCEPTIONS					FUMBLES			ST		MISC																										
DATE	OPPONENT	P/S	TK	S	A	SK	YDS	TFL	YDS	QBH	NO	YDS	LG	TD	PD	FF	FR	TD	YDS	TK	S	A	FF	FR	S	A	W/L/T	SCORE																	
09/12	Eagles	P	1	1	0	0	0	0	0	0	0	0	0	0	0	0	0	0	0	0	1	1	0	0	0	0	0	L	6-32																
09/19	at Buccaneers	P	0	0	0	0	0	0	0	0	0	0	0	0	0	0	0	0	0	0	0	0	0	0	0	0	0	L	25-48																
09/26	at Giants	P	0	0	0	0	0	0	0	0	0	0	0	0	0	0	0	0	0	0	0	0	0	0	0	0	W	17-14																	
10/03	Football Team	P	0	0	0	0	0	0	0	0	0	0	0	0	0	0	0	0	0	0	0	0	0	0	0	0	L	30-34																	
10/10	Jets	P	3	2	1	0	0	0	0	0	0	0	0	1	0	0	0	0	0	0	0	0	0	0	0	0	W	27-20																	
10/24	at Dolphins	P	5	4	1	0	0	0	0	0	0	0	0	0	0	0	0	0	0	0	1	0	1	0	0	0	W	30-28																	
10/31	Panthers	P	1	1	0	0	0	0	0	0	0	0	0	0	0	0	0	0	0	0	0	0	0	0	0	0	L	13-19																	
11/07	at Saints	P	0	0	0	0	0	0	0	0	0	0	0	0	0	0	0	0	0	0	2	2	0	0	0	0	W	27-25																	
11/14	at Cowboys	P	3	3	0	0	0	0	0	0	0	0	0	0	1	0	0	0	0	0	0	0	0	0	0	0	L	3-43																	
11/18	Patriots	P	3	2	1	0	0	0	0	0	0	0	0	0	0	0	0	0	0	0	0	0	0	0	0	0	L	0-25																	
11/28	at Jaguars	P	3	3	0	0	0	0	2	1	0	0	0	0	0	0	0	0	0	0	1	1	0	0	0	0	W	21-14																	
12/05	Buccaneers	P	3	2	1	0	0	0	0	0	0	0	0	0	0	0	0	0	0	0	0	0	0	0	0	0	L	17-30																	
12/12	at Panthers		ON INACTIVE LIST																																									W	29-21
12/19	at 49ers	P	1	1	0	0	0	0	0	0	0	0	0	0	0	0	0	0	0	0	2	1	1	0	0	0	L	13-31																	
12/26	Lions	P	6	4	2	0	0	0	0	0	0	0	0	1	0	0	0	0	0	0	0	0	0	0	0	0	W	20-16																	
01/02	at Bills	P	0	0	0	0	0	0	0	0	0	0	0	0	0	0	0	0	0	0	0	0	0	0	0	0	L	15-29																	
01/09	Saints	P	0	0	0	0	0	0	0	0	0	0	0	0	0	0	0	0	0	0	0	0	0	0	0	0	L	20-30																	
2021 TOTALS		16-0	29	23	6	0	0	0	2	1	0	0	0	2	1	0	0	2	6	5	1	0	1	0	0	0	7-10																		



DARREN HALL

Cornerback

34

BIRTHDATE
05/02/00

HEIGHT
6'0"

WEIGHT
190 LBS

NFL EXP.
2 YRS

ACQUIRED
D4a '21

HOMETOWN
PASADENA, CALIF.

COLLEGE
SAN DIEGO STATE

CAREER

- » Played in 14 games (one start) totaling 25 total tackles (19 solo), 1.0 sack, two tackles for loss, three passes defended, one quarterback hit and two total special teams tackles (two solo) as a rookie in 2021.
- » Finished with a career-high four tackles (three solo), his first career sack, one tackle for loss, and one quarterback hit in Week 11 vs. Patriots last season.

COLLEGE

- » Played three seasons (2018-20) at San Diego State (Calif.) University after redshirting his freshman year in 2017.
- » Recorded 134 total tackles (101 solo), 31 passes defended, six interceptions, 7.5 tackles for loss, 2.5 sacks, and three forced fumbles in 34 games for the Aztecs.
- » Tallied 38 total tackles (31 solo), nine passes defended, a career-high three interceptions, including one returned for a touchdown, and two tackles for loss in eight games in 2020, earning first-team All-Mountain West honors as a

junior.

- » Appeared in 12 games (11 starts) as a sophomore in 2019, registering 49 total tackles (34 solo), 3.5 tackles for loss, 1.5 sacks, two forced fumbles, one fumble recovery returned for a touchdown and a team-high 16 pass break ups.
- » Tied for the most pass break ups (16) in FBS play in 2019.
- » Played in 12 games with three starts as a redshirt freshman in 2018, tallying 45 total tackles (34 solo), two interceptions, two tackles for loss, 1.0 sack, three pass break ups, one forced fumble and one quarterback hurry.

PERSONAL

- » Attended Rancho Cucamonge (Calif.) High School where he lettered in football and track.
- » Recorded 95 total tackles, 11 pass deflections, two forced fumbles, one interception and one fumble recovery over two seasons of high school football.
- » Earned first-team all-league honors as a senior in 2016.

TRANSACTIONS

- » Selected by the Atlanta Falcons in the fourth round (108th overall) of the 2021 NFL Draft.

REGULAR SEASON COMPARISON: DEFENSIVE - NEW ORLEANS SAINTS

DATE	OPP	TACKLES											MISC				
		W/L	GP/GS	TOT	SOLO	ASST	SACK	YDS.	INT	TFL	PD	QBH	TD	FF	FR		
1/9/22	ATL vs. NO	L	P	1	1	0	0.0	0.0	0	0	1	0	0	0	0		
TOTALS		0/1	1/0	1	1	0	0.0	0.0	0	0	1	0	0	0	0		

DARREN HALL'S NFL REGULAR SEASON DEFENSIVE STATISTICS

DATE	TEAM	GP	GS	TACKLES							INTERCEPTIONS					FUMBLES					ST				MISC			
				TK	S	A	TFL	YDS	SK	YDS	QBH	NO	YDS	LG	TD	PD	FF	FR	TD	YDS	TK	S	A	FF	FR	S	A	
2021	Falcons	14	1	25	19	6	2	9	1.0	7.0	1	0	0	0	3	0	0	0	0	2	2	0	0	0	0	0	0	0
NFL TOTALS		14	1	25	19	6	2	9	1.0	7.0	1	0	0	0	3	0	0	0	0	2	2	0	0	0	0	0	0	

DARREN HALL'S SINGLE-GAME HIGHS: DEFENSIVE

Total Tackles 5 vs. Tampa Bay Buccaneers, Dec 05, 2021
 4 at Carolina Panthers, Dec 12, 2021
 4 vs. New England Patriots, Nov 18, 2021

Solo Tackles 4 at Carolina Panthers, Dec 12, 2021
 4 vs. Tampa Bay Buccaneers, Dec 05, 2021
 3 vs. New England Patriots, Nov 18, 2021

Sacks 1.0 vs. New England Patriots, Nov 18, 2021


Passes Defensed 1 vs. New Orleans Saints, Jan 09, 2022
 1 at Carolina Panthers, Dec 12, 2021
 ...1 more at 1.

Tackles For Loss 1 at Jacksonville Jaguars, Nov 28, 2021
 1 vs. New England Patriots, Nov 18, 2021

Special Teams Tackles 1 vs. New Orleans Saints, Jan 09, 2022
 1 vs. New York Jets, Oct 10, 2021

DARREN HALL'S 2021 GXG REGULAR-SEASON STATISTICS (FALCONS)

DATE	OPPONENT	P/S	TACKLES							INTERCEPTIONS				FUMBLES			ST			MISC		W/L	SCORE				
			TK	S	A	SK	YDS	TFL	YDS	QBH	NO	YDS	LG	TD	PD	FF	FR	TD	YDS	TK	S			A	FF	FR	S
09/12	Eagles																									L	6-32
09/19	at Buccaneers																									L	25-48
09/26	at Giants	P	0	0	0	0	0	0	0	0	0	0	0	0	0	0	0	0	0	0	0	0	0	0	0	W	17-14
10/03	Football Team																								L	30-34	
10/10	Jets	P	2	2	0	0	0	0	0	0	0	0	0	0	0	0	0	0	1	1	0	0	0	0	0	W	27-20
10/24	at Dolphins	P	0	0	0	0	0	0	0	0	0	0	0	0	0	0	0	0	0	0	0	0	0	0	0	W	30-28
10/31	Panthers	P	0	0	0	0	0	0	0	0	0	0	0	0	0	0	0	0	0	0	0	0	0	0	0	L	13-19
11/07	at Saints	P	0	0	0	0	0	0	0	0	0	0	0	0	0	0	0	0	0	0	0	0	0	0	0	W	27-25
11/14	at Cowboys	P	1	1	0	0	0	0	0	0	0	0	0	0	0	0	0	0	0	0	0	0	0	0	0	L	3-43
11/18	Patriots	P	4	3	1	1	0	7	0	1	7	1	0	0	0	0	0	0	0	0	0	0	0	0	0	L	0-25
11/28	at Jaguars	P	3	2	1	0	0	0	1	2	0	0	0	0	1	0	0	0	0	0	0	0	0	0	0	W	21-14
12/05	Buccaneers	P	5	4	1	0	0	0	0	0	0	0	0	0	0	0	0	0	0	0	0	0	0	0	0	L	17-30
12/12	at Panthers	P	4	4	0	0	0	0	0	0	0	0	0	0	1	0	0	0	0	0	0	0	0	0	0	W	29-21
12/19	at 49ers	P	1	0	1	0	0	0	0	0	0	0	0	0	0	0	0	0	0	0	0	0	0	0	0	L	13-31
12/26	Lions	P	3	2	1	0	0	0	0	0	0	0	0	0	0	0	0	0	0	0	0	0	0	0	0	W	20-16
01/02	at Bills	S	1	0	1	0	0	0	0	0	0	0	0	0	0	0	0	0	0	0	0	0	0	0	0	L	15-29
01/09	Saints	P	1	1	0	0	0	0	0	0	0	0	0	1	0	0	0	0	1	1	0	0	0	0	0	L	20-30
2021 TOTALS		14-1	25	19	6	1.0	7.0	2	9	1	0	0	0	0	3	0	0	0	0	2	2	0	0	0	0	7-10	



ERIK HARRIS

Safety

23

BIRTHDATE

04/02/90

HEIGHT

6'2"

WEIGHT

215 LBS

NFL EXP.

6 YRS

ACQUIRED

FA '21

HOMETOWN

NEW OXFORD, PA.

COLLEGE

CALIFORNIA (PA)

CAREER

- » Started 12 games, registering eight passes defended, 61 total tackles (44 solo), two tackles for loss, two quarterback hits, 0.5 sacks and three total special teams tackles (two solo) before heading to Atlanta's Reserve/Injured List in 2021.
- » Tallied 56 total tackles (40 solo), five passes defended and five special teams tackles in 14 games (11 starts) for the Raiders in 2020.
- » Notched a career-high 68 total tackles (59 solo), three interceptions - including two returned for touchdowns - eight passes defended and six special teams tackles in 16 games with 14 starts in 2019.
- » Finished with 43 total tackles (32 solo), seven passes defended, two interceptions, two tackles for loss and six special teams tackles in 16 games (four starts) in 2018.
- » Began his NFL career with the New Orleans Saints, appearing in four games in 2016.
- » Played three seasons (2013-15) with the Hamilton Tiger Cats of the Canadian Football League and recorded 79 total tackles, three interceptions, 3.0 sacks, four fumble

recoveries and three receptions for 67 yards with one touchdown in 42 games.

COLLEGE

- » Started 37 of 52 career games over four seasons (2009-12) at California (Pa.) College.
- » Selected to the Don Hansen Bowl and was All-PSAC West Second Team after starting all 13 games at defensive back, while also serving as punter.
- » Recorded 71 total tackles (37 solo), 8.5 tackles for loss, 3.0 sacks and three interceptions as a senior.
- » Finished with 61 total tackles (33 solo), five tackles for loss, three interceptions and three passes defended as a junior.

PERSONAL

- » Attended New Oxford (Pa.) High School where he was team captain and 2008 All-Times Athlete of the Year
- » Inducted into New Oxford's Sports Hall of Fame in 2017.

TRANSACTIONS

- » Signed by the New Orleans Saints as a reserve/future free agent on Feb. 2, 2016.
- » Waived by the Saints on Sept. 1, 2017.
- » Signed by the Oakland Raiders as a free agent on Sept. 5, 2017.
- » Re-signed by the Raiders as an exclusive rights free agent on April 9, 2018.
- » Signed by the Atlanta Falcons as an unrestricted free agent on March 19, 2021.
- » Signed by the Falcons on March 25, 2022.

REGULAR SEASON COMPARISON: DEFENSIVE - NEW ORLEANS SAINTS

DATE	OPP	W/L	GP/GS	TACKLES						MISC					
				TOT	SOLO	ASST	SACK	YDS.	INT	TFL	PD	QBH	TD	FF	FR
9/21/20	LV vs. NO	W	5	3	3	0	0.0	0.0	0	0	1	0	0	0	0
11/7/21	ATL @ NO	W	5	7	6	1	0.0	0.0	0	0	0	0	0	0	0
TOTALS		2/0	2/2	10	9	1	0.0	0.0	0	0	1	0	0	0	0

ERIK HARRIS' NFL REGULAR SEASON DEFENSIVE STATISTICS

DATE	TEAM	GP	GS	TACKLES							INTERCEPTIONS					FUMBLES					ST			MISC				
				TK	S	A	TFL	YDS	SK	YDS	QBH	NO	YDS	LG	TD	PD	FF	FR	TD	YDS	TK	S	A	FF	FR	S	A	FR
2021	Falcons	12	12	61	44	17	3	2	0.5	6.0	2	0	0	0	0	8	0	0	0	0	3	2	1	0	0	0	0	0
2020	Raiders	14	11	56	40	16	1	1	0.0	0.0	1	0	0	0	0	5	1	0	0	0	5	4	1	0	0	0	0	
2019	Raiders	16	14	68	59	9	1	1	0.0	0.0	0	3	145	59	2	8	0	0	0	0	6	5	1	0	0	0	0	
2018	Raiders	16	4	43	32	11	2	3	0.0	0.0	1	2	22	21	0	7	0	0	0	0	6	4	2	0	0	0	0	
2017	Raiders	15	0	0	0	0	0	0	0.0	0.0	0	0	0	0	0	0	0	0	0	0	5	4	1	0	0	0	0	
2016	Saints	4	0	0	0	0	0	0	0.0	0.0	0	0	0	0	0	0	0	0	0	0	1	1	0	0	0	0	0	
NFL TOTALS		77	41	228	175	53	7	7	0.5	6.0	4	5	167	59	2	28	1	0	0	0	26	20	6	0	0	0	0	

ERIK HARRIS' SINGLE-GAME HIGHS: DEFENSIVE

<p>Total Tackles 10 vs. Detroit Lions, Nov 03, 2019 8 vs. Buffalo Bills, Oct 04, 2020 7 at Dallas Cowboys, Nov 14, 2021 ...7 more at 7.</p> <p>Solo Tackles 8 vs. Detroit Lions, Nov 03, 2019 7 vs. Tennessee Titans, Dec 08, 2019 6 at New Orleans Saints, Nov 07, 2021 ...5 more at 6.</p> <p>Sacks 0.5 vs. New England Patriots, Nov 18, 2021</p> <p>Passes Defensed 3 vs. Washington Football Team, Oct 03, 2021 3 vs. Los Angeles Chargers, Nov 07, 2019 2 vs. Carolina Panthers, Oct 31, 2021 ...3 more at 2.</p> <p>Forced Fumbles 1 vs. Tampa Bay Buccaneers, Oct 25, 2020</p>	<p>Tackles For Loss 1 at Carolina Panthers, Dec 12, 2021 1 vs. New England Patriots, Nov 18, 2021 ...5 more at 1.</p> <p>Interceptions 2 vs. Los Angeles Chargers, Nov 07, 2019 1 at Indianapolis Colts, Sep 29, 2019 1 vs. Denver Broncos, Dec 24, 2018 ...1 more at 1.</p> <p>Interception Return Yards 115 vs. Los Angeles Chargers, Nov 07, 2019 30 at Indianapolis Colts, Sep 29, 2019 21 vs. Denver Broncos, Dec 24, 2018</p> <p>Special Teams Tackles 2 vs. New Orleans Saints, Sep 21, 2020 2 at Los Angeles Chargers, Oct 07, 2018 1 at New Orleans Saints, Nov 07, 2021 ...21 more at 1.</p>
---	--

ERIK HARRIS' 2021 GXG REGULAR-SEASON STATISTICS (FALCONS)

DATE	OPPONENT	P/S	TACKLES							INTERCEPTIONS					FUMBLES					ST			W/L	SCORE				
			TK	S	A	SK	YDS	TFL	YDS	QBH	NO	YDS	LG	TD	PD	FF	FR	TD	YDS	TK	S	A			FF	FR	S	A
09/12	Eagles	S	6	5	1	0.0	0.0	1	1	0	0	0	0	0	0	0	0	0	0	0	0	0	0	0	0	L	6-32	
09/19	at Buccaneers	S	5	5	0	0.0	0.0	0	0	0	0	0	0	0	0	0	0	0	0	0	0	0	0	0	0	L	25-48	
09/26	at Giants	S	3	2	1	0.0	0.0	0	0	0	0	0	0	2	0	0	0	0	1	1	0	0	0	0	0	W	17-14	
10/03	Football Team	S	6	4	2	0.0	0.0	0	0	1	0	0	0	0	3	0	0	0	0	0	0	0	0	0	0	0	L	30-34
10/10	Jets										ON INACTIVE LIST																W	27-20
10/24	at Dolphins	S	6	5	1	0.0	0.0	0	0	0	0	0	0	0	0	0	0	0	0	1	0	1	0	0	0	0	W	30-28
10/31	Panthers	S	7	5	2	0.0	0.0	0	0	0	0	0	0	2	0	0	0	0	0	0	0	0	0	0	0	0	L	13-19
11/07	at Saints	S	7	6	1	0.0	0.0	0	0	0	0	0	0	0	0	0	0	0	0	1	1	0	0	0	0	0	W	27-25
11/14	at Cowboys	S	7	4	3	0.0	0.0	0	0	0	0	0	0	1	0	0	0	0	0	0	0	0	0	0	0	0	L	3-43
11/18	Patriots	S	5	3	2	0.5	6.0	1	0	1	0	0	0	0	0	0	0	0	0	0	0	0	0	0	0	0	L	0-25
11/28	at Jaguars	S	6	4	2	0.0	0.0	0	0	0	0	0	0	0	0	0	0	0	0	0	0	0	0	0	0	0	W	21-14
12/05	Buccaneers	S	2	0	2	0.0	0.0	0	0	0	0	0	0	0	0	0	0	0	0	0	0	0	0	0	0	0	L	17-30
12/12	at Panthers	S	1	1	0	0.0	0.0	1	1	0	0	0	0	0	0	0	0	0	0	0	0	0	0	0	0	0	W	29-21
12/19	at 49ers										INJURED RESERVE																L	13-31
12/26	Lions										INJURED RESERVE																W	20-16
01/02	at Bills										INJURED RESERVE																L	15-29
01/09	Saints										INJURED RESERVE																L	20-30
2021 TOTALS		12-12	61	44	17	0.5	6.0	3	2	2	0	0	0	0	8	0	0	0	0	3	2	1	0	0	0	0	0	7-10

ERIK HARRIS' 2020 GXG REGULAR-SEASON STATISTICS (RAIDERS)

DATE	OPPONENT	P/S	TACKLES							INTERCEPTIONS				FUMBLES			ST		MISC		W/L	SCORE						
			TK	S	A	SK	YDS	TFL	YDS	QBH	NO	YDS	LG	TD	PD	FF	FR	TD	YDS	TK			S	A	FF	FR	S	A
09/13	at Panthers	P	5	2	3	0.0	0.0	0	0	0	0	0	0	0	0	0	0	0	0	0	0	0	0	0	0	W	34-30	
09/21	Saints	S	3	3	0	0.0	0.0	0	0	0	0	0	0	1	0	0	0	0	2	2	0	0	0	0	0	W	34-24	
09/27	at Patriots	S	4	4	0	0.0	0.0	0	0	0	0	0	0	0	0	0	0	0	0	0	0	0	0	0	0	L	20-36	
10/04	Bills	S	8	6	2	0.0	0.0	0	0	0	0	0	0	0	0	0	0	0	1	1	0	0	0	0	0	L	23-30	
10/11	at Chiefs	S	3	3	0	0.0	0.0	0	0	0	0	0	0	1	0	0	0	0	0	0	0	0	0	0	0	W	40-32	
10/25	Buccaneers	S	7	6	1	0.0	0.0	0	0	0	0	0	0	1	0	0	0	0	0	0	0	0	0	0	0	L	20-45	
11/01	at Browns	S	2	1	1	0.0	0.0	0	0	0	0	0	0	0	0	0	0	0	0	0	0	0	0	0	0	W	16-6	
11/08	at Chargers	S	4	2	2	0.0	0.0	0	0	0	0	0	0	0	0	0	0	0	0	0	0	0	0	0	0	W	31-26	
11/15	Broncos	S	5	2	3	0.0	0.0	0	0	0	0	0	0	1	0	0	0	0	1	1	0	0	0	0	0	W	37-12	
11/22	Chiefs	P	2	2	0	0.0	0.0	0	0	0	0	0	0	0	0	0	0	0	1	0	1	0	0	0	0	L	31-35	
11/29	at Falcons	P	0	0	0	0.0	0.0	0	0	0	0	0	0	0	0	0	0	0	0	0	0	0	0	0	0	L	6-43	
12/06	at Jets	S	5	5	0	0.0	0.0	0	0	0	1	0	0	0	1	0	0	0	0	0	0	0	0	0	0	W	31-28	
12/13	Colts	S	4	0	4	0.0	0.0	0	0	0	0	0	0	0	0	0	0	0	0	0	0	0	0	0	0	L	27-44	
12/17	Chargers	S	4	4	0	0.0	0.0	1	1	0	0	0	0	0	0	0	0	0	0	0	0	0	0	0	0	L	27-30+	
12/26	Dolphins																								L	25-26		
01/03	at Broncos																								W	32-31		
2020 TOTALS		14-11	56	40	16	0.0	0.0	1	1	1	0	0	0	0	5	1	0	0	0	0	0	5	4	1	0	0	0	8-8

+- Overtime

ERIK HARRIS' 2019 GXG REGULAR-SEASON STATISTICS (RAIDERS)

DATE	OPPONENT	P/S	TACKLES							INTERCEPTIONS				FUMBLES			ST		MISC		W/L	SCORE						
			TK	S	A	SK	YDS	TFL	YDS	QBH	NO	YDS	LG	TD	PD	FF	FR	TD	YDS	TK			S	A	FF	FR	S	A
09/09	Broncos	P	0	0	0	0.0	0.0	0	0	0	0	0	0	0	0	0	0	0	0	0	0	0	0	0	0	W	24-16	
09/15	Chiefs	S	2	2	0	0.0	0.0	0	0	0	0	0	0	0	0	0	0	0	0	0	0	0	0	0	0	L	10-28	
09/22	at Vikings	P	5	4	1	0.0	0.0	0	0	0	0	0	0	0	0	0	0	0	1	1	0	0	0	0	0	L	14-34	
09/29	at Colts	S	7	6	1	0.0	0.0	0	0	0	1	30	30	1	1	0	0	0	0	0	0	0	0	0	0	W	31-24	
10/06	Bears	S	6	6	0	0.0	0.0	0	0	0	0	0	0	1	0	0	0	0	0	0	0	0	0	0	0	W	24-21	
10/20	at Packers	S	3	3	0	0.0	0.0	0	0	0	0	0	0	0	0	0	0	0	1	1	0	0	0	0	0	L	24-42	
10/27	at Texans	S	5	5	0	0.0	0.0	0	0	0	0	0	0	1	0	0	0	0	0	0	0	0	0	0	0	L	24-27	
11/03	Lions	S	10	8	2	0.0	0.0	1	1	0	0	0	0	1	0	0	0	0	1	1	0	0	0	0	0	W	31-24	
11/07	Chargers	S	1	0	1	0.0	0.0	0	0	0	2	115	59	1	3	0	0	0	0	1	1	0	0	0	0	W	26-24	
11/17	Bengals	S	4	4	0	0.0	0.0	0	0	0	0	0	0	1	0	0	0	0	0	0	0	0	0	0	0	W	17-10	
11/24	at Jets	S	6	4	2	0.0	0.0	0	0	0	0	0	0	0	0	0	0	0	1	1	0	0	0	0	0	L	3-34	
12/01	at Chiefs	S	6	5	1	0.0	0.0	0	0	0	0	0	0	0	0	0	0	0	0	0	0	0	0	0	0	L	9-40	
12/08	Titans	S	7	7	0	0.0	0.0	0	0	0	0	0	0	0	0	0	0	0	0	0	0	0	0	0	0	L	21-42	
12/15	Jaguars	S	1	0	1	0.0	0.0	0	0	0	0	0	0	0	0	0	0	0	0	0	0	0	0	0	0	L	16-20	
12/22	at Chargers	S	1	1	0	0.0	0.0	0	0	0	0	0	0	0	0	0	0	0	0	0	0	0	0	0	0	W	24-17	
12/29	at Broncos	S	4	4	0	0.0	0.0	0	0	0	0	0	0	0	0	0	0	0	1	0	1	0	0	0	0	L	15-16	
2019 TOTALS		16-14	68	59	9	0.0	0.0	1	1	0	3	145	59	2	8	0	0	0	0	0	0	6	5	1	0	0	0	7-9



JAYLINN HAWKINS

Safety

32

BIRTHDATE
08/27/97

HEIGHT
6'1"

WEIGHT
211 LBS

NFL EXP.
3 YRS

ACQUIRED
D4b '20

HOMETOWN
BUENA PARK, CALIF.

COLLEGE
CALIFORNIA

CAREER

- » Played in 14 games (four starts) compiling two interceptions, three passes defended, 19 total tackles (11 solo) and five total special teams tackles (two solo) for Atlanta in 2021.
- » In Week 7 last year, recorded his second career interception, becoming the first Falcon with interceptions in consecutive games since Desmond Trufant and De'Vondre Campbell in Weeks 11-12 of the 2019 season.
- » Recorded seven total tackles (three solo), 0.5 sack, one quarterback hit and six special teams tackles in 12 games with two starts at safety as a rookie in 2020.

- » In three seasons, he recorded 158 tackles, 9.5 tackles for loss, 2.0 sacks, 10 interceptions that he returned for 90 yards, seven pass breakups, 17 passes defended, three forced fumbles and nine kick returns for 129 yards to total 219 all-purpose yards.
- » Registered career highs of 56 tackles, 4.5 tackles for loss, 2.0 sacks (-6 yards), two forced fumbles and 47 kick return yards in a career-high-tying 13 games and a career-high 13 starts as a senior.

PERSONAL

- » His uncle, Jeremiah Hawkins, is a senior wide receiver at Cal in 2020 and was his prep football teammate at Buena Park High School.
- » He graduated from Cal in December of 2019 with a bachelor's degree in American studies.

COLLEGE

TRANSACTIONS

- » Selected by the Atlanta Falcons in the fourth round (134th overall) of the 2020 NFL Draft.

REGULAR SEASON COMPARISON: DEFENSIVE - NEW ORLEANS SAINTS

DATE	OPP	W/L	GP/GS	TACKLES							MISC						
				TOT	SOLO	ASST	SACK	YDS.	INT	TFL	PD	QBH	TD	FF	FR		
11/7/21	ATL @ NO	W	P	0	0	0	0.0	0.0	0	0	1	0	0	0	0	0	
TOTALS		1/0	1/0	0	0	0	0.0	0.0	0	0	1	0	0	0	0		

JAYLINN HAWKINS' NFL REGULAR SEASON DEFENSIVE STATISTICS

DATE	TEAM	GP	GS	TACKLES							INTERCEPTIONS					FUMBLES					ST				MISC			
				TK	S	A	TFL	YDS	SK	YDS	QBH	NO	YDS	LG	TD	PD	FF	FR	TD	YDS	TK	S	A	FF	FR	S	A	
2021	Falcons	14	4	19	11	8	1	0	0.0	0.0	0	2	11	11	0	3	0	0	0	0	5	2	3	0	0	0	0	0
2020	Falcons	12	2	7	3	4	0	0	0.5	6.0	1	0	0	0	0	0	0	0	0	6	5	1	0	0	0	0	0	
NFL TOTALS		26	6	26	14	12	1	0	0.5	6.0	1	2	11	11	0	3	0	0	0	0	11	7	4	0	0	0	0	

JAYLINN HAWKINS' SINGLE-GAME HIGHS: DEFENSIVE

- | | | | |
|------------------------|---|----------------------------------|--|
| Total Tackles | 4 vs. Detroit Lions, Dec 26, 2021
4 at Jacksonville Jaguars, Nov 28, 2021
...1 more at 4. | Tackles For Loss | 1 vs. Detroit Lions, Dec 26, 2021 |
| Solo Tackles | 3 at San Francisco 49ers, Dec 19, 2021
2 at Jacksonville Jaguars, Nov 28, 2021
2 at Green Bay Packers, Oct 05, 2020 | Interceptions | 1 at Miami Dolphins, Oct 24, 2021
1 vs. New York Jets, Oct 10, 2021 |
| Sacks | 0.5 vs. Las Vegas Raiders, Nov 29, 2020 | Interception Return Yards | 11 vs. New York Jets, Oct 10, 2021 |
| Passes Defended | 1 at New Orleans Saints, Nov 07, 2021
1 at Miami Dolphins, Oct 24, 2021
...1 more at 1. | Special Teams Tackles | 2 at Carolina Panthers, Oct 29, 2020
1 at San Francisco 49ers, Dec 19, 2021
1 at Jacksonville Jaguars, Nov 28, 2021
...7 more at 1. |

JAYLINN HAWKINS' 2021 GXG REGULAR-SEASON STATISTICS (FALCONS)

DATE	OPPONENT	P/S	TACKLES						INTERCEPTIONS				FUMBLES			ST			MISC		SCORE						
			TK	S	A	SK	YDS	TFL	YDS	QBH	NO	YDS	LG	TD	PD	FF	FR	TD	YDS	TK		S	A	FF	FR	S	A
09/12	Eagles	P	1	1	0	0.0	0.0	0	0	0	0	0	0	0	0	0	0	0	0	0	0	0	0	0	0	L	6-32
09/19	at Buccaneers	P	1	1	0	0.0	0.0	0	0	0	0	0	0	0	0	0	0	0	0	0	0	0	0	0	0	L	25-48
09/26	at Giants	P	0	0	0	0.0	0.0	0	0	0	0	0	0	0	0	0	0	0	0	0	0	0	0	0	0	W	17-14
10/03	Football Team	P	1	0	1	0.0	0.0	0	0	0	0	0	0	0	0	0	0	0	0	0	0	0	0	0	0	L	30-34
10/10	Jets	S	1	1	0	0.0	0.0	0	0	0	0	0	0	0	0	0	0	0	0	0	0	0	0	0	0	W	27-20
10/24	at Dolphins	P	0	0	0	0.0	0.0	0	0	0	0	0	0	0	0	0	0	0	0	0	0	0	0	0	0	W	30-28
10/31	Panthers	P	1	1	0	0.0	0.0	0	0	0	0	0	0	0	0	0	0	0	0	0	0	0	0	0	0	L	13-19
11/07	at Saints	P	0	0	0	0.0	0.0	0	0	0	0	0	0	0	0	0	0	0	0	0	0	0	0	0	0	W	27-25
11/14	at Cowboys		DID NOT PLAY (NON-INJURY)																				L	3-43			
11/18	Patriots		INACTIVE																				L	0-25			
11/28	at Jaguars	P	4	2	2	0.0	0.0	0	0	0	0	0	0	0	0	0	0	0	0	0	0	0	0	0	0	W	21-14
12/05	Buccaneers	P	0	0	0	0.0	0.0	0	0	0	0	0	0	0	0	0	0	0	0	0	0	0	0	0	0	L	17-30
12/12	at Panthers	S	3	1	2	0.0	0.0	0	0	0	0	0	0	0	0	0	0	0	0	0	0	0	0	0	0	W	29-21
12/19	at 49ers	S	3	3	0	0.0	0.0	0	0	0	0	0	0	0	0	0	0	0	0	0	0	0	0	0	0	L	13-31
12/26	Lions	S	4	1	3	0.0	0.0	1	0	0	0	0	0	0	0	0	0	0	0	0	0	0	0	0	0	W	20-16
01/02	at Bills		RESERVE/COVID-19																				L	15-29			
01/09	Saints	P	0	0	0	0.0	0.0	0	0	0	0	0	0	0	0	0	0	0	0	0	0	0	0	0	0	L	20-30
2021 TOTALS		14-4	19	11	8	0.0	0.0	1	0	0	2	11	11	0	3	0	0	0	0	5	2	3	0	0	0	0	7-10

JAYLINN HAWKINS' 2020 GXG REGULAR-SEASON STATISTICS (FALCONS)

DATE	OPPONENT	P/S	TACKLES						INTERCEPTIONS				FUMBLES			ST			MISC		SCORE						
			TK	S	A	SK	YDS	TFL	YDS	QBH	NO	YDS	LG	TD	PD	FF	FR	TD	YDS	TK		S	A	FF	FR	S	A
09/13	Seahawks	P	0	0	0	0.0	0.0	0	0	0	0	0	0	0	0	0	0	0	0	0	0	0	0	0	0	L	25-38
09/20	at Cowboys	P	0	0	0	0.0	0.0	0	0	0	0	0	0	0	0	0	0	0	0	0	0	0	0	0	0	L	39-40
09/27	Bears	S	2	1	1	0.0	0.0	0	0	0	0	0	0	0	0	0	0	0	0	0	0	0	0	0	0	L	26-30
10/05	at Packers	S	4	2	2	0.0	0.0	0	0	0	0	0	0	0	0	0	0	0	0	0	0	0	0	0	0	L	16-30
10/11	Panthers		INACTIVE																				L	16-23			
10/18	at Vikings		ON INACTIVE LIST																				W	40-23			
10/25	Lions		ON INACTIVE LIST																				L	22-23			
10/29	at Panthers	P	0	0	0	0.0	0.0	0	0	0	0	0	0	0	0	0	0	0	0	0	0	0	0	0	0	W	25-17
11/08	Broncos	P	0	0	0	0.0	0.0	0	0	0	0	0	0	0	0	0	0	0	0	0	0	0	0	0	0	W	34-27
11/22	at Saints	P	0	0	0	0.0	0.0	0	0	0	0	0	0	0	0	0	0	0	0	0	0	0	0	0	0	L	9-24
11/29	Raiders	P	1	0	1	0.5	6.0	0	0	1	0	0	0	0	0	0	0	0	0	0	0	0	0	0	0	W	43-6
12/06	Saints		INACTIVE																				L	16-21			
12/13	at Chargers	P	0	0	0	0.0	0.0	0	0	0	0	0	0	0	0	0	0	0	0	0	0	0	0	0	0	L	17-20
12/20	Buccaneers	P	0	0	0	0.0	0.0	0	0	0	0	0	0	0	0	0	0	0	0	0	0	0	0	0	0	L	27-31
12/27	at Chiefs	P	0	0	0	0.0	0.0	0	0	0	0	0	0	0	0	0	0	0	0	0	0	0	0	0	0	L	14-17
01/03	at Buccaneers	P	0	0	0	0.0	0.0	0	0	0	0	0	0	0	0	0	0	0	0	0	0	0	0	0	0	L	27-44
2020 TOTALS		12-2	7	3	4	0.5	6.0	0	0	1	0	0	0	0	0	0	0	0	6	5	1	0	0	0	0	4-12	



CASEY HAYWARD JR.

Cornerback

29

BIRTHDATE

09/09/89

HEIGHT

5'11"

WEIGHT

194 LBS

NFL EXP.

11 YRS

ACQUIRED

UFA -'22 (LV)

HOMETOWN

PERRY, GA.

COLLEGE

VANDERBILT

CAREER

- » Has recorded 417 total tackles (350 solo), 13 tackles for loss, 24 interceptions - including two returned for touchdowns - and 109 passes defended in 146 games (112 starts) with the Packers, Chargers and Raiders.
- » Since entering the league in 2012, ranks fifth in passes defended (109) and is tied for 12th in interceptions (24).
- » Started all 17 games for the Raiders in 2021, compiling 46 total tackles (39 solo), one interception and nine passes defended.
- » Appeared in 14 games (13 starts) for the Chargers in 2020, recording 41 total tackles (36 solo), one interception and eight passes defended.
- » Started all 16 games for a third consecutive season in 2019 and was named second-team all-pro by Pro Football Focus after tallying 32 total tackles (28 solo), two interceptions and eight passes defended.
- » Named a Pro Bowl alternate after recording 46 total tackles (41 solo) and eight passes defended in 2018.
- » Was named to a second-consecutive Pro Bowl and earned second-team all-pro honors after posting 22 passes defended - the second-most in the NFL - and four interceptions in 2017.
- » Led the NFL with seven interceptions, was named to his first Pro Bowl and earned second-team AP All-Pro honors after recording 57 total tackles (50 solo) and 22 passes defended.
- » From 2012-15, appeared in 51 games over his first four seasons as a member of the Packers and posted a career-high 63 total tackles (55 solo) in 2015, while adding seven passes defended.
- » As a rookie in 2012, he was named to the All-Rookie Team by the PFWA and garnered Defensive Rookie of the Month honors for October after leading the Packers with 20 passes defended and six interceptions.

COLLEGE

- » Played four seasons (2008-11) at Vanderbilt in Nashville.
- » Recorded 198 total tackles, 15 interceptions, 46 passes defended and three forced fumbles in 50 career games (37 starts) for the Commodores.
- » Earned second-team All-America honors as a senior in 2011 after tying for third in the nation with seven interceptions.
- » Earned second-team All-SEC honors as both a junior and senior.
- » As a junior, started all 12 games and compiled 70 tackles, 17 passes defended and six interceptions
- » Ranked first in the SEC and third in the nation in passes defended (17), while ranking second in the SEC and tied for fifth in the nation in interceptions as a junior.

PERSONAL

- » Attended Perry (Ga.) High School, where he was a three-year starter at quarterback and a two-year starter at defensive back.
- » Was named the Region 4-AAA Offensive Player of the Year, earned all-state honors and all-middle Georgia honors as a senior after rushing for 1,284 yards and 18 touchdowns, while passing for 1,300 yards and 18 touchdowns.
- » Also lettered four years in basketball and three in track,
- » Started his own foundation in 2015, 'Hayward's Hands', which annually hosts a number of events in his hometown of Perry, Ga., including a Thanksgiving drive, a Christmas toy drive and a youth football camp.
- » Earned a degree in sociology from Vanderbilt.

TRANSACTIONS

- » Originally selected by the Green Bay Packers in the second round (62nd overall) of the 2012 NFL Draft.
- » Signed by the San Diego Chargers as an unrestricted free agent on March 15, 2016.
- » Released by the Chargers on March 13, 2021.
- » Signed by the Las Vegas Raiders as an unrestricted free agent on May 4, 2021.
- » Signed by the Atlanta Falcons as an unrestricted free agent on March 17, 2022.

REGULAR SEASON COMPARISON: DEFENSIVE - NEW ORLEANS SAINTS

DATE	OPP	W/L	GP/GS	TACKLES							MISC						
				TOT	SOLO	ASST	SACK	YDS.	INT	TFL	PD	QBH	TD	FF	FR		
9/30/12	GB vs. NO	W	P	6	3	3	0.0	0.0	0	0	1	0	0	0	0	0	0
10/26/14	GB @ NO	L	S	6	5	1	0.0	0.0	0	0	0	0	0	0	0	0	0
TOTALS		0/2	2/2	7	6	1	0.0	0.0	0	0	2	0	0	0	0	0	0

CASEY HAYWARD JR.'S NFL REGULAR SEASON DEFENSIVE STATISTICS

DATE	TEAM	GP	GS	TK	S	TACKLES					INTERCEPTIONS					FUMBLES					ST		MISC							
						A	TFL	YDS	SK	YDS	QBH	NO	YDS	LG	TD	PD	FF	FR	TD	YDS	TK	S	A	FF	FR	S	A			
2021	Raiders	17	17	46	39	7	3	2	0.0	0.0	0	1	0	0	0	9	0	0	0	0	0	0	0	0	0	0	0	0	0	
2020	Chargers	14	13	41	36	5	0	0	0.0	0.0	0	1	9	9	0	8	0	0	0	0	0	0	0	0	0	0	0	0	0	
2019	Chargers	16	16	32	28	4	0	0	0.0	0.0	0	2	37	37	0	8	0	0	0	0	0	0	0	0	0	0	0	0	0	
2018	Chargers	16	16	46	41	5	1	2	0.0	0.0	0	0	0	0	0	8	0	0	0	0	0	0	0	0	0	0	0	0	0	
2017	Chargers	16	16	40	33	7	2	4	0.0	0.0	0	4	7	7	0	22	1	2	0	11	0	0	0	0	0	0	0	0	0	
2016	Chargers	16	14	57	50	7	1	2	0.0	0.0	0	7	102	31	1	20	0	0	0	0	1	1	0	0	0	0	0	0	0	
2015	Packers	16	11	63	55	8	3	5	0.0	0.0	1	0	0	0	0	7	0	0	0	0	2	1	1	0	0	0	0	0	0	
2014	Packers	16	1	36	28	8	2	4	0.0	0.0	1	3	113	82t	1	7	0	2	1	49	6	5	1	0	0	0	0	0	0	
2013	Packers	3	1	8	5	3	0	0	0.0	0.0	0	0	0	0	0	0	0	0	0	0	0	0	0	0	0	0	0	0	0	
2012	Packers	16	7	48	35	13	1	0	0.0	0.0	1	6	81	24	0	20	1	0	0	0	5	5	0	0	0	0	0	0	0	
NFL TOTALS		146	112	417	350	67	13	19	0.0	0.0	3	24	349	82T	2	109	2	4	1	60	14	12	2	0	0	0	0	0	0	0

CASEY HAYWARD JR.'S NFL POSTSEASON DEFENSIVE STATISTICS

DATE	TEAM	GP	GS	TK	S	TACKLES					INTERCEPTIONS					FUMBLES					ST		MISC							
						A	TFL	YDS	SK	YDS	QBH	NO	YDS	LG	TD	PD	FF	FR	TD	YDS	TK	S	A	FF	FR	S	A			
2021	Raiders	1	1	1	1	0	0	0	0.0	0.0	0	0	0	0	0	1	0	0	0	0	0	0	0	0	0	0	0	0	0	
2018	Chargers	2	2	8	7	1	0	0	0.0	0.0	0	0	0	0	0	1	0	0	0	0	0	0	0	0	0	0	0	0	0	0
2015	Packers	2	2	12	9	3	0	0	0.0	0.0	0	0	0	0	0	2	0	0	0	0	0	0	0	0	0	0	0	0	0	0
2014	Packers	2	0	4	4	0	1	2	0.0	0.0	0	0	0	0	0	1	0	0	0	0	0	0	0	0	0	0	0	0	0	0
2012	Packers	2	0	2	2	0	0	0	0.0	0.0	0	0	0	0	0	0	0	0	0	0	2	2	0	0	0	0	0	0	0	0
NFL TOTALS		9	5	27	23	4	1	2	0.0	0.0	0	0	0	0	0	5	0	0	0	0	2	2	0	0	0	0	0	0	0	0

CASEY HAYWARD JR.'S SINGLE-GAME HIGHS: DEFENSIVE

Total Tackles	12 at Cincinnati Bengals, Sep 13, 2020 8 at Oakland Raiders, Oct 09, 2016 8 vs. Jacksonville Jaguars, Oct 28, 2012	Interceptions	2 vs. Buffalo Bills, Nov 19, 2017 2 vs. Jacksonville Jaguars, Sep 18, 2016 ...1 more at 2.
Solo Tackles	12 at Cincinnati Bengals, Sep 13, 2020 8 at Oakland Raiders, Oct 09, 2016 7 vs. Kansas City Chiefs, Jan 01, 2017	Interception Return Yards	82 vs. Chicago Bears, Nov 09, 2014 37 at Chicago Bears, Oct 27, 2019 37 at Houston Texans, Oct 14, 2012
Passes Defensed	5 vs. Philadelphia Eagles, Oct 01, 2017 4 at Detroit Lions, Nov 18, 2012 3 vs. Los Angeles Chargers, Jan 09, 2022 ...6 more at 3.	Safeties	1 vs. Miami Dolphins, Sep 26, 2021
Forced Fumbles	1 at New York Jets, Dec 24, 2017 1 vs. Arizona Cardinals, Nov 04, 2012	Special Teams Tackles	2 vs. Atlanta Falcons, Dec 08, 2014 2 vs. Minnesota Vikings, Oct 02, 2014 1 vs. Jacksonville Jaguars, Sep 18, 2016 ...9 more at 1.
Fumble Recoveries	1 at New York Jets, Dec 24, 2017 1 at Denver Broncos, Sep 11, 2017 ...2 more at 1.	Longest Opponent's Fumble Return	49 vs. Philadelphia Eagles, Nov 16, 2014 11 at Denver Broncos, Sep 11, 2017
Tackles For Loss	1 vs. Cincinnati Bengals, Nov 21, 2021 1 at Los Angeles Chargers, Oct 04, 2021 ...11 more at 1.		

CASEY HAYWARD JR.'S SINGLE-GAME HIGHS - POSTSEASON: DEFENSIVE

Total Tackles 7 at Washington Redskins, Jan 10, 2016
 5 at Arizona Cardinals, Jan 16, 2016
 4 at New England Patriots, Jan 13, 2019
 ...1 more at 4.

Tackles For Loss 1 at Seattle Seahawks, Jan 18, 2015
Special Teams Tackles 2 vs. Minnesota Vikings, Jan 05, 2013

Solo Tackles 5 at Washington Redskins, Jan 10, 2016
 4 at New England Patriots, Jan 13, 2019
 4 at Arizona Cardinals, Jan 16, 2016

Passes Defensed 1 at Cincinnati Bengals, Jan 15, 2022
 1 at Baltimore Ravens, Jan 06, 2019
 ...3 more at 1.

CASEY HAYWARD JR.'S 2021 GXG REGULAR-SEASON STATISTICS (RAIDERS)

DATE	OPPONENT	P/S	TACKLES							INTERCEPTIONS				FUMBLES			ST			MISC		W/L	SCORE			
			TK	S	A	SK	YDS	TFL	YDS	QBH	NO	YDS	LG	TD	PD	FF	FR	TD	YDS	TK	S			A	FF	S
09/13	Ravens	S	2	2	0	0	0	0	0	0	0	0	0	0	0	0	0	0	0	0	0	0	0	0	W	33-27+
09/19	at Steelers	S	2	1	1	0	0	0	0	0	0	0	0	2	0	0	0	0	0	0	0	0	0	0	W	26-17
09/26	Dolphins	S	4	4	0	0	0	0	1	1	0	0	0	0	0	0	0	0	0	0	0	0	0	0	W	31-28+
10/04	at Chargers	S	2	2	0	0	0	0	1	1	0	0	0	0	0	0	0	0	0	0	0	0	0	0	L	14-28
10/10	Bears	S	3	3	0	0	0	0	0	0	0	0	0	1	0	0	0	0	0	0	0	0	0	0	L	9-20
10/17	at Broncos	S	3	3	0	0	0	0	0	0	0	0	0	1	0	0	0	0	0	0	0	0	0	0	W	34-24
10/24	Eagles	S	2	2	0	0	0	0	0	0	0	0	0	0	0	0	0	0	0	0	0	0	0	0	W	33-22
11/07	at Giants	S	1	1	0	0	0	0	0	0	0	0	0	0	0	0	0	0	0	0	0	0	0	0	L	16-23
11/14	Chiefs	S	2	2	0	0	0	0	0	0	0	0	0	0	0	0	0	0	0	0	0	0	0	0	L	14-41
11/21	Bengals	S	4	3	1	0	0	0	1	0	0	0	0	0	0	0	0	0	0	0	0	0	0	0	L	13-32
11/25	at Cowboys	S	6	5	1	0	0	0	0	0	0	0	0	0	0	0	0	0	0	0	0	0	0	0	W	36-33+
12/05	Football Team	S	3	2	1	0	0	0	0	0	0	0	0	1	0	0	0	0	0	0	0	0	0	0	L	15-17
12/12	at Chiefs	S	3	1	2	0	0	0	0	0	0	0	0	0	0	0	0	0	0	0	0	0	0	0	L	9-48
12/20	at Browns	S	2	2	0	0	0	0	0	0	0	0	0	0	0	0	0	0	0	0	0	0	0	0	W	16-14
12/26	Broncos	S	2	2	0	0	0	0	0	0	0	0	0	0	0	0	0	0	0	0	0	0	0	0	W	17-13
01/02	at Colts	S	2	1	1	0	0	0	0	0	0	0	0	1	0	0	0	0	0	0	0	0	0	0	W	23-20
01/09	Chargers	S	3	3	0	0	0	0	0	0	0	0	0	3	0	0	0	0	0	0	0	0	0	0	W	35-32+
2021 TOTALS		17-17	46	39	7	0	0	0	3	2	0	1	0	0	0	9	0	0	0	0	0	0	0	0	10-7	

+ - Overtime

CASEY HAYWARD JR.'S 2020 GXG REGULAR-SEASON STATISTICS (CHARGERS)

DATE	OPPONENT	P/S	TACKLES							INTERCEPTIONS				FUMBLES			ST			MISC		W/L	SCORE			
			TK	S	A	SK	YDS	TFL	YDS	QBH	NO	YDS	LG	TD	PD	FF	FR	TD	YDS	TK	S			A	FF	S
09/13	at Bengals	S	12	12	0	0	0	0	0	0	0	0	0	2	0	0	0	0	0	0	0	0	0	0	W	16-13
09/20	Chiefs	S	3	2	1	0	0	0	0	0	0	0	0	0	0	0	0	0	0	0	0	0	0	0	L	20-23+
09/27	Panthers	S	1	0	1	0	0	0	0	0	0	0	0	1	0	0	0	0	0	0	0	0	0	0	L	16-21
10/04	at Buccaneers	S	5	4	1	0	0	0	0	0	0	0	0	0	0	0	0	0	0	0	0	0	0	0	L	31-38
10/12	at Saints	S	3	2	1	0	0	0	0	0	0	0	0	1	0	0	0	0	0	0	0	0	0	0	L	27-30+
10/25	Jaguars	S	2	1	1	0	0	0	0	0	0	0	0	0	0	0	0	0	0	0	0	0	0	0	W	39-29
11/01	at Broncos	S	0	0	0	0	0	0	0	0	0	0	0	2	0	0	0	0	0	0	0	0	0	0	L	30-31
11/08	Raiders	S	1	1	0	0	0	0	0	0	0	0	0	0	0	0	0	0	0	0	0	0	0	0	L	26-31
11/15	at Dolphins	P	1	1	0	0	0	0	0	0	0	0	0	0	0	0	0	0	0	0	0	0	0	0	L	21-29
11/22	Jets	S	2	2	0	0	0	0	0	0	0	0	0	0	0	0	0	0	0	0	0	0	0	0	W	34-28
11/29	at Bills																							L	17-27	
12/06	Patriots	S	0	0	0	0	0	0	0	0	0	0	0	0	0	0	0	0	0	0	0	0	0	0	L	0-45
12/13	Falcons	S	5	5	0	0	0	0	0	0	0	0	1	0	0	0	0	0	0	0	0	0	0	0	W	20-17
12/17	at Raiders	S	5	5	0	0	0	0	0	0	0	0	0	0	0	0	0	0	0	0	0	0	0	0	W	30-27+
12/27	Broncos	S	1	1	0	0	0	0	0	0	0	1	9	9	0	1	0	0	0	0	0	0	0	0	W	19-16
01/03	at Chiefs																							W	38-21	
2020 TOTALS		14-13	41	36	5	0	0	0	0	0	0	1	9	9	0	8	0	0	0	0	0	0	0	0	7-9	

+ - Overtime

CASEY HAYWARD JR.'S 2019 GXG REGULAR-SEASON STATISTICS (CHARGERS)

DATE	OPPONENT	P/S	TACKLES							INTERCEPTIONS				FUMBLES			ST		MISC		W/L	SCORE						
			TK	S	A	SK	YDS	TFL	YDS	QBH	NO	YDS	LG	TD	PD	FF	FR	TD	YDS	TK			S	A	FF	FR	S	A
09/08	Colts	S	3	3	0	0	0	0	0	0	0	0	0	1	0	0	0	0	0	0	0	0	0	0	0	0	W	30-24+
09/15	at Lions	S	3	1	2	0	0	0	0	0	0	0	0	1	0	0	0	0	0	0	0	0	0	0	0	0	L	10-13
09/22	Texans	S	3	3	0	0	0	0	0	0	0	0	0	1	0	0	0	0	0	0	0	0	0	0	0	0	L	20-27
09/29	at Dolphins	S	4	4	0	0	0	0	0	0	0	0	0	0	0	0	0	0	0	0	0	0	0	0	0	0	W	30-10
10/06	Broncos	S	0	0	0	0	0	0	0	0	0	0	0	1	0	0	0	0	0	0	0	0	0	0	0	0	L	13-20
10/13	Steelers	S	0	0	0	0	0	0	0	0	0	0	0	0	0	0	0	0	0	0	0	0	0	0	0	0	L	17-24
10/20	at Titans	S	5	4	1	0	0	0	0	0	0	0	0	0	0	0	0	0	0	0	0	0	0	0	0	0	L	20-23
10/27	at Bears	S	2	2	0	0	0	0	0	0	0	0	0	1	37	37	0	3	0	0	0	0	0	0	0	0	W	17-16
11/03	Packers	S	0	0	0	0	0	0	0	0	0	0	0	0	0	0	0	0	0	0	0	0	0	0	0	0	W	26-11
11/07	at Raiders	S	2	1	1	0	0	0	0	0	0	0	0	0	0	0	0	0	0	0	0	0	0	0	0	0	L	24-26
11/18	Chiefs	S	1	1	0	0	0	0	0	0	0	0	0	0	0	0	0	0	0	0	0	0	0	0	0	0	L	17-24
12/01	at Broncos	S	1	1	0	0	0	0	0	0	0	0	0	0	0	0	0	0	0	0	0	0	0	0	0	0	L	20-23
12/08	at Jaguars	S	3	3	0	0	0	0	0	0	0	0	0	1	0	0	0	0	0	0	0	0	0	0	0	0	W	45-10
12/15	Vikings	S	2	2	0	0	0	0	0	0	0	0	0	0	0	0	0	0	0	0	0	0	0	0	0	0	L	10-39
12/22	Raiders	S	3	3	0	0	0	0	0	0	0	0	0	0	0	0	0	0	0	0	0	0	0	0	0	0	L	17-24
12/29	at Chiefs	S	0	0	0	0	0	0	0	0	0	0	0	0	0	0	0	0	0	0	0	0	0	0	0	0	L	21-31
2019 TOTALS		16-16	32	28	4	0	0	0	0	0	2	37	37	0	8	0	0	0	0	0	0	0	0	0	0	0	0	5-11

+ - Overtime

CASEY HAYWARD JR.'S 2021 GXG POSTSEASON STATISTICS (RAIDERS)

DATE	OPPONENT	P/S	TACKLES							INTERCEPTIONS				FUMBLES			ST		MISC		W/L	SCORE						
			TK	S	A	SK	YDS	TFL	YDS	QBH	NO	YDS	LG	TD	PD	FF	FR	TD	YDS	TK			S	A	FF	FR	S	A
01/15	at Bengals	S	1	1	0	0	0	0	0	0	0	0	0	0	1	0	0	0	0	0	0	0	0	0	0	0	L	19-26
2021 TOTALS		1-1	1	1	0	0	0	0	0	0	0	0	0	0	1	0	0	0	0	0	0	0	0	0	0	0	0-1	



MATT HENNESSY

Offensive Lineman

61

BIRTHDATE
11/17/97

HEIGHT
6'4"

WEIGHT
309 LBS

NFL EXP.
3 YRS

ACQUIRED
D3 '20

HOMETOWN
BARDONIA, N.Y.

COLLEGE
TEMPLE

CAREER

- » Has appeared in 30 games with 19 starts at center since 2020.
- » Started all 17 games at center for Atlanta in 2021.

COLLEGE

- » Became a consistent starter for the team as a redshirt freshman in 2017 and remained a starter through the next two seasons, playing in 38 total games for the Owls.
- » 2019 - Midseason First Team All-American (PFF), Midseason Second Team All-American.

- » 2018 - American Athletic Conference Scholar-Athlete of the Year, Parliament Spirit Award for Football by Temple Athletics, Temple Owl Club Academic Award, First Team All-ECAC, American Athletic Conference All-Academic Team, Athletic Director's Honor Roll .
- » 2017 - ECAC First Team All-East, President's Honor Roll .
- » 2016 - American Athletic Conference All-Academic Team, Athletic Director's Honor Roll.

PERSONAL

- » His older brother, Thomas Hennessy, plays for the New York Jets.
- » Born in Bardonia, New York.

TRANSACTIONS

- » Selected by the Atlanta Falcons in the third round (78th overall) of the 2020 NFL Draft.

MATT HENNESSY'S NFL REGULAR SEASON STATISTICS

DATE	TEAM	GP	GS
2021	Falcons	17	17
2020	Falcons	13	2
NFL TOTALS		30	19

MATT HENNESSY'S 2021 GXG REGULAR-SEASON STATISTICS (FALCONS)

DATE	OPPONENT	P/S	W/L	SCORE
09/12	Eagles	S	L	6-32
09/19	at Buccaneers	S	L	25-48
09/26	at Giants	S	W	17-14
10/03	Football Team	S	L	30-34
10/10	Jets	S	W	27-20
10/24	at Dolphins	S	W	30-28
10/31	Panthers	S	L	13-19
11/07	at Saints	S	W	27-25
11/14	at Cowboys	S	L	3-43
11/18	Patriots	S	L	0-25
11/28	at Jaguars	S	W	21-14
12/05	Buccaneers	S	L	17-30
12/12	at Panthers	S	W	29-21
12/19	at 49ers	S	L	13-31
12/26	Lions	S	W	20-16
01/02	at Bills	S	L	15-29
01/09	Saints	S	L	20-30
2021 TOTALS		17-17	7-10	

MATT HENNESSY'S 2020 GXG REGULAR-SEASON STATISTICS (FALCONS)

DATE	OPPONENT	P/S	W/L	SCORE
09/13	Seahawks	P	L	25-38
09/20	at Cowboys	P	L	39-40
09/27	Bears	P	L	26-30
10/05	at Packers	P	L	16-30
10/11	Panthers	P	L	16-23
10/18	at Vikings	P	W	40-23
10/25	Lions	P	L	22-23
10/29	at Panthers	P	W	25-17
11/08	Broncos	P	W	34-27
11/22	at Saints			DID NOT PLAY (NON-INJURY)
11/29	Raiders	P	W	43-6
12/06	Saints			DID NOT PLAY (NON-INJURY)
12/13	at Chargers			DID NOT PLAY (NON-INJURY)
12/20	Buccaneers	P	L	27-31
12/27	at Chiefs	S	L	14-17
01/03	at Buccaneers	S	L	27-44
2020 TOTALS		13-2	4-12	



KHADAREL HODGE

Wide Receiver

12

BIRTHDATE

01/03/95

HEIGHT

6'2"

WEIGHT

208 LBS

NFL EXP.

ACQUIRED

UFA - '22 (DET)

HOMETOWN

D'LO, MISS.

COLLEGE

PRAIRIE VIEW A&M

CAREER

- » Has recorded 30 receptions for 430 yards (14.3 avg.) and 20 special teams tackles in four seasons for the Rams, Browns and Lions.
- » Finished with 13 receptions for 157 yards (12.1 avg.) in 16 games (one start) for the Lions in 2021.
- » Tallied a career-high 180 receiving yards on 11 receptions (16.4 avg.) in nine games for Cleveland in 2020.
- » Originally signed by the Los Angeles Rams following the 2018 NFL Draft and started the season on the Rams practice squad before appearing in 14 games as a rookie in 2018.

- » Notched 104 receptions for 1,797 yards (17.3 avg.) and 21 touchdowns in 30 games for the Panthers.
- » Originally played quarterback at Alcorn State before transferring to Hinds Community College and transitioning to wide receiver.

PERSONAL

- » Attended Mendenhall (Miss.) High School where he played quarterback.
- » Eclipsed 3,000 passing yards and 2,000 rushing yards during his junior and senior seasons combined and compiled 68 total touchdowns over the span.
- » Named to the Mississippi all-state second-team offense by the Clarion Ledger.
- » Named the 2013 Offensive MVP in the Benard Blackwell North/South All-Star Classic.
- » Son of Michelle Hodge.

COLLEGE

- » Played for three seasons (2015-17) at Prairie View A&M in Prairie View, Texas after playing one season at Hinds Community College in Raymond, Miss., and transferring from Alcorn (Miss.) State.

TRANSACTIONS

- » Originally signed by the Los Angeles Rams following the 2018 NFL Draft.
- » Waived by the Rams on Sept. 1, 2018.
- » Signed to the Rams practice squad on Sept. 2, 2018.
- » Signed to Los Angeles' active roster on Sept. 19, 2018.
- » Re-signed by the Rams as an exclusive rights free agent on April 15, 2019.
- » Waived by the Rams on Aug. 31, 2019.
- » Claimed off waivers by the Cleveland Browns on Sept. 1, 2019.
- » Re-signed by the Browns as an exclusive rights free agent on April 16, 2020.
- » Re-signed by the Browns as a restricted free agent on May 27, 2021.
- » Waived by the Browns on Aug. 31, 2021.
- » Claimed off waivers by the Detroit Lions on Sept. 1, 2021.
- » Signed by the Atlanta Falcons as an unrestricted free agent on March 25, 2022.

KHADAREL HODGE'S NFL REGULAR SEASON RUSHING/RECEIVING STATISTICS

		RECEIVING								RUSHING				
DATE	TEAM	GP	GS	NO.	YDS.	AVG.	LG	TD	NO.	YDS.	AVG.	LG	TD	
2021	Lions	16	1	13	157	12.1	42	0	0	0	0.0	0	0	
2020	Browns	9	0	11	180	16.4	42	0	0	0	0.0	0	0	
2019	Browns	16	1	4	76	19.0	41	0	0	0	0.0	0	0	
2018	Rams	14	0	2	17	8.5	14	0	0	0	0.0	0	0	
NFL TOTALS		55	2	30	430	14.3	42	0	0	0	0.0	0	0	

KHADAREL HODGE'S NFL POSTSEASON RUSHING/RECEIVING STATISTICS

		RECEIVING								RUSHING				
DATE	TEAM	GP	GS	NO.	YDS.	AVG.	LG	TD	NO.	YDS.	AVG.	LG	TD	
2020	Browns	1	0	0	0	0.0	0	0	0	0	0.0	0	0	
2018	Rams	3	0	0	0	0.0	0	0	0	0	0.0	0	0	
NFL TOTALS		4	0	0	0	0.0	0	0	0	0	0.0	0	0	

KHADAREL HODGE'S NFL REGULAR SEASON RETURN STATISTICS

		KICKOFF RETURNS						PUNT RETURNS					
DATE	TEAM	RET.	YDS.	AVG.	LG	TD	NO.	FC	YDS.	AVG.	LG	TD	
2021	Lions	0	0	0.0	0	0	0	0	0	0.0	0	0	
2020	Browns	0	0	0.0	0	0	0	0	0	0.0	0	0	
2019	Browns	0	0	0.0	0	0	0	0	0	0.0	0	0	
2018	Rams	0	0	0.0	0	0	0	0	0	0.0	0	0	
NFL TOTALS		0	0	0.0	0	0	0	0	0	0.0	0	0	

KHADAREL HODGE'S NFL POSTSEASON RETURN STATISTICS

		KICKOFF RETURNS					PUNT RETURNS					
DATE	TEAM	RET.	YDS.	AVG.	LG	TD	NO.	FC	YDS.	AVG.	LG	TD
2020	Browns	0	0	0.0	0	0	0	0	0	0.0	0	0
2018	Rams	0	0	0.0	0	0	0	0	0	0.0	0	0
NFL TOTALS		0	0	0.0	0	0	0	0	0	0.0	0	0

KHADAREL HODGE'S SINGLE-GAME HIGHS: RECEIVING

<p>Receptions 5 at Seattle Seahawks, Jan 02, 2022 3 at Jacksonville Jaguars, Nov 29, 2020 3 vs. Philadelphia Eagles, Nov 22, 2020</p> <p>Receiving Yards 76 at Seattle Seahawks, Jan 02, 2022 73 vs. Philadelphia Eagles, Nov 22, 2020 41 vs. Pittsburgh Steelers, Nov 14, 2019</p> <p>Receiving Average 24.3 vs. Philadelphia Eagles, Nov 22, 2020 15.2 at Seattle Seahawks, Jan 02, 2022 10.3 at Jacksonville Jaguars, Nov 29, 2020</p> <p>Longest Receptions 42 at Seattle Seahawks, Jan 02, 2022 42 vs. Philadelphia Eagles, Nov 22, 2020 41 vs. Pittsburgh Steelers, Nov 14, 2019</p>	<p>All-Purpose Yards 76 at Seattle Seahawks, Jan 02, 2022 73 vs. Philadelphia Eagles, Nov 22, 2020 41 vs. Pittsburgh Steelers, Nov 14, 2019</p> <p>Special Teams Tackles 3 vs. Cincinnati Bengals, Dec 08, 2019 2 vs. Baltimore Ravens, Dec 22, 2019 2 at New York Jets, Sep 16, 2019</p> <p>Miscellaneous Tackles 2 at Seattle Seahawks, Jan 02, 2022 1 vs. Cincinnati Bengals, Sep 17, 2020 1 at Baltimore Ravens, Sep 13, 2020</p>
--	--

KHADAREL HODGE'S SINGLE-GAME HIGHS - POSTSEASON: RUSHING/RECEIVING

Special Teams Tackles	1 at New Orleans Saints, Jan 20, 2019
------------------------------	---------------------------------------

KHADAREL HODGE'S 2021 GXG REGULAR-SEASON STATISTICS (LIONS)

			RECEIVING					RUSHING							
DATE	OPPONENT	P/S	NO.	YDS.	AVG.	LG	TD	NO.	YDS.	AVG.	LG	TD	W/L/T	SCORE	
09/12	49ers		ON INACTIVE LIST											L	33-41
09/20	at Packers	P	0	0	0.0	0	0	0	0	0.0	0	0	L	17-35	
09/26	Ravens	P	1	9	9.0	9	0	0	0	0.0	0	0	L	17-19	
10/03	at Bears	P	1	13	13.0	13	0	0	0	0.0	0	0	L	14-24	
10/10	at Vikings	P	1	17	17.0	17	0	0	0	0.0	0	0	L	17-19	
10/17	Bengals	S	2	9	4.5	7	0	0	0	0.0	0	0	L	11-34	
10/24	at Rams	P	1	3	3.0	3	0	0	0	0.0	0	0	L	19-28	
10/31	Eagles	P	0	0	0.0	0	0	0	0	0.0	0	0	L	6-44	
11/14	at Steelers	P	0	0	0.0	0	0	0	0	0.0	0	0	T	16-16	
11/21	at Browns	P	0	0	0.0	0	0	0	0	0.0	0	0	L	10-13	
11/25	Bears	P	0	0	0.0	0	0	0	0	0.0	0	0	L	14-16	
12/05	Vikings	P	1	9	9.0	9	0	0	0	0.0	0	0	W	29-27	
12/12	at Broncos	P	0	0	0.0	0	0	0	0	0.0	0	0	L	10-38	
12/19	Cardinals	P	0	0	0.0	0	0	0	0	0.0	0	0	W	30-12	
12/26	at Falcons	P	1	21	21.0	21	0	0	0	0.0	0	0	L	16-20	
01/02	at Seahawks	P	5	76	15.2	42	0	0	0	0.0	0	0	L	29-51	
01/09	Packers	P	0	0	0.0	0	0	0	0	0.0	0	0	W	37-30	
2021 TOTALS		16-1	13	157	12.1	42	0	0	0	0.0	0	0	3-13-1		

KHADAREL HODGE'S 2020 GXG REGULAR-SEASON STATISTICS (BROWNS)

			RECEIVING					RUSHING							
DATE	OPPONENT	P/S	NO.	YDS.	AVG.	LG	TD	NO.	YDS.	AVG.	LG	TD	W/L/T	SCORE	
09/13	at Ravens	P	1	12	12.0	12	0	0	0	0.0	0	0	L	6-38	
09/17	Bengals	P	2	39	19.5	26	0	0	0	0.0	0	0	W	35-30	
09/27	Football Team	P	0	0	0.0	0	0	0	0	0.0	0	0	W	34-20	
10/04	at Cowboys		DID NOT PLAY (NON-INJURY)											W	49-38
10/11	Colts		INJURED RESERVE											W	32-23
10/18	at Steelers		INJURED RESERVE											L	7-38
10/25	at Bengals		INJURED RESERVE											W	37-34
11/01	Raiders	P	0	0	0.0	0	0	0	0	0.0	0	0	L	6-16	
11/15	Texans	P	0	0	0.0	0	0	0	0	0.0	0	0	W	10-7	
11/22	Eagles	P	3	73	24.3	42	0	0	0	0.0	0	0	W	22-17	
11/29	at Jaguars	P	3	31	10.3	17	0	0	0	0.0	0	0	W	27-25	
12/06	at Titans		INACTIVE											W	41-35
12/14	Ravens		INACTIVE											L	42-47
12/20	at Giants	P	0	0	0.0	0	0	0	0	0.0	0	0	W	20-6	
12/27	at Jets		RESERVE/COVID-19											L	16-23
01/03	Steelers	P	2	25	12.5	15	0	0	0	0.0	0	0	W	24-22	
2020 TOTALS		9-0	11	180	16.4	42	0	0	0	0.0	0	0	11-5		

KHADAREL HODGE'S 2019 GXG REGULAR-SEASON STATISTICS (BROWNS)

DATE	OPPONENT	P/S	RECEIVING				RUSHING				W/L	SCORE	
			NO.	YDS.	AVG.	LG	TD	NO.	YDS.	AVG.			LG
09/08	Titans	P	0	0	0.0	0	0	0	0	0	0	L	13-43
09/16	at Jets	P	0	0	0.0	0	0	0	0	0	0	W	23-3
09/22	Rams	P	0	0	0.0	0	0	0	0	0	0	L	13-20
09/29	at Ravens	P	0	0	0.0	0	0	0	0	0	0	W	40-25
10/07	at 49ers	P	0	0	0.0	0	0	0	0	0	0	L	3-31
10/13	Seahawks	P	0	0	0.0	0	0	0	0	0	0	L	28-32
10/27	at Patriots	P	0	0	0.0	0	0	0	0	0	0	L	13-27
11/03	at Broncos	P	1	10	10.0	10	0	0	0	0.0	0	L	19-24
11/10	Bills	P	0	0	0.0	0	0	0	0	0.0	0	W	19-16
11/14	Steelers	P	1	41	41.0	41	0	0	0	0.0	0	W	21-7
11/24	Dolphins	P	0	0	0.0	0	0	0	0	0.0	0	W	41-24
12/01	at Steelers	P	0	0	0.0	0	0	0	0	0.0	0	L	13-20
12/08	Bengals	P	0	0	0.0	0	0	0	0	0.0	0	W	27-19
12/15	at Cardinals	P	0	0	0.0	0	0	0	0	0.0	0	L	24-38
12/22	Ravens	S	1	6	6.0	6	0	0	0	0.0	0	L	15-31
12/29	at Bengals	P	1	19	19.0	19	0	0	0	0.0	0	L	23-33
2019 TOTALS		16-1	4	76	19.0	41	0	0	0	0.0	0	0	6-10

KHADAREL HODGE'S 2020 GXG POSTSEASON STATISTICS (BROWNS)

DATE	OPPONENT	P/S	RECEIVING				RUSHING				W/L	SCORE	
			NO.	YDS.	AVG.	LG	TD	NO.	YDS.	AVG.			LG
01/10	at Steelers		DID NOT PLAY									W	48-37
01/17	at Chiefs	P	0	0	0.0	0	0	0	0	0.0	0	L	17-22
2020 TOTALS		1-0	0	0	0.0	0	0	0	0	0.0	0	0	1-1



KA'DAR HOLLMAN

Cornerback

33

BIRTHDATE
09/18/94

HEIGHT
6'0"

WEIGHT
196 LBS

NFL EXP.
3 YRS

ACQUIRED
PS - '22

HOMETOWN
BURLINGTON, N.J.

COLLEGE
TOLEDO

CAREER

Third-year defensive back enters his first season with the Falcons in 2022.

Played in 14 games (one start) recording 10 tackles (7 solo) and three passes defended for the Green Bay Packers in 2020.

COLLEGE

Played four seasons at Toledo (2015-18)

Recorded 113 tackles (84 solo), 2 interceptions and 1 fumble recovery for the Rockets.

Led the Rockets and tied for first in the MAC with 12 pass

breakups in 2018.

Nominated in 2018 for the Burlsworth Trophy awarded to the nation's best player who started their career as a walk-on.

PERSONAL

Attended Burlington Township High School in Burlington, NJ.

Also attended Milford Academy in New Berlin, NY where he recorded 26 tackles, four interceptions and six passes defended.

Born in Burlington, N.J.

Parents: Harvey and Toby Hollman.

Majored in Communications while at Toledo.

TRANSACTIONS

Originally selected by the Green Bay Packers in the sixth round (185th overall) of the 2019 NFL Draft.

Traded to the Houston Texans on August 23, 2021.

Waived by the Houston Texans on August 31, 2021.

Signed to the New Orleans Saints practice squad on September 6, 2021.

Released from the New Orleans Saints practice squad on September 28, 2021.

Signed to the New York Giants practice squad on October 5, 2021.

Released from the New York Giants practice squad on December 7, 2021.

Signed by the San Francisco 49ers on February 2, 2022.

Waived by the San Francisco 49ers on August 28, 2022.

Signed to the Falcons practice squad on August 31, 2022.

KA'DAR HOLLMAN'S NFL REGULAR SEASON DEFENSIVE STATISTICS

DATE	TEAM	GP	GS	TACKLES							INTERCEPTIONS					FUMBLES					ST				MISC										
				TK	S	A	TFL	YDS	SK	YDS	QBH	NO	YDS	LG	TD	PD	FF	FR	TD	YDS	TK	S	A	FF	FR	S	A								
2021	Packers	0	0	0	0	0	0	0	0	0	0.0	0.0	0	0	0	0	0	0	0	0	0	0	0	0	0	0	0	0	0	0	0	0	0	0	0
Went from New Orleans to Green Bay .																																			
2021	Saints	0	0	0	0	0	0	0	0	0	0.0	0.0	0	0	0	0	0	0	0	0	0	0	0	0	0	0	0	0	0	0	0	0	0	0	
2021	TOTAL	0	0	0	0	0	0	0	0	0	0.0	0.0	0	0	0	0	0	0	0	0	0	0	0	0	0	0	0	0	0	0	0	0	0	0	
2020	Packers	14	1	8	7	1	0	0	0.0	0.0	0	0	0	0	0	0	0	0	0	0	0	0	0	0	0	0	2	0	2	0	0	0	0	0	
2019	Packers	4	0	0	0	0	0	0	0	0.0	0.0	0	0	0	0	0	0	0	0	0	0	0	0	0	0	0	0	0	0	0	0	0	0	0	0
NFL TOTALS		18	1	8	7	1	0	0	0.0	0.0	0	0	0	0	0	0	0	0	0	0	0	0	0	0	0	2	0	2	0	0	0	0	0	0	

KA'DAR HOLLMAN'S NFL POSTSEASON DEFENSIVE STATISTICS

DATE	TEAM	GP	GS	TACKLES							INTERCEPTIONS					FUMBLES					ST				MISC										
				TK	S	A	TFL	YDS	SK	YDS	QBH	NO	YDS	LG	TD	PD	FF	FR	TD	YDS	TK	S	A	FF	FR	S	A								
2020	Packers	0	0	0	0	0	0	0	0	0.0	0.0	0	0	0	0	0	0	0	0	0	0	0	0	0	0	0	0	0	0	0	0	0	0	0	
2019	Packers	0	0	0	0	0	0	0	0	0.0	0.0	0	0	0	0	0	0	0	0	0	0	0	0	0	0	0	0	0	0	0	0	0	0	0	0
NFL TOTALS		0	0	0	0	0	0	0	0	0.0	0.0	0	0	0	0	0	0	0	0	0	0	0	0	0	0	0	0	0	0	0	0	0	0	0	0

KA'DAR HOLLMAN'S SINGLE-GAME HIGHS: DEFENSIVE

Total Tackles 4 vs. Jacksonville Jaguars, Nov 15, 2020
2 at San Francisco 49ers, Nov 05, 2020
1 at Tampa Bay Buccaneers, Oct 18, 2020
...1 more at 1.

Solo Tackles 4 vs. Jacksonville Jaguars, Nov 15, 2020
1 at San Francisco 49ers, Nov 05, 2020
1 at Tampa Bay Buccaneers, Oct 18, 2020
...1 more at 1.

Passes Defensed 2 vs. Atlanta Falcons, Oct 05, 2020
1 vs. Jacksonville Jaguars, Nov 15, 2020
Special Teams Tackles 1 vs. Philadelphia Eagles, Dec 06, 2020
1 at Minnesota Vikings, Sep 13, 2020

KA'DAR HOLLMAN'S 2021 GXG REGULAR-SEASON STATISTICS (PACKERS/SAINTS)

DATE	OPPONENT	P/S	TACKLES					INTERCEPTIONS				FUMBLES			ST		MISC		W/L	SCORE						
			TK	S	A	SK	YDS	TFL	YDS	QBH	NO	YDS	LG	TD	PD	FF	FR	TD			YDS	TK	S	A	FF	FR
09/20	Lions																								W	35-17
09/26	at 49ers																								W	30-28
10/03	Steelers																								W	27-17
10/10	at Bengals																								W	25-22+
10/17	at Bears																								W	24-14
10/24	Football Team																								W	24-10
10/28	at Cardinals																								W	24-21
11/07	at Chiefs																								L	7-13
11/14	Seahawks																								W	17-0
11/21	at Vikings																								L	31-34
11/28	Rams																								W	36-28
			Went from Packers to Saints .																							
12/02	Cowboys																								L	17-27
			Went from Saints to Packers .																							
12/12	Bears																								W	45-30
12/19	at Ravens																								W	31-30
12/25	Browns																								W	24-22
01/02	Vikings																								W	37-10
01/09	at Lions																								L	30-37
2021 TOTALS				0	0	0	0	0	0	0	0	0	0	0	0	0	0	0	0	0	0	0	0	0	0	13-4

+ - Overtime

KA'DAR HOLLMAN'S 2020 GXG REGULAR-SEASON STATISTICS (PACKERS)

DATE	OPPONENT	P/S	TACKLES					INTERCEPTIONS				FUMBLES			ST		MISC		W/L	SCORE							
			TK	S	A	SK	YDS	TFL	YDS	QBH	NO	YDS	LG	TD	PD	FF	FR	TD			YDS	TK	S	A	FF	FR	S
09/13	at Vikings	P	0	0	0	0	0	0	0	0	0	0	0	0	0	0	0	0	0	0	0	0	0	0	0	W	43-34
09/20	Lions	P	0	0	0	0	0	0	0	0	0	0	0	0	0	0	0	0	0	0	0	0	0	0	0	W	42-21
09/27	at Saints	P	0	0	0	0	0	0	0	0	0	0	0	0	0	0	0	0	0	0	0	0	0	0	0	W	37-30
10/05	Falcons	P	1	1	0	0	0	0	0	0	0	0	0	2	0	0	0	0	0	0	0	0	0	0	0	W	30-16
10/18	at Buccaneers	P	1	1	0	0	0	0	0	0	0	0	0	0	0	0	0	0	0	0	0	0	0	0	0	L	10-38
10/25	at Texans	P	0	0	0	0	0	0	0	0	0	0	0	0	0	0	0	0	0	0	0	0	0	0	0	W	35-20
11/01	Vikings	P	0	0	0	0	0	0	0	0	0	0	0	0	0	0	0	0	0	0	0	0	0	0	0	L	22-28
11/05	at 49ers	P	2	1	1	0	0	0	0	0	0	0	0	0	0	0	0	0	0	0	0	0	0	0	0	W	34-17
11/15	Jaguars	S	4	4	0	0	0	0	0	0	0	0	0	1	0	0	0	0	0	0	0	0	0	0	0	W	24-20
11/22	at Colts		GAME INACTIVE/INJURY																								
11/29	Bears	P	0	0	0	0	0	0	0	0	0	0	0	0	0	0	0	0	0	0	0	0	0	0	0	W	41-25
12/06	Eagles	P	0	0	0	0	0	0	0	0	0	0	0	0	0	0	0	0	0	0	0	0	0	0	0	W	30-16
12/13	at Lions		INACTIVE																								
12/19	Panthers	P	0	0	0	0	0	0	0	0	0	0	0	0	0	0	0	0	0	0	0	0	0	0	0	W	24-16
12/27	Titans	P	0	0	0	0	0	0	0	0	0	0	0	0	0	0	0	0	0	0	0	0	0	0	0	W	40-14
01/03	at Bears	P	0	0	0	0	0	0	0	0	0	0	0	0	0	0	0	0	0	0	0	0	0	0	0	W	35-16
2020 TOTALS			14-1	8	7	1	0	0	0	0	0	0	0	3	0	0	0	0	0	0	0	0	0	0	0	13-3	

+ - Overtime



GERMAIN IFEDI

Offensive Lineman

74

BIRTHDATE

06/02/94

HEIGHT

6'5"

WEIGHT

338 LBS

NFL EXP.

6 YRS

ACQUIRED

UFA-22 (CHI)

HOMETOWN

HOUSTON, TEXAS

COLLEGE

TEXAS A&M

CAREER

- » Started 83 of 85 games over six NFL seasons in Seattle and Chicago prior to being signed by Atlanta.
- » Has started six postseason games with four at right tackle and two at right guard.
- » Appeared in nine games with seven starts at tackle for Chicago in 2021.
- » Started all 16 games for Chicago in 2020, splitting time between guard and tackle.
- » Started all 60 games he appeared in for Seattle from 2016-19.

- » Started all 37 games he appeared in for the Aggies from 2013-15.
- » Voted team captain his junior season and was named second-team All-SEC after starting 13 games at right tackle.
- » Named to the Sporting News Freshman All-America team in 2013.

PERSONAL

- » Attended Houston (Texas) Westside High School.
- » Earned first-team All-Greater Houston by the Houston Chronicle as a senior in 2011.
- » Earned second-team all-state honors by the Associated Press and first-team all-district 20-5A honors.
- » Son of Victoria Ifedi.
- » Majored in construction science at Texas A&M.

COLLEGE

- » Played three seasons (2013-15) at Texas A&M University in College Station, Texas, after redshirting as a freshman in 2012.

TRANSACTIONS

- » Originally selected by the Seattle Seahawks in the first round (31st overall) of the 2016 NFL Draft.
- » Signed by the Chicago Bears as an unrestricted free agent on March 25, 2020.
- » Re-signed by the Bears on April 1, 2021.
- » Signed by the Atlanta Falcons as an unrestricted free agent on April 6, 2022.

GERMAIN IFEDI'S NFL REGULAR SEASON STATISTICS

DATE	TEAM	GP	GS
2021	Bears	9	9
2020	Bears	16	16
2019	Seahawks	16	16
2018	Seahawks	15	15
2017	Seahawks	16	16
2016	Seahawks	13	13
NFL TOTALS		85	85

GERMAIN IFEDI'S NFL POSTSEASON STATISTICS

DATE	TEAM	GP	GS
2020	Bears	1	1
2019	Seahawks	2	2
2018	Seahawks	1	1
2016	Seahawks	2	2
NFL TOTALS		6	6

GERMAIN IFEDI'S 2021 GXG REGULAR-SEASON STATISTICS (BEARS)

DATE	OPPONENT	P/S		W/L	SCORE
09/12	at Rams	S		L	14-34
09/19	Bengals	S		W	20-17
09/26	at Browns	S		L	6-26
10/03	Lions	S		W	24-14
10/10	at Raiders	S		W	20-9
10/17	Packers		INJURED RESERVE	L	14-24
10/24	at Buccaneers		INJURED RESERVE	L	3-38
10/31	49ers		RESERVE/COVID-19	L	22-33
11/08	at Steelers		RESERVE/COVID-19	L	27-29
11/21	Ravens		INJURED RESERVE	L	13-16
11/25	at Lions		INJURED RESERVE	W	16-14
12/05	Cardinals		INJURED RESERVE	L	22-33
12/12	at Packers		INJURED RESERVE	L	30-45
12/20	Vikings	S		L	9-17
12/26	at Seahawks	S		W	25-24
01/02	Giants	S		W	29-3
01/09	at Vikings	S		L	17-31
2021 TOTALS		9-9		6-11	

GERMAIN IFEDI'S 2020 GXG REGULAR-SEASON STATISTICS (BEARS)

DATE	OPPONENT	P/S		W/L	SCORE
09/13	at Lions	S		W	27-23
09/20	Giants	S		W	17-13
09/27	at Falcons	S		W	30-26
10/04	Colts	S		L	11-19
10/08	Buccaneers	S		W	20-19
10/18	at Panthers	S		W	23-16
10/26	at Rams	S		L	10-24
11/01	Saints	S		L	23-26+
11/08	at Titans	S		L	17-24
11/16	Vikings	S		L	13-19
11/29	at Packers	S		L	25-41
12/06	Lions	S		L	30-34
12/13	Texans	S		W	36-7
12/20	at Vikings	S		W	33-27
12/27	at Jaguars	S		W	41-17
01/03	Packers	S		L	16-35
2020 TOTALS		16-16		8-8	

+ - Overtime

GERMAIN IFEDI'S 2019 GXG REGULAR-SEASON STATISTICS (SEAHAWKS)

DATE	OPPONENT	P/S	W/L	SCORE
09/08	Bengals	S	W	21-20
09/15	at Steelers	S	W	28-26
09/22	Saints	S	L	27-33
09/29	at Cardinals	S	W	27-10
10/03	Rams	S	W	30-29
10/13	at Browns	S	W	32-28
10/20	Ravens	S	L	16-30
10/27	at Falcons	S	W	27-20
11/03	Buccaneers	S	W	40-34+
11/11	at 49ers	S	W	27-24+
11/24	at Eagles	S	W	17-9
12/02	Vikings	S	W	37-30
12/08	at Rams	S	L	12-28
12/15	at Panthers	S	W	30-24
12/22	Cardinals	S	L	13-27
12/29	49ers	S	L	21-26
2019 TOTALS		16-16	11-5	


+ - Overtime

GERMAIN IFEDI'S 2020 GXG POSTSEASON STATISTICS (BEARS)

DATE	OPPONENT	P/S	W/L	SCORE
01/10	at Saints	S	L	9-21
2020 TOTALS		1-1	0-1	

GERMAIN IFEDI'S 2019 GXG POSTSEASON STATISTICS (SEAHAWKS)

DATE	OPPONENT	P/S	W/L	SCORE
01/05	at Eagles	S	W	17-9
01/12	at Packers	S	L	23-28
2019 TOTALS		2-2	1-1	



GRADY JARRETT

Defensive Lineman



97

BIRTHDATE

04/28/93

HEIGHT

6'0"

WEIGHT

288 LBS

NFL EXP.

8 YRS

ACQUIRED

05 '15

HOMETOWN

CONYERS, GA.

COLLEGE

CLEMSON

CAREER

- » Has seen action in 110 games with 95 starts while totaling 359 tackles (198 solo) with 26.5 sacks, 54 tackles for loss, five forced fumbles, three fumble recoveries, 89 quarterback hits and one pass defended.
- » Started all 17 games totaling 59 total tackles (38 solo), 1.0 sack, three tackles for loss, one fumble recovery, 12 quarterback hits and one pass defended.
- » Tallied 52 total tackles (27 solo), 4.0 sacks, eight tackles for loss, 20 quarterback hits and one fumble recovery in 16 games with 16 starts in 2020 and was named to his second-consecutive Pro Bowl.
- » Started all 16 games in 2019. Recorded 69 tackles (38 solo), 12 tackles for loss, career-high 7.5 sacks, 16 quarterback hits and two forced fumbles.
- » Selected to his first career Pro Bowl in 2019.
- » Started all 16 games in 2017, tallying 56 tackles (35 solo), 15 tackles for loss, four sacks, and 13 quarterback hits. Logged two tackles and two quarterback hits in two postseason games. Finished the regular season tied with Rams DT Aaron Donalds for the league lead in tackles for loss by a defensive tackle.
- » Played in 16 games with 14 starts and totaled 47 tackles (20 solo) while adding three sacks, four tackles for loss, and one fumble recovery in 2016.
- » Tied an NFL record with three sacks in Super Bowl LI against New England. Since sacks became an official statistic in 1982, three other players have posted three in the Super Bowl - Darnell Dockett, Kony Ealy, and Reggie White.
- » Played in 15 games, making two starts, and totaled 24 tackles (13 solo) with one sack, four tackles for loss and two quarterback hits as a rookie in 2015. Had his best game as a rookie at Tampa Bay (12/6), logging four tackles, one tackle for loss, and his first career sack. Made his first career start at Carolina (12/13). Posted a career-best six tackles.

HONORS

- » Pro Bowl Selection (2x - 2019-20)
- » NFC Defensive Player of the Week (Week 15, 2018)
- » Atlanta Falcons Walter Payton NFL Man of the Year Nominee (2018)

COLLEGE

- » Finished his career starting 37 of the 48 games he played in and tallied 207 total tackles, 29.5 tackles for loss, 5.5 sacks, two forced fumbles and four fumble recoveries.
- » In 2014, he was named a permanent co-captain and was named a third-team All-American by Athlon. He was also selected first-team All-ACC. He started all 13 games during his senior year in 2014 and recorded 73 total tackles, 10 tackles for loss, 1.5 sacks, two forced fumbles and one fumble recovery.
- » In 2013 he posted 83 tackles, 11 tackles for loss, two sacks and two fumble recoveries. He earned All-ACC honors from the media and coaches as well.
- » In 2012, he was selected as an honorable mention sophomore All-American, an honorable mention All-ACC pick and was named the co-defensive player of the year by Clemson's coaching staff.

PERSONAL

- » He attended Rockdale County High School in Conyers, GA and recorded 101 tackles, 31.5 tackles for loss and nine sacks as a senior.
- » He graduated from Clemson with a degree in Management in December 2014.

IN THE COMMUNITY

Giving Back

- » The Conyers, Georgia native has served the Atlanta community since his rookie season in 2015. Whether it's visiting local schools and hospitals or volunteering at homeless shelters, Jarrett is heavily involved within the community.
- » In April of 2020, Jarrett began a first responders' delivery program in the City of Atlanta and Rockdale County, providing nearly 5,000 meals to first responders fighting on the front lines of the COVID-19 pandemic.
- » In part of the NFL's recent expansion to its social justice platform, Jarrett helped implement a Social Justice Committee within

the Falcons. The committee, which includes other players from the Falcons, focuses on developing initiatives and strategies with the goal of getting the team more involved within the city of Atlanta.

Big Men Don't Bully

- » During his rookie season in 2015, Jarrett started 'Big Men Don't Bully' - an anti-bullying campaign that educates youth about the harmful effects of bullying. In 2016, Jarrett received the opportunity to speak to elected leaders at the State House of Representatives at the Georgia State Capital to advocate the campaign's anti-bullying efforts.

Honors

- » Jarrett was nominated as the Falcons 2018 Walter Payton NFL Man of the Year.

TRANSACTIONS

- » Selected by the Falcons in the fifth round (137th overall) of the 2015 NFL Draft.
- » Placed under franchise tag on March 4, 2019.

REGULAR SEASON COMPARISON: DEFENSIVE - NEW ORLEANS SAINTS

DATE	OPP	W/L	GP/GS	TACKLES							MISC						
				TOT	SOLO	ASST	SACK	YDS.	INT	TFL	PD	QBH	TD	FF	FR		
10/15/15	ATL @ NO	L	P	1	0	1	0.0	0.0	0	0	0	0	0	0	0	0	0
9/26/16	ATL @ NO	W	S	2	2	2	0.0	0.0	0	0	0	0	0	0	0	0	0
1/1/17	ATL vs. NO	W	S	3	1	2	1.0	8.0	0	1	0	1	0	0	0	0	0
12/7/17	ATL vs. NO	W	S	2	1	1	0.0	0.0	0	0	0	0	0	0	0	0	0
12/24/17	ATL @ NO	L	S	5	3	2	0.0	0.0	0	1	0	0	0	0	0	0	0
9/23/18	ATL vs. NO	L	S	3	2	1	0.0	0.0	0	0	0	0	0	0	0	0	0
11/22/18	ATL @ NO	L	S	1	0	1	0.0	0.0	0	0	0	1	0	0	0	0	0
11/10/19	ATL @ NO	W	S	3	2	1	2.5	17.0	0	2	0	5	0	0	0	0	0
11/28/19	ATL vs. NO	L	S	6	5	1	0.0	0.0	0	0	0	0	0	0	0	0	0
11/22/20	ATL @ NO	L	S	7	4	3	0.5	4.5	0	0	0	2	0	0	0	0	0
12/6/20	ATL vs. NO	L	S	3	1	2	0.0	0.0	0	0	0	1	0	0	0	0	0
11/7/21	ATL @ NO	W	S	5	5	0	0.0	0.0	0	0	1	1	0	0	0	0	0
1/9/22	ATL vs. NO	L	S	1	1	0	0.0	0.0	0	0	0	0	0	0	0	0	0
TOTALS			5/8 13/12	42	27	15	4.0	29.5	0	4	1	11	0	0	0	0	0

GRADY JARRETT'S NFL REGULAR SEASON DEFENSIVE STATISTICS

DATE	TEAM	GP	GS	TACKLES							INTERCEPTIONS					FUMBLES					ST			MISC									
				TK	S	A	TFL	YDS	SK	YDS	QBH	NO	YDS	LG	TD	PD	FF	FR	TD	YDS	TK	S	A	FF	FR	S	A						
2021	Falcons	17	17	59	38	21	3	15	1.0	11.0	12	0	0	0	0	1	0	1	0	0	0	0	0	0	0	0	0	0	0	0	0	0	
2020	Falcons	16	16	52	27	25	8	38	4.0	29.5	21	0	0	0	0	0	0	1	0	3	0	0	0	0	0	0	0	0	0	0	0	0	
2019	Falcons	16	16	69	38	31	12	62	7.5	49.0	16	0	0	0	0	2	0	0	0	0	0	0	0	0	0	0	0	0	0	0	0	0	
2018	Falcons	14	14	52	27	25	8	38	6.0	36.0	16	0	0	0	0	3	0	0	0	0	0	0	0	0	0	0	0	0	0	0	0	0	0
2017	Falcons	16	16	55	34	21	15	64	4.0	33.0	13	0	0	0	0	0	0	0	0	0	0	0	0	0	0	0	0	0	0	0	0	0	0
2016	Falcons	16	14	48	21	27	4	21	3.0	18.0	9	0	0	0	0	0	1	0	0	0	0	0	0	0	0	0	0	0	0	0	0	0	0
2015	Falcons	15	2	24	13	11	4	14	1.0	5.0	2	0	0	0	0	0	0	0	0	0	0	0	0	0	0	0	0	0	0	0	0	0	0
NFL TOTALS		110	95	359	198	161	54	252	26.5	181.5	89	0	0	0	0	1	5	3	0	3	0	0	0	0	0	0	0	0	0	0	0	0	0

GRADY JARRETT'S NFL POSTSEASON DEFENSIVE STATISTICS

DATE	TEAM	GP	GS	TACKLES							INTERCEPTIONS					FUMBLES					ST			MISC										
				TK	S	A	TFL	YDS	SK	YDS	QBH	NO	YDS	LG	TD	PD	FF	FR	TD	YDS	TK	S	A	FF	FR	S	A							
2017	Falcons	2	2	2	2	0	0	0.0	0.0	2	0	0	0	0	0	0	0	0	0	0	0	0	0	0	0	0	0	0	0	0	0	0	0	
2016	Falcons	3	3	10	7	3	3	11	3.0	11.0	5	0	0	0	0	0	0	0	0	0	0	0	0	0	0	0	0	0	0	0	0	0	0	0
NFL TOTALS		5	5	12	9	3	3	11	3.0	11.0	7	0	0	0	0	0	0	0	0	0	0	0	0	0	0	0	0	0	0	0	0	0	0	0

GRADY JARRETT'S SINGLE-GAME HIGHS: DEFENSIVE

Total Tackles	8 vs. Seattle Seahawks, Oct 27, 2019 7 at New Orleans Saints, Nov 22, 2020 7 at Houston Texans, Oct 06, 2019 ...6 more at 7.	Forced Fumbles	2 vs. Baltimore Ravens, Dec 02, 2018 1 at Houston Texans, Oct 06, 2019 1 at Minnesota Vikings, Sep 08, 2019 ...1 more at 1.
Solo Tackles	5 at New Orleans Saints, Nov 07, 2021 5 vs. New Orleans Saints, Nov 28, 2019 ...2 more at 5.	Fumble Recoveries	1 at Carolina Panthers, Dec 12, 2021 1 at Dallas Cowboys, Sep 20, 2020 ...1 more at 1.
Sacks	2.5 at New Orleans Saints, Nov 10, 2019 2.0 vs. Arizona Cardinals, Dec 16, 2018 2.0 vs. New York Giants, Oct 22, 2018	Tackles For Loss	3 vs. Carolina Panthers, Dec 31, 2017 3 at New York Jets, Oct 29, 2017 2 vs. Chicago Bears, Sep 27, 2020 ...8 more at 2.
Passes Defensed	1 at New Orleans Saints, Nov 07, 2021	Longest Opponent's Fumble Return	3 at Dallas Cowboys, Sep 20, 2020

GRADY JARRETT'S SINGLE-GAME HIGHS - POSTSEASON: DEFENSIVE

Total Tackles	5 vs. New England Patriots, Feb 05, 2017 4 vs. Seattle Seahawks, Jan 14, 2017 2 at Philadelphia Eagles, Jan 13, 2018	Sacks	3.0 vs. New England Patriots, Feb 05, 2017
Solo Tackles	4 vs. New England Patriots, Feb 05, 2017 3 vs. Seattle Seahawks, Jan 14, 2017 2 at Philadelphia Eagles, Jan 13, 2018	Tackles For Loss	3 vs. New England Patriots, Feb 05, 2017

GRADY JARRETT'S 2021 GXG REGULAR-SEASON STATISTICS (FALCONS)

DATE	OPPONENT	P/S	TACKLES							INTERCEPTIONS					FUMBLES			ST			MISC		SCORE					
			TK	S	A	SK	YDS	TFL	YDS	QBH	NO	YDS	LG	TD	PD	FF	FR	TD	YDS	TK	S	A		FF	FR	S	A	W/L
09/12	Eagles	S	0	0	0	0	0	0	0	0	0	0	0	0	0	0	0	0	0	0	0	0	0	0	0	0	L	6-32
09/19	at Buccaneers	S	4	2	2	0	0	0	0	0	0	0	0	0	0	0	0	0	0	0	0	0	0	0	0	0	L	25-48
09/26	at Giants	S	4	4	0	1	0	11	0	1	2	0	0	0	0	0	0	0	0	0	0	0	0	0	0	0	W	17-14
10/03	Football Team	S	2	2	0	0	0	0	0	0	0	0	0	0	0	0	0	0	0	0	0	0	0	0	0	0	L	30-34
10/10	Jets	S	3	3	0	0	0	0	0	0	0	0	0	0	0	0	0	0	0	0	0	0	0	0	0	0	W	27-20
10/24	at Dolphins	S	5	4	1	0	0	0	0	0	2	0	0	0	0	0	0	0	0	0	0	0	0	0	0	0	W	30-28
10/31	Panthers	S	4	2	2	0	0	0	0	1	1	1	0	0	0	0	0	0	0	0	0	0	0	0	0	0	L	13-19
11/07	at Saints	S	5	5	0	0	0	0	0	0	1	0	0	0	0	1	0	0	0	0	0	0	0	0	0	0	W	27-25
11/14	at Cowboys	S	5	2	3	0	0	0	0	1	3	1	0	0	0	0	0	0	0	0	0	0	0	0	0	0	L	3-43
11/18	Patriots	S	2	0	2	0	0	0	0	0	0	0	0	0	0	0	0	0	0	0	0	0	0	0	0	0	L	0-25
11/28	at Jaguars	S	2	1	1	0	0	0	0	0	0	1	0	0	0	0	0	0	0	0	0	0	0	0	0	0	W	21-14
12/05	Buccaneers	S	4	2	2	0	0	0	0	0	1	0	0	0	0	0	0	0	0	0	0	0	0	0	0	0	L	17-30
12/12	at Panthers	S	4	2	2	0	0	0	0	0	1	0	0	0	0	0	0	1	0	0	0	0	0	0	0	0	W	29-21
12/19	at 49ers	S	6	4	2	0	0	0	0	0	1	0	0	0	0	0	0	0	0	0	0	0	0	0	0	0	L	13-31
12/26	Lions	S	3	2	1	0	0	0	0	0	0	0	0	0	0	0	0	0	0	0	0	0	0	0	0	0	W	20-16
01/02	at Bills	S	5	2	3	0	0	0	0	0	0	0	0	0	0	0	0	0	0	0	0	0	0	0	0	0	L	15-29
01/09	Saints	S	1	1	0	0	0	0	0	0	0	0	0	0	0	0	0	0	0	0	0	0	0	0	0	0	L	20-30
2021 TOTALS			17-17	59	38	21	1.0	11.0	3	15	12	0	0	0	0	1	0	1	0	0	0	0	0	0	0	0	0	7-10


GRADY JARRETT'S 2020 GXG REGULAR-SEASON STATISTICS (FALCONS)

DATE	OPPONENT	P/S	TACKLES							INTERCEPTIONS				FUMBLES			ST			MISC		SCORE					
			TK	S	A	SK	YDS	TFL	YDS	QBH	NO	YDS	LG	TD	PD	FF	FR	TD	YDS	TK	S		A	FF	FR	S	A
09/13	Seahawks	S	5	2	3	1.5	11.0	1	8	3	0	0	0	0	0	0	0	0	0	0	0	0	0	0	0	L	25-38
09/20	at Cowboys	S	5	2	3	0.0	0.0	1	0	0	0	0	0	0	0	1	0	3	0	0	0	0	0	0	0	L	39-40
09/27	Bears	S	4	3	1	1.0	6.0	2	11	2	0	0	0	0	0	0	0	0	0	0	0	0	0	0	0	L	26-30
10/05	at Packers	S	4	3	1	0.0	0.0	1	3	0	0	0	0	0	0	0	0	0	0	0	0	0	0	0	0	L	16-30
10/11	Panthers	S	3	0	3	0.0	0.0	0	0	1	0	0	0	0	0	0	0	0	0	0	0	0	0	0	0	L	16-23
10/18	at Vikings	S	1	1	0	0.0	0.0	0	0	2	0	0	0	0	0	0	0	0	0	0	0	0	0	0	0	W	40-23
10/25	Lions	S	2	1	1	0.0	0.0	0	0	4	0	0	0	0	0	0	0	0	0	0	0	0	0	0	0	L	22-23
10/29	at Panthers	S	5	1	4	0.0	0.0	0	0	0	0	0	0	0	0	0	0	0	0	0	0	0	0	0	0	W	25-17
11/08	Broncos	S	3	2	1	0.0	0.0	1	5	2	0	0	0	0	0	0	0	0	0	0	0	0	0	0	0	W	34-27
11/22	at Saints	S	7	4	3	0.5	4.5	0	0	2	0	0	0	0	0	0	0	0	0	0	0	0	0	0	0	L	9-24
11/29	Raiders	S	0	0	0	0.0	0.0	0	0	1	0	0	0	0	0	0	0	0	0	0	0	0	0	0	0	W	43-6
12/06	Saints	S	3	1	2	0.0	0.0	0	0	1	0	0	0	0	0	0	0	0	0	0	0	0	0	0	0	L	16-21
12/13	at Chargers	S	5	4	1	0.0	0.0	0	0	0	0	0	0	0	0	0	0	0	0	0	0	0	0	0	0	L	17-20
12/20	Buccaneers	S	1	1	0	1.0	8.0	1	8	1	0	0	0	0	0	0	0	0	0	0	0	0	0	0	0	L	27-31
12/27	at Chiefs	S	3	1	2	0.0	0.0	1	3	2	0	0	0	0	0	0	0	0	0	0	0	0	0	0	0	L	14-17
01/03	at Buccaneers	S	1	1	0	0.0	0.0	0	0	0	0	0	0	0	0	0	0	0	0	0	0	0	0	0	0	L	27-44
2020 TOTALS		16-16	52	27	25	4.0	29.5	8	38	21	0	0	0	0	0	1	0	3	0	0	0	0	0	0	0	4-12	

GRADY JARRETT'S 2019 GXG REGULAR-SEASON STATISTICS (FALCONS)

DATE	OPPONENT	P/S	TACKLES							INTERCEPTIONS				FUMBLES			ST			MISC		SCORE					
			TK	S	A	SK	YDS	TFL	YDS	QBH	NO	YDS	LG	TD	PD	FF	FR	TD	YDS	TK	S		A	FF	FR	S	A
09/08	at Vikings	S	5	3	2	1.0	1.0	1	4	1	0	0	0	0	0	1	0	0	0	0	0	0	0	0	0	L	12-28
09/15	Eagles	S	5	3	2	1.0	8.0	1	8	2	0	0	0	0	0	0	0	0	0	0	0	0	0	0	0	W	24-20
09/22	at Colts	S	2	2	0	0.0	0.0	2	5	0	0	0	0	0	0	0	0	0	0	0	0	0	0	0	0	L	24-27
09/29	Titans	S	7	1	6	0.0	0.0	0	0	1	0	0	0	0	0	0	0	0	0	0	0	0	0	0	0	L	10-24
10/06	at Texans	S	7	5	2	0.0	0.0	1	1	0	0	0	0	0	1	0	0	0	0	0	0	0	0	0	0	L	32-53
10/13	at Cardinals	S	6	2	4	0.0	0.0	0	0	0	0	0	0	0	0	0	0	0	0	0	0	0	0	0	0	L	33-34
10/20	Rams	S	4	3	1	0.0	0.0	0	0	1	0	0	0	0	0	0	0	0	0	0	0	0	0	0	0	L	10-37
10/27	Seahawks	S	8	3	5	1.0	9.0	1	9	2	0	0	0	0	0	0	0	0	0	0	0	0	0	0	0	L	20-27
11/10	at Saints	S	3	2	1	2.5	17.0	2	14	5	0	0	0	0	0	0	0	0	0	0	0	0	0	0	0	W	26-9
11/17	at Panthers	S	0	0	0	0.0	0.0	0	0	1	0	0	0	0	0	0	0	0	0	0	0	0	0	0	0	W	29-3
11/24	Buccaneers	S	2	0	2	0.0	0.0	0	0	0	0	0	0	0	0	0	0	0	0	0	0	0	0	0	0	L	22-35
11/28	Saints	S	6	5	1	0.0	0.0	0	0	0	0	0	0	0	0	0	0	0	0	0	0	0	0	0	0	L	18-26
12/08	Panthers	S	4	4	0	0.0	0.0	1	1	0	0	0	0	0	0	0	0	0	0	0	0	0	0	0	0	W	40-20
12/15	at 49ers	S	6	2	4	0.0	0.0	1	6	0	0	0	0	0	0	0	0	0	0	0	0	0	0	0	0	W	29-22
12/22	Jaguars	S	3	2	1	1.0	6.0	1	6	2	0	0	0	0	0	0	0	0	0	0	0	0	0	0	0	W	24-12
12/29	at Buccaneers	S	1	1	0	1.0	8.0	1	8	1	0	0	0	0	0	0	0	0	0	0	0	0	0	0	0	W	28-22+
2019 TOTALS		16-16	69	38	31	7.5	49.0	12	62	16	0	0	0	0	0	2	0	0	0	0	0	0	0	0	0	7-9	

+ - Overtime



DEION JONES

Inside Linebacker



45

BIRTHDATE
11/04/94

HEIGHT
6'1"

WEIGHT
222 LBS

NFL EXP.
7 YRS

ACQUIRED
02 '16

HOMETOWN
NEW ORLEANS, LA.

COLLEGE
LOUISIANA STATE

CAREER

» Has seen action in 85 games with 83 starts while totaling 650 total tackles (428 solo) with 8.5 sacks, 40 tackles for loss, 20 quarterback hits, 11 interceptions (five touchdowns), four forced fumbles, two fumble recoveries, 44 passes defended and two total special teams tackles.

Started 16 games totaling 137 total tackles (87 solo), 2.0 sacks, eight tackles for loss, four quarterback hits, one forced fumble and six passes defended in 2021.

» Tallied 105 total tackles (71 solo), a career-high 4.5 sacks, eight tackles for loss, 10 quarterback hits, two interceptions, one interception returned for a touchdown, one forced fumble and one fumble recovery in 16 games with 16 starts in 2020.

» Has five career interceptions returned for touchdowns, the most by any defensive player since he entered the NFL in 2016 and the most by a linebacker since 2006.

» Notched 110 total tackles (68 solo), eight tackles for loss, four quarterback hits, one interception return for a touchdown, one fumble recovery and five passes defended in 2019.

» In Week 17 against Tampa Bay in 2019, Jones intercepted Jameis Winston and ran 27 yards to the end zone for a game-winning touchdown in overtime. It marked his fourth career pick-six, becoming the only player in the NFL with at least four interceptions returned for touchdowns since 2016. He also became the seventh player with a game-winning interception return for a touchdown in overtime since 2002 and the first since 2015.

» In 2018, was placed on Injured Reserve after Week 1 contest at the Philadelphia Eagles, missing 10 games. Played and started the remaining five games of the season, tallying 53 tackles (34 solo), two interceptions (one touchdown), one sack, six passes defended, one forced fumble and one tackle for loss.

» Recorded a career-high 15 tackles (13 solo) during Week 13 against the Baltimore Ravens, his first game back after injury in 2018.

» Intercepted QB Josh Rosen during Week 15 against the Arizona Cardinals for his third pick-six since 2016, tied for the most in the NFL during that span with Eddie Jackson and Alec Ogletree (2018).

» In 2017 playing in 16 games, tallied a career-best 138 tackles (91 solo), three interceptions, one sack, six tackles for loss, and nine passes defended. Named to his first Pro Bowl, replacing an injured Luke Kuechly.

» Made a playoff-high 10 stops (seven solo) with one tackle for loss and one pass defense in Atlanta's Wild-Card win over the Los Angeles Rams.

» Played in 15 games with 13 starts. Tied for the team lead with 106 total tackles (75 solo). Has also added three interceptions, two touchdowns, two quarterback hits, four tackles for loss, two forced fumbles and 11 passes

defended.

» Started at linebacker in his NFL debut against Tampa Bay (9/11/16).

» Posted six tackles (five solo) with one quarterback hit. Totaled nine tackles, one interception and two passes defended at New Orleans (9/26/16). Lifted the Falcons to victory with a 90-yard pick six in the third quarter. His interception return is tied for the third longest in franchise history with Ken Reaves and trails only Tom Pridemore (101), Chevis Jackson (95).

» Earned NFC Defensive Rookie of the Month in September. Recorded 25 total tackles, which led all rookies in that category during the month.

» Grabbed his third interception of the season and second touchdown in Atlanta's 42-14 win over Los Angeles (12/11/16). The rookie from LSU intercepted Jared Goff and returned the pick 33 yards for a score. With the INT, Jones became just the fourth Falcon - first Falcons rookie - to return two interceptions for touchdowns in a single season.

» Sealed Atlanta's Divisional Round playoff win when he intercepted a Russell Wilson pass with just over two minutes remaining in the game. Added five tackles and one tackle for loss.

HONORS

» Pro Bowl Selection (2018)

3x NFC Defensive Player of the Week (Week 14, 2017; Week 17, 2019; Week 7, 2021)

COLLEGE

» Played in 51 games with 12 starts, with 11 of those starts coming last season during his senior year for the Tigers. Jones made the most of his senior season by leading LSU in tackles with 100. He recorded a total of 165 tackles, 21.0 tackles for loss, and 5.0 sacks during his career in Baton Rouge. Earned recognition as a permanent team captain for the 2015 season in a post-season vote by the team.

» Was also named LSU's defensive MVP for 2015, along with defensive back Jamal Adams. Played in all 12 games with 11 starts as a senior in 2015. Named one of five finalists for the Butkus Award, which is given annually to the top linebacker in college football. Led Tigers with 100 tackles and 13.5 tackles for loss. Also added 5.0 sacks, six QB hurries and a pair of interceptions. Posted double-digit tackles in six of LSU's 12 games, including a career-best 14 stops against Ole Miss.

» Saw action in all 13 games and started at Will linebacker in place of Kwon Alexander versus Louisiana Monroe during his junior season in 2014. Tallied 27 total tackles and 3.5 tackles for a loss. His eight special teams tackles ranked third on the team.

- » Played in all 13 games as a sophomore in 2013. Continued to make his mark as a hard-hitting player on kickoff coverage. Talled 15 total tackles.
- » Saw action in 13 games as a true freshman. Made an impact on kickoff coverage and finished the year with 23 tackles, most of which came on special teams. Also added three tackles for loss and recovered a fumble.

quarterfinals of the 5A playoffs. Named LSWA Class 5A Outstanding Defensive Player and first-team All-State in 2011 after posting 179 tackles, eight sacks, five forced fumbles, three interceptions and three fumble recoveries. Named the New Orleans 5A Catholic League Defensive Player of the Year in 2011. Also named to the New Orleans Times-Picayune 2012 Blue Chip list and was listed on the 2011 Jackson Clarion Herald Elite Football Team in addition to earning the New Orleans Times-Picayune Metro Defensive Player of the Year award.

PERSONAL

- » Led Jesuit High School to one of the best seasons in school history as a senior, finishing 12-1 and reaching the

- » Parents are Cal and Tahanas Jones. Nicknamed "Debo". Has a sister, Cassidy.
- » Majored in sports administration.

TRANSACTIONS

- » Selected by the Falcons in the second round (52nd overall) of the 2016 NFL Draft.
- » Placed on Injured Reserve on September 11, 2018.

REGULAR SEASON COMPARISON: DEFENSIVE - NEW ORLEANS SAINTS

DATE	OPP	W/L	GP/GS	TACKLES							MISC				
				TOT	SOLO	ASST	SACK	YDS.	INT	TFL	PD	QBH	TD	FF	FR
9/26/16	ATL @ NO	W	S	9	8	1	0.0	0.0	1	0	2	0	1	0	0
1/1/17	ATL vs. NO	W	S	6	5	1	0.0	0.0	0	0	3	0	0	0	0
12/7/17	ATL vs. NO	W	S	13	7	6	0.0	0.0	1	3	2	0	0	0	0
12/24/17	ATL @ NO	L	S	10	8	2	0.0	0.0	1	2	1	0	0	0	0
11/10/19	ATL @ NO	W	S	5	2	3	0.0	0.0	0	0	0	0	0	0	0
11/28/19	ATL vs. NO	L	S	9	7	2	0.0	0.0	0	0	1	1	0	0	0
11/22/20	ATL @ NO	L	S	6	5	1	1.0	11.0	0	1	0	2	0	0	0
12/6/20	ATL vs. NO	L	S	10	8	2	0.0	0.0	0	0	0	0	0	0	1
11/7/21	ATL @ NO	W	S	10	6	4	0.0	0.0	0	0	2	1	0	0	0
1/9/22	ATL vs. NO	L	S	6	4	2	0.0	0.0	0	1	0	0	0	0	0
TOTALS			5/5 10/10	84	60	24	1.0	11.0	3	7	11	4	1	0	1

DEION JONES' NFL REGULAR SEASON DEFENSIVE STATISTICS

DATE	TEAM	GP	GS	TK	S	A	TACKLES					INTERCEPTIONS					FUMBLES					ST				MISC								
							TFL	YDS	SK	YDS	QBH	NO	YDS	LG	TD	PD	FF	FR	TD	YDS	TK	S	A	FF	FR	S	A							
2021	Falcons	16	16	137	87	50	8	33	2.0	17.0	4	0	0	0	0	6	1	0	0	0	0	0	0	0	0	0	0	0	0	0	0	0	0	0
2020	Falcons	16	16	106	73	33	9	43	4.5	38.5	10	2	84	67t	1	6	1	1	0	0	0	0	0	0	0	0	0	0	0	0	0	0	0	0
2019	Falcons	16	16	110	68	42	8	19	0.0	0.0	4	1	27	27t	1	5	0	1	0	5	0	0	0	0	0	0	0	0	0	0	0	0	0	0
2018	Falcons	6	6	53	34	19	1	4	1.0	4.0	0	2	61	41t	1	6	1	0	0	0	0	0	0	0	0	0	0	0	0	0	0	0	0	0
2017	Falcons	16	16	138	91	47	10	19	1.0	0.0	0	3	42	41	0	10	0	0	0	0	0	0	0	0	0	0	0	0	0	0	0	0	0	0
2016	Falcons	15	13	106	75	31	4	3	0.0	0.0	2	3	165	90t	2	11	1	0	0	0	0	2	0	2	0	2	0	0	0	0	0	0	0	0
NFL TOTALS		85	83	650	428	222	40	121	8.5	59.5	20	11	379	90T	5	44	4	2	0	5	2	0	2	0	0	0	0	0	0	0	0	0	0	0

DEION JONES' NFL POSTSEASON DEFENSIVE STATISTICS

DATE	TEAM	GP	GS	TK	S	A	TACKLES					INTERCEPTIONS					FUMBLES					ST				MISC									
							TFL	YDS	SK	YDS	QBH	NO	YDS	LG	TD	PD	FF	FR	TD	YDS	TK	S	A	FF	FR	S	A								
2017	Falcons	2	2	13	9	4	1	5	0.0	0.0	0	0	0	0	0	1	0	0	0	0	0	0	0	0	0	0	0	0	0	0	0	0	0	0	0
2016	Falcons	3	3	20	15	5	2	3	0.0	0.0	1	1	28	28	0	3	1	0	0	0	0	0	0	0	0	0	0	0	0	0	0	0	0	0	0
NFL TOTALS		5	5	33	24	9	3	8	0.0	0.0	1	1	28	28	0	4	1	0	0	0	0	0	0	0	0	0	0	0	0	0	0	0	0	0	0

DEION JONES' SINGLE-GAME HIGHS: DEFENSIVE

Total Tackles	15 at Miami Dolphins, Oct 24, 2021 15 vs. Baltimore Ravens, Dec 02, 2018 14 vs. Carolina Panthers, Oct 31, 2021 ...1 more at 14.	Tackles For Loss	3 at Miami Dolphins, Oct 24, 2021 3 vs. Los Angeles Rams, Oct 20, 2019 ...1 more at 3.
Solo Tackles	13 vs. Baltimore Ravens, Dec 02, 2018 11 at Miami Dolphins, Oct 24, 2021 10 vs. Carolina Panthers, Oct 31, 2021	Interceptions	1 vs. Las Vegas Raiders, Nov 29, 2020 1 at Minnesota Vikings, Oct 18, 2020 ...9 more at 1.
Sacks	1.0 at Miami Dolphins, Oct 24, 2021 1.0 at Tampa Bay Buccaneers, Sep 19, 2021 ...6 more at 1.0.	Interception Return Yards	90 at New Orleans Saints, Sep 26, 2016 67 vs. Las Vegas Raiders, Nov 29, 2020 42 vs. San Diego Chargers, Oct 23, 2016 2 at Seattle Seahawks, Oct 16, 2016
Passes Defensed	4 at Minnesota Vikings, Oct 18, 2020 3 vs. New Orleans Saints, Jan 01, 2017 2 vs. Tampa Bay Buccaneers, Dec 05, 2021 ...7 more at 2.	Special Teams Tackles	
Forced Fumbles	1 vs. Carolina Panthers, Oct 31, 2021 1 at Los Angeles Chargers, Dec 13, 2020 ...2 more at 1.	Longest Opponent's Fumble Return	5 at Tampa Bay Buccaneers, Dec 29, 2019
Fumble Recoveries	1 vs. New Orleans Saints, Dec 06, 2020 1 at Tampa Bay Buccaneers, Dec 29, 2019		

DEION JONES' SINGLE-GAME HIGHS - POSTSEASON: DEFENSIVE

Total Tackles	10 at Los Angeles Rams, Jan 06, 2018 9 vs. New England Patriots, Feb 05, 2017 6 vs. Green Bay Packers, Jan 22, 2017	Tackles For Loss	1 at Los Angeles Rams, Jan 06, 2018 1 vs. New England Patriots, Feb 05, 2017 ...1 more at 1.
Solo Tackles	7 at Los Angeles Rams, Jan 06, 2018 7 vs. New England Patriots, Feb 05, 2017 5 vs. Green Bay Packers, Jan 22, 2017	Interceptions	1 vs. Seattle Seahawks, Jan 14, 2017
Passes Defensed	1 at Los Angeles Rams, Jan 06, 2018 1 vs. New England Patriots, Feb 05, 2017 ...2 more at 1.	Interception Return Yards	28 vs. Seattle Seahawks, Jan 14, 2017
Forced Fumbles	1 vs. New England Patriots, Feb 05, 2017		

DEION JONES' 2021 GXG REGULAR-SEASON STATISTICS (FALCONS)

DATE	OPPONENT	P/S	TACKLES							INTERCEPTIONS				FUMBLES			ST		MISC		SCORE							
			TK	A	SK	YDS	TFL	YDS	QBH	NO	YDS	LG	TD	PD	FF	FR	TD	YDS	TK	S		A	FF	FR	S	A	W/L	
09/12	Eagles	S	11	4	7	0.0	0.0	1	6	0	0	0	0	0	1	0	0	0	0	0	0	0	0	0	0	0	L	6-32
09/19	at Buccaneers	S	4	2	2	1.0	7.0	1	7	1	0	0	0	0	0	0	0	0	0	0	0	0	0	0	0	L	25-48	
09/26	at Giants	S	12	8	4	0.0	0.0	1	3	0	0	0	0	0	0	0	0	0	0	0	0	0	0	0	0	W	17-14	
10/03	Football Team	S	11	4	7	0.0	0.0	1	1	0	0	0	0	0	0	0	0	0	0	0	0	0	0	0	0	L	30-34	
10/10	Jets	S	5	3	2	0.0	0.0	0	0	0	0	0	0	0	0	0	0	0	0	0	0	0	0	0	0	W	27-20	
10/24	at Dolphins	S	15	11	4	1.0	10.0	3	16	1	0	0	0	0	0	0	0	0	0	0	0	0	0	0	0	W	30-28	
10/31	Panthers	S	14	10	4	0.0	0.0	0	0	0	0	0	0	0	0	1	0	0	0	0	0	0	0	0	0	L	13-19	
11/07	at Saints	S	10	6	4	0.0	0.0	0	0	1	0	0	0	0	2	0	0	0	0	0	0	0	0	0	0	W	27-25	
11/14	at Cowboys	S	5	2	3	0.0	0.0	0	0	0	0	0	0	0	0	0	0	0	0	0	0	0	0	0	0	L	3-43	
11/18	Patriots	S	5	3	2	0.0	0.0	0	0	0	0	0	0	0	0	0	0	0	0	0	0	0	0	0	0	L	0-25	
11/28	at Jaguars										ON INACTIVE LIST													W	21-14			
12/05	Buccaneers	S	8	6	2	0.0	0.0	0	0	0	0	0	0	0	2	0	0	0	0	0	0	0	0	0	0	0	L	17-30
12/12	at Panthers	S	6	5	1	0.0	0.0	0	0	1	0	0	0	0	0	0	0	0	0	0	0	0	0	0	0	0	W	29-21
12/19	at 49ers	S	7	5	2	0.0	0.0	0	0	0	0	0	0	0	0	0	0	0	0	0	0	0	0	0	0	L	13-31	
12/26	Lions	S	10	8	2	0.0	0.0	0	0	0	0	0	0	0	1	0	0	0	0	0	0	0	0	0	0	0	W	20-16
01/02	at Bills	S	8	6	2	0.0	0.0	0	0	0	0	0	0	0	0	0	0	0	0	0	0	0	0	0	0	0	L	15-29
01/09	Saints	S	6	4	2	0.0	0.0	1	0	0	0	0	0	0	0	0	0	0	0	0	0	0	0	0	0	0	L	20-30
2021 TOTALS			16-16	137	87	50	2.0	17.0	8	33	4	0	0	0	0	6	1	0	0	0	0	0	0	0	0	0	7-10	

DEION JONES' 2020 GXG REGULAR-SEASON STATISTICS (FALCONS)

DATE	OPPONENT	P/S	TACKLES							INTERCEPTIONS				FUMBLES			ST		MISC		W/L	SCORE				
			TK	S	A	SK	YDS	TFL	YDS	QBH	NO	YDS	LG	TD	PD	FF	FR	TD	YDS	TK			S	A	FF	FR
09/13	Seahawks	S	9	6	3	0.0	0.0	1	2	0	0	0	0	0	0	0	0	0	0	0	0	0	0	0	L	25-38
09/20	at Cowboys	S	7	2	5	0.5	2.5	0	0	1	0	0	0	0	0	0	0	0	0	0	0	0	0	0	L	39-40
09/27	Bears	S	6	2	4	0.0	0.0	0	0	0	0	0	0	0	0	0	0	0	0	0	0	0	0	0	L	26-30
10/05	at Packers	S	8	6	2	0.0	0.0	1	5	0	0	0	0	0	0	0	0	0	0	0	0	0	0	0	L	16-30
10/11	Panthers	S	7	5	2	0.0	0.0	0	0	0	0	0	0	0	0	0	0	0	0	0	0	0	0	0	L	16-23
10/18	at Vikings	S	4	3	1	0.0	0.0	1	0	1	1	17	17	0	4	0	0	0	0	0	0	0	0	0	W	40-23
10/25	Lions	S	4	3	1	1.0	9.0	2	9	1	0	0	0	0	0	0	0	0	0	0	0	0	0	0	L	22-23
10/29	at Panthers	S	6	5	1	1.0	8.0	2	8	3	0	0	0	0	0	0	0	0	0	0	0	0	0	0	W	25-17
11/08	Broncos	S	6	5	1	0.0	0.0	0	0	0	0	0	0	0	1	0	0	0	0	0	0	0	0	0	W	34-27
11/22	at Saints	S	6	5	1	1.0	11.0	1	11	2	0	0	0	0	0	0	0	0	0	0	0	0	0	0	L	9-24
11/29	Raiders	S	5	3	2	0.0	0.0	0	0	0	1	67	67	1	1	0	0	0	0	0	0	0	0	0	W	43-6
12/06	Saints	S	10	8	2	0.0	0.0	0	0	0	0	0	0	0	0	1	0	0	0	0	0	0	0	0	L	16-21
12/13	at Chargers	S	6	4	2	0.0	0.0	0	0	0	0	0	0	0	0	1	0	0	0	0	0	0	0	0	L	17-20
12/20	Buccaneers	S	10	5	5	1.0	8.0	1	8	2	0	0	0	0	0	0	0	0	0	0	0	0	0	0	L	27-31
12/27	at Chiefs	S	8	8	0	0.0	0.0	0	0	0	0	0	0	0	0	0	0	0	0	0	0	0	0	0	L	14-17
01/03	at Buccaneers	S	4	3	1	0.0	0.0	0	0	0	0	0	0	0	0	0	0	0	0	0	0	0	0	0	L	27-44
2020 TOTALS		16-16	106	73	33	4.5	38.5	9	43	10	2	84	67T	1	6	1	1	0	0	0	0	0	0	0	0	4-12

DEION JONES' 2019 GXG REGULAR-SEASON STATISTICS (FALCONS)

DATE	OPPONENT	P/S	TACKLES							INTERCEPTIONS				FUMBLES			ST		MISC		W/L	SCORE				
			TK	S	A	SK	YDS	TFL	YDS	QBH	NO	YDS	LG	TD	PD	FF	FR	TD	YDS	TK			S	A	FF	FR
09/08	at Vikings	S	4	4	0	0.0	0.0	0	0	0	0	0	0	0	0	0	0	0	0	0	0	0	0	0	L	12-28
09/15	Eagles	S	7	6	1	0.0	0.0	1	2	1	0	0	0	0	0	0	0	0	0	0	0	0	0	0	W	24-20
09/22	at Colts	S	9	7	2	0.0	0.0	2	8	0	0	0	0	0	1	0	0	0	0	0	0	0	0	0	L	24-27
09/29	Titans	S	8	3	5	0.0	0.0	0	0	0	0	0	0	0	0	0	0	0	0	0	0	0	0	0	L	10-24
10/06	at Texans	S	11	6	5	0.0	0.0	0	0	0	0	0	0	0	0	0	0	0	0	0	0	0	0	0	L	32-53
10/13	at Cardinals	S	6	5	1	0.0	0.0	1	2	0	0	0	0	0	0	0	0	0	0	0	0	0	0	0	L	33-34
10/20	Rams	S	11	8	3	0.0	0.0	3	4	0	0	0	0	0	0	0	0	0	0	0	0	0	0	0	L	10-37
10/27	Seahawks	S	4	2	2	0.0	0.0	0	0	0	0	0	0	0	0	0	0	0	0	0	0	0	0	0	L	20-27
11/10	at Saints	S	5	2	3	0.0	0.0	0	0	0	0	0	0	0	0	0	0	0	0	0	0	0	0	0	W	26-9
11/17	at Panthers	S	8	4	4	0.0	0.0	0	0	0	0	0	0	0	0	0	0	0	0	0	0	0	0	0	W	29-3
11/24	Buccaneers	S	9	5	4	0.0	0.0	1	3	1	0	0	0	0	0	0	0	0	0	0	0	0	0	0	L	22-35
11/28	Saints	S	9	7	2	0.0	0.0	0	0	1	0	0	0	0	0	1	0	0	0	0	0	0	0	0	L	18-26
12/08	Panthers	S	4	2	2	0.0	0.0	0	0	0	0	0	0	0	1	0	0	0	0	0	0	0	0	0	W	40-20
12/15	at 49ers	S	9	3	6	0.0	0.0	0	0	1	0	0	0	0	0	0	0	0	0	0	0	0	0	0	W	29-22
12/22	Jaguars	S	3	2	1	0.0	0.0	0	0	0	0	0	0	0	1	0	0	0	0	0	0	0	0	0	W	24-12
12/29	at Buccaneers	S	3	2	1	0.0	0.0	0	0	0	1	27	27	1	1	0	1	0	5	0	0	0	0	0	W	28-22+
2019 TOTALS		16-16	110	68	42	0.0	0.0	8	19	4	1	27	27T	1	5	0	1	0	5	0	0	0	0	0	7-9	

+ - Overtime



YOUNGBODE KOO

Kicker



7

BIRTHDATE

08/03/94

HEIGHT

5'10"

WEIGHT

193 LBS

NFL EXP.

5 YRS

ACQUIRED

FA '19

HOMETOWN

SEOUL, SOUTH KOREA

COLLEGE

GEORGIA SOUTHERN

CAREER

- » In 44 career games, he has made 90-of-100 (90 percent) field goal attempts, including a career-long 54-yard kick.
- » Played in 17 games making 27-of-29 (93.1 percent) field goal attempts with a long of 54 yards in 2021.
- » Made three game-winning field goals (Week 3, 7, and 9) in 2021. Koo was one field goal short to sharing the NFL record for most game-winning field goals in a season (4) with Jason Elam (2007) and Matt Prater (2011).
- » Made 37-of-39 attempts (94.9 percent), including 8-of-8 from at least 50 yards and 33 extra point attempts for a career-high 144 points in 15 games in 2020. Led the NFL in made field goals and tied for the league lead in points scored.
- » Surpassed Matt Bryant (35 in 2016, 2017) for the most made field goals in a single season with 37, and became the first player in franchise history to make at least eight field goals of at least 50 yards without a miss.
- » From Week 4-15 of the 2020 season, made 27 consecutive field goals, the longest such streak in a single season in franchise history and the second-longest streak in franchise history overall.
- » Played in eight games for the Falcons in 2019, converting 23-of-26 field goal attempts, 15 PATs and totaling 84 points. Koo led the NFL with most points from Week 10-17.
- » Went four-for-four (37, 36, 48, 30) on field goals in his debut with the Falcons against the New Orleans Saints in Week 10 of 2019. Named NFC Special Teams Player of the Week for his performance.
- » Made all four field goal attempts, including a 37-yarder, 35-yarder, 29-yarder, and a season-long 50-yarder during Week 14 against the Carolina Panthers in 2019. The Georgia Southern alum also recovered Damontae Kazee's fumble at the Carolina 16-yard line, which set up his 29-yard field goal. Named NFC Special Teams Player of the Week for his performance.

- » Spent time with the New England Patriots practice squad during October of 2019.
- » Signed with the Atlanta Legends of the AAF in January of 2019 where he was 14-for-14 on field goals in eight games.
- » Signed by the Los Angeles Chargers as a free agent following the 2017 NFL Draft; converted three of six field-goal attempts and all nine of his extra-point attempts.

HONORS

- » Pro Bowl Selection (2020)
- » NFC Special Teams Player of the Week (2x - Week 10, 2019; Week 14, 2019)
- » NFC Special Teams Player of the Month (November, 2020)

COLLEGE

- » Became the first kicker in Georgia Southern history to be named a finalist for the Lou Groza Award.
- » In 2016, he became the program's first FBS All-American (Third-Team).
- » During his senior season (2016), he led the team in scoring with 85 points and also ranked second in the country for field goal percentage hitting 19 of 20 tries.
- » At the end of his collegiate career, he set a new school record for career field goal percentage, hitting 31 of 35 (88.6%).
- » Received All-Sun Belt honors.

PERSONAL

- » One of four NFL players born in South Korea.

IN THE COMMUNITY

Giving Back

- » In 2019, his first season with the Falcons, Koo and a small group of teammates hosted a Thanksgiving Dinner for homeless women at the Atlanta Mission.

TRANSACTIONS

- » Signed with the Los Angeles Chargers as an undrafted free agent following the 2017 NFL Draft.
- » Signed with the Atlanta Legends of the AAF on January 14, 2019.

- » Signed to the New England Patriots practice squad on October 4, 2019.
- » Signed by the Atlanta Falcons on October 29, 2019.
- » Signed a five-year contract extension with the Falcons on March 15, 2022.

REGULAR SEASON COMPARISON: KICKING - NEW ORLEANS SAINTS

DATE	OPP	W/L	GP/GS	FGM	FGA	PCT	LONG	XPM	XPA	PTS	1-19	20-29	30-39	40-49	50+	KO	TB	
11/10/19	ATL @ NO	W	P	4	4	100%	48	2	2	14	0-0	0-0	1-1	0-0	0-0	7	3	
11/28/19	ATL vs. NO	L	P	2	3	66.7%	45	0	1	6	0-0	0-0	0-0	1-1	0-0	5	0	
11/22/20	ATL @ NO	L	P	3	3	100%	52	0	0	0	0-0	1-1	0-0	0-0	0-0	4	1	
12/6/20	ATL vs. NO	L	P	3	3	100%	53	1	1	10	0-0	0-0	1-1	0-0	0-0	0	0	
11/7/21	ATL @ NO	W	P	2	2	100%	32	3	3	9	0-0	0-0	1-1	0-0	0-0	5	0	
1/9/22	ATL vs. NO	L	P	2	2	100%	54	2	2	8	0-0	0-0	0-0	1-1	0-0	5	2	
TOTALS			2/4	6/0	16	17	94.1%	54	8	9	47	0-0	1-1	3-3	2-2	0-0	26	6

YOUNGHOE KOO'S NFL REGULAR SEASON KICKING STATISTICS

DATE	TEAM	GP	FGM	FGA	PCT.	LG	XP	XPA	PCT.	BLK	PTS
2021	Falcons	17	27	29	93.1	54	30	30	100.0	0	111
2020	Falcons	15	37	39	94.9	54	33	36	91.7	0	144
2019	Falcons	8	23	26	88.5	50	15	16	93.8	0	84
Went from L.A. Chargers to Atlanta .											
2019	Chargers	0	0	0	0.0	0	0	0	0.0	0	0
2019	TOTAL	8	23	26	88.5	50	15	16	93.8	0	84
2018	Chargers	0	0	0	0.0	0	0	0	0.0	0	0
2017	Chargers	4	3	6	50.0	41	9	9	100.0	1	18
NFL TOTALS		44	90	100	90.0	54	87	91	95.6	1	357

YOUNGHOE KOO'S NFL REGULAR SEASON FIELD-GOAL ACCURACY STATISTICS

DATE	TEAM	1-19	PCT.	20-29	PCT.	30-39	PCT.	40-49	PCT.	50+	PCT.
2021	Falcons	0-0	0.0	8-8	100.0	9-9	100.0	6-7	85.7	4-5	80.0
2020	Falcons	0-0	0.0	10-10	100.0	11-12	91.7	8-9	88.9	8-8	100.0
2019	Falcons	0-0	0.0	6-6	100.0	9-10	90.0	7-9	77.8	1-1	100.0
Went from L.A. Chargers to Atlanta .											
2019	Chargers	0-0	0.0	0-0	0.0	0-0	0.0	0-0	0.0	0-0	0.0
2019	TOTAL	0-0	0.0	6-6	100.0	9-10	90.0	7-9	77.8	1-1	100.0
2018	Chargers	0-0	0.0	0-0	0.0	0-0	0.0	0-0	0.0	0-0	0.0
2017	Chargers	0-0	0.0	2-2	100.0	0-0	0.0	1-4	25.0	0-0	0.0
NFL TOTALS		0-0	0.0	26-26	100.0	29-31	93.5	22-29	75.9	13-14	92.9

YOUNGHOE KOO'S SINGLE-GAME HIGHS: KICKER

Field Goals Made	5 vs. Las Vegas Raiders, Nov 29, 2020 5 at Tampa Bay Buccaneers, Dec 29, 2019 4 at Carolina Panthers, Oct 29, 2020 ...4 more at 4.	PAT Attempts	4 vs. Las Vegas Raiders, Nov 29, 2020 4 vs. Denver Broncos, Nov 08, 2020 ...2 more at 4.
Field Goal Attempts	5 vs. Las Vegas Raiders, Nov 29, 2020 5 at Tampa Bay Buccaneers, Dec 29, 2019 4 at Carolina Panthers, Oct 29, 2020 ...5 more at 4.	Points	19 vs. Las Vegas Raiders, Nov 29, 2020 16 at Minnesota Vikings, Oct 18, 2020 16 at Tampa Bay Buccaneers, Dec 29, 2019 ...1 more at 16.
Longest Field Goals Made	54 vs. New Orleans Saints, Jan 09, 2022 54 vs. Las Vegas Raiders, Nov 29, 2020 ...1 more at 54.	Special Teams Tackles	1 at Carolina Panthers, Dec 12, 2021 1 at Jacksonville Jaguars, Nov 28, 2021 ...2 more at 1.
Longest Field Goals Attempted	50 vs. New England Patriots, Nov 18, 2021 48 vs. Chicago Bears, Sep 27, 2020 45 vs. Carolina Panthers, Oct 31, 2021	Kickoff Average	66.2 vs. Jacksonville Jaguars, Dec 22, 2019 66.2 vs. Tampa Bay Buccaneers, Dec 20, 2020 66.1 vs. Carolina Panthers, Dec 08, 2019 100.0 vs. Las Vegas Raiders, Nov 29, 2020
PATs Made	4 vs. Las Vegas Raiders, Nov 29, 2020 4 vs. Denver Broncos, Nov 08, 2020 ...2 more at 4.	Field Goal Percentage	100.0 at Carolina Panthers, Oct 29, 2020 ...5 more at 100.0.

YOUNGHOE KOO'S 2021 GXG REGULAR-SEASON STATISTICS (FALCONS)

		FIELD GOALS				EXTRA POINTS							
DATE	OPPONENT	FGM	FGA	PCT	LG	XP	XPA	PCT	BLK	PTS	W/L	SCORE	
09/12	Eagles	P	2	2	100.0	27	0	0	0.0	0	6	L	6-32
09/19	at Buccaneers	P	1	1	100.0	36	2	2	100.0	0	5	L	25-48
09/26	at Giants	P	1	1	100.0	40	2	2	100.0	0	5	W	17-14
10/03	Football Team	P	1	1	100.0	25	3	3	100.0	0	6	L	30-34
10/10	Jets	P	2	2	100.0	52	3	3	100.0	0	9	W	27-20
10/24	at Dolphins	P	3	3	100.0	36	3	3	100.0	0	12	W	30-28
10/31	Panthers	P	2	3	66.7	53	1	1	100.0	0	7	L	13-19
11/07	at Saints	P	2	2	100.0	32	3	3	100.0	0	9	W	27-25
11/14	at Cowboys	P	1	1	100.0	35	0	0	0.0	0	3	L	3-43
11/18	Patriots	P	0	1	0.0	0	0	0	0.0	0	0	L	0-25
11/28	at Jaguars	P	0	0	0.0	0	3	3	100.0	0	3	W	21-14
12/05	Buccaneers	P	1	1	100.0	21	2	2	100.0	0	5	L	17-30
12/12	at Panthers	P	3	3	100.0	48	2	2	100.0	0	11	W	29-21
12/19	at 49ers	P	2	2	100.0	48	1	1	100.0	0	7	L	13-31
12/26	Lions	P	2	2	100.0	53	2	2	100.0	0	8	W	20-16
01/02	at Bills	P	2	2	100.0	28	1	1	100.0	0	7	L	15-29
01/09	Saints	P	2	2	100.0	54	2	2	100.0	0	8	L	20-30
2021 TOTALS	17	27	29	93.1	54	30	30	100.0	0	111	7-10		

YOUNGHOE KOO'S 2020 GXG REGULAR-SEASON STATISTICS (FALCONS)

		FIELD GOALS				EXTRA POINTS							
DATE	OPPONENT	FGM	FGA	PCT	LG	XP	XPA	PCT	BLK	PTS	W/L	SCORE	
09/13	Seahawks	P	2	2	100.0	49	1	2	50.0	0	7	L	25-38
09/20	at Cowboys	P	4	4	100.0	42	3	3	100.0	0	15	L	39-40
09/27	Bears	P	2	3	66.7	36	2	3	66.7	0	8	L	26-30
10/05	at Packers					ON INACTIVE LIST						L	16-30
10/11	Panthers	P	3	3	100.0	54	1	1	100.0	0	10	L	16-23
10/18	at Vikings	P	4	4	100.0	50	4	4	100.0	0	16	W	40-23
10/25	Lions	P	0	0	0.0	0	2	2	100.0	0	2	L	22-23
10/29	at Panthers	P	4	4	100.0	37	1	2	50.0	0	13	W	25-17
11/08	Broncos	P	2	2	100.0	52	4	4	100.0	0	10	W	34-27
11/22	at Saints	P	3	3	100.0	52	0	0	0.0	0	9	L	9-24
11/29	Raiders	P	5	5	100.0	54	4	4	100.0	0	19	W	43-6
12/06	Saints	P	3	3	100.0	53	1	1	100.0	0	10	L	16-21
12/13	at Chargers	P	1	1	100.0	45	2	2	100.0	0	5	L	17-20
12/20	Buccaneers	P	2	2	100.0	52	3	3	100.0	0	9	L	27-31
12/27	at Chiefs	P	0	1	0.0	0	2	2	100.0	0	2	L	14-17
01/03	at Buccaneers	P	2	2	100.0	22	3	3	100.0	0	9	L	27-44
2020 TOTALS	15	37	39	94.9	54	33	36	91.7	0	144	4-12		

YOUNGHOE KOO'S 2019 GXG REGULAR-SEASON STATISTICS (CHARGERS/FALCONS)

		FIELD GOALS				EXTRA POINTS							
DATE	OPPONENT	FGM	FGA	PCT	LG	XP	XPA	PCT	BLK	PTS	W/L	SCORE	
09/08	Colts					NOT ON ROSTER					W	30-24+	
09/15	at Lions					NOT ON ROSTER					L	10-13	
09/22	Texans					NOT ON ROSTER					L	20-27	
09/29	at Dolphins					NOT ON ROSTER					W	30-10	
10/06	Broncos					NOT ON ROSTER					L	13-20	
10/13	Steelers					NOT ON ROSTER					L	17-24	
10/20	at Titans					NOT ON ROSTER					L	20-23	
10/27	at Bears					NOT ON ROSTER					W	17-16	
Went from Chargers to Falcons.													
11/10	at Saints	P	4	4	100.0	48	2	2	100.0	0	14	W	26-9
11/17	at Panthers	P	3	4	75.0	38	2	2	100.0	0	11	W	29-3
11/24	Buccaneers	P	3	3	100.0	40	1	1	100.0	0	10	L	22-35
11/28	Saints	P	2	3	66.7	45	0	1	0.0	0	6	L	18-26
12/08	Panthers	P	4	4	100.0	50	4	4	100.0	0	16	W	40-20
12/15	at 49ers	P	1	1	100.0	43	2	2	100.0	0	5	W	29-22
12/22	Jaguars	P	1	2	50.0	23	3	3	100.0	0	6	W	24-12
12/29	at Buccaneers	P	5	5	100.0	45	1	1	100.0	0	16	W	28-22+
2019 TOTALS		8	23	26	88.5	50	15	16	93.8	0	84	9-7	

+ - Overtime



NICK KWIATKOSKI

Inside Linebacker

53

BIRTHDATE

05/26/93

HEIGHT

6'2"

WEIGHT

240 LBS

NFL EXP.

7 YRS

ACQUIRED

FA-'22

HOMETOWN

BETHEL PARK, PA.

COLLEGE

WEST VIRGINIA

CAREER

- Recorded 260 total tackles (187 solo), 17 tackles for loss, 12 passes defended, 10 quarterback hits, 7.0 sacks, six forced fumbles and two interceptions in 77 games (34 starts) for the Bears and Raiders before being signed by the Falcons.
- Notched 14 total tackles (10 solo), one tackle for loss and one forced fumble in eight games for the Raiders in 2021.
- Started all 12 games he appeared in, tallying a career-high 81 total tackles (53 solo), three tackles for loss, 1.0 sack, one interception and one forced fumble for Las Vegas in 2020.
- Set single-season career highs for sacks (3.0) and tackles for loss (eight) in 16 games (eight starts) for Chicago in 2019. Also added 68 total tackles (50 solo), one interception, four passes defended and one forced fumble.
- Appeared in 16 games (one start) for Chicago in 2016, registering 10 total tackles (eight solo), one quarterback hit and one forced fumble on defense.
- Finished with 45 total tackles (34 solo), 2.0 sacks, three quarterback hits and one forced fumble in 2017.
- Totaled 42 tackles (32 solo), 1.0 sack, two passes defended, three tackles for loss and one forced fumble in

14 games (seven starts) as a rookie in 2016.

COLLEGE

- Played four seasons (2012-15) at the University of West Virginia.
- Finished with 303 tackles, 28 tackles for loss, 2.0 sacks, six interceptions, three passes defended and three forced fumbles in 48 games (37 starts) for the Mountaineers.
- Earned All-Big 12 honors in 2015 after posting 86 tackles, 10 tackles for loss, three interceptions and one forced fumble in 13 starts.
- Led the team in tackles (103) and tackles for loss (11.5) as a junior in 2014.

PERSONAL

- Attended Bethel Park (Pa.) High School.
- Led the team to the second round of the WPAL playoffs and a top-10 ranking in the state as a senior.
- Played wide receiver and safety.
- Selected to play in the Chesapeake Bowl.

TRANSACTIONS

- Originally selected by the Chicago Bears in the fourth round (113th overall) of the 2016 NFL Draft.
- Signed by the Las Vegas Raiders as an unrestricted free agent on March 18, 2020.
- Released by the Raiders on March 16, 2022.
- Signed by the Atlanta Falcons on May 16, 2022.
- Released by the Falcons on Aug. 30, 2022.
- Signed by Atlanta on Sept. 1, 2022.

NICK KWIATKOSKI'S NFL REGULAR SEASON DEFENSIVE STATISTICS

DATE	TEAM	GP	GS	TK	TACKLES										INTERCEPTIONS						FUMBLES						ST				MISC			
					S	A	TFL	YDS	SK	YDS	QBH	NO	YDS	LG	TD	PD	FF	FR	TD	YDS	TK	S	A	FF	FR	S	A							
2021	Raiders	8	0	14	10	4	1	1	0.0	0.0	0	0	0	0	0	0	0	0	0	0	0	0	0	0	7	3	4	1	0	0	0	0		
2020	Raiders	12	12	81	53	28	3	11	1.0	6.0	2	1	9	9	0	4	1	0	0	0	0	0	0	0	0	0	0	0	0	0	0	0		
2019	Bears	16	8	68	50	18	8	41	3.0	24.0	3	1	4	4	0	4	1	0	0	0	0	0	0	0	8	6	2	0	0	0	0	0		
2018	Bears	16	1	10	8	2	0	0	0.0	0.0	1	0	0	0	0	0	0	0	0	0	0	0	0	0	5	4	1	1	0	0	0	0		
2017	Bears	11	6	45	34	11	2	19	2.0	16.0	3	0	0	0	0	2	1	0	0	0	0	0	0	0	4	3	1	0	0	0	0	0	0	
2016	Bears	14	7	42	32	10	3	3	1.0	0.0	1	0	0	0	0	2	0	0	0	0	0	0	0	0	2	2	0	1	0	0	0	0		
NFL TOTALS		77	34	260	187	73	17	75	7.0	46.0	10	2	13	9	0	12	3	0	0	0	0	0	0	0	26	18	8	3	0	0	0	0		

NICK KWIATKOSKI'S NFL POSTSEASON DEFENSIVE STATISTICS

DATE	TEAM	GP	GS	TACKLES							INTERCEPTIONS					FUMBLES					ST				MISC				
				TK	S	A	TFL	YDS	SK	YDS	QBH	NO	YDS	LG	TD	PD	FF	FR	TD	YDS	TK	S	A	FF	FR	S	A		
2021	Raiders	0	0	0	0	0	0	0	0	0.0	0.0	0	0	0	0	0	0	0	0	0	0	0	0	0	0	0	0	0	
2018	Bears	1	0	0	0	0	0	0	0	0.0	0.0	0	0	0	0	0	0	0	0	0	0	0	0	1	1	0	0	0	0
NFL TOTALS		1	0	0	0	0	0	0	0	0.0	0.0	0	0	0	0	0	0	0	0	0	0	0	0	1	1	0	0	0	0

NICK KWIATKOSKI'S SINGLE-GAME HIGHS: DEFENSIVE

- | | | |
|---|--|--|
| <p>Total Tackles 13 at Los Angeles Chargers, Nov 08, 2020
10 vs. Los Angeles Chargers, Dec 17, 2020
10 vs. Kansas City Chiefs, Dec 22, 2019
...1 more at 10.</p> <p>Solo Tackles 10 at Los Angeles Chargers, Nov 08, 2020
9 vs. San Francisco 49ers, Dec 04, 2016
8 vs. Dallas Cowboys, Dec 05, 2019
...3 more at 8.</p> <p>Sacks 1.0 at Atlanta Falcons, Nov 29, 2020
1.0 at Green Bay Packers, Dec 15, 2019
...5 more at 1.0.</p> <p>Passes Defensed 2 vs. Denver Broncos, Nov 15, 2020
2 at Kansas City Chiefs, Oct 11, 2020
...2 more at 2.</p> <p>Forced Fumbles 1 at Cleveland Browns, Nov 01, 2020
1 vs. Minnesota Vikings, Sep 29, 2019
...1 more at 1.</p> <p>Tackles For Loss 2 at Atlanta Falcons, Nov 29, 2020
2 at Minnesota Vikings, Dec 29, 2019
...2 more at 2.</p> | <p>Interceptions 1 vs. Denver Broncos, Nov 15, 2020
1 vs. Detroit Lions, Nov 10, 2019</p> <p>Interception Return Yards 9 vs. Denver Broncos, Nov 15, 2020
4 vs. Detroit Lions, Nov 10, 2019</p> <p>Safeties 1 at Minnesota Vikings, Dec 29, 2019</p> <p>Special Teams Tackles 2 vs. Chicago Bears, Oct 10, 2021
2 vs. Baltimore Ravens, Sep 13, 2021
...4 more at 2.</p> <p>Special Teams Forced Fumbles 1 vs. Philadelphia Eagles, Oct 24, 2021
1 vs. New England Patriots, Oct 21, 2018
...1 more at 1.</p> | |
|---|--|--|

NICK KWIATKOSKI'S SINGLE-GAME HIGHS - POSTSEASON: DEFENSIVE

Special Teams Tackles 1 vs. Philadelphia Eagles, Jan 06, 2019

NICK KWIATKOSKI'S 2021 GXG REGULAR-SEASON STATISTICS (RAIDERS)

DATE	OPPONENT	P/S	TACKLES							INTERCEPTIONS					FUMBLES					ST				W/L	SCORE				
			TK	S	A	SK	YDS	TFL	YDS	QBH	NO	YDS	LG	TD	PD	FF	FR	TD	YDS	TK	S	A	FF			FR	S	A	
09/13	Raiders	P	3	3	0	0.0	0.0	1	1	0	0	0	0	0	0	0	0	0	0	0	0	0	0	0	0	0	W	33-27+	
09/19	at Steelers		ON INACTIVE LIST																								W	26-17	
09/26	Dolphins	P	1	1	0	0.0	0.0	0	0	0	0	0	0	0	0	0	0	0	0	0	0	0	0	0	0	0	W	31-28+	
10/04	at Chargers	P	2	1	1	0.0	0.0	0	0	0	0	0	0	0	0	0	0	0	0	0	0	0	0	0	0	0	L	14-28	
10/10	Bears	P	5	4	1	0.0	0.0	0	0	0	0	0	0	0	0	0	0	0	0	0	0	0	2	1	1	0	0	L	9-20
10/17	at Broncos	P	1	0	1	0.0	0.0	0	0	0	0	0	0	0	0	0	0	0	0	0	0	0	0	0	0	0	W	34-24	
10/24	Eagles	P	2	1	1	0.0	0.0	0	0	0	0	0	0	0	0	0	0	0	0	0	0	0	1	1	0	0	W	33-22	
11/07	at Giants	P	0	0	0	0.0	0.0	0	0	0	0	0	0	0	0	0	0	0	0	0	0	0	1	1	0	0	L	16-23	
11/14	Chiefs		ON INACTIVE LIST																								L	14-41	
11/21	Bengals		ON INACTIVE LIST																								L	13-32	
11/25	at Cowboys		INACTIVE																								W	36-33+	
12/05	Football Team	P	0	0	0	0.0	0.0	0	0	0	0	0	0	0	0	0	0	0	0	0	0	0	0	0	0	0	L	15-17	
12/12	at Chiefs		INJURED RESERVE																								L	9-48	
12/20	at Browns		INJURED RESERVE																								W	16-14	
12/26	Broncos		INJURED RESERVE																								W	17-13	
01/02	at Colts		INJURED RESERVE																								W	23-20	
01/09	Chargers		INJURED RESERVE																								W	35-32+	
2021 TOTALS		8-0	14	10	4	0.0	0.0	1	1	0	0	0	0	0	0	0	0	0	0	0	0	0	7	3	4	1	0	0	10-7

+ - Overtime

NICK KWIATKOSKI'S 2020 GXG REGULAR-SEASON STATISTICS (RAIDERS)

DATE	OPPONENT	P/S	TACKLES							INTERCEPTIONS				FUMBLES			ST			MISC		W/L	SCORE				
			TK	S	A	SK	YDS	TFL	YDS	QBH	NO	YDS	LG	TD	PD	FF	FR	TD	YDS	TK	S			A	FF	FR	S
09/13	at Panthers	S	6	4	2	0	0	0	0	0	0	0	0	0	0	0	0	0	0	0	0	0	0	0	0	W	34-30
09/21	Saints		INACTIVE																							W	34-24
09/27	at Patriots		INACTIVE																							L	20-36
10/04	Bills	S	3	2	1	0	0	0	1	2	0	0	0	0	0	0	0	0	0	0	0	0	0	0	0	L	23-30
10/11	at Chiefs	S	2	2	0	0	0	0	0	0	0	0	0	2	0	0	0	0	0	0	0	0	0	0	0	W	40-32
10/25	Buccaneers	S	7	3	4	0	0	0	0	0	0	0	0	0	0	0	0	0	0	0	0	0	0	0	0	L	20-45
11/01	at Browns	S	5	4	1	0	0	0	0	0	0	0	0	0	1	0	0	0	0	0	0	0	0	0	0	W	16-6
11/08	at Chargers	S	13	10	3	0	0	0	0	0	0	0	0	0	0	0	0	0	0	0	0	0	0	0	0	W	31-26
11/15	Broncos	S	8	6	2	0	0	0	0	0	0	1	9	9	2	0	0	0	0	0	0	0	0	0	0	W	37-12
11/22	Chiefs	S	9	6	3	0	0	0	0	0	1	0	0	0	0	0	0	0	0	0	0	0	0	0	0	L	31-35
11/29	at Falcons	S	6	4	2	1	0	6	0	2	9	1	0	0	0	0	0	0	0	0	0	0	0	0	0	L	6-43
12/06	at Jets	S	7	5	2	0	0	0	0	0	0	0	0	0	0	0	0	0	0	0	0	0	0	0	0	W	31-28
12/13	Colts	S	5	2	3	0	0	0	0	0	0	0	0	0	0	0	0	0	0	0	0	0	0	0	0	L	27-44
12/17	Chargers	S	10	5	5	0	0	0	0	0	0	0	0	0	0	0	0	0	0	0	0	0	0	0	0	L	27-30+
12/26	Dolphins		RESERVE/COVID-19																							L	25-26
01/03	at Broncos		RESERVE/COVID-19																							W	32-31
2020 TOTALS		12-12	81	53	28	1.0	6.0	3	11	2	1	9	9	0	4	1	0	0	0	0	0	0	0	0	0	8-8	


+- Overtime

NICK KWIATKOSKI'S 2019 GXG REGULAR-SEASON STATISTICS (BEARS)

DATE	OPPONENT	P/S	TACKLES							INTERCEPTIONS				FUMBLES			ST			MISC		W/L	SCORE					
			TK	S	A	SK	YDS	TFL	YDS	QBH	NO	YDS	LG	TD	PD	FF	FR	TD	YDS	TK	S			A	FF	FR	S	A
09/05	Packers	P	0	0	0	0	0	0	0	0	0	0	0	0	0	0	0	0	0	0	0	0	0	0	0	L	3-10	
09/15	at Broncos	P	0	0	0	0	0	0	0	0	0	0	0	0	0	0	0	0	0	0	0	0	0	0	0	W	16-14	
09/23	at Redskins	P	1	0	1	0	0	0	0	0	0	0	0	0	0	0	0	0	0	0	0	0	2	2	0	0	W	31-15
09/29	Vikings	S	9	8	1	1	0	11	0	2	20	1	0	0	0	0	0	1	0	0	0	1	1	0	0	W	16-6	
10/06	at Raiders	P	0	0	0	0	0	0	0	0	0	0	0	0	0	0	0	0	0	0	0	1	1	0	0	L	21-24	
10/20	Saints	P	0	0	0	0	0	0	0	0	0	0	0	0	0	0	0	0	0	0	0	0	0	0	0	L	25-36	
10/27	Chargers	P	0	0	0	0	0	0	0	0	0	0	0	0	0	0	0	0	0	0	0	0	0	0	0	L	16-17	
11/03	at Eagles	P	0	0	0	0	0	0	0	0	0	0	0	0	0	0	0	0	0	0	0	1	0	1	0	L	14-22	
11/10	Lions	P	9	8	1	1	0	2	0	1	2	1	1	4	4	1	0	0	0	0	0	1	1	0	0	W	20-13	
11/17	at Rams	S	4	3	1	0	0	0	0	0	0	0	0	0	0	0	0	0	0	0	0	0	0	0	0	L	7-17	
11/24	Giants	S	5	4	1	0	0	0	1	3	0	0	0	0	0	0	0	0	0	0	0	0	0	0	0	W	19-14	
11/28	at Lions	S	7	5	2	0	0	0	1	2	0	0	0	0	1	0	0	0	0	0	0	1	1	0	0	W	24-20	
12/05	Cowboys	S	10	8	2	0	0	0	0	0	0	0	0	0	0	0	0	0	0	0	0	0	0	0	0	W	31-24	
12/15	at Packers	S	5	3	2	1	0	11	0	1	1	1	0	0	0	0	0	0	0	0	0	1	0	1	0	L	13-21	
12/22	Chiefs	S	10	5	5	0	0	0	0	0	0	0	0	0	0	0	0	0	0	0	0	0	0	0	0	L	3-26	
12/29	at Vikings	S	8	6	2	0	0	0	2	3	0	0	0	0	0	0	0	0	0	0	0	0	0	0	0	W	21-19	
2019 TOTALS		16-8	68	50	18	3.0	24.0	8	41	3	1	4	4	0	4	1	0	0	0	0	8	6	2	0	0	8-8		

NICK KWIATKOSKI'S 2021 GXG POSTSEASON STATISTICS (RAIDERS)

DATE	OPPONENT	P/S	TACKLES							INTERCEPTIONS				FUMBLES			ST			MISC		W/L	SCORE				
			TK	S	A	SK	YDS	TFL	YDS	QBH	NO	YDS	LG	TD	PD	FF	FR	TD	YDS	TK	S			A	FF	FR	S
01/15	at Bengals		INJURED RESERVE																							L	19-26
2021 TOTALS			0	0	0	0	0	0	0	0	0	0	0	0	0	0	0	0	0	0	0	0	0	0	0	0	0-1



CHRIS LINDSTROM

Guard

63

BIRTHDATE

02/28/97

HEIGHT

6'4"

WEIGHT

299 LBS

NFL EXP.

4 YRS

ACQUIRED

D1a '19

HOMETOWN

DUDLEY, MASS.

COLLEGE

BOSTON COLLEGE

CAREER

- » Has started all 38 games he has appeared in since entering the NFL in 2019.
- » Started all 17 games and, per Pro Football Focus, was the only guard to not allow a sack in 2021.
- » Started all 16 games at right guard in 2020.
- » Saw action in five games, making five starts during the 2019 season.

- » Named All-ACC second-team honors after junior campaign, leading his team in career starts (36) and career games played (38). Helped lead a productive offensive line unit that ranked second in the ACC and tied for 13th nationally with just 13 sacks allowed.

PERSONAL

- » Member of the Shepherd Hill High School's offensive line that allowed the Rams to run for over 3,000 yards in junior and senior campaigns.
- » Named to the 2014 Massachusetts Football Coaches All-State team, a two-time ESPN Boston All-State selection, earned ESPN Boston's Lineman of the Year award as a senior.
- » Parents are Chris and Dawn Lindstrom, the second oldest of six children.
- » His father, Chris, was a hall of fame lineman at Boston University and spent three seasons in the NFL, and his uncle, Eric, played defensive end at The Heights (1984-88).

COLLEGE

- » During his four-year career at Boston College saw action in 50 games, earning All-ACC honors twice and was named an All-American by the AFCA (second team), The Athletic (second team) and the Associated Press (third team).
- » In 2018, saw action in 12 games, not allowing a single sack and only three hurries, earning All-ACC first-team honors.

IN THE COMMUNITY

Giving Back

- » Last fall, Lindstrom and a small group of teammates packed food for families in need at the Atlanta Community Food Bank.
- » During Halloween, the rookie offensive lineman dressed up in a Halloween costume and surprised patients with room-to-room visits at Children's Healthcare of Atlanta - Egleston.
- » Also in 2019, Lindstrom participated in a ping pong tournament with military and local high school football players in a Pros vs. Joes event in Flowery Branch, Ga.
- » At Thanksgiving, Lindstrom participated in Falcons Feast where the Falcons offensive and defensive lines personally funded turkeys to be distributed to more than 800 families in need in the City of Atlanta.

TRANSACTIONS

- » Selected by the Atlanta Falcons in the first round (14th overall) of the 2019 NFL Draft.

CHRIS LINDSTROM'S NFL REGULAR SEASON STATISTICS

DATE	TEAM	GP	GS
2021	Falcons	17	17
2020	Falcons	16	16
2019	Falcons	5	5
NFL TOTALS		38	38

CHRIS LINDSTROM'S 2021 GXG REGULAR-SEASON STATISTICS (FALCONS)

DATE	OPPONENT	P/S	W/L	SCORE
09/12	Eagles	S	L	6-32
09/19	at Buccaneers	S	L	25-48
09/26	at Giants	S	W	17-14
10/03	Football Team	S	L	30-34
10/10	Jets	S	W	27-20
10/24	at Dolphins	S	W	30-28
10/31	Panthers	S	L	13-19
11/07	at Saints	S	W	27-25
11/14	at Cowboys	S	L	3-43
11/18	Patriots	S	L	0-25
11/28	at Jaguars	S	W	21-14
12/05	Buccaneers	S	L	17-30
12/12	at Panthers	S	W	29-21
12/19	at 49ers	S	L	13-31
12/26	Lions	S	W	20-16
01/02	at Bills	S	L	15-29
01/09	Saints	S	L	20-30
2021 TOTALS		17-17		7-10

CHRIS LINDSTROM'S 2020 GXG REGULAR-SEASON STATISTICS (FALCONS)

DATE	OPPONENT	P/S	W/L	SCORE
09/13	Seahawks	S	L	25-38
09/20	at Cowboys	S	L	39-40
09/27	Bears	S	L	26-30
10/05	at Packers	S	L	16-30
10/11	Panthers	S	L	16-23
10/18	at Vikings	S	W	40-23
10/25	Lions	S	L	22-23
10/29	at Panthers	S	W	25-17
11/08	Broncos	S	W	34-27
11/22	at Saints	S	L	9-24
11/29	Raiders	S	W	43-6
12/06	Saints	S	L	16-21
12/13	at Chargers	S	L	17-20
12/20	Buccaneers	S	L	27-31
12/27	at Chiefs	S	L	14-17
01/03	at Buccaneers	S	L	27-44
2020 TOTALS		16-16		4-12

CHRIS LINDSTROM'S 2019 GXG REGULAR-SEASON STATISTICS (FALCONS)

DATE	OPPONENT	P/S	W/L	SCORE
09/08	at Vikings	S	L	12-28
09/15	Eagles		W	24-20
09/22	at Colts		L	24-27
09/29	Titans		L	10-24
10/06	at Texans		L	32-53
10/13	at Cardinals		L	33-34
10/20	Rams		L	10-37
10/27	Seahawks		L	20-27
11/10	at Saints		W	26-9
11/17	at Panthers		W	29-3
11/24	Buccaneers		L	22-35
11/28	Saints		L	18-26
12/08	Panthers	S	W	40-20
12/15	at 49ers	S	W	29-22
12/22	Jaguars	S	W	24-12
12/29	at Buccaneers	S	W	28-22+
2019 TOTALS		5-5		7-9

+ - Overtime



MARCUS MARIOTA

Quarterback

BIRTHDATE

10/30/93

HEIGHT

6'4"

WEIGHT

223 LBS

NFL EXP.

7 YRS

ACQUIRED

UFA-'22 (LV)

HOMETOWN

HONOLULU, HAWAII

COLLEGE

OREGON

CAREER

- » Has completed 1,128-of-1,795 attempts (62.8 percent) for 13,437 yards, 77 touchdowns and 45 interceptions for an 89.5 passer rating in 74 games (61 starts) for the Titans and Raiders.
- » Has also rushed for 1,574 yards on 264 attempts (6.0 avg.) and 13 touchdowns.
- » Served as a reserve quarterback for the Raiders from 2020-21.
- » Started 61-of-63 games over five seasons with Tennessee, completing 1,110-of-1,765 attempts (62.9 percent) for 13,207 yards, 76 touchdowns and 44 interceptions for an 89.6 passer rating from 2015-18.
- » On the Titans' all-time passing lists, ranks first in completion percentage (62.9) and passer rating (89.6), while ranking fifth in completions (1,110), yards (13,207) and touchdowns (76).
- » Passed for a career-high 3,426 yards and 26 touchdowns in 2016 for a 95.6 passer rating.
- » Has appeared in six postseason games (two starts) and has passed for 463 yards on 42-of-69 attempts (60.9 percent) for a 94.1 passer rating and rushed 13 times for 88 yards (6.8 avg.).

- » Played three seasons (2012-14) at the University of Oregon where he won the Heisman Trophy in 2014.
- » Broke nearly every major passing record for the Ducks, recording 10,796 passing yards and 105 touchdowns.
- » Became the first quarterback to be named a three-time All-Pac 12 selection.
- » Started every game over his three-year career and finished with a 36-5 record.
- » Tallied at least one touchdown pass in every game and is one of four players in FBS history with at least 10,000 passing yards and 2,000 rushing yards.
- » Set program records for completions (779), total offense (13,033 yards), rushing yards by a quarterback (2,237), completion percentage (66.8), total touchdowns (136) and total points accounted for (816).
- » Became Oregon's second unanimous first-team All-American in program history.
- » Honored as the Player of the Year by the Associated Press and the Walter Camp Football Foundation, the Maxwell Award, the Davey O'Brien National Quarterback Award and the Johnny Unitas Golden Arm Award

HONORS

- » AFC Offensive Player of the Month (November, 2016).
- » 4x AFC Offensive Player of the Week (Week 1, 2015; Week 9, 2015; Week 10, 2016; Week 4, 2018).
- » Offensive Rookie of the Month (September, 2015).

PERSONAL

- » Attended Saint Louis High School in Honolulu, Hawaii.
- » As a senior in 2010, he threw for 2,597 yards on 165-of-255 passing (64.7 percent) and 32 touchdowns.
- » Guided the Crusaders to an 11-1 record and a state championship.
- » Named PrepStar Magazine All-West Region, Interscholastic League of Honolulu Offensive Player of the Year and first-team All-ILH
- » Earned a degree in general science from Oregon.

COLLEGE

TRANSACTIONS

- » Selected by the Tennessee Titans in the first round (second overall) of the 2015 NFL Draft.
- » Signed by the Las Vegas Raiders as an unrestricted free agent on March 18, 2020.
- » Signed by the Atlanta Falcons as an unrestricted free agent on XX, 2022.

REGULAR SEASON COMPARISON: PASSING - NEW ORLEANS SAINTS

DATE	OPP	W/L	GP/GS	C	ATT	YDS.	AVG.	TD	LG	INT	SK	SKYD	RTG
11/8/15	TEN @ NO	W	S	28	39	371	9.5	4	61	0	0	0	135.7
TOTALS		1/0	1/1	28	39	371	9.5	4	61	0	0	0	--

MARCUS MARIOTA'S NFL REGULAR SEASON PASSING STATISTICS

DATE	TEAM	GP	GS	ATT.	CMP.	PCT.	YDS	AVG.	TD	INT.	LG	SK	LST	RATE
2021	Raiders	10	0	2	1	50.0	4	2.0	0	0	4	0	0	56.3
2020	Raiders	1	0	28	17	60.7	226	8.1	1	1	35t	0	0	83.3
2019	Titans	7	6	160	95	59.4	1,203	7.5	7	2	75t	25	162	92.3
2018	Titans	14	13	331	228	68.9	2,528	7.6	11	8	61t	42	243	92.3
2017	Titans	15	15	453	281	62.0	3,232	7.1	13	15	75t	27	173	79.3
2016	Titans	15	15	451	276	61.2	3,426	7.6	26	9	60	23	156	95.6
2015	Titans	12	12	370	230	62.2	2,818	7.6	19	10	61t	38	258	91.5
TOTALS		74	61	1,795	1,128	62.8	13,437	7.5	77	45	75T	155	992	89.5

MARCUS MARIOTA'S NFL POSTSEASON PASSING STATISTICS

DATE	TEAM	GP	GS	ATT.	CMP.	PCT.	YDS	AVG.	TD	INT.	LG	SK	LST	RATE
2021	Raiders	1	0	0	0	0.0	0	0.0	0	0	0	0	0	0.0
2019	Titans	3	0	1	1	100.0	4	4.0	0	0	4	0	0	83.3
2017	Titans	2	2	68	41	60.3	459	6.8	4	1	36	10	62	93.9
TOTALS		6	2	69	42	60.9	463	6.7	4	1	36	10	62	94.1

MARCUS MARIOTA'S NFL REGULAR SEASON RUSHING STATISTICS

DATE	TEAM	NO.	YDS.	AVG.	LG	TD
2021	Raiders	13	87	6.7	31	1
2020	Raiders	9	88	9.8	26	1
2019	Titans	24	129	5.4	15	0
2018	Titans	64	357	5.6	27	2
2017	Titans	60	312	5.2	34t	5
2016	Titans	60	349	5.8	41	2
2015	Titans	34	252	7.4	87t	2
TOTALS		264	1,574	6.0	87T	13

MARCUS MARIOTA'S NFL POSTSEASON RUSHING STATISTICS

DATE	TEAM	NO.	YDS.	AVG.	LG	TD
2021	Raiders	0	0	0.0	0	0
2019	Titans	1	5	5.0	5	0
2017	Titans	12	83	6.9	17	0
TOTALS		13	88	6.8	17	0

MARCUS MARIOTA'S NFL REGULAR SEASON PASSING/RUSHING STATISTICS

DATE	TEAM	GP	GS	PASSING											RUSHING				
				ATT.	CMP.	PCT.	YDS	AVG.	TD	INT.	LG	SK	LST	RATE	NO.	YDS.	AVG.	LG	TD
2021	Raiders	10	0	2	1	50.0	4	2.0	0	0	4	0	0	56.3	13	87	6.7	31	1
2020	Raiders	1	0	28	17	60.7	226	8.1	1	1	35t	0	0	83.3	9	88	9.8	26	1
2019	Titans	7	6	160	95	59.4	1,203	7.5	7	2	75t	25	162	92.3	24	129	5.4	15	0
2018	Titans	14	13	331	228	68.9	2,528	7.6	11	8	61t	42	243	92.3	64	357	5.6	27	2
2017	Titans	15	15	453	281	62.0	3,232	7.1	13	15	75t	27	173	79.3	60	312	5.2	34t	5
2016	Titans	15	15	451	276	61.2	3,426	7.6	26	9	60	23	156	95.6	60	349	5.8	41	2
2015	Titans	12	12	370	230	62.2	2,818	7.6	19	10	61t	38	258	91.5	34	252	7.4	87t	2
TOTALS		74	61	1,795	1,128	62.8	13,437	7.5	77	45	75T	155	992	89.5	264	1,574	6.0	87T	13

MARCUS MARIOTA'S NFL POSTSEASON PASSING/RUSHING STATISTICS

DATE	TEAM	GP	GS	PASSING											RUSHING				
				ATT.	CMP.	PCT.	YDS	AVG.	TD	INT.	LG	SK	LST	RATE	NO.	YDS.	AVG.	LG	TD
2021	Raiders	1	0	0	0	0.0	0	0.0	0	0	0	0	0	0.0	0	0	0.0	0	0
2019	Titans	3	0	1	1	100.0	4	4.0	0	0	4	0	0	83.3	1	5	5.0	5	0
2017	Titans	2	2	68	41	60.3	459	6.8	4	1	36	10	62	93.9	12	83	6.9	17	0
TOTALS		6	2	69	42	60.9	463	6.7	4	1	36	10	62	94.1	13	88	6.8	17	0

MARCUS MARIOTA'S SINGLE-GAME HIGHS: QUARTERBACK

Pass Attempts	44 vs. Cincinnati Bengals, Nov 12, 2017 44 vs. Indianapolis Colts, Sep 27, 2015 43 vs. Philadelphia Eagles, Sep 30, 2018 ...1 more at 43.	Passer Rating	158.3 at Tampa Bay Buccaneers, Sep 13, 2015 149.8 vs. Green Bay Packers, Nov 13, 2016 148.1 vs. Jacksonville Jaguars, Oct 27, 2016 10 at Dallas Cowboys, Nov 05, 2018 10 vs. Philadelphia Eagles, Sep 30, 2018 ...1 more at 10.
Pass Completions	30 vs. Philadelphia Eagles, Sep 30, 2018 28 at New Orleans Saints, Nov 08, 2015 27 at San Diego Chargers, Nov 06, 2016 ...1 more at 27.	Rush Attempts	112 vs. Jacksonville Jaguars, Dec 06, 2015 88 vs. Los Angeles Chargers, Dec 17, 2020 64 vs. Cleveland Browns, Oct 16, 2016
Yards Passing	371 at New Orleans Saints, Nov 08, 2015 367 vs. Indianapolis Colts, Sep 27, 2015 344 vs. Philadelphia Eagles, Sep 30, 2018	Rushing Yards	12.4 vs. Jacksonville Jaguars, Dec 06, 2015 9.8 vs. Los Angeles Chargers, Dec 17, 2020 9.1 vs. Cleveland Browns, Oct 16, 2016
TD Passes	4 vs. Green Bay Packers, Nov 13, 2016 4 at New Orleans Saints, Nov 08, 2015 ...1 more at 4.	Rushing Average	87t vs. Jacksonville Jaguars, Dec 06, 2015 41 vs. Cleveland Browns, Oct 16, 2016 34t at Houston Texans, Oct 01, 2017
Long Passes	75t at Cleveland Browns, Sep 08, 2019 65t at Pittsburgh Steelers, Nov 16, 2017 66t vs. Jacksonville Jaguars, Dec 31, 2017	Longest Runs	2 at Houston Texans, Oct 01, 2017 1 at Dallas Cowboys, Nov 25, 2021 1 vs. Los Angeles Chargers, Dec 17, 2020 ...9 more at 1.
Completion Percentage	95.7 at Houston Texans, Nov 26, 2018 86.7 at Tampa Bay Buccaneers, Sep 13, 2015 81.8 vs. Jacksonville Jaguars, Oct 27, 2016	Rushing TDs	

MARCUS MARIOTA'S SINGLE-GAME HIGHS - POSTSEASON: QUARTERBACK

Pass Attempts	37 at New England Patriots, Jan 13, 2018 31 at Kansas City Chiefs, Jan 06, 2018 1 at New England Patriots, Jan 04, 2020	Passer Rating	98.3 at New England Patriots, Jan 13, 2018 88.8 at Kansas City Chiefs, Jan 06, 2018
Pass Completions	22 at New England Patriots, Jan 13, 2018 19 at Kansas City Chiefs, Jan 06, 2018 1 at New England Patriots, Jan 04, 2020	Rush Attempts	8 at Kansas City Chiefs, Jan 06, 2018 4 at New England Patriots, Jan 13, 2018 1 at Kansas City Chiefs, Jan 19, 2020
Yards Passing	254 at New England Patriots, Jan 13, 2018 205 at Kansas City Chiefs, Jan 06, 2018 4 at New England Patriots, Jan 04, 2020	Rushing Yards	46 at Kansas City Chiefs, Jan 06, 2018 37 at New England Patriots, Jan 13, 2018 5 at Kansas City Chiefs, Jan 19, 2020
TD Passes	2 at New England Patriots, Jan 13, 2018 2 at Kansas City Chiefs, Jan 06, 2018	Rushing Average	5.8 at Kansas City Chiefs, Jan 06, 2018
Long Passes	36 at New England Patriots, Jan 13, 2018 29 at Kansas City Chiefs, Jan 06, 2018 22 at New England Patriots, Jan 13, 2018 ...4 more at 22.	Longest Runs	17 at Kansas City Chiefs, Jan 06, 2018 12 at Kansas City Chiefs, Jan 06, 2018 11 at New England Patriots, Jan 13, 2018 ...2 more at 11.
Completion Percentage	61.3 at Kansas City Chiefs, Jan 06, 2018 59.5 at New England Patriots, Jan 13, 2018		

MARCUS MARIOTA'S 300-YARD PASSING GAMES (8): REGULAR SEASON

DATE	TEAM	NO.	YDS.	AVG.	LG	TD
09/27/15	COLTS	27	367	13.6	35	2
11/08/15	at Saints	28	371	13.3	61t	4
11/06/16	at Chargers	27	313	11.6	48	3
10/16/17	COLTS	23	306	13.3	53t	1
11/16/17	at Steelers	22	306	13.9	75t	1
09/30/18	EAGLES	30	344	11.5	51	2
11/26/18	at Texans	22	303	13.8	61t	2
09/19/19	at Jaguars	23	304	13.2	47	0

MARCUS MARIOTA'S 2021 GXG REGULAR-SEASON STATISTICS (RAIDERS)

DATE	OPPONENT	P/S	PASSING											RUSHING				W/L	SCORE
			ATT	CMP	YDS	PCT	Y/A	Y/C	TD	INT	LG	SK/YD	RATE	ATT	YDS	LG	TD		
09/13	Ravens	P	0	0	0	0.0	0.0	0.0	0	0	0	0/0	0.0	1	31	31	0	W	33-27+
09/19	at Steelers		INJURED RESERVE														W	26-17	
09/26	Dolphins		INJURED RESERVE														W	31-28+	
10/04	at Chargers		INJURED RESERVE														L	14-28	
10/10	Bears		INJURED RESERVE														L	9-20	
10/17	at Broncos		DID NOT PLAY (NON-INJURY)														W	34-24	
10/24	Eagles	P	0	0	0	0.0	0.0	0.0	0	0	0	0/0	0.0	1	4	4	0	W	33-22
11/07	at Giants	P	0	0	0	0.0	0.0	0.0	0	0	0	0/0	0.0	1	6	6	0	L	16-23
11/14	Chiefs	P	0	0	0	0.0	0.0	0.0	0	0	0	0/0	0.0	0	0	0	0	L	14-41
11/21	Bengals		DID NOT PLAY (NON-INJURY)														L	13-32	
11/25	at Cowboys	P	0	0	0	0.0	0.0	0.0	0	0	0	0/0	0.0	2	4	3t	1	W	36-33+
12/05	Football Team	P	0	0	0	0.0	0.0	0.0	0	0	0	0/0	0.0	0	0	0	0	L	15-17
12/12	at Chiefs	P	0	0	0	0.0	0.0	0.0	0	0	0	0/0	0.0	0	0	0	0	L	9-48
12/20	at Browns	P	0	0	0	0.0	0.0	0.0	0	0	0	0/0	0.0	1	3	3	0	W	16-14
01/02	at Colts	P	1	0	0	0.0	0.0	0.0	0	0	0	0/0	39.6	3	16	9	0	W	23-20
01/09	Chargers	P	1	1	4	100.0	4.0	4.0	0	0	4	0/0	83.3	4	23	15	0	W	35-32+
2021 TOTALS		10-0	2	1	4	50.0	2.0	4.0	0	0	4	0/0	56.3	13	87	31	1	9-7	

+ - Overtime

MARCUS MARIOTA'S 2020 GXG REGULAR-SEASON STATISTICS (RAIDERS)

DATE	OPPONENT	P/S	PASSING											RUSHING				W/L	SCORE
			ATT	CMP	YDS	PCT	Y/A	Y/C	TD	INT	LG	SK/YD	RATE	ATT	YDS	LG	TD		
09/13	at Panthers		INJURED RESERVE														W	34-30	
09/21	Saints		INJURED RESERVE														W	34-24	
09/27	at Patriots		INJURED RESERVE														L	20-36	
10/04	Bills		INJURED RESERVE - DESIGNATED FOR RETURN														L	23-30	
10/11	at Chiefs		INJURED RESERVE - DESIGNATED FOR RETURN														W	40-32	
10/25	Buccaneers		INACTIVE														L	20-45	
11/01	at Browns		INACTIVE														W	16-6	
11/08	at Chargers		INACTIVE														W	31-26	
11/15	Broncos		INACTIVE														W	37-12	
11/22	Chiefs		INACTIVE														L	31-35	
11/29	at Falcons		INACTIVE														L	6-43	
12/06	at Jets		DID NOT PLAY														W	31-28	
12/13	Colts		DID NOT PLAY														L	27-44	
12/17	Chargers	P	28	17	226	60.7	8.1	13.3	1	1	35t	0/0	83.3	9	88	26	1	L	27-30+
12/26	Dolphins		DID NOT PLAY														L	25-26	
01/03	at Broncos		DID NOT PLAY														W	32-31	
2020 TOTALS		1-0	28	17	226	60.7	8.1	13.3	1	1	35T	0/0	83.3	9	88	26	1	8-8	

+ - Overtime

MARCUS MARIOTA'S 2019 GXG REGULAR-SEASON STATISTICS (TITANS)


DATE	OPPONENT	P/S	PASSING										RUSHING					W/L	SCORE
			ATT	CMP	YDS	PCT	Y/A	Y/C	TD	INT	LG	SK/YD	RATE	ATT	YDS	LG	TD		
09/08	at Browns	S	24	14	248	58.3	10.3	17.7	3	0	75t	4/32	133.3	3	24	13	0	W	43-13
09/15	Colts	S	28	19	154	67.9	5.5	8.1	1	0	25	4/35	93.5	5	32	15	0	L	17-19
09/19	at Jaguars	S	40	23	304	57.5	7.6	13.2	0	0	47	9/55	81.7	6	34	12	0	L	7-20
09/29	at Falcons	S	27	18	227	66.7	8.4	12.6	3	0	55t	0/0	129.7	3	22	11	0	W	24-10
10/06	Bills	S	22	13	183	59.1	8.3	14.1	0	0	57	5/33	86.0	5	13	4	0	L	7-14
10/13	at Broncos	S	18	7	63	38.9	3.5	9.0	0	2	17	3/7	9.5	2	4	5	0	L	0-16
10/20	Chargers																	W	23-20
10/27	Buccaneers																	W	27-23
11/03	at Panthers																	L	20-30
11/10	Chiefs																	W	35-32
11/24	Jaguars																	W	42-20
12/01	at Colts																	W	31-17
12/08	at Raiders																	W	42-21
12/15	Texans																	L	21-24
12/22	Saints																	L	28-38
12/29	at Texans	P	1	1	24	100.0	24.0	24.0	0	0	24	0/0	118.8	0	0	0	0	W	35-14
2019 TOTALS		7-6	160	95	1,203	59.4	7.5	12.7	7	2	75t	25/162	92.3	24	129	15	0	9-7	

MARCUS MARIOTA'S 2021 GXG POSTSEASON STATISTICS (RAIDERS)

DATE	OPPONENT	P/S	PASSING										RUSHING					W/L	SCORE
			ATT	CMP	YDS	PCT	Y/A	Y/C	TD	INT	LG	SK/YD	RATE	ATT	YDS	LG	TD		
01/15	at Bengals	P	0	0	0	0.0	0.0	0.0	0	0	0	0/0	0.0	0	0	0	0	L	19-26
2021 TOTALS		1-0	0	0	0	0.0	0.0	0.0	0	0	0	0/0	0.0	0	0	0	0	0-1	

MARCUS MARIOTA'S 2019 GXG POSTSEASON STATISTICS (TITANS)

DATE	OPPONENT	P/S	PASSING										RUSHING					W/L	SCORE
			ATT	CMP	YDS	PCT	Y/A	Y/C	TD	INT	LG	SK/YD	RATE	ATT	YDS	LG	TD		
01/04	at Patriots	P	1	1	4	100.0	4.0	4.0	0	0	4	0/0	83.3	0	0	0	0	W	20-13
01/11	at Ravens	P	0	0	0	0.0	0.0	0.0	0	0	0	0/0	0.0	0	0	0	0	W	28-12
01/19	at Chiefs	P	0	0	0	0.0	0.0	0.0	0	0	0	0/0	0.0	1	5	5	0	L	24-35
2019 TOTALS		3-0	1	1	4	100.0	4.0	4.0	0	0	4	0/0	83.3	1	5	5	0	2-1	



DEAN MARLOWE

Safety

21

BIRTHDATE

07/25/92

HEIGHT

6'1"

WEIGHT

205 LBS

NFL EXP.

ACQUIRED

UFA - '22 (DET)

HOMETOWN

QUEENS, N.Y.

COLLEGE

JAMES MADISON

CAREER

- » Recorded 94 total tackles (61 solo), seven passes defended, two interceptions, 1.5 sacks and 11 special teams tackles in 47 games (16 starts) for the Panthers, Bills and Lions from 2015-21.
- » Finished with a career-high 65 total tackles (36 solo), two passes defended, two quarterback hits, two special teams tackles and one fumble recovery in 16 games (nine starts) for Detroit in 2021.
- » Tallied 16 total tackles (13 solo) and set single-season career highs for interceptions (two), sacks (1.5) and passes defended (three) in 2020 for the Bills.

COLLEGE

- » Played four seasons (2011-14) at James Madison University in Harrisonburg, Va.

- » Started 48 of 49 games over four seasons for the Dukes.
- » Earned All-CAA honors in all four seasons, including first-team honors in 2012 and 2014.

PERSONAL

- » Native of Queens, N.Y., and attended Holy Cross High School.
- » Started at quarterback and defensive back and was a New York post and New York Daily News Queens Player for the Year.
- » Passed for 1,657 yards and 15 touchdowns and rushed for 797 yards and 15 touchdowns on offense, and recorded 63 tackles and five interceptions as a senior.
- » Son of Lisa and Mike Nell.
- » Majored in sports and recreation management.

TRANSACTIONS

- » Originally signed by the Carolina Panthers following the 2015 NFL Draft.
- » Waived by the panthers on August 15, 2017.
- » Signed to the Buffalo Bills practice squad on Dec. 5, 2017.
- » Signed by Buffalo on Jan. 8, 2018.
- » Waived by the Bills on Sept. 1, 2018.
- » Signed to the Bills practice squad on Sept. 2, 2018.
- » Signed to the Bills active roster on Oct. 6, 2018.
- » Waived by Buffalo on Oct. 9, 2018.
- » Signed to the Bills practice squad on Oct. 11, 2018.
- » Signed to Buffalo's active roster on Dec. 12, 2018.
- » Signed by the Bills as an unrestricted free agent on March 20, 2020.
- » Released by the Bills on Sept. 5, 2020.
- » Signed to the Bills on Sept. 6, 2020.
- » Signed by the Detroit Lions as an unrestricted free agent on April 8, 2021.
- » Released by Detroit on Sept. 1, 2021.
- » Signed by the Lions on Sept. 2, 2021.
- » Signed by the Atlanta Falcons as an unrestricted free agent on March 31, 2022.

DEAN MARLOWE'S 2020 GXG REGULAR-SEASON STATISTICS (BILLS)

DATE	OPPONENT	P/S	TACKLES						INTERCEPTIONS				FUMBLES			ST			MISC		W/L	SCORE					
			TK	S	A	SK	YDS	TFL	YDS	QBH	NO	YDS	LG	TD	PD	FF	FR	TD	YDS	TK			S	A	FF	FR	S
09/13	Jets	P	0	0	0	0.0	0.0	0	0	0	0	0	0	0	0	0	0	0	1	1	0	0	0	0	0	W	27-17
09/20	at Dolphins	P	1	1	0	0.0	0.0	0	0	0	0	0	0	0	0	0	0	0	0	0	0	0	0	0	0	W	31-28
09/27	Rams	P	1	1	0	0.0	0.0	0	0	0	0	0	0	0	0	0	0	0	0	0	0	0	0	0	0	W	35-32
10/04	at Raiders	S	1	0	1	0.0	0.0	0	0	0	0	0	0	0	0	0	0	0	0	0	0	0	0	0	0	W	30-23
10/13	at Titans	S	1	1	0	0.0	0.0	0	0	0	0	0	0	0	0	0	0	0	0	0	0	0	0	0	0	L	16-42
10/19	Chiefs	P	0	0	0	0.0	0.0	0	0	0	0	0	0	0	0	0	0	0	1	0	1	0	0	0	0	L	17-26
10/25	at Jets	P	2	1	1	0.5	2.0	0	0	0	1	0	0	0	0	0	0	0	0	0	0	0	0	0	0	W	18-10
11/01	Patriots	S	6	6	0	0.0	0.0	1	2	0	0	0	0	0	0	1	0	0	0	0	0	0	0	0	0	W	24-21
11/08	Seahawks	S	1	1	0	0.0	0.0	0	0	0	0	0	0	0	1	0	0	0	1	1	0	0	0	0	0	W	44-34
11/15	at Cardinals		RESERVE/COVID-19																				L	30-32			
11/29	Chargers	P	0	0	0	0.0	0.0	0	0	0	0	0	0	0	0	0	0	0	2	1	1	0	0	0	0	W	27-17
12/07	at 49ers	P	0	0	0	0.0	0.0	0	0	0	0	0	0	0	0	0	0	0	0	0	0	0	0	0	0	W	34-24
12/13	Steelers	P	0	0	0	0.0	0.0	0	0	0	0	0	0	0	0	0	0	1	0	1	0	0	0	0	0	W	26-15
12/19	at Broncos	P	1	0	1	0.0	0.0	0	0	0	0	0	0	0	0	0	0	0	0	0	0	0	0	0	0	W	48-19
12/28	at Patriots	P	1	1	0	1.0	7.0	1	7	1	0	0	0	0	0	0	0	0	0	0	0	0	0	0	0	W	38-9
01/03	Dolphins	P	1	1	0	0.0	0.0	0	0	0	2	39	23	0	2	0	0	0	0	0	0	0	0	0	0	W	56-26
2020 TOTALS	15-4		16	13	3	1.5	9.0	2	9	2	2	39	23	0	3	0	1	0	0	6	3	3	0	0	0	13-3	

DEAN MARLOWE'S 2019 GXG REGULAR-SEASON STATISTICS (BILLS)

DATE	OPPONENT	P/S	TACKLES						INTERCEPTIONS				FUMBLES			ST			MISC		W/L	SCORE					
			TK	S	A	SK	YDS	TFL	YDS	QBH	NO	YDS	LG	TD	PD	FF	FR	TD	YDS	TK			S	A	FF	FR	S
09/08	at Jets		ON INACTIVE LIST																				W	17-16			
09/15	at Giants	S	2	2	0	0.0	0.0	0	0	0	0	0	0	0	0	0	0	0	0	0	0	0	0	0	0	W	28-14
09/22	Bengals	P	0	0	0	0.0	0.0	0	0	0	0	0	0	0	0	0	0	0	0	0	0	0	0	0	0	W	21-17
09/29	Patriots	P	0	0	0	0.0	0.0	0	0	0	0	0	0	0	0	0	0	0	1	1	0	0	0	0	0	L	10-16
10/06	at Titans	S	1	1	0	0.0	0.0	0	0	0	0	0	0	0	1	0	0	0	0	0	0	0	0	0	0	W	14-7
10/20	Dolphins	P	0	0	0	0.0	0.0	0	0	0	0	0	0	0	0	0	0	0	1	0	1	0	0	0	0	W	31-21
10/27	Eagles	P	2	2	0	0.0	0.0	0	0	0	0	0	0	0	0	0	0	0	0	0	0	0	0	0	0	L	13-31
11/03	Redskins	P	0	0	0	0.0	0.0	0	0	0	0	0	0	0	0	0	0	0	0	0	0	0	0	0	0	W	24-9
11/10	at Browns		INACTIVE																				L	16-19			
11/17	at Dolphins		INACTIVE																				W	37-20			
11/24	Broncos	P	0	0	0	0.0	0.0	0	0	0	0	0	0	0	0	0	0	0	0	0	0	0	0	0	0	W	20-3
11/28	at Cowboys		INACTIVE																				W	26-15			
12/08	Ravens		INACTIVE																				L	17-24			
12/15	at Steelers		INACTIVE																				W	17-10			
12/21	at Patriots		INACTIVE																				L	17-24			
12/29	Jets	P	4	4	0	0.0	0.0	0	0	0	0	0	0	0	0	0	0	0	0	0	0	0	0	0	L	6-13	
2019 TOTALS	9-2		9	9	0	0.0	0.0	0	0	0	0	0	0	0	1	0	0	0	0	2	1	1	0	0	0	10-6	

DEAN MARLOWE'S 2020 GXG POSTSEASON STATISTICS (BILLS)

DATE	OPPONENT	P/S	TACKLES						INTERCEPTIONS				FUMBLES			ST			MISC		W/L	SCORE					
			TK	S	A	SK	YDS	TFL	YDS	QBH	NO	YDS	LG	TD	PD	FF	FR	TD	YDS	TK			S	A	FF	FR	S
01/09	Colts	P	0	0	0	0.0	0.0	0	0	0	0	0	0	0	0	0	0	0	0	0	0	0	0	0	0	W	27-24
01/16	Ravens	P	0	0	0	0.0	0.0	0	0	0	0	0	0	0	0	0	0	0	0	0	0	0	0	0	0	W	17-3
01/24	at Chiefs	P	0	0	0	0.0	0.0	0	0	0	0	0	0	0	0	0	0	0	0	0	0	0	0	0	0	L	24-38
2020 TOTALS	3-0		0	0	0	0.0	0.0	0	0	0	0	0	0	0	0	0	0	0	0	0	0	0	0	0	0	2-1	

DEAN MARLOWE'S 2019 GXG POSTSEASON STATISTICS (BILLS)

DATE	OPPONENT	P/S	TACKLES						INTERCEPTIONS				FUMBLES			ST			MISC		W/L	SCORE					
			TK	S	A	SK	YDS	TFL	YDS	QBH	NO	YDS	LG	TD	PD	FF	FR	TD	YDS	TK			S	A	FF	FR	S
01/04	at Texans	P	0	0	0	0.0	0.0	0	0	0	0	0	0	0	0	0	0	0	0	0	0	0	0	0	0	L	19-22+
2019 TOTALS	1-0		0	0	0	0.0	0.0	0	0	0	0	0	0	0	0	0	0	0	0	0	0	0	0	0	0	0-1	

+ - Overtime



JAKE MATTHEWS

Tackle



70

BIRTHDATE

02/11/92

HEIGHT

6'5"

WEIGHT

314 LBS

NFL EXP.

9 YRS

ACQUIRED

D1 '14

HOMETOWN

MISSOURI CITY, TEXAS

COLLEGE

TEXAS A&M

CAREER

- » In seven seasons, has started all 128 games that he has played in.
- » Has started 127 consecutive games at left tackle, the longest active streak by an offensive lineman in the NFL.
- » Started all 16 games at left tackle in 2020.
- » Started all 16 games at left tackle in 2019.
- » Started at left tackle all 16 games in 2018, blocking for an offense that averaged 389.1 yards and 6.16 yards per play, the sixth-best mark in the NFL.
- » Named to his first Pro Bowl (2018) as a replacement for Redskins offensive tackle Trent Williams.
- » In 2017, blocked for an offense that has averaged 364.8 yards and 5.93 yards per play, the third-best mark in the NFL.
- » Started at left tackle and blocked for an offense that totaled 322 yards, including 124 on the ground, in a 26-13 Wild-Card win over the Los Angeles Rams.
- » Started all 16 games at left tackle, blocking for an offense that set a franchise record with 540 points and averaged 415.8 yards per game in 2016.
- » Started at left tackle and blocked for an offense that set a franchise record with 571 total yards against Carolina (10/2/16).
- » Protected QB Matt Ryan as he became the 19th player in NFL history to throw for 500+ yards in a single game.
- » Started all 16 games at left tackle and blocked for an offense that ranked seventh in the NFL averaging 374.1 yards per game in 2015. Protected Matt Ryan's blindside as the quarterback became one of four passers to throw for 4,000 yards in each of the last five seasons.
- » Started 15 games at left tackle during his rookie season in 2014, and blocked for an offense that broke several franchise records.
- » Started at left tackle and helped block for an offense that generated a franchise record 548 yards of total offense vs. New Orleans (9/7/14).
- » Started at left tackle and helped block for an offense that scored 56 points (2nd most in franchise history) and recorded 488 total yards vs Tampa Bay (9/18/14).

- » As a senior, was a consensus All-American and a unanimous All-Southeastern Conference first-team selection. He was recipient of the Bobby Bowden Award, presented for high performance on the field, in class and in the community.
- » In 2012, earned first-team All-American honors from The NFL Draft Report and the Football Writers of America Association, adding second-team accolades from the Walter Camp Football Foundation and third-team recognition from the Associated Press.
- » As a sophomore, quickly developed into the cornerstone of the Aggies' offensive front that allowed just nine sacks in 13 games and set then-school records for total offense (seventh in the nation at 490.2 ypg), passing (291.1 ypg) and scoring (11th nationally at 39.08 ppg) offense. The sophomore delivered 13 touchdown-resulting blocks and 96 key blocks/knockdowns while helping the Aggies rush for 199.2 yard per game.
- » In 2011, was named to ESPN.com's All-Big 12 Conference Freshman team and was an honorable mention All-Big 12 pick. He was one of 10 freshman to letter for the Aggies, starting the final seven games of the season.

PERSONAL

- » Matthews is the next to carry on the family NFL tradition. He is the fourth family member to be selected in the first round of the draft and the seventh to reach the National Football League.
- » Matthews' NFL lineage began with Clay Matthews Sr., who played four seasons for the San Francisco 49ers in the 1950's. His father, Bruce Matthews, was a 14-time Pro Bowl selection and Green Bay Packers LB Clay Matthews III is his cousin.
- » Attended Elkins High School in Missouri City, Texas. Was named first-team all-district and all-greater Houston honoree. Matthews also had offers from Oklahoma, Alabama, Arkansas, Oregon, Texas, Texas Tech, USC and Stanford.
- » Was a consensus All-American selection in high school. Earned a five-star rating from Scout.com, as that recruiting service regarded him as the best offensive guard in the nation.
- » Rated as the seventh-best offensive tackle in the prep ranks, placed 48th on the Rivals100 team while also being named the eighth-best overall prospect in the state of Texas by Rivals.com.
- » A university studies major in the Mays Business School at Texas A&M.
- » Son of Carrie and Bruce Matthews.

COLLEGE

- » Appeared in 52 games for Texas A&M, starting his final 46 contests, the first 33 at right tackle and the final 13 on the left side.

IN THE COMMUNITY

Giving Back

- » In 2019, Matthews and a small group of teammates spent a day with rising seniors from Carver High School and Mill Creek High School football teams, participating in team meetings and at practice.
- » As part of the Falcons Hometown Huddle last year, Matthews served food from a food truck and visited with the Atlanta Fire Rescue Station 1.

TRANSACTIONS

- » Selected as a first-round (6th overall) draft choice by the Atlanta Falcons in 2014.

JAKE MATTHEWS' NFL REGULAR SEASON STATISTICS

DATE	TEAM	GP	GS
2021	Falcons	17	17
2020	Falcons	16	16
2019	Falcons	16	16
2018	Falcons	16	16
2017	Falcons	16	16
2016	Falcons	16	16
2015	Falcons	16	16
2014	Falcons	15	15
NFL TOTALS		128	128

JAKE MATTHEWS' NFL POSTSEASON STATISTICS

DATE	TEAM	GP	GS
2017	Falcons	2	2
2016	Falcons	3	3
NFL TOTALS		5	5

JAKE MATTHEWS' 2021 GXG REGULAR-SEASON STATISTICS (FALCONS)

DATE	OPPONENT	P/S	W/L	SCORE
09/12	Eagles	S	L	6-32
09/19	at Buccaneers	S	L	25-48
09/26	at Giants	S	W	17-14
10/03	Football Team	S	L	30-34
10/10	Jets	S	W	27-20
10/24	at Dolphins	S	W	30-28
10/31	Panthers	S	L	13-19
11/07	at Saints	S	W	27-25
11/14	at Cowboys	S	L	3-43
11/18	Patriots	S	L	0-25
11/28	at Jaguars	S	W	21-14
12/05	Buccaneers	S	L	17-30
12/12	at Panthers	S	W	29-21
12/19	at 49ers	S	L	13-31
12/26	Lions	S	W	20-16
01/02	at Bills	S	L	15-29
01/09	Saints	S	L	20-30
2021 TOTALS		17-17	7-10	

JAKE MATTHEWS' 2020 GXG REGULAR-SEASON STATISTICS (FALCONS)

DATE	OPPONENT	P/S	W/L	SCORE
09/13	Seahawks	S	L	25-38
09/20	at Cowboys	S	L	39-40
09/27	Bears	S	L	26-30
10/05	at Packers	S	L	16-30
10/11	Panthers	S	L	16-23
10/18	at Vikings	S	W	40-23
10/25	Lions	S	L	22-23
10/29	at Panthers	S	W	25-17
11/08	Broncos	S	W	34-27
11/22	at Saints	S	L	9-24
11/29	Raiders	S	W	43-6
12/06	Saints	S	L	16-21
12/13	at Chargers	S	L	17-20
12/20	Buccaneers	S	L	27-31
12/27	at Chiefs	S	L	14-17
01/03	at Buccaneers	S	L	27-44
2020 TOTALS		16-16	4-12	

JAKE MATTHEWS' 2019 GXG REGULAR-SEASON STATISTICS (FALCONS)

DATE	OPPONENT	P/S	W/L	SCORE
09/08	at Vikings	S	L	12-28
09/15	Eagles	S	W	24-20
09/22	at Colts	S	L	24-27
09/29	Titans	S	L	10-24
10/06	at Texans	S	L	32-53
10/13	at Cardinals	S	L	33-34
10/20	Rams	S	L	10-37
10/27	Seahawks	S	L	20-27
11/10	at Saints	S	W	26-9
11/17	at Panthers	S	W	29-3
11/24	Buccaneers	S	L	22-35
11/28	Saints	S	L	18-26
12/08	Panthers	S	W	40-20
12/15	at 49ers	S	W	29-22
12/22	Jaguars	S	W	24-12
12/29	at Buccaneers	S	W	28-22+
2019 TOTALS		16-16	7-9	

+ - Overtime



KALEB MCGARY

Tackle

76

BIRTHDATE

02/22/95

HEIGHT

6'6"

WEIGHT

341 LBS

NFL EXP.

4 YRS

ACQUIRED

D1b '19

HOMETOWN

FIFE, WASH.

COLLEGE

WASHINGTON

CAREER

- » Has appeared in 46 games with 45 starts at right tackle since entering the NFL in 2019.
- » Started 16 games at right tackle in 2021.
- » Played in 14 games with 13 starts at right tackle in 2020.
- » Started all 16 games as a rookie in 2019.

COLLEGE

- » Played in 53 games with 47 starts for the Huskies at right tackle in four seasons.
- » In 2018, was named to the All-Pac-12 first team and won the Morris Trophy as the top offensive lineman in the

Pac-12.

- » In four years, McGary played 3,216 snaps and only allowed six sacks.

PERSONAL

- » As a senior at Fife, was named the South Puget Sound League's 2A Defensive Lineman of the Year also first-team All-SPSL at tight end and defensive line.
- » Recorded 76 tackles during senior season, and 51 tackles as a junior, earning first-team All-SPSL at both tight end and defensive line.
- » Was a standout basketball player for the Trojans.
- » Played football for Coach Kent Nevin.

IN THE COMMUNITY

Giving Back

- » As a rookie in 2019, McGary served dinner to pediatric cancer patients and their families at the Ronald McDonald House in Atlanta.
- » Last year, McGary participated in a ping pong tournament with military and local high school football players in a Pros vs. Joes event in Flowery Branch, Ga.
- » During Thanksgiving of 2019, McGary participated in Falcons Feast where the Falcons offensive and defensive lines personally funded turkeys to be distributed to more than 800 families in need in the City of Atlanta.

TRANSACTIONS

- » Selected by the Atlanta Falcons in the first round (31st overall) of the 2019 NFL Draft.

KALEB MCGARY'S NFL REGULAR SEASON STATISTICS

DATE	TEAM	GP	GS
2021	Falcons	16	16
2020	Falcons	14	13
2019	Falcons	16	16
NFL TOTALS		46	45

KALEB MCGARY'S 2021 GXG REGULAR-SEASON STATISTICS (FALCONS)

DATE	OPPONENT	P/S		W/L	SCORE
09/12	Eagles	S		L	6-32
09/19	at Buccaneers	S		L	25-48
09/26	at Giants	S		W	17-14
10/03	Football Team	S		L	30-34
10/10	Jets	S		W	27-20
10/24	at Dolphins		DID NOT PLAY	W	30-28
10/31	Panthers	S		L	13-19
11/07	at Saints	S		W	27-25
11/14	at Cowboys	S		L	3-43
11/18	Patriots	S		L	0-25
11/28	at Jaguars	S		W	21-14
12/05	Buccaneers	S		L	17-30
12/12	at Panthers	S		W	29-21
12/19	at 49ers	S		L	13-31
12/26	Lions	S		W	20-16
01/02	at Bills	S		L	15-29
01/09	Saints	S		L	20-30
2021 TOTALS		16-16		7-10	

KALEB MCGARY'S 2020 GXG REGULAR-SEASON STATISTICS (FALCONS)

DATE	OPPONENT	P/S		W/L	SCORE
09/13	Seahawks	S		L	25-38
09/20	at Cowboys	S		L	39-40
09/27	Bears		ON INACTIVE LIST	L	26-30
10/05	at Packers	S		L	16-30
10/11	Panthers	S		L	16-23
10/18	at Vikings	S		W	40-23
10/25	Lions	S		L	22-23
10/29	at Panthers	S		W	25-17
11/08	Broncos	S		W	34-27
11/22	at Saints	S		L	9-24
11/29	Raiders	S		W	43-6
12/06	Saints	S		L	16-21
12/13	at Chargers		ON INACTIVE LIST	L	17-20
12/20	Buccaneers	P		L	27-31
12/27	at Chiefs	S		L	14-17
01/03	at Buccaneers	S		L	27-44
2020 TOTALS		14-13		4-12	

KALEB MCGARY'S 2019 GXG REGULAR-SEASON STATISTICS (FALCONS)

DATE	OPPONENT	P/S		W/L	SCORE
09/08	at Vikings	S		L	12-28
09/15	Eagles	S		W	24-20
09/22	at Colts	S		L	24-27
09/29	Titans	S		L	10-24
10/06	at Texans	S		L	32-53
10/13	at Cardinals	S		L	33-34
10/20	Rams	S		L	10-37
10/27	Seahawks	S		L	20-27
11/10	at Saints	S		W	26-9
11/17	at Panthers	S		W	29-3
11/24	Buccaneers	S		L	22-35
11/28	Saints	S		L	18-26
12/08	Panthers	S		W	40-20
12/15	at 49ers	S		W	29-22
12/22	Jaguars	S		W	24-12
12/29	at Buccaneers	S		W	28-22+
2019 TOTALS		16-16		7-9	

+ - Overtime



ADETOKUNBO OGUNDEJI

Outside Linebacker

92

BIRTHDATE

10/09/98

HEIGHT

6'4"

WEIGHT

251 LBS

NFL EXP.

2 YRS

ACQUIRED

D5b '21

HOMETOWN

WEST BLOOMFIELD, MICH.

COLLEGE

NOTRE DAME

CAREER

- » Played in 16 games (11 starts), recording 32 total tackles (18 solo), 1.0 sacks, five tackles for loss, two quarterback hits, one pass defended, one fumble recovery and one total special teams tackle as a rookie in 2021.
- » Blocked K Jason Sanders' 49-yard attempt in Week 7 vs. Miami last season becoming the first Falcon to block a field goal since Ra'Shede Hagemann in Week 11 of the 2014 season.
- » Posted a career-high nine total tackles (five solo), including one for a loss in Week 12 vs. Jaguars in 2021.

COLLEGE

- » Played four seasons (2017-20) at the University of Notre Dame after redshirting in 2016.
- » Tallied 80 total tackles (44 solo), 17 tackles for loss, 13.0 sacks, six forced fumbles and two fumble recoveries in 43 games for the Fighting Irish.

- » Recorded 23 total tackles (15 solo), 7.0 sacks, seven tackles for loss, one forced fumble and one fumble recovery in 12 games in 2020 after being named a team captain.
- » Appeared in 13 games as a junior in 2019 and recorded 34 total tackles (17 solo), 4.5 sacks, seven tackles for loss, three forced fumbles and one fumble recovery.
- » Tallied 23 total tackles (12 solo), 1.0 sack, three tackles for loss and two forced fumbles in 13 games as a redshirt sophomore.
- » Appeared in five games as a redshirt freshman in 2017.

PERSONAL

- » Attended Walled Lake Central High School in Commerce Township, Mich.
- » Senior season was cut short due to injury but registered 68 total tackles, 9.0 sacks, 17 passes defended and four fumble recoveries as a junior in 2014.

TRANSACTIONS

- » Selected by the Atlanta Falcons in the fifth round (182nd overall) of the 2021 NFL Draft.

REGULAR SEASON COMPARISON: DEFENSIVE - NEW ORLEANS SAINTS

DATE	OPP	W/L	GP/GS	TACKLES							MISC						
				TOT	SOLO	ASST	SACK	YDS.	INT	TFL	PD	QBH	TD	FF	FR		
11/7/21	ATL @ NO	W	S	2	1	1	0.0	0.0	0	0	0	0	0	0	0	0	
1/9/22	ATL vs. NO	L	S	5	3	2	0.0	0.0	0	1	0	0	0	0	0	0	
TOTALS		1/1	2/2	7	4	3	0.0	0.0	0	1	0	0	0	0	0	0	

ADETOKUNBO OGUNDEJI'S NFL REGULAR SEASON DEFENSIVE STATISTICS

DATE	TEAM	GP	GS	TK	S	A	TACKLES				INTERCEPTIONS					FUMBLES			ST		MISC						
							TFL	YDS	SK	YDS	QBH	NO	YDS	LG	TD	PD	FF	FR	TD	YDS	TK	S	A	FF	FR	S	A
2021	Falcons	16	11	32	18	14	5	16	1.0	9.0	2	0	0	0	0	1	0	1	0	0	1	0	1	0	0	0	0
NFL TOTALS		16	11	32	18	14	5	16	1.0	9.0	2	0	0	0	0	1	0	1	0	0	1	0	1	0	0	0	0

ADETOKUNBO OGUNDEJI'S SINGLE-GAME HIGHS: DEFENSIVE

Total Tackles 9 at Jacksonville Jaguars, Nov 28, 2021
5 vs. New Orleans Saints, Jan 09, 2022
3 at San Francisco 49ers, Dec 19, 2021

Solo Tackles 5 at Jacksonville Jaguars, Nov 28, 2021
3 vs. New Orleans Saints, Jan 09, 2022
2 vs. New York Jets, Oct 10, 2021

Fumble Recoveries 1 vs. Carolina Panthers, Oct 31, 2021

Tackles For Loss 1 vs. New Orleans Saints, Jan 09, 2022
1 at San Francisco 49ers, Dec 19, 2021
...3 more at 1.

Sacks 1.0 vs. New York Jets, Oct 10, 2021

Passes Defensed 1 vs. Carolina Panthers, Oct 31, 2021

Special Teams Tackles 1 vs. New England Patriots, Nov 18, 2021

ADETOKUNBO OGUNDEJI'S 2021 GXG REGULAR-SEASON STATISTICS (FALCONS)

DATE	OPPONENT	P/S	TACKLES							INTERCEPTIONS				FUMBLES			ST		MISC		W/L	SCORE														
			TK	S	A	SK	YDS	TFL	YDS	QBH	NO	YDS	LG	TD	PD	FF	FR	TD	YDS	TK			S	A	FF	S	A									
09/12	Eagles	P	1	1	0	0	0	0	0	0	0	0	0	0	0	0	0	0	0	0	0	0	0	0	0	L	6-32									
09/19	at Buccaneers	P	0	0	0	0	0	0	0	0	0	0	0	0	0	0	0	0	0	0	0	0	0	0	0	L	25-48									
09/26	at Giants	P	0	0	0	0	0	0	0	0	0	0	0	0	0	0	0	0	0	0	0	0	0	0	0	W	17-14									
10/03	Football Team	P	2	1	1	0	0	0	0	0	0	0	0	0	0	0	0	0	0	0	0	0	0	0	0	L	30-34									
10/10	Jets	P	2	2	0	1	0	9	0	1	9	2	0	0	0	0	0	0	0	0	0	0	0	0	0	0	W	27-20								
10/24	at Dolphins	S	2	1	1	0	0	0	0	0	0	0	0	0	0	0	0	0	0	0	0	0	0	0	0	W	30-28									
10/31	Panthers	S	0	0	0	0	0	0	0	0	0	0	0	0	0	0	0	0	0	0	0	0	0	0	0	L	13-19									
11/07	at Saints	S	2	1	1	0	0	0	0	0	0	0	0	0	0	0	0	0	0	0	0	0	0	0	0	W	27-25									
11/14	at Cowboys	S	2	1	1	0	0	0	0	0	0	0	0	0	0	0	0	0	0	0	0	0	0	0	0	L	3-43									
11/18	Patriots	S	2	1	1	0	0	0	1	1	0	0	0	0	0	0	0	0	0	0	0	0	0	0	0	L	0-25									
11/28	at Jaguars	S	9	5	4	0	0	0	1	5	0	0	0	0	0	0	0	0	0	0	0	0	0	0	0	W	21-14									
12/05	Buccaneers	S	1	1	0	0	0	0	0	0	0	0	0	0	0	0	0	0	0	0	0	0	0	0	0	L	17-30									
12/12	at Panthers		ON INACTIVE LIST																																W	29-21
12/19	at 49ers	S	3	1	2	0	0	0	0	1	1	0	0	0	0	0	0	0	0	0	0	0	0	0	0	0	L	13-31								
12/26	Lions	S	1	0	1	0	0	0	0	0	0	0	0	0	0	0	0	0	0	0	0	0	0	0	0	W	20-16									
01/02	at Bills	S	0	0	0	0	0	0	0	0	0	0	0	0	0	0	0	0	0	0	0	0	0	0	0	L	15-29									
01/09	Saints	S	5	3	2	0	0	0	1	0	0	0	0	0	0	0	0	0	0	0	0	0	0	0	0	L	20-30									
2021 TOTALS			16-11	32	18	14	1.0	9.0	5	16	2	0	0	0	0	1	0	1	0	0	0	10	1	0	0	0	7-10									



ISAIAH OLIVER

Cornerback

26

BIRTHDATE

09/30/96

HEIGHT

6'0"

WEIGHT

202 LBS

NFL EXP.

5 YRS

ACQUIRED

02 '18

HOMETOWN

GOODYEAR, ARIZ.

COLLEGE

COLORADO

CAREER

- » Has seen action in 50 games with 33 starts. Has recorded 166 tackles (128 solo), one interception, three forced fumbles, 1.0 sack, four tackles for loss, 27 passes defended and one fumble recovery.
- » Played in four games (three starts), recording three passes defended, 11 total tackles (seven solo), one forced fumble, one fumble recovery and one quarterback hit before heading to the team's injured reserve in 2021.
- » Notched a career-high 69 total tackles (50 solo), four tackles for loss, 1.0 sacks, two quarterback hits, six passes defended and one forced fumble in 16 games with 12 starts in 2020.
- » Has appeared in 46 consecutive games, the longest active streak among cornerbacks in the NFL.
- » Recorded 61 total tackles, 61, a career-high 11 passes defended and one interception in 16 games in 2019.
- » Registered 19 tackles (16 solo) and seven passes defended in 14 games as a rookie in 2018.

COLLEGE

- » The ninth player in the University of Colorado's history to declare for the NFL draft after his junior season, Oliver recorded 82 total tackles, 32 passes defended - 10th most in school history - and three interceptions.
- » In 2017, earned first-team All-Pac-12 honors after playing and starting in 10 games and recording 26 total tackles, two interceptions, and 13 passes defended.
- » Played in all 13 games as a sophomore - starting two, at Oregon and versus Utah - in addition to starting in the Alamo Bowl. Was a mainstay in the secondary playing 440 snaps at cornerback. Named the team's Bill McCartney Award recipient, honoring a player for special teams' achievement. Recorded 25 tackles on the year,

broke up 13 passes to tie for third on the team, and recorded eight third-down stops.

- » Saw action in all 13 games during his freshman season in Boulder, including three starts. Recorded 19 tackles (16 solo), with six passes defended, and five third-down stops.

PERSONAL

- » Competed for two seasons in the decathlon on CU's outdoor track team, and was a two-time All-Pac-12 performer in the event. As a sophomore (2017), he finished fourth at the Pac-12 Championships with 7,394 points (just 136 out of the lead), and he won the 100-meter (10.82) and 400-meter (48.15) dashes as well as the long jump (24-1) while placing second in the 110-hurdles (14.36) and the shot put (42-2) and third in the discus (121-7).
- » As a sophomore in the California Invitational, he had posted the highest score by a CU decathlete in 43 years in rolling up 7,331 points - finishing third - until topping it at the Pac-12 multis with 7,394.
- » His father, Muhammad, played cornerback at the University of Oregon and was a world-class decathlete and an NCAA track All-American. He was selected in the ninth round of the 1992 NFL Draft by the Denver Broncos and played five seasons in the league with five teams (Denver, Green Bay, Kansas City, Miami, and Washington).
- » His uncle, Damon Mays, was a wide receiver at Missouri played in the NFL with Houston and Washington.
- » Earned first-team All-State and All-Section honors as a senior at Brophy Prep, when he also garnered All-Arizona Super Top 25 honors and was ranked as the No. 19 overall prospect in the state of Arizona (Scout.com; No. 24 by the Arizona Republic). Blocked an incredible nine kicks (field goals or extra points) during his high school career.
- » Majoring in Strategic Communication with a minor in Business at Colorado.

IN THE COMMUNITY

Giving Back

- » In 2018, Oliver spent his first year with the club part of the Atlanta Falcons rookie club - where they visited schools and hospitals to visit individuals within the community on 'Giving Tuesdays.'
- » Last year, Oliver participated in Fashion Play with Big Brothers Big Sisters of Metro Atlanta where Falcons players walked in a fashion show with BBBS pairs to help raise money for the local chapter.
- » In 2019, Oliver also participated in a police ride-along in Atlanta where players were paired with a police officer to get a look at the life of an officer on duty.

TRANSACTIONS

- » Selected by the Atlanta Falcons in the second round (58th overall) of the 2018 NFL Draft.
- » Signed by the Falcons on March 18, 2022.

REGULAR SEASON COMPARISON: DEFENSIVE - NEW ORLEANS SAINTS

REGULAR SEASON COMPARISON: DEFENSIVE - NEW ORLEANS SAINTS																	
DATE	OPP	W/L	GP/GS	TACKLES							MISC						
				TOT	SOLO	ASST	SACK	YDS.	INT	TFL	PD	QBH	TD	FF	FR		
9/23/18	ATL vs. NO	L	P	2	2	0	0.0	0.0	0	0	0	0	0	0	0	0	0
11/22/18	ATL @ NO	L	P	1	1	0	0.0	0.0	0	0	0	0	0	0	0	0	0
11/10/19	ATL @ NO	W	S	6	6	0	0.0	0.0	0	0	0	0	1	0	0	0	0
11/28/19	ATL vs. NO	L	S	1	1	0	0.0	0.0	0	0	0	0	0	0	0	0	0
11/22/20	ATL @ NO	L	P	1	0	1	0.0	0.0	0	0	0	0	0	0	0	0	0
12/6/20	ATL vs. NO	L	P	5	3	2	0.0	0.0	0	0	1	0	0	0	0	0	0
TOTALS			1/5	6/2	16	13	3	0.0	0.0	0	0	1	1	0	0	0	0

ISAIAH OLIVER'S NFL REGULAR SEASON DEFENSIVE STATISTICS

DATE	TEAM	GP	GS	TK	S	A	TACKLES					INTERCEPTIONS					FUMBLES					ST		MISC				
							TFL	YDS	SK	YDS	QBH	NO	YDS	LG	TD	PD	FF	FR	TD	YDS	TK	S	A	FF	FR	S	A	
2021	Falcons	4	3	9	6	3	0	0	0.0	0.0	1	0	0	0	0	3	1	1	0	2	2	1	1	0	0	0	0	0
2020	Falcons	16	12	70	51	19	4	19	1.0	12.0	2	0	0	0	6	1	0	0	0	0	0	0	0	0	0	0	0	0
2019	Falcons	16	16	61	49	12	0	0	0.0	0.0	1	0	0	0	11	1	0	0	0	1	1	0	0	0	0	0	0	0
2018	Falcons	14	2	19	16	3	0	0	0.0	0.0	0	1	0	0	7	0	0	0	0	4	4	0	0	0	0	0	0	0
NFL TOTALS		50	33	159	122	37	4	19	1.0	12.0	4	1	0	0	27	3	1	0	2	7	6	1	0	0	0	0	0	0

ISAIAH OLIVER'S SINGLE-GAME HIGHS: DEFENSIVE

<p>Total Tackles 9 at San Francisco 49ers, Dec 15, 2019 7 vs. Carolina Panthers, Oct 11, 2020 7 vs. Chicago Bears, Sep 27, 2020 ...2 more at 7.</p> <p>Solo Tackles 7 at San Francisco 49ers, Dec 15, 2019 6 vs. Tampa Bay Buccaneers, Dec 20, 2020 6 vs. Carolina Panthers, Oct 11, 2020 ...4 more at 6.</p> <p>Sacks 1.0 at Carolina Panthers, Oct 29, 2020</p> <p>Passes Defensed 2 at New York Giants, Sep 26, 2021 2 vs. Chicago Bears, Sep 27, 2020 ...7 more at 2.</p> <p>Forced Fumbles 1 at New York Giants, Sep 26, 2021 1 vs. Tampa Bay Buccaneers, Dec 20, 2020 ...1 more at 1.</p>	<p>Fumble Recoveries 1 at New York Giants, Sep 26, 2021</p> <p>Tackles For Loss 1 at Tampa Bay Buccaneers, Jan 03, 2021 1 at Carolina Panthers, Oct 29, 2020 ...2 more at 1.</p> <p>Interceptions 1 at Carolina Panthers, Dec 23, 2018</p> <p>Special Teams Tackles 2 vs. Philadelphia Eagles, Sep 12, 2021 2 vs. New Orleans Saints, Sep 23, 2018 1 vs. Philadelphia Eagles, Sep 15, 2019 ...2 more at 1.</p> <p>Longest Opponent's Fumble Return 2 at New York Giants, Sep 26, 2021</p>
--	--

ISAIAH OLIVER'S 2021 GXG REGULAR-SEASON STATISTICS (FALCONS)

		TACKLES							INTERCEPTIONS				FUMBLES			ST		MISC										
DATE	OPPONENT	P/S	TK	S	A	SK	YDS	TFL	YDS	QBH	NO	YDS	LG	TD	PD	FF	FR	TD	YDS	TK	S	A	FF	FR	S	A	W/L	SCORE
09/12	Eagles	S	2	1	1	0.0	0.0	0	0	0	0	0	0	0	0	0	0	0	0	2	1	1	0	0	0	0	L	6-32
09/19	at Buccaneers	P	3	2	1	0.0	0.0	0	0	0	0	0	0	0	1	0	0	0	0	0	0	0	0	0	0	L	25-48	
09/26	at Giants	S	2	2	0	0.0	0.0	0	0	1	0	0	0	0	2	1	1	0	2	0	0	0	0	0	0	W	17-14	
10/03	Football Team	S	2	1	1	0.0	0.0	0	0	0	0	0	0	0	0	0	0	0	0	0	0	0	0	0	0	L	30-34	
10/10	Jets										INJURED RESERVE														W	27-20		
10/24	at Dolphins										INJURED RESERVE														W	30-28		
10/31	Panthers										INJURED RESERVE														L	13-19		
11/07	at Saints										INJURED RESERVE														W	27-25		
11/14	at Cowboys										INJURED RESERVE														L	3-43		
11/18	Patriots										INJURED RESERVE														L	0-25		
11/28	at Jaguars										INJURED RESERVE														W	21-14		
12/05	Buccaneers										INJURED RESERVE														L	17-30		
12/12	at Panthers										INJURED RESERVE														W	29-21		
12/19	at 49ers										INJURED RESERVE														L	13-31		
12/26	Lions										INJURED RESERVE														W	20-16		
01/02	at Bills										INJURED RESERVE														L	15-29		
01/09	Saints										INJURED RESERVE														L	20-30		
2021 TOTALS		4-3	9	6	3	0.0	0.0	0	0	1	0	0	0	0	3	1	1	0	2	2	1	1	0	0	0	7-10		

ISAIAH OLIVER'S 2020 GXG REGULAR-SEASON STATISTICS (FALCONS)

		TACKLES									INTERCEPTIONS				FUMBLES			ST		MISC								
DATE	OPPONENT	P/S	TK	S	A	SK	YDS	TFL	YDS	QBH	NO	YDS	LG	TD	PD	FF	FR	TD	YDS	TK	S	A	FF	FR	S	A	W/L	SCORE
09/13	Seahawks	S	7	2	5	0.0	0.0	0	0	0	0	0	0	0	0	0	0	0	0	0	0	0	0	0	0	0	L	25-38
09/20	at Cowboys	S	5	4	1	0.0	0.0	0	0	0	0	0	0	0	2	0	0	0	0	0	0	0	0	0	0	0	L	39-40
09/27	Bears	S	7	6	1	0.0	0.0	1	3	0	0	0	0	0	2	0	0	0	0	0	0	0	0	0	0	L	26-30	
10/05	at Packers	S	4	3	1	0.0	0.0	0	0	0	0	0	0	0	0	0	0	0	0	0	0	0	0	0	0	L	16-30	
10/11	Panthers	S	7	6	1	0.0	0.0	1	1	0	0	0	0	0	0	0	0	0	0	0	0	0	0	0	0	L	16-23	
10/18	at Vikings	P	4	2	2	0.0	0.0	0	0	0	0	0	0	1	0	0	0	0	0	0	0	0	0	0	0	W	40-23	
10/25	Lions	S	4	2	2	0.0	0.0	0	0	0	0	0	0	0	0	0	0	0	0	0	0	0	0	0	0	L	22-23	
10/29	at Panthers	S	3	3	0	1.0	12.0	1	12	1	0	0	0	0	0	0	0	0	0	0	0	0	0	0	0	W	25-17	
11/08	Broncos	S	4	4	0	0.0	0.0	0	0	0	0	0	0	0	0	0	0	0	0	0	0	0	0	0	0	W	34-27	
11/22	at Saints	P	1	0	1	0.0	0.0	0	0	0	0	0	0	0	0	0	0	0	0	0	0	0	0	0	0	L	9-24	
11/29	Raiders	P	3	1	2	0.0	0.0	0	0	0	0	0	0	0	0	0	0	0	0	0	0	0	0	0	0	W	43-6	
12/06	Saints	P	5	3	2	0.0	0.0	0	0	0	0	0	0	0	1	0	0	0	0	0	0	0	0	0	0	L	16-21	
12/13	at Chargers	S	5	4	1	0.0	0.0	0	0	0	0	0	0	0	0	0	0	0	0	0	0	0	0	0	0	L	17-20	
12/20	Buccaneers	S	6	6	0	0.0	0.0	0	0	0	0	0	0	0	0	1	0	0	0	0	0	0	0	0	0	L	27-31	
12/27	at Chiefs	S	3	3	0	0.0	0.0	0	0	1	0	0	0	0	0	0	0	0	0	0	0	0	0	0	0	L	14-17	
01/03	at Buccaneers	S	2	2	0	0.0	0.0	1	3	0	0	0	0	0	0	0	0	0	0	0	0	0	0	0	0	L	27-44	
2020 TOTALS		16-12	70	51	19	1.0	12.0	4	19	2	0	0	0	0	6	1	0	0	0	0	0	0	0	0	0	4-12		

ISAIAH OLIVER'S 2019 GXG REGULAR-SEASON STATISTICS (FALCONS)

DATE	OPPONENT	P/S	TACKLES							INTERCEPTIONS				FUMBLES			ST		MISC		SCORE						
			TK	S	A	SK	YDS	TFL	YDS	QBH	NO	YDS	LG	TD	PD	FF	FR	TD	YDS	TK		S	A	FF	FR	S	A
09/08	at Vikings	S	1	1	0	0.0	0.0	0	0	0	0	0	0	0	0	0	0	0	0	0	0	0	0	0	0	L	12-28
09/15	Eagles	S	5	3	2	0.0	0.0	0	0	0	0	0	0	2	0	0	0	0	1	1	0	0	0	0	0	W	24-20
09/22	at Colts	S	7	6	1	0.0	0.0	0	0	0	0	0	0	2	0	0	0	0	0	0	0	0	0	0	0	L	24-27
09/29	Titans	S	2	2	0	0.0	0.0	0	0	0	0	0	0	0	0	0	0	0	0	0	0	0	0	0	0	L	10-24
10/06	at Texans	S	6	4	2	0.0	0.0	0	0	0	0	0	0	0	1	0	0	0	0	0	0	0	0	0	0	L	32-53
10/13	at Cardinals	S	6	6	0	0.0	0.0	0	0	0	0	0	0	0	0	0	0	0	0	0	0	0	0	0	0	L	33-34
10/20	Rams	S	4	2	2	0.0	0.0	0	0	0	0	0	0	0	0	0	0	0	0	0	0	0	0	0	0	L	10-37
10/27	Seahawks	S	1	1	0	0.0	0.0	0	0	0	0	0	0	2	0	0	0	0	0	0	0	0	0	0	0	L	20-27
11/10	at Saints	S	6	6	0	0.0	0.0	0	0	0	1	0	0	0	0	0	0	0	0	0	0	0	0	0	0	W	26-9
11/17	at Panthers	S	3	2	1	0.0	0.0	0	0	0	0	0	0	2	0	0	0	0	0	0	0	0	0	0	0	W	29-3
11/24	Buccaneers	S	2	1	1	0.0	0.0	0	0	0	0	0	0	0	0	0	0	0	0	0	0	0	0	0	0	L	22-35
11/28	Saints	S	1	1	0	0.0	0.0	0	0	0	0	0	0	0	0	0	0	0	0	0	0	0	0	0	0	L	18-26
12/08	Panthers	S	3	3	0	0.0	0.0	0	0	0	0	0	0	0	0	0	0	0	0	0	0	0	0	0	0	W	40-20
12/15	at 49ers	S	9	7	2	0.0	0.0	0	0	0	0	0	0	0	0	0	0	0	0	0	0	0	0	0	0	W	29-22
12/22	Jaguars	S	3	2	1	0.0	0.0	0	0	0	0	0	0	2	0	0	0	0	0	0	0	0	0	0	0	W	24-12
12/29	at Buccaneers	S	2	2	0	0.0	0.0	0	0	0	0	0	0	1	0	0	0	0	0	0	0	0	0	0	0	W	28-22+
2019 TOTALS	16-16		61	49	12	0.0	0.0	0	0	1	0	0	0	11	1	0	0	0	1	1	1	0	0	0	0	0	7-9

+ - Overtime



CORDARRELLE PATTERSON

Running Back

84

BIRTHDATE

03/17/91

HEIGHT

6'2"

WEIGHT

232 LBS

NFL EXP.

10 YRS

ACQUIRED

FA '21

HOMETOWN

ROCK HILL, S.C.

COLLEGE

TENNESSEE

CAREER

- » Has appeared in 143 games (49 starts) and has returned 257 kickoffs for 7,552 yards (29.4 avg.) and eight touchdowns on special teams, and has tallied 268 receptions for 2,635 yards (9.8 avg.) and 15 touchdowns and 320 carries for 1,635 yards (5.1 avg.) and 14 touchdowns on offense.
- » Played in 16 games (13 starts) compiling a career-high 1,166 scrimmage yards (548 receiving, 618 rushing), five receiving touchdowns and six rushing touchdowns. He also had 18 kickoff returns for 434 yards (24.1 avg.).
- » Became the first player in franchise history to record at least five rushing touchdowns and five receiving touchdowns in a single season in 2021.
- » Totaled 116 scrimmage yards (82 receiving, 34 rushing) while also catching three touchdowns, becoming the first Falcon running back to record three touchdown receptions in franchise history in Week 4 vs. Washington in 2021.
- » With his 14 rushes for 60 yards (4.3 avg.) and a touchdown in Week 7 vs. Dolphins, became the first player with at least 10 rushing touchdowns (10), 10 receiving touchdowns (14) and five kickoffs returned for touchdowns (eight) since the AFL/NFL merger in 1970.
- » Set career highs for rushing yards (108) and rushing touchdowns in Week 12 vs. Jaguars, becoming the first Falcon to rush for at least 100 yards and two touchdowns in a game since Devonta Freeman in Week 15 of the 2016 season.
- » Leads the NFL in kickoffs returned for touchdowns since entering the NFL in 2013 with eight and is tied with Josh Cribbs (eight) and Leon Washington for the most career kickoff returns for a touchdown in NFL history.
- » Ranks second among qualified returners in NFL history with a 29.8 kickoff return average. Only Pro Football Hall of Famer Gale Sayers (30.8) has a higher career kickoff return average.

- » Recorded a league-high 1,017 kick return yards on 35 returns (29.1 avg.) as a returner and rushed a career-high 64 times for 232 yards and a touchdown and caught 21 passes for 132 yards for the Bears in 2020.

HONORS

- » AP First-Team All-Pro (4x - 2013, 2016, 2019-20)
- » AP Second-Team All Pro (2x - 2015, 2018)
- » Pro Bowl Selection (4x - 2013, 2016, 2019-20)
- » NFC Special Teams Player of the Month (2x - September 2013; November 2019)
- » NFL All-Rookie Team (2013)
- » NFC Special Teams Player of the Week (Week 8, 2013)

COLLEGE

- » Played one season (2012) at the University of Tennessee in Knoxville after transferring from Hutchinson (Kan.) Community College.
- » Earned First-Team All-SEC honors as an all-purpose player after setting a school-record 1,858 all-purpose yards in 12 games (12 starts) for the Volunteers.
- » Became the first player to score a touchdown in four different ways in a season since 2008 (receiving, rushing, punt return, kickoff return)

PERSONAL

- » Attended Northwestern High School in Rock Hill, S.C., and helped lead his team to the Class 4A Division II state title game as a senior in 2008.
- » Majored in communications at Tennessee.

TRANSACTIONS

- » Originally selected by the Minnesota Vikings in the first round (29th overall) of the 2013 NFL Draft.
- » Signed by the Oakland Raiders as an unrestricted free agent on March 13, 2017.
- » Traded to the New England Patriots on March 19, 2018.
- » Signed by the Chicago Bears as an unrestricted free agent on March 13, 2019.
- » Signed by the Atlanta Falcons as an unrestricted free agent on April 15, 2021.
- » Signed by the Falcons as an unrestricted free agent on March 22, 2022.

REGULAR SEASON COMPARISON: KICK RETURNS - NEW ORLEANS SAINTS

DATE	OPP	W/L	GP/GS	NO.	YDS.	AVG.	LG	TD
9/21/14	MIN @ NO	L	P	4	120	30.0	43	0
10/20/19	CHI vs. NO	L	P	4	163	40.8	102	1
11/1/20	CHI vs. NO	L	P	3	44	14.7	32	0
11/7/21	ATL @ NO	W	S	3	65	21.7	25	0
TOTALS			1/3 4/1	14	392	28.0	102	1

POSTSEASON COMPARISON: KICK RETURNS - NEW ORLEANS SAINTS

DATE	OPP	W/L	GP/GS	NO.	YDS.	AVG.	LG	TD
1/10/21	CHI @ NO	L	P	2	68	34.0	42	0
TOTALS			0/1 1/0	2	68	34.0	42	0

REGULAR SEASON COMPARISON: RECEIVING/RUSHING - NEW ORLEANS SAINTS

DATE	OPP	W/L	GP/GS	RECEIVING						RUSHING					
				NO.	YDS.	AVG.	LG	TD	TGTS	YAC	NO.	YDS.	AVG.	LG	TD
9/21/14	MIN @ NO	L	P	4	61	15.3	28	0	5	43	1	-7	-7.0	-7	0
10/20/19	CHI vs. NO	L	P	2	21	10.5	11	0	3	12	1	2	2.0	2	0
11/1/20	CHI vs. NO	L	P	2	1	0.5	5	0	2	11	1	4	4.0	4	0
11/7/21	ATL @ NO	W	S	6	126	21.0	64	0	6	66	9	10	1.1	4	0
1/9/22	ATL vs. NO	L	S	1	1	1.0	1	0	1	5	4	11	2.8	4	0
TOTALS			1/4 5/2	15	210	14.0	64	0	17	137	16	20	2	4	0

POSTSEASON COMPARISON: RECEIVING/RUSHING - NEW ORLEANS SAINTS

DATE	OPP	W/L	GP/GS	RECEIVING						RUSHING					
				NO.	YDS.	AVG.	LG	TD	TGTS	YAC	NO.	YDS.	AVG.	LG	TD
1/10/21	CHI @ NO	L	P	0	0	0	0	0	0	0	1	2	2.0	2	0
TOTALS			0/1 1/0	0	0	0	0	0	0	0	1	2	2	2	0

CORDARRELLE PATTERSON'S NFL REGULAR SEASON RUSHING/RECEIVING STATISTICS

DATE	TEAM	GP	GS	RECEIVING					RUSHING				
				NO.	YDS.	AVG.	LG	TD	NO.	YDS.	AVG.	LG	TD
2021	Falcons	16	13	52	548	10.5	64	5	153	618	4.0	39	6
2020	Bears	16	3	21	132	6.3	25	0	64	232	3.6	13	1
2019	Bears	16	4	11	83	7.5	33	0	17	103	6.1	46	0
2018	Patriots	15	5	21	247	11.8	55t	3	42	228	5.4	27	1
2017	Raiders	16	2	31	309	10.0	59	0	13	121	9.3	47t	2
2016	Vikings	16	8	52	453	8.7	39	2	7	43	6.1	22	0
2015	Vikings	16	1	2	10	5.0	9	0	2	15	7.5	9	0
2014	Vikings	16	7	33	384	11.6	28	1	10	117	11.7	67t	1
2013	Vikings	16	6	45	469	10.4	79t	4	12	158	13.2	50t	3
NFL TOTALS		143	49	268	2,635	9.8	79T	15	320	1,635	5.1	67T	14

CORDARRELLE PATTERSON'S NFL POSTSEASON RUSHING/RECEIVING STATISTICS

DATE	TEAM	GP	GS	RECEIVING					RUSHING				
				NO.	YDS.	AVG.	LG	TD	NO.	YDS.	AVG.	LG	TD
2020	Bears	1	0	0	0	0.0	0	0	1	2	2.0	2	0
2018	Patriots	3	0	4	32	8.0	15	0	3	10	3.3	6	0
2015	Vikings	1	0	0	0	0.0	0	0	0	0	0.0	0	0
NFL TOTALS		5	0	4	32	8.0	15	0	4	12	3.0	6	0

CORDARRELLE PATTERSON'S NFL REGULAR SEASON RETURN STATISTICS

KICKOFF RETURNS							PUNT RETURNS					
DATE	TEAM	RET.	YDS.	AVG.	LG	TD	NO.	FC	YDS.	AVG.	LG	TD
2021	Falcons	18	434	24.1	32	0	0	0	0	0.0	0	0
2020	Bears	35	1,017	29.1	104t	1	0	0	0	0.0	0	0
2019	Bears	28	825	29.5	102t	1	0	0	0	0.0	0	0
2018	Patriots	23	663	28.8	95t	1	0	0	0	0.0	0	0
2017	Raiders	19	538	28.3	49	0	0	0	0	0.0	0	0
2016	Vikings	25	792	31.7	104t	1	1	1	9	9.0	9	0
2015	Vikings	32	1,019	31.8	101t	2	0	0	0	0.0	0	0
2014	Vikings	34	871	25.6	51	0	0	0	0	0.0	0	0
2013	Vikings	43	1,393	32.4	109t	2	0	1	0	0.0	0	0
NFL TOTALS		257	7,552	29.4	109T	8	1	2	9	9.0	9	0

CORDARRELLE PATTERSON'S NFL POSTSEASON RETURN STATISTICS

KICKOFF RETURNS							PUNT RETURNS					
DATE	TEAM	RET.	YDS.	AVG.	LG	TD	NO.	FC	YDS.	AVG.	LG	TD
2020	Bears	2	68	34.0	42	0	0	0	0	0.0	0	0
2018	Patriots	5	141	28.2	38	0	0	0	0	0.0	0	0
2015	Vikings	3	65	21.7	34	0	0	0	0	0.0	0	0
NFL TOTALS		10	274	27.4	42	0	0	0	0	0.0	0	0

CORDARRELLE PATTERSON'S SINGLE-GAME HIGHS: RUSHING/RECEIVING

Rush Attempts 16 at Carolina Panthers, Dec 12, 2021
16 at Jacksonville Jaguars, Nov 28, 2021
14 at Miami Dolphins, Oct 24, 2021
...1 more at 14.

Rushing Yards 108 at Jacksonville Jaguars, Nov 28, 2021
102 at St. Louis Rams, Sep 07, 2014
78 vs. Tampa Bay Buccaneers, Dec 05, 2021
7.7 vs. Philadelphia Eagles, Sep 12, 2021
6.8 at Jacksonville Jaguars, Nov 28, 2021
6.0 vs. Tampa Bay Buccaneers, Dec 05, 2021

Longest Runs 67t at St. Louis Rams, Sep 07, 2014
50t vs. Detroit Lions, Dec 29, 2013
47t vs. Los Angeles Chargers, Oct 15, 2017

Rushing TDs 2 at Jacksonville Jaguars, Nov 28, 2021
1 vs. Detroit Lions, Dec 26, 2021
1 at Carolina Panthers, Dec 12, 2021
...10 more at 1.

Receptions 8 at Green Bay Packers, Nov 24, 2013
7 vs. New York Jets, Oct 10, 2021
7 at Philadelphia Eagles, Oct 23, 2016

Receiving Yards 141 at Baltimore Ravens, Dec 08, 2013
126 at New Orleans Saints, Nov 07, 2021
97 vs. New York Giants, Dec 03, 2017

Receiving Average 28.2 at Baltimore Ravens, Dec 08, 2013
24.3 vs. New York Giants, Dec 03, 2017
24.0 vs. Denver Broncos, Nov 26, 2017

Longest Receptions 79t at Baltimore Ravens, Dec 08, 2013
64 at New Orleans Saints, Nov 07, 2021
59 vs. New York Giants, Dec 03, 2017

Receiving TDs 3 vs. Washington Football Team, Oct 03, 2021
1 vs. Carolina Panthers, Oct 31, 2021
1 at Tampa Bay Buccaneers, Sep 19, 2021
...10 more at 1.

All-Purpose Yards 258 at Baltimore Ravens, Dec 08, 2013
254 vs. Green Bay Packers, Oct 27, 2013
205 at Cincinnati Bengals, Dec 22, 2013

Kickoff Returns 5 vs. Seattle Seahawks, Dec 06, 2015
5 vs. Green Bay Packers, Oct 27, 2013
...1 more at 5.

Kickoff Return Yards 228 vs. Green Bay Packers, Oct 27, 2013
198 vs. Seattle Seahawks, Dec 06, 2015
179 at Chicago Bears, Oct 21, 2018

Longest Kickoff Return 109t vs. Green Bay Packers, Oct 27, 2013
105t at Chicago Bears, Sep 15, 2013
104t vs. Minnesota Vikings, Nov 16, 2020
...1 more at 104.

Kickoff Return TDs 1 vs. Minnesota Vikings, Nov 16, 2020
1 vs. New Orleans Saints, Oct 20, 2019
...6 more at 1.

Fair Catches 1 vs. Dallas Cowboys, Dec 01, 2016
1 vs. Philadelphia Eagles, Dec 15, 2013

Punt Return Yards 9 at Tennessee Titans, Sep 11, 2016

Punt Returns 1 vs. Dallas Cowboys, Dec 01, 2016

Kickoff Return Average 49.7 at Chicago Bears, Sep 15, 2013
45.6 vs. Green Bay Packers, Oct 27, 2013
44.8 at Chicago Bears, Oct 21, 2018

Special Teams Tackles 1 vs. Philadelphia Eagles, Sep 12, 2021
1 vs. Tampa Bay Buccaneers, Oct 08, 2020
...19 more at 1.

Most TDs 3 vs. Washington Football Team, Oct 03, 2021
2 at Jacksonville Jaguars, Nov 28, 2021
2 at Tampa Bay Buccaneers, Sep 19, 2021
...1 more at 2.

Miscellaneous Tackles 1 vs. Miami Dolphins, Sep 30, 2018
1 at Detroit Lions, Nov 24, 2016

CORDARRELLE PATTERSON'S SINGLE-GAME HIGHS - POSTSEASON: RUSHING/RECEIVING

Rush Attempts	2 at Los Angeles Rams, Feb 03, 2019 1 at New Orleans Saints, Jan 10, 2021 1 vs. Los Angeles Chargers, Jan 13, 2019	All-Purpose Yards	98 at Kansas City Chiefs, Jan 20, 2019 70 at New Orleans Saints, Jan 10, 2021 65 vs. Seattle Seahawks, Jan 10, 2016
Rushing Yards	7 at Los Angeles Rams, Feb 03, 2019 3 vs. Los Angeles Chargers, Jan 13, 2019 2 at New Orleans Saints, Jan 10, 2021	Kickoff Returns	3 at Kansas City Chiefs, Jan 20, 2019 3 vs. Seattle Seahawks, Jan 10, 2016 2 at New Orleans Saints, Jan 10, 2021
Longest Runs	6 at Los Angeles Rams, Feb 03, 2019 3 vs. Los Angeles Chargers, Jan 13, 2019 2 at New Orleans Saints, Jan 10, 2021	Kickoff Return Yards	80 at Kansas City Chiefs, Jan 20, 2019 68 at New Orleans Saints, Jan 10, 2021 65 vs. Seattle Seahawks, Jan 10, 2016
Receptions	2 at Los Angeles Rams, Feb 03, 2019 2 at Kansas City Chiefs, Jan 20, 2019	Longest Kickoff Return	42 at New Orleans Saints, Jan 10, 2021 38 at Los Angeles Rams, Feb 03, 2019 38 at Kansas City Chiefs, Jan 20, 2019
Receiving Yards	18 at Kansas City Chiefs, Jan 20, 2019 14 at Los Angeles Rams, Feb 03, 2019	Kickoff Return Average	26.7 at Kansas City Chiefs, Jan 20, 2019 21.7 vs. Seattle Seahawks, Jan 10, 2016
Longest Receptions	15 at Kansas City Chiefs, Jan 20, 2019 9 at Los Angeles Rams, Feb 03, 2019 5 at Los Angeles Rams, Feb 03, 2019		

CORDARRELLE PATTERSON'S 100-YARD RECEIVING GAMES (2): REGULAR SEASON

DATE	TEAM	NO.	YDS.	AVG.	LG	TD
12/08/13	at Ravens	5	141	28.2	79t	1
11/07/21	at Saints	6	126	21.0	64	0

CORDARRELLE PATTERSON'S 100-YARD RUSHING GAMES (2): REGULAR SEASON

DATE	TEAM	ATT.	YDS.	AVG.	LG	TD
09/07/14	at Rams	3	102	34.0	67t	1
11/28/21	at Jaguars	16	108	6.8	27	2

CORDARRELLE PATTERSON'S 2021 GXG REGULAR-SEASON STATISTICS (FALCONS)

DATE	OPPONENT	P/S	RECEIVING					RUSHING					W/L	SCORE
			NO.	YDS.	AVG.	LG	TD	NO.	YDS.	AVG.	LG	TD		
09/12	Eagles	S	2	13	6.5	12	0	7	54	7.7	14	0	L	6-32
09/19	at Buccaneers	P	5	58	11.6	23	1	7	11	1.6	10t	1	L	25-48
09/26	at Giants	P	6	82	13.7	28	0	7	20	2.9	11	0	W	17-14
10/03	Football Team	S	5	82	16.4	42t	3	6	34	5.7	13	0	L	30-34
10/10	Jets	P	7	60	8.6	16	0	14	54	3.9	12	0	W	27-20
10/24	at Dolphins	S	2	1	0.5	4	0	14	60	4.3	13	1	W	30-28
10/31	Panthers	S	5	37	7.4	18	1	9	35	3.9	14	0	L	13-19
11/07	at Saints	S	6	126	21.0	64	0	9	10	1.1	4	0	W	27-25
11/14	at Cowboys	S	1	14	14.0	14	0	4	25	6.3	14	0	L	3-43
11/18	Patriots							INACTIVE					L	0-25
11/28	at Jaguars	S	2	27	13.5	20	0	16	108	6.8	27	2	W	21-14
12/05	Buccaneers	S	3	18	6.0	6	0	13	78	6.0	39	0	L	17-30
12/12	at Panthers	S	2	1	0.5	3	0	16	58	3.6	11	1	W	29-21
12/19	at 49ers	S	2	5	2.5	5	0	11	18	1.6	4	0	L	13-31
12/26	Lions	S	1	-1	-1.0	-1	0	7	14	2.0	6t	1	W	20-16
01/02	at Bills	S	2	24	12.0	15	0	9	28	3.1	13	0	L	15-29
01/09	Saints	S	1	1	1.0	1	0	4	11	2.8	4	0	L	20-30
2021 TOTALS		16-13	52	548	10.5	64	5	153	618	4.0	39	6	7-10	

CORDARRELLE PATTERSON'S 2020 GXG REGULAR-SEASON STATISTICS (BEARS)

DATE	OPPONENT	P/S	RECEIVING					RUSHING					W/L	SCORE
			NO.	YDS.	AVG.	LG	TD	NO.	YDS.	AVG.	LG	TD		
09/13	at Lions	P	1	12	12.0	12	0	4	19	4.8	13	0	W	27-23
09/20	Giants	P	2	8	4.0	9	0	7	25	3.6	10	0	W	17-13
09/27	at Falcons	P	0	0	0.0	0	0	4	13	3.3	6	0	W	30-26
10/04	Colts	P	1	0	0.0	0	0	3	5	1.7	4	0	L	11-19
10/08	Buccaneers	S	3	38	12.7	25	0	3	7	2.3	3	0	W	20-19
10/18	at Panthers	P	1	8	8.0	8	0	1	1	1.0	1	0	W	23-16
10/26	at Rams	P	3	11	3.7	7	0	3	1	0.3	2	0	L	10-24
11/01	Saints	P	2	1	0.5	5	0	1	4	4.0	4	0	L	23-26+
11/08	at Titans	S	4	27	6.8	9	0	3	13	4.3	6	0	L	17-24
11/16	Vikings	S	2	19	9.5	10	0	12	30	2.5	6	0	L	13-19
11/29	at Packers	P	0	0	0.0	0	0	2	8	4.0	6	0	L	25-41
12/06	Lions	P	1	4	4.0	4	0	10	59	5.9	13	1	L	30-34
12/13	Texans	P	0	0	0.0	0	0	6	26	4.3	12	0	W	36-7
12/20	at Vikings	P	1	4	4.0	4	0	1	3	3.0	3	0	W	33-27
12/27	at Jaguars	P	0	0	0.0	0	0	0	0	0.0	0	0	W	41-17
01/03	Packers	P	0	0	0.0	0	0	4	18	4.5	7	0	L	16-35
2020 TOTALS	16-3		21	132	6.3	25	0	64	232	3.6	13	1	8-8	

+ - Overtime

CORDARRELLE PATTERSON'S 2019 GXG REGULAR-SEASON STATISTICS (BEARS)

DATE	OPPONENT	P/S	RECEIVING					RUSHING					W/L	SCORE
			NO.	YDS.	AVG.	LG	TD	NO.	YDS.	AVG.	LG	TD		
09/05	Packers	P	1	3	3.0	3	0	1	-2	-2.0	-2	0	L	3-10
09/15	at Broncos	S	0	0	0.0	0	0	2	50	25.0	46	0	W	16-14
09/23	at Redskins	S	1	6	6.0	6	0	4	14	3.5	7	0	W	31-15
09/29	Vikings	S	1	3	3.0	3	0	2	4	2.0	3	0	W	16-6
10/06	at Raiders	P	0	0	0.0	0	0	1	5	5.0	5	0	L	21-24
10/20	Saints	P	2	21	10.5	11	0	1	2	2.0	2	0	L	25-36
10/27	Chargers	P	2	1	0.5	1	0	1	5	5.0	5	0	L	16-17
11/03	at Eagles	P	1	5	5.0	5	0	0	0	0.0	0	0	L	14-22
11/10	Lions	P	0	0	0.0	0	0	0	0	0.0	0	0	W	20-13
11/17	at Rams	P	0	0	0.0	0	0	0	0	0.0	0	0	L	7-17
11/24	Giants	P	0	0	0.0	0	0	0	0	0.0	0	0	W	19-14
11/28	at Lions	P	0	0	0.0	0	0	0	0	0.0	0	0	W	24-20
12/05	Cowboys	P	1	33	33.0	33	0	1	-5	-5.0	-5	0	W	31-24
12/15	at Packers	S	1	6	6.0	6	0	1	0	0.0	0	0	L	13-21
12/22	Chiefs	P	1	5	5.0	5	0	1	16	16.0	16	0	L	3-26
12/29	at Vikings	P	0	0	0.0	0	0	2	14	7.0	11	0	W	21-19
2019 TOTALS	16-4		11	83	7.5	33	0	17	103	6.1	46	0	8-8	

CORDARRELLE PATTERSON'S 2017 GXG REGULAR-SEASON STATISTICS (RAIDERS)

DATE	OPPONENT	P/S	RECEIVING				RUSHING				W/L	SCORE		
			NO.	YDS.	AVG.	LG	TD	NO.	YDS.	AVG.			LG	TD
09/10	at Titans	P	1	2	2.0	2	0	1	5	5.0	5	0	W	26-16
09/17	Jets	P	1	6	6.0	6	0	3	57	19.0	43t	1	W	45-20
09/24	at Redskins	P	1	7	7.0	7	0	2	5	2.5	8	0	L	10-27
10/01	at Broncos	P	6	33	5.5	11	0	1	2	2.0	2	0	L	10-16
10/08	Ravens	P	0	0	0.0	0	0	0	0	0.0	0	0	L	17-30
10/15	Chargers	P	1	5	5.0	4	0	3	55	18.3	47t	1	L	16-17
10/19	Chiefs	P	1	9	9.0	9	0	0	0	0.0	0	0	W	31-30
10/29	at Bills	S	3	7	2.3	3	0	0	0	0.0	0	0	L	14-34
11/05	at Dolphins	P	0	0	0.0	0	0	0	0	0.0	0	0	W	27-24
11/19	Patriots	P	4	45	11.3	22	0	0	0	0.0	0	0	L	8-33
11/26	Broncos	P	3	72	24.0	54	0	0	0	0.0	0	0	W	21-14
12/03	Giants	S	4	97	24.3	59	0	2	1	0.5	1	0	W	24-17
12/10	at Chiefs	P	3	8	2.7	7	0	0	0	0.0	0	0	L	15-26
12/17	Cowboys	P	1	7	7.0	7	0	1	-4	-4.0	-4	0	L	17-20
12/25	at Eagles	P	1	7	7.0	7	0	0	0	0.0	0	0	L	10-19
12/31	at Chargers	P	1	4	4.0	4	0	0	0	0.0	0	0	L	10-30
2017 TOTALS	16-2		31	309	10.0	59	0	13	121	9.3	47T	2	6-10	

CORDARRELLE PATTERSON'S 2016 GXG REGULAR-SEASON STATISTICS (VIKINGS)

DATE	OPPONENT	P/S	RECEIVING				RUSHING				W/L	SCORE		
			NO.	YDS.	AVG.	LG	TD	NO.	YDS.	AVG.			LG	TD
09/11	at Titans	P	1	6	6.0	6	0	1	8	8.0	8	0	W	25-16
09/18	Packers	P	0	0	0.0	0	0	1	-2	-2.0	-2	0	W	17-14
09/25	at Panthers	S	1	8	8.0	8	0	0	0	0.0	0	0	W	22-10
10/03	Giants	P	5	38	7.6	21	0	1	2	2.0	2	0	W	24-10
10/09	Texans	S	4	39	9.8	15	1	1	7	7.0	7	0	W	31-13
10/23	at Eagles	S	7	67	9.6	15	1	0	0	0.0	0	0	L	10-21
10/31	at Bears	P	3	36	12.0	21	0	0	0	0.0	0	0	L	10-20
11/06	Lions	S	6	45	7.5	13	0	0	0	0.0	0	0	L	16-22+
11/13	at Redskins	P	3	17	5.7	9	0	0	0	0.0	0	0	L	20-26
11/20	Cardinals	S	4	53	13.3	30	0	0	0	0.0	0	0	W	30-24
11/24	at Lions	S	5	15	3.0	10	0	1	22	22.0	22	0	L	13-16
12/01	Cowboys	P	2	10	5.0	5	0	2	6	3.0	6	0	L	15-17
12/11	at Jaguars	S	3	18	6.0	11	0	0	0	0.0	0	0	W	25-16
12/18	Colts	P	5	49	9.8	19	0	0	0	0.0	0	0	L	6-34
12/24	at Packers	S	2	13	6.5	10	0	0	0	0.0	0	0	L	25-38
01/01	Bears	P	1	39	39.0	39	0	0	0	0.0	0	0	W	38-10
2016 TOTALS	16-8		52	453	8.7	39	2	7	43	6.1	22	0	8-8	

+ - Overtime

CORDARRELLE PATTERSON'S 2015 GXG REGULAR-SEASON STATISTICS (VIKINGS)

DATE	OPPONENT	P/S	RECEIVING					RUSHING					W/L	SCORE
			NO.	YDS.	AVG.	LG	TD	NO.	YDS.	AVG.	LG	TD		
09/14	at 49ers	P	1	1	1.0	1	0	0	0	0.0	0	0	L	3-20
09/20	Lions	P	0	0	0.0	0	0	0	0	0.0	0	0	W	26-16
09/27	Chargers	P	0	0	0.0	0	0	1	9	9.0	9	0	W	31-14
10/04	at Broncos	S	1	9	9.0	9	0	0	0	0.0	0	0	L	20-23
10/18	Chiefs	P	0	0	0.0	0	0	0	0	0.0	0	0	W	16-10
10/25	at Lions	P	0	0	0.0	0	0	0	0	0.0	0	0	W	28-19
11/01	at Bears	P	0	0	0.0	0	0	0	0	0.0	0	0	W	23-20
11/08	Rams	P	0	0	0.0	0	0	0	0	0.0	0	0	W	21-18+
11/15	at Raiders	P	0	0	0.0	0	0	1	6	6.0	6	0	W	30-14
11/22	Packers	P	0	0	0.0	0	0	0	0	0.0	0	0	L	13-30
11/29	at Falcons	P	0	0	0.0	0	0	0	0	0.0	0	0	W	20-10
12/06	Seahawks	P	0	0	0.0	0	0	0	0	0.0	0	0	L	7-38
12/10	at Cardinals	P	0	0	0.0	0	0	0	0	0.0	0	0	L	20-23
12/20	Bears	P	0	0	0.0	0	0	0	0	0.0	0	0	W	38-17
12/27	Giants	P	0	0	0.0	0	0	0	0	0.0	0	0	W	49-17
01/03	at Packers	P	0	0	0.0	0	0	0	0	0.0	0	0	W	20-13
2015 TOTALS	16-1		2	10	5.0	9	0	2	15	7.5	9	0	11-5	

+ - Overtime

CORDARRELLE PATTERSON'S 2014 GXG REGULAR-SEASON STATISTICS (VIKINGS)

DATE	OPPONENT	P/S	RECEIVING					RUSHING					W/L	SCORE
			NO.	YDS.	AVG.	LG	TD	NO.	YDS.	AVG.	LG	TD		
09/07	at Rams	S	3	26	8.7	13	0	3	102	34.0	67t	1	W	34-6
09/14	Patriots	S	4	56	14.0	26	0	0	0	0.0	0	0	L	7-30
09/21	at Saints	P	4	61	15.3	28	0	1	-7	-7.0	-7	0	L	9-20
09/28	Falcons	S	2	38	19.0	22	0	0	0	0.0	0	0	W	41-28
10/02	at Packers	S	2	8	4.0	6	0	0	0	0.0	0	0	L	10-42
10/12	Lions	S	2	15	7.5	9	0	1	2	2.0	2	0	L	3-17
10/19	at Bills	P	2	9	4.5	5	1	1	3	3.0	3	0	L	16-17
10/26	at Buccaneers	S	6	86	14.3	28	0	1	10	10.0	10	0	W	19-13+
11/02	Redskins	S	1	9	9.0	9	0	0	0	0.0	0	0	W	29-26
11/16	at Bears	P	2	24	12.0	17	0	1	3	3.0	3	0	L	13-21
11/23	Packers	P	2	18	9.0	10	0	0	0	0.0	0	0	L	21-24
11/30	Panthers	P	0	0	0.0	0	0	0	0	0.0	0	0	W	31-13
12/07	Jets	P	0	0	0.0	0	0	1	6	6.0	6	0	W	30-24+
12/14	at Lions	P	2	16	8.0	9	0	0	0	0.0	0	0	L	14-16
12/21	at Dolphins	P	1	18	18.0	18	0	1	-2	-2.0	-2	0	L	35-37
12/28	Bears	P	0	0	0.0	0	0	0	0	0.0	0	0	W	13-9
2014 TOTALS	16-7		33	384	11.6	28	1	10	117	11.7	67T	1	7-9	

+ - Overtime

CORDARRELLE PATTERSON'S 2013 GXG REGULAR-SEASON STATISTICS (VIKINGS)

		RECEIVING							RUSHING						
DATE	OPPONENT	P/S	NO.	YDS.	AVG.	LG	TD	NO.	YDS.	AVG.	LG	TD	W/L	SCORE	
09/08	at Lions	P	1	10	10.0	10	0	0	0	0.0	0	0	L	24-34	
09/15	at Bears	P	2	14	7.0	14	0	0	0	0.0	0	0	L	30-31	
09/22	Browns	P	2	49	24.5	37	0	1	0	0.0	0	0	L	27-31	
09/29	Steelers	P	1	9	9.0	9	0	0	0	0.0	0	0	W	34-27	
10/13	Panthers	P	2	3	1.5	5	0	0	0	0.0	0	0	L	10-35	
10/21	at Giants	P	3	22	7.3	15	0	1	2	2.0	2	0	L	7-23	
10/27	Packers	P	2	26	13.0	17	0	0	0	0.0	0	0	L	31-44	
11/03	at Cowboys	P	3	13	4.3	5	0	0	0	0.0	0	0	L	23-27	
11/07	Redskins	P	2	22	11.0	20	1	0	0	0.0	0	0	W	34-27	
11/17	at Seahawks	S	3	28	9.3	15	0	0	0	0.0	0	0	L	20-41	
11/24	at Packers	P	8	54	6.8	21	0	0	0	0.0	0	0	T	26-26+	
12/01	Bears	S	1	4	4.0	4	0	2	27	13.5	33t	1	W	23-20+	
12/08	at Ravens	S	5	141	28.2	79t	1	1	6	6.0	6	0	L	26-29	
12/15	Eagles	S	5	35	7.0	11	1	2	15	7.5	12	0	W	48-30	
12/22	at Bengals	S	3	8	2.7	11	0	3	54	18.0	35t	1	L	14-42	
12/29	Lions	S	2	31	15.5	23	1	2	54	27.0	50t	1	W	14-13	
2013 TOTALS		16-6	45	469	10.4	79T	4	12	158	13.2	50T	3	5-10-1		

+ - Overtime

CORDARRELLE PATTERSON'S 2020 GXG POSTSEASON STATISTICS (BEARS)

		RECEIVING							RUSHING						
DATE	OPPONENT	P/S	NO.	YDS.	AVG.	LG	TD	NO.	YDS.	AVG.	LG	TD	W/L	SCORE	
01/10	at Saints	P	0	0	0.0	0	0	1	2	2.0	2	0	L	9-21	
2020 TOTALS		1-0	0	0	0.0	0	0	1	2	2.0	2	0	0-1		

CORDARRELLE PATTERSON'S 2015 GXG POSTSEASON STATISTICS (VIKINGS)

		RECEIVING							RUSHING						
DATE	OPPONENT	P/S	NO.	YDS.	AVG.	LG	TD	NO.	YDS.	AVG.	LG	TD	W/L	SCORE	
01/10	Seahawks	P	0	0	0.0	0	0	0	0	0.0	0	0	L	9-10	
2015 TOTALS		1-0	0	0	0.0	0	0	0	0	0.0	0	0	0-1		

CORDARRELLE PATTERSON'S 2021 GXG REGULAR-SEASON STATISTICS (FALCONS)

		KICKOFF RETURNS							PUNT RETURNS							
DATE	OPPONENT	P/S	RET	YDS	AVG	LG	TD	NO	FC	YDS	AVG	LG	TD	W/L	SCORE	
09/12	Eagles	S	1	25	25.0	25	0	0	0	0.0	0	0	0	L	6-32	
09/19	at Buccaneers	P	1	27	27.0	27	0	0	0	0.0	0	0	0	L	25-48	
09/26	at Giants	P	2	40	20.0	24	0	0	0	0.0	0	0	0	W	17-14	
10/03	Football Team	S	3	78	26.0	32	0	0	0	0.0	0	0	0	L	30-34	
10/10	Jets	P	1	29	29.0	29	0	0	0	0.0	0	0	0	W	27-20	
10/24	at Dolphins	S	2	43	21.5	24	0	0	0	0.0	0	0	0	W	30-28	
10/31	Panthers	S	1	25	25.0	25	0	0	0	0.0	0	0	0	L	13-19	
11/07	at Saints	S	3	65	21.7	25	0	0	0	0.0	0	0	0	W	27-25	
11/14	at Cowboys	S	0	0	0.0	0	0	0	0	0.0	0	0	0	L	3-43	
11/18	Patriots							INACTIVE							L	0-25
11/28	at Jaguars	S	0	0	0.0	0	0	0	0	0.0	0	0	0	W	21-14	
12/05	Buccaneers	S	0	0	0.0	0	0	0	0	0.0	0	0	0	L	17-30	
12/12	at Panthers	S	0	0	0.0	0	0	0	0	0.0	0	0	0	W	29-21	
12/19	at 49ers	S	0	0	0.0	0	0	0	0	0.0	0	0	0	L	13-31	
12/26	Lions	S	3	79	26.3	32	0	0	0	0.0	0	0	0	W	20-16	
01/02	at Bills	S	1	23	23.0	23	0	0	0	0.0	0	0	0	L	15-29	
01/09	Saints	S	0	0	0.0	0	0	0	0	0.0	0	0	0	L	20-30	
2021 TOTALS		16-13	18	434	24.1	32	0	0	0	0.0	0	0	0	7-10		

CORDARRELLE PATTERSON'S 2020 GXG REGULAR-SEASON STATISTICS (BEARS)

DATE	OPPONENT	P/S	KICKOFF RETURNS					PUNT RETURNS					W/L	SCORE	
			RET	YDS	AVG	LG	TD	NO	FC	YDS	AVG	LG			TD
09/13	at Lions	P	3	110	36.7	45	0	0	0	0	0.0	0	0	W	27-23
09/20	Giants	P	3	83	27.7	30	0	0	0	0	0.0	0	0	W	17-13
09/27	at Falcons	P	3	91	30.3	40	0	0	0	0	0.0	0	0	W	30-26
10/04	Colts	P	3	65	21.7	26	0	0	0	0	0.0	0	0	L	11-19
10/08	Buccaneers	S	3	119	39.7	47	0	0	0	0	0.0	0	0	W	20-19
10/18	at Panthers	P	0	0	0.0	0	0	0	0	0	0.0	0	0	W	23-16
10/26	at Rams	P	4	94	23.5	28	0	0	0	0	0.0	0	0	L	10-24
11/01	Saints	P	3	44	14.7	32	0	0	0	0	0.0	0	0	L	23-26+
11/08	at Titans	S	2	46	23.0	26	0	0	0	0	0.0	0	0	L	17-24
11/16	Vikings	S	2	135	67.5	104t	1	0	0	0	0.0	0	0	L	13-19
11/29	at Packers	P	2	41	20.5	21	0	0	0	0	0.0	0	0	L	25-41
12/06	Lions	P	1	45	45.0	45	0	0	0	0	0.0	0	0	L	30-34
12/13	Texans	P	0	0	0.0	0	0	0	0	0	0.0	0	0	W	36-7
12/20	at Vikings	P	3	69	23.0	30	0	0	0	0	0.0	0	0	W	33-27
12/27	at Jaguars	P	1	22	22.0	22	0	0	0	0	0.0	0	0	W	41-17
01/03	Packers	P	2	53	26.5	33	0	0	0	0	0.0	0	0	L	16-35
2020 TOTALS	16-3		35	1,017	29.1	104T	1	0	0	0	0.0	0	0	8-8	

+- Overtime

CORDARRELLE PATTERSON'S 2019 GXG REGULAR-SEASON STATISTICS (BEARS)

DATE	OPPONENT	P/S	KICKOFF RETURNS					PUNT RETURNS					W/L	SCORE	
			RET	YDS	AVG	LG	TD	NO	FC	YDS	AVG	LG			TD
09/05	Packers	P	0	0	0.0	0	0	0	0	0	0.0	0	0	L	3-10
09/15	at Broncos	S	0	0	0.0	0	0	0	0	0	0.0	0	0	W	16-14
09/23	at Redskins	S	2	52	26.0	29	0	0	0	0	0.0	0	0	W	31-15
09/29	Vikings	S	0	0	0.0	0	0	0	0	0	0.0	0	0	W	16-6
10/06	at Raiders	P	3	93	31.0	39	0	0	0	0	0.0	0	0	L	21-24
10/20	Saints	P	4	163	40.8	102t	1	0	0	0	0.0	0	0	L	25-36
10/27	Chargers	P	4	109	27.3	30	0	0	0	0	0.0	0	0	L	16-17
11/03	at Eagles	P	2	34	17.0	19	0	0	0	0	0.0	0	0	L	14-22
11/10	Lions	P	4	101	25.3	33	0	0	0	0	0.0	0	0	W	20-13
11/17	at Rams	P	2	69	34.5	36	0	0	0	0	0.0	0	0	L	7-17
11/24	Giants	P	0	0	0.0	0	0	0	0	0	0.0	0	0	W	19-14
11/28	at Lions	P	2	90	45.0	57	0	0	0	0	0.0	0	0	W	24-20
12/05	Cowboys	P	2	44	22.0	32	0	0	0	0	0.0	0	0	W	31-24
12/15	at Packers	S	2	44	22.0	26	0	0	0	0	0.0	0	0	L	13-21
12/22	Chiefs	P	1	26	26.0	26	0	0	0	0	0.0	0	0	L	3-26
12/29	at Vikings	P	0	0	0.0	0	0	0	0	0	0.0	0	0	W	21-19
2019 TOTALS	16-4		28	825	29.5	102T	1	0	0	0	0.0	0	0	8-8	

CORDARRELLE PATTERSON'S 2018 GXG REGULAR-SEASON STATISTICS (PATRIOTS)

DATE	OPPONENT	P/S	KICKOFF RETURNS					PUNT RETURNS					W/L	SCORE	
			RET	YDS	AVG	LG	TD	NO	FC	YDS	AVG	LG			TD
09/09	Texans	S	1	19	19.0	19	0	0	0	0	0.0	0	0	W	27-20
09/16	at Jaguars	P	1	25	25.0	25	0	0	0	0	0.0	0	0	L	20-31
09/23	at Lions	P	4	113	28.3	45	0	0	0	0	0.0	0	0	L	10-26
09/30	Dolphins	P	0	0	0.0	0	0	0	0	0	0.0	0	0	W	38-7
10/04	Colts	P	0	0	0.0	0	0	0	0	0	0.0	0	0	W	38-24
10/14	Chiefs	P	1	30	30.0	30	0	0	0	0	0.0	0	0	W	43-40
10/21	at Bears	S	4	179	44.8	95t	1	0	0	0	0.0	0	0	W	38-31
10/29	at Bills	S	1	21	21.0	21	0	0	0	0	0.0	0	0	W	25-6
11/04	Packers	P	2	64	32.0	36	0	0	0	0	0.0	0	0	W	31-17
11/11	at Titans	S	3	74	24.7	31	0	0	0	0	0.0	0	0	L	10-34
11/25	at Jets	P	0	0	0.0	0	0	0	0	0	0.0	0	0	W	27-13
12/02	Vikings	P	2	55	27.5	34	0	0	0	0	0.0	0	0	W	24-10
12/09	at Dolphins	S	1	30	30.0	30	0	0	0	0	0.0	0	0	L	33-34
12/16	at Steelers	P	1	23	23.0	23	0	0	0	0	0.0	0	0	L	10-17
12/23	Bills	P	2	30	15.0	18	0	0	0	0	0.0	0	0	W	24-12
12/30	Jets													W	38-3
ON INACTIVE LIST															
2018 TOTALS		15-5	23	663	28.8	95T	1	0	0	0	0.0	0	0	W	11-5

CORDARRELLE PATTERSON'S 2017 GXG REGULAR-SEASON STATISTICS (RAIDERS)

DATE	OPPONENT	P/S	KICKOFF RETURNS					PUNT RETURNS					W/L	SCORE	
			RET	YDS	AVG	LG	TD	NO	FC	YDS	AVG	LG			TD
09/10	at Titans	P	1	41	41.0	41	0	0	0	0	0.0	0	0	W	26-16
09/17	Jets	P	3	70	23.3	31	0	0	0	0	0.0	0	0	W	45-20
09/24	at Redskins	P	1	27	27.0	27	0	0	0	0	0.0	0	0	L	10-27
10/01	at Broncos	P	2	70	35.0	49	0	0	0	0	0.0	0	0	L	10-16
10/08	Ravens	P	1	31	31.0	31	0	0	0	0	0.0	0	0	L	17-30
10/15	Chargers	P	1	39	39.0	39	0	0	0	0	0.0	0	0	L	16-17
10/19	Chiefs	P	1	19	19.0	19	0	0	0	0	0.0	0	0	W	31-30
10/29	at Bills	S	1	43	43.0	43	0	0	0	0	0.0	0	0	L	14-34
11/05	at Dolphins	P	2	61	30.5	35	0	0	0	0	0.0	0	0	W	27-24
11/19	Patriots	P	0	0	0.0	0	0	0	0	0	0.0	0	0	L	8-33
11/26	Broncos	P	1	5	5.0	5	0	0	0	0	0.0	0	0	W	21-14
12/03	Giants	S	0	0	0.0	0	0	0	0	0	0.0	0	0	W	24-17
12/10	at Chiefs	P	0	0	0.0	0	0	0	0	0	0.0	0	0	L	15-26
12/17	Cowboys	P	4	103	25.8	44	0	0	0	0	0.0	0	0	L	17-20
12/25	at Eagles	P	0	0	0.0	0	0	0	0	0	0.0	0	0	L	10-19
12/31	at Chargers	P	1	29	29.0	29	0	0	0	0	0.0	0	0	L	10-30
2017 TOTALS		16-2	19	538	28.3	49	0	0	0	0	0.0	0	0	W	6-10

CORDARRELLE PATTERSON'S 2016 GXG REGULAR-SEASON STATISTICS (VIKINGS)

DATE	OPPONENT	P/S	KICKOFF RETURNS					PUNT RETURNS					W/L	SCORE	
			RET	YDS	AVG	LG	TD	NO	FC	YDS	AVG	LG			TD
09/11	at Titans	P	1	61	61.0	61	0	0	0	9	0.0	9	0	W	25-16
09/18	Packers	P	2	62	31.0	37	0	0	0	0	0.0	0	0	W	17-14
09/25	at Panthers	S	2	40	20.0	25	0	0	0	0	0.0	0	0	W	22-10
10/03	Giants	P	1	29	29.0	29	0	0	0	0	0.0	0	0	W	24-10
10/09	Texans	S	1	17	17.0	17	0	0	0	0	0.0	0	0	W	31-13
10/23	at Eagles	S	0	0	0.0	0	0	0	0	0	0.0	0	0	L	10-21
10/31	at Bears	P	2	36	18.0	21	0	0	0	0	0.0	0	0	L	10-20
11/06	Lions	S	3	87	29.0	32	0	0	0	0	0.0	0	0	L	16-22+
11/13	at Redskins	P	2	44	22.0	26	0	0	0	0	0.0	0	0	L	20-26
11/20	Cardinals	S	1	104	104.0	104t	1	0	0	0	0.0	0	0	W	30-24
11/24	at Lions	S	1	20	20.0	20	0	0	0	0	0.0	0	0	L	13-16
12/01	Cowboys	P	3	80	26.7	35	0	1	1	0	0.0	0	0	L	15-17
12/11	at Jaguars	S	1	53	53.0	53	0	0	0	0	0.0	0	0	W	25-16
12/18	Colts	P	4	124	31.0	40	0	0	0	0	0.0	0	0	L	6-34
12/24	at Packers	S	0	0	0.0	0	0	0	0	0	0.0	0	0	L	25-38
01/01	Bears	P	1	35	35.0	35	0	0	0	0	0.0	0	0	W	38-10
2016 TOTALS	16-8		25	792	31.7	104T	1	1	1	9	9.0	9	0	8-8	

+ - Overtime

CORDARRELLE PATTERSON'S 2015 GXG REGULAR-SEASON STATISTICS (VIKINGS)

DATE	OPPONENT	P/S	KICKOFF RETURNS					PUNT RETURNS					W/L	SCORE	
			RET	YDS	AVG	LG	TD	NO	FC	YDS	AVG	LG			TD
09/14	at 49ers	P	1	21	21.0	21	0	0	0	0	0.0	0	0	L	3-20
09/20	Lions	P	2	62	31.0	33	0	0	0	0	0.0	0	0	W	26-16
09/27	Chargers	P	2	53	26.5	32	0	0	0	0	0.0	0	0	W	31-14
10/04	at Broncos	S	2	34	17.0	20	0	0	0	0	0.0	0	0	L	20-23
10/18	Chiefs	P	2	51	25.5	33	0	0	0	0	0.0	0	0	W	16-10
10/25	at Lions	P	4	107	26.8	30	0	0	0	0	0.0	0	0	W	28-19
11/01	at Bears	P	2	43	21.5	26	0	0	0	0	0.0	0	0	W	23-20
11/08	Rams	P	3	75	25.0	42	0	0	0	0	0.0	0	0	W	21-18+
11/15	at Raiders	P	1	93	93.0	93t	1	0	0	0	0.0	0	0	W	30-14
11/22	Packers	P	3	103	34.3	52	0	0	0	0	0.0	0	0	L	13-30
11/29	at Falcons	P	0	0	0.0	0	0	0	0	0	0.0	0	0	W	20-10
12/06	Seahawks	P	5	198	39.6	101t	1	0	0	0	0.0	0	0	L	7-38
12/10	at Cardinals	P	3	93	31.0	41	0	0	0	0	0.0	0	0	L	20-23
12/20	Bears	P	0	0	0.0	0	0	0	0	0	0.0	0	0	W	38-17
12/27	Giants	P	1	16	16.0	16	0	0	0	0	0.0	0	0	W	49-17
01/03	at Packers	P	1	70	70.0	70	0	0	0	0	0.0	0	0	W	20-13
2015 TOTALS	16-1		32	1,019	31.8	101T	2	0	0	0	0.0	0	0	11-5	

+ - Overtime

CORDARRELLE PATTERSON'S 2014 GXG REGULAR-SEASON STATISTICS (VIKINGS)

DATE	OPPONENT	P/S	KICKOFF RETURNS					PUNT RETURNS					W/L	SCORE	
			RET	YDS	AVG	LG	TD	NO	FC	YDS	AVG	LG			TD
09/07	at Rams	S	2	48	24.0	29	0	0	0	0	0.0	0	0	W	34-6
09/14	Patriots	S	1	23	23.0	23	0	0	0	0	0.0	0	0	L	7-30
09/21	at Saints	P	4	120	30.0	43	0	0	0	0	0.0	0	0	L	9-20
09/28	Falcons	S	2	86	43.0	49	0	0	0	0	0.0	0	0	W	41-28
10/02	at Packers	S	3	59	19.7	27	0	0	0	0	0.0	0	0	L	10-42
10/12	Lions	S	1	15	15.0	15	0	0	0	0	0.0	0	0	L	3-17
10/19	at Bills	P	3	40	13.3	24	0	0	0	0	0.0	0	0	L	16-17
10/26	at Buccaneers	S	3	79	26.3	31	0	0	0	0	0.0	0	0	W	19-13+
11/02	Redskins	S	3	70	23.3	32	0	0	0	0	0.0	0	0	W	29-26
11/16	at Bears	P	1	21	21.0	21	0	0	0	0	0.0	0	0	L	13-21
11/23	Packers	P	2	75	37.5	42	0	0	0	0	0.0	0	0	L	21-24
11/30	Panthers	P	1	28	28.0	28	0	0	0	0	0.0	0	0	W	31-13
12/07	Jets	P	4	86	21.5	29	0	0	0	0	0.0	0	0	W	30-24+
12/14	at Lions	P	2	74	37.0	51	0	0	0	0	0.0	0	0	L	14-16
12/21	at Dolphins	P	2	47	23.5	29	0	0	0	0	0.0	0	0	L	35-37
12/28	Bears	P	0	0	0.0	0	0	0	0	0	0.0	0	0	W	13-9
2014 TOTALS	16-7		34	871	25.6	51	0	0	0	0	0.0	0	0	7-9	

+ - Overtime

CORDARRELLE PATTERSON'S 2013 GXG REGULAR-SEASON STATISTICS (VIKINGS)

DATE	OPPONENT	P/S	KICKOFF RETURNS					PUNT RETURNS					W/L	SCORE	
			RET	YDS	AVG	LG	TD	NO	FC	YDS	AVG	LG			TD
09/08	at Lions	P	2	54	27.0	30	0	0	0	0	0.0	0	0	L	24-34
09/15	at Bears	P	3	149	49.7	105t	1	0	0	0	0.0	0	0	L	30-31
09/22	Browns	P	2	59	29.5	30	0	0	0	0	0.0	0	0	L	27-31
09/29	Steelers	P	5	144	28.8	42	0	0	0	0	0.0	0	0	W	34-27
10/13	Panthers	P	0	0	0.0	0	0	0	0	0	0.0	0	0	L	10-35
10/21	at Giants	P	1	69	69.0	69	0	0	0	0	0.0	0	0	L	7-23
10/27	Packers	P	5	228	45.6	109t	1	0	0	0	0.0	0	0	L	31-44
11/03	at Cowboys	P	4	105	26.3	45	0	0	0	0	0.0	0	0	L	23-27
11/07	Redskins	P	2	37	18.5	23	0	0	0	0	0.0	0	0	W	34-27
11/17	at Seahawks	S	4	117	29.3	35	0	0	0	0	0.0	0	0	L	20-41
11/24	at Packers	P	4	126	31.5	57	0	0	0	0	0.0	0	0	T	26-26+
12/01	Bears	S	0	0	0.0	0	0	0	0	0	0.0	0	0	W	23-20+
12/08	at Ravens	S	4	111	27.8	42	0	0	0	0	0.0	0	0	L	26-29
12/15	Eagles	S	0	0	0.0	0	0	0	1	0	0.0	0	0	W	48-30
12/22	at Bengals	S	4	143	35.8	48	0	0	0	0	0.0	0	0	L	14-42
12/29	Lions	S	3	51	17.0	23	0	0	0	0	0.0	0	0	W	14-13
2013 TOTALS	16-6		43	1,393	32.4	109T	2	0	1	0	0.0	0	0	5-10	

+ - Overtime

CORDARRELLE PATTERSON'S 2020 GXG POSTSEASON STATISTICS (BEARS)

DATE	OPPONENT	P/S	KICKOFF RETURNS					PUNT RETURNS					W/L	SCORE	
			RET	YDS	AVG	LG	TD	NO	FC	YDS	AVG	LG			TD
01/10	at Saints	P	2	68	34.0	42	0	0	0	0	0.0	0	0	L	9-21
2020 TOTALS	1-0		2	68	34.0	42	0	0	0	0	0.0	0	0	0-1	

CORDARRELLE PATTERSON'S 2018 GXG POSTSEASON STATISTICS (PATRIOTS)

DATE	OPPONENT	P/S	KICKOFF RETURNS					PUNT RETURNS					W/L	SCORE	
			RET	YDS	AVG	LG	TD	NO	FC	YDS	AVG	LG			TD
01/13	Chargers	P	1	23	23.0	23	0	0	0	0	0.0	0	0	W	41-28
01/20	at Chiefs	P	3	80	26.7	38	0	0	0	0	0.0	0	0	W	37-31+
02/03	at Rams	P	1	38	38.0	38	0	0	0	0	0.0	0	0	W	13-3
2018 TOTALS	3-0		5	141	28.2	38	0	0	0	0	0.0	0	0	3-0	

+ - Overtime

CORDARRELLE PATTERSON'S 2015 GXG POSTSEASON STATISTICS (VIKINGS)

DATE	OPPONENT	P/S	KICKOFF RETURNS					PUNT RETURNS					W/L	SCORE	
			RET	YDS	AVG	LG	TD	NO	FC	YDS	AVG	LG			TD
01/10	Seahawks	P	3	65	21.7	34	0	0	0	0	0.0	0	0	L	9-10
2015 TOTALS		1-0	3	65	21.7	34	0	0	0	0	0.0	0	0	0-1	



BRADLEY PINION

Punter

13

BIRTHDATE

06/01/94

HEIGHT

6'5"

WEIGHT

255 LBS

NFL EXP.

8 YRS

ACQUIRED

FA-'22

HOMETOWN

CONCORD, N.C.

COLLEGE

CLEMSON

CAREER

- » Appeared in 111 games over seven seasons with the 49ers and Buccaneers and averaged 43.7 yards per punt (39.6 net avg.) on 502 punts, including 173 inside the 20-yard line before being signed by the Falcons.
- » Played in 15 games for Tampa Bay last season and averaged 42.5 yards per punt on 56 punts, including 23 inside the 20-yard-line.
- » Earned NFC Special Teams Player of the Week in Week 1 in 2021.
- » Won Super Bowl LV as a member of the Buccaneers in 2020.
- » Set an NFL single-season record in 2019 with 88 touchbacks on kickoffs. Posted the second-most ever touchbacks in 2020, with 85.

COLLEGE

- » Played three seasons (2012-14) at the University of Clemson.
- » Appeared in 34 games for the Tigers and punted 140 times for 5,754 yards (41.1 average), with 55 punts inside the 20 and a 39.2 net average.
- » Declared for the NFL Draft following his junior season at Clemson.

PERSONAL

- » Attended Northwest Cabarrus High School (Concord, North Carolina), where he earned USA Today High School All-American honors.
- » Born Bradley Alexander Pinion on June 1, 1994, in Mecklenburg, North Carolina.

REGULAR SEASON COMPARISON: PUNTING - NEW ORLEANS SAINTS

DATE	OPP	W/L	GP/GS	NO.	YDS.	AVG.	TB	I20	LG
11/6/16	SF vs. NO	L	P	2	85	42.5	0	0	51
10/6/19	TB @ NO	L	P	6	263	43.8	0	2	48
11/17/19	TB vs. NO	L	P	3	129	43.0	0	1	46
9/13/20	TB @ NO	L	P	5	236	47.2	0	0	59
11/8/20	TB vs. NO	L	P	4	161	40.3	0	0	49
10/31/21	TB @ NO	L	P	3	126	42.0	0	2	54
12/19/21	TB vs. NO	L	P	8	336	42.0	0	3	53
TOTALS		0/7	7/0	31	1,336	43.1	0	8	59

POSTSEASON COMPARISON: PUNTING - NEW ORLEANS SAINTS

DATE	OPP	W/L	GP/GS	NO.	YDS.	AVG.	TB	I20	LG
1/17/21	TB @ NO	W	P	4	183	45.8	0	2	48
TOTALS		1/0	1/0	4	183	45.8	0	2	48

BRADLEY PINION'S NFL REGULAR SEASON PUNTING STATISTICS

DATE	TEAM	GP	NO.	YDS.	AVG.	OPP.		NET					BK
						RET.	YDS.	YDS.	AVG.	TB	IN20	LG	
2021	Buccaneers	15	56	2,378	42.5	21	162	2,176	38.9	2	23	65	0
2020	Buccaneers	16	55	2,486	45.2	23	236	2,210	40.2	2	19	62	0
2019	Buccaneers	16	57	2,464	43.2	25	222	2,182	38.3	3	19	63	0
2018	49ers	16	68	2,973	43.7	23	195	2,698	39.1	4	22	64	1
2017	49ers	16	75	3,255	43.4	29	138	3,097	41.3	1	31	59	0
2016	49ers	16	100	4,402	44.0	37	345	3,977	39.8	4	28	65	0
2015	49ers	16	91	3,969	43.6	40	282	3,587	39.4	5	31	62	0
NFL TOTALS		111	502	21,927	43.7	198	1,580	19,927	39.6	21	173	65	1

BRADLEY PINION'S NFL POSTSEASON PUNTING STATISTICS

DATE	TEAM	GP	NO.	YDS.	AVG.	OPP.		NET					BK
						RET.	YDS.	YDS.	AVG.	TB	IN20	LG	
2021	Buccaneers	2	11	553	50.3	8	95	438	39.8	1	3	61	0
2020	Buccaneers	4	13	540	41.5	4	61	479	36.8	0	7	53	0
NFL TOTALS		6	24	1,093	45.5	12	156	917	38.2	1	10	61	0

BRADLEY PINION'S SINGLE-GAME HIGHS: PUNTER

Punts	9 vs. Seattle Seahawks, Nov 26, 2017 9 at Los Angeles Rams, Dec 24, 2016 ...3 more at 9.	Net Punting Avg	53.7 vs. Los Angeles Chargers, Oct 04, 2020 48.4 at Arizona Cardinals, Oct 01, 2017 48.0 vs. Oakland Raiders, Nov 01, 2018
Gross Punting Yards	433 at Chicago Bears, Dec 06, 2015 412 at St. Louis Rams, Nov 01, 2015 390 vs. Seattle Seahawks, Oct 22, 2015	Longest Punts	65 vs. Dallas Cowboys, Sep 09, 2021 65 vs. Dallas Cowboys, Oct 02, 2016 64 vs. Oakland Raiders, Nov 01, 2018
Gross Punting Avg	57.0 vs. Los Angeles Chargers, Oct 04, 2020 54.7 vs. Oakland Raiders, Nov 01, 2018 52.0 vs. Kansas City Chiefs, Nov 29, 2020	Inside the 20	4 at Arizona Cardinals, Oct 28, 2018 4 vs. Seattle Seahawks, Nov 26, 2017 ...4 more at 4.
Net Punting Yards	394 at St. Louis Rams, Nov 01, 2015 379 vs. Seattle Seahawks, Oct 22, 2015 341 at Chicago Bears, Dec 06, 2015	Special Teams Tackles	1 vs. Los Angeles Chargers, Oct 04, 2020 1 at Tennessee Titans, Oct 27, 2019 ...4 more at 1.

BRADLEY PINION'S SINGLE-GAME HIGHS - POSTSEASON: PUNTER

Punts	7 vs. Philadelphia Eagles, Jan 16, 2022 4 vs. Los Angeles Rams, Jan 23, 2022 4 vs. Kansas City Chiefs, Feb 07, 2021 ...1 more at 4.	Net Punting Avg	43.7 vs. Philadelphia Eagles, Jan 16, 2022 42.3 at Washington Football Team, Jan 09, 2021 37.5 vs. Kansas City Chiefs, Feb 07, 2021
Gross Punting Yards	341 vs. Philadelphia Eagles, Jan 16, 2022 212 vs. Los Angeles Rams, Jan 23, 2022 183 at New Orleans Saints, Jan 17, 2021	Longest Punts	61 vs. Philadelphia Eagles, Jan 16, 2022 57 vs. Los Angeles Rams, Jan 23, 2022 53 at Washington Football Team, Jan 09, 2021
Gross Punting Avg	53.0 vs. Los Angeles Rams, Jan 23, 2022 48.7 vs. Philadelphia Eagles, Jan 16, 2022 45.8 at New Orleans Saints, Jan 17, 2021	Inside the 20	3 vs. Philadelphia Eagles, Jan 16, 2022 2 at Green Bay Packers, Jan 24, 2021 2 at New Orleans Saints, Jan 17, 2021 ...1 more at 2.
Net Punting Yards	306 vs. Philadelphia Eagles, Jan 16, 2022 150 vs. Kansas City Chiefs, Feb 07, 2021 132 vs. Los Angeles Rams, Jan 23, 2022	Special Teams Tackles	1 vs. Kansas City Chiefs, Feb 07, 2021

BRADLEY PINION'S 2021 GXG REGULAR-SEASON STATISTICS (BUCCANEERS)

DATE	OPPONENT		NO.	YDS.	AVG.	OPP. RET.	YDS.	NET YDS.	AVG	TB	IN20	LG	BK	W/L	SCORE
09/09	Cowboys	P	4	197	49.3	2	14	183	45.8	0	3	65	0	W	31-29
09/19	Falcons	P	4	189	47.3	2	11	178	44.5	0	2	57	0	W	48-25
09/26	at Rams	P	4	145	36.3	1	9	136	34.0	0	1	53	0	L	24-34
10/03	at Patriots	P	4	170	42.5	2	17	133	33.3	1	0	55	0	W	19-17
10/10	Dolphins	P	1	41	41.0	0	0	41	41.0	0	1	41	0	W	45-17
10/14	at Eagles	P	3	127	42.3	1	0	127	42.3	0	2	44	0	W	28-22
10/24	Bears	P	4	161	40.3	2	13	128	32.0	1	1	49	0	W	38-3
10/31	at Saints	P	3	126	42.0	1	12	114	38.0	0	2	54	0	L	27-36
11/14	at Football Team	P	3	124	41.3	1	10	114	38.0	0	2	46	0	L	19-29
11/22	Giants	P	3	136	45.3	0	0	136	45.3	0	2	55	0	W	30-10
11/28	at Colts	P	4	164	41.0	3	22	142	35.5	0	1	55	0	W	38-31
12/05	at Falcons	P	3	133	44.3	1	7	126	42.0	0	2	60	0	W	30-17
12/12	Bills	P	5	196	39.2	2	9	187	37.4	0	1	55	0	W	33-27+
12/19	Saints	P	8	336	42.0	3	38	298	37.3	0	3	53	0	L	0-9
12/26	at Panthers		ON INACTIVE LIST												
01/02	at Jets		DID NOT PLAY												
01/09	Panthers	P	3	133	44.3	0	0	133	44.3	0	0	46	0	W	41-17
2021 TOTALS			15	56	2,378	42.5	21	162	2,176	38.9	2	23	65	0	13-4

+ - Overtime

BRADLEY PINION'S 2020 GXG REGULAR-SEASON STATISTICS (BUCCANEERS)

DATE	OPPONENT		NO.	YDS.	AVG.	OPP. RET.	YDS.	NET YDS.	AVG	TB	IN20	LG	BK	W/L	SCORE
09/13	at Saints	P	5	236	47.2	4	59	177	35.4	0	0	59	0	L	23-34
09/20	Panthers	P	4	168	42.0	2	-1	169	42.3	0	2	49	0	W	31-17
09/27	at Broncos	P	5	219	43.8	0	0	199	39.8	1	3	58	0	W	28-10
10/04	Chargers	P	3	171	57.0	1	10	161	53.7	0	2	58	0	W	38-31
10/08	at Bears	P	3	140	46.7	1	6	134	44.7	0	1	56	0	L	19-20
10/18	Packers	P	5	192	38.4	0	0	192	38.4	0	1	47	0	W	38-10
10/25	at Raiders	P	3	128	42.7	0	0	128	42.7	0	1	49	0	W	45-20
11/02	at Giants	P	3	126	42.0	1	11	115	38.3	0	1	49	0	W	25-23
11/08	Saints	P	4	161	40.3	3	30	131	32.8	0	0	49	0	L	3-38
11/15	at Panthers	P	0	0	0.0	0	0	0	0.0	0	0	0	0	W	46-23
11/23	Rams	P	5	245	49.0	2	4	221	44.2	1	2	59	0	L	24-27
11/29	Chiefs	P	4	208	52.0	4	20	188	47.0	0	1	62	0	L	24-27
12/13	Vikings	P	3	151	50.3	2	15	136	45.3	0	1	61	0	W	26-14
12/20	at Falcons	P	5	209	41.8	1	4	205	41.0	0	3	52	0	W	31-27
12/26	at Lions	P	3	132	44.0	2	78	54	18.0	0	1	49	0	W	47-7
01/03	Falcons	P	0	0	0.0	0	0	0	0.0	0	0	0	0	W	44-27
2020 TOTALS			16	55	2,486	45.2	23	236	2,210	40.2	2	19	62	0	11-5

BRADLEY PINION'S 2019 GXG REGULAR-SEASON STATISTICS (BUCCANEERS)

DATE	OPPONENT		NO.	YDS.	AVG.	OPP. RET.	YDS.	NET YDS.	AVG	TB	IN20	LG	BK	W/L	SCORE
09/08	49ers	P	2	42	21.0	0	0	42	21.0	0	1	39	0	L	17-31
09/12	at Panthers	P	6	295	49.2	4	39	256	42.7	0	2	63	0	W	20-14
09/22	Giants	P	4	179	44.8	1	13	146	36.5	1	1	49	0	L	31-32
09/29	at Rams	P	2	88	44.0	0	0	68	34.0	1	0	46	0	W	55-40
10/06	at Saints	P	6	263	43.8	3	8	255	42.5	0	2	48	0	L	24-31
10/13	Panthers	P	6	267	44.5	1	10	257	42.8	0	1	49	0	L	26-37
10/27	at Titans	P	3	129	43.0	0	0	129	43.0	0	2	50	0	L	23-27
11/03	at Seahawks	P	4	161	40.3	2	15	146	36.5	0	1	45	0	L	34-40+
11/10	Cardinals	P	3	142	47.3	1	2	140	46.7	0	2	49	0	W	30-27
11/17	Saints	P	3	129	43.0	3	32	97	32.3	0	1	46	0	L	17-34
11/24	at Falcons	P	4	175	43.8	3	8	167	41.8	0	3	54	0	W	35-22
12/01	at Jaguars	P	4	193	48.3	2	48	125	31.3	1	0	63	0	W	28-11
12/08	Colts	P	2	91	45.5	2	34	57	28.5	0	0	46	0	W	38-35
12/15	at Lions	P	3	109	36.3	0	0	109	36.3	0	2	40	0	W	38-17
12/21	Texans	P	2	81	40.5	1	10	71	35.5	0	1	42	0	L	20-23
12/29	Falcons	P	3	120	40.0	2	3	117	39.0	0	0	46	0	L	22-28+
2019 TOTALS			16	57	2,464	43.2	25	222	2,182	38.3	3	19	63	0	7-9

+ - Overtime

BRADLEY PINION'S 2021 GXG POSTSEASON STATISTICS (BUCCANEERS)

DATE	OPPONENT		NO.	YDS.	AVG.	OPP. RET.	YDS.	NET YDS.	AVG	TB	IN20	LG	BK	W/L	SCORE
01/16	Eagles	P	7	341	48.7	5	35	306	43.7	0	3	61	0	W	31-15
01/23	Rams	P	4	212	53.0	3	60	132	33.0	1	0	57	0	L	27-30
2021 TOTALS			2	11	553	50.3	8	95	438	39.8	1	3	61	0	1-1

BRADLEY PINION'S 2020 GXG POSTSEASON STATISTICS (BUCCANEERS)

DATE	OPPONENT		NO.	YDS.	AVG.	OPP. RET.	YDS.	NET YDS.	AVG	TB	IN20	LG	BK	W/L	SCORE
01/09	at Football Team	P	3	127	42.3	0	0	127	42.3	0	2	53	0	W	31-23
01/17	at Saints	P	4	183	45.8	3	61	122	30.5	0	2	48	0	W	30-20
01/24	at Packers	P	2	80	40.0	0	0	80	40.0	0	2	46	0	W	31-26
02/07	Chiefs	P	4	150	37.5	1	0	150	37.5	0	1	40	0	W	31-9
2020 TOTALS			4	13	540	41.5	4	61	479	36.8	0	7	53	0	4-0



KYLE PITTS

Tight End

8

BIRTHDATE
10/06/00

HEIGHT
6'6"

WEIGHT
247 LBS

NFL EXP.
2 YRS

ACQUIRED
D1 '21

HOMETOWN
PHILADELPHIA, PA.

COLLEGE
FLORIDA

CAREER

- » Played in 17 games (15 starts) totalling 68 receptions for 1,026 yards (15.1 avg.) and one touchdown as a rookie in 2021.
- » Joined Pro Football Hall of Famer Mike Ditka (1,076 yards in 1961) as the only rookie tight ends to record at least 1,000 receiving yards in NFL history.
- » Surpassed Pro Football Hall of Famer Tony Gonzalez (930 in 2012) for the most receiving yards by a tight end in a single season in franchise history.
- » Surpassed Julio Jones (959 in 2011) for the most receiving yards by a rookie in franchise history, regardless of position.
- » Finished with seven receptions for a career-high 163 receiving yards in Week 7 vs. Miami in 2021. His 163 yards were the fourth-most receiving yards by a rookie tight end in a single game in NFL history.
- » Eclipsed 100 receiving yards in back-to-back games (NY; at MIA), becoming the second rookie tight end to accomplish the feat in back-to-back games in NFL history.

COLLEGE

- » Played three seasons (2018-20) at the University of Florida in Gainesville, Fla.
- » Tallied 100 receptions for 1,492 yards (14.9 avg.) and 18 touchdowns in 32 career games.
- » Recorded 43 receptions for 770 yards (17.9 avg.) and 12 touchdowns in eight games as a junior in 2020, earning unanimous first-team All-America honors and the Mackey Award, given to college football's most outstanding tight end.
- » Finished with 54 receptions for 649 yards (12.0 avg.) and five touchdowns in 13 games in 2019.
- » Totaled three receptions for 73 yards and one touchdown as a freshman in 2018.

PERSONAL

- » Attended Archbishop Wood High School in Philadelphia to an 11-2 record and a state championship as a senior in 2017.
- » Totaled four total tackles, two interceptions and a touchdown reception in the state championship game.
- » Earned Under Armour All-America honors in 2017.

HONORS

- » Pro Bowl Selection (1x - 2021)

TRANSACTIONS

- » Selected by the Atlanta Falcons in the first round (fourth overall) of the 2021 NFL Draft.

REGULAR SEASON COMPARISON: RECEIVING - NEW ORLEANS SAINTS

DATE	OPP	W/L	GP/GS	REC	YDS.	AVG.	TD	LG	TGTS	YAC
11/7/21	ATL @ NO	W	S	3	62	20.7	0	39	7	24
1/9/22	ATL vs. NO	L	P	2	8	4.0	0	7	5	5
TOTALS			1/1 2/1	5	70	14.0	0	39	12	29

KYLE PITTS' NFL REGULAR SEASON RUSHING/RECEIVING STATISTICS

DATE	TEAM	RECEIVING					RUSHING						
		GP	GS	NO.	YDS.	AVG.	LG	TD	NO.	YDS.	AVG.	LG	TD
2021	Falcons	17	15	68	1,026	15.1	61	1	0	0	0.0	0	0
NFL TOTALS		17	15	68	1,026	15.1	61	1	0	0	0.0	0	0

KYLE PITTS' NFL REGULAR SEASON RETURN STATISTICS

		KICKOFF RETURNS					PUNT RETURNS					
DATE	TEAM	RET.	YDS.	AVG.	LG	TD	NO.	FC	YDS.	AVG.	LG	TD
2021	Falcons	0	0	0.0	0	0	0	0	0	0.0	0	0
NFL TOTALS		0	0	0.0	0	0	0	0	0	0.0	0	0

KYLE PITTS' SINGLE-GAME HIGHS: RECEIVING

Receptions	9 vs. New York Jets, Oct 10, 2021 7 at Miami Dolphins, Oct 24, 2021 6 vs. Detroit Lions, Dec 26, 2021	Receiving TDs	1 vs. New York Jets, Oct 10, 2021
Receiving Yards	163 at Miami Dolphins, Oct 24, 2021 119 vs. New York Jets, Oct 10, 2021 102 vs. Detroit Lions, Dec 26, 2021	All-Purpose Yards	163 at Miami Dolphins, Oct 24, 2021 119 vs. New York Jets, Oct 10, 2021 102 vs. Detroit Lions, Dec 26, 2021
Receiving Average	23.3 at Miami Dolphins, Oct 24, 2021 20.7 at New Orleans Saints, Nov 07, 2021 19.3 at San Francisco 49ers, Dec 19, 2021	Most TDs	1 vs. New York Jets, Oct 10, 2021
Longest Receptions	61 at Buffalo Bills, Jan 02, 2022 49 at San Francisco 49ers, Dec 19, 2021 39 at New Orleans Saints, Nov 07, 2021 ...2 more at 39.	Miscellaneous Tackles	1 at Jacksonville Jaguars, Nov 28, 2021 1 at Dallas Cowboys, Nov 14, 2021 ...1 more at 1.

KYLE PITTS' 100-YARD RECEIVING GAMES (3): REGULAR SEASON

DATE	TEAM	NO.	YDS.	AVG.	LG	TD
10/10/21	JETS	9	119	13.2	39	1
10/24/21	at Dolphins	7	163	23.3	39	0
12/26/21	LIONS	6	102	17.0	35	0

KYLE PITTS' 2021 GYG REGULAR-SEASON STATISTICS (FALCONS)

		RECEIVING							RUSHING						
DATE	OPPONENT	P/S	NO.	YDS.	AVG.	LG	TD	NO.	YDS.	AVG.	LG	TD	W/L	SCORE	
09/12	Eagles	S	4	31	7.8	18	0	0	0	0.0	0	0	L	6-32	
09/19	at Buccaneers	S	5	73	14.6	24	0	0	0	0.0	0	0	L	25-48	
09/26	at Giants	S	2	35	17.5	25	0	0	0	0.0	0	0	W	17-14	
10/03	Football Team	S	4	50	12.5	15	0	0	0	0.0	0	0	L	30-34	
10/10	Jets	S	9	119	13.2	39	1	0	0	0.0	0	0	W	27-20	
10/24	at Dolphins	S	7	163	23.3	39	0	0	0	0.0	0	0	W	30-28	
10/31	Panthers	S	2	13	6.5	11	0	0	0	0.0	0	0	L	13-19	
11/07	at Saints	S	3	62	20.7	39	0	0	0	0.0	0	0	W	27-25	
11/14	at Cowboys	S	4	60	15.0	18	0	0	0	0.0	0	0	L	3-43	
11/18	Patriots	P	3	29	9.7	16	0	0	0	0.0	0	0	L	0-25	
11/28	at Jaguars	S	2	26	13.0	19	0	0	0	0.0	0	0	W	21-14	
12/05	Buccaneers	S	4	48	12.0	29	0	0	0	0.0	0	0	L	17-30	
12/12	at Panthers	S	5	61	12.2	23	0	0	0	0.0	0	0	W	29-21	
12/19	at 49ers	S	4	77	19.3	49	0	0	0	0.0	0	0	L	13-31	
12/26	Lions	S	6	102	17.0	35	0	0	0	0.0	0	0	W	20-16	
01/02	at Bills	S	2	69	34.5	61	0	0	0	0.0	0	0	L	15-29	
01/09	Saints	P	2	8	4.0	7	0	0	0	0.0	0	0	L	20-30	
2021 TOTALS		17-15	68	1,026	15.1	61	1	0	0	0.0	0	0	7-10		



MYCOLE PRUITT

Tight End

85

BIRTHDATE

03/24/92

HEIGHT

6'2"

WEIGHT

258 LBS

NFL EXP.

7 YRS

ACQUIRED

PS-'22

HOMETOWN

SOUTH BEND, IND.

COLLEGE

SOUTHERN ILLINOIS

CAREER

- » Tallied 46 receptions for 488 yards (10.6 avg.) and seven touchdowns in 79 games (27 starts) for the Vikings, Bears, Texans and Titans before being signed by the Falcons.
- » Set career highs for receptions (14), receiving yards (145) and touchdown receptions (three) in 16 games (nine starts) for the Titans in 2021.
- » Appeared in 11 games (four starts) for Tennessee in 2020 and caught five passes for 49 yards (9.8 avg.) and two touchdowns.
- » Totaled six receptions for 90 yards (15.0 avg.) and one touchdown in 16 games (career-high 10 starts) for Tennessee in 2019.
- » Caught nine passes for 102 yards (11.3 avg.) and one touchdown in 15 games (one start) for Tennessee in 2018.
- » Tallied 12 receptions for 102 yards in 21 games over his first three seasons in the NFL with the Vikings, Bears and Texans.

COLLEGE

- » Played four seasons (2011-14) at Southern Illinois University in Carbondale, Ill.

- » Named the best tight end in the history of the Missouri Valley Football Conference as part of the conference's 30-year anniversary.
- » Finished his career as the Missouri Valley Football Conference's all-time leader in career receptions (211), receiving yards (2,601) and receiving touchdowns (25) among tight ends.
- » Named a consensus First-Team All-American following the 2013 and 2014 seasons.
- » Twice named the CFP's FCS Tight End of the Year (2013, 2014).
- » Holds the Southern Illinois career record for receptions with 221.
- » Holds the Southern Illinois single-season record for receptions with 81.

PERSONAL

- » Attended Kirkwood High School in Kirkwood, Mo.
- » Named all-conference three times as a defensive end and as a tight end as a senior.
- » Played volleyball, track and field and basketball in high school, leading his basketball team to a 2008-09 district title.

TRANSACTIONS

- » Selected by the Minnesota Vikings in the fifth round (143rd overall) of the 2015 NFL Draft.
- » Released by Minnesota on Nov. 8, 2016.
- » Signed to the Vikings practice squad on Nov. 10, 2016.
- » Signed to the Chicago Bears active roster on Dec. 13, 2016.
- » Released by Chicago on Sept. 2, 2017.
- » Signed to the Buffalo Bills practice squad on Sept. 4, 2017.
- » Released from the Bills practice squad on Sept. 14, 2017.
- » Signed to the Houston Texans practice squad on Sept. 16, 2017.
- » Signed to Houston's active roster on Dec. 5, 2017.
- » Released by the Texans on Sept. 2, 2018.
- » Signed to Houston's practice squad on Sept. 4, 2018.
- » Signed to the Tennessee Titans active roster on Sept. 10, 2018.
- » Signed by the Titans as an unrestricted free agent on March 24, 2020.
- » Signed by the San Francisco 49ers as an unrestricted free agent on June 2, 2021.
- » Released by the 49ers on Aug. 31, 2021.

- » Signed to the Titans practice squad on Sept. 3, 2021.
- » Signed to Tennessee's active roster on Sept. 11, 2021.
- » Signed by the Atlanta Falcons on Aug. 8, 2022.
- » Released by the Falcons on Aug. 30, 2022.
- » Signed to Atlanta's practice squad on Aug. 31, 2022.

REGULAR SEASON COMPARISON: RECEIVING - NEW ORLEANS SAINTS

DATE	OPP	W/L	GP/GS	REC	YDS.	AVG.	TD	LG	TGTS	YAC
12/22/19	TEN vs. NO	L	5	2	15	7.5	0	10	2	11
11/14/21	TEN vs. NO	W	5	1	2	2.0	1	2t	1	0
TOTALS		1/1	2/2	3	17	5.7	1	2t	3	11

MYCOLE PRUITT'S NFL REGULAR SEASON RUSHING/RECEIVING STATISTICS

		RECEIVING						RUSHING					
DATE	TEAM	GP	GS	NO.	YDS.	AVG.	LG	TD	NO.	YDS.	AVG.	LG	TD
2021	Titans	15	8	14	145	10.4	22	3	0	0	0.0	0	0
Went from San Francisco to Tennessee .													
2021	49ers	0	0	0	0	0.0	0	0	0	0	0.0	0	0
2021	TOTAL	15	8	14	145	10.4	22	3	0	0	0.0	0	0
2020	Titans	11	4	5	49	9.8	22t	2	0	0	0.0	0	0
2019	Titans	16	10	6	90	15.0	42	1	0	0	0.0	0	0
2018	Titans	15	1	9	102	11.3	27	1	0	0	0.0	0	0
Went from Houston to Tennessee .													
2018	Texans	0	0	0	0	0.0	0	0	0	0	0.0	0	0
2018	TOTAL	15	1	9	102	11.3	27	1	0	0	0.0	0	0
2017	Texans	1	0	0	0	0.0	0	0	0	0	0.0	0	0
Went from Buffalo to Houston .													
2017	Bills	0	0	0	0	0.0	0	0	0	0	0.0	0	0
2017	TOTAL	1	0	0	0	0.0	0	0	0	0	0.0	0	0
2016	Bears	2	0	1	6	6.0	6	0	0	0	0.0	0	0
Went from Minnesota to Chicago .													
2016	Vikings	2	0	1	7	7.0	7	0	0	0	0.0	0	0
2016	TOTAL	4	0	2	13	6.5	7	0	0	0	0.0	0	0
2015	Vikings	16	3	10	89	8.9	32	0	0	0	0.0	0	0
NFL TOTALS		78	26	46	488	10.6	42	7	0	0	0.0	0	0

MYCOLE PRUITT'S NFL POSTSEASON RUSHING/RECEIVING STATISTICS

		RECEIVING						RUSHING					
DATE	TEAM	GP	GS	NO.	YDS.	AVG.	LG	TD	NO.	YDS.	AVG.	LG	TD
2021	Titans	0	0	0	0	0.0	0	0	0	0	0.0	0	0
2020	Titans	1	0	0	0	0.0	0	0	0	0	0.0	0	0
2019	Titans	3	1	4	28	7.0	15	0	0	0	0.0	0	0
2015	Vikings	1	1	2	22	11.0	18	0	0	0	0.0	0	0
NFL TOTALS		5	2	6	50	8.3	18	0	0	0	0.0	0	0

MYCOLE PRUITT'S NFL REGULAR SEASON RETURN STATISTICS

DATE	TEAM	KICKOFF RETURNS						PUNT RETURNS					
		RET.	YDS.	AVG.	LG	TD	NO.	FC	YDS.	AVG.	LG	TD	
2021	Titans	0	0	0.0	0	0	0	0	0	0	0.0	0	0
Went from San Francisco to Tennessee .													
2021	49ers	0	0	0.0	0	0	0	0	0	0	0.0	0	0
2021	TOTAL	0	0	0.0	0	0	0	0	0	0	0.0	0	0
2020	Titans	0	0	0.0	0	0	0	0	0	0	0.0	0	0
2019	Titans	0	0	0.0	0	0	0	0	0	0	0.0	0	0
2018	Titans	0	0	0.0	0	0	0	0	0	0	0.0	0	0
Went from Houston to Tennessee .													
2018	Texans	0	0	0.0	0	0	0	0	0	0	0.0	0	0
2018	TOTAL	0	0	0.0	0	0	0	0	0	0	0.0	0	0
2017	Texans	0	0	0.0	0	0	0	0	0	0	0.0	0	0
Went from Buffalo to Houston .													
2017	Bills	0	0	0.0	0	0	0	0	0	0	0.0	0	0
2017	TOTAL	0	0	0.0	0	0	0	0	0	0	0.0	0	0
2016	Bears	0	0	0.0	0	0	0	0	0	0	0.0	0	0
Went from Minnesota to Chicago .													
2016	Vikings	0	0	0.0	0	0	0	0	0	0	0.0	0	0
2016	TOTAL	0	0	0.0	0	0	0	0	0	0	0.0	0	0
2015	Vikings	1	12	12.0	12	0	0	0	0	0	0.0	0	0
NFL TOTALS		1	12	12.0	12	0	0	0	0	0	0.0	0	0

MYCOLE PRUITT'S NFL POSTSEASON RETURN STATISTICS

DATE	TEAM	KICKOFF RETURNS						PUNT RETURNS					
		RET.	YDS.	AVG.	LG	TD	NO.	FC	YDS.	AVG.	LG	TD	
2021	Titans	0	0	0.0	0	0	0	0	0	0	0.0	0	0
2020	Titans	0	0	0.0	0	0	0	0	0	0	0.0	0	0
2019	Titans	0	0	0.0	0	0	0	0	0	0	0.0	0	0
2015	Vikings	0	0	0.0	0	0	0	0	0	0	0.0	0	0
NFL TOTALS		0	0	0.0	0	0	0	0	0	0	0.0	0	0

MYCOLE PRUITT'S SINGLE-GAME HIGHS: RUSHING/RECEIVING

Receptions	3 at Seattle Seahawks, Sep 19, 2021 2 at Indianapolis Colts, Oct 31, 2021 2 vs. Kansas City Chiefs, Oct 24, 2021 ...8 more at 2.	Kickoff Returns	1 at Oakland Raiders, Nov 15, 2015
Receiving Yards	43 at Seattle Seahawks, Sep 19, 2021 42 at Oakland Raiders, Dec 08, 2019 36 at Arizona Cardinals, Dec 10, 2015	Kickoff Return Yards	12 at Oakland Raiders, Nov 15, 2015
Receiving Average	14.3 at Seattle Seahawks, Sep 19, 2021	Longest Kickoff Return	12 at Oakland Raiders, Nov 15, 2015
Longest Receptions	42 at Oakland Raiders, Dec 08, 2019 32 at Arizona Cardinals, Dec 10, 2015 27 vs. Washington Redskins, Dec 22, 2018	Special Teams Tackles	1 at New York Jets, Oct 03, 2021 1 at Carolina Panthers, Nov 03, 2019 ...4 more at 1.
Receiving TDs	1 vs. New Orleans Saints, Nov 14, 2021 1 vs. Kansas City Chiefs, Oct 24, 2021 ...5 more at 1.	Most TDs	2 vs. Cleveland Browns, Dec 06, 2020 1 vs. New Orleans Saints, Nov 14, 2021 1 vs. Kansas City Chiefs, Oct 24, 2021 ...4 more at 1.
All-Purpose Yards	43 at Seattle Seahawks, Sep 19, 2021 42 at Oakland Raiders, Dec 08, 2019 36 at Arizona Cardinals, Dec 10, 2015	Longest Own Fumble Return	3 vs. Cleveland Browns, Dec 06, 2020

MYCOLE PRUITT'S SINGLE-GAME HIGHS - POSTSEASON: RECEIVING

Receptions	2 at New England Patriots, Jan 04, 2020 2 vs. Seattle Seahawks, Jan 10, 2016 1 at Kansas City Chiefs, Jan 19, 2020 ...1 more at 1.	Longest Receptions	18 vs. Seattle Seahawks, Jan 10, 2016 15 at Baltimore Ravens, Jan 11, 2020 9 at Kansas City Chiefs, Jan 19, 2020
Receiving Yards	22 vs. Seattle Seahawks, Jan 10, 2016 15 at Baltimore Ravens, Jan 11, 2020 9 at Kansas City Chiefs, Jan 19, 2020	All-Purpose Yards	22 vs. Seattle Seahawks, Jan 10, 2016 15 at Baltimore Ravens, Jan 11, 2020 9 at Kansas City Chiefs, Jan 19, 2020

MYCOLE PRUITT'S 2021 GXG REGULAR-SEASON STATISTICS (49ERS/TITANS)

DATE	OPPONENT	P/S	RECEIVING					RUSHING					W/L	SCORE			
			NO.	YDS.	AVG.	LG	TD	NO.	YDS.	AVG.	LG	TD					
09/12	at Lions		DID NOT PLAY											W	41-33		
													Went from 49ers to Titans.				
09/19	at Seahawks	P	3	43	14.3	22	0	0	0	0.0	0	0	W	33-30+			
09/26	Colts	P	1	7	7.0	7	0	0	0	0.0	0	W	25-16				
10/03	at Jets	S	1	14	14.0	14	0	0	0	0.0	0	L	24-27+				
10/10	at Jaguars	P	1	14	14.0	14t	1	0	0	0.0	0	W	37-19				
10/18	Bills	P	0	0	0.0	0	0	0	0	0.0	0	W	34-31				
10/24	Chiefs	P	2	27	13.5	22	1	0	0	0.0	0	W	27-3				
10/31	at Colts	S	2	22	11.0	14	0	0	0	0.0	0	W	34-31+				
11/07	at Rams	S	0	0	0.0	0	0	0	0	0.0	0	W	28-16				
11/14	Saints	S	1	2	2.0	2t	1	0	0	0.0	0	W	23-21				
11/21	Texans	S	0	0	0.0	0	0	0	0	0.0	0	L	13-22				
11/28	at Patriots	P	1	10	10.0	10	0	0	0	0.0	0	L	13-36				
12/12	Jaguars	P	1	5	5.0	5	0	0	0	0.0	0	W	20-0				
12/19	at Steelers	S	1	1	1.0	1	0	0	0	0.0	0	L	13-19				
12/23	49ers	S	0	0	0.0	0	0	0	0	0.0	0	W	20-17				
01/02	Dolphins	S	0	0	0.0	0	0	0	0	0.0	0	W	34-3				
01/09	at Texans		INJURED RESERVE											W	28-25		
2021 TOTALS		15-8	14	145	10.4	22	3	0	0	0.0	0	0	13-4				

+ - Overtime

MYCOLE PRUITT'S 2020 GXG REGULAR-SEASON STATISTICS (TITANS)

DATE	OPPONENT	P/S	RECEIVING					RUSHING					W/L	SCORE	
			NO.	YDS.	AVG.	LG	TD	NO.	YDS.	AVG.	LG	TD			
09/14	at Broncos	S	1	1	1.0	1t	1	0	0	0.0	0	W	16-14		
09/20	Jaguars	P	0	0	0.0	0	0	0	0	0.0	0	W	33-30		
09/27	at Vikings	P	2	16	8.0	10	0	0	0	0.0	0	W	31-30		
10/13	Bills		DID NOT PLAY											W	42-16
10/18	Texans		DID NOT PLAY											W	42-36+
10/25	Steelers	S	0	0	0.0	0	0	0	0	0.0	0	L	24-27		
11/01	at Bengals	S	0	0	0.0	0	0	0	0	0.0	0	L	20-31		
11/08	Bears	P	0	0	0.0	0	0	0	0	0.0	0	W	24-17		
11/12	Colts		INACTIVE											L	17-34
11/22	at Ravens		ON INACTIVE LIST											W	30-24+
11/29	at Colts		INACTIVE											W	45-26
12/06	Browns	S	1	22	22.0	22t	1	0	0	0.0	0	L	35-41		
12/13	at Jaguars	P	0	0	0.0	0	0	0	0	0.0	0	W	31-10		
12/20	Lions	P	1	10	10.0	10	0	0	0	0.0	0	W	46-25		
12/27	at Packers	P	0	0	0.0	0	0	0	0	0.0	0	L	14-40		
01/03	at Texans	P	0	0	0.0	0	0	0	0	0.0	0	W	41-38		
2020 TOTALS		11-4	5	49	9.8	22T	2	0	0	0.0	0	0	11-5		

+ - Overtime

MYCOLE PRUITT'S 2019 GXG REGULAR-SEASON STATISTICS (TITANS)

DATE	OPPONENT	P/S	RECEIVING					RUSHING					W/L	SCORE
			NO.	YDS.	AVG.	LG	TD	NO.	YDS.	AVG.	LG	TD		
09/08	at Browns	P	0	0	0.0	0	0	0	0	0.0	0	0	W	43-13
09/15	Colts	S	0	0	0.0	0	0	0	0	0.0	0	0	L	17-19
09/19	at Jaguars	P	0	0	0.0	0	0	0	0	0.0	0	0	L	7-20
09/29	at Falcons	P	0	0	0.0	0	0	0	0	0.0	0	0	W	24-10
10/06	Bills	S	0	0	0.0	0	0	0	0	0.0	0	0	L	7-14
10/13	at Broncos	S	0	0	0.0	0	0	0	0	0.0	0	0	L	0-16
10/20	Chargers	S	0	0	0.0	0	0	0	0	0.0	0	0	W	23-20
10/27	Buccaneers	S	0	0	0.0	0	0	0	0	0.0	0	0	W	27-23
11/03	at Panthers	S	0	0	0.0	0	0	0	0	0.0	0	0	L	20-30
11/10	Chiefs	S	0	0	0.0	0	0	0	0	0.0	0	0	W	35-32
11/24	Jaguars	P	1	20	20.0	20	0	0	0	0.0	0	0	W	42-20
12/01	at Colts	P	0	0	0.0	0	0	0	0	0.0	0	0	W	31-17
12/08	at Raiders	S	1	42	42.0	42	0	0	0	0.0	0	0	W	42-21
12/15	Texans	S	0	0	0.0	0	0	0	0	0.0	0	0	L	21-24
12/22	Saints	S	2	15	7.5	10	0	0	0	0.0	0	0	L	28-38
12/29	at Texans	P	2	13	6.5	12	1	0	0	0.0	0	0	W	35-14
2019 TOTALS	16-10		6	90	15.0	42	1	0	0	0.0	0	0	9-7	

MYCOLE PRUITT'S 2021 GXG POSTSEASON STATISTICS (TITANS)

DATE	OPPONENT	P/S	RECEIVING					RUSHING					W/L	SCORE	
			NO.	YDS.	AVG.	LG	TD	NO.	YDS.	AVG.	LG	TD			
01/22	Bengals		INJURED RESERVE											L	16-19
2021 TOTALS	0-0		0	0	0.0	0	0	0	0	0.0	0	0	0-1		

MYCOLE PRUITT'S 2020 GXG POSTSEASON STATISTICS (TITANS)

DATE	OPPONENT	P/S	RECEIVING					RUSHING					W/L	SCORE
			NO.	YDS.	AVG.	LG	TD	NO.	YDS.	AVG.	LG	TD		
01/10	Ravens	P	0	0	0.0	0	0	0	0	0.0	0	0	L	13-20
2020 TOTALS	1-0		0	0	0.0	0	0	0	0	0.0	0	0	0-1	

MYCOLE PRUITT'S 2019 GXG POSTSEASON STATISTICS (TITANS)

DATE	OPPONENT	P/S	RECEIVING					RUSHING					W/L	SCORE
			NO.	YDS.	AVG.	LG	TD	NO.	YDS.	AVG.	LG	TD		
01/04	at Patriots	P	2	4	2.0	4	0	0	0	0.0	0	0	W	20-13
01/11	at Ravens	S	1	15	15.0	15	0	0	0	0.0	0	0	W	28-12
01/19	at Chiefs	P	1	9	9.0	9	0	0	0	0.0	0	0	L	24-35
2019 TOTALS	3-1		4	28	7.0	15	0	0	0	0.0	0	0	2-1	



ANTHONY RUSH

Defensive Lineman

94

BIRTHDATE

09/01/96

HEIGHT

6'4"

WEIGHT

365 LBS

NFL EXP.

4 YRS

ACQUIRED

PS '21

HOMETOWN

RALEIGH, N.C.

COLLEGE

ALABAMA-BIRMINGHAM

CAREER

- » In 24 career games (five starts), has notched 33 total tackles (17 solo), four tackles for loss, 0.5 sacks, two quarterback hits, two passes defended and one forced fumble.
- » Played in 10 games (five starts), recording 19 total tackles (10 solo), one tackle for loss, one quarterback hit and one forced fumble in the 2021 season.
- » Contributed on defense and special teams in Weeks 1-2 of the 2021 season with the Titans.
- » Appeared in four games with the Seahawks in 2020, tallying six total tackles (two solo), 0.5 sack and one tackle for loss.
- » Recorded nine total tackles (six solo) and three tackles for loss in nine games for the Eagles as a rookie in 2019.

COLLEGE

- » Appeared in 27 games over two seasons (2017-18) at the University of Alabama-Birmingham after spending two seasons (2015-16) at Northeast Mississippi Community College
- » Finished with 77 total tackles (43 solo), 2.0 sacks, one interception returned for a touchdown and two forced fumbles for the Blazers.

PERSONAL

- » Native of Raleigh, N.C. and attended Cary High School
- » Earned first-team All_Southeast Wake Athletic Conference honors as a junior.
- » Played both offense and defense in high school, including some wide receiver.

TRANSACTIONS

- » Originally signed by the Philadelphia Eagles following the 2019 NFL Draft.
- » Waived by the Eagles on July 28, 2019.
- » Signed by the Oakland Raiders on Aug. 1, 2019.
- » Waived by the Raiders on Aug. 31, 2019.
- » Signed to the Raiders practice squad on Sept. 1, 2019.
- » Signed to the Philadelphia Eagles' active roster on Oct. 22, 2019.
- » Waived by the Eagles on Sept. 5, 2020.
- » Signed to the Seattle Seahawks practice squad on Sept. 9, 2020.
- » Signed to the Seahawks active roster on Sept. 19, 2020.
- » Signed to the Seahawks practice squad on Sept. 21, 2020.
- » Signed to the Seahawks active roster on Sept. 23, 2020.
- » Waived by the Seahawks on Oct. 27, 2020.
- » Signed by the Chicago Bears on Nov. 10, 2020.
- » Waived by the Bears on Nov. 24, 2020.
- » Claimed off waivers by the Green Bay Packers on Nov. 25, 2020.
- » Waived by the Packers on Dec. 31, 2020.
- » Signed to the Packers practice squad on Jan. 2, 2021.
- » Signed by the Packers on Jan. 25, 2021.
- » Waived by the Packers on June 10, 2021.
- » Signed by the Tennessee Titans on July 26, 2021.
- » Waived by the Titans on Sept. 21, 2021.

- » Signed to the Atlanta Falcons practice squad on Sept. 23, 2021.
- » Signed to the Falcons active roster on Nov. 6, 2021.

Signed by Atlanta on March 17, 2022.

REGULAR SEASON COMPARISON: DEFENSIVE - NEW ORLEANS SAINTS

DATE	OPP	W/L	GP/GS	TACKLES							MISC						
				TOT	SOLO	ASST	SACK	YDS.	INT	TFL	PD	QBH	TD	FF	FR		
11/7/21	ATL @ NO	W	P	3	1	2	0.0	0.0	0	1	0	0	0	0	0	0	
1/9/22	ATL vs. NO	L	P	2	0	2	0.0	0.0	0	0	0	0	0	0	0		
TOTALS		1/1	2/0	5	1	4	0.0	0.0	0	1	0	0	0	0	0		

ANTHONY RUSH'S NFL REGULAR SEASON DEFENSIVE STATISTICS

DATE	TEAM	GP	GS	TK	S	A	TACKLES					INTERCEPTIONS					FUMBLES					ST					MISC										
							TFL	YDS	SK	YDS	QBH	NO	YDS	LG	TD	PD	FF	FR	TD	YDS	TK	S	A	FF	FR	S	A										
2021	Falcons	10	5	19	10	9	1	1	0.0	0.0	1	0	0	0	0	0	0	1	0	0	0	0	0	0	0	0	0	0	0	0	0	0	0	0	0	0	0
Went from Tennessee to Atlanta.																																					
2021	Titans	1	0	0	0	0	0	0	0.0	0.0	0	0	0	0	0	0	0	0	0	0	0	0	0	0	0	0	0	0	0	0	0	0	0	0	0	0	
2021	TOTAL	11	5	19	10	9	1	1	0.0	0.0	1	0	0	0	0	0	0	1	0	0	0	0	0	0	0	0	0	0	0	0	0	0	0	0	0	0	
2020	Packers	1	0	0	0	0	0	0	0.0	0.0	0	0	0	0	0	0	0	0	0	0	0	0	0	0	0	0	0	0	0	0	0	0	0	0	0	0	
Went from Chicago to Green Bay.																																					
2020	Bears	0	0	0	0	0	0	0	0.0	0.0	0	0	0	0	0	0	0	0	0	0	0	0	0	0	0	0	0	0	0	0	0	0	0	0	0	0	
Went from Seattle to Chicago.																																					
2020	Seahawks	4	0	5	1	4	0	0	0.5	1.5	1	0	0	0	0	0	0	0	0	0	0	0	0	0	0	0	0	0	0	0	0	0	0	0	0	0	
2020	TOTAL	5	0	5	1	4	0	0	0.5	1.5	1	0	0	0	0	0	0	0	0	0	0	0	0	0	0	0	0	0	0	0	0	0	0	0	0	0	
2019	Eagles	9	0	9	6	3	3	7	0.0	0.0	0	0	0	0	0	0	2	0	0	0	0	0	0	0	0	0	0	0	0	0	0	0	0	0	0	0	
Went from Oakland to Philadelphia.																																					
2019	Raiders	0	0	0	0	0	0	0	0.0	0.0	0	0	0	0	0	0	0	0	0	0	0	0	0	0	0	0	0	0	0	0	0	0	0	0	0	0	
2019	TOTAL	9	0	9	6	3	3	7	0.0	0.0	0	0	0	0	0	0	2	0	0	0	0	0	0	0	0	0	0	0	0	0	0	0	0	0	0	0	0
NFL TOTALS		25	5	33	17	16	4	8	0.5	1.5	2	0	0	0	0	2	1	0	0	0	0	0	0	0	0	0	0	0	0	0	0	0	0	0	0	0	

ANTHONY RUSH'S NFL POSTSEASON DEFENSIVE STATISTICS

DATE	TEAM	GP	GS	TK	S	A	TACKLES					INTERCEPTIONS					FUMBLES					ST					MISC										
							TFL	YDS	SK	YDS	QBH	NO	YDS	LG	TD	PD	FF	FR	TD	YDS	TK	S	A	FF	FR	S	A										
2020	Packers	0	0	0	0	0	0	0	0.0	0.0	0	0	0	0	0	0	0	0	0	0	0	0	0	0	0	0	0	0	0	0	0	0	0	0	0	0	
2019	Eagles	1	0	0	0	0	0	0	0.0	0.0	0	0	0	0	0	0	0	0	0	0	0	0	0	0	0	0	0	0	0	0	0	0	0	0	0	0	0
NFL TOTALS		1	0	0	0	0	0	0	0.0	0.0	0	0	0	0	0	0	0	0	0	0	0	0	0	0	0	0	0	0	0	0	0	0	0	0	0	0	

ANTHONY RUSH'S SINGLE-GAME HIGHS: DEFENSIVE

- Total Tackles** 4 at Buffalo Bills, Jan 02, 2022
3 at San Francisco 49ers, Dec 19, 2021
3 vs. New England Patriots, Nov 18, 2021
...1 more at 3.
- Solo Tackles** 3 vs. New England Patriots, Nov 18, 2021
2 vs. Detroit Lions, Dec 26, 2021
2 at Jacksonville Jaguars, Nov 28, 2021
...1 more at 2.
- Sacks** 0.5 at Miami Dolphins, Oct 04, 2020

- Passes Defensed** 1 vs. Dallas Cowboys, Dec 22, 2019
1 at Miami Dolphins, Dec 01, 2019
- Forced Fumbles** 1 at Jacksonville Jaguars, Nov 28, 2021
- Tackles For Loss** 1 at New Orleans Saints, Nov 07, 2021
1 at New York Giants, Dec 29, 2019
...2 more at 1.

ANTHONY RUSH'S 2021 GXG REGULAR-SEASON STATISTICS (TITANS/FALCONS)

		TACKLES										INTERCEPTIONS					FUMBLES			ST		MISC							
DATE	OPPONENT	P/S	TK	S	A	SK	YDS	TFL	YDS	QBH	NO	YDS	LG	TD	PD	FF	FR	TD	YDS	TK	S	A	FF	S	A	W/L	SCORE		
09/12	Cardinals		NOT ON ROSTER																							L	13-38		
09/19	at Seahawks		NOT ON ROSTER																							W	33-30+		
Went from Titans to Falcons .																													
09/26	at Giants		PRACTICE SQUAD																							W	17-14		
10/03	Football Team		PRACTICE SQUAD																							L	30-34		
10/10	Jets		PRACTICE SQUAD																							W	27-20		
10/24	at Dolphins		PRACTICE SQUAD																							W	30-28		
10/31	Panthers		PRACTICE SQUAD																							L	13-19		
11/07	at Saints	P	3	1	2	0.0	0.0	1	1	0	0	0	0	0	0	0	0	0	0	0	0	0	0	0	0	0	0	W	27-25
11/14	at Cowboys	P	0	0	0	0.0	0.0	0	0	0	0	0	0	0	0	0	0	0	0	0	0	0	0	0	0	0	0	L	3-43
11/18	Patriots	S	3	3	0	0.0	0.0	0	0	0	0	0	0	0	0	0	0	0	0	0	0	0	0	0	0	0	L	0-25	
11/28	at Jaguars	S	2	2	0	0.0	0.0	0	0	0	0	0	0	0	0	1	0	0	0	0	0	0	0	0	0	0	W	21-14	
12/05	Buccaneers	P	0	0	0	0.0	0.0	0	0	0	0	0	0	0	0	0	0	0	0	0	0	0	0	0	0	0	L	17-30	
12/12	at Panthers	P	0	0	0	0.0	0.0	0	0	0	0	0	0	0	0	0	0	0	0	0	0	0	0	0	0	0	W	29-21	
12/19	at 49ers	S	3	1	2	0.0	0.0	0	0	1	0	0	0	0	0	0	0	0	0	0	0	0	0	0	0	0	L	13-31	
12/26	Lions	S	2	2	0	0.0	0.0	0	0	0	0	0	0	0	0	0	0	0	0	0	0	0	0	0	0	0	W	20-16	
01/02	at Bills	S	4	1	3	0.0	0.0	0	0	0	0	0	0	0	0	0	0	0	0	0	0	0	0	0	0	0	L	15-29	
01/09	Saints	P	2	0	2	0.0	0.0	0	0	0	0	0	0	0	0	0	0	0	0	0	0	0	0	0	0	0	L	20-30	
2021 TOTALS			10-5	19	10	9	0.0	0.0	1	1	1	0	0	0	0	1	0	0	0	0	0	0	0	0	0	0	8-9		

+ - Overtime

ANTHONY RUSH'S 2020 GXG REGULAR-SEASON STATISTICS (SEAHAWKS/BEARS/PACKERS)

		TACKLES										INTERCEPTIONS					FUMBLES			ST		MISC						
DATE	OPPONENT	P/S	TK	S	A	SK	YDS	TFL	YDS	QBH	NO	YDS	LG	TD	PD	FF	FR	TD	YDS	TK	S	A	FF	S	A	W/L	SCORE	
09/13	at Falcons		PRACTICE SQUAD																							W	38-25	
09/20	Patriots	P	2	1	1	0.0	0.0	0	0	0	0	0	0	0	0	0	0	0	0	0	0	0	0	0	0	0	W	35-30
09/27	Cowboys	P	1	0	1	0.0	0.0	0	0	0	0	0	0	0	0	0	0	0	0	0	0	0	0	0	0	0	W	38-31
10/04	at Dolphins	P	2	0	2	0.5	1.5	0	0	1	0	0	0	0	0	0	0	0	0	0	0	0	0	0	0	0	W	31-23
10/11	Vikings	P	0	0	0	0.0	0.0	0	0	0	0	0	0	0	0	0	0	0	0	0	0	0	0	0	0	0	W	27-26
10/25	at Cardinals		ON INACTIVE LIST																							L	34-37+	
11/01	49ers		NOT ON ROSTER																							W	37-27	
11/08	at Bills		NOT ON ROSTER																							L	34-44	
Went from Seahawks to Bears .																												
11/16	Vikings		DID NOT PLAY (NON-INJURY)																							L	13-19	
Went from Bears to Packers .																												
11/29	Bears		ROSTER EXEMPTION																							W	41-25	
12/06	Eagles		INACTIVE																							W	30-16	
12/13	at Lions		DID NOT PLAY (NON-INJURY)																							W	31-24	
12/19	Panthers	P	0	0	0	0.0	0.0	0	0	0	0	0	0	0	0	0	0	0	0	0	0	0	0	0	0	0	W	24-16
12/27	Titans		INACTIVE																							W	40-14	
01/03	at Bears		PRACTICE SQUAD																							W	35-16	
2020 TOTALS			5-0	5	1	4	0.5	1.5	0	0	1	0	0	0	0	0	0	0	0	0	0	0	0	0	0	0	12-3	

+ - Overtime

ANTHONY RUSH'S 2019 GXG REGULAR-SEASON STATISTICS (RAIDERS/EAGLES)

DATE	OPPONENT	P/S	TACKLES					INTERCEPTIONS					FUMBLES			ST		MISC		W/L	SCORE						
			TK	S	A	SK	YDS	TFL	YDS	QBH	NO	YDS	LG	TD	PD	FF	FR	TD	YDS			TK	S	A	FF	FR	S
09/09	Broncos		DID NOT PLAY																				W	24-16			
09/15	Chiefs		DID NOT PLAY																				L	10-28			
09/22	at Vikings		DID NOT PLAY																				L	14-34			
09/29	at Colts		PRACTICE SQUAD																				W	31-24			
10/06	Bears		PRACTICE SQUAD																				W	24-21			
10/20	at Packers		PRACTICE SQUAD																				L	24-42			
Went from Raiders to Eagles .																											
10/27	at Bills	P	0	0	0	0	0	0	0	0	0	0	0	0	0	0	0	0	0	0	0	0	0	0	0	W	31-13
11/03	Bears	P	2	1	1	0	0	0	0	0	0	0	0	0	0	0	0	0	0	0	0	0	0	0	0	W	22-14
11/17	Patriots	P	1	0	1	0	0	0	0	0	0	0	0	0	0	0	0	0	0	0	0	0	0	0	0	L	10-17
11/24	Seahawks	P	2	1	1	0	0	0	1	3	0	0	0	0	0	0	0	0	0	0	0	0	0	0	0	L	9-17
12/01	at Dolphins	P	2	2	0	0	0	0	1	1	0	0	0	0	0	1	0	0	0	0	0	0	0	0	0	L	31-37
12/09	Giants	P	0	0	0	0	0	0	0	0	0	0	0	0	0	0	0	0	0	0	0	0	0	0	0	W	23-17+
12/15	at Redskins	P	0	0	0	0	0	0	0	0	0	0	0	0	0	0	0	0	0	0	0	0	0	0	0	W	37-27
12/22	Cowboys	P	1	1	0	0	0	0	0	0	0	0	0	1	0	0	0	0	0	0	0	0	0	0	0	W	17-9
12/29	at Giants	P	1	1	0	0	0	0	1	3	0	0	0	0	0	0	0	0	0	0	0	0	0	0	0	W	34-17
2019 TOTALS		9-0	9	6	3	0	0	0	3	7	0	0	0	0	2	0	0	0	0	0	0	0	0	0	0	9-6	

+ - Overtime

ANTHONY RUSH'S 2020 GXG POSTSEASON STATISTICS (PACKERS)

DATE	OPPONENT	P/S	TACKLES					INTERCEPTIONS					FUMBLES			ST		MISC		W/L	SCORE					
			TK	S	A	SK	YDS	TFL	YDS	QBH	NO	YDS	LG	TD	PD	FF	FR	TD	YDS			TK	S	A	FF	FR
01/16	Rams		PRACTICE SQUAD																				W	32-18		
01/24	Buccaneers		PRACTICE SQUAD																				L	26-31		
2020 TOTALS			0	0	0	0	0	0	0	0	0	0	0	0	0	0	0	0	0	0	0	0	0	0	0	1-1

ANTHONY RUSH'S 2019 GXG POSTSEASON STATISTICS (EAGLES)

DATE	OPPONENT	P/S	TACKLES					INTERCEPTIONS					FUMBLES			ST		MISC		W/L	SCORE						
			TK	S	A	SK	YDS	TFL	YDS	QBH	NO	YDS	LG	TD	PD	FF	FR	TD	YDS			TK	S	A	FF	FR	S
01/05	Seahawks	P	0	0	0	0	0	0	0	0	0	0	0	0	0	0	0	0	0	0	0	0	0	0	0	L	9-17
2019 TOTALS		1-0	0	0	0	0	0	0	0	0	0	0	0	0	0	0	0	0	0	0	0	0	0	0	0	0-1	



KEITH SMITH

Fullback

40

BIRTHDATE

04/08/92

HEIGHT

6'0"

WEIGHT

235 LBS

NFL EXP.

9 YRS

ACQUIRED

FA '19

HOMETOWN

COVINA, CALIF.

COLLEGE

SAN JOSE STATE

CAREER

- » Has seen action in 112 games (28 starts) with 36 special teams tackles. Has 21 carries for 51 yards and 34 receptions for 197 yards.
- » Played in 17 games (eight starts), recording nine receptions for 56 yards, nine rushes for 31 yards (3.4 avg.) and five total special teams tackles in the 2021 season.
- » Recorded a career-high 11 receptions for 59 yards (5.4 avg.) and had four carries for seven yards in 16 games with eight starts in 2020.
- » Appeared in all 16 games in 2019 and led the team with eight special teams tackles and two special teams forced fumbles.
- » Signed with the Dallas Cowboys as an undrafted free agent on May 11, 2014, and spent time on both the practice squad and active roster during the 2014 - 2015 seasons.
- » During the 2016 season, he contributed to rookie running back Ezekiel Elliott winning the NFL rushing title, while finishing his first season as a fullback with two carries for five yards and three receptions for 20 receiving yards.
- » After four seasons with the Cowboys, Smith signed with the Oakland Raiders on March 15, 2018.
- » Played in all 16 games and made three starts for the

Raiders in 2018.

COLLEGE

- » Four-year starter at linebacker.
- » Appeared in 49 games with 45 starts.
- » Four-time All-Conference linebacker; Western Athletic Conference (WAC) Freshman of the Year; 2010 Academic All-WEC honoree; 2011 San Jose State University Scholar-Athlete.
- » Finished his career ninth in NCAA Division I Football Bowl Subdivision (FBS) history and second on the San Jose State list with 476 tackles.
- » First Spartan in five years with back-to-back seasons (2010 and 2011) with 100 or more tackles; 23 games with 10 or more tackles; set the San Jose State career record for forced fumbles (8).
- » Played in the 2014 Medal of Honor All-Star Game in Charleston, SC.

PERSONAL

- » Communication Studies Major at San Jose State.
- » Attended Charter Oak High School in Covina, California.

IN THE COMMUNITY

Giving Back

- » In his first season with the Falcons in 2019, Smith participated in First Down for Fighters, an event to honor cancer survivors and fighters for their battle and all they do to give back to their community.
- » Last year, Smith also visited the Davis Middle School football team in Flowery Branch, Ga. and spoke with the team about the importance of character and teamwork.
- » As part of the Falcons' Hometown Huddle in 2019, Smith visited Children's Healthcare of Atlanta Scottish Rite, where players interacted with patients and their families.

TRANSACTIONS

- » Signed with the Dallas Cowboys as an undrafted free agent on May 11, 2014.
- » Entered the 2018 offseason as a restricted free agent.
- » Signed with the Oakland Raiders on March 15, 2018; released on August 31, 2019.
- » Signed with the Atlanta Falcons on September 2, 2019.

REGULAR SEASON COMPARISON: RECEIVING/RUSHING - NEW ORLEANS SAINTS

DATE	OPP	W/L	GP/GS	RUSHING					RECEIVING					TGTS	YAC	
				NO.	YDS.	AVG.	LG	TD	NO.	YDS.	AVG.	LG	TD			
11/28/19	ATL vs. NO	L	S	2	4	2.0	3	0	0	0	0	0	0	0	1	0
11/22/20	ATL @ NO	L	P	0	0	0	0	0	1	4	4.0	4	0	1	3	
1/9/22	ATL vs. NO	L	P	0	0	0	0	0	1	3	3.0	3	0	1	0	
TOTALS			0/3	3/1	2	4	2	3	0	2	7	3.5	4	0	3	3

KEITH SMITH'S NFL REGULAR SEASON RUSHING/RECEIVING STATISTICS

DATE	TEAM	GP	GS	RUSHING					RECEIVING				
				NO.	YDS.	AVG.	LG	TD	NO.	YDS.	AVG.	LG	TD
2021	Falcons	17	8	9	31	3.4	8	0	9	56	6.2	11	0
2020	Falcons	16	8	4	7	1.8	3	0	11	59	5.4	13	0
2019	Falcons	16	5	5	8	1.6	3	0	1	13	13.0	13	0
2018	Raiders	16	3	1	0	0.0	0	0	5	23	4.6	8	0
2017	Cowboys	16	3	0	0	0.0	0	0	5	26	5.2	12	0
2016	Cowboys	16	1	2	5	2.5	3	0	3	20	6.7	14	0
2015	Cowboys	5	0	0	0	0.0	0	0	0	0	0.0	0	0
2014	Cowboys	10	0	0	0	0.0	0	0	0	0	0.0	0	0
NFL TOTALS		112	28	21	51	2.4	8	0	34	197	5.8	14	0

KEITH SMITH'S NFL POSTSEASON RUSHING/RECEIVING STATISTICS

DATE	TEAM	GP	GS	RUSHING					RECEIVING				
				NO.	YDS.	AVG.	LG	TD	NO.	YDS.	AVG.	LG	TD
2016	Cowboys	1	0	0	0	0.0	0	0	0	0	0.0	0	0
2014	Cowboys	0	0	0	0	0.0	0	0	0	0	0.0	0	0
NFL TOTALS		1	0	0	0	0.0	0	0	0	0	0.0	0	0

KEITH SMITH'S NFL REGULAR SEASON RETURN STATISTICS

DATE	TEAM	KICKOFF RETURNS					PUNT RETURNS					
		RET.	YDS.	AVG.	LG	TD	NO.	FC	YDS.	AVG.	LG	TD
2021	Falcons	2	26	13.0	16	0	0	0	0	0.0	0	0
2020	Falcons	0	0	0.0	0	0	0	0	0	0.0	0	0
2019	Falcons	0	0	0.0	0	0	0	0	0	0.0	0	0
2018	Raiders	0	0	0.0	0	0	0	0	0	0.0	0	0
2017	Cowboys	0	0	0.0	0	0	0	0	0	0.0	0	0
2016	Cowboys	0	0	0.0	0	0	0	0	0	0.0	0	0
2015	Cowboys	0	0	0.0	0	0	0	0	0	0.0	0	0
2014	Cowboys	0	0	0.0	0	0	0	0	0	0.0	0	0
NFL TOTALS		2	26	13.0	16	0	0	0	0	0.0	0	0

KEITH SMITH'S NFL POSTSEASON RETURN STATISTICS

DATE	TEAM	KICKOFF RETURNS					PUNT RETURNS					
		RET.	YDS.	AVG.	LG	TD	NO.	FC	YDS.	AVG.	LG	TD
2016	Cowboys	0	0	0.0	0	0	0	0	0	0.0	0	0
2014	Cowboys	0	0	0.0	0	0	0	0	0	0.0	0	0
NFL TOTALS		0	0	0.0	0	0	0	0	0	0.0	0	0

KEITH SMITH'S SINGLE-GAME HIGHS: RUSHING/RECEIVING

Rush Attempts	3 vs. New England Patriots, Nov 18, 2021 2 at Tampa Bay Buccaneers, Sep 19, 2021 2 vs. Philadelphia Eagles, Sep 12, 2021 ...1 more at 2.	All-Purpose Yards	32 vs. Tampa Bay Buccaneers, Dec 20, 2020 31 vs. Philadelphia Eagles, Sep 12, 2021 19 vs. New England Patriots, Nov 18, 2021 1 vs. New York Jets, Oct 10, 2021
Rushing Yards	13 vs. Philadelphia Eagles, Sep 12, 2021 8 vs. New England Patriots, Nov 18, 2021 5 at Dallas Cowboys, Nov 14, 2021	Kickoff Returns	16 vs. New York Jets, Oct 10, 2021 1 at New York Giants, Sep 26, 2021
Longest Runs	8 vs. Philadelphia Eagles, Sep 12, 2021 5 vs. New England Patriots, Nov 18, 2021 5 at Dallas Cowboys, Nov 14, 2021 ...1 more at 5.	Kickoff Return Yards	10 at New York Giants, Sep 26, 2021 10 at New York Giants, Sep 26, 2021
Receptions	3 vs. Philadelphia Eagles, Sep 12, 2021 3 vs. Tampa Bay Buccaneers, Dec 20, 2020 2 at Jacksonville Jaguars, Nov 28, 2021 ...3 more at 2.	Longest Kickoff Return	16 vs. New York Jets, Oct 10, 2021 10 at New York Giants, Sep 26, 2021
Receiving Yards	32 vs. Tampa Bay Buccaneers, Dec 20, 2020 18 vs. Philadelphia Eagles, Sep 12, 2021 16 at Jacksonville Jaguars, Nov 28, 2021	Special Teams Tackles	3 vs. Carolina Panthers, Oct 11, 2020 3 at Carolina Panthers, Nov 17, 2019 2 vs. Denver Broncos, Dec 24, 2018 ...4 more at 2.
Receiving Average	10.7 vs. Tampa Bay Buccaneers, Dec 20, 2020 6.0 vs. Philadelphia Eagles, Sep 12, 2021	Miscellaneous Tackles	1 at Tampa Bay Buccaneers, Sep 19, 2021
Longest Receptions	14 at San Francisco 49ers, Oct 02, 2016 13 vs. Tampa Bay Buccaneers, Dec 20, 2020 13 vs. Jacksonville Jaguars, Dec 22, 2019		

KEITH SMITH'S 2021 GYG REGULAR-SEASON STATISTICS (FALCONS)

RUSHING														RECEIVING				
DATE	OPPONENT	P/S	NO.	YDS.	AVG.	LG	TD	NO.	YDS.	AVG.	LG	TD	W/L	SCORE				
09/12	Eagles	P	2	13	6.5	8	0	3	18	6.0	9	0	L	6-32				
09/19	at Buccaneers	S	2	3	1.5	3	0	0	0	0.0	0	0	L	25-48				
09/26	at Giants	S	0	0	0.0	0	0	0	0	0.0	0	0	W	17-14				
10/03	Football Team	P	1	2	2.0	2	0	0	0	0.0	0	0	L	30-34				
10/10	Jets	P	0	0	0.0	0	0	0	0	0.0	0	0	W	27-20				
10/24	at Dolphins	S	0	0	0.0	0	0	1	6	6.0	6	0	W	30-28				
10/31	Panthers	P	0	0	0.0	0	0	0	0	0.0	0	0	L	13-19				
11/07	at Saints	P	0	0	0.0	0	0	0	0	0.0	0	0	W	27-25				
11/14	at Cowboys	P	1	5	5.0	5	0	0	0	0.0	0	0	L	3-43				
11/18	Patriots	S	3	8	2.7	5	0	1	11	11.0	11	0	L	0-25				
11/28	at Jaguars	S	0	0	0.0	0	0	2	16	8.0	10	0	W	21-14				
12/05	Buccaneers	S	0	0	0.0	0	0	1	2	2.0	2	0	L	17-30				
12/12	at Panthers	P	0	0	0.0	0	0	0	0	0.0	0	0	W	29-21				
12/19	at 49ers	P	0	0	0.0	0	0	0	0	0.0	0	0	L	13-31				
12/26	Lions	S	0	0	0.0	0	0	0	0	0.0	0	0	W	20-16				
01/02	at Bills	S	0	0	0.0	0	0	0	0	0.0	0	0	L	15-29				
01/09	Saints	P	0	0	0.0	0	0	1	3	3.0	3	0	L	20-30				
2021 TOTALS		17-8	9	31	3.4	8	0	9	56	6.2	11	0	7-10					

KEITH SMITH'S 2020 GXG REGULAR-SEASON STATISTICS (FALCONS)

DATE	OPPONENT	P/S	RUSHING					RECEIVING					W/L	SCORE
			NO.	YDS.	AVG.	LG	TD	NO.	YDS.	AVG.	LG	TD		
09/13	Seahawks	S	0	0	0.0	0	0	0	0	0.0	0	0	L	25-38
09/20	at Cowboys	S	1	2	2.0	2	0	1	1	1.0	1	0	L	39-40
09/27	Bears	S	0	0	0.0	0	0	1	3	3.0	3	0	L	26-30
10/05	at Packers	S	0	0	0.0	0	0	1	4	4.0	4	0	L	16-30
10/11	Panthers	P	1	1	1.0	1	0	0	0	0.0	0	0	L	16-23
10/18	at Vikings	P	0	0	0.0	0	0	1	3	3.0	3	0	W	40-23
10/25	Lions	P	0	0	0.0	0	0	0	0	0.0	0	0	L	22-23
10/29	at Panthers	P	0	0	0.0	0	0	0	0	0.0	0	0	W	25-17
11/08	Broncos	P	1	1	1.0	1	0	0	0	0.0	0	0	W	34-27
11/22	at Saints	P	0	0	0.0	0	0	1	4	4.0	4	0	L	9-24
11/29	Raiders	S	0	0	0.0	0	0	0	0	0.0	0	0	W	43-6
12/06	Saints	P	0	0	0.0	0	0	0	0	0.0	0	0	L	16-21
12/13	at Chargers	P	1	3	3.0	3	0	1	-2	-2.0	-2	0	L	17-20
12/20	Buccaneers	S	0	0	0.0	0	0	3	32	10.7	13	0	L	27-31
12/27	at Chiefs	S	0	0	0.0	0	0	2	14	7.0	7	0	L	14-17
01/03	at Buccaneers	S	0	0	0.0	0	0	0	0	0.0	0	0	L	27-44
2020 TOTALS	16-8		4	7	1.8	3	0	11	59	5.4	13	0	4-12	

KEITH SMITH'S 2019 GXG REGULAR-SEASON STATISTICS (FALCONS)

DATE	OPPONENT	P/S	RUSHING					RECEIVING					W/L	SCORE
			NO.	YDS.	AVG.	LG	TD	NO.	YDS.	AVG.	LG	TD		
09/08	at Vikings	P	0	0	0.0	0	0	0	0	0.0	0	0	L	12-28
09/15	Eagles	P	0	0	0.0	0	0	0	0	0.0	0	0	W	24-20
09/22	at Colts	P	0	0	0.0	0	0	0	0	0.0	0	0	L	24-27
09/29	Titans	P	0	0	0.0	0	0	0	0	0.0	0	0	L	10-24
10/06	at Texans	P	0	0	0.0	0	0	0	0	0.0	0	0	L	32-53
10/13	at Cardinals	P	1	2	2.0	2	0	0	0	0.0	0	0	L	33-34
10/20	Rams	S	0	0	0.0	0	0	0	0	0.0	0	0	L	10-37
10/27	Seahawks	S	0	0	0.0	0	0	0	0	0.0	0	0	L	20-27
11/10	at Saints	P	0	0	0.0	0	0	0	0	0.0	0	0	W	26-9
11/17	at Panthers	S	1	3	3.0	3	0	0	0	0.0	0	0	W	29-3
11/24	Buccaneers	P	0	0	0.0	0	0	0	0	0.0	0	0	L	22-35
11/28	Saints	S	2	4	2.0	3	0	0	0	0.0	0	0	L	18-26
12/08	Panthers	P	0	0	0.0	0	0	0	0	0.0	0	0	W	40-20
12/15	at 49ers	S	0	0	0.0	0	0	0	0	0.0	0	0	W	29-22
12/22	Jaguars	P	0	0	0.0	0	0	1	13	13.0	13	0	W	24-12
12/29	at Buccaneers	P	1	-1	-1.0	-1	0	0	0	0.0	0	0	W	28-22+
2019 TOTALS	16-5		5	8	1.6	3	0	1	13	13.0	13	0	7-9	

+ - Overtime



TEEZ TABOR

Safety

20

BIRTHDATE
12/31/95

HEIGHT
6'0"

WEIGHT
193 LBS

NFL EXP.
4 YRS

ACQUIRED
PS-'22

HOMETOWN
WASHINGTON, D.C.

COLLEGE
FLORIDA

CAREER

- » Has recorded 42 total tackles (35 solo) and eight special teams tackles in 28 career games (six starts) for the Detroit Lions and Chicago Bears.
- » Notched eight total tackles (six solo) in six games (one start) for Chicago in 2021.

COLLEGE

- » Played three seasons (2014-16) at the University of Florida.
- » Started the final 12 games of the 2016 season, totaling 33 tackles, four interceptions, six passes defended, 1.0 sack and one fumble recovery, earning first-team All-SEC

honors for a second-consecutive season.

- » Appeared in 13 games (nine starts) and recorded 18 passes defended and two interceptions returned for touchdowns in 2015, earning first-team all-conference.
- » Named to the 2014 SEC All-Freshman team.

PERSONAL

- » Attended Friendship Collegiate Academy in Washington D.C.
- » Was named Washington D.C.'s Mr Football as a senior after recording five interceptions and 17 passes defended.
- » Named a 247 Sport second-team All-American following his senior season.

TRANSACTIONS

- » Originally selected by the Detroit Lions in the second round (53rd overall) of the 2017 NFL Draft.
- » Waived by Detroit on August 31, 2019.
- » Signed to the San Francisco 49ers' practice squad on Sept. 30, 2019.
- » Signed by the 49ers on February 4, 2020.
- » Waived by the 49ers on July 6, 2020.
- » Signed to the Chicago Bears practice squad on Dec. 23, 2020.
- » Signed by the Bears on Jan. 12, 2021.
- » Waived by the Bears on August 31, 2021.
- » Signed to the Bears practice squad on Sept. 1, 2021.
- » Signed to Chicago's active roster on Oct. 19, 2021.
- » Signed by the Atlanta Falcons on March 17, 2022.
- » Released by the Falcons on Aug. 30, 2022.
- » Signed to Atlanta's practice squad on Aug. 31, 2022.

TEEZ TABOR'S NFL REGULAR SEASON DEFENSIVE STATISTICS

DATE	TEAM	GP	GS	TACKLES							INTERCEPTIONS					FUMBLES					ST				MISC		
				TK	S	A	TFL	YDS	SK	YDS	QBH	NO	YDS	LG	TD	PD	FF	FR	TD	YDS	TK	S	A	FF	FR	S	A
2021	Bears	6	1	8	6	2	0	0	0.0	0.0	0	0	0	0	0	0	0	0	0	0	0	0	0	0	0	0	0
2020	Bears	0	0	0	0	0	0	0	0.0	0.0	0	0	0	0	0	0	0	0	0	0	0	0	0	0	0	0	
2019	49ers	0	0	0	0	0	0	0	0.0	0.0	0	0	0	0	0	0	0	0	0	0	0	0	0	0	0	0	
2018	Lions	12	4	23	19	4	0	0	0.0	0.0	0	0	0	0	0	0	0	0	0	0	5	5	0	0	0	0	
2017	Lions	10	1	11	10	1	0	0	0.0	0.0	1	0	0	0	0	0	0	0	0	0	3	2	1	0	0	0	
NFL TOTALS		28	6	42	35	7	0	0	0.0	0.0	1	0	0	0	0	0	0	0	0	0	8	7	1	0	0	0	

TEEZ TABOR'S NFL POSTSEASON DEFENSIVE STATISTICS

DATE	TEAM	GP	TACKLES										INTERCEPTIONS					FUMBLES					ST			MISC									
			GS	TK	S	A	TFL	YDS	SK	YDS	QBH	NO	YDS	LG	TD	PD	FF	FR	TD	YDS	TK	S	A	FF	FR	S	A	FF	FR	S	A				
2020	Bears	0	0	0	0	0	0	0	0	0	0	0	0	0	0	0	0	0	0	0	0	0	0	0	0	0	0	0	0	0	0	0	0	0	0
NFL TOTALS		0	0	0	0	0	0	0	0	0	0	0	0	0	0	0	0	0	0	0	0	0	0	0	0	0	0	0	0	0	0	0	0	0	

TEEZ TABOR'S SINGLE-GAME HIGHS: DEFENSIVE

Total Tackles 6 vs. Minnesota Vikings, Dec 20, 2021
 6 at Miami Dolphins, Oct 21, 2018
 5 at Green Bay Packers, Dec 30, 2018
 ...1 more at 5.

Special Teams Tackles 2 at Green Bay Packers, Nov 06, 2017
 1 at Green Bay Packers, Dec 30, 2018
 1 at Buffalo Bills, Dec 16, 2018
 ...4 more at 1.

Solo Tackles 5 at Green Bay Packers, Dec 30, 2018
 4 vs. Minnesota Vikings, Dec 20, 2021
 4 at Miami Dolphins, Oct 21, 2018
 ...2 more at 4.

TEEZ TABOR'S 2021 GXG REGULAR-SEASON STATISTICS (BEARS)

DATE	OPPONENT	P/S	TACKLES										INTERCEPTIONS					FUMBLES					ST			MISC								
			TK	S	A	SK	YDS	TFL	YDS	QBH	NO	YDS	LG	TD	PD	FF	FR	TD	YDS	TK	S	A	FF	FR	S	A	W/L	SCORE						
09/12	at Rams												PRACTICE SQUAD													L 14-34								
09/19	Bengals												PRACTICE SQUAD													W 20-17								
09/26	at Browns												PRACTICE SQUAD													L 6-26								
10/03	Lions												PRACTICE SQUAD													W 24-14								
10/10	at Raiders												PRACTICE SQUAD													W 20-9								
10/17	Packers												PRACTICE SQUAD													L 14-24								
10/24	at Buccaneers	P	0	0	0	0	0	0	0	0	0	0	0	0	0	0	0	0	0	0	0	0	0	0	0	0	0	0	0	0	0	0	L	3-38
10/31	49ers	P	0	0	0	0	0	0	0	0	0	0	0	0	0	0	0	0	0	0	0	0	0	0	0	0	0	0	0	0	0	0	L	22-33
11/08	at Steelers	P	2	2	0	0	0	0	0	0	0	0	0	0	0	0	0	0	0	0	0	0	0	0	0	0	0	0	0	0	0	0	L	27-29
11/21	Ravens	P	0	0	0	0	0	0	0	0	0	0	0	0	0	0	0	0	0	0	0	0	0	0	0	0	0	0	0	0	0	0	L	13-16
11/25	at Lions												INACTIVE													W 16-14								
12/05	Cardinals												ON INACTIVE LIST													L 22-33								
12/12	at Packers												ON INACTIVE LIST													L 30-45								
12/20	Vikings	S	6	4	2	0	0	0	0	0	0	0	0	0	0	0	0	0	0	0	0	0	0	0	0	0	0	0	0	0	0	0	L	9-17
12/26	at Seahawks	P	0	0	0	0	0	0	0	0	0	0	0	0	0	0	0	0	0	0	0	0	0	0	0	0	0	0	0	0	0	0	W	25-24
01/02	Giants												INJURED RESERVE													W 29-3								
01/09	at Vikings												INJURED RESERVE													L 17-31								
2021 TOTALS		6-1	8	6	2	0	0	0	0	0	0	0	0	0	0	0	0	0	0	0	0	0	0	0	0	0	0	0	0	0	0	0	6-11	

TEEZ TABOR'S 2020 GXG REGULAR-SEASON STATISTICS (BEARS)

DATE	OPPONENT	P/S	TACKLES										INTERCEPTIONS					FUMBLES					ST			MISC								
			TK	S	A	SK	YDS	TFL	YDS	QBH	NO	YDS	LG	TD	PD	FF	FR	TD	YDS	TK	S	A	FF	FR	S	A	W/L	SCORE						
12/27	at Jaguars												PRACTICE SQUAD													W 41-17								
01/03	Packers												PRACTICE SQUAD													L 16-35								
2020 TOTALS			0	0	0	0	0	0	0	0	0	0	0	0	0	0	0	0	0	0	0	0	0	0	0	0	0	0	0	0	0	0	1-1	

TEEZ TABOR'S 2019 GXG REGULAR-SEASON STATISTICS (49ERS)

DATE	OPPONENT	P/S	TACKLES										INTERCEPTIONS					FUMBLES					ST			MISC								
			TK	S	A	SK	YDS	TFL	YDS	QBH	NO	YDS	LG	TD	PD	FF	FR	TD	YDS	TK	S	A	FF	FR	S	A	W/L	SCORE						
09/08	at Buccaneers												DID NOT PLAY													W 31-17								
2019 TOTALS			0	0	0	0	0	0	0	0	0	0	0	0	0	0	0	0	0	0	0	0	0	0	0	0	0	0	0	0	0	0	1-0	

TEEZ TABOR'S 2020 GXG POSTSEASON STATISTICS (BEARS)

DATE	OPPONENT	P/S	TACKLES										INTERCEPTIONS					FUMBLES					ST			MISC								
			TK	S	A	SK	YDS	TFL	YDS	QBH	NO	YDS	LG	TD	PD	FF	FR	TD	YDS	TK	S	A	FF	FR	S	A	W/L	SCORE						
01/10	at Saints												PRACTICE SQUAD													L 9-21								
2020 TOTALS			0	0	0	0	0	0	0	0	0	0	0	0	0	0	0	0	0	0	0	0	0	0	0	0	0	0	0	0	0	0	0-1	



VINCENT TAYLOR

Defensive Lineman

96

BIRTHDATE
01/05/94

HEIGHT
6'3"

WEIGHT
311 LBS

NFL EXP.

ACQUIRED
UFA-'22 (HOU)

HOMETOWN
NEW ORLEANS, LA.

COLLEGE
OKLAHOMA STATE

TRANSACTIONS

- » Originally selected by the Miami Dolphins in the sixth round (194th overall) of the 2017 NFL Draft.
- » Waived by the Dolphins on Sept. 2, 2019.
- » Signed to the Buffalo Bills practice squad on Sept. 5, 2019.
- » Signed to Buffalo's active roster on Nov. 2, 2019.
- » Waived by Buffalo on Sept. 5, 2020.
- » Claimed off waivers by the Cleveland Browns on Sept. 6, 2020.
- » Signed by the Houston Texans as an unrestricted free agent on March 22, 2021.

REGULAR SEASON COMPARISON: DEFENSIVE - NEW ORLEANS SAINTS

DATE	OPP	W/L		TACKLES							MISC						
		GP/GS	TOT	SOLO	ASST	SACK	YDS.	INT	TFL	PD	QBH	TD	FF	FR			
10/1/17	MIA vs. NO	L	P	3	3	0	0.0	0.0	0	0	0	0	1	0	0	0	
TOTALS	0/1	1/0	3	3	0	0.0	0.0	0	0	0	0	1	0	0	0		

VINCENT TAYLOR'S NFL REGULAR SEASON DEFENSIVE STATISTICS

DATE	TEAM	GP	GS	TACKLES							INTERCEPTIONS					FUMBLES					ST		MISC					
				TK	S	A	TFL	YDS	SK	YDS	QBH	NO	YDS	LG	TD	PD	FF	FR	TD	YDS	TK	S	A	FF	FR	S	A	
2021	Texans	1	1	2	1	1	0	0	0.0	0.0	0	0	0	0	0	0	0	0	0	0	0	0	0	0	0	0	0	
2020	Browns	15	1	12	9	3	2	2	0.0	0.0	1	0	0	0	0	1	0	0	0	0	0	0	0	0	0	0	0	
2019	Bills	4	0	6	6	0	1	0	0.0	0.0	0	0	0	0	1	0	0	0	0	0	0	0	0	0	0	0	0	
Went from Miami to Buffalo.																												
2019	Dolphins	0	0	0	0	0	0	0	0.0	0.0	0	0	0	0	0	0	0	0	0	0	0	0	0	0	0	0	0	0
2019 TOTAL		4	0	6	6	0	1	0	0.0	0.0	0	0	0	0	1	0	0	0	0	0	0	0	0	0	0	0	0	0
2018	Dolphins	8	0	27	15	12	3	12	2.0	11.0	2	0	0	0	0	0	0	0	0	0	0	0	0	0	0	0	0	0
2017	Dolphins	13	0	18	11	7	1	5	0.0	0.0	1	0	0	0	1	0	0	0	0	0	0	0	0	0	0	0	0	0
NFL TOTALS		41	2	65	42	23	7	19	2.0	11.0	4	0	0	0	2	0	1	0	0	0	0	0	0	0	0	0	0	0

VINCENT TAYLOR'S NFL POSTSEASON DEFENSIVE STATISTICS

DATE	TEAM	GP	GS	TACKLES							INTERCEPTIONS					FUMBLES					ST		MISC					
				TK	S	A	TFL	YDS	SK	YDS	QBH	NO	YDS	LG	TD	PD	FF	FR	TD	YDS	TK	S	A	FF	FR	S	A	
2020	Browns	2	0	1	0	1	0	0	0.0	0.0	0	0	0	0	2	0	0	0	0	0	0	0	0	0	0	0	0	0
2019	Bills	0	0	0	0	0	0	0	0.0	0.0	0	0	0	0	0	0	0	0	0	0	0	0	0	0	0	0	0	0
NFL TOTALS		2	0	1	0	1	0	0	0.0	0.0	0	0	0	0	2	0	0	0	0	0	0	0	0	0	0	0	0	0

VINCENT TAYLOR'S 2019 GXG REGULAR-SEASON STATISTICS (BILLS/DOLPHINS)

DATE	OPPONENT	P/S	TACKLES					INTERCEPTIONS				FUMBLES			ST		MISC		W/L	SCORE							
			TK	S	A	SK	YDS	TFL	YDS	QBH	NO	YDS	LG	TD	PD	FF	FR	TD			YDS	TK	S	A	FF	FR	S
09/08	at Jets																								W	17-16	
09/15	at Giants																								W	28-14	
09/22	Bengals																								W	21-17	
09/29	Patriots																								L	10-16	
10/06	at Titans																								W	14-7	
10/13	Redskins																								L	16-17	
10/20	Dolphins																								W	31-21	
10/27	Eagles																								L	13-31	
11/03	Redskins	P	3	3	0	0	0	0	0	0	0	0	0	0	0	0	0	0	0	0	0	0	0	0	0	W	24-9
11/10	at Browns																								L	16-19	
11/17	at Dolphins																								W	37-20	
11/24	Broncos																								W	20-3	
11/28	at Cowboys																								W	26-15	
12/08	Ravens																								L	17-24	
12/15	at Steelers																								W	17-10	
12/21	at Patriots																								L	17-24	
12/29	Jets																								L	6-13	
2019 TOTALS		1-0	3	3	0	0	0	0	0	0	0	0	0	0	0	0	0	0	0	0	0	0	0	0	0	10-7	

VINCENT TAYLOR'S 2020 GXG POSTSEASON STATISTICS (BROWNS)

DATE	OPPONENT	P/S	TACKLES					INTERCEPTIONS				FUMBLES			ST		MISC		W/L	SCORE								
			TK	S	A	SK	YDS	TFL	YDS	QBH	NO	YDS	LG	TD	PD	FF	FR	TD			YDS	TK	S	A	FF	FR	S	A
01/10	at Steelers	P	1	0	1	0	0	0	0	0	0	0	0	1	0	0	0	0	0	0	0	0	0	0	0	0	W	48-37
01/17	at Chiefs	P	0	0	0	0	0	0	0	0	0	0	0	0	0	0	0	0	0	0	0	0	0	0	0	0	L	17-22
2020 TOTALS		2-0	1	0	1	0	0	0	0	0	0	0	0	2	0	0	0	0	0	0	0	0	0	0	0	0	1-1	

VINCENT TAYLOR'S 2019 GXG POSTSEASON STATISTICS (BILLS)

DATE	OPPONENT	P/S	TACKLES					INTERCEPTIONS				FUMBLES			ST		MISC		W/L	SCORE							
			TK	S	A	SK	YDS	TFL	YDS	QBH	NO	YDS	LG	TD	PD	FF	FR	TD			YDS	TK	S	A	FF	FR	S
01/04	at Texans																									L	19-22+
2019 TOTALS			0	0	0	0	0	0	0	0	0	0	0	0	0	0	0	0	0	0	0	0	0	0	0	0	0-1

+ - Overtime



A.J. TERRELL

Cornerback

24

BIRTHDATE

09/23/98

HEIGHT

6'1"

WEIGHT

194 LBS

NFL EXP.

3 YRS

ACQUIRED

D1 '20

HOMETOWN

ATLANTA, GA.

COLLEGE

CLEMSON

CAREER

- » Has started 30 games tallying 23 passes defended, four interceptions, 155 total tackles (113 solo), six tackles for loss, four forced fumbles, 1.0 sacks and two quarterback hits.
- » Started 16 games, recording 16 passes defended, three interceptions, 81 total tackles (52 solo), one forced fumble, three tackles for loss, 1.0 sacks and one quarterback hit last season.
- » Recorded 75 total tackles (62 solo), three tackles for loss, one interception, seven passes defended and three forced fumbles in 14 games as a rookie in 2020.
- » Became the first rookie cornerback to record an interception and three forced fumbles in franchise history.

COLLEGE

- » Played in 44 games with 30 starts.
- » Recorded 107 career tackles (3.5 for loss), 29 pass breakups, six interceptions (returned for a total of 160 yards including a 44-yard touchdown) and two forced fumbles in his three-year career.
- » First-team All-ACC selection (2019), Third-team All-ACC (2018).

PERSONAL

- » Attended Westlake High School in Atlanta, Georgia.
- » Studied Sociology.

TRANSACTIONS

- » Selected by the Atlanta Falcons in the first round (16th overall) of the 2020 NFL Draft on April 23, 2020.

REGULAR SEASON COMPARISON: DEFENSIVE - NEW ORLEANS SAINTS

DATE	OPP	W/L	GP/GS	TACKLES							MISC						
				TOT	SOLO	ASST	SACK	YDS.	INT	TFL	PD	QBH	TD	FF	FR		
11/22/20	ATL @ NO	L	S	6	5	1	0.0	0.0	0	0	0	0	0	0	0	1	0
12/6/20	ATL vs. NO	L	S	9	8	1	0.0	0.0	0	1	1	0	0	0	1	0	0
11/7/21	ATL @ NO	W	S	5	4	1	0.0	0.0	0	0	3	0	0	0	0	0	
1/9/22	ATL vs. NO	L	S	6	4	2	0.0	0.0	0	0	1	0	0	0	0	0	
TOTALS			1/3 4/4	26	21	5	0.0	0.0	0	1	5	0	0	0	2	0	

A.J. TERRELL'S NFL REGULAR SEASON DEFENSIVE STATISTICS

DATE	TEAM	GP	GS	TK	S	A	TACKLES					INTERCEPTIONS					FUMBLES					ST		MISC						
							TFL	YDS	SK	YDS	QBH	NO	YDS	LG	TD	PD	FF	FR	TD	YDS	TK	S	A	FF	FR	S	A			
2021	Falcons	16	16	81	52	29	3	7	1.0	2.0	1	3	42	35	0	16	1	0	0	0	0	0	0	0	0	0	0	0	0	0
2020	Falcons	14	14	74	61	13	3	4	0.0	0.0	1	1	0	0	0	7	3	0	0	0	0	0	0	0	0	0	0	0	0	0
NFL TOTALS		30	30	155	113	42	6	11	1.0	2.0	2	4	42	35	0	23	4	0	0	0	0	0	0	0	0	0	0	0	0	0

A.J. TERRELL'S SINGLE-GAME HIGHS: DEFENSIVE

Total Tackles 13 at Los Angeles Chargers, Dec 13, 2020
9 vs. New England Patriots, Nov 18, 2021
9 vs. New Orleans Saints, Dec 06, 2020

Solo Tackles 13 at Los Angeles Chargers, Dec 13, 2020
8 vs. New Orleans Saints, Dec 06, 2020
6 at Buffalo Bills, Jan 02, 2022
...1 more at 6.

Sacks 1.0 at Buffalo Bills, Jan 02, 2022

Passes Defensed 3 at Carolina Panthers, Dec 12, 2021
3 at New Orleans Saints, Nov 07, 2021
2 at San Francisco 49ers, Dec 19, 2021
...1 more at 2.

Forced Fumbles 1 vs. New York Jets, Oct 10, 2021
1 at Los Angeles Chargers, Dec 13, 2020
...2 more at 1.

Tackles For Loss 1 at Buffalo Bills, Jan 02, 2022
1 vs. Carolina Panthers, Oct 31, 2021
...4 more at 1.

Interceptions 1 at Buffalo Bills, Jan 02, 2022
1 at Carolina Panthers, Dec 12, 2021
...2 more at 1.

Interception Return Yards 35 vs. New England Patriots, Nov 18, 2021
7 at Buffalo Bills, Jan 02, 2022

A.J. TERRELL'S 2021 GXG REGULAR-SEASON STATISTICS (FALCONS)

DATE	OPPONENT	P/S	TACKLES							INTERCEPTIONS				FUMBLES			ST		MISC		W/L	SCORE						
			TK	S	A	SK	YDS	TFL	YDS	QBH	NO	YDS	LG	TD	PD	FF	FR	TD	YDS	TK			S	A	FF	FR	S	A
09/12	Eagles	S	7	6	1	0	0	0	0	1	3	0	0	0	0	0	0	0	0	0	0	0	0	0	0	0	L	6-32
09/19	at Buccaneers	S	2	0	2	0	0	0	0	0	0	0	0	0	2	0	0	0	0	0	0	0	0	0	0	0	L	25-48
09/26	at Giants	S	ON INACTIVE LIST																							W	17-14	
10/03	Football Team	S	2	1	1	0	0	0	0	0	0	0	0	0	0	0	0	0	0	0	0	0	0	0	0	0	L	30-34
10/10	Jets	S	4	4	0	0	0	0	0	0	0	0	0	0	0	1	1	0	0	0	0	0	0	0	0	0	W	27-20
10/24	at Dolphins	S	6	2	4	0	0	0	0	0	0	0	0	0	1	0	0	0	0	0	0	0	0	0	0	0	W	30-28
10/31	Panthers	S	3	3	0	0	0	0	0	1	2	0	0	0	0	0	0	0	0	0	0	0	0	0	0	0	L	13-19
11/07	at Saints	S	5	4	1	0	0	0	0	0	0	0	0	0	3	0	0	0	0	0	0	0	0	0	0	0	W	27-25
11/14	at Cowboys	S	7	4	3	0	0	0	0	0	0	0	0	0	0	0	0	0	0	0	0	0	0	0	0	0	L	3-43
11/18	Patriots	S	9	4	5	0	0	0	0	0	0	0	1	35	35	0	1	0	0	0	0	0	0	0	0	0	L	0-25
11/28	at Jaguars	S	6	5	1	0	0	0	0	0	0	0	0	0	0	1	0	0	0	0	0	0	0	0	0	0	W	21-14
12/05	Buccaneers	S	3	2	1	0	0	0	0	0	0	0	0	0	0	1	0	0	0	0	0	0	0	0	0	0	L	17-30
12/12	at Panthers	S	4	1	3	0	0	0	0	0	0	0	1	0	0	0	3	0	0	0	0	0	0	0	0	0	W	29-21
12/19	at 49ers	S	4	3	1	0	0	0	0	0	0	0	0	0	0	2	0	0	0	0	0	0	0	0	0	0	L	13-31
12/26	Lions	S	6	3	3	0	0	0	0	0	0	0	0	0	0	0	0	0	0	0	0	0	0	0	0	0	W	20-16
01/02	at Bills	S	7	6	1	1	0	2	0	1	2	1	1	7	7	0	1	0	0	0	0	0	0	0	0	0	L	15-29
01/09	Saints	S	6	4	2	0	0	0	0	0	0	0	0	0	0	1	0	0	0	0	0	0	0	0	0	0	L	20-30
2021 TOTALS			16-16	81	52	29	1.0	2.0	3	7	1	3	42	35	0	16	1	0	0	0	0	0	0	0	0	0	7-10	

A.J. TERRELL'S 2020 GXG REGULAR-SEASON STATISTICS (FALCONS)

DATE	OPPONENT	P/S	TACKLES							INTERCEPTIONS				FUMBLES			ST		MISC		W/L	SCORE						
			TK	S	A	SK	YDS	TFL	YDS	QBH	NO	YDS	LG	TD	PD	FF	FR	TD	YDS	TK			S	A	FF	FR	S	A
09/13	Seahawks	S	6	5	1	0	0	0	0	0	0	0	0	0	0	0	0	0	0	0	0	0	0	0	0	0	L	25-38
09/20	at Cowboys	S	5	4	1	0	0	0	0	0	0	1	0	0	0	0	0	0	0	0	0	0	0	0	0	0	L	39-40
09/27	Bears		RESERVE/COVID-19																							L	26-30	
10/05	at Packers		RESERVE/COVID-19																							L	16-30	
10/11	Panthers	S	3	3	0	0	0	0	0	0	0	0	0	0	0	0	0	0	0	0	0	0	0	0	0	0	L	16-23
10/18	at Vikings	S	6	5	1	0	0	0	1	2	0	1	0	0	0	1	0	0	0	0	0	0	0	0	0	0	W	40-23
10/25	Lions	S	4	1	3	0	0	0	0	0	0	0	0	0	0	0	0	0	0	0	0	0	0	0	0	0	L	22-23
10/29	at Panthers	S	5	4	1	0	0	0	0	0	0	0	0	0	0	0	0	0	0	0	0	0	0	0	0	0	W	25-17
11/08	Broncos	S	5	2	3	0	0	0	0	0	0	0	0	0	0	1	0	0	0	0	0	0	0	0	0	0	W	34-27
11/22	at Saints	S	6	5	1	0	0	0	0	0	0	0	0	0	0	0	1	0	0	0	0	0	0	0	0	0	L	9-24
11/29	Raiders	S	4	3	1	0	0	0	1	1	0	0	0	0	0	0	1	0	0	0	0	0	0	0	0	0	W	43-6
12/06	Saints	S	9	8	1	0	0	0	1	1	0	0	0	0	0	1	1	0	0	0	0	0	0	0	0	0	L	16-21
12/13	at Chargers	S	13	13	0	0	0	0	0	0	0	0	0	0	0	1	1	0	0	0	0	0	0	0	0	0	L	17-20
12/20	Buccaneers	S	5	5	0	0	0	0	0	0	0	0	0	0	0	0	0	0	0	0	0	0	0	0	0	0	L	27-31
12/27	at Chiefs	S	1	1	0	0	0	0	0	0	0	0	0	0	0	1	0	0	0	0	0	0	0	0	0	0	L	14-17
01/03	at Buccaneers	S	2	2	0	0	0	0	0	0	0	0	0	0	0	1	0	0	0	0	0	0	0	0	0	0	L	27-44
2020 TOTALS			14-14	74	61	13	0.0	0.0	3	4	1	1	0	0	0	7	3	0	0	0	0	0	0	0	0	0	4-12	



KHYIRIS TONGA

Defensive Lineman

79

BIRTHDATE

07/07/96

HEIGHT

6'4"

WEIGHT

338 LBS

NFL EXP.

2 YRS

ACQUIRED

PS-'22

HOMETOWN

WEST VALLEY, UTAH

COLLEGE

BYU

CAREER

- Recorded 24 total tackles (10 solo), one tackle for loss and one fumble recovery in 15 games (two starts) for Chicago as a rookie in 2021.
- Made his first-career NFL start and recorded a career-high five total tackles in Week 3 of the 2021 season at Cleveland.

COLLEGE

- Played four seasons (2017-20) at Brigham Young University.
- Notched 130 total tackles (69 solo), 15 tackles for loss, 7.5

sacks, 12 passes defended and two forced fumbles in 50 games for the Cougars.

- Appeared in 11 games and tallied 36 total tackles, 3.5 sacks and five passes defended as a senior in 2020.
- Had a career-high 45 total tackles (28 solo) and four tackles for loss as a junior.

PERSONAL

- Attended Granger High School in West Valley, Utah.
- Played along the offensive and defensive lines, and also played tight end at Granger.
- Also played rugby in high school.

TRANSACTIONS

- Originally selected by the Chicago Bears in the seventh round (250th overall) of the 2021 NFL Draft.
- Waived by the Bears on Aug. 31, 2022.
- Signed to the Atlanta Falcons' practice squad on Sept. 5, 2022.

KHYIRIS TONGA'S NFL REGULAR SEASON DEFENSIVE STATISTICS

DATE	TEAM	GP	GS	TACKLES							INTERCEPTIONS					FUMBLES					ST		MISC			
				TK	S	A	TFL	YDS	SK	YDS	QBH	NO	YDS	LG	TD	PD	FF	FR	TD	YDS	TK	S	A	FF	FR	S
2021	Bears	15	2	24	10	14	1	1	0.0	0.0	0	0	0	0	0	0	1	0	0	0	0	0	0	0	0	0
NFL TOTALS		15	2	24	10	14	1	1	0.0	0.0	0	0	0	0	0	0	1	0	0	0	0	0	0	0	0	

KHYIRIS TONGA'S SINGLE-GAME HIGHS: DEFENSIVE

Total Tackles 5 vs. Baltimore Ravens, Nov 21, 2021
5 at Cleveland Browns, Sep 26, 2021
3 at Minnesota Vikings, Jan 09, 2022
...1 more at 3.

Fumble Recoveries 1 vs. New York Giants, Jan 02, 2022
Tackles For Loss 1 vs. San Francisco 49ers, Oct 31, 2021

Solo Tackles 3 vs. Baltimore Ravens, Nov 21, 2021
2 at Tampa Bay Buccaneers, Oct 24, 2021
2 at Cleveland Browns, Sep 26, 2021

KHYIRIS TONGA'S 2021 GXG REGULAR-SEASON STATISTICS (BEARS)

DATE	OPPONENT	P/S	TACKLES							INTERCEPTIONS				FUMBLES			ST		MISC		W/L	SCORE					
			TK	S	A	SK	YDS	TFL	YDS	QBH	NO	YDS	LG	TD	PD	FF	FR	TD	YDS	TK			S	A	FF	FR	S
09/12	at Rams	P	0	0	0	0.0	0.0	0	0	0	0	0	0	0	0	0	0	0	0	0	0	0	0	0	0	L	14-34
09/19	Bengals	P	0	0	0	0.0	0.0	0	0	0	0	0	0	0	0	0	0	0	0	0	0	0	0	0	0	W	20-17
09/26	at Browns	S	5	2	3	0.0	0.0	0	0	0	0	0	0	0	0	0	0	0	0	0	0	0	0	0	0	L	6-26
10/03	Lions	P	1	1	0	0.0	0.0	0	0	0	0	0	0	0	0	0	0	0	0	0	0	0	0	0	0	W	24-14
10/10	at Raiders	P	0	0	0	0.0	0.0	0	0	0	0	0	0	0	0	0	0	0	0	0	0	0	0	0	0	W	20-9
10/17	Packers		ON INACTIVE LIST																				L	14-24			
10/24	at Buccaneers	P	2	2	0	0.0	0.0	0	0	0	0	0	0	0	0	0	0	0	0	0	0	0	0	0	0	L	3-38
10/31	49ers	P	1	1	0	0.0	0.0	1	1	0	0	0	0	0	0	0	0	0	0	0	0	0	0	0	0	L	22-33
11/08	at Steelers	P	1	0	1	0.0	0.0	0	0	0	0	0	0	0	0	0	0	0	0	0	0	0	0	0	0	L	27-29
11/21	Ravens	P	5	3	2	0.0	0.0	0	0	0	0	0	0	0	0	0	0	0	0	0	0	0	0	0	0	L	13-16
11/25	at Lions	P	0	0	0	0.0	0.0	0	0	0	0	0	0	0	0	0	0	0	0	0	0	0	0	0	0	W	16-14
12/05	Cardinals	P	3	0	3	0.0	0.0	0	0	0	0	0	0	0	0	0	0	0	0	0	0	0	0	0	0	L	22-33
12/12	at Packers	P	0	0	0	0.0	0.0	0	0	0	0	0	0	0	0	0	0	0	0	0	0	0	0	0	0	L	30-45
12/20	Vikings		ON INACTIVE LIST																				L	9-17			
12/26	at Seahawks	P	1	0	1	0.0	0.0	0	0	0	0	0	0	0	0	0	0	0	0	0	0	0	0	0	0	W	25-24
01/02	Giants	S	2	1	1	0.0	0.0	0	0	0	0	0	0	0	1	0	0	0	0	0	0	0	0	0	0	W	29-3
01/09	at Vikings	P	3	0	3	0.0	0.0	0	0	0	0	0	0	0	0	0	0	0	0	0	0	0	0	0	0	L	17-31
2021 TOTALS		15-2	24	10	14	0.0	0.0	1	1	0	0	0	0	0	1	0	0	0	0	0	0	0	0	0	6-11		



MYKAL WALKER

Inside Linebacker

3

BIRTHDATE
08/28/97

HEIGHT
6'3"

WEIGHT
232 LBS

NFL EXP.
3 YRS

ACQUIRED
D4a '20

HOMETOWN
SACRAMENTO, CALIF.

COLLEGE
FRESNO STATE

CAREER

- » In 33 career games (eight starts) has recorded 68 total tackles (41 solo), one tackle for loss, three quarterback hits, one forced fumble, one fumble recovery, one interception, five passes defended and 13 total special teams tackles (seven solo).
- » Played in 17 games (two starts) recording 29 total tackles (15 solo), one fumble recovery, one quarterback hit, four passes defended, one interception and seven total special teams tackles (one solo) in the 2021 season.
- » Recorded 40 total tackles (26 solo), one tackle for loss, two quarterback hits, one pass defended, one forced fumble and six special teams tackles in 16 games with six starts at linebacker as a rookie in 2020.

COLLEGE

- » Played in 26 games and recorded 183 tackles (94 solo), 23 tackles for loss, 7.0 sacks, three forced fumbles, three fumble recoveries, eight quarterback hits, one interception and two blocked kicks.
- » First team All-Mountain West linebacker (2019), All-Mountain West First-Team selection (2018).

PERSONAL

- » Attended Vacaville High School in Vacaville, CA where he was a three-sport athlete (football, basketball, track & field).
- » Has a twin brother, Malyk Walker.

TRANSACTIONS

- » Selected by the Atlanta Falcons in the fourth round (119th overall) of the 2020 NFL Draft.

REGULAR SEASON COMPARISON: DEFENSIVE - NEW ORLEANS SAINTS

DATE	OPP	W/L	GP/GS	TACKLES							MISC					
				TOT	SOLO	ASST	SACK	YDS.	INT	TFL	PD	QBH	TD	FF	FR	
11/22/20	ATL @ NO	L	S	2	2	0	0.0	0.0	0	0	1	0	0	0	0	0
12/6/20	ATL vs. NO	L	S	4	3	1	0.0	0.0	0	0	0	0	0	0	0	0
11/7/21	ATL @ NO	W	P	1	0	1	0.0	0.0	0	0	0	0	0	0	0	0
1/9/22	ATL vs. NO	L	P	5	2	3	0.0	0.0	0	0	0	0	0	0	0	0
TOTALS			1/3	4/2	12	7	5	0.0	0.0	0	0	1	0	0	0	0

MYKAL WALKER'S NFL REGULAR SEASON DEFENSIVE STATISTICS

DATE	TEAM	GP	GS	TK	S	A	TACKLES					INTERCEPTIONS					FUMBLES					ST		MISC			
							TFL	YDS	SK	YDS	QBH	NO	YDS	LG	TD	PD	FF	FR	TD	YDS	TK	S	A	FF	FR	S	A
2021	Falcons	17	2	28	15	13	0	0	0.0	0.0	1	1	66	66	1	4	0	1	0	4	7	2	5	0	0	0	0
2020	Falcons	16	6	39	26	13	1	7	0.0	0.0	2	0	0	0	0	1	1	0	0	0	6	5	1	0	0	0	0
NFL TOTALS		33	8	67	41	26	1	7	0.0	0.0	3	1	66	66	1	5	1	1	0	4	13	7	6	0	0	0	0

MYKAL WALKER'S SINGLE-GAME HIGHS: DEFENSIVE

Total Tackles 11 at Jacksonville Jaguars, Nov 28, 2021
8 vs. Chicago Bears, Sep 27, 2020
6 at Dallas Cowboys, Sep 20, 2020

Solo Tackles 6 at Jacksonville Jaguars, Nov 28, 2021
6 vs. Chicago Bears, Sep 27, 2020
4 vs. Detroit Lions, Dec 26, 2021
...1 more at 4.

Passes Defensed 1 at Buffalo Bills, Jan 02, 2022
1 at Carolina Panthers, Dec 12, 2021
...3 more at 1.

Forced Fumbles 1 vs. Chicago Bears, Sep 27, 2020

Fumble Recoveries 1 at Tampa Bay Buccaneers, Sep 19, 2021

Tackles For Loss 1 vs. Chicago Bears, Sep 27, 2020

Interceptions 1 at Carolina Panthers, Dec 12, 2021

Interception Return Yards 66 at Carolina Panthers, Dec 12, 2021

Special Teams Tackles 2 vs. Denver Broncos, Nov 08, 2020
1 at Buffalo Bills, Jan 02, 2022
1 at Jacksonville Jaguars, Nov 28, 2021
...9 more at 1.

Longest Opponent's Fumble Return 4 at Tampa Bay Buccaneers, Sep 19, 2021

MYKAL WALKER'S 2021 GXG REGULAR-SEASON STATISTICS (FALCONS)

DATE	OPPONENT	P/S	TACKLES							INTERCEPTIONS				FUMBLES			ST			MISC		SCORE								
			TK	S	A	SK	YDS	TFL	YDS	QBH	NO	YDS	LG	TD	PD	FF	FR	TD	YDS	TK	S		A	FF	S	A	W/L			
09/12	Eagles	P	1	0	1	0	0	0	0	0	0	0	0	0	0	0	0	0	1	0	1	0	0	0	L	6-32				
09/19	at Buccaneers	P	1	0	1	0	0	0	0	0	0	0	0	0	1	0	0	4	1	1	0	0	0	0	L	25-48				
09/26	at Giants	P	0	0	0	0	0	0	0	0	0	0	0	1	0	0	0	0	1	0	1	0	0	0	W	17-14				
10/03	Football Team	P	0	0	0	0	0	0	0	0	0	0	0	0	0	0	0	0	1	0	1	0	0	0	L	30-34				
10/10	Jets	P	0	0	0	0	0	0	0	0	0	0	0	0	0	0	0	0	0	0	0	0	0	0	W	27-20				
10/24	at Dolphins	P	0	0	0	0	0	0	0	0	0	0	0	0	0	0	0	0	0	0	0	0	0	0	W	30-28				
10/31	Panthers	P	0	0	0	0	0	0	0	0	0	0	0	0	0	0	0	0	0	0	0	0	0	0	L	13-19				
11/07	at Saints	P	1	0	1	0	0	0	0	0	0	0	0	0	0	0	0	0	0	0	0	0	0	0	W	27-25				
11/14	at Cowboys	P	2	2	0	0	0	0	0	0	0	0	0	0	0	0	0	0	0	0	0	0	0	0	L	3-43				
11/18	Patriots	P	1	0	1	0	0	0	0	0	0	0	0	0	0	0	0	0	1	0	1	0	0	0	L	0-25				
11/28	at Jaguars	S	11	6	5	0	0	0	0	0	1	0	0	0	0	1	0	0	0	0	1	0	0	0	W	21-14				
12/05	Buccaneers	P	0	0	0	0	0	0	0	0	0	0	0	0	0	0	0	0	0	0	0	0	0	0	L	17-30				
12/12	at Panthers	P	0	0	0	0	0	0	0	0	0	1	66	66	1	1	0	0	0	0	0	0	0	0	W	29-21				
12/19	at 49ers	P	0	0	0	0	0	0	0	0	0	0	0	0	0	0	0	0	0	0	0	0	0	0	L	13-31				
12/26	Lions	P	5	4	1	0	0	0	0	0	0	0	0	0	0	0	0	0	0	0	0	0	0	0	W	20-16				
01/02	at Bills	S	1	1	0	0	0	0	0	0	0	0	0	0	1	0	0	0	0	0	0	1	1	0	L	15-29				
01/09	Saints	P	5	2	3	0	0	0	0	0	0	0	0	0	0	0	0	0	0	0	0	0	0	0	L	20-30				
2021 TOTALS			17	2	28	15	13	0	0	0	0	1	1	66	66	T	1	4	0	1	0	4	7	2	5	0	0	0	0	7-10

MYKAL WALKER'S 2020 GXG REGULAR-SEASON STATISTICS (FALCONS)

DATE	OPPONENT	P/S	TACKLES							INTERCEPTIONS				FUMBLES			ST			MISC		SCORE									
			TK	S	A	SK	YDS	TFL	YDS	QBH	NO	YDS	LG	TD	PD	FF	FR	TD	YDS	TK	S		A	FF	S	A	W/L				
09/13	Seahawks	P	3	1	2	0	0	0	0	0	0	0	0	0	0	0	0	0	0	0	0	0	0	0	0	L	25-38				
09/20	at Cowboys	P	6	3	3	0	0	0	0	0	0	0	0	0	0	0	0	0	0	0	0	0	0	0	0	L	39-40				
09/27	Bears	S	8	6	2	0	0	0	1	7	1	0	0	0	0	0	1	0	0	0	0	0	0	0	0	L	26-30				
10/05	at Packers	S	2	2	0	0	0	0	0	0	0	0	0	0	0	0	0	0	0	0	0	0	0	0	0	L	16-30				
10/11	Panthers	P	1	0	1	0	0	0	0	0	0	0	0	0	0	0	0	0	0	0	0	0	0	0	0	L	16-23				
10/18	at Vikings	S	0	0	0	0	0	0	0	0	0	1	0	0	0	0	0	0	0	0	0	0	0	0	0	W	40-23				
10/25	Lions	P	3	2	1	0	0	0	0	0	0	0	0	0	0	0	0	0	0	0	0	0	0	0	0	L	22-23				
10/29	at Panthers	P	0	0	0	0	0	0	0	0	0	0	0	0	0	0	0	0	0	0	0	0	0	0	0	W	25-17				
11/08	Broncos	P	1	1	0	0	0	0	0	0	0	0	0	0	0	0	0	0	0	0	0	0	0	0	0	W	34-27				
11/22	at Saints	S	2	2	0	0	0	0	0	0	0	0	0	0	1	0	0	0	0	0	0	0	0	0	0	L	9-24				
11/29	Raiders	S	0	0	0	0	0	0	0	0	0	0	0	0	0	0	0	0	0	0	0	0	0	0	0	W	43-6				
12/06	Saints	S	4	3	1	0	0	0	0	0	0	0	0	0	0	0	0	0	0	0	0	0	0	0	0	L	16-21				
12/13	at Chargers	P	4	4	0	0	0	0	0	0	0	0	0	0	0	0	0	0	0	0	0	0	0	0	0	L	17-20				
12/20	Buccaneers	P	0	0	0	0	0	0	0	0	0	0	0	0	0	0	0	0	0	0	0	0	0	0	0	L	27-31				
12/27	at Chiefs	P	3	1	2	0	0	0	0	0	0	0	0	0	0	0	0	0	0	0	0	0	0	0	0	L	14-17				
01/03	at Buccaneers	P	2	1	1	0	0	0	0	0	0	0	0	0	0	0	0	0	0	0	0	0	0	0	0	L	27-44				
2020 TOTALS			16	6	39	26	13	0	0	0	0	1	7	2	0	0	0	0	1	1	0	0	0	6	5	1	0	0	0	0	4-12



ELIJAH WILKINSON

Offensive Lineman

68

BIRTHDATE

02/10/95

HEIGHT

6'6"

WEIGHT

314 LBS

NFL EXP.

5 YRS

ACQUIRED

UFA-22 (CHI)

HOMETOWN

DOWNINGTOWN, PA.

COLLEGE

MASSACHUSETTS

CAREER

- » Appeared in 57 games (27 starts) at both tackle and guard for the Denver Broncos and Chicago Bears.
- » Played in 12 games (one start) for the Bears in 2021.
- » Spent four seasons (2017-20) with the Denver Broncos, appearing in 45 games with 26 starts.
- » Started seven games for Denver in 2020.
- » Appeared in 15 games for the Broncos in 2019, making 12 starts at right tackle.
- » Played in 12 games for Denver in 2018, starting the final seven games at right guard.
- » Appeared in nine games as a rookie in 2017.

- » Played four seasons (2013-16) at the University of Massachusetts.
- » Started 33-of-37 games for the Minutemen in his collegiate career.
- » Started all nine games played in 2016, helping the offense average 356.2 yards per game.
- » Blocked for a passing offense that ranked fourth in the Mid-American Conference (257.5 yards per game) as a junior in 2015.

PERSONAL

- » Attended Downington (Pa.) West High School.
- » Named to the Philadelphia Inquirer All-Southeastern Pennsylvania Second Team as a senior in 2012.

COLLEGE

TRANSACTIONS

- » Originally signed by the Denver Broncos following the 2017 NFL Draft.
- » Waived by the Broncos on Sept. 2, 2017.
- » Signed to Denver's practice squad on Sept. 3, 2017.
- » Signed to the Broncos active roster on Oct. 21, 2017.
- » Signed by Denver on March 13, 2018.
- » Signed by the Broncos on April 17, 2020.
- » Signed by the Chicago Bears as an unrestricted free agent on March 23, 2021.
- » Signed by the Atlanta Falcons as an unrestricted free agent on March 17, 2022.

ELIJAH WILKINSON'S NFL REGULAR SEASON STATISTICS

DATE	TEAM	GP	GS
2021	Bears	12	1
2020	Broncos	9	7
2019	Broncos	15	12
2018	Broncos	12	7
2017	Broncos	9	0
NFL TOTALS		57	27

ELIJAH WILKINSON'S 2021 GXG REGULAR-SEASON STATISTICS (BEARS)


DATE	OPPONENT	P/S		W/L	SCORE
09/12	at Rams	P		L	14-34
09/19	Bengals	P		W	20-17
09/26	at Browns	P		L	6-26
10/03	Lions	P		W	24-14
10/10	at Raiders	P		W	20-9
10/17	Packers	S		L	14-24
10/31	49ers	P		L	22-33
11/08	at Steelers	P		L	27-29
11/21	Ravens	P		L	13-16
11/25	at Lions	P		W	16-14
12/05	Cardinals		RESERVE/COVID-19	L	22-33
12/12	at Packers		RESERVE/COVID-19	L	30-45
12/20	Vikings	P		L	9-17
12/26	at Seahawks	P		W	25-24
01/02	Giants		ON INACTIVE LIST	W	29-3
01/09	at Vikings		ON INACTIVE LIST	L	17-31
2021 TOTALS		12-1		6-10	

ELIJAH WILKINSON'S 2020 GXG REGULAR-SEASON STATISTICS (BRONCOS)

DATE	OPPONENT	P/S		W/L	SCORE
09/14	Titans	S		L	14-16
09/20	at Steelers	S		L	21-26
09/27	Buccaneers	S		L	10-28
10/01	at Jets		DID NOT PLAY	W	37-28
10/18	at Patriots		DID NOT PLAY	W	18-12
10/25	Chiefs		DID NOT PLAY	L	16-43
11/01	Chargers		DID NOT PLAY	W	31-30
11/08	at Falcons		INJURED RESERVE	L	27-34
11/15	at Raiders		INJURED RESERVE	L	12-37
11/22	Dolphins		INJURED RESERVE	W	20-13
11/29	Saints	P		L	3-31
12/06	at Chiefs	P		L	16-22
12/13	at Panthers	S		W	32-27
12/19	Bills	S		L	19-48
12/27	at Chargers	S		L	16-19
01/03	Raiders	S		L	31-32
2020 TOTALS		9-7		5-11	

ELIJAH WILKINSON'S 2019 GXG REGULAR-SEASON STATISTICS (BRONCOS)

DATE	OPPONENT	P/S		W/L	SCORE
09/09	at Raiders	P		L	16-24
09/15	Bears	S		L	14-16
09/22	at Packers	S		L	16-27
09/29	Jaguars	S		L	24-26
10/06	at Chargers	S		W	20-13
10/13	Titans	S		W	16-0
10/17	Chiefs	S		L	6-30
10/27	at Colts	P		L	13-15
11/03	Browns	S		W	24-19
11/17	at Vikings	S		L	23-27
11/24	at Bills	S		L	3-20
12/01	Chargers	S		W	23-20
12/08	at Texans	P		W	38-24
12/15	at Chiefs	S		L	3-23
12/22	Lions	S		W	27-17
12/29	Raiders		ON INACTIVE LIST	W	16-15
2019 TOTALS		15-12		7-9	



AVERY WILLIAMS

Running Back

35

BIRTHDATE
07/15/98

HEIGHT
5'9"

WEIGHT
196 LBS

NFL EXP.
2 YRS

ACQUIRED
D5c '21

HOMETOWN
PASADENA, CALIF.

COLLEGE
BOISE STATE

CAREER

- » Played in 15 games (one start) totaling 15 total tackles (eight solo), three quarterback hits, one pass defended, seven total special teams tackles (three solo), one special teams forced fumble and two special teams fumble recoveries. He also has returned 20 punts for 153 yards (7.7 avg.) and 23 kickoffs for 490 yards (21.3 avg.) as a rookie in 2021.

- » On special teams, Williams totaled 38 kick returns for 1,042 yards, including three touchdowns while adding 82 punt returns for 948 yards, including six touchdowns.
- » A former walk-on at Boise State, Williams was named the Mountain West Special Teams Player of the Year each of the past two seasons (2019-20).

COLLEGE

- » A four-year cornerback and return specialist who played 48 games at Boise State. Posted 152 career tackles, 26 passes defended, four interceptions, and five fumble recoveries.

PERSONAL

- » Named Trinity League Co-MVP in 2015, his sole season for JSerra...ran for 1,175 yards and 14 touchdowns as a senior at JSerra...at St. Francis, helped lead team to Angelus League title and division playoffs with nine combined touchdowns (rushing/receiving/defense), three interceptions and four sacks...named All-Area as a junior and was a two-year starter at St. Francis before transferring to JSerra.

TRANSACTIONS

- » Selected by the Atlanta Falcons in the fifth round (183rd overall) of the 2021 NFL Draft.

AVERY WILLIAMS' NFL REGULAR SEASON RUSHING/RECEIVING STATISTICS

DATE	TEAM	RUSHING								RECEIVING				
		GP	GS	NO.	YDS.	AVG.	LG	TD	NO.	YDS.	AVG.	LG	TD	
2021	Falcons	15	1	0	0	0.0	0	0	0	0	0.0	0	0	
NFL TOTALS		15	1	0	0	0.0	0	0	0	0	0.0	0	0	

AVERY WILLIAMS' NFL REGULAR SEASON RETURN STATISTICS

DATE	TEAM	KICKOFF RETURNS						PUNT RETURNS					
		RET.	YDS.	AVG.	LG	TD	NO.	FC	YDS.	AVG.	LG	TD	
2021	Falcons	23	490	21.3	38	0	20	12	153	7.7	23	0	
NFL TOTALS		23	490	21.3	38	0	20	12	153	7.7	23	0	

AVERY WILLIAMS' SINGLE-GAME HIGHS: RUSHING/RECEIVING

All-Purpose Yards	113 vs. New England Patriots, Nov 18, 2021 102 at San Francisco 49ers, Dec 19, 2021 97 vs. New Orleans Saints, Jan 09, 2022	Longest Punt Return	23 at San Francisco 49ers, Dec 19, 2021 15 at New York Giants, Sep 26, 2021 13 vs. Detroit Lions, Dec 26, 2021 ...1 more at 13.
Kickoff Returns	5 vs. New England Patriots, Nov 18, 2021 4 at Jacksonville Jaguars, Nov 28, 2021 4 at Tampa Bay Buccaneers, Sep 19, 2021	Punt Returns	3 at Dallas Cowboys, Nov 14, 2021 3 at New York Giants, Sep 26, 2021 2 vs. Carolina Panthers, Oct 31, 2021 ...3 more at 2.
Kickoff Return Yards	102 vs. New England Patriots, Nov 18, 2021 91 at Jacksonville Jaguars, Nov 28, 2021 85 vs. New Orleans Saints, Jan 09, 2022	Punt Return Average	8.0 at New York Giants, Sep 26, 2021 3.7 at Dallas Cowboys, Nov 14, 2021
Longest Kickoff Return	38 at Carolina Panthers, Dec 12, 2021 36 vs. New Orleans Saints, Jan 09, 2022 33 at San Francisco 49ers, Dec 19, 2021	Kickoff Return Average	28.3 vs. New Orleans Saints, Jan 09, 2022 26.3 at San Francisco 49ers, Dec 19, 2021 22.8 at Jacksonville Jaguars, Nov 28, 2021
Fair Catches	2 vs. New England Patriots, Nov 18, 2021 2 vs. Carolina Panthers, Oct 31, 2021 1 vs. Detroit Lions, Dec 26, 2021 ...7 more at 1.	Special Teams Tackles	1 vs. New Orleans Saints, Jan 09, 2022 1 at Buffalo Bills, Jan 02, 2022 ...5 more at 1.
Punt Return Yards	24 at New York Giants, Sep 26, 2021 23 at San Francisco 49ers, Dec 19, 2021 21 vs. Carolina Panthers, Oct 31, 2021		

AVERY WILLIAMS' SINGLE-GAME HIGHS: PUNTER

Special Teams Tackles	1 vs. New Orleans Saints, Jan 09, 2022 1 at Buffalo Bills, Jan 02, 2022 ...5 more at 1.
------------------------------	---

AVERY WILLIAMS' 2021 GXG REGULAR-SEASON STATISTICS (FALCONS)

DATE	OPPONENT	P/S	RUSHING					RECEIVING					W/L	SCORE	
			NO.	YDS.	AVG.	LG	TD	NO.	YDS.	AVG.	LG	TD			
09/12	Eagles	P	0	0	0.0	0	0	0	0	0.0	0	0	0	L	6-32
09/19	at Buccaneers	P	0	0	0.0	0	0	0	0	0.0	0	0	L	25-48	
09/26	at Giants	P	0	0	0.0	0	0	0	0	0.0	0	0	W	17-14	
10/03	Football Team	P	0	0	0.0	0	0	0	0	0.0	0	0	L	30-34	
10/10	Jets		ON INACTIVE LIST										W	27-20	
10/24	at Dolphins		ON INACTIVE LIST										W	30-28	
10/31	Panthers	P	0	0	0.0	0	0	0	0	0.0	0	0	L	13-19	
11/07	at Saints	P	0	0	0.0	0	0	0	0	0.0	0	0	W	27-25	
11/14	at Cowboys	S	0	0	0.0	0	0	0	0	0.0	0	0	L	3-43	
11/18	Patriots	P	0	0	0.0	0	0	0	0	0.0	0	0	L	0-25	
11/28	at Jaguars	P	0	0	0.0	0	0	0	0	0.0	0	0	W	21-14	
12/05	Buccaneers	P	0	0	0.0	0	0	0	0	0.0	0	0	L	17-30	
12/12	at Panthers	P	0	0	0.0	0	0	0	0	0.0	0	0	W	29-21	
12/19	at 49ers	P	0	0	0.0	0	0	0	0	0.0	0	0	L	13-31	
12/26	Lions	P	0	0	0.0	0	0	0	0	0.0	0	0	W	20-16	
01/02	at Bills	P	0	0	0.0	0	0	0	0	0.0	0	0	L	15-29	
01/09	Saints	P	0	0	0.0	0	0	0	0	0.0	0	0	L	20-30	
2021 TOTALS		15-1	0	0	0.0	0	0	0	0	0.0	0	0	7-10		

AVERY WILLIAMS' 2021 GXG REGULAR-SEASON STATISTICS (FALCONS)

DATE	OPPONENT	P/S	KICKOFF RETURNS					PUNT RETURNS					W/L	SCORE	
			RET	YDS	AVG	LG	TD	NO	FC	YDS	AVG	LG			TD
09/12	Eagles	P	1	4	4.0	4	0	2	0	11	5.5	7	0	L	6-32
09/19	at Buccaneers	P	4	59	14.8	19	0	2	1	11	5.5	6	0	L	25-48
09/26	at Giants	P	0	0	0.0	0	0	3	0	24	8.0	15	0	W	17-14
10/03	Football Team	P	0	0	0.0	0	0	2	0	6	3.0	4	0	L	30-34
10/10	Jets		ON INACTIVE LIST										W	27-20	
10/24	at Dolphins		ON INACTIVE LIST										W	30-28	
10/31	Panthers	P	0	0	0.0	0	0	2	2	21	10.5	13	0	L	13-19
11/07	at Saints	P	0	0	0.0	0	0	0	1	0	0.0	0	0	W	27-25
11/14	at Cowboys	S	0	0	0.0	0	0	3	1	11	3.7	6	0	L	3-43
11/18	Patriots	P	5	102	20.4	27	0	1	2	11	11.0	11	0	L	0-25
11/28	at Jaguars	P	4	91	22.8	26	0	1	1	3	3.0	3	0	W	21-14
12/05	Buccaneers	P	1	30	30.0	30	0	1	1	7	7.0	7	0	L	17-30
12/12	at Panthers	P	1	38	38.0	38	0	0	1	0	0.0	0	0	W	29-21
12/19	at 49ers	P	3	79	26.3	33	0	1	1	23	23.0	23	0	L	13-31
12/26	Lions	P	0	0	0.0	0	0	1	1	13	13.0	13	0	W	20-16
01/02	at Bills	P	1	2	2.0	2	0	0	0	0	0.0	0	0	L	15-29
01/09	Saints	P	3	85	28.3	36	0	1	0	12	12.0	12	0	L	20-30
2021 TOTALS		15-1	23	490	21.3	38	0	20	12	153	7.7	23	0	7-10	



DAMIEN WILLIAMS

Running Back

6

BIRTHDATE

04/03/92

HEIGHT

5'11"

WEIGHT

229 LBS

NFL EXP.

7 YRS

ACQUIRED

UFA-22 (CHI)

HOMETOWN

SAN DIEGO, CALIF.

COLLEGE

OKLAHOMA

CAREER

- » Has rushed for 1,395 yards on 334 carries (4.2 avg.) and 14 touchdowns while recording 154 receptions for 1,209 yards (7.9 avg.) and 11 touchdowns in 97 games (15 starts) for the Dolphins, Chiefs and Bears.
- » Has also rushed for 369 yards on 84 carries (4.4 avg.) and six touchdowns in six career postseason games.
- » Rushed for 164 yards on 40 carries (4.1 avg.) and two touchdowns, adding 16 receptions for 103 yards (6.4 avg.) and one touchdown in 12 games (two starts) for Chicago in 2021.
- » Decided to opt out of the 2020 NFL season due to COVID-19.
- » Became the only player in Chiefs franchise history to record multiple postgames with at least 100 rushing yards.
- » His 11 postseason touchdowns are the second-most among active NFL players. Only Rob Gronkowski (14) has more.
- » As a member of the Chiefs, he tallied 104 rushing yards on 17 carries (6.1 avg.) and a rushing touchdown and caught four passes for 29 yards (7.3 avg.) and a touchdown in Super Bowl LIV against San Francisco.
- » Appeared in 11 games (six starts) for the Chiefs in 2019, rushing for 498 yards and five touchdowns and catching 30 passes for 213 yards and two touchdowns.

- » Played in all 16 games with three starts in 2018, rushing for 256 yards and four touchdowns. Also blocked a punt in Week 9 vs. Cleveland (11/4/18) to set up a Kansas City touchdown.
- » Spent the first four seasons (2014-17) of his career with the Miami Dolphins, where he appeared in 58 games (four starts) for the Dolphins.

COLLEGE

- » Played two seasons (2012-13) at the University of Oklahoma after transferring from Arizona Western where he played in 2011.
- » Rushed for 1,499 yards and 18 touchdowns on 290 carries and tallied 43 receptions for 410 yards (9.5 avg.) in 22 games for the Sooners.
- » Recorded 1,931 yards on 259 carries (7.5 avg.) and 26 touchdowns as a sophomore at Arizona Western in 2011.
- » Voted a first-team NJCAA All-American, the WSFL Offensive Player of the Year, ACCAC Co-Offensive Player of the Year and earned first team honors on both the All-WSFL and All-ACCAC postseason teams.

PERSONAL

- » Attended Mira Mesa High School in San Diego, Calif.
- » Rushed for 2,287 yards and 24 touchdowns as a senior in 2009.

TRANSACTIONS

- » Originally signed by the Miami Dolphins following the 2014 NFL Draft.
- » Re-signed by the Dolphins on May 11, 2017.
- » Signed by the Kansas City Chiefs as an unrestricted free agent on March 22, 2018.
- » Released by the Chiefs on March 16, 2021.
- » Signed by the Chicago Bears on March 29, 2021.
- » Signed by the Atlanta Falcons on March 17, 2022.

REGULAR SEASON COMPARISON: RECEIVING - NEW ORLEANS SAINTS

DATE	OPP	W/L	GP/GS	REC	YDS.	AVG.	TD	LG	TGTS	YAC
10/1/17	MIA vs. NO	L	P	0	0	0	0	0	2	0
TOTALS		0/1	1/0	0	0	0	0	0	2	0

DAMIEN WILLIAMS' NFL REGULAR SEASON RUSHING/RECEIVING STATISTICS

DATE	TEAM	GP	GS	RUSHING					RECEIVING				
				NO.	YDS.	AVG.	LG	TD	NO.	YDS.	AVG.	LG	TD
2021	Bears	12	2	40	164	4.1	23	2	16	103	6.4	23t	1
2020	Chiefs	0	0	0	0	0.0	0	0	0	0	0.0	0	0
2019	Chiefs	11	6	111	498	4.5	91t	5	30	213	7.1	32	2
2018	Chiefs	16	3	50	256	5.1	25	4	23	160	7.0	32	2
2017	Dolphins	11	4	46	181	3.9	69	0	20	155	7.8	24	1
2016	Dolphins	15	0	35	115	3.3	23	3	23	249	10.8	58	3
2015	Dolphins	16	0	16	59	3.7	19	0	21	142	6.8	23	1
2014	Dolphins	16	0	36	122	3.4	19	0	21	187	8.9	32	1
NFL TOTALS		97	15	334	1,395	4.2	91T	14	154	1,209	7.9	58	11

DAMIEN WILLIAMS' NFL POSTSEASON RUSHING/RECEIVING STATISTICS

DATE	TEAM	GP	GS	RUSHING					RECEIVING				
				NO.	YDS.	AVG.	LG	TD	NO.	YDS.	AVG.	LG	TD
2021	Chiefs	0	0	0	0	0.0	0	0	0	0	0.0	0	0
2020	Chiefs	3	3	46	196	4.3	38t	4	11	94	8.5	17t	2
2018	Chiefs	2	2	35	159	4.5	24	2	10	91	9.1	33	2
2016	Dolphins	1	0	3	14	4.7	15	0	1	4	4.0	4t	1
NFL TOTALS		6	5	84	369	4.4	38T	6	22	189	8.6	33	5

DAMIEN WILLIAMS' NFL REGULAR SEASON RETURN STATISTICS

DATE	TEAM	KICKOFF RETURNS					PUNT RETURNS					
		RET.	YDS.	AVG.	LG	TD	NO.	FC	YDS.	AVG.	LG	TD
2021	Bears	0	0	0.0	0	0	0	0	0	0.0	0	0
2020	Chiefs	0	0	0.0	0	0	0	0	0	0.0	0	0
2019	Chiefs	0	0	0.0	0	0	0	0	0	0.0	0	0
2018	Chiefs	0	0	0.0	0	0	0	0	0	0.0	0	0
2017	Dolphins	0	0	0.0	0	0	0	0	0	0.0	0	0
2016	Dolphins	2	32	16.0	17	0	0	0	0	0.0	0	0
2015	Dolphins	21	457	21.8	37	0	0	0	0	0.0	0	0
2014	Dolphins	5	102	20.4	26	0	0	0	0	0.0	0	0
NFL TOTALS		28	591	21.1	37	0	0	0	0	0.0	0	0

DAMIEN WILLIAMS' NFL POSTSEASON RETURN STATISTICS

DATE	TEAM	KICKOFF RETURNS					PUNT RETURNS					
		RET.	YDS.	AVG.	LG	TD	NO.	FC	YDS.	AVG.	LG	TD
2020	Chiefs	0	0	0.0	0	0	0	0	0	0.0	0	0
2019	Chiefs	0	0	0.0	0	0	0	0	0	0.0	0	0
2018	Chiefs	0	0	0.0	0	0	0	0	0	0.0	0	0
2016	Dolphins	0	0	0.0	0	0	0	0	0	0.0	0	0
NFL TOTALS		0	0	0.0	0	0	0	0	0	0.0	0	0

DAMIEN WILLIAMS' SINGLE-GAME HIGHS: RUSHING/RECEIVING

Rush Attempts	19 at Tennessee Titans, Nov 10, 2019 16 at Las Vegas Raiders, Oct 10, 2021 16 at Chicago Bears, Dec 22, 2019	Receiving TDs	1 at Minnesota Vikings, Jan 09, 2022 1 at Chicago Bears, Dec 22, 2019 ...9 more at 1.
Rushing Yards	125 vs. Minnesota Vikings, Nov 03, 2019 124 vs. Los Angeles Chargers, Dec 29, 2019 103 at Seattle Seahawks, Dec 23, 2018	All-Purpose Yards	154 vs. Los Angeles Chargers, Dec 29, 2019 140 at Seattle Seahawks, Dec 23, 2018 128 vs. Minnesota Vikings, Nov 03, 2019
Rushing Average	10.4 vs. Minnesota Vikings, Nov 03, 2019 10.3 vs. Los Angeles Chargers, Dec 29, 2019 7.9 at Seattle Seahawks, Dec 23, 2018	Kickoff Returns	4 at New York Jets, Nov 29, 2015 3 at Buffalo Bills, Nov 08, 2015 2 at San Diego Chargers, Dec 20, 2015 ...5 more at 2.
Longest Runs	91t vs. Minnesota Vikings, Nov 03, 2019 84t vs. Los Angeles Chargers, Dec 29, 2019 69 vs. Tampa Bay Buccaneers, Nov 19, 2017	Kickoff Return Yards	92 at New York Jets, Nov 29, 2015 64 vs. Houston Texans, Oct 25, 2015 49 at San Diego Chargers, Dec 20, 2015
Rushing TDs	2 vs. Los Angeles Chargers, Dec 29, 2019 2 vs. Los Angeles Chargers, Dec 13, 2018 1 at Las Vegas Raiders, Oct 10, 2021 ...9 more at 1.	Longest Kickoff Return	37 at Philadelphia Eagles, Nov 15, 2015 34 vs. Houston Texans, Oct 25, 2015 31 at Tennessee Titans, Oct 18, 2015 ...1 more at 31.
Receptions	7 at Seattle Seahawks, Dec 23, 2018 6 at Jacksonville Jaguars, Sep 08, 2019 6 vs. Los Angeles Chargers, Dec 13, 2018 ...2 more at 6.	Kickoff Return Average	23.0 at New York Jets, Nov 29, 2015 12.0 at Buffalo Bills, Nov 08, 2015
Receiving Yards	74 vs. Los Angeles Chargers, Dec 13, 2018 67 vs. Tennessee Titans, Oct 09, 2016 51 at Buffalo Bills, Dec 24, 2016	Special Teams Tackles	2 at Cleveland Browns, Sep 26, 2021 2 at Tennessee Titans, Oct 18, 2015 1 at Minnesota Vikings, Jan 09, 2022 ...15 more at 1.
Receiving Average	16.0 at Oakland Raiders, Sep 15, 2019 12.7 vs. New England Patriots, Jan 03, 2016 12.3 vs. Los Angeles Chargers, Dec 13, 2018	Most TDs	2 vs. Los Angeles Chargers, Dec 29, 2019 2 vs. Los Angeles Chargers, Dec 13, 2018 ...2 more at 2.
Longest Receptions	58 vs. Tennessee Titans, Oct 09, 2016 44 at Buffalo Bills, Dec 24, 2016 32 at Oakland Raiders, Sep 15, 2019 ...2 more at 32.	Miscellaneous Tackles	1 vs. New England Patriots, Jan 01, 2017

DAMIEN WILLIAMS' SINGLE-GAME HIGHS - POSTSEASON: RUSHING/RECEIVING

Rush Attempts	25 vs. Indianapolis Colts, Jan 12, 2019 17 vs. San Francisco 49ers, Feb 02, 2020 17 vs. Tennessee Titans, Jan 19, 2020	Receiving Yards	66 vs. New England Patriots, Jan 20, 2019 44 vs. Tennessee Titans, Jan 19, 2020 29 vs. San Francisco 49ers, Feb 02, 2020
Rushing Yards	129 vs. Indianapolis Colts, Jan 12, 2019 104 vs. San Francisco 49ers, Feb 02, 2020 47 vs. Houston Texans, Jan 12, 2020	Receiving Average	13.2 vs. New England Patriots, Jan 20, 2019 8.8 vs. Tennessee Titans, Jan 19, 2020 7.3 vs. San Francisco 49ers, Feb 02, 2020
Rushing Average	6.1 vs. San Francisco 49ers, Feb 02, 2020 5.2 vs. Indianapolis Colts, Jan 12, 2019 3.9 vs. Houston Texans, Jan 12, 2020	Longest Receptions	33 vs. New England Patriots, Jan 20, 2019 23t vs. New England Patriots, Jan 20, 2019 17 vs. Tennessee Titans, Jan 19, 2020 ...1 more at 17.
Longest Runs	38t vs. San Francisco 49ers, Feb 02, 2020 26 vs. Houston Texans, Jan 12, 2020 24 vs. Indianapolis Colts, Jan 12, 2019	Receiving TDs	2 vs. New England Patriots, Jan 20, 2019 1 vs. San Francisco 49ers, Feb 02, 2020 1 vs. Houston Texans, Jan 12, 2020 ...1 more at 1.
Rushing TDs	2 vs. Houston Texans, Jan 12, 2020 1 vs. San Francisco 49ers, Feb 02, 2020 1 vs. Tennessee Titans, Jan 19, 2020 ...2 more at 1.	All-Purpose Yards	154 vs. Indianapolis Colts, Jan 12, 2019 133 vs. San Francisco 49ers, Feb 02, 2020 96 vs. New England Patriots, Jan 20, 2019
Receptions	5 vs. Tennessee Titans, Jan 19, 2020 5 vs. New England Patriots, Jan 20, 2019 ...1 more at 5.	Most TDs	3 vs. Houston Texans, Jan 12, 2020 3 vs. New England Patriots, Jan 20, 2019 2 vs. San Francisco 49ers, Feb 02, 2020

DAMIEN WILLIAMS' 100-YARD RUSHING GAMES (3): REGULAR SEASON

DATE	TEAM	ATT.	YDS.	AVG.	LG	TD
12/23/18	at Seahawks	13	103	7.9	25	0
11/03/19	VIKINGS	12	125	10.4	91t	1
12/29/19	CHARGERS	12	124	10.3	84t	2

DAMIEN WILLIAMS' 100-YARD RUSHING GAMES (2): POSTSEASON

DATE	TEAM	ATT.	YDS.	AVG.	LG	TD
01/12/19	COLTS	25	129	5.2	24	1
02/02/20	49ERS	17	104	6.1	38t	1

DAMIEN WILLIAMS' 2021 GXG REGULAR-SEASON STATISTICS (BEARS)

		RUSHING						RECEIVING							
DATE	OPPONENT	P/S	NO.	YDS.	AVG.	LG	TD	NO.	YDS.	AVG.	LG	TD	W/L	SCORE	
09/12	at Rams	P	6	12	2.0	6	0	4	28	7.0	11	0	L	14-34	
09/19	Bengals	P	2	6	3.0	6	0	2	-2	-1.0	3	0	W	20-17	
09/26	at Browns	P	0	0	0.0	0	0	0	0	0.0	0	0	L	6-26	
10/03	Lions	P	8	55	6.9	23	1	2	15	7.5	8	0	W	24-14	
10/10	at Raiders	S	16	64	4.0	14	1	2	20	10.0	18	0	W	20-9	
10/17	Packers		RESERVE/COVID-19											L	14-24
10/24	at Buccaneers	P	3	5	1.7	4	0	1	3	3.0	3	0	L	3-38	
10/31	49ers	S	2	-3	-1.5	-1	0	0	0	0.0	0	0	L	22-33	
11/08	at Steelers		ON INACTIVE LIST											L	27-29
11/21	Ravens		ON INACTIVE LIST											L	13-16
11/25	at Lions		INACTIVE										W	16-14	
12/05	Cardinals		ON INACTIVE LIST										L	22-33	
12/12	at Packers	P	2	13	6.5	8	0	1	4	4.0	4	0	L	30-45	
12/20	Vikings	P	0	0	0.0	0	0	0	0	0.0	0	0	L	9-17	
12/26	at Seahawks	P	1	12	12.0	12	0	1	2	2.0	2	0	W	25-24	
01/02	Giants	P	0	0	0.0	0	0	0	0	0.0	0	0	W	29-3	
01/09	at Vikings	P	0	0	0.0	0	0	3	33	11.0	23†	1	L	17-31	
2021 TOTALS		12-2	40	164	4.1	23	2	16	103	6.4	23†	1	6-11		

DAMIEN WILLIAMS' 2020 GXG REGULAR-SEASON STATISTICS (CHIEFS)

		RUSHING						RECEIVING							
DATE	OPPONENT	P/S	NO.	YDS.	AVG.	LG	TD	NO.	YDS.	AVG.	LG	TD	W/L	SCORE	
09/10	Texans		RESERVE/OPT-OUT											W	34-20
09/20	at Chargers		RESERVE/OPT-OUT											W	23-20+
09/28	at Ravens		RESERVE/OPT-OUT											W	34-20
10/05	Patriots		RESERVE/OPT-OUT											W	26-10
10/11	Raiders		RESERVE/OPT-OUT											L	32-40
10/19	at Bills		RESERVE/OPT-OUT											W	26-17
10/25	at Broncos		RESERVE/OPT-OUT											W	43-16
11/01	Jets		RESERVE/OPT-OUT											W	35-9
11/08	Panthers		RESERVE/OPT-OUT											W	33-31
11/22	at Raiders		RESERVE/OPT-OUT											W	35-31
11/29	at Buccaneers		RESERVE/OPT-OUT											W	27-24
12/06	Broncos		RESERVE/OPT-OUT											W	22-16
12/13	at Dolphins		RESERVE/OPT-OUT											W	33-27
12/20	at Saints		RESERVE/OPT-OUT											W	32-29
12/27	Falcons		RESERVE/OPT-OUT											W	17-14
01/03	Chargers		RESERVE/OPT-OUT											L	21-38
2020 TOTALS		0-0	0	0	0.0	0	0	0	0	0.0	0	0	14-2		

† - Overtime

DAMIEN WILLIAMS' 2019 GXG REGULAR-SEASON STATISTICS (CHIEFS)


DATE	OPPONENT	P/S	RUSHING					RECEIVING					W/L	SCORE
			NO.	YDS.	AVG.	LG	TD	NO.	YDS.	AVG.	LG	TD		
09/08	at Jaguars	S	13	26	2.0	6	1	6	39	6.5	18	0	W	40-26
09/15	at Raiders	S	9	8	0.9	5	0	3	48	16.0	32	0	W	28-10
09/22	Ravens		INACTIVE										W	33-28
09/29	at Lions		INACTIVE										W	34-30
10/06	Colts	S	9	23	2.6	6	0	3	15	5.0	7	0	L	13-19
10/13	Texans	P	1	6	6.0	6	0	1	14	14.0	14t	1	L	24-31
10/17	at Broncos	P	9	7	0.8	4	0	2	-1	-0.5	1	0	W	30-6
10/27	Packers	P	7	30	4.3	9	1	0	0	0.0	0	0	L	24-31
11/03	Vikings	P	12	125	10.4	91t	1	2	3	1.5	5	0	W	26-23
11/10	at Titans	S	19	77	4.1	15	0	5	32	6.4	10	0	L	32-35
11/18	at Chargers	S	4	7	1.8	3	0	1	6	6.0	6	0	W	24-17
12/01	Raiders		INACTIVE										W	40-9
12/08	at Patriots		INACTIVE										W	23-16
12/15	Broncos		INACTIVE										W	23-3
12/22	at Bears	P	16	65	4.1	12	0	3	27	9.0	14t	1	W	26-3
12/29	Chargers	S	12	124	10.3	84t	2	4	30	7.5	13	0	W	31-21
2019 TOTALS		11-6	111	498	4.5	91T	5	30	213	7.1	32	2	12-4	

DAMIEN WILLIAMS' 2020 GXG POSTSEASON STATISTICS (CHIEFS)

DATE	OPPONENT	P/S	RUSHING					RECEIVING					W/L	SCORE
			NO.	YDS.	AVG.	LG	TD	NO.	YDS.	AVG.	LG	TD		
01/17	Browns		RESERVE/OPT-OUT										W	22-17
01/24	Bills		RESERVE/OPT-OUT										W	38-24
02/07	at Buccaneers		RESERVE/OPT-OUT										L	9-31
2020 TOTALS		0-0	0	0	0.0	0	0	0	0	0.0	0	0	2-1	

DAMIEN WILLIAMS' 2019 GXG POSTSEASON STATISTICS (CHIEFS)

DATE	OPPONENT	P/S	RUSHING					RECEIVING					W/L	SCORE
			NO.	YDS.	AVG.	LG	TD	NO.	YDS.	AVG.	LG	TD		
01/12	Texans	S	12	47	3.9	26	2	2	21	10.5	17t	1	W	51-31
01/19	Titans	S	17	45	2.6	8	1	5	44	8.8	17	0	W	35-24
02/02	49ers	S	17	104	6.1	38t	1	4	29	7.3	13	1	W	31-20
2019 TOTALS		3-3	46	196	4.3	38T	4	11	94	8.5	17T	2	3-0	



OLAMIDE ZACCHEAUS

Wide Receiver

17

BIRTHDATE

07/23/97

HEIGHT

5'8"

WEIGHT

194 LBS

NFL EXP.

4 YRS

ACQUIRED

CFA '19

HOMETOWN

PLAINFIELD, N.J.

COLLEGE

VIRGINIA

CAREER

- » Has appeared in 38 games (10 starts) in three seasons, producing 54 receptions for 795 yards (14.7 avg.) and five touchdowns.
- » Played in 17 games (eight starts), setting single-season career highs for receptions (31) for receiving yards (406) and touchdowns (three) in 2021.
- » Recorded a career-high 20 receptions for 274 yards (13.7 avg.) and one touchdown in 11 games with two starts in 2020 before being placed on the Reserve/Injured list.
- » Appeared in 10 games with three catches for 115 yards, including one receiving touchdown, and recovered a fumble in the end zone for a touchdown as a rookie in 2019.
- » Recorded his first NFL catch during Week 14 against the Carolina Panthers. According to the Elias Sports Bureau, his 93-yard touchdown catch is the longest first-career reception in NFL history. It is the third-longest reception in Falcons' history behind a 98-yard reception by Michael Haynes (1993) and a 94-yard catch by Jamal Anderson (2001).
- » In Week 16 with two seconds left in the game, the Falcons

kicked off and the 49ers fumbled on a lateral pass that led to Olamide Zaccheaus recovering the ball in the end zone for a touchdown. The last fumble recovery for a touchdown on a kickoff in franchise history occurred on Nov. 13, 1994 (Eric Jack).

COLLEGE

- » Played in 50 games throughout four seasons at Virginia, recording 250 receptions for 2,753 yards and 22 touchdowns with a career-long 86-yard reception.
- » Saw career-highs during senior campaign, marking 93 receptions for 1,058 receiving yards and nine touchdowns.

PERSONAL

- » Played running back and defensive back at St. Joseph's Prep for head coach Gabe Infante and was rated a three-star recruit by ESPN.com, Scout.com, Rivals.com, and 247Sports.com.
- » Part of USA Football's 2015 International Bowl roster.
- » Ran track in the AAU Junior Olympics and made it to nationals from 2007 to 2010.

IN THE COMMUNITY

Giving Back

- » As part of the Falcons' Hometown Huddle in 2019, Zaccheaus painted and helped with landscaping at a Habitat for Humanity Build on the Westside alongside members of the Atlanta Police Department.
- » In his rookie season in 2019, Zaccheaus served dinner to pediatric cancer patients and their families at the Ronald McDonald House in Atlanta and packed food for families in need at the Atlanta Community Food Bank.
- » During Halloween last year, Zaccheaus and a group of teammates dressed up in Halloween costumes and surprised patients with room-to-room visits at Children's Healthcare of Atlanta - Egleston.

TRANSACTIONS

- » Signed by the Atlanta Falcons as a college free agent on April 29, 2019.

REGULAR SEASON COMPARISON: RECEIVING - NEW ORLEANS SAINTS

DATE	OPP	W/L	GP/GS	REC	YDS.	AVG.	TD	LG	TGTS	YAC	
11/28/19	ATL vs. NO	L	P	0	0	0	0	0	1	0	
11/22/20	ATL @ NO	L	P	1	10	10.0	0	10	1	-1	
11/7/21	ATL @ NO	W	P	3	58	19.3	2	49	3	15	
1/9/22	ATL vs. NO	L	P	3	47	15.7	0	28	3	8	
TOTALS			1/3	4/0	7	115	16.4	2	49	8	22

OLAMIDE ZACCHEAUS' NFL REGULAR SEASON RUSHING/RECEIVING STATISTICS

DATE	TEAM	RECEIVING							RUSHING				
		GP	GS	NO.	YDS.	AVG.	LG	TD	NO.	YDS.	AVG.	LG	TD
2021	Falcons	17	8	31	406	13.1	49	3	1	2	2.0	2	0
2020	Falcons	11	2	20	274	13.7	51t	1	1	0	0.0	0	0
2019	Falcons	10	0	3	115	38.3	93t	1	0	0	0.0	0	0
NFL TOTALS		38	10	54	795	14.7	93T	5	2	2	1.0	2	0

OLAMIDE ZACCHEAUS' NFL REGULAR SEASON RETURN STATISTICS

DATE	TEAM	KICKOFF RETURNS						PUNT RETURNS					
		RET.	YDS.	AVG.	LG	TD	NO.	FC	YDS.	AVG.	LG	TD	
2021	Falcons	2	41	20.5	24	0	3	2	36	12.0	17	0	
2020	Falcons	0	0	0.0	0	0	0	0	0	0.0	0	0	
2019	Falcons	0	0	0.0	0	0	0	0	0	0.0	0	0	
NFL TOTALS		2	41	20.5	24	0	3	2	36	12.0	17	0	

OLAMIDE ZACCHEAUS' SINGLE-GAME HIGHS: RUSHING/RECEIVING

Rush Attempts	1 vs. Tampa Bay Buccaneers, Dec 05, 2021 1 vs. Detroit Lions, Oct 25, 2020	Kickoff Return Yards	24 at San Francisco 49ers, Dec 19, 2021 17 vs. New England Patriots, Nov 18, 2021
Rushing Yards	2 vs. Tampa Bay Buccaneers, Dec 05, 2021 2 vs. Tampa Bay Buccaneers, Dec 05, 2021	Longest Kickoff Return	24 at San Francisco 49ers, Dec 19, 2021 17 vs. New England Patriots, Nov 18, 2021
Longest Runs	8 at Green Bay Packers, Oct 05, 2020 4 vs. Denver Broncos, Nov 08, 2020 4 vs. Chicago Bears, Sep 27, 2020	Fair Catches	1 at Miami Dolphins, Oct 24, 2021 1 vs. New York Jets, Oct 10, 2021
Receptions	103 vs. Denver Broncos, Nov 08, 2020 93 vs. Carolina Panthers, Dec 08, 2019 86 at Green Bay Packers, Oct 05, 2020	Punt Return Yards	19 vs. New York Jets, Oct 10, 2021 17 at Miami Dolphins, Oct 24, 2021
Receiving Yards	19.3 at New Orleans Saints, Nov 07, 2021 15.7 vs. New Orleans Saints, Jan 09, 2022	Longest Punt Return	17 at Miami Dolphins, Oct 24, 2021 15 vs. New York Jets, Oct 10, 2021
Receiving Average	25.8 vs. Denver Broncos, Nov 08, 2020 19.3 at New Orleans Saints, Nov 07, 2021 15.7 vs. New Orleans Saints, Jan 09, 2022	Punt Returns	4 vs. New York Jets, Oct 10, 2021 2 vs. New York Jets, Oct 10, 2021 1 at Miami Dolphins, Oct 24, 2021
Longest Receptions	93t vs. Carolina Panthers, Dec 08, 2019 51t vs. Denver Broncos, Nov 08, 2020 49 at San Francisco 49ers, Dec 19, 2021 ...1 more at 49.	Special Teams Tackles	1 vs. Tampa Bay Buccaneers, Dec 05, 2021 1 vs. New England Patriots, Nov 18, 2021 ...6 more at 1.
Receiving TDs	2 at New Orleans Saints, Nov 07, 2021 1 at New York Giants, Sep 26, 2021 1 vs. Denver Broncos, Nov 08, 2020 ...1 more at 1.	Most TDs	2 at New Orleans Saints, Nov 07, 2021 1 at New York Giants, Sep 26, 2021 1 vs. Denver Broncos, Nov 08, 2020 ...2 more at 1.
All-Purpose Yards	103 vs. Denver Broncos, Nov 08, 2020 93 vs. Carolina Panthers, Dec 08, 2019 86 at Green Bay Packers, Oct 05, 2020	Miscellaneous Tackles	1 at Dallas Cowboys, Nov 14, 2021 1 vs. Denver Broncos, Nov 08, 2020
Kickoff Returns	1 at San Francisco 49ers, Dec 19, 2021 1 vs. New England Patriots, Nov 18, 2021		

OLAMIDE ZACCHEAUS' 100-YARD RECEIVING GAMES (1): REGULAR SEASON

DATE	TEAM	NO.	YDS.	AVG.	LG	TD
11/08/20	BRONCOS	4	103	25.8	51t	1

OLAMIDE ZACCHEAUS' 2021 GXG REGULAR-SEASON STATISTICS (FALCONS)

DATE	OPPONENT	P/S	RECEIVING					RUSHING					W/L	SCORE
			NO.	YDS.	AVG.	LG	TD	NO.	YDS.	AVG.	LG	TD		
09/12	Eagles	P	0	0	0.0	0	0	0	0	0.0	0	0	L	6-32
09/19	at Buccaneers	P	2	22	11.0	12	0	0	0	0.0	0	0	L	25-48
09/26	at Giants	P	3	32	10.7	14	1	0	0	0.0	0	0	W	17-14
10/03	Football Team	S	1	15	15.0	15	0	0	0	0.0	0	0	L	30-34
10/10	Jets	S	2	20	10.0	15	0	0	0	0.0	0	0	W	27-20
10/24	at Dolphins	P	1	13	13.0	13	0	0	0	0.0	0	0	W	30-28
10/31	Panthers	S	1	12	12.0	12	0	0	0	0.0	0	0	L	13-19
11/07	at Saints	P	3	58	19.3	49	2	0	0	0.0	0	0	W	27-25
11/14	at Cowboys	P	2	22	11.0	13	0	0	0	0.0	0	0	L	3-43
11/18	Patriots	P	3	23	7.7	9	0	0	0	0.0	0	0	L	0-25
11/28	at Jaguars	S	1	5	5.0	5	0	0	0	0.0	0	0	W	21-14
12/05	Buccaneers	S	3	44	14.7	30	0	1	2	2.0	2	0	L	17-30
12/12	at Panthers	P	0	0	0.0	0	0	0	0	0.0	0	0	W	29-21
12/19	at 49ers	S	2	53	26.5	49	0	0	0	0.0	0	0	L	13-31
12/26	Lions	S	2	32	16.0	17	0	0	0	0.0	0	0	W	20-16
01/02	at Bills	S	2	8	4.0	8	0	0	0	0.0	0	0	L	15-29
01/09	Saints	P	3	47	15.7	28	0	0	0	0.0	0	0	L	20-30
2021 TOTALS		17-8	31	406	13.1	49	3	1	2	2.0	2	0	7-10	

OLAMIDE ZACCHEAUS' 2020 GXG REGULAR-SEASON STATISTICS (FALCONS)

DATE	OPPONENT	P/S	RECEIVING					RUSHING					W/L	SCORE
			NO.	YDS.	AVG.	LG	TD	NO.	YDS.	AVG.	LG	TD		
09/13	Seahawks	P	0	0	0.0	0	0	0	0	0.0	0	0	L	25-38
09/20	at Cowboys	P	1	10	10.0	10	0	0	0	0.0	0	0	L	39-40
09/27	Bears	P	4	41	10.3	13	0	0	0	0.0	0	0	L	26-30
10/05	at Packers	P	8	86	10.8	16	0	0	0	0.0	0	0	L	16-30
10/11	Panthers	S	1	13	13.0	13	0	0	0	0.0	0	0	L	16-23
10/18	at Vikings	P	0	0	0.0	0	0	0	0	0.0	0	0	W	40-23
10/25	Lions	P	0	0	0.0	0	0	1	0	0.0	0	0	L	22-23
10/29	at Panthers	P	0	0	0.0	0	0	0	0	0.0	0	0	W	25-17
11/08	Broncos	S	4	103	25.8	51t	1	0	0	0.0	0	0	W	34-27
11/22	at Saints	P	1	10	10.0	10	0	0	0	0.0	0	0	L	9-24
11/29	Raiders	P	1	11	11.0	11	0	0	0	0.0	0	0	W	43-6
12/06	Saints												L	16-21
12/13	at Chargers												L	17-20
12/20	Buccaneers												L	27-31
12/27	at Chiefs												L	14-17
01/03	at Buccaneers												L	27-44
2020 TOTALS		11-2	20	274	13.7	51T	1	1	0	0.0	0	0	4-12	

OLAMIDE ZACCHEAUS' 2019 GXG REGULAR-SEASON STATISTICS (FALCONS)

DATE	OPPONENT	P/S	RECEIVING					RUSHING					W/L	SCORE	
			NO.	YDS.	AVG.	LG	TD	NO.	YDS.	AVG.	LG	TD			
09/08	at Vikings		ON INACTIVE LIST											L	12-28
09/15	Eagles		INACTIVE											W	24-20
09/22	at Colts		INACTIVE											L	24-27
09/29	Titans		INACTIVE											L	10-24
10/06	at Texans		INACTIVE											L	32-53
10/13	at Cardinals	P	0	0	0.0	0	0	0	0	0.0	0	0	0	L	33-34
10/20	Rams		INACTIVE											L	10-37
10/27	Seahawks	P	0	0	0.0	0	0	0	0	0.0	0	0	L	20-27	
11/10	at Saints	P	0	0	0.0	0	0	0	0	0.0	0	0	W	26-9	
11/17	at Panthers	P	0	0	0.0	0	0	0	0	0.0	0	0	W	29-3	
11/24	Buccaneers	P	0	0	0.0	0	0	0	0	0.0	0	0	L	22-35	
11/28	Saints	P	0	0	0.0	0	0	0	0	0.0	0	0	L	18-26	
12/08	Panthers	P	1	93	93.0	93t	1	0	0	0.0	0	0	W	40-20	
12/15	at 49ers	P	0	0	0.0	0	0	0	0	0.0	0	0	W	29-22	
12/22	Jaguars	P	0	0	0.0	0	0	0	0	0.0	0	0	W	24-12	
12/29	at Buccaneers	P	2	22	11.0	11	0	0	0	0.0	0	0	W	28-22+	
2019 TOTALS	10-0		3	115	38.3	93T	1	0	0	0.0	0	0	7-9		

+ - Overtime



TYLER ALLGEIER

Running Back

25

BIRTHDATE

04/15/00

HEIGHT

5'10"

WEIGHT

226 LBS

NFL EXP.

Rookie

ACQUIRED

D5 '22

HOMETOWN

FONTANA, CALIF.

COLLEGE

BYU

COLLEGE

- » Allgeier played in 41 games, 21 starts, over four years for the Cougars.
- » He totaled 2,899 yards on 452 carries with 36 touchdowns while averaging 6.4 yards per carry. He also added 46 catches for 437 yards and one touchdown.
- » A former walk-on, Allgeier redshirted in 2018 and then spent time as a two-way player in 2019, playing both running back and linebacker.
- » The 5-foot-10, 224-pound running back was a second-team All-American in 2021 after he set a single-season school record with 1,601 rushing yards.
- » The Fontana, Calif., native led the FBS with 23 rushing touchdowns and averaged 5.8 yards per carry.
- » A physical runner, Allgeier recorded 70-percent of his rushing yardage after contact, according to The Athletic's Dane Brugler.
- » Allgeier had a breakout campaign in 2020 earning honorable mention All-America honors after leading the team with 1,130 yards on 150 carries.

- » He ranked seventh in the FBS, averaging 7.5 yards per carry, and tied for 10th with 13 rushing touchdowns.
- » During the 2019 season, Allgeier played both running back and linebacker posting 119 yards on 17 carries while notching 26 tackles.
- » He played four games in 2018 before redshirting.

PERSONAL

- » He is the all-time leading rusher for Kaiser High School. Ran for more than 5,000 yards in high school, scored 56 rushing touchdowns, and averaged 8.3 yards per carry.
- » As a senior, he rushed for 2,470 yards on 231 carries and scored 29 touchdowns.
- » Allgeier was a two-way player that also posted 126 total tackles, five sacks, two interceptions and two fumble recoveries on defense.
- » He grew up in Fontana, California, same city as BYU all-time leading rusher Jamaal Williams.

TRANSACTIONS

- » Selected by the Atlanta Falcons in the fifth round (151st overall) of the 2022 NFL Draft.



TROY ANDERSEN

Inside Linebacker

44

BIRTHDATE

04/23/99

HEIGHT

6'4"

WEIGHT

239 LBS

NFL EXP.

Rookie

ACQUIRED

D2b - '22

HOMETOWN

DILLON, MT.

COLLEGE

MONTANA STATE

COLLEGE

- » Spent four seasons (2017-19; 2021) at Montana State University where played running back, linebacker and quarterback.
- » Tallied 214 total tackles, 27.5 tackles for loss, 10.5 sacks, 15 passes defended and three interceptions in 50 games (40 starts).
- » Also recorded the second-most rushing touchdowns (33), sixth-most 100-rushing yard games (11), and ninth-most rushing yards (2,260) in program history.
- » Notched 147 total tackles, 14 tackles for loss, 2.0 sacks, nine passes defended and two interceptions in 15 games (15 starts) in 2021.
- » Named the 2021 FCS ADA Defensive Player of the Year and was a unanimous first-team All-American.
- » 2020 season was cancelled due to COVID-19.
- » Played running back and linebacker in 2019 and earned first-team All-America and first-team All-Big Sky honors, recording 54 total tackles, 11.5 tackles for loss, 6.5 sacks, six passes defended, one interception, seven rushing touchdowns and one touchdown pass.
- » Began his career as a running back and linebacker, rushing

for 515 yards on 90 carries (5.7 avg.) and five touchdowns, adding seven catches for 45 yards and one touchdown in 2017, and was named the Big Sky Freshman of the Year in 2017.


- » Converted to quarterback and earned first-team All-Big Sky honors and third-team All-America honors with a school-record 21 rushing touchdowns in 2018.

PERSONAL

- » Native of Dillon, Mt. where he attended Beaverhead County High School.
- » Helped lead Beaverhead to Class A title games as a junior and senior, winning the 2016 championship...
- » Named a Class A all-state quarterback as a junior and senior...
- » Earned All-USA Montana first team safety and Defensive Player of the Year honors...
- » Threw for 1,403 yards in 2016, rushing for 877 and accounting for 30 total touchdowns, while also recording 71 tackles, three interceptions and two fumbles recovered.
- » Also lettered in basketball and track.

TRANSACTIONS

- » Originally selected by the Atlanta Falcons in the second round (58th overall) of the 2022 NFL Draft.



ARNOLD EBIKETIE

Outside Linebacker

47

BIRTHDATE

01/23/99

HEIGHT

6'2"

WEIGHT

250 LBS

NFL EXP.

Rookie

ACQUIRED

D2a '22

HOMETOWN

SILVER SPRING, MD.

COLLEGE

PENN STATE

COLLEGE

- » Ebiketie played three seasons at Temple before transferring to Penn State in 2021. He led the team with 18 tackles for loss and 9.5 sacks while totaling 62 tackles, two forced fumbles, and one pass defense.
- » The 6-foot-2, 250-pound edge rusher was a second-team All-American and a first-team All-Big Ten selection in 2021 and recorded at least one tackle for loss in 11 of the 12 games in which he played.
- » Ebiketie saw action in 24 games - 6 starts - over three seasons at Temple and notched 59 tackles, 10.5 tackles for loss, 6.0 sacks, and three forced fumbles.
- » He was a second-team All-AAC selection in 2020 after leading the team in tackles for loss, sacks, and forced fumbles.

- » Was a three-year letter-winner for Albert Einstein High. As a senior, helped Einstein earn a 6-4 record while playing linebacker and wide receiver.
- » He earned 2016 co-Defensive Player of the Year and first-team All-Sentinel honors after compiling 21.5 sacks, 36 tackles for loss as a senior. He also logged 298 receiving yards and three TDs at the receiver position.
- » Ebiketie racked up 9.5 sacks, 14 tackles for loss, three fumble recoveries, three pass deflections, and two blocked field goals during junior year.
- » He also played basketball and averaged 9.7 rebounds and 6.5 points in his career as a power forward and was a sprinter and high jumper for the track team.
- » His parents are Jean Marie Ebiketie and Guy Susanne. He has two sisters, Nancy and Nelly, and a brother Yvan.
- » Born in Yaounde, Cameroon.

PERSONAL

TRANSACTIONS

- » Selected by the Atlanta Falcons in the second round (38th overall) of the 2022 NFL Draft.



JOHN FITZPATRICK

Tight End

87

BIRTHDATE

03/09/00

HEIGHT

6'7"

WEIGHT

255 LBS

NFL EXP.

Rookie

ACQUIRED

D6b - '22

HOMETOWN

ATLANTA, GA.

COLLEGE

GEORGIA

COLLEGE

- » Played three seasons (2019-21) at the University of Georgia after redshirting in 2018.
- » Appeared in 38 games (13 starts) for the Bulldogs.
- » Recorded 17 receptions for 200 yards (11.8 avg.) and one touchdown.
- » Primarily used as an inline, blocking tight end, was a key part of a Bulldogs offense that averaged 443.1 yards of total offense per game, 191.2 rushing yards per game, and ranked ninth in the nation in scoring offense in 2021.
- » Posted six catches for 83 yards last year and played through injuries to help Georgia to a 13-1 record and a national title.

PERSONAL

- » Attended Marist School in Brookhaven, Ga.
- » Earned first-team all-state honors as a senior in 2017, leading Marist to a 14-1 record.
- » Recorded 29 catches for 400 yards and three touchdowns on offense and tallied 29 tackles and 3.0 sacks as a defensive end.
- » High school teammates with Baltimore's Kyle Hamilton.
- » Also lettered in basketball and soccer.
- » Graduated with a degree in real estate from Georgia.

TRANSACTIONS

- » Originally selected by the Atlanta Falcons in the sixth round (213th overall) of the 2022 NFL Draft.



DRAKE LONDON

Wide Receiver

5

BIRTHDATE

07/24/01

HEIGHT

6'4"

WEIGHT

219 LBS

NFL EXP.

Rookie

ACQUIRED

D1-22

HOMETOWN

MOORPARK, CALIF.

COLLEGE

SOUTHERN CALIFORNIA

COLLEGE

- » Played three seasons (2019-21) at the University of Southern California.
- » Recorded 160 receptions for 2,153 yards (13.5 avg.) and 15 touchdowns in 27 games (23 starts) for the Trojans.
- » Finished with at least 100 receiving yards in nine games in college.
- » Became the first player to record at least 15 receptions in multiple games in program history.
- » Tallied one reception in 21 consecutive games, dating back to 2019.
- » Recorded 88 receptions for 1,084 yards (912.3 avg.) and seven touchdowns in eight games as a junior. Also rushed for a touchdown in 2021.
- » Earned All-American honors from Pro Football Focus (first team), Football Writers (second team), Walter Camp (second team), Associated Press (third team) and Phil Steele (third team) as a junior despite missing the final four games of the season.
- » Named first-team all-conference and was the 2021 Pac-12 Offensive Player of the Year.
- » Became the first Trojan to record at least 100 receiving yards in five consecutive games since Marquise Lee in 2012.

- » Finished with at least 10 catches in five games as a junior in 2021.
- » Started six games as a sophomore in 2020 and notched 33 receptions for 502 yards (15.2 avg.) and three touchdowns.
- » Earned second-team all-conference honors as a sophomore.
- » Recorded a receiving touchdown in each of USC's final five games of the season in 2019 as a true freshman.
- » Joined the 2020 USC men's basketball team after the 2019 football season and grabbed three rebounds in three games for the Trojans.

PERSONAL

- » Attended Moorpark (Calif.) High School.
- » Recorded 62 catches for 1,089 yards (17.6 avg.) and 12 touchdowns as a senior in 2018.
- » Named 2018 PrepStar All-American, Tacoma News Tribune Western 100, Cal-Hi Sports All-State third team, All-CIF Division 3, Los Angeles Daily News All-Area first team and All-OCamino League Co-Wide Receiver of the Year as a senior.
- » Notched 51 receptions for 1,032 yards (20.2 avg.) and 11 touchdowns in 2017.
- » Played basketball at Moorpark and averaged 29.2 points, 11.9 rebounds and 3.8 assists as a senior, while earning All-CIF Division 4 and Los Angeles Times All-Area.

TRANSACTIONS

- » Selected by the Atlanta Falcons in the first round (eighth overall) of the 2022 NFL Draft.



DEANGELO MALONE

Outside Linebacker

51

BIRTHDATE

07/12/99

HEIGHT

6'3"

WEIGHT

246 LBS

NFL EXP.

Rookie

ACQUIRED

D3b - '22

HOMETOWN

ATLANTA, GA.

COLLEGE

WESTERN KENTUCKY

COLLEGE

- » Played five seasons (2017-21) at Western Kentucky University.
- » Tallied 349 total tackles (179 solo), 34.0 sacks, 60 tackles for loss, nine forced fumbles, eight passes defended, one interception and one fumble recovery in 62 games.
- » Earned first-team All-Conference USA in each of his final three seasons, earning two Conference USA Defensive Player of the Year awards of that sapan (2019, 2021), becoming the fourth player to win that award multiple times in conference history.
- » Led the Hilltoppers in sacks (9.0), tackles for loss (17.5) and forced fumbles (four) in 14 games (14 starts) in 2021.
- » Also recorded more total tackles (94) than any FBS defensive lineman last season, marking the second time he accomplished that feat in the past three years (99 total tackles in 2019).
- » Finished his college career as the all-time sack leader in program history with 34, while his 60 tackles for loss were the second-most in school history.

- » Named MVP of the American team at the 2022 Senior Bowl.

PERSONAL

- » Attended Cedar Grove High School in Ellenwood, Ga. as a senior after played three seasons at Martin Luther King High.
- » Led Cedar Grove to a 13-2 record and a GHSA Divison 3A state championship as a senior after recording 49 tackles and eight tackles for loss.
- » Earned first-team all-state honors as a defensive lineman as a senior.
- » First cousin of Falcons' 2022 sixth-round selection Justin Shaffer.
- » Was high school teammates with Shaffer and Indianapolis Colts' tight end Jelani Woods at Cedar Grove High School, and was teammates with Arden Key and Terez Hall at Martin Luther King.
- » Started his high school career as a wide receiver and running back before moving to defensive end as a junior.

TRANSACTIONS

- » Originally selected by the Atlanta Falcons in the third round (82nd overall) of the 2022 NFL Draft.



JALEN MAYFIELD

Offensive Lineman

77

BIRTHDATE

05/23/00

HEIGHT

6'5"

WEIGHT

320 LBS

NFL EXP.

2 YRS

ACQUIRED

D3 '21

HOMETOWN

GRAND RAPIDS, MICH.

COLLEGE

MICHIGAN

CAREER

Started 16 games at left guard as a rookie.

COLLEGE

- » Played three seasons (2018-20) at the University of Michigan in Ann Arbor, Mich.
- » Appeared in 18 games with 15 starts at right tackle over three seasons for the Wolverines.
- » Started at right tackle in two games as a junior in 2020 but missed the remainder of the season due to injury.

- » Started all 13 games at right tackle as a sophomore and earned All-Big Ten honorable mention in 2019.
- » Appeared in three games at left tackle as a freshman in 2018.

PERSONAL

- » Attended Catholic Central High School in Grand Rapids, Mich., where he played both offensive and defensive lines.
- » Led Catholic Central to back-to-back Division 4 Michigan State Championships in 2016 and 2017.
- » Father, Brian, played left tackle at Ferris State University from 1989-93.

TRANSACTIONS

- » Selected by the Atlanta Falcons in the third round (68th overall) of the 2021 NFL Draft.

JALEN MAYFIELD'S NFL REGULAR SEASON STATISTICS

DATE	TEAM	GP	GS
2021	Falcons	16	16
NFL TOTALS		16	16

JALEN MAYFIELD'S 2021 GXG REGULAR-SEASON STATISTICS (FALCONS)

DATE	OPPONENT	P/S	W/L	SCORE
09/12	Eagles	S	L	6-32
09/19	at Buccaneers	S	L	25-48
09/26	at Giants	S	W	17-14
10/03	Football Team	S	L	30-34
10/10	Jets	S	W	27-20
10/24	at Dolphins	S	W	30-28
10/31	Panthers	S	L	13-19
11/07	at Saints	S	W	27-25
11/14	at Cowboys	S	L	3-43
11/18	Patriots	S	L	0-25
11/28	at Jaguars	S	W	21-14
12/05	Buccaneers	S	L	17-30
12/12	at Panthers	S	W	29-21
12/19	at 49ers	S	L	13-31
12/26	Lions	S	W	20-16
01/02	at Bills	S	L	15-29
01/09	Saints		L	20-30
2021 TOTALS				16-16
				7-10

ON INACTIVE LIST



DESMOND RIDDER

Quarterback

4

BIRTHDATE

08/31/99

HEIGHT

6'4"

WEIGHT

202 LBS

NFL EXP.

Rookie

ACQUIRED

D3a - '22

HOMETOWN

LOUISVILLE, KY.

COLLEGE

CINCINNATI

COLLEGE

- » The 6-foot-4, 215-pound quarterback was the AAC's offensive player of the year in back-to-back seasons and led Cincinnati to the College Football Playoff in his final season.
- » Ridder finished his career at Cincinnati with the third-most wins by a quarterback in college football history at 44 and the Bearcats posted a perfect 26-0 mark at home with Ridder under center.
- » The Louisville native was a four-year starter and threw for 10,239 yards on 810-of-1,304 passing (62.1 percent) with 87 touchdowns and 28 interceptions in 50 career games. He also added 501 rushes for 2,180 yards and 28 scores on the ground.
- » In 2021, Ridder captained the Bearcats to their second-straight AAC championship and a No. 4 national ranking.
- » He completed 251-of-387 passes for 3,334 yards and 30 touchdowns while adding 355 yards and six scores on the ground.
- » The AAC leader in total touchdowns (113) finished eighth in Heisman Trophy voting and as a finalist for the Johnny Unitas Golden Arm Award, Semifinalist for the Maxwell, Walter Camp, and Davey O'Brien Awards.
- » Ridder was a first-team All-AAC pick and the conference's offensive player of the year in 2020 after passing for

2,296 yards and 19 touchdowns while adding 592 yards and 12 touchdowns on the ground.

- » His 12 rushing touchdowns ranked second among all FBS quarterbacks and he tied a school record with a 91-yard touchdown run.
- » As a sophomore, he started 13 games and threw for 2,164 yards with 18 touchdowns to help lead the Bearcats to an 11-win season.
- » Ridder was the conference rookie of the year during his redshirt-freshman campaign, taking the starting job after coming in off the bench. He would go on to start 11 games that season, throwing for 2,445 yards with 20 touchdowns and rushing for 583 yards with five scores.

PERSONAL

- » Threw for 2,270 yards and 19 TDs and ran for 1,583 yards and 30 TDs during two seasons as a starter at St. Xavier high school where he helped lead his team to the Kentucky HS Athletic Association finals in 2016.
- » Completed 110 of 199 passes as a junior for 1,319 yards and nine touchdowns.
- » Proud father to his daughter, Leighton, with his partner Claire.
- » Earned his bachelor's degree on Dec. 12, 2020.

TRANSACTIONS

- » Selected by the Atlanta Falcons in the third round (74th overall) of the 2022 NFL Draft.



JUSTIN SHAFER

Offensive Lineman

75

BIRTHDATE

06/20/98

HEIGHT

6'4"

WEIGHT

317 LBS

NFL EXP.

Rookie

ACQUIRED

PS-'22

HOMETOWN

ELLENWOOD, GA.

COLLEGE

GEORGIA

COLLEGE

- » Played five seasons (2017-21) at the University of Georgia.
- » Appeared in 51 games (27 starts) for the Bulldogs.
- » Started all 15 games at left guard for Georgia as a fifth-year senior in 2021, earning second-team All-SEC honors for the national champions.
- » Started all 10 games – nine at left guard and one at right guard – for Georgia in 2020.
- » Started 26 games at left guard and one at right guard in his college career.

PERSONAL

- » Attended Cedar Grove High School in Ellenwood, Ga.
- » High school teammate and first cousin of Falcons' 2022 third-round selection OLB DeAngelo Malone
- » Won the 2016 Georgia 3A state championship with Cedar Grove and earned first-team all-state honors as a defensive tackle.

Graduated with a degree in sociology from Georgia.

TRANSACTIONS

- » Originally selected by the Atlanta Falcons in the sixth round (190th overall) of the 2022 NFL Draft.
- » Waived by the Falcons on Aug. 30, 2022.
- » Signed to Atlanta's practice squad on Aug. 31, 2022.



JARED BERNHARDT

Wide Receiver

83

BIRTHDATE

09/12/97

HEIGHT

6'1"

WEIGHT

194 LBS

NFL EXP.

Rookie

ACQUIRED

CFA - '22

HOMETOWN

LONGWOOD, FLA.

COLLEGE

FERRIS STATE

COLLEGE

- » Played one season (2021) at Ferris State University after spending five years (2017-21) at the University of Maryland where he played lacrosse.
- » Led the Bulldogs to a 14-0 record and a Division II National Championship in his lone season at Ferris State.
- » Rushed for three touchdowns in a 58-17 win in the national championship over Valdosta State.
- » Passed for 1,322 yards and 11 touchdowns and ran for 1,273 yards and 23 touchdowns in 2021.
- » Played lacross at Maryland for four seasons, where he ended his career as the Terrapins' all-time record holder in career points (290), goals (202), single-season points (99), single-season goals (71), goals in a single NCAA tournament (18) and point sin a single NCAAS tournament (24).
- » Won the 2021 Tewaaraton Award, given to the nation's best lacrosse player, equivalent to the Heisman Trophy in college football.
- » Named the Big Ten Offensive Player of the Year and was

named first-team all-Big Ten for a third time in 2021.

- » Earned first-team All-America twice (2019; 2021).
- » Earned Academic All-Big Ten honors four times from 2018-21.
- » Won a national championship at Maryland as a freshman.

PERSONAL

- » Native of Longwood, Fla., where he attended Lake Brantley High School.
- » Ran the triple option as a quarterback and compiled more than 4,000 all-purpose yards and more than 30 touchdowns over his final two seasons.
- » Also lettered in lacrosse, totaling 434 career points on 236 goals and 198 assists.
- » Was the third-overall recruit in the Class of 2016 for lacrosse.
- » Son of Jim and Catherine Bernhardt.

TRANSACTIONS

- » Signed by the Atlanta Falcons following the 2022 NFL Draft.



DORIAN ETHERIDGE

Inside Linebacker

48

BIRTHDATE
11/21/98

HEIGHT
6'3"

WEIGHT
230 LBS

NFL EXP.
2 YRS

ACQUIRED
PS-'21

HOMETOWN
CHARLESTON, W. VA.

COLLEGE
LOUISVILLE

FALCONS (2021)

- » Played in seven games recording one total tackle and one special teams tackle as a rookie.

COLLEGE

- » Played four seasons (2017-20) at the University of Louisville in Louisville, Ky.
- » Recorded 258 total tackles (148 solo), 24 tackles for loss, 14 passes defended, 4.0 sacks, four fumble recoveries and one forced fumble in 47 career games with the Cardinals.
- » Tallied 50 total tackles (31 solo), a career-high nine tackles for loss, 2.5 sacks, two passes defended and one forced fumble in 11 games as a senior in 2020.
- » Finished with 70 total tackles (45 solo), eight tackles for loss, six passes defended, 1.0 sacks, one interception and

one fumble recovery in 2019.

- » Registered 55 total tackles (32 solo), four tackles for loss, four passes defended, two fumble recoveries and 0.5 sack in 10 games in 2018.
- » Started in 13 games as a true freshman, notching a career-high 83 total tackles (40 solo), three tackles for loss, two passes defended and one fumble recovery.

PERSONAL

- » Attended Captial High School in Charleston, West Virginia.
- » Led Capital to back-to-back state championship appearances as a junior and senior.
- » Earned first-team all-state honors as a senior in 2016.
- » Son of Denise and Stephen Dawkins.

TRANSACTIONS

- » Signed by the Falcons as an undrafted free agent following the 2021 NFL Draft.

DORIAN ETHERIDGE'S NFL REGULAR SEASON DEFENSIVE STATISTICS

DATE	TEAM	GP	TACKLES										INTERCEPTIONS					FUMBLES					ST				MISC			
			GS	TK	S	A	TFL	YDS	SK	YDS	QBH	NO	YDS	LG	TD	PD	FF	FR	TD	YDS	TK	S	A	FF	FR	S	A			
2021	Falcons	7	0	0	0	0	0	0	0.0	0.0	0	0	0	0	0	0	0	0	0	0	1	0	1	0	0	0	0			
NFL TOTALS		7	0	0	0	0	0	0.0	0.0	0	0	0	0	0	0	0	0	0	0	1	0	1	0	0	0	0				

DORIAN ETHERIDGE'S SINGLE-GAME HIGHS: DEFENSIVE

Special Teams Tackles

1 at New York Giants, Sep 26, 2021

DORIAN ETHERIDGE'S 2021 GYG REGULAR-SEASON STATISTICS (FALCONS)

DATE	OPPONENT	P/S	TACKLES							INTERCEPTIONS				FUMBLES			ST			MISC		SCORE					
			TK	S	A	SK	YDS	TFL	YDS	QBH	NO	YDS	LG	TD	PD	FF	FR	TD	YDS	TK	S		A	FF	FR	S	A
09/12	Eagles	P	0	0	0	0	0	0	0	0	0	0	0	0	0	0	0	0	0	0	0	0	0	0	0	L	6-32
09/19	at Buccaneers	P	0	0	0	0	0	0	0	0	0	0	0	0	0	0	0	0	0	0	0	0	0	0	0	L	25-48
09/26	at Giants	P	0	0	0	0	0	0	0	0	0	0	0	0	0	0	0	0	1	1	0	0	0	0	0	W	17-14
10/03	Football Team	P	0	0	0	0	0	0	0	0	0	0	0	0	0	0	0	0	0	0	0	0	0	0	0	L	30-34
10/10	Jets	P	0	0	0	0	0	0	0	0	0	0	0	0	0	0	0	0	0	0	0	0	0	0	0	W	27-20
10/24	at Dolphins																								W	30-28	
10/31	Panthers																								L	13-19	
11/07	at Saints																								W	27-25	
11/14	at Cowboys																								L	3-43	
11/18	Patriots																								L	0-25	
11/28	at Jaguars	P	0	0	0	0	0	0	0	0	0	0	0	0	0	0	0	0	0	0	0	0	0	0	0	W	21-14
12/05	Buccaneers																								L	17-30	
12/12	at Panthers																								W	29-21	
12/19	at 49ers	P	0	0	0	0	0	0	0	0	0	0	0	0	0	0	0	0	0	0	0	0	0	0	L	13-31	
12/26	Lions																								W	20-16	
01/02	at Bills																								L	15-29	
01/09	Saints																								L	20-30	
2021 TOTALS		7-0	0	0	0	0	0	0	0	0	0	0	0	0	0	0	0	1	1	0	0	0	0	0	7-10		



TUCKER FISK

Tight End

43

BIRTHDATE
01/19/99

HEIGHT
6'4"

WEIGHT
273 LBS

NFL EXP.
Rookie

ACQUIRED
PS-'22

HOMETOWN
DAVIS, CALIF

COLLEGE
STANFORD

COLLEGE

- » Played five seasons (2017-21) at Stanford University.
- » Appeared in 38 games at tight end and defensive end for the Cardinal.
- » Earned the Jack Huston Award in 2021, given to the player that exemplifies aggressiveness, exceptional performance and unheralded efforts at Stanford.
- » Appeared in eight games in 2021, making starts at defensive end and tight end.
- » Made 15 total tackles and 2.0 sacks on defense and contributed on special teams.
- » Recorded five receptions for 34 yards and one touchdown in a COVID-19-shortened 2020 season.
- » Notched four receptions for 30 yards in 11 games (one start) in 2019.
- » Earned Pac-12 All-Academic honorable mention as a sophomore in 2018.

PERSONAL

- » Attended Davis Senior (Calif.) High School.
- » Tallied 92 receptions for 1,116 yards (12.1 avg.) and 13 touchdowns on offense and 155 total tackles, 20 tackles for loss and 12.0 sacks on defense.
- » Named the 2016 Sac Joaquin Section Defensive Player of the Year and earned All-NorCal first team honors as a senior.
- » Named a three-time team MVP from 2014-16.
- » Also competed in swimming where he was a three-time NISCA All-American.
- » Born in Edina, Minn.
- » Son of Jason and Miriam Fisk.
- » Father, Jason, played football at Stanford and 12 seasons in the NFL with the Vikings, Titans, Chargers, Browns and Rams from 1995-2006.
- » Self-taught guitarist, pianist and ukeleist.

TRANSACTIONS

- » Signed by the Atlanta Falcons on May 16, 2022.
- » Waived by the Falcons on Aug. 16, 2022.

- » Signed by the Falcons on Aug. 26, 2022.
- » Waived by the Falcons on Aug. 30, 2022.
- » Signed to Atlanta's practice squad on Sept. 1, 2022.



MATT HANKINS

Cornerback

30

BIRTHDATE

02/22/99

HEIGHT

6'1"

WEIGHT

182 LBS

NFL EXP.

Rookie

ACQUIRED

PS-'22

HOMETOWN

LEWISVILLE, TEXAS

COLLEGE

IOWA

COLLEGE

- » Played five seasons (2017-21) at the University of Iowa.
- » Recorded 212 total tackles (136 solo), 27 passes defended, six interceptions and 2.5 tackles for loss in 49 games (37 solo).
- » Started 37 consecutive games prior to missing the final four games of the 2021 season due to injury.
- » Tallied 44 total tackles (32 solo), one tackle for loss, eight passes defended and a career-high three interceptions in 10 games (10 starts) in 2021.
- » Finished with 41 total tackles (28 solo), six passes

defended and one interception in eight games (eight starts) in a COVID-shortened 2020 season.

- » Notched a career-high 58 total tackles (37 solo), nine passes defended and two interceptions in 2019.

PERSONAL

- » Attended Marcus High School in Flower Mound, Texas.
- » Named team captain and tallied 27 total tackles and six passes defended as a senior in 2016.
- » Son of Glennis and Darryl Hankins.
- » Majored in enterprise leadership at Iowa.

TRANSACTIONS

- » Signed by the Atlanta Falcons following the 2022 NFL Draft.
- » Waived by the Falcons on Aug. 30, 2022.
- » Signed to Atlanta's practice squad on Aug. 31, 2022.



TIMOTHY HORNE

Defensive Lineman

93

BIRTHDATE

10/25/97

HEIGHT

6'5"

WEIGHT

323 LBS

NFL EXP.

Rookie

ACQUIRED

CFA - '22

HOMETOWN

WADESBORO, N.C.

COLLEGE

KANSAS STATE

COLLEGE

- » Played one season (2021) at Kansas State University after spending four seasons (2017-20) at the University of Charlotte.
- » Notched 121 total tackles, 17 tackles for loss, 4.0 sacks, and three fumble recoveries in 55 games (30 starts) in his collegiate career.
- » Recorded 20 total tackles (18 solo), three tackles for loss, 2.0 sacks and one fumble recovery in 12 games for Kansas State in 2021.
- » Tallied 101 total tackles (44 solo), 14 tackles for loss, 2.0 sacks and two passes defensed in four seasons at

Charlotte.

- » Earned all-Conference USA honors in 2020.

PERSONAL

- » Attended Anson High School in Wadesboro, N.C.
- » Recorded 22 tackles and 2.0 sacks as a junior and recorded 17 tackles, 1.5 sacks and two fumble recoveries as a sophomore.
- » Also lettered in basketball.
- » Son of Reva Horne.

TRANSACTIONS

- » Signed by the Atlanta Falcons following the 2022 NFL Draft.



CALEB HUNTLEY

Running Back

42

BIRTHDATE
09/15/98

HEIGHT
5'10"

WEIGHT
226 LBS

NFL EXP.
1 YRS

ACQUIRED
PS-'22

HOMETOWN
ATLANTA, GA.

COLLEGE
BALL STATE

CAREER

- » Spent the 2021 season as a member of the Falcons practice squad.

COLLEGE

- » Played four seasons (2017-20) at Ball State University in Muncie, Ind.
- » Recorded 576 carries for 2,902 yards (5.0 avg.) and 21 touchdowns in 33 games for the Cardinals.
- » Rushed for 437 yards and six touchdowns on 80 carries (5.5 avg.) in three games as a senior in 2020.
- » Finished with a career-high 1,275 rushing yards and 12 touchdowns on 248 attempts (5.1 avg.) in 12 games as a

junior in 2019.

- » Registered 38 carries for 187 yards (4.9 avg.) as a sophomore in 2018.
- » Became the second freshman in school history to rush for more than 1,000 yards when he recorded 1,003 yards and three touchdowns on 210 carries (4.8 avg.) as a true freshman in 2017.

PERSONAL

- » Native of Atlanta and attended Locust Grove High School.
- » Named the Region 4/5A Offensive Player of the Year when rushing for 1,487 yards and 13 touchdowns as a senior in 2016.
- » Son of Lindsey and Tammie Lamons.

TRANSACTIONS

- » Signed by the Falcons as an undrafted free agent following the 2021 NFL Draft.
- » Waived by the Falcons on Aug. 31, 2021.
- » Signed to the Falcons practice squad on Sept. 1, 2021.
- » Waived by the Falcons on Aug. 30, 2022.
- » Signed to Atlanta's practice squad on Aug. 31, 2022.

CALEB HUNTLEY'S NFL REGULAR SEASON RUSHING/RECEIVING STATISTICS


DATE	TEAM	RUSHING							RECEIVING				
		GP	GS	NO.	YDS.	AVG.	LG	TD	NO.	YDS.	AVG.	LG	TD
2021	Falcons	0	0	0	0	0.0	0	0	0	0	0.0	0	0
NFL TOTALS		0	0	0	0	0.0	0	0	0	0	0.0	0	0

CALEB HUNTLEY'S NFL REGULAR SEASON RETURN STATISTICS

DATE	TEAM	KICKOFF RETURNS					PUNT RETURNS					
		RET.	YDS.	AVG.	LG	TD	NO.	FC	YDS.	AVG.	LG	TD
2021	Falcons	0	0	0.0	0	0	0	0	0	0.0	0	0
NFL TOTALS		0	0	0.0	0	0	0	0	0	0.0	0	0

CALEB HUNTLEY'S 2021 GYG REGULAR-SEASON STATISTICS (FALCONS)

DATE	OPPONENT	P/S	RUSHING					RECEIVING					W/L	SCORE
			NO.	YDS.	AVG.	LG	TD	NO.	YDS.	AVG.	LG	TD		
09/12	Eagles							PRACTICE SQUAD					L	6-32
09/19	at Buccaneers							PRACTICE SQUAD					L	25-48
09/26	at Giants							PRACTICE SQUAD/INJURED RESERVE					W	17-14
10/03	Football Team							PRACTICE SQUAD/INJURED RESERVE					L	30-34
10/10	Jets							PRACTICE SQUAD/INJURED RESERVE					W	27-20
10/24	at Dolphins							PRACTICE SQUAD/INJURED RESERVE					W	30-28
10/31	Panthers							PRACTICE SQUAD/INJURED RESERVE					L	13-19
11/07	at Saints							PRACTICE SQUAD					W	27-25
11/14	at Cowboys							PRACTICE SQUAD					L	3-43
11/18	Patriots							PRACTICE SQUAD					L	0-25
11/28	at Jaguars							PRACTICE SQUAD					W	21-14
12/05	Buccaneers							PRACTICE SQUAD					L	17-30
12/12	at Panthers							PRACTICE SQUAD					W	29-21
12/19	at 49ers							PRACTICE SQUAD					L	13-31
12/26	Lions							PRACTICE SQUAD					W	20-16
01/02	at Bills							PRACTICE SQUAD					L	15-29
01/09	Saints							DID NOT PLAY					L	20-30
2021 TOTALS		0-0	0	0	0.0	0	0	0	0	0.0	0	0	7-10	



NATHAN LANDMAN

Inside Linebacker

55

BIRTHDATE
11/19/98

HEIGHT
6'3"

WEIGHT
238 LBS

NFL EXP.
Rookie

ACQUIRED
CFA - '22

HOMETOWN
DANVILLE, CALIF.

COLLEGE
COLORADO

COLLEGE

- » Played five seasons (2017-21) at the University of Colorado.
- » Became the first player in program history to earn all-conference honors at least four times (two first-team, two second-team).
- » Recorded 409 total tackles (285 solo), 41 tackles for loss, 11.0 sacks and 17 passes defended in 48 games for the Buffs.
- » Tallied double-digit tackles in 22 games, fifth-most in school history.
- » Notched 71 total tackles (59 solo) and seven tackles for loss in 2021.
- » Earned first-team All-Pac-12, second-team All-America in 2020 after recording 61 total tackles, 10 tackles for loss, 5.0 sacks and one fumble recovery in five games.

- » Posted a career-high 137 total tackles (112 solo), eight tackles for loss and 2.0 sacks, and was named first-team All-Pac-12 and honorable mention All-America in 2019.

PERSONAL

- » Attended Monte Vista High School in Danville, Calif.
- » Earned East Bay Athletic League MVP honors as a two-way starter at linebacker and receiver.
- » Helped the Mustangs to a 12-1 record, capture its first EBAL title since 2005 and win the CIF-North Coast Section Division I championship game.
- » Born in Zimbabwe, Africa where his father, Shaun, played international rugby.
- » Graduated with a bachelor's degree in Business Management and Marketing.

TRANSACTIONS

- » Signed by the Atlanta Falcons following the 2022 NFL Draft.



DERRICK TANGELO

Defensive Lineman

99

BIRTHDATE

05/14/99

HEIGHT

6'1"

WEIGHT

306 LBS

NFL EXP.

Rookie

ACQUIRED

PS-'22

HOMETOWN

GAITHERSBURG, MD.

COLLEGE

PENN STATE

COLLEGE

- » Played one season (2021) at Penn State University after transferring from Duke University where he played from 2017-20.
- » Notched 29 total tackles (14 solo), 5.5 tackles for loss, 2.0 sacks, one forced fumble and two fumble recoveries in his lone season at Penn State.
- » Played in 45 career games (27 starts) at Duke, posting 114 tackles, 12.0 tackles for loss, 4.5 sacks, five forced fumbles, two fumble recoveries.
- » Started at defensive tackle in all 11 games in 2020 and posted a team-best three forced fumbles
- » Recorded 40 tackles, four tackles for loss, 2.0 sacks, one fumble recovery and one pass breakup in 2020.

PERSONAL

- » Attended The Bullis School in Potomac, Md.
- » As a senior, posted 50 tackles, 19.0 tackles for loss and 8.0 sacks to earn USA Today American Family Insurance All-USA Washington D.C. and first-team All-Interstate Athletic Conference honors.
- » As a junior, earned first-team all-conference honors after registering 39 tackles, 17 tackles for loss and 6.0 sacks.
- » Son of Angelo Kasa and Marie Luhnmbu.
- » Cousin, Prince Shembo, lettered four seasons (2010-13) as a linebacker at the University of Notre Dame and was selected in the fourth round of the 2014 NFL Draft by the Atlanta Falcons.

TRANSACTIONS

- » Signed by the Atlanta Falcons following the 2022 NFL Draft.
- » Waived by the Falcons on Aug. 30, 2022.
- » Signed to Atlanta's practice squad on Aug. 31, 2022.



TYLER VRABEL

Offensive Lineman

73

BIRTHDATE

06/24/00

HEIGHT

6'6"

WEIGHT

319 LBS

NFL EXP.

Rookie

ACQUIRED

PS-'22

HOMETOWN

BELLAIRE, TEXAS

COLLEGE

BOSTON COLLEGE

COLLEGE

- » Played three seasons (2019-21) at Boston College after redshirting the 2018 season.
- » Appeared in 35 games (33 starts) over four seasons for the Eagles.
- » Earned All-ACC honorable mention for three consecutive seasons (2019-21).

- » Started at both right and left tackle for Boston College.

» PERSONAL

- » Attended St. Pius X High School in Houston, Texas.
- » Earned first-team all-state honors as a senior.
- » Son of Mike and Jen Vrabel.
- » Majored in communications.

TRANSACTIONS

- » Signed by the Atlanta Falcons following the 2022 NFL Draft.
- » Waived by the Falcons on Aug. 30, 2022.
- » Signed to Atlanta's practice squad on Aug. 31, 2022.

2020 SEASON

TWO THOUSAND

21



TEAM STATS

WON 7, LOST 10				ARTHUR SMITH (17 GAMES)	
09/12	L	6-32	Philadelphia	68,633	
09/19	L	25-48	at Tampa Bay	63,694	
09/26	W	17-14	at N.Y. Giants	75,307	
10/03	L	30-34	Washington	68,259	
10/10	W	27-20	N.Y. Jets	60,589	
10/24	W	30-28	at Miami	62,739	
10/31	L	13-19	Carolina	68,583	
11/07	W	27-25	at New Orleans	69,170	
11/14	L	3-43	at Dallas	93,436	
11/18	L	0-25	New England	68,286	
11/28	W	21-14	at Jacksonville	60,031	
12/05	L	17-30	Tampa Bay	69,366	
12/12	W	29-21	at Carolina	72,243	
12/19	L	13-31	at San Francisco	71,650	
12/26	W	20-16	Detroit	68,638	
01/02	L	15-29	at Buffalo	64,948	
01/09	L	20-30	New Orleans	68,336	

2021 TEAM STATISTICS			
	ATL	OPP.	
FIRST DOWNS	306	383	
Rushing	75	143	
Passing	196	214	
Penalty	35	26	
Third Down-Made/Att	82/211	105/217	
Third Down Efficiency	38.9%	48.4%	
Fourth Down-Made/Att	10/24	11/22	
Fourth Down Efficiency	41.7%	50.0%	
TOTAL NET YARDS	5,164	6,194	
Avg. Per Game	303.8	364.4	
Total Plays	1,006	1,114	
Avg. Per Play	5.1	5.6	
NET YARDS RUSHING	1,451	2,242	
Avg. Per Game	85.4	131.9	
Total Rushes	393	339	
Avg. Per Rush	3.7	4.3	
NET YARDS PASSING	3,713	3,952	
Avg. Per Game	218.4	232.5	
Sacked/Yards Lost	40/274	18/152	
Gross Yards	3,987	4,104	
Attempts/Completions	573/377	577/391	
Pct. of Completion	65.8%	67.8%	
Had Intercepted	15	12	
PUNTS/AVERAGE	65/46.1	53/46.9	
Net Punting Average	40.3	42.2	
PUNT RETURN/AVG.	23/8.2	26/9.0	
KICKOFF RETURN/AVG.	46/21.7	34/23.8	
INTERCEPTION RETURN/AVG.	12/16.8	15/7.9	
PENALTIES/YARDS	92/753	118/956	
FUMBLES/BALL LOST	24/11	22/8	
TOUCHDOWNS	33	55	
Returns	11	19	
Passing	20	31	
Returns	2	5	
EXTRA POINTS/ATTEMPTS	30/30	39/45	
TWO POINT CONVERSION/ATT.	1/3	6/10	
FIELD GOALS/ATTEMPTS	27/29	26/28	
AVG. TIME OF POSSESSION	28:10	31:50	

SCORE BY PERIODS	Q1	Q2	Q3	Q4	OT	PTS
TEAM	54	131	58	70	0	313
OPPONENTS	84	134	96	145	0	459

SCORING	TD	RU	PA	RT	K-RAT	FG	2PT	S	PTS
Y. Koo	0	0	0	0	30/30	27/29	0	0	111
C. Patterson	11	6	5	0	0/0	0/0	0	0	66
M. Davis	4	3	1	0	0/0	0/0	0	0	24
R. Gage	4	0	4	0	0/0	0/0	0	0	24
H. Hurst	3	0	3	0	0/0	0/0	0	0	18
O. Zaccheaus	3	0	3	0	0/0	0/0	0	0	18
C. Ridley	2	0	2	0	0/0	0/0	0	0	12
M. Ryan	1	1	0	0	0/0	0/0	1	0	8
M. Davidson	1	0	0	1	0/0	0/0	0	0	6
Q. Ollison	1	1	0	0	0/0	0/0	0	0	6
K. Pitts	1	0	1	0	0/0	0/0	0	0	6
L. Smith	1	0	1	0	0/0	0/0	0	0	6
M. Walker	1	0	0	1	0/0	0/0	0	0	6
T. Sharpe	0	0	0	0	0/0	0/0	1	0	2
TEAM	33	11	20	2	30/30	27/29	2	0	313
OPPONENTS	55	19	31	5	39/45	26/28	6	0	459

SCORE BY PERIODS	NO.	YDS	AVG	NET	TB	IN	LG	B
D. Colquitt	23	1,096	47.7	40.6	1	7	66	1
T. Morstead	22	1,015	46.1	41.0	2	11	64	0
C. Nizialek	18	817	45.4	39.8	2	6	62	0
Y. Koo	2	70	35.0	35.0	0	0	45	0
TEAM	65	2,998	46.1	40.3	5	24	66	1
OPPONENTS	53	2,485	46.9	42.2	3	23	60	0

PUNT RETURNS	RET	FC	YDS	AVG	LONG	TD
A. Williams	20	12	153	7.7	23	0
O. Zaccheaus	3	2	36	12.0	17	0
TEAM	23	14	189	8.2	23	0
OPPONENTS	26	17	235	9.0	26	0

KICKOFF RETURNS	NO.	YDS	AVG	LONG	TD
A. Williams	23	490	21.3	38	0
C. Patterson	18	434	24.1	32	0
O. Zaccheaus	2	41	20.5	24	0
K. Smith	2	26	13.0	16	0
D. Bates	1	8	8.0	8	0
TEAM	46	999	21.7	38	0
OPPONENTS	34	810	23.8	101	1

FIELD GOALS	1-10	20-29	30-39	40-49	50+
Y. Koo	0/0	8/8	9/9	6/7	4/5
TEAM	0/0	8/8	9/9	6/7	4/5
OPPONENTS	0/0	8/8	11/12	3/4	4/4

Y. Koo: (21G, 27G) (36G) (40G) (25G) (31G, 52G) (33G, 36G, 36G) (46G, 45WR, 53G) (32G, 29G) (35G) (50WL) (-) (21G) (32G, 38G, 48G) (48G, 22G) (53G, 48G) (28G, 24G) (48G, 54G)
OPP: (43G) (25G, 31G) (21G) (31G, 49G) (49H) (32G, 31G, 57G, 29G) (35G, 52G) (32G, 44G, 53G, 33G) (24G, 34G) (31G) (30G) (26G, 37G, 26G) (34WL, 37G, 27G, 33G)

2-PT Conv: T. Sharpe 1, M. Ryan 1, **TM 2-4, OPP 6-10**

SACKS: D. Fowler Jr. 4.5, J. Tuitt-Mairner 2.0, D. Jones 2.0, F. Oluokun 2.0, G. Jarrett 1.0, A. Terrell 1.0, A. Ogundiji 1.0, J. Vaughn's 1.0, M. Davidson 1.0, D. Hall 1.0, E. Harris 0.5, **TM 17.0, OPP 40.0**

FUM/LOST: M. Ryan 11/4, M. Davis 4/3, H. Hurst 3/1, R. Gage 2/2, C. Patterson 2/0, Q. Ollison 1/1, A. Williams 1/0, **TM 24/11, OPP 22/7**

PASSING	ATT	CMP	YDS	CMP%	YDS/ATT	TD	INT	INTE%	LONG	SACK	RATING	
M. Ryan	560	375	3,968	67.0	7.1	20	36	12	21.2	64	274	90.4
J. Rosen	11	2	19	18.2	1.7	0	0.0	2	18.2	14	0	---
F. Franks	1	0	0	0.0	0.0	0	0.0	1	100.0	0	0	---
C. Patterson	1	0	0	0.0	0.0	0	0.0	0	0.0	0	0	39.6
TEAM	572	377	3,987	65.8	7.0	20	36	12	21.6	64	274	38.6
OPPONENTS	577	391	4,104	67.8	7.1	31	54	12	21	38	152	97.4

RUSHING	NO.	YDS	AVG	LONG	TD
C. Patterson	153	618	4.0	39	6
M. Davis	138	503	3.6	18	3
Q. Ollison	21	105	5.0	19	1
W. Gallman	28	104	3.7	17	0
M. Ryan	40	82	2.1	17	1
K. Smith	9	31	3.4	8	0
F. Franks	3	6	2.0	4	0
O. Zaccheaus	1	2	2.0	2	0
TEAM	393	1,451	3.7	39	11
OPPONENTS	519	2,242	4.3	27	19

RECEIVING	TAR	NO.	YDS	AVG	LONG	TD
K. Pitts	110	68	1,026	15.0	61	1
R. Gage	94	66	770	11.0	49t	4
C. Patterson	69	52	548	10.0	64	5
M. Davis	58	44	259	5.9	20	1
O. Zaccheaus	53	31	406	13.0	49	3
C. Ridley	52	31	281	9.0	22	2
T. Sharpe	37	25	230	9.0	17	0
H. Hurst	31	26	221	8.0	33	3
L. Smith	11	9	65	7.0	22	1
K. Smith	10	9	56	6.0	11	0
C. Blake	9	4	25	6.0	8	0
P. Hesse	6	5	43	8.0	17	0
Q. Ollison	6	4	12	3.0	8	0
F. Darby	1	1	14	14.0	14	0
W. Gallman	3	1	21	21.0	21	0
M. Hall	1	1	10	10.0	10	0
TEAM	554	377	3,987	10.6	64	21
OPPONENTS	564	391	4,104	10.5	38	30

INTERCEPTIONS	NO.	YDS	AVG	LONG	TD
F. Oluokun	3	80	26.7	56	0
A. Terrell	3	42	14.0	35	0
J. Hawkins	2	5	2.5	11	0
D. Harmon	2	0	0.0	0	0
M. Walker	1	66	66.0	66t	1
M. Davidson	1	3	3.0	3t	1
TEAM	12	202	16.8	66t	2
OPPONENTS	15	118	7.9	35t	3

FUMBLES	FUM	LST	FF	REC	TD
M. Ryan	11	4	0	1	0
M. Davis	4	4	0	0	1
R. Gage	2	2	0	0	0
H. Hurst	2	1	0	0	0
Q. Ollison	2	1	1	0	0
C. Patterson	2	0	0	3	0
K. McGary	0	0	0	0	0
A. Williams	1	0	1	2	0
C. Gossett	0	0	0	1	0
TEAM	24	11	2	11	0
OPPONENTS	22	8	1	7	0

STATISTICAL REVIEW

WON 7, LOST 10

		ARTHUR SMITH (17 GAMES)		
09/12	L	6-32	Philadelphia	68,633
09/19	L	25-48	at Tampa Bay	63,694
09/26	W	17-14	at N.Y. Giants	75,307
10/03	L	30-34	Washington	68,259
10/10	W	27-20	N.Y. Jets	60,589
10/24	W	30-28	at Miami	62,739
10/31	L	13-19	Carolina	68,583
11/07	W	27-25	at New Orleans	69,170
11/14	L	3-43	at Dallas	93,436
11/18	L	0-25	New England	68,286
11/28	W	21-14	at Jacksonville	60,031
12/05	L	17-30	Tampa Bay	69,366
12/12	W	29-21	at Carolina	72,243
12/19	L	13-31	at San Francisco	71,650
12/26	W	20-16	Detroit	68,638
01/02	L	15-29	at Buffalo	64,948
01/09	L	20-30	New Orleans	68,336

2021 TEAM STATISTICS

	ATL	OPP.
FIRST DOWNS	306	383
Rushing	75	143
Passing	196	214
Penalty	35	26
Third Down-Made/Att	82/211	105/217
Third Down Efficiency	38.9%	48.4%
Fourth Down-Made/Att	10/24	11/22
Fourth Down Efficiency	41.7%	50.0%
TOTAL NET YARDS	5,164	6,194
Avg. Per Game	303.8	361.4
Total Plays	1,006	1,114
Avg. Per Play	5.1	5.6
NET YARDS RUSHING	1,451	2,242
Avg. Per Game	85.4	131.9
Total Rushes	393	339
Avg. Per Rush	3.7	4.3
NET YARDS PASSING	3,713	3,952
Avg. Per Game	218.4	232.5
Sacked/Yards Lost	40/274	18/152
Gross Yards	3,987	4,104
Attempts/Completions	573/377	577/391
Pct. of Completion	65.8%	67.8%
Had Intercepted	15	12
PUNTS/AVERAGE	65/46.1	53/46.9
Net Punting Average	40.3	42.2
PUNT RETURN/AVG.	23/8.2	26/9.0
KICKOFF RETURN/AVG.	46/21.7	34/23.8
INTERCEPTION RETURN/AVG.	12/16.8	15/7.9
PENALTIES/YARDS	92/753	118/956
FUMBLES/BALL LOST	24/11	22/8
TOUCHDOWNS	33	55
Returns	11	19
Passing	20	31
Rushing	2	5
EXTRA POINTS/ATTEMPTS	30/30	39/45
TWO POINT CONVERSION/ATT.	1/3	6/10
FIELD GOALS/ATTEMPTS	27/29	26/28
AVG. TIME OF POSSESSION	28:10	31:50

SCORE BY PERIODS	Q1	Q2	Q3	Q4	OT	PTS
TEAM	54	131	58	70	0	313
OPPONENTS	84	134	96	145	0	459

SCORING	TD	RU	PA	RT	K-RAT	FG	2PT	S	PTS
Y. Koo	0	0	0	0	30/30	27/29	0	0	111
C. Patterson	11	6	5	0	0/0	0/0	0	0	66
M. Davis	4	3	1	0	0/0	0/0	0	0	24
R. Gage	4	0	4	0	0/0	0/0	0	0	24
H. Hurst	3	0	3	0	0/0	0/0	0	0	18
O. Zaccheaus	3	0	3	0	0/0	0/0	0	0	18
C. Ridley	2	0	2	0	0/0	0/0	0	0	12
M. Ryan	1	1	0	0	0/0	0/0	1	0	8
M. Davidson	1	0	0	1	0/0	0/0	0	0	6
Q. Ollison	1	1	0	0	0/0	0/0	0	0	6
K. Pitts	1	0	1	0	0/0	0/0	0	0	6
L. Smith	1	0	1	0	0/0	0/0	0	0	6
M. Walker	1	0	0	1	0/0	0/0	0	0	6
T. Sharpe	0	0	0	0	0/0	0/0	1	0	2
TEAM	33	11	20	2	30/30	27/29	2	0	313
OPPONENTS	55	19	31	5	39/45	26/28	6	0	459

SACKS: D. Fowler Jr. 4.5, J. Tuitt-Mairner 2.0, D. Jones 2.0, F. Oluokun 2.0, G. Jarrett 1.0, A. Terrell 1.0, A. Ogundiji 1.0, J. Vaughn's 1.0, M. Davidson 1.0, D. Hall 1.0, E. Harris 0.5, **TM 17.0, OPP 40.0**
FUM/LOST: M. Ryan 11/4, M. Davis 4/3, H. Hurst 3/1, R. Gage 2/2, C. Patterson 2/0, Q. Ollison 1/1, A. Williams 1/0, **TM 24/11, OPP 22/7**

PASSING	ATT	CMP	YDS	CMP%	YDS/ATT	TD	INT	INT%	LONG	SACK	LOST	RATING	
M. Ryan	560	375	3,968	67.0	7.1	20	36	12	21.2	64	40	274	90.4
J. Rosen	11	2	19	18.2	1.7	0	0.0	2	18.2	14	0	0	---
F. Franks	1	0	0	0.0	0.0	0	0.0	1	100.0	0	0	0	---
C. Patterson	1	0	0	0.0	0.0	0	0.0	0	0.0	0	0	0	39.6
TEAM	572	377	3,987	65.8	7.0	20	35	15	21.6	64	40	274	38.6
OPPONENTS	577	391	4,104	67.8	7.1	31	54	12	21	38	18	152	97.4

RUSHING	NO.	YDS	AVG	LONG	TD
C. Patterson	153	618	4.0	39	6
M. Davis	138	503	3.6	18	3
Q. Ollison	21	105	5.0	39	1
W. Gallman	28	104	3.7	17	0
M. Ryan	40	82	2.1	17	1
K. Smith	9	31	3.4	8	0
F. Franks	3	6	2.0	4	0
O. Zaccheaus	1	2	2.0	2	0
TEAM	393	1,451	3.7	39	11
OPPONENTS	519	2,242	4.3	27	19

RECEIVING	TAR	NO.	YDS	AVG	LONG	TD
K. Pitts	110	68	1,026	15.0	61	1
R. Gage	94	66	770	11.0	49	4
C. Patterson	69	52	548	10.0	64	5
M. Davis	58	44	259	5.0	20	0
O. Zaccheaus	53	31	406	13.0	49	3
C. Ridley	52	31	281	9.0	22	2
T. Sharpe	37	25	230	9.0	17	0
H. Hurst	31	26	221	8.0	33	3
L. Smith	11	9	65	7.0	22	1
K. Smith	10	9	56	6.0	11	0
C. Blake	9	4	25	6.0	8	0
P. Hesse	6	5	43	8.0	17	0
Q. Ollison	6	4	12	3.0	8	0
F. Darby	1	1	14	14.0	14	0
W. Gallman	3	1	21	21.0	21	0
M. Hall	1	1	10	10.0	10	0
TEAM	554	377	3,987	10.6	64	20
OPPONENTS	564	391	4,104	10.5	38	31

INTERCEPTIONS	NO.	YDS	AVG	LONG	TD
F. Oluokun	3	80	26.7	56	0
A. Terrell	3	42	14.0	35	0
J. Hawkins	2	5	2.5	11	0
D. Harmon	2	0	0.0	0	0
M. Walker	1	66	66.0	66	1
M. Davidson	1	3	3.0	3	1
TEAM	12	202	16.8	66	2
OPPONENTS	15	118	7.9	35	3

FUMBLES	FUM	LST	FF	REC	TD
M. Ryan	11	4	0	1	0
M. Davis	4	4	0	0	1
R. Gage	2	2	0	0	0
H. Hurst	3	1	0	0	0
Q. Ollison	2	1	1	0	0
C. Patterson	2	0	0	3	0
K. McGary	0	0	0	0	0
A. Williams	1	0	1	2	0
C. Gossett	0	0	0	1	0
TEAM	24	11	2	11	0
OPPONENTS	22	8	1	7	0

PUNTING	NO.	YDS	AVG	NET	TB	IN	LG	B
D. Colquitt	23	1,096	47.7	40.6	1	7	66	1
T. Mosteard	22	1,015	46.1	41.0	2	11	64	0
C. Nizialek	18	817	45.4	39.8	2	6	62	0
Y. Koo	2	70	35.0	35.0	0	0	45	0
TEAM	65	2,998	46.1	40.3	5	24	66	1
OPPONENTS	53	2,485	46.9	42.2	3	23	60	0

PUNT RETURNS	RET	FC	YDS	AVG	LONG	TD
A. Williams	20	12	153	7.7	23	0
O. Zaccheaus	3	2	36	12.0	17	0
TEAM	23	14	189	32	23	0
OPPONENTS	26	17	235	9.0	26	0

KICKOFF RETURNS	NO.	YDS	AVG	LONG	TD
A. Williams	23	490	21.3	38	0
C. Patterson	18	434	24.1	32	0
O. Zaccheaus	2	41	20.5	24	0
K. Smith	2	26	13.0	16	0
D. Bates	1	8	8.0	8	0
TEAM	46	999	21.7	38	0
OPPONENTS	34	810	23.8	10	1

FIELD GOALS	1-10	20-29	30-39	40-49	50+
Y. Koo	0/0	8/8	9/9	6/7	4/5
TEAM	0/0	8/8	9/9	6/7	4/5
OPPONENTS	0/0	8/8	11/12	3/4	4/4

Y. Koo: (21G, 27G) (36G) (40G) (25G) (31G, 52G) (33G, 36G, 36G) (46G, 45WR, 53G) (32G, 29G) (35G) (50WL) (-) (21G) (32G, 38G, 48G) (48G, 22G) (53G, 48G) (28G, 24G) (48G, 54G)
OPP: (43G) (25G, 31G) (21G) (31G, 49G) (49H) (32G, 31G, 57G, 29G) (35G, 52G) (32G, 44G, 53G, 33G) (24G, 34G) (31G) (30G) (26G, 37G, 26G) (34WL, 37G, 27G, 33G)

2-PT Conv: T. Sharpe 1, M. Ryan 1, **TM 2-4, OPP 6-10**

STATISTICAL REVIEW

TWO-POINT CONVERSIONS

FALCONS TOTAL	2-4
OPP TOTAL	6-10

FALCONS INDIVIDUAL SINGLE-GAME BESTS

Points	24	Matt Ryan	vs. Commanders	10/03
Touchdowns	3	Cordarrelle Patterson	vs. Commanders	10/03
Passes Attempted	46	Matt Ryan	at Buccaneers	09/19
Passes Completed	35	Matt Ryan	at Buccaneers	09/19
Completion Percentage	76.6	Matt Ryan	at Saints	11/07
Passing Yards	343	Matt Ryan	at Saints	11/07
Yards Per Attempt	11.4	Matt Ryan	at Saints	11/07
Touchdown Passes	4	Matt Ryan	vs. Commanders	10/03
Pass Receptions	11	Russell Gage	vs. Buccaneers	12/05
Receiving Yards	163	Kyle Pitts	at Dolphins	10/24
Touchdown Receptions	3	Cordarrelle Patterson	vs. Commanders	10/03
Rushing Yards	108	Cordarrelle Patterson	at Jaguars	11/28
Rushing Attempts	16	Cordarrelle Patterson	at Panthers	12/12
		Cordarrelle Patterson	at Jaguars	11/28
Rushing Average	7.7	Cordarrelle Patterson	vs. Eagles	09/12
Rushing Touchdowns	2	Cordarrelle Patterson	at Jaguars	11/28
Yards From Scrimmage	163	Kyle Pitts	at Dolphins	10/24
Combined Net Yards	201	Cordarrelle Patterson	at Saints	11/07
Interceptions Made	1	Duron Harmon	at Bills	01/02
		Foyesade Oluokun	at Bills	01/02
		A.J. Terrell	at Bills	01/02
		Foyesade Oluokun	vs. Lions	12/26
		A.J. Terrell	at Panthers	12/12
		Mykal Walker	at Panthers	12/12
		Marlon Davidson	vs. Buccaneers	12/05
		Duron Harmon	at Jaguars	11/28
		A.J. Terrell	vs. Patriots	11/18
		Jaylinn Hawkins	at Dolphins	10/24
		Foyesade Oluokun	at Dolphins	10/24
		Jaylinn Hawkins	vs. Jets	10/10
INT Return Yards	66	Mykal Walker	at Panthers	12/12
Tackles	16	Foyesade Oluokun	vs. Panthers	10/31
Sacks	1.0	A.J. Terrell	at Bills	01/02
		Dante Fowler Jr.	at Panthers	12/12
		Dante Fowler Jr.	at Jaguars	11/28
		Darren Hall	vs. Patriots	11/18
		Foyesade Oluokun	vs. Patriots	11/18
		James Vaughters	at Saints	11/07

2021 DEFENSIVE STATISTICS

PLAYER	SOLO	ASST.	TOTAL	TFL	SACKS/YDS.	PRERF	INT	YDS.	PD	
F. Oluokun	102	90	192	4	2.0/14.0	7	0	1	3/80	6
D. Jones	87	50	137	8	2.0/17.0	4	0	1	0/0	6
A. Terrell	52	29	81	3	1.0/2.0	1	0	1	3/42	16
D. Harmon	42	22	64	2	0.0/0.0	1	0	0	2/0	5
E. Harris	44	17	61	3	0.5/6.0	2	0	0	0/0	8
F. Moreau	44	17	61	3	0.0/0.0	0	1	0	0/0	11
G. Jarrett	38	21	59	3	1.0/11.0	12	1	0	0/0	1
S. Means	24	19	43	2	0.0/0.0	2	1	0	0/0	0
B. Copeland	23	15	38	4	0.0/0.0	2	0	0	0/0	2
D. Fowler Jr.	21	15	36	6	4.5/39.0	8	0	3	0/0	1
A. Ogundeji	18	14	32	5	1.0/9.0	2	1	0	0/0	1
T. Davison	10	20	30	3	0.0/0.0	0	0	0	0/0	0
R. Grant	23	6	29	2	0.0/0.0	0	0	1	0/0	2
M. Walker	15	13	28	0	0.0/0.0	1	1	0	1/66	4
D. Hall	19	6	25	2	1.0/7.0	1	0	0	0/0	3
M. Davidson	12	9	21	1	1.0/8.0	1	1	0	1/3	1
S. Williams	12	9	21	0	0.0/0.0	0	0	0	0/0	0
M. Pennel	9	12	21	0	0.0/0.0	0	0	0	0/0	0
J. Bullard	8	13	21	0	0.0/0.0	1	0	0	0/0	1
J. Hawkins	11	8	19	1	0.0/0.0	0	0	0	2/11	3
A. Rush	10	9	19	1	0.0/0.0	1	0	1	0/0	0
T. Graham	8	7	15	2	0.0/0.0	2	0	0	0/0	0
A. Williams	8	7	15	0	0.0/0.0	3	0	0	0/0	1
T. Green	8	4	12	0	0.0/0.0	0	0	0	0/0	1
I. Oliver	6	3	9	0	0.0/0.0	1	1	1	0/0	3
J. Tuoti-Mariner	5	4	9	2	2.0/20.0	2	0	0	0/0	1
J. Vaughters	4	3	7	0	1.0/15.0	4	0	1	0/0	0
C. Williamson	4	1	5	0	0.0/0.0	0	0	0	0/0	0
K. Sheffield	2	2	4	0	0.0/0.0	0	0	0	0/0	0
D. Bates	2	1	3	0	0.0/0.0	0	0	0	0/0	0
J. Cominsky	2	0	2	1	0.0/0.0	0	0	0	0/0	0
N. Thurman	1	0	1	0	0.0/0.0	1	0	0	0/0	0
TOTALS	674	446	1120	58	17.0/148.0	59	7	10	12/202	77

2021 SPECIAL TEAMS STATISTICS

	Solo	Asst.	Total	Hall, Darren	2	0	2
Smith, Keith	5	3	8	Oliver, Isaiah	1	1	2
Harris, Josh	3	4	7	Ollison, Qadree	1	1	2
Walker, Mykal	2	5	7	Williams, Shawn	1	1	2
Williams, Avery	3	4	7	Copeland, Brandon	0	1	1
Grant, Richie	5	1	6	Darby, Frank	0	1	1
Hawkins, Jaylinn	2	3	5	Etherbee, Emmanuel	1	0	1
Blake, Christian	4	0	4	Elleridge, Dorian	0	1	1
Zaccheaus, Olamide	3	1	4	Green, T.J.	0	1	1
Bates, Daren	2	1	3	Ogundeji, Adetokunbo	0	1	1
Harmon, Duron	2	1	3	Patterson, Cordarrelle	0	1	1
Harris, Erik	2	1	3	Vaughters, James	0	1	1
Koo, Younghoe	2	1	3	TOTALS	41	35	76

DEFENSIVE AND SPECIAL TEAMS BIG PLAYS

TD (2): Marlon Davidson, 3-yard INT	TAMPA BAY (12/5)
Mykal Walker, 66-yard INT	at Carolina (12/12)
FR (1): Richie Grant (J. Hasty)	at San Francisco (12/19)

2021 RANKINGS BY YARDAGE

	OFFENSE		DEFENSE	
	NFC	NFL	NFC	NFL
Rushing	T-1	T-1	Rushing	T-1
Passing	T-1	T-1	Passing	T-1
Total	--	T-1	Total	--

STATISTICAL REVIEW

		Deion Jones	at Dolphins	10/24
		Adetokunbo Ogundeji	vs. Jets	10/10
		Jacob Tuioti-Mariner	vs. Jets	10/10
		Foyesade Oluokun	vs. Commanders	10/03
		Dante Fowler Jr.	at Giants	09/26
		Grady Jarrett	at Giants	09/26
		Marlon Davidson	at Buccaneers	09/19
		Dante Fowler Jr.	at Buccaneers	09/19
		Deion Jones	at Buccaneers	09/19
		Jacob Tuioti-Mariner	vs. Eagles	09/12
Punts	6	Cameron Nizialek	at Giants	09/26
		Cameron Nizialek	vs. Eagles	09/12
Punts Inside the 20	3	Thomas Morstead	vs. Buccaneers	12/05
		Thomas Morstead	at Jaguars	11/28
		Cameron Nizialek	at Giants	09/26
Punting Average	57.8	Dustin Colquitt	at Cowboys	11/14
Punt Returns	3	Avery Williams	at Cowboys	11/14
		Avery Williams	at Giants	09/26
Punt Return Yards	24	Avery Williams	at Giants	09/26
Kickoff Returns	5	Avery Williams	vs. Patriots	11/18
Kickoff Return Yards	102	Avery Williams	vs. Patriots	11/18
Field Goals Attempted	3	Younghoe Koo	at Panthers	12/12
		Younghoe Koo	vs. Panthers	10/31
		Younghoe Koo	at Dolphins	10/24
Field Goals Made	3	Younghoe Koo	at Panthers	12/12
		Younghoe Koo	at Dolphins	10/24

FALCONSLONGESTPLAYS

Run From Scrimmage	39	Cordarrelle Patterson	vs. Buccaneers	12/05
Touchdown Run	19	Qadree Ollison	vs. Saints	01/09
Passing Long	64	Matt Ryan	at Saints	11/07
Touchdown Pass Long	49	Matt Ryan	at Dolphins	10/24
Pass Reception	64	Cordarrelle Patterson	at Saints	11/07
Touchdown Reception	49	Russell Gage	at Dolphins	10/24
Interception Return	66	Mykal Walker	at Panthers	12/12
Longest INT Return for TD	66	Mykal Walker	at Panthers	12/12
Punt Return	23	Avery Williams	at 49ers	12/19
Kickoff Return	38	Avery Williams	at Panthers	12/12
Punt	66	Dustin Colquitt	at Cowboys	11/14
Field Goal	54	Younghoe Koo	vs. Saints	01/09
Field Goal Attempt	54	Younghoe Koo	vs. Saints	01/09

GAME SUMMARIES

WEEK 1

Mercedes-Benz Stadium



32-6



Philadelphia Eagles

PASSING	ATT	CP	YDS	SK/YD	TD	LG	INT	RTG
Jalen Hurts	35	27	264	1/3	3	28	0	126.4
TOTAL	35	27	264	1/3	3	28	0	126.4

RUSHING	ATT	YDS	AVG	LG	TD
Miles Sanders	15	74	4.9	23	0
Jalen Hurts	7	62	8.9	14	0
Kenneth Gainwell	9	37	4.1	8t	1
TOTAL	31	173	5.6	23	1

RECEIVING	NO	YDS	AVG	LG	TD
DeVonta Smith	6	71	11.8	19	1
Jalen Reagor	6	49	8.2	23t	1
Dallas Goedert	4	42	10.5	13	1
Miles Sanders	4	39	9.8	25	0
Quez Watkins	3	23	7.7	11	0
Zach Ertz	2	34	17.0	28	0
Kenneth Gainwell	2	6	3.0	9	0
TOTAL	27	264	9.8	28	3

TOP DEFENSE	TOT	SOLO	AST	SCK	YDS	INT
Avonte Maddox	8	5	3	0.0	0.0	0
Eric Wilson	8	2	6	0.0	0.0	0
Steven Nelson	7	3	4	0.0	0.0	0

FIELD GOALS	FGM/FGA	PERCENT	RESULTS
Jake Elliott	1-1	100.0	43G
TOTAL	1-1	100.0	

Atlanta Falcons

PASSING	ATT	CP	YDS	SK/YD	TD	LG	INT	RTG
Matt Ryan	35	21	164	3/28	0	18	0	71.6
TOTAL	35	21	164	3/28	0	18	0	71.6

RUSHING	ATT	YDS	AVG	LG	TD
Cordarrelle Patterson	7	54	7.7	14	0
Mike Davis	15	49	3.3	12	0
Keith Smith	2	13	6.5	8	0
Matt Ryan	2	8	4.0	8	0
TOTAL	26	124	4.8	14	0

RECEIVING	NO	YDS	AVG	LG	TD
Calvin Ridley	5	51	10.2	16	0
Kyle Pitts	4	31	7.8	18	0
Hayden Hurst	4	28	7.0	9	0
Mike Davis	3	23	7.7	9	0
Keith Smith	3	18	6.0	9	0
Cordarrelle Patterson	2	13	6.5	12	0
TOTAL	21	164	7.8	18	0

TOP DEFENSE	TOT	SOLO	AST	SCK	YDS	INT
Deion Jones	11	4	7	0.0	0.0	0
Foyesade Oluokun	8	4	4	0.0	0.0	0
Duron Harmon	7	6	1	0.0	0.0	0

FIELD GOALS	FGM/FGA	PERCENT	RESULTS
Younghoe Koo	2-2	100.0	21G, 27G
TOTAL	2-2	100.0	

Scoring Drives

TEAM	QTR	TIME	SCORING PLAY	PHI	ATL
Falcons	1	09:58	Y.Koo 21 yd. Field Goal (14-72, 5:02)	0	3
Eagles	1	06:17	D.Smith 18 yd. pass from J.Hurts (J.Elliott kick) (7-75, 3:41)	7	3
Falcons	2	14:52	Y.Koo 27 yd. Field Goal (15-74, 6:25)	7	6
Eagles	2	00:02	D.Goedert 9 yd. pass from J.Hurts (M.Sanders run) (12-62, 1:42)	13	6
Eagles	3	01:25	K.Gainwell 8 yd. run (J.Elliott kick) (6-50, 2:59)	22	6
Eagles	4	04:21	J.Reagor 23 yd. pass from J.Hurts (J.Elliott kick) (2-22, 1:19)	29	6
Eagles	4	01:10	J.Elliott 43 yd. Field Goal (4-6, 2:03)	32	6

GAME SUMMARIES

WEEK 2

Raymond James Stadium



48-25



Tampa Bay Buccaneers

PASSING	ATT	CP	YDS	SK/YD	TD	LG	INT	RTG
Tom Brady	36	24	276	3/17	5	26	0	129.2
TOTAL	36	24	276	3/17	5	26	0	129.2

RUSHING	ATT	YDS	AVG	LG	TD
Leonard Fournette	11	52	4.7	10	0
Ronald Jones II	6	27	4.5	10	0
Tom Brady	1	6	6.0	6	0
Blaine Gabbert	3	-3	-1.0	-1	0
TOTAL	21	82	3.9	10	0

RECEIVING	NO	YDS	AVG	LG	TD
Mike Evans	5	75	15.0	26	2
Chris Godwin	4	62	15.5	26	1
Rob Gronkowski	4	39	9.8	20t	2
Leonard Fournette	4	24	6.0	16	0
Giovani Bernard	2	16	8.0	10	0
O.J. Howard	1	21	21.0	21	0
Antonio Brown	1	17	17.0	17	0
Ronald Jones II	1	9	9.0	9	0
Cameron Brate	1	8	8.0	8	0
Tyler Johnson	1	5	5.0	5	0
TOTAL	24	276	11.5	26	5

TOP DEFENSE	TOT	SOLO	AST	SCK	YDS	INT
Carlton Davis III	9	8	1	0.0	0.0	0
Lavonte David	8	5	3	0.0	0.0	0
Devin White	6	3	3	0.0	0.0	0

FIELD GOALS	FGM/FGA	PERCENT	RESULTS
			No Field Goals

Atlanta Falcons

PASSING	ATT	CP	YDS	SK/YD	TD	LG	INT	RTG
Matt Ryan	46	35	300	1/7	2	24	3	80.0
Josh Rosen	2	0	0	0/0	0	0	0	39.6
TOTAL	48	35	300	1/7	2	24	3	76.7

RUSHING	ATT	YDS	AVG	LG	TD
Mike Davis	9	38	4.2	8	0
Cordarrelle Patterson	7	11	1.6	10t	1
Matt Ryan	2	3	1.5	3	0
Keith Smith	2	3	1.5	3	0
TOTAL	20	55	2.8	10T	1

RECEIVING	NO	YDS	AVG	LG	TD
Calvin Ridley	7	63	9.0	22	1
Mike Davis	7	25	3.6	8	0
Kyle Pitts	5	73	14.6	24	0
Cordarrelle Patterson	5	58	11.6	23	1
Russell Gage	5	28	5.6	8	0
Olamide Zaccheaus	2	22	11.0	12	0
Lee Smith	1	9	9.0	9	0
Christian Blake	1	8	8.0	8	0
Tajae Sharpe	1	8	8.0	8	0
Hayden Hurst	1	6	6.0	6	0
TOTAL	35	300	8.6	24	2

TOP DEFENSE	TOT	SOLO	AST	SCK	YDS	INT
Foyesade Oluokun	9	4	5	0.0	0.0	0
Erik Harris	5	5	0	0.0	0.0	0
Duron Harmon	5	3	2	0.0	0.0	0

FIELD GOALS	FGM/FGA	PERCENT	RESULTS
Younghoe Koo	1-1	100.0	36G
TOTAL	1-1	100.0	

Scoring Drives

TEAM	QTR	TIME	SCORING PLAY	ATL	TB
Buccaneers	1	12:22	R.Gronkowski 20 yd. pass from T.Brady (R.Succop kick) (6-75, 2:38)	0	7
Buccaneers	2	14:07	R.Gronkowski 1 yd. pass from T.Brady (R.Succop kick) (5-46, 1:54)	0	14
Falcons	2	11:48	C.Patterson 10 yd. run (Y.Koo kick) (5-66, 2:19)	7	14
Buccaneers	2	00:43	M.Evans 3 yd. pass from T.Brady (R.Succop kick) (8-85, 3:31)	7	21
Falcons	2	00:00	Y.Koo 36 yd. Field Goal (4-47, 0:43)	10	21
Buccaneers	3	12:43	M.Evans 1 yd. pass from T.Brady (R.Succop kick) (4-18, 1:36)	10	28
Falcons	3	06:35	C.Ridley 3 yd. pass from M.Ryan (Y.Koo kick) (13-75, 6:08)	17	28
Falcons	3	01:45	C.Patterson 7 yd. pass from M.Ryan (M.Ryan run) (6-46, 2:56)	25	28
Buccaneers	4	09:18	C.Godwin 12 yd. pass from T.Brady (R.Succop kick) (3-43, 1:35)	25	35
Buccaneers	4	07:53	M.Edwards 31 yd. interception return (kick failed, hlu)	25	41
Buccaneers	4	04:01	M.Edwards 15 yd. interception return (R.Succop kick)	25	48

GAME SUMMARIES

WEEK 3

MetLife Stadium



17-14



Atlanta Falcons

PASSING	ATT	CP	YDS	SK/YD	TD	LG	INT	RTG
Matt Ryan	36	27	243	3/16	2	28	0	111.2
TOTAL	36	27	243	3/16	2	28	0	111.2

RUSHING	ATT	YDS	AVG	LG	TD
Mike Davis	12	50	4.2	11	0
Cordarrrelle Patterson	7	20	2.9	11	0
Matt Ryan	1	-1	-1.0	-1	0
TOTAL	20	69	3.5	11	0

RECEIVING	NO	YDS	AVG	LG	TD
Calvin Ridley	8	61	7.6	20	0
Cordarrrelle Patterson	6	82	13.7	28	0
Mike Davis	4	20	5.0	12	0
Olamide Zaccheaus	3	32	10.7	14	1
Lee Smith	3	7	2.3	3	1
Kyle Pitts	2	35	17.5	25	0
Tajae Sharpe	1	6	6.0	6	0
TOTAL	27	243	9.0	28	2

TOP DEFENSE	TOT	SOLO	AST	SCK	YDS	INT
Foyesade Oluokun	14	9	5	0.0	0.0	0
Deion Jones	12	8	4	0.0	0.0	0
T.J. Green	8	6	2	0.0	0.0	0

FIELD GOALS	FGM/FGA	PERCENT	RESULTS
Younghoe Koo	1-1	100.0	40G
TOTAL	1-1	100.0	

New York Giants

PASSING	ATT	CP	YDS	SK/YD	TD	LG	INT	RTG
Daniel Jones	35	24	266	2/20	0	38	0	90.9
TOTAL	35	24	266	2/20	0	38	0	90.9

RUSHING	ATT	YDS	AVG	LG	TD
Saquon Barkley	16	51	3.2	15	1
Daniel Jones	8	39	4.9	12	0
Eli Penny	2	6	3.0	4	0
Gary Brightwell	1	4	4.0	4	0
TOTAL	27	100	3.7	15	1

RECEIVING	NO	YDS	AVG	LG	TD
Saquon Barkley	6	43	7.2	14	0
Collin Johnson	5	51	10.2	16	0
Kenny Golladay	4	64	16.0	19	0
Evan Engram	2	21	10.5	13	0
Sterling Shepard	2	16	8.0	12	0
Kadarius Toney	2	16	8.0	9	0
C.J. Board	1	38	38.0	38	0
Kaden Smith	1	9	9.0	9	0
Darius Slayton	1	8	8.0	8	0
TOTAL	24	266	11.1	38	0

TOP DEFENSE	TOT	SOLO	AST	SCK	YDS	INT
Tae Crowder	11	4	7	0.0	0.0	0
Logan Ryan	9	3	6	0.0	0.0	0
Jabrill Peppers	7	4	3	0.0	0.0	0

FIELD GOALS	FGM/FGA	PERCENT	RESULTS
Graham Gano	2-2	100.0	25G, 31G
TOTAL	2-2	100.0	

Scoring Drives

TEAM	QTR	TIME	SCORING PLAY	ATL	NYG
Giants	1	06:58	G.Gano 25 yd. Field Goal (11-73, 5:16)	0	3
Giants	2	08:13	G.Gano 31 yd. Field Goal (15-73, 7:38)	0	6
Falcons	2	01:33	O.Zaccheaus 4 yd. pass from M.Ryan (Y.Koo kick) (6-44, 0:36)	7	6
Giants	4	12:53	S.Barkley 1 yd. run (D.Jones run) (10-71, 5:10)	7	14
Falcons	4	04:13	L.Smith 1 yd. pass from M.Ryan (Y.Koo kick) (15-72, 8:40)	14	14
Falcons	4	00:00	Y.Koo 40 yd. Field Goal (7-58, 1:50)	17	14

GAME SUMMARIES

WEEK 4

Mercedes-Benz Stadium



34-30



Washington Football Team

PASSING	ATT	CP	YDS	SK/YD	TD	LG	INT	RTG
Taylor Heinicke	33	23	290	1/0	3	33t	0	127.1
TOTAL	33	23	290	1/0	3	33T	0	127.1

RUSHING	ATT	YDS	AVG	LG	TD
Antonio Gibson	14	63	4.5	8	1
Taylor Heinicke	5	43	8.6	20	0
J.D. McKissic	7	15	2.1	10	0
Jaret Patterson	2	1	0.5	3	0
TOTAL	28	122	4.4	20	1

RECEIVING	NO	YDS	AVG	LG	TD
Terry McLaurin	6	123	20.5	33t	2
J.D. McKissic	5	44	8.8	30t	1
Curtis Samuel	4	19	4.8	10	0
Ricky Seals-Jones	2	19	9.5	16	0
Antonio Gibson	2	12	6.0	11	0
DeAndre Carter	1	24	24.0	24	0
Dyami Brown	1	19	19.0	19	0
Adam Humphries	1	19	19.0	19	0
Jaret Patterson	1	11	11.0	11	0
TOTAL	23	290	12.6	33T	3

TOP DEFENSE	TOT	SOLO	AST	SCK	YDS	INT
Cole Holcomb	9	4	5	0.0	0.0	0
Landon Collins	8	5	3	0.0	0.0	0
Jonathan Allen	8	3	5	0.0	0.0	0

FIELD GOALS	FGM/FGA	PERCENT	RESULTS
Dustin Hopkins	1-1	100.0	21G
TOTAL	1-1	100.0	

Atlanta Falcons

PASSING	ATT	CP	YDS	SK/YD	TD	LG	INT	RTG
Matt Ryan	42	25	283	1/8	4	42t	0	111.5
TOTAL	42	25	283	1/8	4	42T	0	111.5

RUSHING	ATT	YDS	AVG	LG	TD
Cordarrelle Patterson	6	34	5.7	13	0
Wayne Gallman	6	29	4.8	13	0
Matt Ryan	1	17	17.0	17	0
Mike Davis	13	14	1.1	8	0
Feleipe Franks	1	3	3.0	3	0
Keith Smith	1	2	2.0	2	0
TOTAL	28	99	3.5	17	0

RECEIVING	NO	YDS	AVG	LG	TD
Calvin Ridley	7	80	11.4	21	0
Cordarrelle Patterson	5	82	16.4	42t	3
Kyle Pitts	4	50	12.5	15	0
Hayden Hurst	4	29	7.3	12	0
Tajae Sharpe	2	15	7.5	8	0
Mike Davis	2	12	6.0	7t	1
Olamide Zaccheaus	1	15	15.0	15	0
TOTAL	25	283	11.3	42T	4

TOP DEFENSE	TOT	SOLO	AST	SCK	YDS	INT
Foyesade Oluokun	12	6	6	1.0	0.0	0
Deion Jones	11	4	7	0.0	0.0	0
Erik Harris	6	4	2	0.0	0.0	0

FIELD GOALS	FGM/FGA	PERCENT	RESULTS
Younghoe Koo	1-1	100.0	25G
TOTAL	1-1	100.0	

Scoring Drives

TEAM	QTR	TIME	SCORING PLAY	WAS	ATL
Falcons	1	07:00	Y.Koo 25 yd. Field Goal (15-68, 8:00)	0	3
Falcons	2	11:07	C.Patterson 42 yd. pass from M.Ryan (Y.Koo kick) (4-64, 2:06)	0	10
Football Team	2	07:55	T.McLaurin 33 yd. pass from T.Heinicke (D.Hopkins kick) (7-77, 3:12)	7	10
Football Team	2	02:04	A.Gibson 2 yd. run (kick failed, wr) (7-63, 4:03)	13	10
Falcons	2	00:14	C.Patterson 12 yd. pass from M.Ryan (Y.Koo kick) (11-75, 1:50)	13	17
Football Team	3	14:47	D.Carter 101 yd. kickoff return (kick failed, hru) (0-0, 0:13)	19	17
Falcons	3	11:09	C.Patterson 14 yd. pass from M.Ryan (pass failed) (8-68, 3:38)	19	23
Football Team	3	05:32	D.Hopkins 21 yd. Field Goal (14-73, 5:38)	22	23
Falcons	4	14:52	M.Davis 7 yd. pass from M.Ryan (Y.Koo kick) (13-83, 5:39)	22	30
Football Team	4	03:52	T.McLaurin 17 yd. pass from T.Heinicke (pass failed) (10-70, 6:08)	28	30
Football Team	4	00:33	J.McKissic 30 yd. pass from T.Heinicke (run failed) (7-76, 1:14)	34	30

GAME SUMMARIES

WEEK 5

Tottenham Hotspur Stadium



27-20



Atlanta Falcons

PASSING	ATT	CP	YDS	SK/YD	TD	LG	INT	RTG
Matt Ryan	45	33	342	0/0	2	39	0	109.7
Cordarrelle Patterson	1	0	0	0/0	0	0	0	39.6
TOTAL	46	33	342	0/0	2	39	0	107.3

RUSHING	ATT	YDS	AVG	LG	TD
Cordarrelle Patterson	14	54	3.9	12	0
Mike Davis	13	53	4.1	17	1
Wayne Gallman	1	2	2.0	2	0
Matt Ryan	1	-1	-1.0	-1	0
TOTAL	29	108	3.7	17	1

RECEIVING	NO	YDS	AVG	LG	TD
Kyle Pitts	9	119	13.2	39	1
Cordarrelle Patterson	7	60	8.6	16	0
Tajae Sharpe	4	53	13.3	17	0
Hayden Hurst	4	40	10.0	17t	1
Lee Smith	3	30	10.0	22	0
Olamide Zaccheaus	2	20	10.0	15	0
Christian Blake	2	12	6.0	6	0
Mike Davis	2	8	4.0	10	0
TOTAL	33	342	10.4	39	2

TOP DEFENSE	TOT	SOLO	AST	SCK	YDS	INT
Deion Jones	5	3	2	0.0	0.0	0
Foyesade Oluokun	5	2	3	0.0	0.0	0
A.J. Terrell	4	4	0	0.0	0.0	0

FIELD GOALS	FGM/FGA	PERCENT	RESULTS
Younghoee Koo	2-2	100.0	31G, 52G
TOTAL	2-2	100.0	

New York Jets

PASSING	ATT	CP	YDS	SK/YD	TD	LG	INT	RTG
Zach Wilson	32	19	192	2/26	0	27	1	63.5
TOTAL	32	19	192	2/26	0	27	1	63.5

RUSHING	ATT	YDS	AVG	LG	TD
Michael Carter	10	38	3.8	9	1
Ty Johnson	4	12	3.0	6	1
Tevin Coleman	3	11	3.7	5	0
Zach Wilson	1	3	3.0	3	0
TOTAL	18	64	3.6	9	2

RECEIVING	NO	YDS	AVG	LG	TD
Corey Davis	4	45	11.3	20	0
Jamison Crowder	4	24	6.0	13	0
Michael Carter	3	20	6.7	14	0
Keelan Cole	2	38	19.0	23	0
Denzel Mims	2	33	16.5	27	0
Ty Johnson	2	22	11.0	11	0
Braxton Berrios	1	6	6.0	6	0
Ryan Griffin	1	4	4.0	4	0
TOTAL	19	192	10.1	27	0

TOP DEFENSE	TOT	SOLO	AST	SCK	YDS	INT
Brandin Echols	9	7	2	0.0	0.0	0
Quincy Williams	8	5	3	0.0	0.0	0
C.J. Mosley	8	2	6	0.0	0.0	0

FIELD GOALS	FGM/FGA	PERCENT	RESULTS
Matt Ammendola	2-2	100.0	31G, 49G
TOTAL	2-2	100.0	

Scoring Drives

TEAM	QTR	TIME	SCORING PLAY	NYJ	ATL
Falcons	1	08:46	Y.Koo 31 yd. Field Goal (14-62, 6:14)	0	3
Falcons	1	01:42	K.Pitts 2 yd. pass from M.Ryan (Y.Koo kick) (10-92, 5:16)	0	10
Falcons	2	11:01	H.Hurst 17 yd. pass from M.Ryan (Y.Koo kick) (8-77, 3:59)	0	17
Jets	2	02:14	M.Ammendola 31 yd. Field Goal (16-74, 7:43)	3	17
Falcons	2	00:00	Y.Koo 52 yd. Field Goal (10-42, 2:14)	3	20
Jets	3	10:56	T.Johnson 1 yd. run (kick failed, hlu) (7-29, 4:04)	9	20
Jets	4	06:55	Mi.Carter 2 yd. run (Z.Wilson-J.Crowder pass) (4-90, 2:35)	17	20
Falcons	4	02:19	M.Davis 3 yd. run (Y.Koo kick) (9-75, 4:36)	17	27
Jets	4	00:17	M.Ammendola 49 yd. Field Goal (12-44, 2:02)	20	27

GAME SUMMARIES

WEEK 7

Hard Rock Stadium



30-28



Atlanta Falcons

PASSING	ATT	CP	YDS	SK/YD	TD	LG	INT	RTG
Matt Ryan	40	25	336	1/11	2	49t	1	95.4
TOTAL	40	25	336	1/11	2	49T	1	95.4

RUSHING	ATT	YDS	AVG	LG	TD
Cordarrrelle Patterson	14	60	4.3	13	1
Mike Davis	4	10	2.5	3	0
Wayne Gallman	1	2	2.0	2	0
Matt Ryan	3	0	0.0	2	0
TOTAL	22	72	3.3	13	1

RECEIVING	NO	YDS	AVG	LG	TD
Kyle Pitts	7	163	23.3	39	0
Russell Gage	4	67	16.8	49t	1
Calvin Ridley	4	26	6.5	11	1
Hayden Hurst	3	35	11.7	15	0
Tajae Sharpe	2	18	9.0	12	0
Cordarrrelle Patterson	2	1	0.5	4	0
Olamide Zaccheaus	1	13	13.0	13	0
Lee Smith	1	7	7.0	7	0
Keith Smith	1	6	6.0	6	0
TOTAL	25	336	13.4	49T	2

TOP DEFENSE	TOT	SOLO	AST	SCK	YDS	INT
Deion Jones	15	11	4	1.0	10.0	0
Foyesade Oluokun	13	8	5	0.0	0.0	1
Erik Harris	6	5	1	0.0	0.0	0

FIELD GOALS	FGM/FGA	PERCENT	RESULTS
Youngboe Koo	3-3	100.0	33G, 36G, 36G
TOTAL	3-3	100.0	

Miami Dolphins

PASSING	ATT	CP	YDS	SK/YD	TD	LG	INT	RTG
Tua Tagovailoa	40	32	291	1/10	4	27	2	109.5
TOTAL	40	32	291	1/10	4	27	2	109.5

RUSHING	ATT	YDS	AVG	LG	TD
Myles Gaskin	15	67	4.5	16	0
Tua Tagovailoa	4	29	7.3	9	0
Salvon Ahmed	7	26	3.7	7	0
Malcolm Brown	3	10	3.3	4	0
TOTAL	29	132	4.6	16	0

RECEIVING	NO	YDS	AVG	LG	TD
Mike Gesicki	7	85	12.1	27	1
Jaylen Waddle	7	83	11.9	19	0
Adam Shaheen	4	23	5.8	7	0
Myles Gaskin	4	10	2.5	7t	1
Durham Smythe	3	37	12.3	18	0
Salvon Ahmed	2	26	13.0	17	0
Mack Hollins	2	13	6.5	9	1
Isaiah Ford	1	10	10.0	10t	1
Preston Williams	1	5	5.0	5	0
Malcolm Brown	1	-1	-1.0	-1	0
TOTAL	32	291	9.1	27	4

TOP DEFENSE	TOT	SOLO	AST	SCK	YDS	INT
Eric Rowe	9	6	3	0.0	0.0	0
Elandon Roberts	7	5	2	0.0	0.0	0
Christian Wilkins	6	4	2	0.0	0.0	0

FIELD GOALS	FGM/FGA	PERCENT	RESULTS
Jason Sanders	0-1	0.0	49B
TOTAL	0-1	0.0	

Scoring Drives

TEAM	QTR	TIME	SCORING PLAY	ATL	MIA
Dolphins	1	07:53	I.Ford 10 yd. pass from T.Tagovailoa (J.Sanders kick) (14-75, 7:07)	0	7
Falcons	2	14:13	Y.Koo 33 yd. Field Goal (11-68, 5:25)	3	7
Falcons	2	04:47	C.Ridley 5 yd. pass from M.Ryan (Y.Koo kick) (10-61, 5:09)	10	7
Falcons	2	00:04	Y.Koo 36 yd. Field Goal (6-62, 0:32)	13	7
Falcons	3	13:53	R.Gage 49 yd. pass from M.Ryan (Y.Koo kick) (3-77, 1:07)	20	7
Dolphins	3	05:15	M.Gesicki 6 yd. pass from T.Tagovailoa (J.Sanders kick) (9-58, 3:48)	20	14
Falcons	4	12:51	C.Patterson 3 yd. run (Y.Koo kick) (3-14, 1:06)	27	14
Dolphins	4	08:29	M.Gaskin 7 yd. pass from T.Tagovailoa (J.Sanders kick) (9-90, 4:22)	27	21
Dolphins	4	02:27	M.Hollins 4 yd. pass from T.Tagovailoa (J.Sanders kick) (9-40, 3:27)	27	28
Falcons	4	00:00	Y.Koo 36 yd. Field Goal (9-57, 2:27)	30	28

GAME SUMMARIES

WEEK 8

Mercedes-Benz Stadium



19-13



Carolina Panthers

PASSING	ATT	CP	YDS	SK/YD	TD	LG	INT	RTG
Sam Darnold	24	13	129	0/0	0	23	0	69.6
PJ Walker	1	0	0	0/0	0	0	0	39.6
TOTAL	25	13	129	0/0	0	23	0	66.9

RUSHING	ATT	YDS	AVG	LG	TD
Chuba Hubbard	24	82	3.4	9	1
Sam Darnold	8	66	8.3	20	0
Ameer Abdullah	8	31	3.9	9	0
Royce Freeman	6	25	4.2	6	0
PJ Walker	1	-1	-1.0	-1	0
TOTAL	47	203	4.3	20	1

RECEIVING	NO	YDS	AVG	LG	TD
DJ Moore	4	59	14.8	23	0
Ameer Abdullah	3	35	11.7	17	0
Tommy Tremble	3	18	6.0	13	0
Ian Thomas	1	10	10.0	10	0
Chuba Hubbard	1	9	9.0	9	0
Shi Smith	1	-2	-2.0	-2	0
TOTAL	13	129	9.9	23	0

TOP DEFENSE	TOT	SOLO	AST	SCK	YDS	INT
Shaq Thompson	10	8	2	0.0	0.0	1
Jermaine Carter Jr.	7	3	4	0.0	0.0	0
Jeremy Chinn	5	4	1	0.0	0.0	0

FIELD GOALS	FGM/FGA	PERCENT	RESULTS
Zane Gonzalez	4-4	100.0	29G, 51G, 57G, 23G
TOTAL	4-4	100.0	

Atlanta Falcons

PASSING	ATT	CP	YDS	SK/YD	TD	LG	INT	RTG
Matt Ryan	27	20	146	3/15	1	18	2	67.8
TOTAL	27	20	146	3/15	1	18	2	67.8

RUSHING	ATT	YDS	AVG	LG	TD
Mike Davis	9	44	4.9	18	0
Cordarrelle Patterson	9	35	3.9	14	0
Matt Ryan	2	3	1.5	3	0
TOTAL	20	82	4.1	18	0

RECEIVING	NO	YDS	AVG	LG	TD
Tajae Sharpe	5	58	11.6	17	0
Cordarrelle Patterson	5	37	7.4	18	1
Mike Davis	5	22	4.4	8	0
Kyle Pitts	2	13	6.5	11	0
Hayden Hurst	2	4	2.0	7	0
Olamide Zaccheaus	1	12	12.0	12	0
TOTAL	20	146	7.3	18	1

TOP DEFENSE	TOT	SOLO	AST	SCK	YDS	INT
Foyesade Oluokun	16	10	6	0.0	0.0	0
Deion Jones	14	10	4	0.0	0.0	0
Tyler Davison	7	6	1	0.0	0.0	0

FIELD GOALS	FGM/FGA	PERCENT	RESULTS
Younghoe Koo	2-3	66.7	46G, 45WR, 53G
TOTAL	2-3	66.0	

Scoring Drives

TEAM	QTR	TIME	SCORING PLAY	CAR	ATL
Falcons	1	13:30	Y.Koo 46 yd. Field Goal (4--2, 1:26)	0	3
Panthers	1	06:13	Z.Gonzalez 29 yd. Field Goal (15-64, 7:17)	3	3
Falcons	2	13:58	C.Patterson 15 yd. pass from M.Ryan (Y.Koo kick) (8-61, 4:23)	3	10
Panthers	2	09:13	Z.Gonzalez 51 yd. Field Goal (8-42, 4:45)	6	10
Panthers	2	00:00	Z.Gonzalez 57 yd. Field Goal (5-34, 0:24)	9	10
Panthers	3	03:34	Z.Gonzalez 23 yd. Field Goal (16-78, 8:42)	12	10
Panthers	4	06:31	C.Hubbard 6 yd. run (Z.Gonzalez kick) (15-65, 7:40)	19	10
Falcons	4	00:16	Y.Koo 53 yd. Field Goal (2-25, 0:34)	19	13

GAME SUMMARIES

WEEK 9

Caesars Superdome



27-25



Atlanta Falcons

PASSING	ATT	CP	YDS	SK/YD	TD	LG	INT	RTG
Matt Ryan	30	23	343	2/11	2	64	0	135.8
TOTAL	30	23	343	2/11	2	64	0	135.8

RUSHING	ATT	YDS	AVG	LG	TD
Mike Davis	9	13	1.4	5	0
Cordarrelle Patterson	9	10	1.1	4	0
Matt Ryan	5	8	1.6	5	1
Feleipe Franks	2	3	1.5	4	0
TOTAL	25	34	1.4	5	1

RECEIVING	NO	YDS	AVG	LG	TD
Russell Gage	7	64	9.1	20	0
Cordarrelle Patterson	6	126	21.0	64	0
Kyle Pitts	3	62	20.7	39	0
Olamide Zaccheaus	3	58	19.3	49	2
Hayden Hurst	2	16	8.0	16	0
Tajae Sharpe	1	12	12.0	12	0
Mike Davis	1	5	5.0	5	0
TOTAL	23	343	14.9	64	2

TOP DEFENSE	TOT	SOLO	AST	SCK	YDS	INT
Deion Jones	10	6	4	0.0	0.0	0
Foyesade Oluokun	9	3	6	0.0	0.0	0
Erik Harris	7	6	1	0.0	0.0	0

FIELD GOALS	FGM/FGA	PERCENT	RESULTS
Younghoe Koo	2-2	100.0	32G, 29G
TOTAL	2-2	100.0	

New Orleans Saints

PASSING	ATT	CP	YDS	SK/YD	TD	LG	INT	RTG
Trevor Siemian	41	25	249	1/15	2	25	0	94.5
Taysom Hill	2	2	33	0/0	0	19	0	118.8
TOTAL	43	27	282	1/15	2	25	0	97.2

RUSHING	ATT	YDS	AVG	LG	TD
Alvin Kamara	13	50	3.8	14	1
Mark Ingram II	9	43	4.8	11	0
Alex Armah Jr.	2	12	6.0	9	0
Taysom Hill	1	4	4.0	4	0
TOTAL	25	109	4.4	14	1

RECEIVING	NO	YDS	AVG	LG	TD
Deonte Harty	6	52	8.7	19	0
Mark Ingram II	5	21	4.2	14	0
Alvin Kamara	4	54	13.5	19	0
Adam Trautman	4	47	11.8	25	0
Tre'Quan Smith	3	53	17.7	20	0
Marquez Callaway	3	25	8.3	15	1
Kenny Stills	2	30	15.0	22	1
TOTAL	27	282	10.4	25	2

TOP DEFENSE	TOT	SOLO	AST	SCK	YDS	INT
Marcus Williams	7	6	1	0.0	0.0	0
David Onyemata	7	2	5	0.0	0.0	0
Marshon Lattimore	6	4	2	0.0	0.0	0

FIELD GOALS	FGM/FGA	PERCENT	RESULTS
Brian Johnson	2-2	100.0	35G, 52G
TOTAL	2-2	100.0	

Scoring Drives

TEAM	QTR	TIME	SCORING PLAY	ATL	NO
Falcons	1	04:26	Y.Koo 32 yd. Field Goal (8-64, 3:45)	3	0
Falcons	2	00:06	O.Zaccheaus 3 yd. pass from M.Ryan (Y.Koo kick) (15-92, 5:30)	10	0
Saints	3	09:36	B.Johnson 35 yd. Field Goal (12-60, 5:24)	10	3
Falcons	3	05:13	M.Ryan 1 yd. run (Y.Koo kick) (7-81, 4:23)	17	3
Saints	4	14:49	B.Johnson 52 yd. Field Goal (11-45, 5:24)	17	6
Falcons	4	10:39	O.Zaccheaus 6 yd. pass from M.Ryan (Y.Koo kick) (1-6, 0:07)	23	6
Saints	4	07:57	M.Callaway 5 yd. pass from T.Siemian (B.Johnson kick) (8-66, 2:42)	24	13
Saints	4	04:35	A.Kamara 2 yd. run (pass failed) (6-54, 0:51)	24	19
Saints	4	01:01	K.Stills 8 yd. pass from T.Siemian (run failed) (5-43, 1:45)	24	25
Falcons	4	00:00	Y.Koo 29 yd. Field Goal (5-64, 1:01)	27	25

GAME SUMMARIES

WEEK 10

AT&T Stadium



43-3



Dallas Cowboys

PASSING	ATT	CP	YDS	SK/YD	TD	LG	INT	RTG
Dak Prescott	31	24	296	0/0	2	37	0	127.9
Cooper Rush	3	3	17	0/0	0	9	0	90.3
Ezekiel Elliott	1	1	4	0/0	0	4	0	83.3
TOTAL	35	28	317	0/0	2	37	0	123.5

RUSHING	ATT	YDS	AVG	LG	TD
Tony Pollard	11	42	3.8	15	0
Ezekiel Elliott	14	41	2.9	9	2
Corey Clement	6	20	3.3	6	0
CeeDee Lamb	1	12	12.0	12	0
Dak Prescott	2	5	2.5	4t	1
Cooper Rush	3	-6	-2.0	-2	0
TOTAL	37	114	3.1	15	3

RECEIVING	NO	YDS	AVG	LG	TD
CeeDee Lamb	6	94	15.7	37	2
Tony Pollard	6	56	9.3	19	0
Amari Cooper	4	51	12.8	22	0
Michael Gallup	3	42	14.0	23	0
Ezekiel Elliott	3	15	5.0	6	0
Sean McKeon	2	15	7.5	12	0
Noah Brown	1	18	18.0	18	0
Dalton Schultz	1	14	14.0	14	0
Malik Turner	1	7	7.0	7	0
Corey Clement	1	5	5.0	5	0
TOTAL	28	317	11.3	37	2

TOP DEFENSE	TOT	SOLO	AST	SCK	YDS	INT
Jayron Kearse	6	2	4	0.0	0.0	0
Keanu Neal	6	2	4	0.0	0.0	0
Micah Parsons	4	4	0	1.0	9.0	0

FIELD GOALS	FGM/FGA	PERCENT	RESULTS
			No Field Goals

Atlanta Falcons

PASSING	ATT	CP	YDS	SK/YD	TD	LG	INT	RTG
Matt Ryan	21	9	117	2/20	0	21	2	21.4
Josh Rosen	6	1	14	0/0	0	14	1	0.0
TOTAL	27	10	131	2/20	0	21	3	13.6

RUSHING	ATT	YDS	AVG	LG	TD
Wayne Gallman	15	55	3.7	17	0
Cordarrelle Patterson	4	25	6.3	14	0
Mike Davis	4	18	4.5	7	0
Keith Smith	1	5	5.0	5	0
TOTAL	24	103	4.3	17	0

RECEIVING	NO	YDS	AVG	LG	TD
Kyle Pitts	4	60	15.0	18	0
Olamide Zaccheaus	2	22	11.0	13	0
Wayne Gallman	1	21	21.0	21	0
Frank Darby	1	14	14.0	14	0
Cordarrelle Patterson	1	14	14.0	14	0
Tajae Sharpe	1	0	0.0	0	0
TOTAL	10	131	13.1	21	0

TOP DEFENSE	TOT	SOLO	AST	SCK	YDS	INT
Foyesade Oluokun	14	7	7	0.0	0.0	0
Erik Harris	7	4	3	0.0	0.0	0
A.J. Terrell	7	4	3	0.0	0.0	0

FIELD GOALS	FGM/FGA	PERCENT	RESULTS
Younghoe Koo	1-1	100.0	35G
TOTAL	1-1	100.0	

Scoring Drives

TEAM	QTR	TIME	SCORING PLAY	ATL	DAL
Cowboys	1	11:42	C.Lamb 13 yd. pass from D.Prescott (L.Hajrullahu kick) (8-73, 3:18)	0	7
Falcons	1	08:24	Y.Koo 35 yd. Field Goal (8-58, 3:18)	3	7
Cowboys	2	13:24	E.Elliott 1 yd. run (L.Hajrullahu kick) (12-68, 5:41)	3	14
Cowboys	2	08:07	E.Elliott 2 yd. run (L.Hajrullahu kick) (8-68, 3:49)	3	21
Cowboys	2	01:10	C.Lamb 9 yd. pass from D.Prescott (L.Hajrullahu kick) (10-59, 4:38)	3	28
Cowboys	2	00:37	N.Wright blocked punt recovery in end zone (E.Elliott run)	3	34
Cowboys	3	00:31	D.Prescott 4 yd. run (L.Hajrullahu kick) (9-47, 4:57)	3	43

GAME SUMMARIES

WEEK 11

Mercedes-Benz Stadium



25-0



New England Patriots

PASSING	ATT	CP	YDS	SK/YD	TD	LG	INT	RTG
Mac Jones	26	22	207	3/33	1	19t	1	96.6
TOTAL	26	22	207	3/33	1	19T	1	96.6

RUSHING	ATT	YDS	AVG	LG	TD
Rhamondre Stevenson	12	69	5.8	21	0
Damien Harris	10	56	5.6	17	0
Kendrick Bourne	1	7	7.0	7	0
Mac Jones	6	1	0.2	2	0
Brandon Bolden	1	1	1.0	1	0
TOTAL	30	134	4.5	21	0

RECEIVING	NO	YDS	AVG	LG	TD
Nelson Agholor	5	40	8.0	19t	1
Kendrick Bourne	4	42	10.5	19	0
Jakobi Meyers	4	39	9.8	18	0
Hunter Henry	2	25	12.5	15	0
Brandon Bolden	2	15	7.5	9	0
N'Keal Harry	2	14	7.0	9	0
Jonnu Smith	1	17	17.0	17	0
Damien Harris	1	9	9.0	9	0
Rhamondre Stevenson	1	6	6.0	6	0
TOTAL	22	207	9.4	19T	1

TOP DEFENSE	TOT	SOLO	AST	SCK	YDS	INT
Kyle Van Noy	8	5	3	2.0	17.0	1
Ja'Whaun Bentley	7	4	3	0.0	0.0	0
Dont'a Hightower	7	4	3	0.0	0.0	0

FIELD GOALS	FGM/FGA	PERCENT	RESULTS
Nick Folk	4-4	100.0	32G, 44G, 53G, 33G
TOTAL	4-4	100.0	

Atlanta Falcons

PASSING	ATT	CP	YDS	SK/YD	TD	LG	INT	RTG
Matt Ryan	28	19	153	4/33	0	19	2	51.6
Josh Rosen	3	1	5	0/0	0	5	1	2.8
Felipe Franks	1	0	0	0/0	0	0	1	0.0
TOTAL	32	20	158	4/33	0	19	4	35.2

RUSHING	ATT	YDS	AVG	LG	TD
Qadree Ollison	9	34	3.8	12	0
Keith Smith	3	8	2.7	5	0
Mike Davis	3	1	0.3	1	0
Wayne Gallman	1	-3	-3.0	-3	0
TOTAL	16	40	2.5	12	0

RECEIVING	NO	YDS	AVG	LG	TD
Russell Gage	5	49	9.8	19	0
Kyle Pitts	3	29	9.7	16	0
Olamide Zaccheaus	3	23	7.7	9	0
Mike Davis	3	20	6.7	10	0
Tajae Sharpe	2	21	10.5	17	0
Qadree Ollison	2	0	0.0	0	0
Keith Smith	1	11	11.0	11	0
Parker Hesse	1	5	5.0	5	0
TOTAL	20	158	7.9	19	0

TOP DEFENSE	TOT	SOLO	AST	SCK	YDS	INT
Foyesade Oluokun	10	4	6	1.0	14.0	0
Fabian Moreau	9	5	4	0.0	0.0	0
A.J. Terrell	9	4	5	0.0	0.0	1

FIELD GOALS	FGM/FGA	PERCENT	RESULTS
Younghoe Koo	0-1	0.0	50WL
TOTAL	0-1	0.0	

Scoring Drives

TEAM	QTR	TIME	SCORING PLAY	NE	ATL
Patriots	1	05:14	N.Folk 32 yd. Field Goal (9-52, 4:38)	3	0
Patriots	2	13:44	N.Agholor 19 yd. pass from M.Jones (N.Folk kick) (7-76, 3:29)	10	0
Patriots	2	00:00	N.Folk 44 yd. Field Goal (7-41, 1:48)	13	0
Patriots	4	06:39	N.Folk 53 yd. Field Goal (8-43, 5:21)	16	0
Patriots	4	01:55	N.Folk 33 yd. Field Goal (8-35, 3:14)	19	0
Patriots	4	01:23	K.Van Noy 35 yd. interception return (kick failed, wI)	25	0

GAME SUMMARIES

WEEK 12

TIAA Bank Field



21-14



Atlanta Falcons

PASSING	ATT	CP	YDS	SK/YD	TD	LG	INT	RTG
Matt Ryan	29	19	190	1/7	1	20	1	81.1
TOTAL	29	19	190	1/7	1	20	1	81.1

RUSHING	ATT	YDS	AVG	LG	TD
Cordarrelle Patterson	16	108	6.8	27	2
Wayne Gallman	4	19	4.8	15	0
Mike Davis	5	16	3.2	6	0
Matt Ryan	4	6	1.5	7	0
TOTAL	29	149	5.1	27	2

RECEIVING	NO	YDS	AVG	LG	TD
Russell Gage	6	62	10.3	15	1
Mike Davis	3	25	8.3	18	0
Cordarrelle Patterson	2	27	13.5	20	0
Kyle Pitts	2	26	13.0	19	0
Tajae Sharpe	2	22	11.0	13	0
Keith Smith	2	16	8.0	10	0
Parker Hesse	1	7	7.0	7	0
Olamide Zaccheaus	1	5	5.0	5	0
TOTAL	19	190	10.0	20	1

TOP DEFENSE	TOT	SOLO	AST	SCK	YDS	INT
Mykal Walker	11	6	5	0.0	0.0	0
Foyesade Oluokun	10	5	5	0.0	0.0	0
Adetokunbo Ogundeji	9	5	4	0.0	0.0	0

FIELD GOALS	FGM/FGA	PERCENT	RESULTS
			No Field Goals

Jacksonville Jaguars

PASSING	ATT	CP	YDS	SK/YD	TD	LG	INT	RTG
Trevor Lawrence	42	23	228	1/12	1	26	1	68.4
TOTAL	42	23	228	1/12	1	26	1	68.4

RUSHING	ATT	YDS	AVG	LG	TD
James Robinson	17	86	5.1	12	0
Trevor Lawrence	5	39	7.8	10	0
Carlos Hyde	6	16	2.7	8	0
TOTAL	28	141	5.0	12	0

RECEIVING	NO	YDS	AVG	LG	TD
Laviska Shenault Jr.	5	33	6.6	24	0
Laquon Treadwell	4	53	13.3	20	0
Marvin Jones Jr.	4	43	10.8	21	0
James O'Shaughnessy	3	29	9.7	21	0
James Robinson	3	29	9.7	26	0
Tavon Austin	2	21	10.5	14	1
Chris Manhertz	1	11	11.0	11	0
Dan Arnold	1	9	9.0	9	0
TOTAL	23	228	9.9	26	1

TOP DEFENSE	TOT	SOLO	AST	SCK	YDS	INT
Myles Jack	8	4	4	0.0	0.0	0
Rayshawn Jenkins	6	5	1	0.0	0.0	0
Nevin Lawson	6	3	3	0.0	0.0	0

FIELD GOALS	FGM/FGA	PERCENT	RESULTS
Matthew Wright	2-2	100.0	22G, 34G
TOTAL	2-2	100.0	

Scoring Drives

TEAM	QTR	TIME	SCORING PLAY	ATL	JAX
Falcons	1	00:38	C.Patterson 7 yd. run (Y.Koo kick) (9-81, 5:17)	7	0
Falcons	2	06:40	C.Patterson 12 yd. run (Y.Koo kick) (4-29, 1:04)	14	0
Jaguars	2	00:45	M.Wright 22 yd. Field Goal (14-70, 5:55)	14	3
Falcons	3	07:47	R.Gage 12 yd. pass from M.Ryan (Y.Koo kick) (9-88, 5:01)	21	3
Jaguars	3	00:22	T.Austin 7 yd. pass from T.Lawrence (T.Lawrence-J.O'Shaughnessy pass) (9-72, 3:44)	21	11
Jaguars	4	06:28	M.Wright 34 yd. Field Goal (14-74, 6:29)	21	14

GAME SUMMARIES

WEEK 13

Mercedes-Benz Stadium



30-17



Tampa Bay Buccaneers

PASSING	ATT	CP	YDS	SK/YD	TD	LG	INT	RTG
Tom Brady	51	38	368	0/0	4	36	1	112.2
TOTAL	51	38	368	0/0	4	36	1	112.2

RUSHING	ATT	YDS	AVG	LG	TD
Leonard Fournette	13	44	3.4	9	0
Chris Godwin	1	9	9.0	9	0
Giovani Bernard	1	3	3.0	3	0
Ronald Jones II	1	2	2.0	2	0
Tom Brady	1	-1	-1.0	-1	0
TOTAL	17	57	3.4	9	0

RECEIVING	NO	YDS	AVG	LG	TD
Chris Godwin	15	143	9.5	36	0
Mike Evans	7	99	14.1	36	0
Leonard Fournette	7	48	6.9	15	1
Rob Gronkowski	4	58	14.5	27t	2
Giovani Bernard	1	7	7.0	7	0
Tyler Johnson	1	5	5.0	5	0
Breshad Perriman	1	5	5.0	5	0
Cameron Brate	1	3	3.0	3t	1
Ronald Jones II	1	0	0.0	0	0
TOTAL	38	368	9.7	36	4

TOP DEFENSE	TOT	SOLO	AST	SCK	YDS	INT
Devin White	10	7	3	0.0	0.0	0
Antoine Winfield Jr.	10	6	4	0.0	0.0	0
Lavonte David	6	4	2	0.0	0.0	0

FIELD GOALS	FGM/FGA	PERCENT	RESULTS
Ryan Succop	1-1	100.0	31G
TOTAL	1-1	100.0	

Atlanta Falcons

PASSING	ATT	CP	YDS	SK/YD	TD	LG	INT	RTG
Matt Ryan	41	30	297	5/38	0	30	0	93.2
TOTAL	41	30	297	5/38	0	30	0	93.2

RUSHING	ATT	YDS	AVG	LG	TD
Cordarrelle Patterson	13	78	6.0	39	0
Mike Davis	4	32	8.0	17t	1
Qadree Ollison	2	7	3.5	4	0
Matt Ryan	3	2	0.7	2	0
Qlamide Zaccheaus	1	2	2.0	2	0
TOTAL	23	121	5.3	39	1

RECEIVING	NO	YDS	AVG	LG	TD
Russell Gage	11	130	11.8	19	0
Kyle Pitts	4	48	12.0	29	0
Mike Davis	4	37	9.3	20	0
Qlamide Zaccheaus	3	44	14.7	30	0
Cordarrelle Patterson	3	18	6.0	6	0
Tajae Sharpe	3	10	3.3	4	0
Qadree Ollison	1	8	8.0	8	0
Keith Smith	1	2	2.0	2	0
TOTAL	30	297	9.9	30	0

TOP DEFENSE	TOT	SOLO	AST	SCK	YDS	INT
Foyesade Oluokun	15	8	7	0.0	0.0	0
Deion Jones	8	6	2	0.0	0.0	0
Fabian Moreau	6	5	1	0.0	0.0	0

FIELD GOALS	FGM/FGA	PERCENT	RESULTS
Younghoe Koo	1-1	100.0	21G
TOTAL	1-1	100.0	

Scoring Drives

TEAM	QTR	TIME	SCORING PLAY	TB	ATL
Buccaneers	1	09:53	L.Fournette 3 yd. pass from T.Brady (R.Succop kick) (13-75, 5:07)	7	0
Falcons	1	06:40	M.Davis 17 yd. run (Y.Koo kick) (6-75, 3:13)	7	7
Buccaneers	1	04:23	C.Brate 3 yd. pass from T.Brady (kick failed, hlu) (6-75, 2:17)	13	7
Falcons	2	08:39	Y.Koo 21 yd. Field Goal (15-72, 7:00)	13	10
Buccaneers	2	04:54	R.Gronkowski 27 yd. pass from T.Brady (R.Succop kick) (9-75, 3:45)	20	10
Falcons	2	00:22	M.Davidson 3 yd. interception return (Y.Koo kick)	20	17
Buccaneers	3	00:29	R.Gronkowski 11 yd. pass from T.Brady (R.Succop kick) (14-87, 5:43)	27	17
Buccaneers	4	01:49	R.Succop 31 yd. Field Goal (13-78, 5:36)	30	17

GAME SUMMARIES

WEEK 14

Bank of America Stadium



29-21



Atlanta Falcons

PASSING	ATT	CP	YDS	SK/YD	TD	LG	INT	RTG
Matt Ryan	28	19	190	0/0	1	36	0	98.8
TOTAL	28	19	190	0/0	1	36	0	98.8

RUSHING	ATT	YDS	AVG	LG	TD
Cordarrelle Patterson	16	58	3.6	11	1
Mike Davis	11	44	4.0	11	0
Qadree Ollison	5	23	4.6	11	0
Matt Ryan	4	3	0.8	3	0
TOTAL	36	128	3.6	11	1

RECEIVING	NO	YDS	AVG	LG	TD
Kyle Pitts	5	61	12.2	23	0
Mike Davis	5	42	8.4	20	0
Russell Gage	4	64	16.0	36	0
Cordarrelle Patterson	2	1	0.5	3	0
Lee Smith	1	12	12.0	12	0
Tajae Sharpe	1	7	7.0	7	0
Hayden Hurst	1	3	3.0	3t	1
TOTAL	19	190	10.0	36	1

TOP DEFENSE	TOT	SOLO	AST	SCK	YDS	INT
Foyesade Oluokun	7	3	4	0.0	0.0	0
Deion Jones	6	5	1	0.0	0.0	0
Steven Means	5	4	1	0.0	0.0	0

FIELD GOALS	FGM/FGA	PERCENT	RESULTS
Younghoe Koo	3-3	100.0	32G, 38G, 48G
TOTAL	3-3	100.0	

Carolina Panthers

PASSING	ATT	CP	YDS	SK/YD	TD	LG	INT	RTG
Cam Newton	23	15	178	1/10	0	23	1	70.6
PJ Walker	12	6	75	0/0	1	19	1	62.8
TOTAL	35	21	253	1/10	1	23	2	67.9

RUSHING	ATT	YDS	AVG	LG	TD
Cam Newton	10	47	4.7	12t	1
Chuba Hubbard	10	33	3.3	17t	1
Ameer Abdullah	4	16	4.0	4	0
PJ Walker	2	-5	-2.5	0	0
TOTAL	26	91	3.5	17T	2

RECEIVING	NO	YDS	AVG	LG	TD
Robbie Anderson	7	84	12.0	23	1
DJ Moore	6	84	14.0	22	0
Brandon Zylstra	4	45	11.3	19	0
Tommy Tremble	2	23	11.5	14	0
Ameer Abdullah	2	17	8.5	11	0
TOTAL	21	253	12.0	23	1

TOP DEFENSE	TOT	SOLO	AST	SCK	YDS	INT
Jeremy Chinn	13	8	5	0.0	0.0	0
Shaq Thompson	11	9	2	0.0	0.0	0
Jermaine Carter Jr.	7	3	4	0.0	0.0	0

FIELD GOALS	FGM/FGA	PERCENT	RESULTS
			No Field Goals

Scoring Drives

TEAM	QTR	TIME	SCORING PLAY	ATL	CAR
Panthers	1	08:19	C.Newton 12 yd. run (Z.Gonzalez kick) (9-65, 4:19)	0	7
Falcons	1	03:03	C.Patterson 5 yd. run (Y.Koo kick) (11-75, 5:16)	7	7
Falcons	2	08:35	M.Walker 66 yd. interception return (Y.Koo kick)	14	7
Falcons	2	03:12	Y.Koo 32 yd. Field Goal (9-38, 3:52)	17	7
Panthers	3	11:21	C.Hubbard 17 yd. run (Z.Gonzalez kick) (8-60, 3:39)	17	14
Falcons	3	06:28	Y.Koo 38 yd. Field Goal (9-55, 4:53)	20	14
Falcons	4	14:17	H.Hurst 3 yd. pass from M.Ryan (pass failed) (10-49, 5:23)	26	14
Falcons	4	06:10	Y.Koo 48 yd. Field Goal (6-18, 3:45)	29	14
Panthers	4	03:11	R.Anderson 5 yd. pass from P.Walker (Z.Gonzalez kick) (6-51, 1:38)	29	20

GAME SUMMARIES

WEEK 15

Levi's Stadium



31-13



San Francisco 49ers

PASSING	ATT	CP	YDS	SK/YD	TD	LG	INT	RTG
Jimmy Garoppolo	23	18	235	0/0	1	36	0	123.7
Deebo Samuel	1	0	0	0/0	0	0	0	39.6
TOTAL	24	18	235	0/0	1	36	0	119.3

RUSHING	ATT	YDS	AVG	LG	TD
Jeff Wilson Jr.	21	110	5.2	17	1
Deebo Samuel	6	29	4.8	10t	1
Ja'Mycal Hasty	1	13	13.0	13	0
Kyle Juszczyk	1	6	6.0	6t	1
Jimmy Garoppolo	3	4	1.3	2	0
TOTAL	32	162	5.1	17	3

RECEIVING	NO	YDS	AVG	LG	TD
George Kittle	6	93	15.5	28	0
Deebo Samuel	4	60	15.0	30	0
Jauan Jennings	3	28	9.3	15	1
Jeff Wilson Jr.	2	9	4.5	6	0
Brandon Aiyuk	1	36	36.0	36	0
Kyle Juszczyk	1	6	6.0	6	0
Ja'Mycal Hasty	1	3	3.0	3	0
TOTAL	18	235	13.1	36	1

TOP DEFENSE	TOT	SOLO	AST	SCK	YDS	INT
Fred Warner	9	6	3	0.0	0.0	0
Arik Armstead	5	5	0	0.0	0.0	0
Josh Norman	4	4	0	0.0	0.0	0

FIELD GOALS	FGM/FGA	PERCENT	RESULTS
Robbie Gould	1-1	100.0	30G
TOTAL	1-1	100.0	

Atlanta Falcons

PASSING	ATT	CP	YDS	SK/YD	TD	LG	INT	RTG
Matt Ryan	32	19	236	3/23	1	49	0	92.7
TOTAL	32	19	236	3/23	1	49	0	92.7

RUSHING	ATT	YDS	AVG	LG	TD
Mike Davis	6	21	3.5	7	0
Matt Ryan	5	20	4.0	8	0
Cordarrelle Patterson	11	18	1.6	4	0
Qadree Ollison	1	3	3.0	3	0
TOTAL	23	62	2.7	8	0

RECEIVING	NO	YDS	AVG	LG	TD
Russell Gage	8	91	11.4	21	1
Kyle Pitts	4	77	19.3	49	0
Olamide Zaccheaus	2	53	26.5	49	0
Hayden Hurst	2	6	3.0	4	0
Cordarrelle Patterson	2	5	2.5	5	0
Qadree Ollison	1	4	4.0	4	0
TOTAL	19	236	12.4	49	1

TOP DEFENSE	TOT	SOLO	AST	SCK	YDS	INT
Foyesade Oluokun	10	7	3	0.0	0.0	0
Deion Jones	7	5	2	0.0	0.0	0
Duron Harmon	6	4	2	0.0	0.0	0

FIELD GOALS	FGM/FGA	PERCENT	RESULTS
Youngboe Koo	2-2	100.0	48G, 22G
TOTAL	2-2	100.0	

Scoring Drives

TEAM	QTR	TIME	SCORING PLAY	ATL	SF
Falcons	1	07:12	Y.Koo 48 yd. Field Goal (7-19, 3:49)	3	0
49ers	1	01:21	R.Gould 30 yd. Field Goal (11-79, 5:51)	3	3
49ers	2	09:14	K.Juszczyk 6 yd. run (R.Gould kick) (8-77, 4:16)	3	10
Falcons	2	04:01	R.Gage 20 yd. pass from M.Ryan (Y.Koo kick) (8-65, 5:14)	10	10
49ers	2	00:33	D.Samuel 10 yd. run (R.Gould kick) (6-75, 3:27)	10	17
49ers	3	11:11	J.Wilson 5 yd. run (R.Gould kick) (4-38, 2:10)	10	24
Falcons	3	06:28	Y.Koo 22 yd. Field Goal (9-71, 4:43)	13	24
49ers	3	01:17	J.Jennings 4 yd. pass from J.Garoppolo (R.Gould kick) (10-75, 5:11)	13	31

GAME SUMMARIES

WEEK 16

Mercedes-Benz Stadium



20-16



Atlanta Falcons

PASSING	ATT	CP	YDS	SK/YD	TD	LG	INT	RTG
Matt Ryan	24	18	215	3/8	1	35	0	115.8
TOTAL	24	18	215	3/8	1	35	0	115.8

RUSHING	ATT	YDS	AVG	LG	TD
Mike Davis	7	28	4.0	9	0
Cordarrelle Patterson	7	14	2.0	6t	1
Matt Ryan	4	5	1.3	3	0
TOTAL	18	47	2.6	9	1

RECEIVING	NO	YDS	AVG	LG	TD
Kyle Pitts	6	102	17.0	35	0
Russell Gage	4	39	9.8	15	0
Olamide Zaccheaus	2	32	16.0	17	0
Hayden Hurst	2	21	10.5	12t	1
Marvin Hall	1	10	10.0	10	0
Mike Davis	1	7	7.0	7	0
Christian Blake	1	5	5.0	5	0
Cordarrelle Patterson	1	-1	-1.0	-1	0
TOTAL	18	215	11.9	35	1

TOP DEFENSE	TOT	SOLO	AST	SCK	YDS	INT
Foyesade Oluokun	14	8	6	0.0	0.0	1
Deion Jones	10	8	2	0.0	0.0	0
Richie Grant	6	4	2	0.0	0.0	0

FIELD GOALS	FGM/FGA	PERCENT	RESULTS
Younghoe Koo	2-2	100.0	53G, 48G
TOTAL	2-2	100.0	

Detroit Lions

PASSING	ATT	CP	YDS	SK/YD	TD	LG	INT	RTG
Trent Boyle	34	24	187	0/0	1	24	1	81.4
Jack Fox	1	1	21	0/0	0	21	0	118.8
TOTAL	35	25	208	0/0	1	24	1	84.0

RUSHING	ATT	YDS	AVG	LG	TD
Jamaal Williams	19	77	4.1	14	0
Craig Reynolds	11	29	2.6	5	0
Amon-Ra St. Brown	2	19	9.5	12	0
Kalif Raymond	1	5	5.0	5	0
TOTAL	33	130	3.9	14	0

RECEIVING	NO	YDS	AVG	LG	TD
Amon-Ra St. Brown	9	91	10.1	24	1
Craig Reynolds	3	22	7.3	14	0
Kalif Raymond	3	12	4.0	6	0
Brock Wright	3	4	1.3	5	0
Josh Reynolds	2	36	18.0	23	0
Tom Kennedy	2	16	8.0	8	0
Jason Cabinda	2	6	3.0	4	0
KhaDarel Hodge	1	21	21.0	21	0
TOTAL	25	208	8.3	24	1

TOP DEFENSE	TOT	SOLO	AST	SCK	YDS	INT
Jalen Reeves-Maybin	8	4	4	0.0	0.0	0
Ifeatu Melifonwu	5	4	1	0.0	0.0	0
Will Harris	5	3	2	0.0	0.0	0

FIELD GOALS	FGM/FGA	PERCENT	RESULTS
Riley Patterson	3-3	100.0	26G, 37G, 26G
TOTAL	3-3	100.0	

Scoring Drives

TEAM	QTR	TIME	SCORING PLAY	DET	ATL
Lions	1	03:25	R.Patterson 26 yd. Field Goal (13-54, 7:34)	3	0
Falcons	2	10:53	C.Patterson 6 yd. run (Y.Koo kick) (9-54, 4:24)		3
Lions	2	03:44	A.St. Brown 20 yd. pass from T.Boyle (R.Patterson kick) (11-75, 7:09)		10
Falcons	2	01:04	Y.Koo 53 yd. Field Goal (7-43, 2:40)		10
Falcons	3	10:11	Y.Koo 48 yd. Field Goal (8-59, 3:19)		10
Lions	3	03:06	R.Patterson 37 yd. Field Goal (12-56, 7:05)		13
Falcons	4	13:04	H.Hurst 12 yd. pass from M.Ryan (Y.Koo kick) (10-71, 5:02)		13
Lions	4	02:38	R.Patterson 26 yd. Field Goal (17-66, 10:26)		16

GAME SUMMARIES

WEEK 17

Highmark Stadium



29-15



Buffalo Bills

PASSING	ATT	CP	YDS	SK/YD	TD	LG	INT	RTG
Josh Allen	26	11	120	0/0	0	15	3	17.0
Stefon Diggs	0	0	0	1/2	0	0	0	0.0
TOTAL	26	11	120	1/2	0	15	3	17.0

RUSHING	ATT	YDS	AVG	LG	TD
Devin Singletary	23	110	4.8	20	2
Josh Allen	15	81	5.4	16	2
Zack Moss	5	39	7.8	12	0
Isaiah McKenzie	1	3	3.0	3	0
TOTAL	44	233	5.3	20	4

RECEIVING	NO	YDS	AVG	LG	TD
Stefon Diggs	5	52	10.4	15	0
Gabe Davis	3	40	13.3	15	0
Cole Beasley	2	22	11.0	13	0
Isaiah McKenzie	1	6	6.0	6	0
TOTAL	11	120	10.9	15	0

TOP DEFENSE	TOT	SOLO	AST	SCK	YDS	INT
Tremaine Edmunds	6	5	1	0.0	0.0	0
Micah Hyde	6	3	3	0.0	0.0	0
Matt Milano	5	4	1	0.0	0.0	0

FIELD GOALS	FGM/FGA	PERCENT	RESULTS
	No Field Goals		

Atlanta Falcons

PASSING	ATT	CP	YDS	SK/YD	TD	LG	INT	RTG
Matt Ryan	23	13	197	5/28	0	61	0	84.9
TOTAL	23	13	197	5/28	0	61	0	84.9

RUSHING	ATT	YDS	AVG	LG	TD
Mike Davis	8	42	5.3	13	1
Cordarrelle Patterson	9	28	3.1	13	0
Qadree Ollison	3	19	6.3	11	0
Matt Ryan	2	7	3.5	6	0
TOTAL	22	96	4.4	13	1

RECEIVING	NO	YDS	AVG	LG	TD
Russell Gage	3	50	16.7	24	0
Parker Hesse	3	31	10.3	17	0
Kyle Pitts	2	69	34.5	61	0
Cordarrelle Patterson	2	24	12.0	15	0
Olamide Zaccheaus	2	8	4.0	8	0
Mike Davis	1	15	15.0	15	0
TOTAL	13	197	15.2	61	0

TOP DEFENSE	TOT	SOLO	AST	SCK	YDS	INT
Foyesade Oluokun	13	7	6	0.0	0.0	1
Deion Jones	8	6	2	0.0	0.0	0
Shawn Williams	8	4	4	0.0	0.0	0

FIELD GOALS	FGM/FGA	PERCENT	RESULTS
Younghoe Koo	2-2	100.0	28G, 24G
TOTAL	2-2	100.0	

Scoring Drives

TEAM	QTR	TIME	SCORING PLAY	ATL	BUF
Bills	1	11:04	J.Kumerow tackled in end zone for a Safety	2	0
Bills	1	03:15	J.Allen 1 yd. run (T.Bass kick) (15-69, 6:10)	2	7
Bills	1	00:35	J.Allen 4 yd. run (T.Bass kick) (6-18, 1:52)	2	14
Falcons	2	10:08	Y.Koo 28 yd. Field Goal (10-65, 5:27)	5	14
Falcons	2	01:48	M.Davis 1 yd. run (Y.Koo kick) (5-80, 1:32)	12	14
Falcons	2	00:00	Y.Koo 24 yd. Field Goal (7-50, 1:06)	15	14
Bills	3	05:56	D.Singletary 6 yd. run (J.Allen-C.Beasley pass) (11-80, 6:36)	15	22
Bills	4	10:46	D.Singletary 4 yd. run (T.Bass kick) (12-65, 7:18)	15	29

GAME SUMMARIES

WEEK 18

Mercedes-Benz Stadium



30-20



New Orleans Saints

PASSING	ATT	CP	YDS	SK/YD	TD	LG	INT	RTG
Taysom Hill	9	7	107	0/0	1	34	0	153.2
Trevor Siemian	15	9	71	1/4	2	13t	0	111.4
TOTAL	24	16	178	1/4	3	34	0	128.1

RUSHING	ATT	YDS	AVG	LG	TD
Alvin Kamara	30	146	4.9	27	0
Tony Jones Jr.	7	22	3.1	6	0
Taysom Hill	5	18	3.6	5	0
Deonte Harty	1	9	9.0	9	0
Adam Prentice	1	1	1.0	1	0
Trevor Siemian	2	-1	-0.5	0	0
TOTAL	46	195	4.2	27	0

RECEIVING	NO	YDS	AVG	LG	TD
Tre Quan Smith	5	76	15.2	34	1
Deonte Harty	3	24	8.0	10	0
Alvin Kamara	2	16	8.0	13	0
Lij Jordan	1	26	26.0	26	0
Humphrey					
Adam Trautman	1	18	18.0	18t	1
Nick Vannett	1	10	10.0	10	0
Juwan Johnson	1	5	5.0	5t	1
Adam Prentice	1	2	2.0	2	0
Ty Montgomery	1	1	1.0	1	0
TOTAL	16	178	11.1	34	3

TOP DEFENSE	TOT	SOLO	AST	SCK	YDS	INT
Demario Davis	5	5	0	0.0	0.0	0
Paulson Adebbo	5	3	2	0.0	0.0	1
C.J. Gardner-Johnson	4	3	1	0.0	0.0	0

FIELD GOALS	FGM/FGA	PERCENT	RESULTS
Brett Maher	3-4	75.0	34WL, 37G, 27G, 33G
TOTAL	3-4	75.0	

Atlanta Falcons

PASSING	ATT	CP	YDS	SK/YD	TD	LG	INT	RTG
Matt Ryan	33	20	216	3/21	1	33	1	77.3
TOTAL	33	20	216	3/21	1	33	1	77.3

RUSHING	ATT	YDS	AVG	LG	TD
Mike Davis	6	30	5.0	9	0
Quadree Ollison	1	19	19.0	19t	1
Cordarrelle	4	11	2.8	4	0
Fatterson					
Matt Ryan	1	2	2.0	2	0
TOTAL	12	62	5.2	19T	1

RECEIVING	NO	YDS	AVG	LG	TD
Russell Gage	9	126	14.0	26	1
Olamide	3	47	15.7	28	0
Zaccheaus					
Mike Davis	3	-2	-0.7	3	0
Kyle Pitts	2	8	4.0	7	0
Hayden Hurst	1	33	33.0	33	0
Keith Smith	1	3	3.0	3	0
Cordarrelle	1	1	1.0	1	0
Fatterson					
TOTAL	20	216	10.8	33	1

TOP DEFENSE	TOT	SOLO	AST	SCK	YDS	INT
Foyesade	13	7	6	0.0	0.0	0
Oluokun						
Shawn Williams	11	6	5	0.0	0.0	0
Brandon Copeland	6	4	2	0.0	0.0	0

FIELD GOALS	FGM/FGA	PERCENT	RESULTS
Younghoe Koo	2-2	100.0	48G, 54G
TOTAL	2-2	100.0	

Scoring Drives

TEAM	QTR	TIME	SCORING PLAY	NO	ATL
Saints	1	08:29	A. Trautman 18 yd. pass from T. Hill (B. Maher kick) (10-84, 6:31)	7	0
Falcons	1	03:15	Y. Koo 48 yd. Field Goal (10-45, 5:14)	7	3
Falcons	2	10:31	Y. Koo 54 yd. Field Goal (7-40, 2:58)	7	6
Saints	2	05:47	T. Smith 13 yd. pass from T. Siemian (B. Maher kick) (9-73, 4:44)	14	6
Saints	2	01:03	B. Maher 37 yd. Field Goal (9-36, 4:26)	17	6
Saints	2	00:02	J. Johnson 5 yd. pass from T. Siemian (B. Maher kick) (3-11, 0:50)	24	6
Falcons	3	02:49	Q. Ollison 19 yd. run (Y. Koo kick) (4-56, 1:09)	24	13
Saints	4	10:55	B. Maher 27 yd. Field Goal (13-66, 6:54)	27	13
Saints	4	07:36	B. Maher 33 yd. Field Goal (7-14, 3:06)	30	13
Falcons	4	00:21	R. Gage 1 yd. pass from M. Ryan (Y. Koo kick) (13-85, 3:56)	30	19

PLAYER PARTICIPATION

Foyesade Oluokun	LB	LB	LB	LB	LB	LB	LB	LB	LB	LB	LB	LB	LB	LB	LB	LB	LB	17	17	0	0	
J.R. Pace	Active	-	-	-	-	-	-	-	-	-	-	-	-	-	-	-	-	0	0	0	0	
Cordarrelle Patterson	RB	P	P	RB	P	RB	RB	RB	P	DL	N	RB	RB	RB	RB	RB	RB	16	13	0	1	
Mike Pennel	-	PS	PS	PS	-	N	P	P	DL	P	N	N	DL	DL	P	DL	DL	9	5	0	3	
Kyle Pitts	TE	TE	TE	TE	TE	TE	TE	TE	TE	P	TE	TE	TE	TE	TE	TE	TE	17	15	0	0	
Lafayette Pitts	NOT	NOT	NOT	NOT	NOT	NOT	NOT	NOT	PS	PS	PS	PS	PS	PS	PS	PS	X	PS	0	0	1	0
John Raine	PS	PS	PS	PS	PS	PS	PS	PS	PS	PS	PS	PS	PS	PS	PS	PS	PS	Active	0	0	0	0
Calvin Ridley	WR	WR	WR	WR	N	WR	N	NF	NF	NF	NF	NF	NF	NF	NF	NF	NF	5	5	0	2	
Josh Rosen	P	P	P	X	X	P	X	X	P	P	X	X	N	N	N	N	P	N	7	0	6	4
Anthony Rush	-	-	PS	PS	PS	PS	PS	P	P	DL	DL	P	P	DL	DL	DL	P	10	5	0	0	
Matt Ryan	QB	QB	QB	QB	QB	QB	QB	QB	QB	QB	QB	QB	QB	QB	QB	QB	QB	17	17	0	0	
Joe Sculthorpe	Active	NOT	NOT	NOT	NOT	NOT	NOT	NOT	NOT	PS	NOT	NOT	NOT	NOT	NOT	NOT	NOT	0	0	0	0	
Deadrin Senat	IR	IR	IR	IR	IR	IR	IR	IR	NOT	NOT	NOT	NOT	NOT	NOT	NOT	NOT	NOT	0	0	0	0	
Tajae Sharpe	P	P	P	P	WR	WR	WR	WR	WR	WR	WR	WR	WR	WR	WR	N	R/C19	WR	15	11	0	1
Kendall Sheffield	IR	IR	IR	IR	P	N	P	P	N	N	N	P	P	P	P	P	P	9	0	0	4	
Chris Slayton	PS	PS	PS	PS	PS	NOT	-	-	-	-	-	-	-	-	-	-	-	0	0	0	0	
Keith Smith	P	TE	TE	P	P	TE	P	P	P	TE	TE	TE	P	P	TE	TE	P	17	8	0	0	
Kion Smith	NOT	NOT	NOT	NOT	NOT	PS	NOT	NOT	NOT	NOT	NOT	NOT	NOT	NOT	NOT	NOT	NOT	0	0	0	0	
Lee Smith	P	TE	TE	P	P	P	P	P	N	TE	TE	TE	P	P	P	P	TE	16	6	0	1	
Rashad Smith	-	-	-	-	-	-	-	-	-	-	-	-	-	-	-	PS	PS	PS	0	0	0	0
Jason Spriggs	P	P	P	P	P	LT	P	P	P	P	P	P	P	P	P	P	R/C19	R/C19	15	1	0	0
A.J. Terrell	CB	CB	N	CB	CB	CB	CB	CB	CB	CB	CB	CB	CB	CB	CB	CB	CB	16	16	0	1	
Nick Thurman	-	-	-	-	-	-	PS	PS	PS	PS	PS	PS	PS	PS	PS	PS	P	Active	1	0	0	0
Austin Trammell	PS	PS	PS	PS	PS	PS	PS	PS	PS	PS	PS	PS	PS	PS	PS	PS	PS	P	2	0	0	0
Jacob Tuoti-Mariner	P	P	P	N	P	P	P	N	-	-	-	-	-	-	-	-	-	6	0	0	2	
James Vaughters	P	PS	PS	PS	PS	P	P	P	P	P	P	N	P	P	P	P	R/C19	N	10	0	0	2
Mykal Walker	P	P	P	P	P	P	P	P	P	P	P	LB	P	P	P	P	LB	P	17	2	0	0
David Wells	PS	-	-	-	-	-	-	-	-	-	-	-	-	-	-	-	-	0	0	0	0	
Avery Williams	P	P	P	P	N	N	P	P	CB	P	P	P	P	P	P	P	P	15	1	0	2	
Chris Williamson	PS	PS	PS	PS	P	CB	PS	PS	P	P	P	NOT	NOT	NOT	PS/C19	NOT	NOT	5	1	0	0	
Shawn Williams	NOT	NOT	NOT	NOT	PS	PS	PS	PS	PS	P	PS	PS	P	P	P	S	P	6	1	0	0	
Olamide Zaccheaus	P	P	P	WR	WR	P	WR	P	P	P	P	WR	WR	P	WR	WR	WR	17	8	0	0	

LEGEND:
 CAPS=Starter, P=Player was a substitution, N=On Inactive List, X=Did Not Play (Non-injury), PS=Practice Squad, PUP=Active/PUP, NOT=Not on Roster, R/C19=Reserve/COVID-19, PS/C19=Practice Squad/COVID-19, IR=Injured Reserve, PSIR=Practice Squad/Injured Reserve, NF=Non-Football Injury (NF), *=With Other Team

PLAYER PARTICIPATION - FINAL

2022 REGULAR SEASON ATLANTA FALCONS PLAYER PARTICIPATION

	NO	@ LAR	@ SEA	CLE	@ TB	SF	@ CIN	CAR	LAC	@ CAR	CHI	@ WAS	PIT	@ NO	@ BAL	ARI	TB					
PLAYERS	9/11	9/18	9/25	10/2	10/9	10/16	10/23	10/30	11/6	11/10	11/20	11/27	12/4	12/18	12/24	1/1	1/8	GP	GS	DNP	IN	

LEGEND:

CAPS=Starter, "-"=With Other Team

ROSTER/GAME-BY-GAME STARTERS

2021 REGULAR SEASON

OFFENSE

DATE	OPPONENT	WR	G	C	TE	T	QB	RB	FB
9/12	Philadelphia	Calvin Ridley	Chris Lindstrom	--	<u>Kyle Pitts</u> / Hayden Hurst	Kaleb McGary/ Jake Matthews	Matt Ryan	Cordarrelle Patterson/ Mike Davis	--
9/19	at Tampa Bay	Calvin Ridley	Chris Lindstrom	--	<u>Kyle Pitts</u> / Lee Smith	Kaleb McGary/ Jake Matthews	Matt Ryan	Mike Davis	Keith Smith
9/26	at N.Y. Giants	Calvin Ridley	Chris Lindstrom	--	<u>Kyle Pitts</u> / Lee Smith	Kaleb McGary/ Jake Matthews	Matt Ryan	Mike Davis	Keith Smith
10/3	Washington	Olamide Zaccheaus/ Calvin Ridley	Chris Lindstrom	--	<u>Kyle Pitts</u> / Hayden Hurst	Kaleb McGary/ Jake Matthews	Matt Ryan	Cordarrelle Patterson	--
10/10	N.Y. Jets	Olamide Zaccheaus/ Tajae Sharpe	Chris Lindstrom	--	<u>Kyle Pitts</u> / Hayden Hurst	Kaleb McGary/ Jake Matthews	Matt Ryan	Mike Davis	--
10/24	at Miami	Russell Gage/ Calvin Ridley/ Tajae Sharpe	Chris Lindstrom	--	<u>Kyle Pitts</u>	Jake Matthews	Matt Ryan	Cordarrelle Patterson	Keith Smith
10/31	Carolina	Olamide Zaccheaus/ Tajae Sharpe	Chris Lindstrom	--	<u>Kyle Pitts</u> / Hayden Hurst	Kaleb McGary/ Jake Matthews	Matt Ryan	Cordarrelle Patterson/ Mike Davis	--
11/7	at New Orleans	Russell Gage/ Tajae Sharpe	Chris Lindstrom	--	<u>Kyle Pitts</u> / Hayden Hurst	Kaleb McGary/ Jake Matthews	Matt Ryan	Cordarrelle Patterson	--
11/14	at Dallas	Russell Gage/ Tajae Sharpe	Chris Lindstrom	--	<u>Kyle Pitts</u>	Kaleb McGary/ Jake Matthews	Matt Ryan	Cordarrelle Patterson/ Mike Davis	--
11/18	New England	Russell Gage/ Tajae Sharpe	Chris Lindstrom	--	Lee Smith	Kaleb McGary/ Jake Matthews	Matt Ryan	Mike Davis	Keith Smith
11/28	at Jacksonville	Olamide Zaccheaus/ Tajae Sharpe	Chris Lindstrom	--	<u>Kyle Pitts</u> / Lee Smith	Kaleb McGary/ Jake Matthews	Matt Ryan	Cordarrelle Patterson	Keith Smith
12/5	Tampa Bay	Olamide Zaccheaus/ Tajae Sharpe	Chris Lindstrom	--	<u>Kyle Pitts</u> / Lee Smith	Kaleb McGary/ Jake Matthews	Matt Ryan	Cordarrelle Patterson	Keith Smith
12/12	at Carolina	Russell Gage/ Tajae Sharpe	Chris Lindstrom	--	<u>Kyle Pitts</u>	Kaleb McGary/ Jake Matthews	Matt Ryan	Cordarrelle Patterson/ Mike Davis	--
12/19	at San Francisco	Olamide Zaccheaus/ Russell Gage/ Tajae Sharpe	Chris Lindstrom	--	<u>Kyle Pitts</u>	Kaleb McGary/ Jake Matthews	Matt Ryan	Cordarrelle Patterson	--
12/26	Detroit	Olamide Zaccheaus/ Russell Gage	Chris Lindstrom	--	<u>Kyle Pitts</u>	Kaleb McGary/ Jake Matthews	Matt Ryan	Cordarrelle Patterson	Keith Smith
1/2	at Buffalo	Olamide Zaccheaus/ Russell Gage	Chris Lindstrom	--	<u>Kyle Pitts</u>	Kaleb McGary/ Jake Matthews	Matt Ryan	Cordarrelle Patterson	Keith Smith
1/9	New Orleans	Russell Gage/ Tajae Sharpe	Chris Lindstrom	--	Parker Hesse/ Lee Smith	Kaleb McGary/ Jake Matthews	Matt Ryan	Cordarrelle Patterson	--

2021 REGULAR SEASON

DEFENSE

DATE	OPPONENT	DE	DT	LB	CB	S
9/12	Philadelphia	--	--	--	Fabian Moreau/ A.J. Terrell/ Isaiah Oliver	Duron Harmon/ Erik Harris
9/19	at Tampa Bay	--	--	--	Fabian Moreau/ A.J. Terrell	Duron Harmon/ Erik Harris
9/26	at N.Y. Giants	--	--	--	Fabian Moreau/ Isaiah Oliver	Duron Harmon/ Erik Harris
10/3	Washington	--	--	--	Fabian Moreau/ A.J. Terrell/ Isaiah Oliver	Duron Harmon/ Erik Harris
10/10	N.Y. Jets	--	--	--	Fabian Moreau/ A.J. Terrell	Duron Harmon/ Jaylenn Hawkins
10/24	at Miami	--	--	--	Chris Williamson/ Fabian Moreau/ A.J. Terrell	Duron Harmon/ Erik Harris
10/31	Carolina	--	--	--	Fabian Moreau/ A.J. Terrell	Duron Harmon/ Erik Harris
11/7	at New Orleans	--	--	--	Fabian Moreau/ A.J. Terrell	Duron Harmon/ Erik Harris
11/14	at Dallas	--	--	--	Avery Williams/ Fabian Moreau/ A.J. Terrell	Duron Harmon/ Erik Harris
11/18	New England	--	--	--	Fabian Moreau/ A.J. Terrell	Duron Harmon/ Erik Harris
11/28	at Jacksonville	--	--	--	Fabian Moreau/ A.J. Terrell	Duron Harmon/ Erik Harris
12/5	Tampa Bay	--	--	--	Fabian Moreau/ A.J. Terrell	Duron Harmon/ Erik Harris
12/12	at Carolina	--	--	--	Fabian Moreau/ A.J. Terrell	Duron Harmon/ Erik Harris/ Jaylenn Hawkins
12/19	at San Francisco	--	--	--	Fabian Moreau/ A.J. Terrell	Duron Harmon/ Jaylenn Hawkins
12/26	Detroit	--	--	--	Fabian Moreau/ A.J. Terrell	Duron Harmon/ Jaylenn Hawkins
1/2	at Buffalo	--	--	--	Darren Hall/ A.J. Terrell	Duron Harmon/ Shawn Williams
1/9	New Orleans	--	--	--	Fabian Moreau/ A.J. Terrell	Duron Harmon

Rookies underlined.

TEAM GAME - OFFENSE

FALCONS

(AS OF SEP 8, 2022, 12:05 PM EDT)

2021 : REGULAR SEASON

FALCONS

DATE	OPPONENT	FIRST DOWNS				OFFENSE			NET PASSING							NET RUSHING				PEN		FUMBLES			
		T	R	P	PN	AT	YDS	AVG	A	C	I	YDS	TD	SK	YDS	AT	YDS	AVG	TD	NO	YD	NO	LST	TOP	
9/12	Philadelphia	19	7	8	4	64	260	4.10	35	21	0	136	0	3	28	26	124	4.80	0	12	99	1	0	28:58	
9/19	at Tampa Bay	19	2	15	2	69	348	5.00	48	35	3	293	2	1	7	20	55	2.80	1	6	49	1	0	33:31	
9/26	at N.Y. Giants	18	3	12	3	59	296	5.00	36	27	0	227	2	3	16	20	69	3.50	0	4	28	1	1	28:09	
10/3	Washington	24	6	15	3	71	374	5.30	42	25	0	275	4	1	8	28	99	3.50	0	7	36	1	0	30:42	
10/10	N.Y. Jets	28	5	19	4	75	450	6.00	46	33	0	342	2	0	0	29	108	3.70	1	4	66	3	2	35:54	
10/24	at Miami	21	5	15	1	63	397	6.30	40	25	1	325	2	1	11	22	72	3.30	1	3	29	1	1	25:22	
10/31	Carolina	17	2	11	4	50	213	4.30	27	20	2	131	1	3	15	20	82	4.10	0	3	15	1	0	24:37	
11/7	at New Orleans	18	2	14	2	57	366	6.40	30	23	0	332	2	2	11	25	34	1.40	1	6	76	2	0	27:39	
11/14	at Dallas	11	3	8	0	53	214	4.00	27	10	3	111	0	2	20	24	103	4.30	0	6	41	1	0	22:19	
11/18	New England	11	3	7	1	52	165	3.20	32	20	4	125	0	4	33	16	40	2.50	0	9	72	0	0	27:17	
11/28	at Jacksonville	21	6	12	3	59	332	5.60	29	19	1	183	1	1	7	29	149	5.10	2	5	26	0	0	30:52	
12/5	Tampa Bay	21	5	14	2	69	380	5.50	41	30	0	259	0	5	38	23	121	5.30	1	6	39	5	1	32:46	
12/12	at Carolina	20	9	10	1	64	318	5.00	28	19	0	190	1	0	0	36	128	3.60	1	6	60	1	1	34:37	
12/19	at San Francisco	13	3	8	2	58	275	4.70	32	19	0	213	1	3	23	23	62	2.70	0	4	29	1	1	29:33	
12/26	Detroit	14	4	10	0	45	254	5.60	24	18	0	207	1	3	8	18	47	2.60	1	2	15	1	1	21:55	
1/2	at Buffalo	18	7	9	2	50	265	5.30	23	13	0	169	0	5	28	22	96	4.40	1	4	27	1	1	23:53	
1/9	New Orleans	13	3	9	1	48	257	5.40	33	20	1	195	1	3	21	12	62	5.20	1	5	46	3	2	20:43	
2021 TOTALS		306	75	196	35	1,006	5,164	5.13	573	377	15	3,713	20	40	274	393	1,451	3.24	11	92	753	24	11	--	

TEAM GAME - DEFENSE

OPPONENT

(AS OF SEP 8, 2022, 12:05 PM EDT)

2021 : REGULAR SEASON

OPPONENT

DATE	OPPONENT	FIRST DOWNS				OFFENSE			NET PASSING						NET RUSHING			PEN			FUMBLES			
		T	R	P	PN	AT	YDS	AVG	A	C	I	YDS	TD	SK	YDS	AT	YDS	AVG	TD	NO	YD	NO	LST	TOP
9/12	Philadelphia	24	10	13	1	67	434	6.50	35	27	0	261	3	1	3	31	173	5.60	1	14	89	2	0	31:02
9/19	at Tampa Bay	21	5	14	2	60	341	5.70	36	24	0	259	5	3	17	21	82	3.90	0	9	83	2	1	26:29
9/26	at N.Y. Giants	21	7	12	2	64	346	5.40	35	24	0	246	0	2	20	27	100	3.70	1	8	53	3	1	31:51
10/3	Washington	26	8	16	2	62	412	6.60	33	23	0	290	3	1	0	28	122	4.40	1	6	85	0	0	29:18
10/10	N.Y. Jets	17	6	9	2	52	230	4.40	32	19	1	166	0	2	26	18	64	3.60	2	7	58	1	0	24:06
10/24	at Miami	27	9	17	1	70	413	5.90	40	32	2	281	4	1	10	29	132	4.60	0	6	44	0	0	34:38
10/31	Carolina	21	13	7	1	72	332	4.60	25	13	0	129	0	0	0	47	203	4.30	1	8	76	1	1	35:23
11/7	at New Orleans	26	6	17	3	69	376	5.40	43	27	0	267	2	1	15	25	109	4.40	1	10	74	1	1	32:21
11/14	at Dallas	22	8	14	0	72	431	6.00	35	28	0	317	2	0	0	37	114	3.10	3	8	80	1	1	37:41
11/18	New England	20	9	7	4	59	308	5.20	26	22	1	174	1	3	33	30	134	4.50	0	5	59	0	0	32:43
11/28	at Jacksonville	20	7	13	0	71	357	5.00	42	23	1	216	1	1	12	28	141	5.00	0	6	43	3	1	29:08
12/5	Tampa Bay	25	2	22	1	68	425	6.30	51	38	1	368	4	0	0	17	57	3.40	0	3	15	0	0	27:14
12/12	at Carolina	21	7	13	1	62	334	5.40	35	21	2	243	1	1	10	26	91	3.50	2	6	45	3	1	25:23
12/19	at San Francisco	23	11	11	1	56	397	7.10	24	18	0	235	1	0	0	32	162	5.10	3	5	35	2	1	30:27
12/26	Detroit	19	6	12	1	68	338	5.00	35	25	1	208	1	0	0	33	130	3.90	0	6	30	0	0	38:05
1/2	at Buffalo	28	19	8	1	71	351	4.90	26	11	3	118	0	1	2	44	233	5.30	4	7	47	1	0	36:07
1/9	New Orleans	22	10	9	3	71	369	5.20	24	16	0	174	3	1	4	46	195	4.20	0	4	40	2	0	39:17
2021 TOTALS		383	143	214	26	1,114	6,194	5.56	577	391	12	3,952	31	18	152	519	2,242	3.82	19	118	956	22	8	--

INDIVIDUAL GXG STATS: PASSING

2021 REGULAR SEASON INDIVIDUAL GAME-BY-GAME STATS

PASSING:		MATT RYAN												
DATE	OPP.	ATT	CMP	YDS	CMP%	Y/A	Y/C	TD	TD%	INT	INT%	LG	SK/YD	RATE
09/12	Philadelphia	35	21	164	60.0%	4.7	7.8	0	0.0%	0	0.0%	18	3/28	71.6
09/19	at Tampa Bay	46	35	300	76.1%	6.5	8.6	2	4.3%	3	6.5%	24	1/7	80.0
09/26	at N.Y. Giants	36	27	243	75.0%	6.8	9.0	2	5.6%	0	0.0%	28	3/16	111.2
10/03	Washington	42	25	283	59.5%	6.7	11.3	4	9.5%	0	0.0%	42t	1/8	111.5
10/10	N.Y. Jets	45	33	342	73.3%	7.6	10.4	2	4.4%	0	0.0%	39	0/0	109.7
10/24	at Miami	40	25	336	62.5%	8.4	13.4	2	5.0%	1	2.5%	49t	1/11	95.4
10/31	Carolina	27	20	146	74.1%	5.4	7.3	1	3.7%	2	7.4%	18	3/15	67.8
11/07	at New Orleans	30	23	343	76.7%	11.4	14.9	2	6.7%	0	0.0%	64	2/11	135.8
11/14	at Dallas	21	9	117	42.9%	5.6	13.0	0	0.0%	2	9.5%	21	2/20	21.4
11/18	New England	28	19	153	67.9%	5.5	8.1	0	0.0%	2	7.1%	19	4/33	51.6
11/28	at Jacksonville	29	19	190	65.5%	6.6	10.0	1	3.4%	1	3.4%	20	1/7	81.1
12/05	Tampa Bay	41	30	297	73.2%	7.2	9.9	0	0.0%	0	0.0%	30	5/38	93.2
12/12	at Carolina	28	19	190	67.9%	6.8	10.0	1	3.6%	0	0.0%	36	0/0	98.8
12/19	at San Francisco	32	19	236	59.4%	7.4	12.4	1	3.1%	0	0.0%	49	3/23	92.7
12/26	Detroit	24	18	215	75.0%	9.0	11.9	1	4.2%	0	0.0%	35	3/8	115.8
01/02	at Buffalo	23	13	197	56.5%	8.6	15.2	0	0.0%	0	0.0%	61	5/28	84.9
01/09	New Orleans	33	20	216	60.6%	6.5	10.8	1	3.0%	1	3.0%	33	3/21	77.3
TOTALS		560	375	3,968	67.0%	7.1	10.6	20	3.6%	12	2.1%	64	40/274	90.4

PASSING:		JOSH ROSEN												
DATE	OPP.	ATT	CMP	YDS	CMP%	Y/A	Y/C	TD	TD%	INT	INT%	LG	SK/YD	RATE
09/12	Philadelphia	0	0	0	0.0%	0.0	0.0	0	0.0%	0	0.0%	0	0/0	0.0
09/19	at Tampa Bay	2	0	0	0.0%	0.0	0.0	0	0.0%	0	0.0%	0	0/0	39.6
09/26	at N.Y. Giants	0	0	0	0.0%	0.0	0.0	0	0.0%	0	0.0%	0	0/0	0.0
10/03	Washington	DID NOT PLAY (NON-INJURY)												
10/10	N.Y. Jets	DID NOT PLAY (NON-INJURY)												
10/24	at Miami	0	0	0	0.0%	0.0	0.0	0	0.0%	0	0.0%	0	0/0	0.0
10/31	Carolina	DID NOT PLAY (NON-INJURY)												
11/07	at New Orleans	DID NOT PLAY (NON-INJURY)												
11/14	at Dallas	6	1	14	16.7%	2.3	14.0	0	0.0%	1	16.7%	14	0/0	0.0
11/18	New England	3	1	5	33.3%	1.7	5.0	0	0.0%	1	33.3%	5	0/0	2.8
11/28	at Jacksonville	DID NOT PLAY (NON-INJURY)												
12/05	Tampa Bay	DID NOT PLAY (NON-INJURY)												
12/12	at Carolina	ON INACTIVE LIST												
12/19	at San Francisco	ON INACTIVE LIST												
12/26	Detroit	ON INACTIVE LIST												
01/02	at Buffalo	0	0	0	0.0%	0.0	0.0	0	0.0%	0	0.0%	0	0/0	0.0
01/09	New Orleans	ON INACTIVE LIST												
TOTALS		11	2	19	18.2%	1.7	9.5	0	0.0%	2	18.2%	14	0/0	0.0

PASSING:		CORDARRELLE PATTERSON												
DATE	OPP.	ATT	CMP	YDS	CMP%	Y/A	Y/C	TD	TD%	INT	INT%	LG	SK/YD	RATE
09/12	Philadelphia	0	0	0	0.0%	0.0	0.0	0	0.0%	0	0.0%	0	0/0	0.0
09/19	at Tampa Bay	0	0	0	0.0%	0.0	0.0	0	0.0%	0	0.0%	0	0/0	0.0
09/26	at N.Y. Giants	0	0	0	0.0%	0.0	0.0	0	0.0%	0	0.0%	0	0/0	0.0
10/03	Washington	0	0	0	0.0%	0.0	0.0	0	0.0%	0	0.0%	0	0/0	0.0
10/10	N.Y. Jets	1	0	0	0.0%	0.0	0.0	0	0.0%	0	0.0%	0	0/0	39.6
10/24	at Miami	0	0	0	0.0%	0.0	0.0	0	0.0%	0	0.0%	0	0/0	0.0
10/31	Carolina	0	0	0	0.0%	0.0	0.0	0	0.0%	0	0.0%	0	0/0	0.0
11/07	at New Orleans	0	0	0	0.0%	0.0	0.0	0	0.0%	0	0.0%	0	0/0	0.0
11/14	at Dallas	0	0	0	0.0%	0.0	0.0	0	0.0%	0	0.0%	0	0/0	0.0
11/18	New England	INACTIVE												
11/28	at Jacksonville	0	0	0	0.0%	0.0	0.0	0	0.0%	0	0.0%	0	0/0	0.0
12/05	Tampa Bay	0	0	0	0.0%	0.0	0.0	0	0.0%	0	0.0%	0	0/0	0.0
12/12	at Carolina	0	0	0	0.0%	0.0	0.0	0	0.0%	0	0.0%	0	0/0	0.0
12/19	at San Francisco	0	0	0	0.0%	0.0	0.0	0	0.0%	0	0.0%	0	0/0	0.0
12/26	Detroit	0	0	0	0.0%	0.0	0.0	0	0.0%	0	0.0%	0	0/0	0.0
01/02	at Buffalo	0	0	0	0.0%	0.0	0.0	0	0.0%	0	0.0%	0	0/0	0.0
01/09	New Orleans	0	0	0	0.0%	0.0	0.0	0	0.0%	0	0.0%	0	0/0	0.0
TOTALS		1	0	0	0.0%	0.0	0.0	0	0.0%	0	0.0%	0	0/0	39.6

INDIVIDUAL GXG STATS: PASSING

PASSING:		FELEIPE FRANKS												
DATE	OPP.	ATT	CMP	YDS	CMP%	Y/A	Y/C	TD	TD%	INT	INT%	LG	SK/YD	RATE
09/12	Philadelphia	ON INACTIVE LIST												
09/19	at Tampa Bay	ON INACTIVE LIST												
09/26	at N.Y. Giants	0	0	0	0.0%	0.0	0.0	0	0.0%	0	0.0%	0	0/0	0.0
10/03	Washington	0	0	0	0.0%	0.0	0.0	0	0.0%	0	0.0%	0	0/0	0.0
10/10	N.Y. Jets	ON INACTIVE LIST												
10/24	at Miami	ON INACTIVE LIST												
10/31	Carolina	0	0	0	0.0%	0.0	0.0	0	0.0%	0	0.0%	0	0/0	0.0
11/07	at New Orleans	0	0	0	0.0%	0.0	0.0	0	0.0%	0	0.0%	0	0/0	0.0
11/14	at Dallas	0	0	0	0.0%	0.0	0.0	0	0.0%	0	0.0%	0	0/0	0.0
11/18	New England	1	0	0	0.0%	0.0	0.0	0	0.0%	1	100.0%	0	0/0	0.0
11/28	at Jacksonville	0	0	0	0.0%	0.0	0.0	0	0.0%	0	0.0%	0	0/0	0.0
12/05	Tampa Bay	0	0	0	0.0%	0.0	0.0	0	0.0%	0	0.0%	0	0/0	0.0
12/12	at Carolina	DID NOT PLAY (NON-INJURY)												
12/19	at San Francisco	0	0	0	0.0%	0.0	0.0	0	0.0%	0	0.0%	0	0/0	0.0
12/26	Detroit	DID NOT PLAY (NON-INJURY)												
01/02	at Buffalo	ON INACTIVE LIST												
01/09	New Orleans	DID NOT PLAY (NON-INJURY)												
TOTALS		1	0	0	0.0%	0.0	0.0	0	0.0%	1	100.0%	0	0/0	0.0

PASSING:		AJ MCCARRON												
DATE	OPP.	ATT	CMP	YDS	CMP%	Y/A	Y/C	TD	TD%	INT	INT%	LG	SK/YD	RATE
09/12	Philadelphia	INJURED RESERVE												
09/19	at Tampa Bay	INJURED RESERVE												
09/26	at N.Y. Giants	INJURED RESERVE												
10/03	Washington	INJURED RESERVE												
10/10	N.Y. Jets	INJURED RESERVE												
10/24	at Miami	INJURED RESERVE												
10/31	Carolina	INJURED RESERVE												
11/07	at New Orleans	INJURED RESERVE												
11/14	at Dallas	INJURED RESERVE												
11/18	New England	INJURED RESERVE												
11/28	at Jacksonville	INJURED RESERVE												
12/05	Tampa Bay	INJURED RESERVE												
12/12	at Carolina	INJURED RESERVE												
12/19	at San Francisco	INJURED RESERVE												
12/26	Detroit	INJURED RESERVE												
01/02	at Buffalo	INJURED RESERVE												
01/09	New Orleans	INJURED RESERVE												
TOTALS		0	0	0	0.0%	0.0	0.0	0	0.0%	0	0.0%	--	0/0	0.0

INDIVIDUAL GXG STATS: RECEIVING

2021 REGULAR SEASON INDIVIDUAL GAME-BY-GAME STATS

RECEIVING:		KYLE PITTS					RUSSELL GAGE					CORDARRELLE PATTERSON				
DATE	OPP.	NO.	YDS	AVG	LG	TD	NO.	YDS	AVG	LG	TD	NO.	YDS	AVG	LG	TD
09/12	Philadelphia	4	31	7.8	18	0	0	0	0.0	--	0	2	13	6.5	12	0
09/19	at Tampa Bay	5	73	14.6	24	0	5	28	5.6	8	0	5	58	11.6	23	1
09/26	at N.Y. Giants	2	35	17.5	25	0	ON INACTIVE LIST					6	82	13.7	28	0
10/03	Washington	4	50	12.5	15	0	ON INACTIVE LIST					5	82	16.4	42t	3
10/10	N.Y. Jets	9	119	13.2	39	1	ON INACTIVE LIST					7	60	8.6	16	0
10/24	at Miami	7	163	23.3	39	0	4	67	16.8	49t	1	2	1	0.5	4	0
10/31	Carolina	2	13	6.5	11	0	0	0	0.0	--	0	5	37	7.4	18	1
11/07	at New Orleans	3	62	20.7	39	0	7	64	9.1	20	0	6	126	21.0	64	0
11/14	at Dallas	4	60	15.0	18	0	0	0	0.0	--	0	1	14	14.0	14	0
11/18	New England	3	29	9.7	16	0	5	49	9.8	19	0	INACTIVE				
11/28	at Jacksonville	2	26	13.0	19	0	6	62	10.3	15	1	2	27	13.5	20	0
12/05	Tampa Bay	4	48	12.0	29	0	11	130	11.8	19	0	3	18	6.0	6	0
12/12	at Carolina	5	61	12.2	23	0	4	64	16.0	36	0	2	1	0.5	3	0
12/19	at San Francisco	4	77	19.3	49	0	8	91	11.4	21	1	2	5	2.5	5	0
12/26	Detroit	6	102	17.0	35	0	4	39	9.8	15	0	1	-1	-1.0	-1	0
01/02	at Buffalo	2	69	34.5	61	0	3	50	16.7	24	0	2	24	12.0	15	0
01/09	New Orleans	2	8	4.0	7	0	9	126	14.0	26	1	1	1	1.0	1	0
TOTALS		68	1,026	15.1	61	1	66	770	11.7	49T	4	52	548	10.5	64	5

RECEIVING:		OLAMIDE ZACCHAEUS					CALVIN RIDLEY					MIKE DAVIS				
DATE	OPP.	NO.	YDS	AVG	LG	TD	NO.	YDS	AVG	LG	TD	NO.	YDS	AVG	LG	TD
09/12	Philadelphia	0	0	0.0	--	0	5	51	10.2	16	0	3	23	7.7	9	0
09/19	at Tampa Bay	2	22	11.0	12	0	7	63	9.0	22	1	7	25	3.6	8	0
09/26	at N.Y. Giants	3	32	10.7	14	1	8	61	7.6	20	0	4	20	5.0	12	0
10/03	Washington	1	15	15.0	15	0	7	80	11.4	21	0	2	12	6.0	7t	1
10/10	N.Y. Jets	2	20	10.0	15	0	ON INACTIVE LIST					2	8	4.0	10	0
10/24	at Miami	1	13	13.0	13	0	4	26	6.5	11	1	0	0	0.0	--	0
10/31	Carolina	1	12	12.0	12	0	ON INACTIVE LIST					5	22	4.4	8	0
11/07	at New Orleans	3	58	19.3	49	2	NON-FOOTBALL INJURY (NF)					1	5	5.0	5	0
11/14	at Dallas	2	22	11.0	13	0	NON-FOOTBALL INJURY (NF)					0	0	0.0	--	0
11/18	New England	3	23	7.7	9	0	NON-FOOTBALL INJURY (NF)					3	20	6.7	10	0
11/28	at Jacksonville	1	5	5.0	5	0	NON-FOOTBALL INJURY (NF)					3	25	8.3	18	0
12/05	Tampa Bay	3	44	14.7	30	0	NON-FOOTBALL INJURY (NF)					4	37	9.3	20	0
12/12	at Carolina	0	0	0.0	--	0	NON-FOOTBALL INJURY (NF)					5	42	8.4	20	0
12/19	at San Francisco	2	53	26.5	49	0	NON-FOOTBALL INJURY (NF)					0	0	0.0	--	0
12/26	Detroit	2	32	16.0	17	0	NON-FOOTBALL INJURY (NF)					1	7	7.0	7	0
01/02	at Buffalo	2	8	4.0	8	0	NON-FOOTBALL INJURY (NF)					1	15	15.0	15	0
01/09	New Orleans	3	47	15.7	28	0	NON-FOOTBALL INJURY (NF)					3	-2	-0.7	3	0
TOTALS		31	406	13.1	49	3	31	281	9.1	22	2	44	259	5.9	20	1

RECEIVING:		TAJAE SHARPE					HAYDEN HURST					LEE SMITH				
DATE	OPP.	NO.	YDS	AVG	LG	TD	NO.	YDS	AVG	LG	TD	NO.	YDS	AVG	LG	TD
09/12	Philadelphia	0	0	0.0	--	0	4	28	7.0	9	0	0	0	0.0	--	0
09/19	at Tampa Bay	1	8	8.0	8	0	1	6	6.0	6	0	1	9	9.0	9	0
09/26	at N.Y. Giants	1	6	6.0	6	0	0	0	0.0	--	0	3	7	2.3	3	1
10/03	Washington	2	15	7.5	8	0	4	29	7.3	12	0	0	0	0.0	--	0
10/10	N.Y. Jets	4	53	13.3	17	0	4	40	10.0	17t	1	3	30	10.0	22	0
10/24	at Miami	2	18	9.0	12	0	3	35	11.7	15	0	1	7	7.0	7	0
10/31	Carolina	5	58	11.6	17	0	2	4	2.0	7	0	0	0	0.0	--	0
11/07	at New Orleans	1	12	12.0	12	0	2	16	8.0	16	0	0	0	0.0	--	0
11/14	at Dallas	1	0	0.0	--	0	0	0	0.0	--	0	ON INACTIVE LIST				
11/18	New England	2	21	10.5	17	0	INJURED RESERVE					0	0	0.0	--	0
11/28	at Jacksonville	2	22	11.0	13	0	INJURED RESERVE					0	0	0.0	--	0
12/05	Tampa Bay	3	10	3.3	4	0	INJURED RESERVE					0	0	0.0	--	0
12/12	at Carolina	1	7	7.0	7	0	1	3	3.0	3t	1	1	12	12.0	12	0
12/19	at San Francisco	0	0	0.0	--	0	2	6	3.0	4	0	0	0	0.0	--	0
12/26	Detroit	ON INACTIVE LIST					2	21	10.5	12t	1	0	0	0.0	--	0
01/02	at Buffalo	RESERVE/COVID-19					RESERVE/COVID-19					0	0	0.0	--	0
01/09	New Orleans	0	0	0.0	--	0	1	33	33.0	33	0	0	0	0.0	--	0
TOTALS		25	230	9.2	17	0	26	221	8.5	33	3	9	65	7.2	22	1

INDIVIDUAL GXG STATS: RECEIVING

RECEIVING:		KEITH SMITH					PARKER HESSE					CHRISTIAN BLAKE				
DATE	OPP.	NO.	YDS	AVG	LG	TD	NO.	YDS	AVG	LG	TD	NO.	YDS	AVG	LG	TD
09/12	Philadelphia	3	18	6.0	9	0	0	0	0.0	--	0	0	0	0.0	--	0
09/19	at Tampa Bay	0	0	0.0	--	0	0	0	0.0	--	0	1	8	8.0	8	0
09/26	at N.Y. Giants	0	0	0.0	--	0	ON INACTIVE LIST					0	0	0.0	--	0
10/03	Washington	0	0	0.0	--	0	ON INACTIVE LIST					0	0	0.0	--	0
10/10	N.Y. Jets	0	0	0.0	--	0						2	12	6.0	6	0
10/24	at Miami	1	6	6.0	6	0	PRACTICE SQUAD					0	0	0.0	--	0
10/31	Carolina	0	0	0.0	--	0	PRACTICE SQUAD					0	0	0.0	--	0
11/07	at New Orleans	0	0	0.0	--	0	PRACTICE SQUAD					0	0	0.0	--	0
11/14	at Dallas	0	0	0.0	--	0	0	0	0.0	--	0	0	0	0.0	--	0
11/18	New England	1	11	11.0	11	0	1	5	5.0	5	0	INACTIVE				
11/28	at Jacksonville	2	16	8.0	10	0	1	7	7.0	7	0	0	0	0.0	--	0
12/05	Tampa Bay	1	2	2.0	2	0	0	0	0.0	--	0	0	0	0.0	--	0
12/12	at Carolina	0	0	0.0	--	0	PRACTICE SQUAD					0	0	0.0	--	0
12/19	at San Francisco	0	0	0.0	--	0	PRACTICE SQUAD					0	0	0.0	--	0
12/26	Detroit	0	0	0.0	--	0	PRACTICE SQUAD					1	5	5.0	5	0
01/02	at Buffalo	0	0	0.0	--	0	ACTIVE/PUP					0	0	0.0	--	0
01/09	New Orleans	1	3	3.0	3	0	0	0	0.0	--	0	0	0	0.0	--	0
TOTALS		9	56	6.2	11	0	2	12	6.0	7	0	4	25	6.3	8	0

RECEIVING:		WAYNE GALLMAN					FRANK DARBY					QADREE OLLISON				
DATE	OPP.	NO.	YDS	AVG	LG	TD	NO.	YDS	AVG	LG	TD	NO.	YDS	AVG	LG	TD
09/12	Philadelphia	#9ers					ON INACTIVE LIST					PRACTICE SQUAD				
09/19	at Tampa Bay	ON INACTIVE LIST					ON INACTIVE LIST					PRACTICE SQUAD				
09/26	at N.Y. Giants	ON INACTIVE LIST					ON INACTIVE LIST					PRACTICE SQUAD				
10/03	Washington	0	0	0.0	--	0	DID NOT PLAY (NON-INJURY)					PRACTICE SQUAD				
10/10	N.Y. Jets	0	0	0.0	--	0	0	0	0.0	--	0	PRACTICE SQUAD				
10/24	at Miami	0	0	0.0	--	0	ON INACTIVE LIST					PRACTICE SQUAD				
10/31	Carolina	ON INACTIVE LIST					DID NOT PLAY (NON-INJURY)					PRACTICE SQUAD				
11/07	at New Orleans	ON INACTIVE LIST					0	0	0.0	--	0	PRACTICE SQUAD				
11/14	at Dallas	1	21	21.0	21	0	1	14	14.0	14	0	PRACTICE SQUAD				
11/18	New England	0	0	0.0	--	0	0	0	0.0	--	0	2	0	0.0	--	0
11/28	at Jacksonville	0	0	0.0	--	0	0	0	0.0	--	0	PRACTICE SQUAD				
12/05	Tampa Bay	ON INACTIVE LIST					0	0	0.0	--	0	1	8	8.0	8	0
12/12	at Carolina	NOT ON ROSTER					0	0	0.0	--	0	0	0	0.0	--	0
12/19	at San Francisco	NOT ON ROSTER					0	0	0.0	--	0	1	4	4.0	4	0
12/26	Detroit	NOT ON ROSTER					0	0	0.0	--	0	0	0	0.0	--	0
01/02	at Buffalo	NOT ON ROSTER					0	0	0.0	--	0	0	0	0.0	--	0
01/09	New Orleans	NOT ON ROSTER					ON INACTIVE LIST					0	0	0.0	--	0
TOTALS		1	21	21.0	21	0	1	14	14.0	14	0	4	12	3.0	8	0

INDIVIDUAL GXG STATS: RUSHING

2021 REGULAR SEASON INDIVIDUAL GAME-BY-GAME STATS

RUSHING:		CORDARRELLE PATTERSON					MIKE DAVIS					QADREE OLLISON				
DATE	OPP.	NO.	YDS	AVG	LG	TD	NO.	YDS	AVG	LG	TD	NO.	YDS	AVG	LG	TD
09/12	Philadelphia	7	54	7.7	14	0	15	49	3.3	12	0	PRACTICE SQUAD				
09/19	at Tampa Bay	7	11	1.6	10t	1	9	38	4.2	8	0	PRACTICE SQUAD				
09/26	at N.Y. Giants	7	20	2.9	11	0	12	50	4.2	11	0	PRACTICE SQUAD				
10/03	Washington	6	34	5.7	13	0	13	14	1.1	8	0	PRACTICE SQUAD				
10/10	N.Y. Jets	14	54	3.9	12	0	13	53	4.1	17	1	PRACTICE SQUAD				
10/24	at Miami	14	60	4.3	13	1	4	10	2.5	3	0	PRACTICE SQUAD				
10/31	Carolina	9	35	3.9	14	0	9	44	4.9	18	0	PRACTICE SQUAD				
11/07	at New Orleans	9	10	1.1	4	0	9	13	1.4	5	0	PRACTICE SQUAD				
11/14	at Dallas	4	25	6.3	14	0	4	18	4.5	7	0	PRACTICE SQUAD				
11/28	New England	INACTIVE					3	1	0.3	1	0	9	34	3.8	12	0
11/28	at Jacksonville	16	108	6.8	27	2	5	16	3.2	6	0	PRACTICE SQUAD				
12/05	Tampa Bay	13	78	6.0	39	0	4	32	8.0	17t	1	2	7	3.5	4	0
12/12	at Carolina	16	58	3.6	11	1	11	44	4.0	11	0	5	23	4.6	11	0
12/19	at San Francisco	11	18	1.6	4	0	6	21	3.5	7	0	1	3	3.0	3	0
12/26	Detroit	7	14	2.0	6t	1	7	28	4.0	9	0	0	0	0.0	--	0
01/02	at Buffalo	9	28	3.1	13	0	8	42	5.3	13	1	3	19	6.3	11	0
01/09	New Orleans	4	11	2.8	4	0	6	30	5.0	9	0	1	19	19.0	19t	1
TOTALS		153	618	4.0	39	6	138	503	3.6	18	3	21	105	5.0	19T	1

RUSHING:		WAYNE GALLMAN					MATT RYAN					KEITH SMITH				
DATE	OPP.	NO.	YDS	AVG	LG	TD	NO.	YDS	AVG	LG	TD	NO.	YDS	AVG	LG	TD
09/12	Philadelphia	49ers					2	8	4.0	8	0	2	13	6.5	8	0
09/19	at Tampa Bay	ON INACTIVE LIST					2	3	1.5	3	0	2	3	1.5	3	0
09/26	at N.Y. Giants	ON INACTIVE LIST					1	-1	-1.0	-1	0	0	0	0.0	--	0
10/03	Washington	6	29	4.8	13	0	1	17	17.0	17	0	1	2	2.0	2	0
10/10	N.Y. Jets	1	2	2.0	2	0	1	-1	-1.0	-1	0	0	0	0.0	--	0
10/24	at Miami	1	2	2.0	2	0	3	0	0.0	2	0	0	0	0.0	--	0
10/31	Carolina	ON INACTIVE LIST					2	3	1.5	3	0	0	0	0.0	--	0
11/07	at New Orleans	ON INACTIVE LIST					5	8	1.6	5	1	0	0	0.0	--	0
11/14	at Dallas	15	55	3.7	17	0	0	0	0.0	--	0	1	5	5.0	5	0
11/18	New England	1	-3	-3.0	-3	0	0	0	0.0	--	0	3	8	2.7	5	0
11/28	at Jacksonville	4	19	4.8	15	0	4	6	1.5	7	0	0	0	0.0	--	0
12/05	Tampa Bay	ON INACTIVE LIST					3	2	0.7	2	0	0	0	0.0	--	0
12/12	at Carolina	NOT ON ROSTER					4	3	0.8	3	0	0	0	0.0	--	0
12/19	at San Francisco	NOT ON ROSTER					5	20	4.0	8	0	0	0	0.0	--	0
12/26	Detroit	NOT ON ROSTER					4	5	1.3	3	0	0	0	0.0	--	0
01/02	at Buffalo	NOT ON ROSTER					2	7	3.5	6	0	0	0	0.0	--	0
01/09	New Orleans	NOT ON ROSTER					1	2	2.0	2	0	0	0	0.0	--	0
TOTALS		28	104	3.7	17	0	40	82	2.1	17	1	9	31	3.4	8	0

RUSHING:		FELEIPE FRANKS					OLAMIDE ZACCHEAUS				
DATE	OPP.	NO.	YDS	AVG	LG	TD	NO.	YDS	AVG	LG	TD
09/12	Philadelphia	ON INACTIVE LIST					0	0	0.0	--	0
09/19	at Tampa Bay	ON INACTIVE LIST					0	0	0.0	--	0
09/26	at N.Y. Giants	0	0	0.0	--	0	0	0	0.0	--	0
10/03	Washington	1	3	3.0	3	0	0	0	0.0	--	0
10/10	N.Y. Jets	ON INACTIVE LIST					0	0	0.0	--	0
10/24	at Miami	ON INACTIVE LIST					0	0	0.0	--	0
10/31	Carolina	0	0	0.0	--	0	0	0	0.0	--	0
11/07	at New Orleans	2	3	1.5	4	0	0	0	0.0	--	0
11/14	at Dallas	0	0	0.0	--	0	0	0	0.0	--	0
11/18	New England	0	0	0.0	--	0	0	0	0.0	--	0
11/28	at Jacksonville	0	0	0.0	--	0	0	0	0.0	--	0
12/05	Tampa Bay	0	0	0.0	--	0	1	2	2.0	2	0
12/12	at Carolina	DID NOT PLAY (NON-INJURY)					0	0	0.0	--	0
12/19	at San Francisco	0	0	0.0	--	0	0	0	0.0	--	0
12/26	Detroit	DID NOT PLAY (NON-INJURY)					0	0	0.0	--	0
01/02	at Buffalo	ON INACTIVE LIST					0	0	0.0	--	0
01/09	New Orleans	DID NOT PLAY (NON-INJURY)					0	0	0.0	--	0
TOTALS		3	6	2.0	4	0	1	2	2.0	2	0

INDIVIDUAL GXG STATS: DEFENSIVE

2021 REGULAR SEASON INDIVIDUAL DEFENSIVE GAME-BY-GAME STATS

DATE	OPP.	FOYSADE OLUOKUN							DEION JONES							A.J. TERRELL																																		
		S	A	TK	TFL	SK	SKY	INT	FR	FF	PR	PD	S	A	TK	TFL	SK	SKY	INT	FR	FF	PR	PD	S	A	TK	TFL	SK	SKY	INT	FR	FF	PR	PD																
09/12	Philadelphia	4	4	8	0	0	0.0	0.0	0	0	0	1	0	0	4	7	11	1	6	0.0	0.0	0	0	0	1	6	1	7	1	3	0.0	0.0	0	0	0	0	0	0	0	0										
09/19	at Tampa Bay	4	5	9	0	0	0.0	0.0	0	0	1	0	0	0	2	2	4	1	7	10	7.0	0	0	0	1	0	2	2	0	0	0.0	0.0	0	0	0	0	0	2	0	2										
09/26	at N.Y. Giants	9	5	14	1	3	0.0	0.0	0	0	0	1	0	0	8	4	12	1	3	0.0	0.0	0	0	0	0	ON INACTIVE LIST																								
10/03	Washington	6	6	12	0	0	10.0	0.0	0	0	0	2	1	1	4	7	11	1	1	0.0	0.0	0	0	0	0	1	1	2	0	0	0.0	0.0	0	0	0	0	0	0	0	0										
10/10	N.Y. Jets	2	3	5	0	0	0.0	0.0	0	0	0	0	0	0	3	2	5	0	0	0.0	0.0	0	0	0	0	0	4	0	4	0	0	0.0	0.0	0	0	1	0	0	0	0										
10/24	at Miami	8	5	13	0	0	0.0	0.0	1	0	0	0	1	1	11	4	15	3	16	10	10.0	0	0	0	1	0	2	4	6	0	0	0.0	0.0	0	0	0	0	0	1	0	1									
10/31	Carolina	10	6	16	0	0	0.0	0.0	0	0	0	1	0	0	10	4	14	0	0	0.0	0.0	0	0	1	0	3	0	3	1	2	0.0	0.0	0	0	0	0	0	0	0	0										
11/07	at New Orleans	3	6	9	0	0	0.0	0.0	0	0	0	1	0	0	6	4	10	0	0	0.0	0.0	0	0	0	1	2	4	1	5	0	0	0.0	0.0	0	0	0	0	0	0	3	0									
11/14	at Dallas	7	7	14	1	0	0.0	0.0	0	0	0	0	0	0	2	3	5	0	0	0.0	0.0	0	0	0	0	0	4	3	7	0	0	0.0	0.0	0	0	0	0	0	0	0	0									
11/18	New England	4	6	10	1	14	10	14.0	0	0	0	1	0	0	3	2	5	0	0	0.0	0.0	0	0	0	0	0	4	5	9	0	0	0.0	0.0	1	0	0	0	0	1	0	1									
11/28	at Jacksonville	5	5	10	0	0	0.0	0.0	0	0	0	0	0	0	ON INACTIVE LIST														5	1	6	0	0	0.0	0.0	0	0	0	0	1	0	0	0	0	0	0	0	0	0	1
12/05	Tampa Bay	8	7	15	0	0	0.0	0.0	0	0	0	0	0	0	6	2	8	0	0	0.0	0.0	0	0	0	0	2	2	1	3	0	0	0.0	0.0	0	0	0	0	0	0	0	1	0								
12/12	at Carolina	3	4	7	0	0	0.0	0.0	0	0	0	0	1	1	5	1	6	0	0	0.0	0.0	0	0	0	1	0	1	3	4	0	0	0.0	0.0	1	0	0	0	0	3	0	0									
12/19	at San Francisco	7	3	10	0	0	0.0	0.0	0	0	0	0	0	0	5	2	7	0	0	0.0	0.0	0	0	0	0	0	3	1	4	0	0	0.0	0.0	0	0	0	0	0	0	2	0									
12/26	Detroit	8	6	14	1	2	0.0	0.0	1	0	0	0	1	1	8	2	10	0	0	0.0	0.0	0	0	0	1	3	3	6	0	0	0.0	0.0	0	0	0	0	0	0	0	0	0	0								
01/02	at Buffalo	7	6	13	0	0	0.0	0.0	1	0	0	0	2	2	6	2	8	0	0	0.0	0.0	0	0	0	0	0	6	1	7	1	2	10	2.0	1	0	0	1	1	1	0										
01/09	New Orleans	7	6	13	0	0	0.0	0.0	0	0	0	0	0	0	4	2	6	1	0	0.0	0.0	0	0	0	0	0	4	2	6	0	0	0.0	0.0	0	0	0	0	0	1	0	0									
TOTALS		102	90	192	4	19	2.0	14.0	3	0	1	7	6	87	50	137	8	33	2.0	17.0	0	0	1	4	6	52	29	81	3	7	1.0	2.0	3	0	1	1	16	0	0											

DATE	OPP.	ERIK HARRIS							FABIAN MOREAU							DURON HARMON																																										
		S	A	TK	TFL	SK	SKY	INT	FR	FF	PR	PD	S	A	TK	TFL	SK	SKY	INT	FR	FF	PR	PD	S	A	TK	TFL	SK	SKY	INT	FR	FF	PR	PD																								
09/12	Philadelphia	5	1	6	1	1	0.0	0.0	0	0	0	0	0	3	0	3	0	0	0.0	0.0	0	0	0	0	1	6	1	7	1	1	0.0	0.0	0	0	0	0	0	0	0	0																		
09/19	at Tampa Bay	5	0	5	0	0	0.0	0.0	0	0	0	0	0	3	0	3	0	0	0.0	0.0	0	0	0	0	0	3	2	5	0	0	0.0	0.0	0	0	0	0	0	0	0	0																		
09/26	at N.Y. Giants	2	1	3	0	0	0.0	0.0	0	0	0	0	2	1	0	1	0	0	0.0	0.0	0	0	0	0	0	1	0	1	0	0	0.0	0.0	0	0	0	0	0	0	0	0																		
10/03	Washington	4	2	6	0	0	0.0	0.0	0	0	0	1	3	3	1	4	1	2	0	0.0	0.0	0	0	0	0	3	1	4	0	0	0.0	0.0	0	0	0	0	0	1	0	0																		
10/10	N.Y. Jets	ON INACTIVE LIST														3	0	3	1	6	0.0	0.0	0	0	0	1	0	1	1	0	0	0.0	0.0	0	0	0	0	0	0																			
10/24	at Miami	5	1	6	0	0	0.0	0.0	0	0	0	0	0	2	3	5	0	0	0.0	0.0	0	0	0	0	3	4	2	6	0	0	0.0	0.0	0	0	0	0	0	0	0	0																		
10/31	Carolina	5	2	7	0	0	0.0	0.0	0	0	0	2	0	1	1	1	0	0	0.0	0.0	0	0	0	0	1	2	0	2	0	0	0.0	0.0	0	0	0	0	0	0	0	0																		
11/07	at New Orleans	6	1	7	0	0	0.0	0.0	0	0	0	0	0	4	1	5	0	0	0.0	0.0	0	0	0	0	2	1	0	1	0	0	0.0	0.0	0	0	0	0	0	0	1	0																		
11/14	at Dallas	4	3	7	0	0	0.0	0.0	0	0	0	0	1	5	1	6	0	0	0.0	0.0	0	1	0	0	0	4	1	5	0	0	0.0	0.0	0	0	0	0	0	0	0	0																		
11/18	New England	3	2	5	1	0	0.5	6.0	0	0	0	1	0	5	4	9	0	0	0.0	0.0	0	0	0	0	0	2	1	3	0	0	0.0	0.0	0	0	0	0	1	0	0	1																		
11/28	at Jacksonville	4	2	6	0	0	0.0	0.0	0	0	0	0	0	2	0	2	0	0	0.0	0.0	0	0	0	0	1	2	0	2	0	0	0.0	0.0	1	0	0	0	1	0	0	1																		
12/05	Tampa Bay	0	2	2	0	0	0.0	0.0	0	0	0	0	0	5	1	6	0	0	0.0	0.0	0	0	0	0	0	2	1	3	0	0	0.0	0.0	0	0	0	0	0	0	0	0																		
12/12	at Carolina	1	0	1	1	1	0.0	0.0	0	0	0	0	0	2	0	2	0	0	0.0	0.0	0	0	0	0	1	3	0	3	0	0	0.0	0.0	0	0	0	0	0	0	0	0																		
12/19	at San Francisco	INJURED RESERVE														1	2	3	0	0	0.0	0.0	0	0	0	0	0	4	2	6	0	0	0.0	0.0	0	0	0	0	0	0	0	0	0	0	0	0	0	0										
12/26	Detroit	INJURED RESERVE														1	2	3	0	0	0.0	0.0	0	0	0	1	1	5	6	0	0	0.0	0.0	0	0	0	0	0	0	0	0	0	0	0	0	0	0	0	0	0								
01/02	at Buffalo	INJURED RESERVE														ON INACTIVE LIST														3	2	5	0	0	0.0	0.0	0	0	0	0	0	3	2	5	0	0	0.0	0.0	1	0	0	0	2	0	0	0	0	0
01/09	New Orleans	INJURED RESERVE														4	1	5	1	0	0.0	0.0	0	0	0	0	0	1	3	4	1	0	0.0	0.0	0	0	0	0	0	1	3	4	1	0	0.0	0.0	0	0	0	0	0	0	0	0	0			
TOTALS		44	17	61	3	2	0.5	6.0	0	0	0	2	8	44	17	61	3	8	0.0	0.0	0	1	0	0	11	42	22	64	2	1	0.0	0.0	2	0	0	1	5	0	0																			

DATE	OPP.	GRADY JARRETT							STEVEN MEANS							BRANDON COPELAND																									
		S	A	TK	TFL	SK	SKY	INT	FR	FF	PR	PD	S	A	TK	TFL	SK	SKY	INT	FR	FF	PR	PD	S	A	TK	TFL	SK	SKY	INT	FR	FF	PR	PD							
09/12	Philadelphia	0	0	0	0	0	0.0	0.0	0	0	0	0	2	2	4	0	0	0.0	0.0	0	0	0	0	NOT ON ROSTER																	
09/19	at Tampa Bay	2	2	4	0	0	0.0	0.0	0	0	1	0	1	3	4	0	0	0.0	0.0	0	0	0	0	0	0	0	0	0	0	0.0	0.0	0	0	0	0	0	0	0	0	0	
09/26	at N.Y. Giants	4	0	4	1	11	10	10	0	0	2	0	3	0	3	1	0	0.0	0.0	0	0	0	0	1	0	1	0	1	0	0.0	0.0	0	0	0	0	0	0	0	0	0	0
10/03	Washington	2	0	2	0	0	0.0	0.0	0	0	0	0	2	1	3	1	1	0	0.0	0.0	0	0	0	0	1	1	2	0	0	0.0	0.0	0	0	0	0	0	0	0	0	0	
10/10	N.Y. Jets	3	0	3	0	0	0.0	0.0	0	0	0	0	1	0	1	0	0	0.0	0.0	0	0	0	0	2	0	1	0	1	0	0.0	0.0	0	0	0	0	0	0	0	0	0	
10/24	at Miami	4	1	5	0	0	0.0	0.0	0	0	0	2	0	1	0	1	0	0	0.0	0.0	0	0	0	0	0	1	1	0	0.0	0.0	0	0	0	0	0	0	0	0	0	0	
10/31	Carolina	2	2	4	1																																				

INDIVIDUAL GXG STATS: DEFENSIVE

		RICHIE GRANT										DANTE FOWLER JR.										DARREN HALL																			
DATE	OPP.	S	A	TK	TFL		SK	SKY	INT	FR	FF	PR	PD	S	A	TK	TFL		SK	SKY	INT	FR	FF	PR	PD	S	A	TK	TFL		SK	SKY	INT	FR	FF	PR	PD				
					FL	Y											FL	Y											FL	Y											
09/12	Philadelphia	1	0	1	0	0	0.0	0.0	0	0	0	0	0	1	1	2	0	0	0.0	0.0	0	0	0	0	0	ON INACTIVE LIST															
09/19	at Tampa Bay	0	0	0	0	0	0.0	0.0	0	0	0	0	0	2	1	3	0	0	1.0	2.0	0	0	1	2	0	ON INACTIVE LIST															
09/26	at N.Y. Giants	0	0	0	0	0	0.0	0.0	0	0	0	0	0	1	2	3	0	0	1.0	9.0	0	0	1	1	1	0	0	0	0	0	0	0	0.0	0.0	0	0	0	0	0		
10/03	Washington	0	0	0	0	0	0.0	0.0	0	0	0	0	0	2	1	3	2	3	0.0	0.0	0	0	0	0	0	ON INACTIVE LIST															
10/10	N.Y. Jets	2	1	3	0	0	0.0	0.0	0	0	0	0	1	1	0	1	0	0	0.0	0.0	0	0	0	0	0	2	0	2	0	0	0	0	0.0	0.0	0	0	0	0	0		
10/24	at Miami	4	1	5	0	0	0.0	0.0	0	0	0	0	0	INJURED RESERVE										0	0	0	0	0	0.0	0.0	0	0	0	0	0	0	0	0	0	0	
10/31	Carolina	1	0	1	0	0	0.0	0.0	0	0	0	0	0	INJURED RESERVE										0	0	0	0	0	0.0	0.0	0	0	0	0	0	0	0	0	0	0	0
11/07	at New Orleans	0	0	0	0	0	0.0	0.0	0	0	0	0	0	INJURED RESERVE										0	0	0	0	0	0.0	0.0	0	0	0	0	0	0	0	0	0	0	0
11/14	at Dallas	3	0	3	0	0	0.0	0.0	0	0	1	0	0	1	1	2	0	0	0.0	0.0	0	0	0	0	0	1	0	1	0	0	0	0	0.0	0.0	0	0	0	0	0		
11/18	New England	2	1	3	0	0	0.0	0.0	0	0	0	0	0	2	3	5	0	0	0.5	6.0	0	0	0	1	0	3	1	4	1	7	1.0	7.0	0	0	0	1	0				
11/28	at Jacksonville	3	0	3	2	1	0.0	0.0	0	0	0	0	0	1	1	2	0	0	1.0	12.0	0	0	1	0	0	2	1	3	1	2	0.0	0.0	0	0	0	0	0				
12/05	Tampa Bay	2	1	3	0	0	0.0	0.0	0	0	0	0	0	2	0	2	0	0	0.0	0.0	0	0	0	0	0	4	1	5	0	0	0.0	0.0	0	0	0	0	0				
12/12	at Carolina	ON INACTIVE LIST										3	0	3	3	12	1.0	10.0	0	0	0	1	0	4	0	4	0	0	0.0	0.0	0	0	0	0	1						
12/19	at San Francisco	1	0	1	0	0	0.0	0.0	0	0	0	0	0	1	0	1	0	0	0.0	0.0	0	0	0	1	0	0	1	1	0	0	0.0	0.0	0	0	0	0	0				
12/26	Detroit	4	2	6	0	0	0.0	0.0	0	0	0	0	1	0	3	3	0	0	0.0	0.0	0	0	0	1	0	2	1	3	0	0	0.0	0.0	0	0	0	0	0				
01/02	at Buffalo	0	0	0	0	0	0.0	0.0	0	0	0	0	0	2	1	3	1	0	0.0	0.0	0	0	0	0	1	0	0	1	1	0	0.0	0.0	0	0	0	0	0				
01/09	New Orleans	0	0	0	0	0	0.0	0.0	0	0	0	0	0	2	1	3	0	0	0.0	0.0	0	0	0	0	0	1	0	1	0	0	0.0	0.0	0	0	0	0	1				
TOTALS		23	6	29	2	1	0.0	0.0	0	0	1	0	2	21	15	36	6	15	4.5	39.0	0	0	3	8	1	19	6	25	2	9	1.0	7.0	0	0	0	1	3				

		ADETOKUNBO OGUNDEJI										MYKAL WALKER										MARLON DAVIDSON																	
DATE	OPP.	S	A	TK	TFL		SK	SKY	INT	FR	FF	PR	PD	S	A	TK	TFL		SK	SKY	INT	FR	FF	PR	PD	S	A	TK	TFL		SK	SKY	INT	FR	FF	PR	PD		
					FL	Y											FL	Y											FL	Y									
09/12	Philadelphia	1	0	1	0	0	0.0	0.0	0	0	0	0	0	0	1	1	0	0	0.0	0.0	0	0	0	0	0	0	1	2	3	0	0.0	0.0	0	0	0	0	0		
09/19	at Tampa Bay	0	0	0	0	0	0.0	0.0	0	0	0	0	0	0	1	1	0	0	0.0	0.0	0	1	0	0	0	1	1	2	1	8	1.0	8.0	0	0	0	0	0		
09/26	at N.Y. Giants	0	0	0	0	0	0.0	0.0	0	0	0	0	0	0	0	0	0	0	0.0	0.0	0	0	0	0	0	2	1	3	0	0	0.0	0.0	0	0	0	0	0		
10/03	Washington	1	1	2	0	0	0.0	0.0	0	0	0	0	0	0	0	0	0	0	0.0	0.0	0	0	0	0	0	ON INACTIVE LIST													
10/10	N.Y. Jets	2	0	2	1	9	1.0	9.0	0	0	0	2	0	0	0	0	0	0	0.0	0.0	0	0	0	0	0	ON INACTIVE LIST													
10/24	at Miami	1	1	2	0	0	0.0	0.0	0	0	0	0	0	0	0	0	0	0	0.0	0.0	0	0	0	0	0	1	1	2	0	0	0.0	0.0	0	0	0	0	0		
10/31	Carolina	0	0	0	0	0	0.0	0.0	0	1	0	1	0	0	0	0	0	0	0.0	0.0	0	0	0	0	0	3	1	4	0	0	0.0	0.0	0	0	0	0	0		
11/07	at New Orleans	1	1	2	0	0	0.0	0.0	0	0	0	0	0	0	1	1	0	0	0.0	0.0	0	0	0	0	0	1	1	2	0	0	0.0	0.0	0	0	0	0	0		
11/14	at Dallas	1	1	2	0	0	0.0	0.0	0	0	0	0	0	2	0	2	0	0	0.0	0.0	0	0	0	0	0	2	1	3	0	0	0.0	0.0	0	0	0	0	0		
11/18	New England	1	1	2	1	1	0.0	0.0	0	0	0	0	0	0	1	1	0	0	0.0	0.0	0	0	0	0	0	INACTIVE													
11/28	at Jacksonville	5	4	9	1	5	0.0	0.0	0	0	0	0	0	6	5	11	0	0	0.0	0.0	0	0	0	1	1	0	0	0	0	0	0.0	0.0	0	1	0	0	0		
12/05	Tampa Bay	1	0	1	0	0	0.0	0.0	0	0	0	0	0	0	0	0	0	0	0.0	0.0	0	0	0	0	0	0	0	0	0	0	0.0	0.0	1	0	0	0	1		
12/12	at Carolina	ON INACTIVE LIST										0	0	0	0	0	0.0	0.0	1	0	0	0	1	0	0	0	0	0	0.0	0.0	0	0	0	0	0				
12/19	at San Francisco	1	2	3	1	1	0.0	0.0	0	0	0	0	0	0	0	0	0	0	0.0	0.0	0	0	0	0	0	ON INACTIVE LIST													
12/26	Detroit	0	1	1	0	0	0.0	0.0	0	0	0	0	0	4	1	5	0	0	0.0	0.0	0	0	0	0	0	RESERVE/COVID-19													
01/02	at Buffalo	0	0	0	0	0	0.0	0.0	0	0	0	0	0	1	0	1	0	0	0.0	0.0	0	0	0	0	0	RESERVE/COVID-19													
01/09	New Orleans	3	2	5	1	0	0.0	0.0	0	0	0	0	0	2	3	5	0	0	0.0	0.0	0	0	0	0	0	1	1	2	0	0	0.0	0.0	0	0	0	0	0		
TOTALS		18	14	32	5	16	1.0	9.0	0	1	0	2	1	15	13	28	0	0	0.0	0.0	1	1	0	1	4	12	9	21	1	8	1.0	8.0	1	1	0	1			

		SHAWN WILLIAMS										JAYLINN HAWKINS										TYLER DAVISON															
DATE	OPP.	S	A	TK	FL	Y	SK	SKY	INT	FR	FF	PR	PD	S	A	TK	FL	Y	SK	SKY	INT	FR	FF	PR	PD	S	A	TK	FL	Y	SK	SKY	INT	FR	FF	PR	PD
09/12	Philadelphia	NOT ON ROSTER										1	0	1	0	0	0.0	0.0	0	0	0	0	0	0	4	4	0	0	0.0	0.0	0	0	0	0	0		
09/19	at Tampa Bay	NOT ON ROSTER										1	0	1	0	0	0.0	0.0	0	0	0	0	0	1	2	3	0	0	0.0	0.0	0	0	0	0	0		
09/26	at N.Y. Giants	NOT ON ROSTER										0	0	0	0	0	0.0	0.0	0	0	0	0	0	1	0	1	1	0	0.0	0.0	0	0	0	0	0		
10/03	Washington	NOT ON ROSTER										0	1	1	0	0	0.0	0.0	0	0	0	0	0	0	1	1	0	0	0.0	0.0	0	0	0	0	0		
10/10	N.Y. Jets	PRACTICE SQUAD										1	0	1	0	0	0.0	0.0	1	0	0	1	0	1	2	3	1	3	0.0	0.0	0	0	0	0	0		
10/24	at Miami	PRACTICE SQUAD										0	0	0	0	0	0.0	0.0	1	0	0	1	0	0	3	3	0	0	0.0	0.0	0	0	0	0	0		
10/31	Carolina	PRACTICE SQUAD										1	0	1	0	0	0.0	0.0	0	0	0	0	0	6	1	7	1	2	0.0	0.0	0	0	0	0	0		
11/07	at New Orleans	PRACTICE SQUAD										0	0	0	0	0	0.0	0.0	0	0	0	0	1	0	3	3	0	0	0.0	0.0	0	0	0	0	0		
11/14	at Dallas	PRACTICE SQUAD										DID NOT PLAY (NON-INJURY)										0	2	2	0	0	0.0	0.0	0	0	0	0	0				
11/18	New England	0																																			

INDIVIDUAL GXG STATS: DEFENSIVE

		ANTHONY RUSH										MIKE PENNELL										T.J. GREEN													
DATE	OPP.	S	A	TK	TFL	SK	SKY	INT	FR	FF	PR	PD	S	A	TK	TFL	SK	SKY	INT	FR	FF	PR	PD	S	A	TK	TFL	SK	SKY	INT	FR	FF	PR	PD	
09/12	Philadelphia	NOT ON ROSTER																				1 1 2 0 0 0.0 0.0 0 0 0 0													
09/19	at Tampa Bay	NOT ON ROSTER										PRACTICE SQUAD										0 1 1 0 0 0.0 0.0 0 0 0 0													
09/26	at N.Y. Giants	PRACTICE SQUAD										PRACTICE SQUAD										6 2 8 0 0 0.0 0.0 0 0 0 0													
10/03	Washington	PRACTICE SQUAD										PRACTICE SQUAD										0 0 0 0 0 0.0 0.0 0 0 0 0													
10/10	N.Y. Jets	PRACTICE SQUAD																				0 0 0 0 0 0.0 0.0 0 0 0 0													
10/24	at Miami	PRACTICE SQUAD										ON INACTIVE LIST										1 1 0 1 0 0 0.0 0.0 0 0 0 0													
10/31	Carolina	PRACTICE SQUAD										1 2 3 0 0 0.0 0.0 0 0 0 0										NOT ON ROSTER													
11/07	at New Orleans	1	2	3	1	1	0	0	0	0	0	0	0	0	0	0	0	0	0	0	0	0	0	Texans											
11/14	at Dallas	0	0	0	0	0	0	0	0	0	0	0	0	2	2	0	0	0	0	0	0	0	0	Texans											
11/18	New England	3	0	3	0	0	0	0	0	0	0	0	1	1	2	0	0	0	0	0	0	0	0	Texans											
11/28	at Jacksonville	2	0	2	0	0	0	0	0	1	0	0	ON INACTIVE LIST										Texans												
12/05	Tampa Bay	0	0	0	0	0	0	0	0	0	0	0	ON INACTIVE LIST										Texans												
12/12	at Carolina	0	0	0	0	0	0	0	0	0	0	0	3	0	3	0	0	0	0	0	0	0	0	Texans											
12/19	at San Francisco	1	2	3	0	0	0	0	0	0	1	0	2	3	5	0	0	0	0	0	0	0	0	Texans											
12/26	Detroit	2	0	2	0	0	0	0	0	0	0	0	1	1	2	0	0	0	0	0	0	0	0	Texans											
01/02	at Buffalo	1	3	4	0	0	0	0	0	0	0	0	0	2	2	0	0	0	0	0	0	0	0	Texans											
01/09	New Orleans	0	2	2	0	0	0	0	0	0	0	0	0	1	1	0	0	0	0	0	0	0	0	Texans											
TOTALS		10	9	19	1	1	0	0	0	0	1	0	8	12	20	0	0	0	0	0	0	0	0	8	4	12	0	0	0	0	0	0	0	0	1

		JONATHAN BULLARD										TA'QUON GRAHAM										AVERY WILLIAMS												
DATE	OPP.	S	A	TK	TFL	SK	SKY	INT	FR	FF	PR	PD	S	A	TK	TFL	SK	SKY	INT	FR	FF	PR	PD	S	A	TK	TFL	SK	SKY	INT	FR	FF	PR	PD
09/12	Philadelphia	1	1	2	0	0	0	0	0	0	0	1	ON INACTIVE LIST										0 0 0 0 0 0.0 0.0 0 0 0 0											
09/19	at Tampa Bay	0	1	1	0	0	0	0	0	0	1	0	0	1	1	0	0	0	0	0	0	0	0	0	0 0 0 0 0 0.0 0.0 0 0 0 0									
09/26	at N.Y. Giants	0	1	1	0	0	0	0	0	0	0	0	2	1	3	0	0	0	0	0	0	0	0	0	0 0 0 0 0 0.0 0.0 0 0 0 0									
10/03	Washington	0	2	2	0	0	0	0	0	0	0	0	0	1	1	0	0	0	0	0	0	0	0	0	4 2 6 0 0 0.0 0.0 0 0 0 0									
10/10	N.Y. Jets	2	0	2	0	0	0	0	0	0	0	0	0	0	0	0	0	0	0	0	0	0	0	0	ON INACTIVE LIST									
10/24	at Miami	1	0	1	0	0	0	0	0	0	0	0	0	0	0	0	0	0	0	0	0	0	0	0	ON INACTIVE LIST									
10/31	Carolina	1	3	4	0	0	0	0	0	0	0	0	ON INACTIVE LIST										1 0 1 0 0 0.0 0.0 0 0 0 0											
11/07	at New Orleans	ON INACTIVE LIST										ON INACTIVE LIST										1 1 2 0 0 0.0 0.0 0 0 0 0												
11/14	at Dallas	ON INACTIVE LIST										ON INACTIVE LIST										0 1 1 0 0 0.0 0.0 0 0 0 0												
11/18	New England	2	3	5	0	0	0	0	0	0	0	0	0	1	1	0	0	0	0	0	0	0	0	0	0 0 0 0 0 0.0 0.0 0 0 0 0									
11/28	at Jacksonville	ON INACTIVE LIST										1 0 1 0 0 0.0 0.0 0 0 0 0										1 0 0 0 0 0.0 0.0 0 0 0 0												
12/05	Tampa Bay	ON INACTIVE LIST										1 0 1 1 0 0.0 0.0 0 0 0 0										2 2 4 0 0 0.0 0.0 0 0 0 0												
12/12	at Carolina	ON INACTIVE LIST										0 0 0 0 0 0.0 0.0 0 0 0 0										1 0 0 0 0 0.0 0.0 0 0 0 0												
12/19	at San Francisco	ON INACTIVE LIST										0 0 0 0 0 0.0 0.0 0 0 0 0										0 0 0 0 0 0.0 0.0 0 0 0 0												
12/26	Detroit	1	2	3	0	0	0	0	0	0	0	0	0	1	1	0	0	0	0	0	0	0	0	0	0 1 1 0 0 0.0 0.0 0 0 0 0									
01/02	at Buffalo	RESERVE/COVID-19										1 1 2 0 0 0.0 0.0 0 0 0 0										0 0 0 0 0 0.0 0.0 0 0 0 0												
01/09	New Orleans	RESERVE/COVID-19										3 1 4 1 1 0.0 0.0 0 0 0 0										0 0 0 0 0 0.0 0.0 0 0 0 0												
TOTALS		8	13	21	0	0	0	0	0	0	1	1	8	7	15	2	1	0	0	0	0	0	2	8	7	15	0	0	0	0	0	0	0	3

		ISAIAH OLIVER										JACOB TUJOTI-MARINER										CHRIS WILLIAMSON																									
DATE	OPP.	S	A	TK	TFL	SK	SKY	INT	FR	FF	PR	PD	S	A	TK	TFL	SK	SKY	INT	FR	FF	PR	PD	S	A	TK	TFL	SK	SKY	INT	FR	FF	PR	PD													
09/12	Philadelphia	1	1	2	0	0	0	0	0	0	0	0	2	1	3	1	3	1	0	0	0	0	1	0	PRACTICE SQUAD																						
09/19	at Tampa Bay	2	1	3	0	0	0	0	0	0	1	0	2	2	2	0	0	0	0	0	0	0	0	1	PRACTICE SQUAD																						
09/26	at N.Y. Giants	2	0	2	0	0	0	0	0	1	1	2	0	0	0	0	0	0	0	0	0	0	0	0	PRACTICE SQUAD																						
10/03	Washington	1	1	2	0	0	0	0	0	0	0	0	ON INACTIVE LIST										PRACTICE SQUAD																								
10/10	N.Y. Jets	INJURED RESERVE										2	0	2	1	17	1	0	17	0	0	0	0	1	0	2	0	2	0	0	0	0	0	0	0	0	0	0 0 0 0 0 0.0 0.0 0 0 0 0									
10/24	at Miami	INJURED RESERVE										0	0	0	0	0	0	0	0	0	0	0	0	0	2	1	3	0	0	0	0	0	0	0	0	0	0 0 0 0 0 0.0 0.0 0 0 0 0										
10/31	Carolina	INJURED RESERVE										1	1	2	0	0	0	0	0	0	0	0	0	0	PRACTICE SQUAD																						
11/07	at New Orleans	INJURED RESERVE										ON INACTIVE LIST										PRACTICE SQUAD																									
11/14	at Dallas	INJURED RESERVE										Steelers										0 0 0 0 0 0.0 0.0 0 0 0 0																									
11/18	New England	INJURED RESERVE										Steelers										0 0 0 0 0 0.0 0.0 0 0 0 0																									
11/28	at Jacksonville	INJURED RESERVE										Steelers										0 0 0 0 0 0.0 0.0 0 0 0 0																									
12/05	Tampa Bay	INJURED RESERVE										Steelers										NOT ON ROSTER																									
12/12	at Carolina	INJURED RESERVE										Steelers										NOT ON ROSTER																									
12/19	at San Francisco	INJURED RESERVE										Steelers										NOT ON ROSTER																									
12/26	Detroit	INJURED RESERVE										Steelers										PRACTICE SQUAD/COVID-19																									
01/02	at Buffalo	INJURED RESERVE										Steelers										NOT ON ROSTER																									
01/09	New Orleans	INJURED RESERVE										Pewees										NOT ON ROSTER																									
TOTALS		6	3	9	0	0	0	0	0	1	1	3	4	9	2	20	2	0	20	0	0	0	2	1	4	5	0	0	0	0	0	0	0	0													

INDIVIDUAL GXG STATS: DEFENSIVE

		JAMES VAUGHTERS								KENDALL SHEFFIELD								JOHN COMINSKY																						
DATE	OPP.	S	A	TK	TFL	TFLY	SK	SKY	INT	FR	FF	PR	PD	S	A	TK	TFL	TFLY	SK	SKY	INT	FR	FF	PR	PD	S	A	TK	TFL	TFLY	SK	SKY	INT	FR	FF	PR	PD			
09/12	Philadelphia	0	0	0	0	0	0.0	0.0	0	0	0	0	0	INJURED RESERVE								0	0	0	0	0	0.0	0.0	0	0	0	0	0	0	0	0	0	0	0	0
09/19	at Tampa Bay	PRACTICE SQUAD								INJURED RESERVE								ON INACTIVE LIST																						
09/26	at N.Y. Giants	PRACTICE SQUAD								INJURED RESERVE								ON INACTIVE LIST																						
10/03	Washington	PRACTICE SQUAD								INJURED RESERVE								0	0	0	0	0	0.0	0.0	0	0	0	0	0	0	0	0	0	0	0	0	0	0	0	
10/10	N.Y. Jets	PRACTICE SQUAD								0	0	0	0	0	0.0	0.0	0	0	0	0	0	0	0	0	0	ON INACTIVE LIST														
10/24	at Miami	0	0	0	0	0	0.0	0.0	0	0	0	0	0	ON INACTIVE LIST								ON INACTIVE LIST																		
10/31	Carolina	1	1	2	0	0	0.0	0.0	0	0	0	0	0	0	0	0	0	0	0.0	0.0	0	0	0	0	0	ON INACTIVE LIST														
11/07	at New Orleans	1	1	2	0	0	1.0	15.0	0	0	1	1	0	0	0	0	0	0	0.0	0.0	0	0	0	0	0	ON INACTIVE LIST														
11/14	at Dallas	1	0	1	0	0	0.0	0.0	0	0	0	1	0	ON INACTIVE LIST								ON INACTIVE LIST																		
11/18	New England	0	0	0	0	0	0.0	0.0	0	0	0	0	0	INACTIVE								INACTIVE																		
11/28	at Jacksonville	1	0	1	0	0	0.0	0.0	0	0	0	1	0	ON INACTIVE LIST								ON INACTIVE LIST																		
12/05	Tampa Bay	ON INACTIVE LIST								0	0	0	0	0	0.0	0.0	0	0	0	0	0	0	ON INACTIVE LIST																	
12/12	at Carolina	0	1	1	0	0	0.0	0.0	0	0	0	0	0	0	0	0	0	0	0.0	0.0	0	0	0	0	0	2	0	2	1	5	0.0	0.0	0	0	0	0	0	0		
12/19	at San Francisco	0	0	0	0	0	0.0	0.0	0	0	0	0	0	0	0	0	0	0	0.0	0.0	0	0	0	0	0	ON INACTIVE LIST														
12/26	Detroit	0	0	0	0	0	0.0	0.0	0	0	0	1	0	0	0	0	0	0	0.0	0.0	0	0	0	0	0	ON INACTIVE LIST														
01/02	at Buffalo	RESERVE/COVID-19								2	2	4	0	0	0.0	0.0	0	0	0	0	0	0	0	0	0	0	0	0	0	0	0	0	0	0	0	0				
01/09	New Orleans	ON INACTIVE LIST								0	0	0	0	0	0.0	0.0	0	0	0	0	0	0	ON INACTIVE LIST																	
TOTALS		4	3	7	0	0	1.0	15.0	0	0	1	4	0	2	2	4	0	0	0.0	0.0	0	0	0	0	0	2	0	2	1	5	0.0	0.0	0	0	0	0	0	0		

		DAREN BATES								NICK THURMAN																								
DATE	OPP.	S	A	TK	TFL	TFLY	SK	SKY	INT	FR	FF	PR	PD	S	A	TK	TFL	TFLY	SK	SKY	INT	FR	FF	PR	PD									
09/12	Philadelphia	NOT ON ROSTER								NOT ON ROSTER																								
09/19	at Tampa Bay	NOT ON ROSTER								NOT ON ROSTER																								
09/26	at N.Y. Giants	NOT ON ROSTER								NOT ON ROSTER																								
10/03	Washington	NOT ON ROSTER								NOT ON ROSTER																								
10/10	N.Y. Jets	NOT ON ROSTER								NOT ON ROSTER																								
10/24	at Miami	0	0	0	0	0	0.0	0.0	0	0	0	0	0	NOT ON ROSTER																				
10/31	Carolina	0	0	0	0	0	0.0	0.0	0	0	0	0	0	PRACTICE SQUAD																				
11/07	at New Orleans	0	0	0	0	0	0.0	0.0	0	0	0	0	0	PRACTICE SQUAD																				
11/14	at Dallas	2	1	3	0	0	0.0	0.0	0	0	0	0	0	PRACTICE SQUAD																				
11/18	New England	INJURED RESERVE								PRACTICE SQUAD																								
11/28	at Jacksonville	INJURED RESERVE								PRACTICE SQUAD																								
12/05	Tampa Bay	INJURED RESERVE								PRACTICE SQUAD																								
12/12	at Carolina	INJURED RESERVE								PRACTICE SQUAD																								
12/19	at San Francisco	INJURED RESERVE								PRACTICE SQUAD																								
12/26	Detroit	0	0	0	0	0	0.0	0.0	0	0	0	0	0	PRACTICE SQUAD																				
01/02	at Buffalo	0	0	0	0	0	0.0	0.0	0	0	0	0	0	1	0	1	0	0	0.0	0.0	0	0	0	0	1	0								
01/09	New Orleans	0	0	0	0	0	0.0	0.0	0	0	0	0	0	DID NOT PLAY																				
TOTALS		2	1	3	0	0	0.0	0.0	0	0	0	0	0	1	0	1	0	0	0.0	0.0	0	0	0	0	1	0								

RECORDS & RESULTS



TWO THOUSAND

22

REGULAR TEAM

ALL TIME RECORDS

TOTAL REGULAR SEASON GAMES PLAYED

865

REGULAR SEASON RECORD

376-483-6 (55 seasons)

HOME/AWAY RECORDS

Home: 217-214-2

Away: 159-269-4

PLAYOFF GAMES PLAYED

23 (10 home, 11 away, 2 neutral)

PLAYOFF RECORD

9-13 (6-3 home, 3-8 away, 0-2 neutral)

MOST GAMES WON, SEASON

16 1998(14 regular — 2 playoff)

13 2016(11 regular — 2 playoff)

13 2012 (all regular season)

13 2010(all regular season)

12 1980(all regular season)

12 2004(11 regular — 1 playoff)

BEST WINNING PERCENTAGE, OVERALL SEASON

.842 (16-3) 1998

BEST WIN. PER., REG. SEASON

.875 (14-2) 1998

PLAYOFF BERTHS

14 (1978, '80, '82, '91, '95, '98, '02,'04, '08, '10, '11, '12, '16, '17)

DIVISION TITLES

6 1980, '98, '04, '10, '12, '16

CONFERENCE CHAMPIONSHIPS

2 1998, '16

CONSECUTIVES

MOST CONSECUTIVE WINS

9 1998

9 1980

MOST CONSECUTIVE HOME WINS

10 (2 in 1997, 8 in 1998)

MOST CONSECUTIVE ROAD WINS

6 1980

ATTENDANCE

HOME SEASON (10 GAMES)

703,423 1992

703,361 2006

701,556 2005

LARGEST ATTENDANCE, HOME GAME

73,761 (11/12/17 vs. Dal.)

72,866 (12/7/17 vs. N.O.)

72,866 (12/31/17 vs. Car.)

LARGEST ATTENDANCE, AWAY GAME

93,436 (11/14/21 at Dal., AT&T Stadium)

86,436 (12/3/06 at Was., FedEx Field)

CONSECUTIVE SELLOUTS, HOME (REGULAR SEASON)

61 (2008-2015)

LARGE NUMBERS

LARGEST MARGIN OF VICTORY

55 at N.O., 62-7 9/16/73

42 vs T.B., 56-14 (9/18/14)

41 at Car., 41-0 (11/24/02)

LARGEST MARGIN OF LOSSES

59 at LA Rams, 0-59 (12/4/76)

BIGGEST COMEBACKS

21 vs. G.B. (11/27/83) Down 21-0, Won 47-41-OT

21 at NYJ. (10/23/83) Down 21-0, Won 27-21

18 at Stl. (11/9/80) Down 24-6, Won 33-27 OT

LONGEST GAME PLAYED

4:23 S.F. (10/6/85)

SHORTEST GAME PLAYED

2:16 at N.E. (9/24/72)

SCORING

MOST POINTS, SEASON

540 2016

442 1998

426 1981

MOST POINTS, GAME

62 at N.O. (7) (9/16/73)

56 vs. T.B. (14) (9/18/14)

51 vs. Car. (23) (10/4/98)

MOST POINTS, FIRST HALF

35 at S.F. (10/11/09)

MOST POINTS, SECOND HALF

38 at N.O. (9/16/73)

MOST POINTS, ONE QUARTER

33 vs. T.B. (2nd Qtr) (11/17/91)

MOST POINTS, EACH QUARTER

1st: 21 (Seven Times) Last vs. S.F. (12/18/16)

2nd: 33 vs. T.B. (11/17/91)

3rd: 24 at N.O. (10/19/80)

4th: 31 at G.B. (9/13/81)

MOST POINTS, BOTH TEAMS, GAME

90 Atlanta (33) vs. Pitt. (57)(12/18/66)

88 Atlanta (47) at G.B. (41)(11/27/83)

85 Atlanta (44) vs. Sea. (41)(12/30/07)

MOST POINTS, BOTH TEAMS, BY QUARTER

1st: 34 Atlanta (13) at LA Rai. (21)(11/30/75)

2nd: 41 Atlanta (20) at N.O.(21)/9/2/79)

3rd: 35 Atlanta (14) vs. Pitt. (21)(12/18/66)

4th: 43 Atlanta (28) vs. Car (15)(11/23/08)

MOST CONSECUTIVE GAMES SCORED IN

176 (2004-2015)

TOUCHDOWNS

MOST TOUCHDOWNS, SEASON

63 2016

53 1998

52 1981

MOST TOUCHDOWNS, GAME

8 Two Times Last vs T.B. (9/18/14) L

MOST TOUCHDOWNS, BOTH TEAMS, GAME

12 Atlanta (5) vs. Pitt. (7) (12/18/66)

POINTS AFTER TOUCHDOWN (PATs)

MOST PATS, SEASON

56 2016

51 1998

51 1981

MOST PATS, GAME

8 Two Times Last vs T.B. (9/18/14)

MOST TWO-POINT CONVERSIONS, SEASON

4 (4 for 4) - 2005

FIELD GOALS

MOST FGs, SEASON

38 (40 att.) -2020

34 (39 att.) -2017

34 (37 att.) -2016

33 (38 att.) -2012

MOST FGs MADE, GAME

6 at N.O. (11/13/94)

6 vs. Ari. (10/1/06)

5 (12 times) last vs. LV (11/29/20)

MOST FGs MADE, BOTH TEAMS

8 Atlanta (6) at N.O.(2)(11/13/94)

MOST FGs ATTEMPTED, GAME

6 vs. Chi. (5 made) (10/12/08)

6 vs. Ari. (6 made) (10/1/06)

MOST FGs ATTEMPTED, BOTH TEAMS

10 Atlanta (3) vs. Stl. (7) (12/11/66)

FIRST DOWNS

MOST FIRST DOWNS, SEASON

383 2019

379 2016

359 2015

MOST FIRST DOWNS, GAME

35 vs. N.O.(OT) -1979

33 vs. Ari-2010

MOST FIRST DOWNS, BOTH TEAMS

58 Twice, Last ATL (28) vs N.O. (30) (OT) (9/18/14)

MOST FIRST DOWNS, RUSHING, SEASON

149 1986

149 1985

MOST FIRST DOWNS, RUSHING, GAME

19 vs. N.O. (10/24/71)

MOST FIRST DOWNS, PASSING, SEASON

258 2019

246 2012

REGULAR TEAM

239 2016

MOST FIRST DOWNS, PASSING, GAME

24 vs. Sea. (10/27/19)
23 vs. Sea. (9/13/20)
22 at Car. (12/9/12)
22 vs. Det. (11/5/95)

MOST FIRST DOWNS, PENALTY, SEASON

42 2010
41 2019

MOST FIRST DOWNS, PENALTY, GAME

8 vs. Ari. (9/19/10)

TOTAL YARDS

MOST NET YARDS GAINED, SEASON

6,653 2016
6,075 2019
6,051 2014

MOST YARDS GAINED, GAME

571 vs. Car. (90-R, 481-P) (10/2/16)
568 vs. N.O. (123-R, 445-P) (9/7/14)
563 vs. STL (209-R, 354-P) (11/9/180)

MOST YARDS GAINED, GAME, BOTH TEAMS

1,092 Atlanta (447) at Pitt. (645) (11/10/02)
1,061 Atlanta (552) at N.O. (509) (9/2/79)

MOST TOTAL PLAYS, SEASON

1,144 1981
1,097 2010
1,096 2019

RUSHING

RUSHING YARDS

MOST YARDS GAINED, SEASON

*2,939 2006
*2,672 2004
*2,546 2005

*NFL leader

MOST YARDS GAINED, GAME

318 vs. Det. (9/7/08)
306 vs. T.B. (9/17/06)
297 vs. LA Rams (10/1/72)

MOST YARDS GAINED, BOTH TEAMS, GAME

476 Atlanta (169) vs. Was. (307) (11/3/85)

RUSHING ATTEMPTS

MOST RUSHING ATTEMPTS, SEASON

582 1977
578 1986
560 2008

MOST RUSHING ATTEMPTS, GAME

58 at T.B. (11/27/77)

MOST RUSHING ATT. BOTH TEAMS, GAME

105 Atlanta (43) at Oak. (62) (11/30/75)

AVERAGE GAIN

BEST RUSHING AVERAGE, SEASON

5.5 2006
5.1 2004
4.8 2005

RUSHING TOUCHDOWNS

MOST TDS RUSHING, SEASON

23 2008
23 2002
20 2004
20 2016

MOST TDS RUSHING, GAME

5 vs. Car. (11/23/08)
5 at S.D. (10/21/73)

PASSING

PASSING YARDS

MOST NET YARDS PASSING, SEASON

4,714 2019
4,944 2016
4,553 2014

MOST NET YARDS PASSING, GAME

503 vs. Car. (10/2/16)
448 vs. N.O. (9/7/14)

441 vs. Sea. (10/27/19)

MOST NET YDS PASSING, BOTH TEAMS, GAME

807 Atlanta (365) vs. S.F. (442) (10/14/90)

PASSING ATTEMPTS

MOST PASSING ATTEMPTS, SEASON

684 2019
659 2013
632 2014

MOST PASSING ATTEMPTS, GAME

66 vs. Det. (37 comp.) (12/24/89)
61 at Arz. (34 comp.) (10/27/13)
61 at N.O. (40 comp.) (12/26/11)

MOST PASSING ATT. BOTH TEAMS, GAME

102 Atlanta (45) vs. S.F. (57) (10/6/85)

PASS COMPLETIONS

MOST PASSES COMPLETED, SEASON

445 (659 att.) -2013
422 (615 att.) -2012
418 (632 att.) -2014

MOST PASSES COMPLETED, GAME

40 at N.O. (61 att.) (12/26/11)
39 vs. Sea. (52 att.) (10/27/19)

MOST PASSES COMP. BOTH TEAMS, GAME

68 Atlanta (31) vs. S.F. (37) (10/6/85)
68 Atlanta (37) vs. Sea (31) (9/13/20)

COMPLETION PERCENTAGE

BEST COMPLETION PERCENTAGE, SEASON

69.9 2016
68.6 2012
67.5 2013

PASSING TOUCHDOWNS

MOST TD PASSES, SEASON

38 2016
33 1992
32 2012

MOST TD PASSES, GAME

5 at T.B. (12/13/92)

MOST TD PASSES, BOTH TEAMS, GAME

10 Atlanta (4) vs. S.F. (6) (10/14/90)

INTERCEPTIONS

MOST PASSES HAD INTERCEPTED, SEASON

32 (501 att.) -1987
31 (355 att.) -1974
30 (600 att.) -1996

FEWEST PASSES, INTERCEPTED, SEASON

7 (534 att.) -2016
9 (577 att.) -2010
10 (507 att.) -1983

NEGATIVE PASS PLAYS

FEWEST TIMES PASSER THROWN FOR LOSS, SEASON

17 (434 att.) -2008
23 (577 att.) -2010
24 (530 att.) -2017

FEWEST SACKS PER PLAY, SEASON

1 per 33.4 plays 2014
1 per 26.9 plays 2016
1 per 25.5 plays 2008

PUNTING

HIGHEST PUNTING AVERAGE, SEASON

46.7 2016
46.4 2015
45.9 2012

MOST PUNTS, SEASON

110 1978

MOST PUNTS, GAME

12 vs. Was. (12/10/78)

PUNT RETURNS

PUNT RETURN AVERAGE

HIGHEST PUNT RETURN AVERAGE, SEASON

14.3 2003
13.6 2001
13.3 2014

REGULAR TEAM

PUNT RETURNS

MOST PUNT RETURNS, SEASON

60 1976

MOST PUNT RETURNS, GAME

8 Three Times, Last at Det. (11/12/00)

PUNT RETURN YARDS

MOST YARDS GAINED, SEASON

635 1974

613 2003

536 1980

MOST YARDS GAINED, GAME

139 vs. Dal. (11/11/01)

PUNT RETURN TOUCHDOWNS

MOST TD RETURNS, SEASON

2 (1970, 1999)

MOST TD RETURNS, GAME

1 16 Times, Last at Car. (11/17/19)

KICKOFF RETURNS

KICKOFF RETURN AVERAGE

HIGHEST KICKOFF RETURN AVERAGE, SEASON

26.5 2010

25.7 2015

25.2 1998

KICKOFF RETURN YARDS

MOST KICKOFF RETURNS, SEASON

87 1996

MOST YARDS GAINED, SEASON

1,890 2000

1,825 1996

1,737 1966

MOST YARDS GAINED, GAME

257 at Den. (9/10/00)

249 vs. Pitt. (9/27/93)

237 vs. Sea. (12/30/07)

KICKOFF RETURN TOUCHDOWNS

MOST TD RETURNS, SEASON

3 2000

TURNOVERS

FUMBLES LOST

MOST FUMBLES HAD, SEASON

42 1972

MOST FUMBLES LOST, SEASON

24 1974

MOST FUMBLES LOST, GAME

5 Three Times Last vs. N.O. (11/25/79)

TURNOVERS

MOST TURNOVERS, SEASON

55 (24 Fum., 31 int.) -1974

MOST TAKEAWAYS, SEASON

48 1977

BIGGEST TURNOVER DIFFERENTIAL, SEASON

23 (48 Takeaways, 25 Turnovers) -1977

20 (44 Takeaways, 24 Turnovers) -1998

BIGGEST TURNOVER DEFICIT, SEASON

-26 (29 Takeaways, 55 Turnovers) -1974

-22 (27 Takeaways, 49 Turnovers) -1987

INTERCEPTIONS

MOST INTERCEPTIONS, SEASON

26 1980

26 1977

MOST INTERCEPTIONS, GAME

6 at N.O. (9/16/73)

6 vs. LA Rams. (10/1/72)

SACKS

MOST SACKS, SEASON

55 1997

48 2004

47 2002

47 1978

MOST SACKS, GAME

10 at N.O. (10/12/97)

MOST SACK YARDAGE, SEASON

425 1978

396 1980

391 1977

OPPONENT FUMBLES

MOST FUMBLES, GAME

7 at Min. (12/21/08)

7 vs. Phi. (10/5/76)

PENALTIES

MOST PENALTIES, SEASON

130 (1,083 yds.) -1978

MOST PENALTIES, GAME

17 at S.F. (11/5/78)

FEWEST PENALTIES, SEASON

55 (415 yds.) (2012)*

58 (598 yds.) -2010

63 (601 yds.) -1969

63 (659 yds.) -1968

*NFL Record

FEWEST PENALTIES, GAME

1 19 Times, Last vs. N.O. (12/6/20)

MOST YARDS, PENALTIES, GAME

153 vs. G.B., (16 penalties) (12/26/72)

TIME OF POSSESSION

LARGEST ADVANTAGE, GAME (ATLANTA IN REGULATION)

45:15 Atl. at Oak. (14:45) (11/2/08)

43:21 Atl. vs. LA Rams (16:39) (11/17/85)

42:39 Atl. vs. S.F. (17:21) (12/19/82)

REGULAR INDIVIDUAL

SCORING

MOST POINTS, CAREER

1,163	Matt Bryant (2009-19)
806	Morten Andersen (1995-00, 2006-07)
558	Mick Luckhurst (1981-87)
436	Jay Feely (2001-04)
395	Norm Johnson (1991-94)

MOST POINTS, SEASON

158	Matt Bryant (2016)
144	Younghoe Koo (2020)
143	Matt Bryant (2012)
138	Jay Feely (2002)
137	Matt Bryant (2017)

MOST POINTS, GAME

24	Michael Turner vs. Car. (11/23/08)
24	T.J. Duckett vs. Oak. (12/12/04)
20	Norm Johnson at N.O. (11/13/94)

MOST CONSECUTIVE GAMES SCORING

124	Morten Andersen (1995-WK 1, 2000, 2006 W2-W17, 2007 W 2-W 17)
95	Matt Bryant (2009-WK 13, 2015)

TOUCHDOWNS

MOST TOUCHDOWNS, CAREER

63	Roddy White (2005-15)
61	Michael Turner (2008-12)
60	Julio Jones (2011-20)
57	Terance Mathis (1994-2001)
56	Andre Rison (1990-94)
48	Gerald Riggs (1982-88)

MOST TOUCHDOWNS, SEASON

17	Michael Turner (2008)
16	Jamal Anderson (1998)
15	Andre Rison (1993)
14	Devonta Freeman (2015)

MOST TOUCHDOWNS, GAME

4	Michael Turner vs. Car. (11/23/08)
4	T.J. Duckett vs. Oak. (12/12/04)

MOST CONSECUTIVE GAMES, TD SCORED

7	Michael Turner (2009)
7	T.J. Duckett (2003)
6	Terance Mathis (1998)

TWO-POINT CONVERSIONS

MOST TWO-POINT CONVERSIONS, CAREER

6	Terance Mathis (1994-2001)
3	Brian Finneran (2000-08)

MOST TWO-POINT CONVERSIONS, SEASON

3	Terance Mathis (1995)
3	Brian Finneran (2005)
2	Terance Mathis (1994)

KICKING

POINTS AFTER TOUCHDOWN (PATs)

MOST PATS MADE, CAREER

386	Matt Bryant (2009-19)
254	Morten Andersen (1995-2000, 2006-07)
213	Mick Luckhurst (1981-87)
143	Norm Johnson (1991-94)
142	Jay Feely (2001-04)

MOST PATS ATTEMPTED, CAREER

390	Matt Bryant (2009-19)
256	Morten Andersen (1995-2000, 2006-07)
216	Mick Luckhurst (1981-87)
144	Norm Johnson (1991-94)
144	Jay Feely (2001-04)

MOST PATS MADE, SEASON

56	Matt Bryant (2016)
51	Morten Andersen (1998)
51	Mick Luckhurst (1981)

MOST PATS ATTEMPTED, SEASON

57	Matt Bryant (2016)
52	Morten Andersen (1998)
51	Mick Luckhurst (1981)

MOST PATS MADE, GAME

8 (Twice)	Last, Matt Bryant vs. T.B. (9/18/14)
-----------	--------------------------------------

MOST PATS ATTEMPTED, GAME

8 (Twice)	Last, Matt Bryant vs. T.B. (9/18/14)
-----------	--------------------------------------

MOST CONSECUTIVE PATS MADE

257	Matt Bryant (2009 W13-2016 W10)
153	Morten Andersen (1998 W4-2000, '06-00)
139	Norm Johnson (1991-94)
134	Mick Luckhurst (1983-87)

FIELD GOALS

MOST FGs MADE, CAREER

259	Matt Bryant (2009-19)
184	Morten Andersen (1995-2000, 2006-07)
115	Mick Luckhurst (1981-87)
98	Jay Feely (2001-04)

MOST FGs MADE, SEASON

37	Younghoe Koo (2020)
34	Matt Bryant (2017 & '16)
33	Matt Bryant (2012)

MOST FGs MADE, GAME

6	Norm Johnson at N.O. (11/13/94)
6	Morten Andersen vs. Ari (10/1/06)

MOST FGs ATTEMPTED, CAREER

296	Matt Bryant (2009-19)
224	Morten Andersen (1995-2000, '06-07)
164	Mick Luckhurst (1981-87)
127	Jay Feely (2001-04)

MOST FGs ATTEMPTED, SEASON

40	Jay Feely (2002)
39	Younghoe Koo (2020)
39	Matt Bryant (2017)

MOST FGs ATTEMPTED, GAME

6	Jason Elam vs. Chi. (10/12/08)
6	Norm Johnson at N.O. (11/13/94)

MOST CONSECUTIVE FGs MADE

30	Matt Bryant (2010) (16), (2011) (1st 14)
27	Younghoe Koo (2020)
26	Norm Johnson (1992) (5), (1993) (1st 21)
18	Todd Peterson (2005)
18	Morten Andersen (1995) (Wks. 1-9)

BEST FG PERCENTAGE, CAREER (MIN. 35)

0.926	Younghoe Koo (87 of 94) (2019-21)
0.875	Matt Bryant (250 of 282) (2009-18)
0.866	Norm Johnson (84 of 97) (1991-94)
0.821	Morten Andersen (184 of 224) (95-2000, 2006-07)

BEST FG PERCENTAGE, SEASON

0.963	Norm Johnson, 26 of 27 (1993)
0.952	Matt Bryant, 20 of 21 (2018)
0.949	Younghoe Koo, 37 of 39 (2020)

MOST 50-YARD FGs, CAREER

38	Matt Bryant (2009-2019)
15	Morten Andersen (1995-2000, 2006-07)
13	Younghoe Koo (2019-21)
8	Norm Johnson (1991-94)
8	Mick Luckhurst (1981-87)

MOST 50-YARD FG'S, SEASON

8	Younghoe Koo -2020
8	Morten Andersen -1995
8	Matt Bryant -2017

MOST 50-YARD FG'S, GAME

3	Morten Andersen*
*(tied for NFL Record, Neil Rackers in '04)	

LONGEST FIELD GOAL, CAREER

59 yds	Matt Bryant vs. K.C., (12/4/16)
59 yds	Morten Andersen vs. S.F., (12/24/95)
58 yds	Michael Koenen vs. N.E., (10/9/05)

RUSHING

RUSHING YARDS

MOST YARDS GAINED, CAREER

6,631	Gerald Riggs (1982-88)
6,081	Michael Turner (2008-12)
5,986	William Andrews (1979-86)
5,981	Warrick Dunn (2002-07)
5,336	Jamal Anderson (1994-01)

MOST YARDS GAINED, SEASON

1,846	Jamal Anderson -1998
1,719	Gerald Riggs -1985
1,699	Michael Turner -2008

MOST 1,000-YARD SEASONS

4	Jamal Anderson (1996-98, 2000)
4	William Andrews (1979-81, 1983)

REGULAR INDIVIDUAL

3	Warrick Dunn (2004-06)
3	Gerald Riggs (1984-86)
3	Michael Turner (2008, 10-11)

MOST CONSECUTIVE 1,000-YARD SEASONS

3	Warrick Dunn (2004-06)
3	Jamal Anderson (1996-98)
3	Gerald Riggs (1984-86)
3	William Andrews (1979-81)

MOST YARDS GAINED, GAME

220	Michael Turner vs. Det. (22 att), (9/7/08)
208	Michael Turner vs. Stl. (25 att), (12/28/08)
202	Gerald Riggs at N.O. (35 att), (9/2/84)

MOST 100-YARD GAMES, CAREER

27	Michael Turner (2008-12)
25	Gerald Riggs (1982-88)
22	William Andrews (1979-86)

MOST 100-YARD GAMES, SEASON

12	Jamal Anderson -1998
9	Gerald Riggs -1985
8	Michael Turner -2008

RUSHING ATTEMPTS

MOST RUSHING ATTEMPTS, CAREER

1,587	Gerald Riggs (1982-88)
1,413	Warrick Dunn (2002-07)
1,411	Michael Turner (2008-12)
1,329	Jamal Anderson (1994-01)
1,315	William Andrews (1979-1986)

MOST RUSHING ATTEMPTS, SEASON

410	Jamal Anderson -1998
397	Gerald Riggs -1985
376	Michael Turner -2008

MOST RUSHING ATTEMPTS, GAME

41	Gerald Riggs vs. LA Rm. (123 yds), (11/17/85)
39	Gerald Riggs at N.O. (158 yds), (12/22/85)
37	Eric Pegram at Cin. (180 yds), (12/26/93)

RUSHING TOUCHDOWNS

MOST TDS RUSHING, CAREER

60	Michael Turner (2008-12)
48	Gerald Riggs (1982-88)
34	Jamal Anderson (1994-2001)

MOST TDS RUSHING, SEASON

17	Michael Turner -2008
14	Jamal Anderson -1998
13	Gerald Riggs -1984

MOST TDS RUSHING, GAME

4	Michael Turner vs. Car. (11/23/08)
4	T.J. Duckett vs. Oak., (12/12/04)

MOST CONSECUTIVE GAMES, RUSHING TD

7	Michael Turner -2009
7	T.J. Duckett -2003
5	Michael Turner -2012

AVERAGE GAIN

HIGHEST AVERAGE GAIN, CAREER (750 CARRIES)

4.6	William Andrews (1979-86)
4.3	Michael Turner (2008-12)
4.2	Warrick Dunn (2002-07)
4.2	Gerald Riggs (1982-88)

HIGHEST AVERAGE GAIN, SEASON (MIN. 150 CARRIES)

5.1	Warrick Dunn -2005
4.9	Michael Turner -2009
4.9	William Andrews -1980

HIGHEST AVERAGE GAIN, GAME (MIN. 10 CARRIES)

17.3	Michael Vick at Min. (10-173), (12/1/02)
13.8	Michael Vick vs. N.O. (12-166), (11/26/06)
10.4	Warrick Dunn vs. NYG (14-146), (10/15/06)

PASSING

PASSING YARDS

MOST YARDS GAINED PASSING, CAREER

59,735	Matt Ryan (2008-21)
23,470	Steve Bartkowski (1975-85)
14,066	Chris Miller (1987-93)

MOST GROSS YARDS PASSING, SEASON

4,944	Matt Ryan -2016
4,719	Matt Ryan -2012
4,694	Matt Ryan -2014

MOST 300-YARD GAMES, CAREER

73	Matt Ryan (2008-21)
12	Steve Bartkowski (1975-85)
8	Chris Miller (1987-93)

MOST 300-YARD GAMES, SEASON

11	Matt Ryan - 2019
8	Matt Ryan -2018
7	Matt Ryan -2013
7	Matt Ryan -2012
6	Matt Ryan -2014
6	Matt Ryan -2011

MOST GROSS YARDS PASSING, GAME

503	Matt Ryan vs. Car (48-33), (10/2/16)
460	Matt Schaub vs. Sea. (39-52), (10/27/19)
450	Matt Ryan vs. Sea., 25-38 (9/13/20)
448	Matt Ryan vs. N.O. (37-34), (9/7/14)
431	Chris Chandler vs. Buf. (28-40), (12/23/01)

PASSING ATTEMPTS

MOST PASSES ATTEMPTED, CAREER

8,003	Matt Ryan (2008-21)
3,330	Steve Bartkowski (1975-85)
2,089	Chris Miller (1987-93)

MOST PASSES ATTEMPTED, SEASON

651	Matt Ryan -2013
628	Matt Ryan -2014
626	Matt Ryan -2020

MOST PASSES ATTEMPTED, GAME

66	Chris Miller vs. Det. (37 comp), (12/24/89)
61	Matt Ryan vs. NE (34 comp.), (9-29-13)
56	Steve Bartkowski vs. Oak. (34 comp), (9/19/82)

PASS COMPLETIONS

MOST PASSES COMPLETED, CAREER

5,242	Matt Ryan (2008-21)
1,871	Steve Bartkowski (1975-85)
1,129	Chris Miller (1987-93)

MOST PASSES COMPLETED, SEASON

439	Matt Ryan -2013
422	Matt Ryan -2012
415	Matt Ryan -2014

MOST PASSES COMPLETED, GAME

39	Matt Schaub vs. Sea., (10/27/19)
37	Matt Ryan vs. Sea. (9/13/20)
37	Matt Ryan at SF., (12/23/13)
37	Matt Ryan vs. T.B., (11/1/15)
37	Chris Miller vs. Det., (12/24/89)

COMPLETION PERCENTAGE

HIGHEST COMPLETION PERCENTAGE, CAREER (600 ATT.)

65.5	Matt Ryan (2008-21)
60.5	Jeff George (1994-96)
59.8	Bobby Hebert (1993-96)

HIGHEST COMPLETION PERCENTAGE, SEASON

0.699	Matt Ryan -2016
0.694	Matt Ryan -2018
0.686	Matt Ryan -2012
0.681	Wade Wilson -1992

HIGHEST COMPLETION PERCENTAGE, GAME (MINIMUM 20 ATT.)

0.875	Matt Ryan vs. T.B. (56-14), (9/18/14)
0.857	Matt Ryan vs. G.B. (24-28), (11/28/10)
0.857	Steve Bartkowski vs. Det. (24-28), (9/9/84)
0.826	Steve Bartkowski at Pitt. (19-23), (10/28/84)
0.826	Steve Bartkowski at S.F. (19-23), (9/25/83)

QB RATING

BEST QB RATING, CAREER

94.2	Matt Ryan (2008-21)
87.4	Chris Chandler (1997-2001)
85.6	Jeff George (1994-96)

BEST QB RATING, SEASON (MINIMUM 100 ATT.)

117.1	Matt Ryan -2016
110.2	Wade Wilson -1992
108.1	Matt Ryan -2018
106.7	Bob Berry -1969

PASSING TOUCHDOWNS

MOST TD PASSES, CAREER

367	Matt Ryan (2008-21)
154	Steve Bartkowski (1975-85)
87	Chris Chandler (1997-2001)
87	Chris Miller (1987-93)

REGULAR INDIVIDUAL

MOST TD PASSES, SEASON

38	Matt Ryan -2016
35	Matt Ryan -2018
32	Matt Ryan -2012
31	Steve Bartkowski -1980

MOST TD PASSES, GAME

5	Matt Ryan vs. N.O. (9/23/18)
5	Wade Wilson vs. T.B. (12/13/92)

MOST CONSECUTIVE GAMES, TD PASS

30	Matt Ryan (2015-17)
27	Chris Chandler (1997-99)
22	Matt Ryan (2011-12)

INTERCEPTIONS

MOST CONSECUTIVE PASSES WITHOUT INT.

213	Matt Ryan -2018
197	Steve Karkowski -1982-83
185	Matt Ryan -2010
185	Chris Miller -1989

MOST CONSECUTIVE GAMES WITHOUT INT.

6	Michael Vick -2002
5	Matt Ryan -2021
5	Matt Ryan -2018
5	Steve Bartkowski -1983

LOWEST INTERCEPTION PCT., CAREER

2.1	Matt Ryan (2008-21)
2.7	Jeff George (1994-96)
3.0	Michael Vick (2001-06)

LOWEST INTERCEPTION PCT., SEASON (MINIMUM 150 ATT.)

1.2	Matt Ryan (7-608) -2018
1.3	Matt Ryan (7-534) -2016
1.2	Steve Bartkowski (5-432) -1983
1.6	Matt Ryan (9-571) -2010

RECEIVING RECEPTIONS

MOST PASSES CAUGHT, CAREER

848	Julio Jones (2011-20)
808	Roddy White (2005-15)
573	Terance Mathis (1994-2001)
423	Andre Rison (1990-94)

MOST PASSES CAUGHT, SEASON

136	Julio Jones -2015
115	Roddy White -2010
113	Julio Jones -2018
111	Terance Mathis -1994

MOST PASSES CAUGHT, GAME

15	William Andrews vs. Pitt. (124 yds), (11/15/81)
14	Andre Rison at Det. (193 yds), (9/4/94)
13	Six Times: Last, Julio Jones at S.F. (134 yds), (12/15/19)

MOST 50+ CATCH SEASONS

9	Julio Jones (2011-20)
8	Terance Mathis (1994-2001)
8	Roddy White (2007-14)
5	Andre Rison (1990-94)

RECEIVING YARDS

MOST YARDS GAINED RECEIVING, CAREER

12,896	Julio Jones (2011-20)
10,863	Roddy White (2005-15)
7,349	Terance Mathis (1994-2001)
6,267	Alfred Jenkins (1975-83)

MOST YARDS GAINED RECEIVING, SEASON

1,871	Julio Jones -2015
1,677	Julio Jones -2018
1,593	Julio Jones -2014
1,444	Julio Jones -2017
1,409	Julio Jones -2016

MOST YARDS GAINED RECEIVING, GAME

300	Julio Jones vs. Car (12 rec), (10/2/16)
259	Julio Jones at G.B. (11 rec), (12/8/14)
210	Roddy White at S.F. (8 rec), (10/11/09)
201	Roddy White vs. Cin. (11 rec), (10/24/10)

MOST 100-YARD GAMES, CAREER

58	Julio Jones (2011-20)
39	Roddy White (2005-15)
16	Alfred Jenkins (1975-83)

MOST 100-YARD RECEIVING GAMES, SEASON

10	Julio Jones -2018
9	Julio Jones -2015
8	Calvin Ridley -2020
7	Julio Jones -2014
7	Julio Jones -2016

7	Roddy White -2012
7	Roddy White -2008

RECEIVING TOUCHDOWNS

MOST TD RECEPTIONS, CAREER

63	Roddy White (2005-15)
60	Julio Jones (2011-20)
57	Terance Mathis (1994-2001)
56	Andre Rison (1990-94)

MOST TD RECEPTIONS, SEASON

15	Andre Rison -1993
13	Alfred Jenkins -1981
12	Andre Rison -1991

MOST TD RECEPTIONS, GAME

3	8 Times: Last vs. Was. (Cordarrelle Patterson) (10/3/21)
---	--

YARDS PER CATCH

HIGHEST PER CATCH AVERAGE, SEASON (MINIMUM 20 CATCHES)

22.5	Ken Burrow (33) -1971
22.4	Michael Haynes (50) -1991
21.3	Brian Finneran (23) -2001

KICKOFF RETURNS

KICKOFF RETURN YARDS

MOST RETURN YARDS, CAREER

5,489	Allen Rossum (2002-06)
3724	Eric Weems (2007-16)
3,388	Deion Sanders (1989-93)

MOST RETURN YARDS, SEASON

1,491	Darrick Vaughn -2001
1,317	Jerious Norwood -2007
1,311	Jerious Norwood -2008

MOST RETURN YARDS, GAME

249	Tony Smith vs. Pitt., (9/27/93)
220	Allen Rossum vs. Pitt., (10/22/06)
198	Darrick Vaughn at StL. (1/6/02)
198	Clarence Verdin vs. N.O., (12/11/94)

LONGEST KICKOFF RETURNS

102t	Eric Weems at T.B. (12/5/10)
100t	Darrick Vaughn at Den., (9/10/00)
100t	Deion Sanders at S.F., (10/13/91)
100t	Dennis Pearson at StL. (12/17/78)

KICKOFF RETURN AVERAGE

HIGHEST AVERAGE RETURN, CAREER (MIN. 75)

25.7	Darrick Vaughn (2000-01)
25.5	Jerious Norwood (2006-09)
25.3	Eric Weems (2007-16)

HIGHEST AVERAGE RETURN, SEASON (MIN. 25)

27.7	Darrick Vaughn -2000
27.5	Eric Weems -2010
27.5	Sylvester Stamps -1987

KICKOFF RETURNS

MOST RETURNS, CAREER

250	Allen Rossum (2002-06)
147	Deion Sanders (1989-93)
147	Eric Weems (2006-16)

MOST RETURNS, SEASON

62	Allen Rossum -2003
61	Darrick Vaughn -2001
58	Allen Rossum -2004

KICKOFF RETURN TOUCHDOWNS

MOST TOUCHDOWNS, KICKOFF RETURNS, CAREER

4	Darrick Vaughn (2000-01)
3	Deion Sanders (1989-93)
2	Byron Hanspard (1997-99)

PUNT RETURNS

PUNT RETURN YARDS

MOST RETURN YARDS, CAREER

1,723	Allen Rossum (2002-06)
1,309	Eric Weems (2007-16)
1,251	Billy Johnson (1982-87)

MOST RETURN YARDS, SEASON

545	Allen Rossum -2003
489	Billy Johnson -1983
457	Allen Rossum -2004

REGULAR INDIVIDUAL

MOST RETURN YARDS, GAME

139	Darrien Gordon vs. Dal. (11/11/01)
116	Billy Johnson at NYJ (10/23/83)
108	Al Dodd vs. Chi. (10/13/74)

LONGEST PUNT RETURNS

791	Deion Sanders vs. Cin., (10/28/90)
771	Tom McCauley vs. N.O., (10/25/70)
751	Allen Rossum at K.C., (10/24/04)
751	John Mallory vs. Min., (12/20/70)

PUNT RETURN AVERAGE

HIGHEST RETURN AVERAGE, CAREER (MIN. 75)

11.2	Allen Rossum (2002-05)
10.9	Eric Weems (2007-16)
10.1	Billy Johnson (1982-87)

HIGHEST RETURN AVERAGE, SEASON (MIN. 20)

14.1	Darrien Gordon -2001
14	Allen Rossum -2003

HIGHEST RETURN AVERAGE, GAME (MIN. 3)

46.3	Darrien Gordon vs. Dal., (11/11/01)
31	Harry Douglas vs. Car., (11/23/08)
31	Billy Johnson vs. LA Raid., (11/21/82)

PUNT RETURNS

MOST RETURNS, CAREER

154	Allen Rossum (2002-06)
124	Billy Johnson (1982-87)
109	Rolland Lawrence (1973-80)

MOST RETURNS, SEASON

54	Rolland Lawrence -1976
52	Todd Kinchen -1997
51	Rolland Lawrence -1977

MOST RETURNS, GAME

8	Tim Dwight at Det. (11/12/00)
8	Rolland Lawrence at S.F., (10/9/77)

PUNT RETURN TOUCHDOWNS

MOST TOUCHDOWNS, PUNT RETURNS, CAREER

2	Allen Rossum (2002-06)
2	Tim Dwight (1998-2000)
2	Deion Sanders (1989-93)

NET YARDS

COMBINED NET YARDS (RUSHING, RECEIVING, KO & PUNT RETURNS)

COMBINED RETURN YARDS, CAREER

7,212	Allen Rossum (2002-06)
5,033	Eric Weems (2007-16)
4,177	Deion Sanders (1989-93)

MOST COMBINED RETURN YARDS, SEASON

1,836	Allen Rossum -2003
1,707	Allen Rossum -2004
1,491	Darrick Vaughn -2001

MOST COMBINED RETURNS, CAREER

404	Allen Rossum (2002-06)
267	Eric Weems (2006-16)
240	Deion Sanders (1989-93)

MOST COMBINED RETURNS, SEASON

101	Allen Rossum -2003
95	Allen Rossum -2004
77	Allen Rossum -2002

NET YARDS

MOST COMBINED YARDS, CAREER

10,882	Roddy White (2005-15)
8,704	William Andrews (1979-86)
8,345	Gerald Riggs (1982-88)

MOST COMBINED YARDS, SEASON

2,207	Jerious Norwood -2007
2,176	William Andrews -1983
2,165	Jamal Anderson -1998

MOST COMBINED YARDS, GAME

300	Julio Jones (0/300) vs. Car. (10/2/16)
296	Eric Metcalf (0/97/176/23) vs. Phi., (9/22/96)
270	Jerious Norwood (56/22/192/0) vs. Stl., (12/28/08)

PUNTING

PUNTING AVERAGE

HIGHEST PUNTING AVERAGE, CAREER (MIN. 100)

45.7	Matt Boshier (2011-19)
42.6	Rick Donnelly (1985-88)

42	Michael Koenen (2005-10)
----	--------------------------

HIGHEST PUNTING AVERAGE, SEASON (MIN. 35)

47.5	Matt Boshier -2012
47.2	Matt Boshier -2015
46.8	Matt Boshier -2016

HIGHEST PUNTING AVERAGE, GAME (MIN. 4)

66.6	Scott Fulhage vs. S.F., (10/14/90)
52.1	Rick Donnelly at Phi., (11/10/85)
50	Matt Boshier at Min., (9/28/14)

HIGHEST NET PUNTING AVERAGE, SEASON

41.6	Matt Boshier -2016
41.1	Matt Boshier -2013
41.0	Thomas Morstead -2021

PUNTS

MOST PUNTS, CAREER

873	John James (1972-81)
469	Dan Strzyzinski (1995-2000)
440	Michael Koenen (2005-10)

MOST PUNTS, SEASON

109	John James -1978
105	John James -1977
101	John James -1976

MOST PUNTS, GAME

12	John James vs. Was., (12/10/78)
11	Rick Donnelly at Phi., (10/30/88)

MOST PUNTS INSIDE 20, SEASON

30	Michael Koenen -2007
29	Michael Koenen -2010
28	John James -1976

LONGEST PUNT

75	Harold Alexander at Chi., (10/3/93)
75	John James vs. Oak., (11/30/75)
72	John James vs. N.O., (9/16/73)

MOST FAIR CATCHES FORCED, SEASON

45	Dan Strzyzinski -1997
34	Dan Strzyzinski -1999
33	Chris Mohr (2003)

INTERCEPTIONS

PASSES INTERCEPTED

MOST PASSES INTERCEPTED, CAREER

39	Rolland Lawrence (1973-81)
31	Ray Brown (1971-77)
30	Ray Buchanan (1997-2003)
30	Scott Case (1984-94)

MOST PASSES INTERCEPTED, SEASON

10	Scott Case -1988
9	Rolland Lawrence -1975
8	Ray Brown -1974

MOST PASSES INTERCEPTED, GAME

2	33 Times Last time by, Robert Alford vs. Car., (10/2/16)
---	--

MOST CONSECUTIVE GAMES PASS INT.

4	D.J. Johnson (Weeks 2-5, 1994 Season)
4	Ken Reaves (3 games-1970, 1-1971)

INTERCEPTION RETURN YARDS

MOST INTERCEPTION RETURN YARDS, CAREER

658	Rolland Lawrence (1973-80)
574	Ray Brown (1971-77)
520	Deion Sanders (1989-93)
442	Ray Buchanan (1997-03)
439	Ken Reaves (1966-73)

MOST INTERCEPTION RETURN YARDS, SEASON

221	Tom Pridemore -1981
177	DeAngelo Hall -2005
164	Ray Brown -1974

MOST INTERCEPTION RETURN YARDS, GAME

101	Tom Pridemore vs. S.F. (1 INT), (9/20/81)
-----	---

INTERCEPTIONS RETURNED FOR TOUCHDOWNS

MOST INTERCEPTIONS FOR TDs, CAREER

5	Deion Jones (2016-20)
3	Kevin Mathis (2002-04)
3	Deion Sanders (1989-93)

MOST INTERCEPTIONS FOR TDs, SEASON

2	Five Times Last by Deion Jones -2016
---	--------------------------------------

MOST INTERCEPTIONS FOR TDs, GAME

2	Kenny Johnson vs. G.B. (26 and 31), (11/27/83)
---	--

REGULAR INDIVIDUAL

FUMBLES / SAFETIES

FUMBLE RECOVERIES

MOST RECOVERIES, CAREER

14	Greg Brezina (12 yds) (1968-79)
13	Tom Pridemore (50 yds) (1978-85)
13	Rolland Lawrence (20 yds) (1973-80)
13	Tommy Nobis (6 yds) (1966-76)

MOST RECOVERIES, SEASON

5	Four Times, Last by Jeff Yeates (0 yards) -1979
---	---

MOST RECOVERIES, GAME

2	Eight Times, Last by Jacob Tuoti-Mariner vs. L.V., (11/29/20)
---	---

FUMBLE RETURN YARDS

MOST YARDS, FUMBLE RECOVERIES, CAREER

155	Jessie Tuggle (10 recoveries) (1987-97)
113	Bob Glazebrook (4) (1978-83)
111	Joel Williams (8) (1979-89)

MOST YARDS, FUMBLE RECOVERIES, SEASON

91	Bob Glazebrook (2) -1982
86	DeAngelo Hall (2) -2005
75	Oliver Barnett (1) -1991

FUMBLES RETURNED FOR TOUCHDOWNS

MOST TDS, FUMBLE RECOVERIES, CAREER

5	Jessie Tuggle (10 recoveries) (1987-98)
---	---

MOST TDS, FUMBLE RECOVERIES, SEASON

2	Kenny Johnson -1981
---	---------------------

MOST TDS FUMBLE RECOVERIES, GAME

1	53 Times: Last by Thomas DeCoud vs. TB., 30 yds, (10/20/13)
---	---

SAFETIES

SAFETIES, CAREER

2	Three Times, Last by Brian Jordan (1989-91)
---	---

SACKS

MOST SACKS, CAREER

94.5	(757 yds) Claude Humphrey (1968-78)
68.5	(463 yds) John Abraham (2006-12)
58.5	(321.5 yds) Chuck Smith (1992-99)

MOST SACKS, SEASON

16.5	John Abraham -2008
16	Joel Williams -1980
15.5	Vic Beasley Jr. -2016

MOST SACKS, GAME

6	Adrian Clayborn vs. Dal., (11/12/17)
5	Chuck Smith at N.O., (10/12/97)
5	Claude Humphrey (Twice)
4	Claude Humphrey at N.O., (12/19/71)

SACK YARDS

MOST SACK YARDS, CAREER

757	Claude Humphrey (1968-78)
463	John Abraham (2006-12)
395	John Zook (1969-75)

MOST SACK YARDS, SEASON

137.5	Joel Williams -1980
127.5	Claude Humphrey -1976
109.5	John Abraham -2008

SERVICE

MOST SEASONS PLAYED

18	Jeff Van Note (1969-86)
17	Mike Kenn (1978-94)
14	Matt Ryan (2008-21)
14	Todd McClure (1999-12)
14	Jessie Tuggle (1987-00)

MOST GAMES PLAYED

251	Mike Kenn (1978-94)
246	Jeff Van Note (1969-86)
222	Matt Ryan (2008-21)

MOST GAMES STARTED

251	Mike Kenn
225	Jeff Van Note
222	Matt Ryan

MOST CONSECUTIVE GAMES PLAYED

155	Jeff Van Note (1976-86)
147	Matt Ryan (Wk.15, '09-Wk. 8, '19)
144	Todd McClure (2001-10)

MOST CONSECUTIVE GAMES STARTED

147	Matt Ryan (Wk 15, '09-Wk 8, '19)
144	Todd McClure (2001-10)
128	Keith Brooking (2000-08)
127	Jake Matthews(2014-Wk 3, - Present)

CAREER SERVICE & STREAKS

SERVICE

MOST SEASONS PLAYED:

18	Jeff Van Note (1969-86)
17	Mike Kenn (1978-94)
14	Todd McClure (1999-12)
14	Jessie Tuggle (1987-00)
13	Matt Ryan (2008-20)
12	Bob Whitfield (1992-03)
12	Bobby Butler (1981-92)
12	Jonathan Babineaux (2005-16)
11	Keith Brooking (1998-08)
11	Scott Case (1984-94)
11	Steve Bartkowski (1975-85)
11	Jim Mitchell (1969-79)
11	Tommy Nobis (1966-76)

MOST GAMES PLAYED:

251	Mike Kenn (1978-94)
246	Jeff Van Note (1969-86)
209	Jessie Tuggle (1987-00)
205	Matt Ryan (2008-20)
197	Todd McClure (1999-12)
185	Jonathan Babineaux (2005-16)
178	Bob Whitfield (1992-03)
169	Bobby Butler (1981-92)
162	Scott Case (1984-94)
161	Keith Brooking (1998-08)
155	Jim Mitchell (1969-79)
155	Roddy White (2005-14)
151	Greg Brezina (1968-79)

MOST GAMES STARTED:

251	Mike Kenn
225	Jeff Van Note
205	Matt Ryan
197	Todd McClure
189	Jessie Tuggle
167	Bob Whitfield
145	Keith Brooking
133	Jonathan Babineaux
133	Tommy Nobis
133	Roddy White
127	Claude Humphrey
125	Julio Jones

MOST CONSECUTIVE GAMES PLAYED:

155	Jeff Van Note (1976-86)
147	Matt Ryan (Wk 15, '09-Wk 8, '19)
144	Todd McClure (2001-10)
130	Keith Brooking (2001-Wk 16-08)
129	Bob Whitfield (1992-Wk 11, '00)
112	Ken Reaves (1966-73)
112	Patrick Kerney (1999-05)

MOST CONSECUTIVE GAMES STARTED:

147	Matt Ryan (Wk 15, '09-Wk 8, '19)
144	Todd McClure (2001-10)
128	Keith Brooking (2000-08)

123	Bob Whitfield (Wk 1, '93-Wk 11, '00)
112	Jeff Van Note (1970-84)
100	Steve Bartkowski (Wk 8, '77-Wk 10, '84)

MOST PRO BOWL APPEARANCES:

7	Julio Jones (2012, 14, 15, 16, 17, 18, 19)
6	Claude Humphrey (1970, 71, 72, 73, 74, 77)
6	Jeff Van Note (1974, 75, 79, 80, 81, 82)
5	Jessie Tuggle (1992, 94, 95, 97, 98)
5	Tommy Nobis (1966, 67, 68, 70, 72)
5	George Kunz (1969, 71, 72, 73, 74)
5	Mike Kenn (1980, 81, 82, 83, 84)
5	Keith Brooking (2001, 02, 03, 04, 05)
4	Roddy White (2008, 09, 10, 11)
4	Alge Crumpler (2003, 04, 05, 06)
4	Elbert Shelley (1992, 93, 94, 95)
4	Matt Ryan (2010, 12, 14, 16)

MOST CONSECUTIVE PRO BOWL APPEARANCES:

6	Julio Jones (2014-19)
5	Keith Brooking (2001-05)
5	Claude Humphrey (1970-74)
5	Mike Kenn (1980-84)
4	Roddy White (2008-11)
4	Tony Gonzalez (2010-13)
4	Alge Crumpler (2003-06)
4	Elbert Shelley (1992-95)
4	Andre Rison (1990-93)
4	William Andrews (1980-83)
4	Jeff Van Note (1979-82)
4	George Kunz (1971-74)

SCORING

MOST CONSECUTIVE GAMES, SCORING:

124	Morten Andersen (1995 Wk 1-2000, 2006 Wk 2-2006, Wk 17, 2007 Wk 2-2007 Wk 17)
95	Matt Bryant (2009-Wk 13, 2015)

MOST CONSECUTIVE GAMES SCORING TD:

7	Michael Turner, all rushing (2009)
7	T.J. Duckett, all rushing (2003)
6	Terance Mathis, all receiving (1998)
5	Devonta Freeman, 9 rush, 1 rec. (2015)
5	Eric Metcalf, 4 receiving, 1 return (1995)
5	Michael Turner, all rushing (2012)
4	Austin Hooper, all receiving (2019)
4	Roddy White, all receiving (2011)
4	Roddy White, all receiving (2009)
4	Michael Turner, all rushing (2008)
4	T.J. Duckett, all rushing (2005)
4	Bert Emanuel, all receiving (1997)
4	Andre Rison, all receiving (1993)
4	Gerald Riggs, all rushing (1986)
4	Jim Mitchell, 3 rec., 1 fumble (1975)
4	Dave Hampton, 3 rush, 1 rec. (1975)

CAREER SERVICE & STREAKS

MOST CONSECUTIVE GAMES WITH TD PASS:

30 Matt Ryan (Wk. 14, '15-Wk. 11, '17)
27 Chris Chandler (Wk 3, '97-Wk 3, '99)
20 Matt Ryan (Wk. 13, '13-Wk. 16, '14)
18 Matt Ryan (Wk. 16 '15)
15 Matt Ryan (2011)
15 Matt Ryan (2010)

MOST CONSECUTIVE GAMES WITH TD CATCH:

6 Terance Mathis (1998)
4 Austin Hooper (2019)
4 Roddy White (2011)
4 Roddy White (2009)
4 Bert Emanuel (1997)
4 Andre Rison (1993)
4 Andre Rison (1991)

KICKING

MOST CONSECUTIVE PATS

222 Matt Bryant (2009-14)
153 Morten Anderson (1998 WK 4-2000, 2006-07)
139 Norm Johnson (1991-94)

MOST CONSECUTIVE GAMES FG MADE

14 Jay Feely (2001)
13 Jay Feely (2002)
11 Y. Koo (2020), M. Bryant (2011), N. Johnson (1993)

MOST CONSECUTIVE FIELD GOALS

30 Matt Bryant (2010-11)
27 Younghoe Koo (2020)
26 Norm Johnson (1992-93)
18 T. Peterson (2005), M. Andersen (1995)

RUSHING

MOST CONSECUTIVE 100-YARD GAMES

6 Jamal Anderson (1998)
4 Jamal Anderson (1998)
4 Gerald Riggs (1985)
3 Devonta Freeman (2015)
3 Michael Turner (2009)
3 Gerald Riggs (1986)
3 William Andrews (1983)

MOST CONSECUTIVE 1,000-YARD SEASONS

3 Warrick Dunn (2004-06)
3 Jamal Anderson (1996-98)
3 Gerald Riggs (1984-86)
3 William Andrews (1979-81)

RECEIVING

MOST CONSECUTIVE GAMES WITH RECEPTION

128 Roddy White (Wk 14 2006-2015)
127 Julio Jones (2011-20)
103 Alfred Jenkins (1975-1983)
80 Tony Gonzalez (2009-13)
74 Alge Crumpler (2001-2007)
62 Wallace Francis (1977-1981)

MOST CONSECUTIVE 100-YARD GAMES

6 Julio Jones (2018, Oct. 14 10-144, Oct. 22 9-104, Nov. 4 7-121, Nov. 11 7-107, Nov. 18 6-118, Nov. 22 11-147)
4 Calvin Ridley (2020, Dec. 6 5-108, Dec. 13 8-124, Dec. 20 10-163, Dec. 27 5-130)
4 Terance Mathis (1994, Nov. 13 10-125, Nov. 20 8-168, Nov. 27 10-124, Dec. 4 7-128)
4 Andre Rison (1990, Sept. 23 11-128, Oct. 7 10-154, Oct. 14 9-172, Oct. 21 5-161)

PASSING

MOST CONSECUTIVE PASSES WITHOUT INT

213 Matt Ryan (2018)
197 Steve Bartkowski (1982-83)
185 Matt Ryan (2010)
185 Chris Miller (1989)

MOST CONSECUTIVE GAMES WITH TD PASS

30 Matt Ryan (2015-2017)
22 Matt Ryan (2010-2012)
22 Chris Chandler (1997-99)
20 Matt Ryan (2013-2014)
14 Chris Miller (1991-92)
14 Steve Bartkowski (1980-81)

INTERCEPTIONS

MOST CONSECUTIVE GAMES PASS INT

6 Matt Ryan (Wks 5-10, 2009)
---	----------------------------------

ALL-TIME LIST

ALL-TIME FUMBLE RETURNS FOR TOUCHDOWN

(10/19/69) Jim Weatherford for 74 yards at S.F.
 (12/21/69) Claude Humphrey for 24 yards vs. Min.
 (10/25/70) Randy Marshall rec. in end zone vs. N.O.
 (12/6/70) John Mallory for 17 yards at S.F.
 (10/17/71) John Mallory for 54 yards vs. LA Rams
 *(10/28/71) Jim Mitchell for 55 yards at Min.
 (12/5/71) Tom Hayes for 60 yards vs. Oak.
 (9/17/72) John Zook for 26 yards at Chi.
 (10/5/75) Jim Mitchell for 50 yards vs. N.O.
 (11/13/77) Ralph Ortega for 14 yards vs. Det.
 (10/29/79) Rick Byas for 40 yards vs. Sea.
 (10/5/80) Buddy Curry for 30 yards vs. Det.
 (10/5/80) Joel Williams for 42 yards vs. Det.
 (12/14/80) Al Richardson rec. in end zone vs. S.F.
 (10/6/81) Kenny Johnson for 35 yards vs. N.O.
 (10/13/81) Joel Williams for 57 yards at G.B.
 (10/5/81) Kenny Johnson for 20 yards at Phi.
 (11/29/81) Alfred Jackson rec. in end zone at Hou.
 (9/12/82) Bob Glazebrook for 91 yards at NYG
 (1/9/83)** Doug Rogers rec. in end zone at Min.
 (10/30/83) John Rade for 16 yards vs. N.E.
 (11/20/83) Blane Gaison for 64 yards vs. S.F.
 (10/20/85) Mike Gann for 42 yards vs. N.O.
 (10/21/86) Mike Pitts for 22 yards at Dal.
 (10/26/86) James Britt for 65 yards at LA Rams
 (12/6/87) Robert Moore for 20 yards at Dal.
 (10/30/88) Mike Gann for 36 yards at Phi.
 (12/11/88) Jessie Tuggle for two yards at LA Rams
 (10/17/89) Bobby Butler for 29 yards vs. Dal.
 (10/9/90) Jessie Tuggle for 65 yards vs. Hou.
 (10/22/91) Jessie Tuggle for 18 yards vs. LA Raiders
 (9/29/91) Ken Tippins for 23 yards vs. N.O.
 (11/17/91) Oliver Barnett for 75 yards vs. T.B.
 (12/1/91) Joe Fishback for 16 yards vs. G.B.
 (12/3/92) Jessie Tuggle for 69 yards vs. N.O.
 (9/27/93) Vinnie Clark for 46 yards vs. Pitt.
 (11/13/94) Eric Jack for 27 yards at N.O.
 (10/4/97) William White for 18 yards vs. Car.
 (10/11/97) Antonio Edwards for two yards at NYG
 (11/8/98) Chuck Smith for 71 yards at N.E.
 (11/15/98) Jessie Tuggle for one yard vs. S.F.
 (11/3/02) Patrick Kerney for four yards vs. Bal.
 (10/26/04) Brady Smith for zero yards vs. Stl.
 (10/16/05) DeAngelo Hall for 66 yards at N.O.
 (10/24/05) Chauncey Davis for 24 yards vs. NYJ
 (10/7/07) DeAngelo Hall for 56 yards at Ten.
 (12/21/08)[^] Justin Blalock rec. in end zone at Min.
 (11/2/09) Kroy Biermann for four yards at N.O.
 (12/27/09) Lawrence Sidbury for 11 yards vs. Buf.
 (12/19/10) Jonathan Babineaux in endzone at Sea.
 (12/15/11) Corey Peters for 13 yards vs. Jax.
 (11/18/12) Jonathan Babineaux for 15 yards vs. Az.
 (10/20/13) Thomas Decoud for 30 yards vs. TB
 (12/21/14) Osi Umenyiora for 86 yards at N.O.

(10/4/15) Desmond Trufant for 24 yards vs. Hou
 (10/4/15) Nate Stupar for 84 yards vs. Hou
 (10/23/16) Adrian Clayborn for 5 yards vs. S.D.
 (12/11/16) Vic Beasley Jr. 21 yards vs. L.A.
 (9/17/17) Desmond Trufant 15 yards vs. G.B.
 (11/20/17) Adrian Clayborn 10 yards vs. Sea.
 (12/2/18) Vic Beasley 74 yards vs. Bal.

* Ball was fumbled by teammate and picked up and run back for a touchdown.

**1982 Playoffs

[^] Ball was fumbled by teammate in end zone and recovered for a touchdown.

ALL-TIME INTERCEPTIONS FOR A TOUCHDOWN

(12/4/66) Bobby Riggles for 62 yards at Min.
 (10/17/67) Lee Calland for 77 yards at Bal.
 (10/29/67) Tommy Nobis for 41 yards vs. Min.
 (10/20/68) Ken Reaves for 90 yards at LA Rams
 (12/15/68) Jimmy Burson for 73 yards vs. S.F.
 (10/31/71) Don Hansen for 40 yards at Cle.
 (10/1/72) Tommy Nobis for 29 yards vs. LA Rams
 (9/16/73) Tom Hayes for 65 yards at N.O.
 (12/9/73) Tom Hayes for 38 yards vs. Stl.
 (10/6/74) Ray Brown for 59 yards at NYG
 (11/23/75) Ray Brown for 41 yards vs. Den.
 (11/30/75) Rolland Lawrence for 87 yards at Oak.
 (11/13/77) Robert Pennywell for 20 yards vs. Det.
 (11/20/77) Rick Byas for 72 yards at N.O.
 (9/2/79) James Mayberry for six yards at N.O.
 (12/16/79) Robert Pennywell for 39 yards vs. S.F.
 (9/13/81) Fulton Kuykendall for 20 yards at G.B.
 (9/20/81) Tom Pridemore for 101 yards vs. S.F.
 (11/23/81) Buddy Curry for 35 yards vs. Min.
 (1/9/83)* Bob Glazebrook for 35 yards vs. Min.
 (11/27/83) Kenny Johnson (2) for 26 & 31 yds vs G.B.
 (9/23/84) Jeff Jackson for 35 yards vs. Hou.
 (9/22/85) John Rade for 38 yards vs. Den.
 (9/21/86) Bobby Butler for 33 yards at Dal.
 (11/16/86) Joel Williams for 14 yards vs. Chi.
 (9/18/88) Robert Moore for 47 yards at S.F.
 (9/9/90) Deion Sanders for 82 yards vs. Hou.
 (12/23/90) Scott Case for 36 yards vs. LA Rams
 (12/30/90) Deion Sanders for 61 yards vs. Dal.
 (12/15/91) Deion Sanders for 55 yards vs. Sea.
 (9/11/94) Darnell Walker for 44 yards vs. L.A.
 (11/5/95) Alton Montgomery for 71 yards vs. Det.
 (11/26/95) Jessie Tuggle for 27 yards at Arz.
 (10/18/98) Eugene Robinson for 25 yards vs. N.O.
 (12/27/98) Ronnie Bradford for 11 yards vs. Mia.
 (12/5/99) Ray Buchanan 52 yards vs. N.O.
 (9/3/00) Ashley Ambrose for 36 yards vs. S.F.
 (10/1/00) Tim Dwight for 70 yards at Phi.
 (11/24/02) Keion Carpenter for 41 yards at Car.
 (11/16/03) Tod McBride for 15 yards at N.O.
 (12/7/03) Kevin Mathis for 32 yards in OT vs. Car.
 (12/20/03) Juran Bolden for 41 yards at T.B.

ALL-TIME LIST

(10/3/04) Kevin Mathis for 35 yards at Car.
 (10/31/04) Kevin Mathis for 66 yards at Den.
 (12/12/04) Rod Coleman for 39 yards vs. Oak.
 (1/2/05) DeAngelo Hall for 48 yards at Sea.
 (9/21/08) Chris Houston 10 yards at K.C.
 (11/9/08) Chevis Jackson 95 yards vs. N.O.
 (11/8/09) Tye Hill 62 yards vs. Was.
 (10/10/10) Kroy Biermann 31 yards at Cle.
 (12/27/10) Chauncey Davis 26 yards vs. N.O.
 (09/11/11) Kroy Biermann 50 yards at Chi.
 (01/01/12) Curtis Lofton 26 yards vs. T.B.
 (10/14/12) Asante Samuel 79 yards vs. OAK
 (9/15/13) Osi Umenyiora for 68 yards vs. STL
 (12/8/13) Sean Weatherspoon for 71 yards at GB
 (9/18/14) Kemal Ishmael for 23 yards vs. T.B.
 (10/11/15) Robert Alford for 59 yards vs Was.
 (9/26/16) Deion Jones for 90 yards vs. N.O.
 (10/2/16) Robert Alford for 30 yards vs. Car
 (12/11/16) Deion Jones for 33 yards at L.A.
 (2/5/17) Robert Alford for 82 yards vs. N.E.^A
 (12/16/18) Deion Jones for 41 yards vs. Ari.
 (12/30/19) Deion Jones for 27 yards at T.B.
 (11/29/20) Deion Jones for 67 yards vs. L.V.

* 1982 NFC Playoffs | ^A Super Bowl LI

ALL-TIME 2-POINT CONVERSIONS

(10/2/94) Terance Mathis at LA Rams
 (10/27/94) Terance Mathis vs. Phi.
 (12/18/94) Andre Rison at G.B.
 (10/1/95) Terance Mathis vs. N.E.
 (11/5/95) Terance Mathis vs. Det.
 (9/17/99) Terance Mathis at N.O.
 (9/22/96) Terance Mathis vs. Phi.
 (11/29/98) Jamal Anderson at Stl.
 (10/15/00) Jamal Anderson at Stl.
 (10/14/01) Shawn Jefferson vs. S.F.
 (9/18/05) Alge Crumpler at Sea.
 (10/9/05) Brian Finneran vs. N.E.
 (11/13/05) Brian Finneran vs. G.B.
 (1/1/06) Brian Finneran vs. Car.
 (12/7/08) Michael Jenkins at N.O.
 (10/24/10) Roddy White vs. Cin.
 (11/17/13) Tony Gonzalez at TB
 (11/9/14) Harry Douglas at TB
 (9/27/15) Levine Toilolo at Dal.
 (9/11/16) Mohamed Sanu vs. T.B.
 (9/18/16) Matt Ryan at Oak.
 (9/23/18) Austin Hooper vs. N.O.
 (9/23/18) Mohamed Sanu vs. N.O.
 (10/6/19) Austin Hooper at Hou.
 (10/27/19) Calvin Ridley vs. Sea.
 (10/25/20) Calvin Ridley vs. Det.

ALL-TIME BLOCKED PUNT FOR TOUCHDOWN

(12/7/69) Ron Acks rec. in the end zone vs. N.O.

(10/3/71) Tom Hayes for 20 yards at Det.
 (10/10/71) Tom Hayes for 25 yards vs. Stl.
 (9/3/78) Tom Moriarty rec. in end zone vs. Hou.
 (10/21/79) Roland Lawrence for 41 yards at S.F.
 (10/5/80) Frank Reed for 16 yards vs. Det.
 (10/14/90) Bobby Butler for 62 yards vs. S.F.
 (1/4/03) Artie Ulmer for 1 yd at G.B. in NFC WC.

ALL-TIME BLOCKED FIELD GOAL FOR TOUCHDOWN.

(10/12/95) Kevin Ross for 83 yards at Stl.
 (10/16/05) Demorrio Williams for 59 yards at N.O.

ALL-TIME KICKOFF RETURN FOR TOUCHDOWN

(9/17/67) Ron Smith for 99 yards at Bal.
 (11/16/69) Mal Snider for 48 yards vs. Chi.
 (12/17/78) Dennis Pearson for 100 yards at Stl.
 (10/20/85) Cliff Austin for 94 yards vs. N.O.
 (12/20/87) Sylvester Stamps for 97 yards vs. S.F.
 (12/30/90) Keith Jones for 76 yards vs. Dal.
 (10/13/91) Deion Sanders for 100 yards vs. S.F.
 (10/13/92) Deion Sanders for 99 yards at Was.
 (11/21/92) Deion Sanders for 73 yards at Buf.
 (9/27/93) Tony Smith for 97 yards vs. Pitt.
 (11/30/97) Byron Hanspard for 93 yards at Sea.
 (12/7/97) Byron Hanspard for 99 yards at S.D.
 (10/4/98) Tim Dwight for 93 yards vs. Car.
 (9/10/00) Darrick Vaughn for 100 yards at Den.
 (10/15/00) Darrick Vaughn for 96 yards at Stl.
 (12/17/00) Darrick Vaughn for 88 yards at N.O.
 (1/6/02) Darrick Vaughn for 96 yards at Stl.
 (12/15/02) Allen Rossum for 91 yards vs. Sea.
 (12/5/10) Eric Weems for 102 yards at T.B.
 (1/15/11)* Eric Weems for 102 yards vs. G.B.

* 2010 Divisional Round Playoff Game

ALL-TIME PUNT RETURN FOR TOUCHDOWN

(10/25/70) Tom McCauley for 77 yards vs. N.O.
 (12/20/70) John Mallory for 75 yards vs. Min.
 (9/29/74) Gerald Tinker for 72 yards vs. N.O.
 (10/23/83) Billy Johnson for 71 yards at NYJ
 (9/10/89) Deion Sanders for 68 yds. vs. LA Rams
 (10/28/90) Deion Sanders for 79 yards vs. Cin.
 (10/12/95) Eric Metcalf for 66 yards at Stl.
 (12/12/99) Winslow Oliver for 58 yards at S.F
 (1/3/00) Tim Dwight for 70 yards vs. S.F.
 (10/1/00) Tim Dwight for 70 yards at Phi.
 (11/23/03) Allen Rossum for 59 yards vs. Tenn.
 (10/24/04) Allen Rossum for 75 yards at K.C.
 (11/23/08) Harry Douglas for 61 yards vs. Car.
 (1/2/11) Eric Weems for 55 yards vs. Car.
 (9/18/14) Devin Hester for 62 yards vs T.B.
 (11/17/19) Kenjon Barner for 78 yards at Car.

TOP PERFORMERS

RUSHING YARDAGE

220	Michael Turner vs. Det., 22 att (9/7/08)	132	Warrick Dunn at Sea, 25 att (1/2/04)
208	Michael Turner vs. Stl., 25 att (12/28/08)	132	Warrick Dunn vs. Det., 30 att (12/22/02)
202	Gerald Riggs vs. N.O., 35 att (9/2/84)	132	Jamal Anderson vs. N.O., 25 att (10/18/98)
197	Gerald Riggs vs. K.C., 26 att (12/8/85)	131	Michael Turner at Stl., 28 att (11/21/10)
192	Eric Pegram vs. S.F., 27 att (9/19/93)	131	Gerald Riggs vs. Det., 31 att (9/8/85)
188	Jamal Anderson at Stl., 31 att (11/29/98)	131	William Andrews vs. S.D., 21 att (12/2/79)
180	Eric Pegram at Cin., 37 att (12/26/93)	129	Jason Snelling vs. Arz., 24 att (9/19/10)
178	Warrick Dunn at NYG, 25 att (11/9/03)	129	Warrick Dunn at Pitt., 20 att (11/10/02)
173	Michael Vick at Min., 10 att (12/1/02)	129	Gerald Riggs vs. Phi., 27 att (11/10/85)
172	Michael Turner vs. T.B., 17 att (1/1/12)	129	William Andrews vs. G.B., 20 att (11/27/83)
172	Jamal Anderson vs. Stl., 22 att (11/1/98)	129	Haskel Stanback vs. N.O., 22 att (12/18/77)
172	Gerald Riggs vs. Mia., 33 att (11/30/88)	129	Gerald Riggs vs. T.B., 27 att (9/28/86)
167	William Andrews vs. N.O., 30 att (9/2/79)	128	Eric Pegram at LA Rams, 27 att (11/14/93)
166	Michael Turner vs. Was., 18 att (11/8/09)	127	Michael Vick vs. T.B., 14 att (9/17/06)
166	Michael Vick vs. N.O., 12 att (11/26/06)	127	Gerald Riggs vs. Was., 22 att (11/3/85)
162	Warrick Dunn at N.O., 23 att (11/16/03)	127	Gerald Riggs vs. Dal., 24 att (10/27/85)
162	Jamal Anderson vs. Stl., 20 att (11/2/97)	127	Jim Butler vs. S.F., 17 att (10/4/70)
162	Steve Broussard vs. Was., 26 att (12/19/93)	126	Devonta Freeman vs. L.A., 22 att (12/18/17)
161	William Andrews vs. Mia., 21 att (12/10/83)	126	Warrick Dunn vs. Min., 18 att (10/02/05)
161	Dave Hampton vs. L.A., 29 att (10/1/72)	126	William Andrews vs. S.F., 28 att (9/25/83)
158	Gerald Riggs vs. N.O., 39 att (12/22/85)	125	William Andrews vs. N.E., 25 att (10/30/83)
158	William Andrews vs. Buf., 28 att (12/17/83)	125	John Settle vs. Den., 25 att (10/16/88)
155	Warrick Dunn vs. NYJ, 24 att (10/24/05)	124	William Andrews vs. N.E., 19 att (9/14/80)
155	Mike Rozier vs. Dal., 21 att (12/30/90)	123	Jamal Anderson at S.F., 13 att (9/27/98)
153	D. Freeman vs. Was., 27 att (12/30/90)	123	Eric Pegram at N.O., 34 att (10/24/93)
152	Devonta Freeman at N.O., 14 att (9/26/16)	123	Gerald Riggs vs. LA Rams, 41 att (11/17/85)
152	Michael Turner vs. T.B., 32 att (12/14/08)	123	Lynn Cain vs. Min., 24 att (9/7/80)
152	Jamal Anderson at Arz., 33 att (12/21/97)	123	Woody Thompson vs. N.O., 24 att (11/20/77)
151	Michael Turner at N.O., 20 att (11/2/09)	122	Jamal Anderson vs. Ind., 30 att (12/6/98)
150	William Andrews vs. Phi., 25 att (10/2/83)	122	Michael Turner at Det., 27 att (10/23/11)
150	William Andrews vs. Det., 32 att (9/18/83)	121	Todd Gurley vs. Car. 14 att (10/11/20)
148	Maurice Smith vs. Dal., 27 att (11/11/01)	121	Michael Turner vs. Cin., 23 att (10/24/10)
148	Jamal Anderson at N.O., 27 att (12/13/98)	121	Michael Turner at G.B. 26 att (10/5/08)
147	Jason Snelling at T.B., 25 att (1/3/10)	121	William Andrews vs. Phi., 24 att (9/10/79)
147	Jamal Anderson at Det., 30 att (12/20/98)	120	Michael Turner at S.D., 31 att (11/30/08)
146	Warrick Dunn vs. NYG, 14 att (10/15/06)	120	Craig Heyward vs. NYJ, 19 att (9/24/95)
145	Tevin Coleman vs. Arz., 11 att (12/16/18)	120	Gerald Riggs vs. Was., 23 att (9/20/87)
145	Lynn Cain vs. LA Rams 35 att (10/7/84)	120	Gerald Riggs vs. Hou., 25 att (9/23/84)
142	Warrick Dunn at N.O., 23 att (10/27/02)	119	Jamal Anderson at Det., 25 att (11/12/00)
141	Devonta Freeman at Dal., 30 att (9/27/15)	119	William Andrews vs. Rams, 21 att (11/21/82)
141	Michael Vick vs. Car., 14 att (12/7/03)	119	William Andrews vs. Rams, 21 att (10/11/81)
141	Gerald Riggs vs. LA Rams, 35 att (10/12/86)	119	Gerald Riggs vs. Dal., 30 att (12/6/87)
140	Michael Turner at Cle., 19 att (10/10/10)	117	Michael Turner vs. Car., 24 att (11/23/08)
139	Devonta Freeman vs. S.F., 20 att (12/18/16)	117	Warrick Dunn vs. Arz., 20 att (9/26/04)
139	Michael Turner at Arz., 27 att (10/16/11)	117	Jamal Anderson vs. Car., 31 att (10/4/98)
139	Michael Turner at Oak. 30 att (11/2/08)	117	Craig Heyward vs. Stl., 20 att (11/19/95)
139	Gerald Riggs vs. Sea., 23 att (10/13/85)	117	Junior Coffey vs. Cle., 17 att (10/30/66)
136	Gerald Riggs vs. S.F., 28 att (9/30/84)	116	Devonta Freeman at Ten., 25 att (10/25/15)
136	Gerald Riggs vs. Ind., 30 att (12/7/86)	115	Brian Hill at Car., 8 att (12/23/18)
135	Dave Hampton vs. Stl., 23 att (9/21/75)	115	Michael Vick at Den., 12 att (10/31/04)
134	Warrick Dunn vs. T.B., 21 att (9/17/06)	115	William Andrews vs. Stl., 20 att (11/9/80)
134	Warrick Dunn vs. Car., 28 att (12/18/04)	115	William Andrews vs. Rams, 23 att (12/14/81)
134	Gerald Riggs vs. Was., 27 att (11/5/84)	115	Gerald Riggs vs. S.F., 19 att (9/18/88)
133	Gerald Riggs vs. S.F., 30 att (12/2/84)	115	John Settle vs. Sea., 21 att (10/2/88)
132	Warrick Dunn at Car., 29 att (9/10/06)	115	Mike Rozier vs. T.B., 23 att (12/2/90)
		114	Michael Turner vs. Phi., 21 att (9/18/11)
		114	Michael Turner at N.O., 30 att (9/26/10)

TOP PERFORMERS

114 Jim Butler vs. N.O., 20 att (10/24/71)
 113 Gerald Riggs vs. Hou., 21 att (10/25/87)
 112 Michael Turner at Car., 28 att (12/12/10)
 112 Gerald Riggs vs. Cin., 23 att (11/15/87)
 112 Haskel Stanback vs. T.B., 23 att (9/24/78)
 111 Michael Turner at Car., 9 att (11/15/09)
 111 William Andrews vs. Rams, 20 att (10/26/80)
 111 William Andrews vs. Was., 24 att (11/30/80)
 111 Gerald Riggs vs. Stl., 29 att (9/14/86)
 110 Michael Turner vs. G.B., 23 att (11/28/10)
 110 Jamal Anderson vs. NYG, 29 att (10/11/98)
 110 Gerald Riggs vs. Chi., 30 att (11/24/85)
 109 Michael Vick vs. Stl., 12 att (9/19/04)
 109 Jamal Anderson vs. Car., 22 att (11/3/96)
 109 Gerald Riggs vs. Dal., 25 att (9/21/86)
 108 Jamal Anderson at Car., 14 att (9/1/96)
 108 William Andrews vs. S.F., 24 att (12/18/92)
 108 Gerald Riggs vs. Stl., 29 att (9/14/86)
 107 Tevin Coleman vs. Car., 16 att (9/16/18)
 107 Michael Turner vs. T.B., 24 att (11/7/10)
 107 Jerious Norwood at Was., 9 att (12/3/06)
 107 Jamal Anderson vs. K.C., 28 att (12/24/00)
 107 Sonny Collins vs. S.F., 31 att (11/14/76)
 106 Devonta Freeman vs. Det., 21 att (9/24/17)
 106 Jerious Norwood vs. Arz., 6 att (10/1/06)
 106 Dave Hampton vs. Den., 26 att (11/23/75)
 105 Michael Turner vs. Car., 28 att (9/20/09)
 105 William Andrews vs. S.F., 18 att (12/4/80)
 104 Michael Turner vs. K.C., 23 att (9/21/08)
 104 Jamal Anderson at N.E., 32 att (11/8/98)
 104 Michael Vick at NYG, 15 att (11/21/04)
 104 Bubba Bean vs. Rams, 17 att (11/19/79)
 104 Cliff Austin vs. N.O., 27 att (9/7/86)
 104 Steve Broussard vs. S.F., 10 att (10/13/91)
 104 Dave Hampton vs. N.O., 19 att (9/16/73)
 103 Michael Turner vs. Car., 13 att (9/30/12)
 103 Warrick Dunn vs. Oak., 25 att (12/12/04)
 103 Jamal Anderson vs. Mia., 18 att (12/27/98)
 103 Jamal Anderson at Det., 16 att (10/6/96)
 103 Art Malone vs. Rams, 18 att (10/1/72)
 102 Michael Turner vs. Dal., 20 att (11/4/12)
 102 Byron Hanspard vs. Arz., 26 att (12/26/99)
 102 Craig Heyward at N.O., 25 att (9/17/95)
 102 Lynn Cain vs. Det., 21 att (10/5/80)
 102 John Settle vs. N.O., 10 att (9/11/88)
 102 Mike Rozier vs. Rams, 21 att (12/23/90)
 101 Michael Vick vs. Arz., 11 att (10/1/06)
 101 Warrick Dunn vs. Sea., 20 att (12/15/02)
 101 William Andrews vs. Phi., 18 att (12/7/80)
 101 William Andrews vs. Hou., 25 att (11/19/81)
 101 Dave Hampton vs. N.O., 25 att (10/5/75)
 101 Steve Broussard vs. S.D., 20 att (9/15/91)
 101 Steven Jackson vs. Ari., 18 att (9/30/14)
 100 Devonta Freeman at N.O., 13 att (10/15/15)
 100 Michael Turner vs. Ten., 21 att (11/20/11)
 100 Michael Turner at Chi., 10 att (9/11/11)
 100 Warrick Dunn at N.O., 22 att (10/16/05)

100 T. J. Duckett at Car., 14 att (9/28/030)
 100 Jamal Anderson vs. S.F., 31 att (11/15/98)
 100 Sonny Collins vs. Sea., 17 att (11/7/76)
 100 William Andrews vs. S.F., 21 att (9/28/80)
 100 Warrick Dunn vs. S.F., 27 att (11/4/07)

RECEIVING YARDAGE

300 Julio Jones vs. Car., 12 rec (10/02/16)
 259 Julio Jones at G.B., 11 rec (12/8/14)
 253 Julio Jones at T.B., 12 rec (11/26/17)
 210 Roddy White at S.F., 8 rec (10/11/09)
 201 Roddy White vs. Cin., 11 rec (10/24/10)
 198 Terance Mathis at N.O., 6 rec (12/13/98)
 193 Andre Rison at Det., 14 rec (9/4/94)
 193 Alfred Jackson vs. S.F., 11 rec (12/2/84)
 190 Michael Haynes vs. Was., 6 rec (12/17/89)
 190 Ken Burrow vs. Det., 6 rec (10/3/71)
 190 Ken Burrow vs. N.O., 8 rec (12/19/71)
 189 Julio Jones vs. Ari., 10 rec (11/30/14)
 187 Michael Haynes vs. N.O., 6 rec (11/24/91)
 184 Terance Mathis vs. Rams, 10 rec (11/19/95)
 182 Julio Jones vs. STL 11 rec (9/15/13)
 182 Quentin McCord vs. Det., 7 rec (12/22/02)
 182 Michael Haynes vs. N.O., 7 rec (9/12/93)
 179 Alfred Jenkins vs. N.O., 5 rec (11/1/81)
 178 Julio Jones vs. Car., 9 rec (12/27/15)
 177 Andre Rison vs. Chi., 10 rec (9/27/92)
 174 Julio Jones vs. S.D., 9 rec (20/23/16)
 173 Julio Jones vs. Cin., 9 rec (9/30/18)
 173 Bert Emanuel vs. Rams, 9 rec (12/15/96)
 172 Andre Rison vs. S.F., 9 rec (10/14/90)
 169 Julio Jones at Phi., 10 rec (9/6/18)
 169 Roddy White vs. Car., 8 rec (9/30/12)
 169 Stacey Bailey vs. Dal., 4 rec (9/25/88)
 168 Peerless Price vs. Min., 12 rec (10/5/03)
 166 Julio Jones vs. Jax., 10 rec (12/22/19)
 166 Terance Mathis at Pitt., 12 rec (10/25/99)
 164 Julio Jones at Car., 12 rec (9/27/15)
 164 Roddy White at N.O., 10 rec (12/7/08)
 164 Ken Burrow vs. S.F., 5 rec (10/28/73)
 163 Calvin Ridley vs. T.B., 10 rec (12/20/20)
 163 Terance Mathis at Den., 8 rec (11/20/94)
 162 Julio Jones vs. T.B., 12 rec (11/1/15)
 162 Tim Dwight vs. S.F., 7 rec (1/3/00)
 161 Andre Rison vs. Rams, 5 rec (10/21/90)
 161 Julio Jones vs. T.B., 9 rec (9/18/14)
 160 Julio Jones vs. Ind., 9 rec (11/22/15)
 159 Stacey Bailey vs. Was., 9 rec (12/4/83)
 158 Stacey Bailey vs. Rams, 7 rec (10/7/84)
 157 Julio Jones vs. Sea., 9 rec (9/13/20)
 155 Eric Metcalf at N.O., 11 rec (9/17/95)
 154 Andre Rison vs. N.O., 10 rec (10/7/90)
 153 Roddy White at Det., 8 rec (12/22/12)
 153 Billy Johnson vs. N.O., 11 rec (10/20/85)
 153 Wallace Francis vs. NYG, 7 rec (10/1/78)
 152 Julio Jones vs. Sea. 10 rec (10/27/19)

TOP PERFORMERS

152	Alfred Jenkins vs. Was., 7 rec (9/25/77)	129	Warrick Dunn vs. Ten., 9 rec (11/23/03)
149	Julio Jones at N.O., 7 rec (12/24/17)	129	Alfred Jenkins vs. Den., 5 rec (9/16/79)
149	Harry Douglas vs. TB, 7 rec (10/20/13)	128	Julio Jones at Ind., 8 rec (9/22/19)
149	Tony Gonzalez vs. NE, 12 rec (9/29/13)	128	Julio Jones at N.O., 8 rec (12/26/11)
148	Shawn Jefferson vs. S.F., 7 rec (9/3/00)	128	Terance Mathis at S.F., 7 rec (12/4/94)
148	Wallace Francis vs. S.F., 4 rec (12/14/80)	128	George Thomas vs. Min., 7 rec (9/8/91)
148	Michael Haynes vs. Dal., 5 rec (12/22/91)	127	Andre Rison vs. S.F., 11 rec (9/23/90)
147	Julio Jones at N.O., 11 rec (11/22/18)	127	Roddy White at N.O., 8 rec (12/26/11)
147	Julio Jones at T.B., 6 rec (11/25/12)	127	Julio Jones at Sea., 11 rec (10/2/11)
147	Andre Rison vs. T.B., 11 rec (12/31/93)	127	Roddy White vs. Car., 7 rec (9/23/07)
147	Alfred Jenkins vs. S.F., 7 rec (12/14/75)	126	Shawn Collins vs. G.B., 5 rec (10/1/89)
147	Roddy White vs. Ten., 7 rec (11/20/11)	125	Terance Mathis at N.O., 10 rec (9/13/94)
146	Calvin Ridley vs. N.O., 7 rec (9/23/18)	124	Calvin Ridley at L.A. Char., 8 rec (12/13/20)
146	Roddy White at Stl., 10 rec (12/2/07)	124	Terance Mathis vs. Phi., 10 rec (11/27/94)
146	Floyd Dixon vs. Phi., 8 rec (10/5/86)	124	Andre Rison vs. G.B., 8 rec (12/1/91)
144	Julio Jones vs. TB, 10 rec (10/14/18)	123	Roddy White vs. Arz., 8 rec (11/18/12)
144	Alex Hawkins vs. Phi., 9 rec (9/18/66)	123	Julio Jones at Phi., 5 rec (10/28/12)
143	Roddy White at Buf., 10 rec (12/1/13)	123	Tony Gonzalez at Wsh., 13 rec (10/7/12)
143	Jim Mitchell vs. LA Rams, 4 rec (9/26/71)	123	Terance Mathis at Car., 4 rec (9/1/96)
141	Julio Jones vs. Phi., 9 rec (9/14/15)	123	Terance Mathis vs. K.C., 13 rec (9/18/94)
141	Roddy White at SF, 12 rec (12/23/13)	123	Andre Rison vs. Rams, 12 rec (9/11/94)
141	Roddy White at Arz., 12 rec (12/23/07)	123	Alfred Jackson vs. Det., 5 rec (9/18/83)
140	Roddy White at T.B., 9 rec (9/25/11)	122	Tony Gonzalez at N.O., 11 rec (11/1/12)
140	Tony Martin vs. Ind., 7 rec (12/6/98)	122	Eric Metcalf at Cin., 9 rec (11/24/96)
140	Stacey Bailey vs. Phi., 8 rec (12/16/84)	122	Alfred Jenkins vs. Rams, 7 rec (11/5/72)
139	Julio Jones at Sea., 7 rec (10/16/16)	121	Julio Jones at Wsh., 7 rec (11/4/18)
139	Roddy White vs. Buf., 8 rec (12/27/09)	121	Harry Douglas at ARZ, 12 rec (10/27/13)
138	Julio Jones at TB, 9 rec (12/30/18)	121	Bert Emanuel at T.B., 9 rec (10/22/95)
138	Roddy White vs. Bal., 12 rec (11/11/10)	120	Andre Rison vs. Rams, 5 rec (11/14/93)
138	Wallace Francis vs. Den., 8 rec (9/16/79)	120	Wes Chesson vs. Rams, 7 rec (11/5/72)
137	Julio Jones at Car., 7 rec (10/29/20)	120	Paul Flatley vs. Phi., 4 rec (12/14/69)
137	Julio Jones at Min., 8 rec (10/18/20)	120	Roddy White vs. Min., 10 rec (11/27/11)
137	Julio Jones at S.F., 10 rec (11/8/15)	119	Julio Jones at T.B., 8 rec (11/9/14)
136	Calvin Ridley vs. Car., 8 rec (10/11/20)	119	Roddy White vs. K.C., 5 rec (9/21/08)
136	Bert Emanuel vs. Arz., 4 rec (12/24/94)	119	Charlie Brown vs. N.O., 7 rec (9/7/86)
136	Billy Johnson vs. Raid., 6 rec (12/1/85)	118	Julio Jones vs. Dal., 6 rec (11/18/18)
136	Alfred Jenkins vs. Cle., 6 rec (9/27/81)	118	Julio Jones at Car., 6 rec (11/5/17)
136	Alfred Jenkins vs. Mia., 4 rec (9/21/80)	118	Julio Jones at Jax, 9 rec (12/20/15)
135	Julio Jones at Phi., 135 rec (11/13/16)	118	Roddy White vs. Dal., 7 rec (11/4/12)
135	Julio Jones at NYG, 13 rec (9/20/15)	118	Alge Crumpler vs. T.B., 4 rec (11/14/04)
135	Roddy White vs. Jax., 10 rec (12/15/11)	118	Andre Rison at N.O., 8 rec (11/13/94)
134	Julio Jones at S.F., 13 rec (12/15/19)	117	Austin Hooper at Ari., 8 rec (10/13/19)
134	Harry Douglas at TB, 6 rec. (11/17/13)	117	Roddy White at Car., 9 rec (12/9/12)
134	Alfred Jenkins vs. S.F., 7 rec (11/8/81)	117	Alge Crumpler vs. Pitt., 4 rec (10/22/06)
133	Harry Douglas vs. N.O., 8 rec (11/13/11)	117	Terance Mathis at N.E., 8 rec (11/8/98)
132	Tevin Coleman at Den., 4 rec (10/09/16)	117	Junior Miller vs. N.E., 8 rec (9/14/80)
132	Roddy White at G.B., 8 rec (10/5/08)	116	Harry Douglas vs. Ari., 9 rec (11/30/14)
132	William Andrews vs. Stl., 8 rec (10/18/81)	116	Julio Jones vs. N.O., 7 rec (9/7/14)
131	Harry Douglas vs. Pit., 10 rec (12/14/14)	116	Tony Martin vs. N.O., 7 rec (10/18/98)
131	Julio Jones at Ind., 3 rec (11/6/11)	116	Bert Emanuel vs. Min., 9 rec (9/8/96)
131	Shawn Jefferson at Pitt., 9 rec (11/10/02)	116	Billy Johnson vs. Det., 8 rec (9/9/84)
131	Alfred Jenkins vs. N.O., 7 rec (9/27/79)	115	Julio Jones at Mia, 9 rec (9/22/13)
130	Calvin Ridley at K.C., 5 rec (12/27/20)	115	Julio Jones at T.B., 6 rec (9/25/11)
130	Calvin Ridley vs. Sea., 9 rec (9/13/20)	115	Aubrey Matthews vs. Stl., 7 rec (11/29/87)
130	Austin Hooper vs. Ten., 9 rec (9/29/19)	114	Russell Gage vs. Sea., 9 rec. (9/13/20)
130	Terance Mathis at S.F., 7 rec (9/27/98)	114	Roddy White at N.O., 7 rec (11/1/12)
129	Julio Jones vs. Dal., 5 rec (11/4/12)	114	Brian Finneran at Min., 5 rec (12/1/02)

TOP PERFORMERS

113	Julio Jones vs. K.C., 7 rec (12/4/16)	105	Julio Jones at N.Y.G., 11 rec (10/5/14)
113	Roddy White at Phi., 8 rec (10/21/08)	105	Tony Martin vs. Mia., 3 rec (12/27/98)
113	Alfred Jackson vs. S.F., 4 rec (11/22/78)	105	Floyd Dixon vs. Was., 5 rec (9/20/87)
113	Michael Haynes vs. T.B., 5 rec (12/13/92)	105	Alfred Jenkins vs. NYG, 6 rec (11/11/79)
113	Paul Flatley vs. Rams, 6 rec (9/28/69)	105	Harmon Wages vs. N.O., 3 rec (12/7/69)
112	Roddy White at S.D., 6 rec (11/30/08)	105	Michael Haynes vs. Was., 2 rec (11/10/91)
112	Roddy White vs. Chi., 9 rec (10/12/08)	105	Mike Pritchard vs. Dal., 9 rec (12/21/92)
112	Charlie Brown vs. NYJ, 6 rec (11/9/86)	104	Julio Jones vs NYG, 9 rec (10/22/18)
112	Michael Haynes vs. Rams, 6 rec (12/8/91)	104	Roddy White vs Car., 8 rec (12/28/14)
111	Aldrick Robinson vs. S.F., 4 rec (12/18/16)	104	Julio Jones at Car., 3 rec (12/11/11)
111	Julio Jones vs. T.B., 8 rec (11/03/16)	104	Roddy White vs. S.F., 7 rec (10/3/10)
111	Roddy White at Pitt., 13 rec (9/12/10)	104	Roddy White vs. Phi., 9 rec (12/6/09)
111	Jim Mitchell vs. N.O., 7 rec (9/16/73)	104	Roddy White vs. Ind., 6 rec (11/22/07)
110	Calvin Ridley vs. Chi., 5 rec (9/27/20)	104	Roddy White vs. Dal., 3 rec (12/16/06)
110	Tony Gonzalez at N.O., 8 rec (9/26/10)	104	Alge Crumpler vs. Det., 4 rec (11/24/05)
110	Roddy White at N.O., 8 rec (10/21/07)	104	Brian Finneran at Car., 5 rec (11/24/02)
110	Billy Johnson vs. Den., 7 rec (9/22/85)	104	Bert Emanuel at N.O., 6 rec (9/17/95)
110	Paul Gibson vs. Rams, 5 rec (11/22/70)	104	Bert Emanuel vs. Det., 7 rec (11/5/95)
110	Lynn Cain vs. Oak., 6 rec (10/24/79)	104	Billy Johnson vs. S.F., 6 rec (11/20/83)
110	Charlie Brown vs. T.B., 7 rec (9/28/86)	103	Olamide Zaccheaus vs. Den. 4 rec (11/8/20)
110	Michael Haynes vs. Rams, 4 rec (10/27/91)	103	L. Hankerson vs. Hou., 6 rec (9/14/15)
109	Calvin Ridley at Dal., 7 rec (9/20/20)	103	Jacob Tamme vs. T.B., 10 rec (11/1/15)
109	Shawn Jefferson at Oak., 7 rec (11/26/00)	103	Brian Finneran vs. N.E., 5 rec (10/9/05)
109	Tony Martin at N.O., 8 rec (12/13/98)	103	Alge Crumpler vs. N.O., 4 rec (11/28/04)
109	Bert Emanuel at Rams, 4 rec (11/10/96)	102	Roddy White vs. Den., 8 rec (9/17/12)
109	Stacey Bailey vs. N.O., 7 rec (10/9/83)	102	Roddy White vs. Den., 5 rec (11/16/08)
109	Milton Barney vs. Rams, 6 rec (10/18/87)	102	Tim Dwight at Car., 5 rec (11/28/99)
109	Alfred Jackson vs. Pitt., 5 rec (11/15/81)	102	Terance Mathis at Car., 8 rec (12/17/95)
109	Jim Mitchell vs. Rams, 7 rec (12/1/74)	102	Stacey Bailey vs. Min., 4 rec (9/16/84)
108	Calvin Ridley vs. N.O., 5 rec (12/6/20)	102	Alfred Jenkins vs. N.O., 4 rec (11/2/75)
108	Julio Jones at Ari. 8 rec (10/13/19)	102	Alfred Jenkins vs. Hou., 5 rec (11/28/76)
108	Julio Jones vs. GB 5 rec (9/17/17)	102	Alfred Jenkins vs. Stl., 5 rec (12/17/78)
108	Julio Jones vs. NE 6 rec (9/29/13)	101	Roddy White at Cle., 5 rec (10/10/10)
108	Julio Jones at K.C. 6 rec (9/9/12)	101	Terance Mathis at Dal., 5 rec (10/20/96)
108	Roddy White at N.O., 4 rec (11/2/09)	101	Paul Flatley vs. Bal., 3 rec (10/5/69)
108	Roddy White vs. T.B., 4 rec (11/20/05)	101	Alfred Jenkins vs. G.B., 6 rec (12/12/76)
108	Maurice Smith at Arz., 2 rec (9/30/01)	101	Alfred Jenkins vs. Stl., 4 rec (10/18/81)
108	Bert Emanuel vs. Stl., 6 rec (11/2/97)	101	Michael Haynes vs. Dal., 5 rec (12/21/92)
108	Wallace Francis vs. Rams, 10 rec (12/9/79)	100	Roddy White at Bal., 9 rec (10/19/14)
108	Arthur Cox vs. NYJ, 4 rec (11/9/86)	100	Tony Gonzalez at Hou., 7 rec (12/4/11)
107	Julio Jones at Cle., 7 rec (11/11/18)	100	Trevor Gaylor vs. N.O., 3 rec (11/17/02)
107	Julio Jones at N.O., 7 rec (12/21/14)	100	Tony Martin vs. Chi., 6 rec (11/22/98)
107	Terance Mathis at Car., 8 rec (10/26/97)	100	Bert Emanuel at Buf., 6 rec (11/12/95)
107	Andre Rison vs. S.F., 6 rec (12/11/93)	100	Andre Rison vs. Cle., 6 rec (12/16/90)
107	Drew Hill vs. Rams, 8 rec (12/27/92)	100	Andre Rison vs. Mia., 7 rec (10/11/92)
107	Billy Ryckman vs. Chi., 8 rec (11/19/78)			
106	Julio Jones vs. Phi. 5 rec (9/15/19)			
106	Julio Jones at G.B., 8 rec (12/9/18)			
106	Julio Jones at Oak., 5 rec (9/18/16)			
106	Andre Rison vs. Det., 6 rec (9/5/93)			
106	Stacey Bailey vs. Phi., 7 rec (10/2/83)			
106	Stacey Bailey vs. Rams, 6 rec (10/16/83)			
106	William Andrews vs. Den., 3 rec (12/5/82)			
106	Alfred Jenkins vs. Oak., 4 rec (11/30/75)			
106	Alfred Jenkins vs. Den., 6 rec (11/23/75)			
106	John Settle vs. S.D., 10 rec (11/13/88)			
106	Eric Metcalf at T.B., 4 rec (10/22/95)			
105	Calvin Ridley vs. Phi. 8 rec (9/15/19)			

PASSING YARDAGE

503	Matt Ryan vs. Car., 28-of-37 (10/02/16)
460	Matt Schaub vs. Sea., 39-of-52 (10/27/19)
450	Matt Ryan vs. Sea., 37-of-54 (9/13/20)
448	Matt Ryan vs. NE, 31-of-43 (9/7/14)
431	Chris Chandler vs. Buf., 28-of-40 (12/23/01)
421	Matt Ryan vs. NE, 34-of-54 (9/29/13)
419	Matt Ryan vs. Cin, 29-of-39 (9/20/18)
416	Steve Bartkowski vs. Pitt., 33-of-50 (11/15/81)
411	Matt Ryan at N.O., 34-of-52 (11/11/12)
397	Matt Ryan vs. Ten., 35-of-53 (9/29/19)

TOP PERFORMERS

397.....	Matt Ryan vs. T.B., 37-of-45 (11/1/15)	329.....	Matt Ryan at S.F., 22-of-32 (10/11/09)
396.....	Matt Ryan Oak, 23-of-34 (9/18/16)	328.....	Jeff George at N.O., 29-of-49 (11/13/94)
386.....	Jeff George at N.O., 27-of-39 (9/17/95)	326.....	Steve Bartkowski vs. Den., 20-of-29 (9/16/79)
384.....	Matt Ryan vs. Jax., 32-of-45 (12/22/19)	325.....	Chris Miller vs. Dal., 19-of-39 (12/22/91)
379.....	Matt Ryan vs. NYG, 31-of-39 (10/22/18)	324.....	Wade Wilson vs. T.B., 19-of-26 (12/13/92)
378.....	Matt Ryan at T.B., 31-of-44 (12/30/18)	322.....	Matt Ryan vs. NE, 30-of-40 (12/21/14)
378.....	Steve Bartkowski vs. Stl., 31-of-47 (11/9/80)	321.....	Matt Ryan at Chi., 21-of-30 (9/10/17)
377.....	Matt Ryan at N.O., 35-of-45 (11/22/18)	320.....	Matt Ryan vs. Phi., 27-of-43 (9/15/19)
375.....	Matt Ryan vs. NE, 24-of-39 (12/8/14)	320.....	Matt Ryan at Car., 22-of-38 (12/11/11)
375.....	Steve Bartkowski vs. Raid., 36-of-54 (9/19/82)	319.....	Matt Ryan vs. NYJ, 36-of-45 (10/7/13)
374.....	Matt Ryan vs. N.O., 26-of-35 (9/23/18)	319.....	Matt Ryan at Chi., 31-of-47 (9/11/11)
374.....	Matt Ryan vs. Stl, 33-of-43 (9/15/13)	317.....	Matt Ryan vs. T.B., 26-of-35 (11/26/17)
374.....	Wade Wilson vs. Rams, 31-of-47 (12/27/92)	317.....	Matt Ryan vs. Car, 28-of-45 (12/31/17)
373.....	Matt Ryan at N.O., 34-of-52 (12/26/11)	317.....	Bobby Hebert vs. Hou., 30-of-52 (12/5/93)
371.....	Matt Ryan at Min., 30-of-40 (10/18/20)	316.....	Matt Ryan vs. NE, 29-of-45 (10/5/14)
371.....	Steve Bartkowski vs. Hou., 38-of-25 (10/19/81)	316.....	Matt Ryan vs. Ten., 22-of-32 (11/20/11)
369.....	Matt Ryan at Car., 25-of-40 (9/30/12)	316.....	Matt Ryan vs. Bal., 32-of-50 (11/11/10)
366.....	Steve Bartkowski vs. Det., 24-of-34 (9/18/83)	315.....	Matt Ryan at N.O., 24-of-33 (12/7/08)
366.....	Chris Miller vs. N.O., 23-of-44 (10/7/90)	315.....	Chris Chandler at Car., 24-of-42 (11/28/99)
364.....	Jeff George vs. Phi., 26-of-46 (11/27/94)	315.....	Chris Redman at Arz., 28-of-42 (12/23/07)
363.....	Matt Ryan at NYG, 30-of-46 (9/20/15)	315.....	Bobby Hebert vs. Dal., 24-of-32 (11/21/93)
363.....	Bobby Hebert vs. Rams, 28-of-49 (12/15/96)	313.....	Matt Ryan at T.B., 30-of-51 (12/29/19)
362.....	Jeff George vs. Det., 31-of-40 (11/5/95)	313.....	Matt Ryan vs. Car., 20-of-34 (12/8/19)
361.....	Matt Ryan vs. NE, 30-of-41 (11/30/14)	313.....	Matt Ryan at Car., 24-of-38 (11/5/17)
361.....	J. Harrington vs. Car., 31-of-44 (9/23/07)	313.....	Steve Bartkowski vs. NYJ, 25-of-36 (10/23/83)
356.....	Matt Ryan vs. T.B., 34-of-49 (12/20/20)	312.....	Matt Ryan vs. N.O., 35-of-50 (11/28/19)
356.....	Matt Ryan at Ari., 30-of-36 (10/13/19)	312.....	Steve Bartkowski vs. N.O., 22-of-38 (9/2/79)
355.....	Matt Ryan vs. T.B., 31-of-41 (10/14/18)	311.....	Matt Ryan at Buf, 28-of-47 (12/1/13)
353.....	Matt Ryan at T.B., 26-of-32 (11/25/12)	311.....	Steve Bartkowski vs. NYG, 24-of-28 (10/25/81)
352.....	Doug Johnson vs. Min., 28-of-40 (10/5/03)	310.....	Matt Ryan vs. NE, 26-of-37 (12/14/14)
352.....	Chris Chandler at G.B., 29-of-50 (11/18/01)	310.....	Jeff George at Car., 29-of-53 (12/17/95)
352.....	Jeff George vs. Rams, 20-of-34 (11/19/95)	310.....	Chris Miller vs. Was., 17-of-35 (12/17/89)
351.....	Matt Ryan vs. N.O., 29-of-52 (11/13/11)	309.....	Bob Berry vs. Det., 13-of-23 (10/3/71)
351.....	Chris Miller vs. Chi., 30-of-48 (9/27/92)	306.....	Matt Ryan vs. Car., 23-of-30 (12/27/15)
350.....	Matt Ryan at Wash., 26-of-38 (11/4/18)	306.....	Michael Vick vs. T.B., 21-of-38 (11/20/05)
350.....	Dave Archer vs. NYJ, 21-of-36 (11/9/86)	306.....	Chris Chandler vs. S.F., 19-of-37 (1/3/00)
348.....	Matt Ryan at SF, 37-of-48 (12/23/13)	305.....	Steve Bartkowski vs. S.F., 19-of-37 (12/14/75)
345.....	Matt Ryan at Wash., 34-of-52 (10/7/12)	304.....	Matt Ryan at Ind., 29-of-34 (9/22/19)
345.....	Chris Chandler at N.O., 19-of-28 (12/13/98)	304.....	Matt Ryan at Min., 33-of-46 (9/8/19)
344.....	Matt Ryan T.B., 25-of-34 (11/03/16)	304.....	Matt Ryan at NO, 25-of-38 (9/8/13)
342.....	Matt Ryan at Car., 34-of-49 (12/9/12)	304.....	Bobby Hebert at Cin., 23-of-40 (11/24/96)
342.....	Matt Ryan vs. Dal., 24-of-34 (11/4/12)	304.....	Matt Ryan at S.F., 30-of-45 (11/8/15)
340.....	Wade Wilson vs. Dal., 30-of-41 (12/21/92)	303.....	Chris Redman vs. N.O., 23-of-34 (12/13/09)
340.....	Chris Miller vs. Rams, 28-of-39 (10/8/89)	303.....	Mike Moroski vs. G.B., 22-of-35 (11/27/83)
338.....	Matt Ryan vs. Det., 31-of-42 (10/25/20)	302.....	Bob Berry vs. G.B., 28-of-44 (9/27/70)
337.....	Michael Vick vs. Det., 20-of-38 (12/22/02)	301.....	Matt Ryan at Arz., 34 of 61 (10/27/13)
337.....	Chris Miller vs. S.F., 25-of-41 (9/23/90)	301.....	Matt Ryan vs. Arz., 28-of-46 (11/18/12)
335.....	Matt Ryan vs. Sea., 27-of-42 (10/16/16)	301.....	Matt Ryan vs. Chi., 22-of-30 (10/12/08)
335.....	Erik Kramer vs. Rams, 27-of-46 (10/18/87)	301.....	Bob Berry vs. Rams, 15-of-22 (9/26/71)
334.....	Matt Ryan vs. T.B., 27-of-39 (9/11/16)	301.....	Steve Bartkowski vs. S.F., 28-of-39 (11/20/83)
334.....	Chris Miller vs. Det., 37-of-66 (12/24/89)	300.....	Matt Ryan vs. K.C., 27-of-35 (12/27/20)
332.....	Steve Bartkowski vs. Mia., 18-of-36 (9/21/80)	300.....	Chris Miller vs. Min., 27-of-41 (9/8/91)
331.....	Matt Ryan vs. N.O., 27-of-36 (1/1/17)		
330.....	Matt Ryan at Hou., 32-of-46 (10/6/19)		
330.....	Matt Ryan at Cle., 38-of-52 (11/11/18)		
330.....	Matt Ryan at T.B., 26-of-47 (9/25/11)		

LONGEST PUNTS (65+ YARDS)

75.....	Harold Alexander vs. Chi. (10/3/93)
---------	-------------------------------------

TOP PERFORMERS

75	John James vs. Oak. (11/30/75)
72	John James vs. N.O. (9/16/73)
71	Rick Donnelly vs. NYJ (11/9/86)
70	Michael Koenen at Car. (11/15/09)
70	Billy Lothridge vs. Cle. (10/27/68)
69	Matt Boshier at NYG (9/20/15)
68	Matt Boshier at Den. (10/9/16)
68	Rick Donnelly vs. Was. (11/3/85)
68	Rick Donnelly vs. Phi. (10/5/86)
67	Michael Koenen at Sea. (9/18/05)
67	John James vs. N.O. (10/31/76)
66	Matt Boshier vs. L.A. (12/11/16)
66	Matt Boshier vs. N.O. (9/7/14)
65	Michael Koenen at Cin. (10/29/06)
65	Rick Donnelly vs. Chi. (11/16/86)
65	Scott Fulhage vs. N.E. (10/15/89)

LONGEST RUNS FROM SCRIMMAGE (50+ YARDS)

90t	Warrick Dunn vs. NYG (10/15/06)
81t	Michael Turner vs. T.B. (1/1/12)
78t	Jerious Norwood vs. Arz. (10/1/06)
75	Devonta Freeman vs. N.O. (1/1/17)
77	Byron Hanespard vs. Oak. (9/14/97)
70	Michael Turner vs. Stl. (12/28/08)
69t	Jerious Norwood at Was. (12/3/06)
69t	Warrick Dunn vs. N.O. (10/19/03)
67t	Jerious Norwood vs. NYG (10/15/07)
67	Mike Rozier vs. Dal. (12/30/90)
66t	Michael Turner at Det. (9/7/08)
66t	Harmon Wages vs. N.O. (12/7/69)
65	Warrick Dunn vs. NYJ (10/24/05)
65	Ernie Wheelwright vs. Rams (9/11/66)
62	John Settle vs. N.O. (9/11/88)
61	Michael Turner vs. Phi. (9/18/11)
60t	Jim Butler vs. Det. (12/8/68)
60t	Bubba Bean vs. T.B. (11/4/79)
60	Warrick Dunn vs. Arz. (9/26/04)
59	Warrick Dunn at Buf. (9/25/05)
59t	Warrick Dunn at Pitt. (11/10/02)
58t	Michael Turner vs. Was. (11/8/09)
58	Michael Vick vs. Arz. (9/26/04)
58	Maurice Smith vs. N.E. (11/4/01)
57	Byron Hanespard vs. Den. (9/28/97)
57	Gerald Riggs vs. N.O. (9/2/84)
56	Warrick Dunn at N.O. (10/27/02)
56	Dave Hampton vs. Rams (10/1/72)
55	Tevin Coleman at Car. (12/24/16)
55	Steven Jackson vs. Ari. (11/30/14)
55	Michael Turner at Cle. (10/10/10)
55	T.J. Duckett vs. Min. (10/5/03)
55t	Haskel Stanback vs. Det. (9/23/79)
54	Warrick Dunn at N.O. (11/16/03)
53	Michael Turner at Chi. (9/11/11)
53	Bob Christian at Car. (11/25/01)

53	Byron Hanespard vs. Phi. (12/14/97)
51	Michael Vick vs. N.O. (11/26/06)
50	Steven Jackson at NO (9/8/13)
50	Michael Turner at Det (10/23/11)
50	Gerald Riggs vs. K.C. (12/8/85)
50t	Steve Broussard vs. Cin. (10/28/90)

LONGEST PASS COMPLETIONS (75+ YARDS)

98t	Bobby Hebert to Michael Haynes vs. N.O. (10/12/93)
94t	Chris Chandler to Jamal Anderson vs. Car (9/23/01)
93t	Matt Ryan to Olamide Zaccheaus vs. Car (12/8/19)
90t	Matt Ryan to Roddy White at S.F. (10/11/09)
89t	Chris Miller to Michael Haynes vs. Was (9/13/92)
88t	Matt Ryan to Austin Hooper at Chi. (9/10/17)
88t	Bob Berry to Harmon Wages vs N.O. (12/7/69)
86t	Doug Johnson to Warrick Dunn vs. Ten. (11/23/03)
86t	Steve Bartkowski to William Andrews vs. Den. (12/5/82)
85t	Jeff George to Bert Emanuel vs. Arz. (12/24/94)
84	Bob Berry to Ken Burrow vs. N.O. (12/19/71)
82t	Randy Johnson to Ray Ogden vs. S.F. (12/10/67)
81t	Matt Ryan to Julio Jones vs. Stl (9/15/13)
81	Jeff George to Terance Mathis at S.F. (12/4/94)
81t	Steve Bartkowski to Wallace Francis vs. S.F. (12/14/80)
80t	Matt Ryan to Harry Douglas at TB (11/17/13)
80t	Matt Ryan to Julio Jones at T.B. (11/25/12)
80t	Matt Ryan to Julio Jones at Ind (11/6/11)
80t	Chris Miller to Michael Haynes vs. N.O. (11/24/91)
79t	Matt Ryan to Julio Jones at G.B. (12/8/14)
79t	Chris Chandler to Maurice Smith at Arz. (9/30/01)
78t	Chris Chandler to Terance Mathis vs. S.F. (11/15/98)
75t	Matt Ryan to Taylor Gabriel at Phi. (11/13/16)
76t	Steve Bartkowski to Floyd Hodge vs. S.F. (9/25/83)
75t	Matt Ryan to Calvin Ridley vs. N.O. (9/23/18)
75t	Matt Ryan to Calvin Ridley at Car. (12/23/18)
75t	Matt Ryan to Julio Jones vs. Car. (10/2/16)
75t	Matt Ryan to Julio Jones at Car. (12/11/11)
75t	Tom Moore to Tommy McDonald vs. Bal. (11/12/67)
75t	Chris Miller to Andre Rison vs. S.F. (10/14/90)
75t	Billy Joe Tolliver to Michael Haynes vs. Was. (11/10/91)

LONGEST FIELD GOALS (50+ YARDS)

59	Matt Bryant vs. K.C. (12/4/16)
59	Morten Andersen vs. S.F. (12/24/95)
58	Michael Koenen vs. N.E. (10/9/05)
57	Matt Bryant at T.B. (12/18/17)
56	Giorgio Tavecchio vs. NYG (10/22/18)
56	Matt Bryant vs. Car. (12/31/17)
55	Matt Bryant vs. Cin. (9/30/18)

TOP PERFORMERS

55..... Matt Bryant vs. N.O. (11/29/12)
 55..... Matt Bryant vs. Oak. (10/14/12)
 55..... Jay Feely, at Arz. (9/30/01)
 55..... Morten Andersen at N.O. (10/12/97)
 55..... Morten Andersen vs. N.O. (12/10/95)
 54..... Younghoe Koo vs. Car. (10/11/20)
 54..... Younghoe Koo vs. L.V. (11/29/20)
 54..... Matt Bryant vs. Chi. (10/12/14)
 54..... Shayne Graham vs. Car. (12/27/15)
 54..... Morten Andersen at Dal. (10/20/96)
 54..... Morten Andersen vs. N.E. (10/11/95)
 54..... Norm Johnson vs. Det. (9/5/93)
 54..... Norm Johnson vs. NYJ (9/6/92)
 54..... Norm Johnson vs. N.E. (11/29/92)
 54..... Paul McFadden vs. Buf. (11/5/89)
 53..... Younghoe Koo vs. N.O. (12/6/20)
 53..... Matt Bryant vs. Dal. (11/18/18)
 53..... Matt Bryant vs. GB. (9/17/17)
 53..... Matt Bryant at Car. (11/5/17)
 53..... Matt Bryant vs. Car. (10/2/16)
 53..... Matt Bryant vs. Cle. (11/23/14)
 53..... Matt Bryant vs. Sea (11/10/13)
 53..... Matt Bryant at Wsh. (10/7/12)
 53..... Morten Andersen at NYJ (10/25/98)
 53..... Greg Davis vs. Phi. (11/18/90)
 54..... Shayne Graham at T.B. (12/6/15)
 52..... Younghoe Koo vs. T.B. (12/20/20)
 52..... Younghoe Koo at N.O. (11/22/20)
 52..... Younghoe Koo vs. Den. (11/8/20)
 52..... Matt Bryant at Phi. (9/6/18)
 52..... Matt Bryant vs. N.O. (12/7/17)
 52..... Matt Bryant vs. Chi. (10/12/14)
 52..... Matt Bryant vs. N.O. (9/7/14)
 52..... Matt Bryant at Mia (9/22/13)
 52..... Jay Feely, at G.B. (9/8/02)
 52..... Jay Feely, vs. Buf. (12/23/01)
 52..... Morten Andersen vs. S.F. (12/24/95)
 52..... Norm Johnson vs. Mia. (10/11/92)
 52..... Greg Davis vs. G.B. (11/6/88)
 52..... Mick Luckhurst vs. Sea. (10/13/85)
 52..... Mick Luckhurst vs. Rams (10/7/84)
 52..... Nick Mike-Mayer vs. S.F. (10/28/73)
 51..... Younghoe Koo at N.O. (11/22/20)
 51..... Matt Bryant at Car. (12/24/16)
 51..... Matt Bryant vs. N.O. (9/7/14)
 51..... Matt Bryant vs. Wsh (12/15/13)
 51..... Matt Bryant vs. Arz. (11/18/12)
 51..... Matt Bryant at N.O. (12/26/11)
 50..... Younghoe Koo at Min. (10/18/20)
 50..... Matt Bryant vs. Dal. (11/12/17)
 50..... Matt Bryant vs. Mia. (10/15/17)
 50..... Matt Bryant vs. S.F. (12/18/16)
 50..... Matt Bryant vs. at T.B. (11/3/16)
 50..... Matt Bryant at N.O. (12/21/14)
 50..... Matt Bryant at G.B. (12/8/14)
 50..... Matt Bryant at Sea (10/2/11)

50..... Younghoe Koo vs. Car. (12/8/19)

LONGEST INTERCEPTION RETURNS (60+ YARDS)

101t..... Tom Pridemore vs. S.F. (9/20/81)
 95t..... Chevis Jackson vs. N.O. (11/9/08)
 90t..... Deion Jones at N.O. (9/26/16)
 90t..... Ken Reaves vs. LA Rams (10/20/68)
 87t..... Rolland Lawrence vs. Oak. (11/30/75)
 85..... Aaron Beasley at S.F. (9/12/04)
 82t..... Deion Sanders vs. Hou. (9/9/90)
 81t..... Rolland Lawrence vs. S.D. (10/21/73)
 79t..... Asante Samuel vs. Oak. (10/14/12)
 77t..... Lee Calland vs. Bal. (9/17/67)
 74..... Vinnie Clark vs. T.B. (10/9/94)
 73t..... Jimmy Burson vs. S.F. (12/15/68)
 72t..... Rick Byas vs. N.O. (11/20/77)
 71t..... Sean Weatherspoon (12/8/13)
 71t..... Alton Montgomery vs. Car. (9/3/95)
 68t..... Osi Umenyiora vs. Stl (9/15/13)
 67t..... Deion Jones vs. L.V. (11/29/20)
 66t..... Kevin Mathis at Den. (10/31/04)
 65..... DeAngelo Hall at T.B. (12/24/05)
 65t..... Tom Hayes vs. N.O. (9/16/73)
 62t..... Tye Hill vs. Was. (11/8/09)
 62t..... Bob Riggles vs. Min. (12/4/66)
 61t..... Deion Sanders vs. Dal. (12/30/90)
 60..... Ray Buchanan vs. T.B. (11/5/00)
 60..... Deion Sanders at T.B. (12/24/05)

LONGEST PUNT RETURNS (50+ YARDS)

79t..... Deion Sanders vs. Cin. (10/28/90)
 78t..... Kenjon Barner at Car. (11/07/19)
 77t..... Tom McCauley vs. N.O. (10/25/70)
 75t..... Allen Rossum at K.C. (10/24/04)
 75t..... John Mallory vs. Min. (12/20/70)
 74..... Darrien Gordon vs. Dal. (11/11/01)
 73..... Eric Weems at Oak. (9/18/16)
 72..... Allen Rossum vs. Phi. (11/2/03)
 72t..... Gerald Tinker vs. N.O. (9/29/74)
 71t..... Billy Johnson vs. NYJ (10/23/83)
 71..... Billy Johnson vs. LA Rams (11/21/82)
 70t..... Tim Dwight at Phi. (10/1/00)
 70t..... Tim Dwight vs. S.F. (1/3/00)
 68t..... Deion Sanders vs. LA Rams (9/10/89)
 67..... Darrien Gordon at Ind. (12/16/01)
 66t..... Eric Metcalf at Stl (10/12/95)
 62t..... Devin Hester vs. T.B. (9/18/14)
 61t..... Harry Douglas vs. Car. (11/23/08)
 60..... Dennis Pearson vs. Det. (9/23/79)
 68..... Lew Barnes vs. Phi. (10/30/88)
 59t..... Allen Rossum vs. Ten. (11/23/03)

TOP PERFORMERS

58t	Winslow Oliver vs. S.F. (12/12/99)
57	Ray Brown vs. Phi. (11/11/73)
57	Al Dodd vs. Chi. (10/13/74)
56	Kenny Johnson vs. Chi. (9/23/80)
55t	Eric Weems vs. Car (1/2/11)
51	Tony Smith vs. T.B. (10/31/93)

LONGEST FUMBLE RETURNS (50+ YARDS)

91t	Bob Glazebrook vs. NYG (9/12/82)
86	Osi Umenyiora at N.O. (12/21/14)
84t	Nate Stupar vs. Hou (10/4/15)
75t	Oliver Barnett vs. T.B. (11/17/91)
74t	Vic Beasley vs. Bal (12/2/18)
74t	Jim Weatherford vs. S.F. (10/19/69)
71t	Chuck Smith at N.E. (11/8/98)
69t	Jessie Tuggle vs. N.O. (12/3/92)
66t	DeAngelo Hall at N.O. (10/16/05)
65t	James Britt vs. LA Rams (10/26/86)
65t	Jessie Tuggle vs. Hou. (9/9/90)
64	Ray Edwards vs. Phi (9/18/11)
64t	Blane Gaison vs. S.F. (11/20/83)
60t	Tom Hayes vs. Oak. (12/5/71)
57t	Joel Williams vs. G.B. (9/13/81)
56t	DeAngello Hall at Ten. (10/7/07)
55t*	Jim Mitchell at Min. (11/28/71)
54t	John Mallory vs. LA Rams (10/17/71)
50t	Jim Mitchell vs. N.O. (10/5/75)

* Ball was fumbled by teammate and run in for a TD.

LONGEST KICKOFF RETURNS (90+ YARDS)

102t	Eric Weems vs. G.B. (1/15/11)
102t	Eric Weems at T.B. (12/5/10)
100t	Darrick Vaughn at Den. (9/10/00)
100t	Deion Sanders vs. S.F. (10/13/91)
100t	Dennis Pearson vs. Stl. (12/17/78)
99t	Byron Hanspard at S.D. (12/7/97)
99t	Deion Sanders vs. Was. (9/13/92)
99t	Ron Smith vs. Bal. (9/17/67)
97t	Tony Smith vs. Pitt. (9/27/93)
97t	Sylvester Stamps vs. S.F. (12/20/87)
96t	Darrick Vaughn at Stl. (1/6/02)
96t	Darrick Vaughn at Stl. (10/15/00)
94t	Cliff Austin vs. N.O. (10/20/85)
93t	Tim Dwight vs. Car. (10/4/98)
93t	Byron Hanspard at Sea. (11/30/97)
92	Jerious Norwood vs. Stl. (12/28/08)

* 2010 Divisional Playoff Game

LONGEST KICKOFF RETURNS (60+ YARDS)

91t	Allen Rossum vs. Sea (12/15/02)
88t	Darrick Vaughn at N.O. (12/17/00)
85	Jerious Norwood vs. Chi. (10/12/08)
82	Jim Butler vs. G.B. (11/22/71)
80	Ron Smith vs. Chi. (11/27/66)
76t	Keith Jones vs. Dal. (12/30/90)
76	Jerious Norwood at Ten. (10/7/07)
74	Sylvester Stamps vs. Hou. (10/25/87)
73t	Deion Sanders vs. Buf. (11/22/92)
72	Deion Sanders vs. N.O. (10/29/89)
66	Devin Hester vs Car (12/28/14)
62	Eric Weems vs. Chi. (10/18/09)
61	Adam Jennings vs. Sea. (12/30/07)

CAREER 100 & 300 YARD GAMES

CAREER 100-YARD RUSHING GAMES

Michael Turner	27
Gerald Riggs	25
William Andrews	2
Jamal Anderson	19
Warrick Dunn	19
Devonta Freeman	8
Michael Vick	8
Dave Hampton	7
Erric Pegram	4
Steve Broussard	3
Lynn Cain	3
Craig Heyward	3
Mike Rozier	3
John Settle	3
Jason Snelling	2
Jerious Norwood	2
Jim Butler	2
Sonny Collins	2
Haskel Stanback	2
Todd Gurley	1
Cliff Austin	1
Bubba Bean	1
Junior Coffey	1
T.J. Duckett	1
Byron Hanspard	1
Art Malone	1
Maurice Smith	1
Woody Thompson	1
Steven Jackson	1

Alfred Jenkins	16
Andre Rison	15
Terance Mathis	14
Calvin Ridley	11
Bert Emanuel	9
Michael Haynes	9
Stacey Bailey	8
Harry Douglas	6
Tony Martin	5
Billy Johnson	5
Tony Gonzalez	5
Wallace Francis	4
Alge Crumpler	4
Austin Hooper	3
Charlie Brown	3
Paul Flatley	3
Shawn Jefferson	3
Eric Metcalf	3
Ken Burrow	3
Brian Finneran	3
Jim Mitchell	3
William Andrews	3
Floyd Dixon	2
Tim Dwight	2
Russell Gage	1
Olamide Zaccheaus	1
Aldrick Robinson	1
Tevin Coleman	1
Leonard Hankerson	1
Jacob Tamme	1
Milton Barney	1
Lynn Cain	1
Wes Chesson	1
Shawn Collins	1
Arthur Cox	1
Warrick Dunn	1
Paul Gipson	1
Alex Hawkins	1
Drew Hill	1
Aubrey Matthews	1
Quentin McCord	1
Junior Miller	1
Peerless Price	1
Mike Pritchard	1
Laurent Robinson	1
Billy Ryckman	1
John Settle	1
Maurice Smith	1
George Thomas	1
Harmon Wages	1

CAREER 300-YARD PASSING GAMES

Matt Ryan	69
Steve Bartkowski	12
Chris Miller	8
Jeff George	6
Chris Chandler	4
Bobby Hebert	4
Bob Berry	3
Wade Wilson	3
Chris Redman	2
Michael Vick	2
Dave Archer	1
Joey Harrington	1
Doug Johnson	1
Erik Kramer	1
Mike Moroski	1

Arthur Cox	1
Warrick Dunn	1
Paul Gipson	1
Alex Hawkins	1
Drew Hill	1
Aubrey Matthews	1
Quentin McCord	1
Junior Miller	1
Peerless Price	1
Mike Pritchard	1
Laurent Robinson	1
Billy Ryckman	1
John Settle	1
Maurice Smith	1
George Thomas	1
Harmon Wages	1

CAREER 100-YARD RECEIVING GAMES

Julio Jones	58
Roddy White	39

YEARLY LEADERS

SCORING

YEAR	PLAYER	TD	XPM	XPA	FGM	FGA	TP
1966	LOU KIROUAC	0	19	24	9	18	46
1967	WADE TRAYNHAM	0	22	22	7	18	43
1968	BOB ETTER	0	17	19	11	21	50
1969	BOB ETTER	0	33	33	15	30	78
1970	KENNY VINYARD	0	23	26	9	25	50
1971	BILL BELL	0	29	33	13	21	68
1972	BILL BELL	0	31	31	16	30	79
1973	NICK MIKE-MAYER	0	34	34	26	38	112
1974	NICK MIKE-MAYER	0	12	12	9	16	39
1975	NICK MIKE-MAYER	0	30	33	4	10	42
1976	NICK MIKE-MAYER	0	20	20	10	21	50
1977	HASKEL STANBACK	6	0	0	0	0	36
1978	TIM MAZZETTI	0	18	18	13	16	57
1979	TIM MAZZETTI	0	31	37	13	25	70
1980	TIM MAZZETTI	0	46	49	19	27	103
1981	MICK LUCKHURST	0	51	51	21	33	114
1982	MICK LUCKHURST	0	21	22	10	14	51
1983	MICK LUCKHURST	0	43	45	17	22	94
1984	MICK LUCKHURST	0	31	31	20	27	91
1985	MICK LUCKHURST	0	29	29	24	31	101
1986	MICK LUCKHURST	0	21	21	14	24	63
1987	MICK LUCKHURST	0	17	17	9	13	44
1988	GREG DAVIS	0	25	27	19	30	82
1989	PAUL MCFADDEN	0	18	18	15	20	63
1990	GREG DAVIS	0	40	40	22	33	106
1991	NORM JOHNSON	0	38	39	19	23	95
1992	NORM JOHNSON	0	39	39	18	22	93
1993	NORM JOHNSON	0	34	34	26	27	112
1994	NORM JOHNSON	0	32	32	21	25	95
1995	MORTEN ANDERSEN	0	29	30	31	37	122
1996	MORTEN ANDERSEN	0	31	31	22	29	97
1997	MORTEN ANDERSEN	0	35	35	23	27	104
1998	MORTEN ANDERSEN	0	51	52	23	28	120
1999	MORTEN ANDERSEN	0	34	34	15	21	79
2000	MORTEN ANDERSEN	0	23	23	25	31	98
2001	JAY FEELY	0	28	28	29	37	115
2002	JAY FEELY	0	42	43	32	40	138
2003	JAY FEELY	0	32	33	19	27	89
2004	JAY FEELY	0	40	40	18	23	94
2005	TODD PETERSON	0	35	35	23	25	104
2006	MORTEN ANDERSEN	0	27	27	20	23	87
2007	MORTEN ANDERSEN	0	24	24	25	28	99
2008	JASON ELAM	0	42	42	29	31	129
2009	JASON ELAM	0	32	33	12	19	68
2010	MATT BRYANT	0	44	44	28	31	128
2011	MATT BRYANT	0	45	45	27	29	126
2012	MATT BRYANT	0	44	44	33	38	143
2013	MATT BRYANT	0	39	39	24	27	111
2014	MATT BRYANT	0	40	40	29	32	127
2015	DEVONTA FREEMAN	14	0	0	0	0	84
2016	MATT BRYANT	0	56	57	34	37	158
2017	MATT BRYANT	0	35	35	34	39	137
2018	MATT BRYANT	0	33	35	20	21	93
2019	YOUNGHOE KOO	0	15	16	23	26	84
2020	YOUNGHOE KOO	0	33	36	37	39	144

YEARLY LEADERS

PASSING (MINIMUM 100 ATTEMPTS)

YEAR	PLAYER	ATT	COMP	PCT	YDS	TD	INT
1966	RANDY JOHNSON	295	129	43.7	1,795	12	21
1967	RANDY JOHNSON	288	142	49.3	1,620	10	21
1968	BOB BERRY	153	81	52.9	1,433	7	13
1969	BOB BERRY	169	71	57.3	1,087	10	2
1970	BOB BERRY	269	156	58.0	1,806	16	13
1971	BOB BERRY	226	136	60.2	2,005	11	16
1972	BOB BERRY	277	154	55.6	2,158	13	12
1973	BOB LEE	230	120	52.2	1,786	10	8
1974	BOB LEE	172	78	45.3	852	3	14
1975	STEVE BARTKOWSKI	255	115	45.1	1,662	13	15
1976	STEVE BARTKOWSKI	120	57	47.5	677	2	9
1977	SCOTT HUNTER	151	70	46.4	898	2	3
1978	STEVE BARTKOWSKI	369	187	50.7	2,489	10	18
1979	STEVE BARTKOWSKI	379	203	53.6	2,502	17	20
1980	STEVE BARTKOWSKI	463	257	55.5	3,544	31	16
1981	STEVE BARTKOWSKI	533	297	55.7	3,830	30	23
1982	STEVE BARTKOWSKI	262	166	63.4	1,905	8	11
1983	STEVE BARTKOWSKI	432	274	63.4	3,167	22	5
1984	STEVE BARTKOWSKI	269	181	67.3	2,158	11	10
1985	DAVE ARCHER	312	161	51.6	1,992	7	17
1986	DAVE ARCHER	294	150	51.0	2,007	10	9
1987	SCOTT CAMPBELL	260	136	52.3	1,728	11	14
1988	CHRIS MILLER	351	184	52.4	2,133	11	12
1989	CHRIS MILLER	526	280	53.2	3,459	16	10
1990	CHRIS MILLER	388	222	57.2	2,735	17	14
1991	CHRIS MILLER	413	220	53.3	3,103	26	18
1992	CHRIS MILLER	253	152	60.1	1,739	15	6
1993	BOBBY HEBERT	430	263	61.2	2,978	24	17
1994	JEFF GEORGE	524	322	61.5	3,734	23	18
1995	JEFF GEORGE	557	336	60.3	4,143	24	11
1996	BOBBY HEBERT	488	294	60.2	3,152	22	25
1997	CHRIS CHANDLER	342	202	59.1	2,692	20	7
1998	CHRIS CHANDLER	327	190	58.1	3,154	25	12
1999	CHRIS CHANDLER	307	174	56.7	2,339	16	11
2000	CHRIS CHANDLER	331	192	58.0	2,236	10	12
2001	CHRIS CHANDLER	365	223	61.1	2,847	16	14
2002	MICHAEL VICK	421	231	54.9	2,936	16	8
2003	DOUG JOHNSON	243	136	56.0	1,655	8	12
2004	MICHAEL VICK	321	181	56.4	2,313	14	12
2005	MICHAEL VICK	387	214	55.3	2,412	15	13
2006	MICHAEL VICK	388	204	52.6	2,474	20	13
2007	JOEY HARRINGTON	348	215	61.8	2,215	7	8
2008	MATT RYAN	434	265	61.1	3,440	16	11
2009	MATT RYAN	451	263	58.3	2,916	22	14
2010	MATT RYAN	571	357	62.5	3,705	28	9
2011	MATT RYAN	566	347	61.3	4,177	29	12
2012	MATT RYAN	615	422	68.6	4,719	32	14
2013	MATT RYAN	651	439	67.4	4,515	26	17
2014	MATT RYAN	628	415	66.1	4,694	28	14
2015	MATT RYAN	614	407	66.3	4,591	21	16
2016	MATT RYAN	534	373	69.9	4,944	38	7
2017	MATT RYAN	529	342	64.7	4,095	20	12
2018	MATT RYAN	608	422	69.4	4,924	35	7
2019	MATT RYAN	616	408	66.2	4,466	26	14
2020	MATT RYAN	626	407	65.0	4,581	26	11

YEARLY LEADERS

RUSHING

YEAR	PLAYER	NO	YDS	AVG	LG	TD
1966	JUNIOR COFFEY	199	722	3.6	37	4
1967	JUNIOR COFFEY	180	722	4.0	20T	4
1968	JIM BUTLER	94	365	3.9	60T	2
1969	JIM BUTLER	163	655	4.0	39	3
1970	JIM BUTLER	166	636	3.8	33	0
1971	JIM BUTLER	186	594	3.2	19	2
1972	DAVE HAMPTON	230	995	4.3	56T	6
1973	DAVE HAMPTON	263	997	3.8	25	3
1974	DAVE HAMPTON	127	464	3.7	34	2
1975	DAVE HAMPTON	250	1,002	4.0	22	5
1976	BUBBA BEAN	124	428	3.5	30	2
1977	HASKEL STANBACK	247	873	3.4	35	6
1978	BUBBA BEAN	193	707	3.7	25	3
1979	WILLIAM ANDREWS	239	1,023	4.3	23	2
1980	WILLIAM ANDREWS	265	1,308	4.9	33	4
1981	WILLIAM ANDREWS	289	1,301	4.5	29	10
1982	WILLIAM ANDREWS	139	573	4.1	19T	5
1983	WILLIAM ANDREWS	331	1,567	4.7	27	7
1984	GERALD RIGGS	353	1,486	4.2	57	13
1985	GERALD RIGGS	297	1,719	4.3	50	10
1986	GERALD RIGGS	343	1,327	3.9	31	9
1987	GERALD RIGGS	203	875	4.3	44	2
1988	JOHN SETTLE	232	1,024	4.4	62	7
1989	JOHN SETTLE	179	689	3.8	20	3
1990	MIKE ROZIER	153	675	4.4	67	4
1991	STEVE BROUSSARD	99	449	4.5	36	4
1992	STEVE BROUSSARD	84	363	4.3	27	1
1993	ERRIC PEGRAM	292	1,185	4.1	29	3
1994	CRAIG HEYWARD	183	779	4.3	17	7
1995	CRAIG HEYWARD	236	1,083	4.6	31	6
1996	JAMAL ANDERSON	232	1,055	4.5	32T	5
1997	JAMAL ANDERSON	290	1,002	3.5	39	7
1998	JAMAL ANDERSON	410	1,846	4.5	48	14
1999	KEN OXENDINE	141	452	3.2	20	1
2000	JAMAL ANDERSON	282	1,024	3.6	42	6
2001	MAURICE SMITH	237	760	3.2	58	5
2002	WARRICK DUNN	230	927	4.0	59	7
2003	T.J. DUCKETT	197	779	4.0	55	11
2004	WARRICK DUNN	265	1,106	4.2	60	9
2005	WARRICK DUNN	280	1,416	5.1	65	3
2006	WARRICK DUNN	286	1,140	4.0	90T	4
2007	WARRICK DUNN	227	720	3.2	38	4
2008	MICHAEL TURNER	376	1,699	4.5	70	17
2009	MICHAEL TURNER	178	871	4.9	58T	10
2010	MICHAEL TURNER	334	1,371	4.1	55	12
2011	MICHAEL TURNER	301	1,340	4.5	81T	11
2012	MICHAEL TURNER	222	800	3.6	43	10
2013	STEVEN JACKSON	157	543	3.5	50	6
2014	STEVEN JACKSON	190	707	3.7	55	6
2015	DEVONTA FREEMAN	265	1,056	4.0	39	11
2016	DEVONTA FREEMAN	227	1,079	4.8	75	11
2017	DEVONTA FREEMAN	196	865	4.4	44	7
2018	TEVIN COLEMAN	167	800	4.8	65	4
2019	DEVONTA FREEMAN	184	656	3.6	28	2
2020	TODD GURLEY	195	678	3.5	35T	9

YEARLY LEADERS

RECEIVING

YEAR	PLAYER	NO	YDS	AVG	LG	TD
1966	ALEX HAWKINS	44	661	15.0	42	2
1967	TOMMY MCDONALD	33	436	13.2	75	4
1968	JERRY SIMMONS	28	479	17.1	61	0
1969	PAUL FLATLEY	45	834	18.5	71	6
1970	JIM MITCHELL	44	650	14.8	51	6
1971	ART MALONE	34	380	11.2	46	2
	KEN BURROW	33	741	22.5	84	6
1972	ART MALONE	50	585	11.7	57	2
1973	JIM MITCHELL	32	420	13.1	50	0
	KEN BURROW	31	567	18.3	57	7
1974	KEN BURROW	34	545	16.0	48	1
1975	ALFRED JENKINS	38	767	20.2	68	6
1976	ALFRED JENKINS	41	710	17.3	34	6
1977	ALFRED JENKINS	39	677	17.4	73	4
1978	WALLACE FRANCIS	45	695	15.4	54	3
	BILLY RYCKMAN	45	679	15.1	59	2
1979	WALLACE FRANCIS	74	1,013	13.7	42	8
1980	ALFRED JENKINS	57	1,025	18.0	57	6
1981	WILLIAM ANDREWS	81	736	9.1	70	2
	ALFRED JENKINS	70	1,358	19.4	67	13
1982	WILLIAM ANDREWS	42	503	12.0	86T	2
1983	BILLY JOHNSON	64	709	11.1	47T	4
	STACEY BAILEY	55	881	16.0	53	6
1984	STACEY BAILEY	67	1,138	17.0	61	6
1985	BILLY JOHNSON	62	830	13.4	62T	5
1986	CHARLIE BROWN	63	918	14.6	42	4
1987	FLOYD DIXON	36	600	16.7	51T	5
1988	JOHN SETTLE	68	570	8.4	27	1
1989	SHAWN COLLINS	58	862	14.9	47	3
1990	ANDRE RISON	82	1,208	14.7	75T	10
1991	ANDRE RISON	81	976	12.0	39T	12
1992	ANDRE RISON	93	1,121	12.1	71T	11
1993	ANDRE RISON	86	1,242	14.4	53T	15
1994	TERANCE MATHIS	111	1,342	12.1	81	11
1995	ERIC METCALF	104	1,189	11.4	62T	8
1996	BERT EMANUEL	75	921	12.3	53	6
1997	BERT EMANUEL	65	991	15.2	56	9
1998	TONY MARTIN	66	1,181	17.9	62	6
	TERANCE MATHIS	64	1,136	17.8	78T	11
1999	TERANCE MATHIS	81	1,016	12.5	52	6
2000	SHAWN JEFFERSON	60	822	13.7	49	2
2001	TERANCE MATHIS	51	564	11.1	34	2
2002	BRIAN FINNERAN	56	838	15.0	47	6
2003	PEERLESS PRICE	64	838	13.1	49	3
2004	ALGE CRUMPLER	48	774	16.1	49T	6
2005	ALGE CRUMPLER	65	877	13.5	48	58
2006	ALGE CRUMPLER	56	780	13.9	46	8
2007	RODDY WHITE	83	1,202	14.5	69T	6
2008	RODDY WHITE	88	1,382	15.7	70T	7

YEARLY LEADERS

RECEIVING

YEAR	PLAYER	NO	YDS	AVG	LG	TD
2009	RODDY WHITE	85	1,153	13.6	90T	11
2010	RODDY WHITE	115	1,389	12.1	46	10
2011	RODDY WHITE	100	1,296	13.0	43	8
2012	TONY GONZALEZ	93	930	10.0	25	8
	RODDY WHITE	92	1,351	14.7	59	7
2013	HARRY DOUGLAS	85	1,067	12.6	80	2
2014	JULIO JONES	104	1,593	15.3	79	6
2015	JULIO JONES	136	1,871	13.8	82T	8
2016	JULIO JONES	83	1,409	17.0	75	6
2017	JULIO JONES	88	1,444	16.4	53	3
2018	JULIO JONES	113	1,677	14.8	58	8
2019	JULIO JONES	99	1,394	14.1	54T	6
2020	CALVIN RIDLEY	90	1,374	15.3	63	9



WR Julio Jones set franchise records for receptions and receiving yards in 2015.

YEARLY LEADERS

PUNT RETURNS

YEAR	PLAYER	NO	YDS	AVG	LG	TD
1966	RON SMITH	11	80	7.3	23	0
1967	RON SMITH	20	92	4.6	26	0
1968	JIM BURSON	11	56	5.1	17	0
1969	JOHN MALLORY	13	42	3.2	15	0
1970	JOHN MALLORY	17	203	11.9	75T	1
1971	WILLIE BELTON	30	163	5.4	32	0
1972	WILLIE BELTON	17	110	6.5	34	0
1973	RAY BROWN	40	360	9.0	57	0
1974	AL DODD	27	344	12.7	57	0
1975	MACK HERRON	10	94	9.4	24	0
1976	ROLLAND LAWRENCE	54	376	7.0	24	0
1977	ROLLAND LAWRENCE	51	352	6.9	37	0
1978	BILLY RYCKMAN	28	227	8.1	38	0
1979	DENNIS PEARSON	12	115	9.6	60	0
1980	KENNY JOHNSON	23	281	12.2	56	0
1981	SCOTT WOERNER	33	278	8.4	38	0
1982	BILLY JOHNSON	24	273	11.4	71	0
1983	BILLY JOHNSON	46	489	10.6	71T	1
1984	BILLY JOHNSON	15	152	10.1	37	0
1985	ANTHONY ALLEN	21	141	6.7	19	0
1986	FLOYD DIXON	26	151	5.8	16	0
1987	BILLY JOHNSON	21	168	8.0	45	0
1988	LEW BARNES	34	307	9.0	68	0
1989	DEION SANDERS	28	307	11.0	68T	1
1990	DEION SANDERS	29	250	8.6	79T	1
1991	DEION SANDERS	21	170	8.1	23	0
1992	TONY SMITH	16	155	9.7	45	0
1993	TONY SMITH	32	255	8.0	51	0
1994	CLARENCE VERDIN	23	113	4.9	29	0
1995	ERIC METCALF	39	383	9.8	66T	1
1996	ERIC METCALF	27	296	11.0	39	0
1997	TODD KINCHEN	52	446	8.6	38	0
1998	TIM DWIGHT	31	263	8.5	23	0
1999	TIM DWIGHT	20	220	11.0	70T	1
2000	TIM DWIGHT	33	309	9.4	70T	1
2001	DARRIEN GORDON	31	437	14.1	74	0
2002	ALLEN ROSSUM	24	288	12.0	36	0
2003	ALLEN ROSSUM	39	545	14.0	72	1
2004	ALLEN ROSSUM	37	457	12.4	75T	1
2005	ALLEN ROSSUM	17	145	8.5	29	0
2006	ALLEN ROSSUM	37	288	7.8	41	0
2007	ADAM JENNINGS	30	186	6.2	23	0
2008	HARRY DOUGLAS	19	226	11.9	61T	1
2009	ERIC WEEMS	27	270	10.0	28	0
2010	ERIC WEEMS	18	230	12.8	55T	1
2011	ERIC WEEMS	32	315	9.8	42	0
2012	DOMINIQUE FRANKS	21	163	7.8	28	0
2013	ROBERT MCCLAIN	19	193	10.2	25	0
2014	DEVIN HESTER	18	240	13.3	68	1
2015	ERIC WEEMS	19	221	11.6	41	0
2016	ERIC WEEMS	24	273	11.4	73	0
2017	ANDRE ROBERTS	27	201	7.4	27	0
2018	JUSTIN HARDY	20	147	7.4	18	0
2019	KENJON BARNER	35	267	7.6	78T	1
2020	BRANDON POWELL	17	152	8.9	24	0

YEARLY LEADERS

KICKOFF RETURNS

YEAR	PLAYER	NO	YDS	AVG	LG	TD
1966	RON SMITH	43	1,013	23.6	80	0
1967	RON SMITH	39	976	25.0	99T	1
1968	JIM BUTLER	37	799	21.6	42	0
1969	CHARLIE BRYANT	21	407	19.4	39	0
1970	JIM BUTLER	14	284	20.3	29	0
1971	WILLIE BELTON	28	706	25.2	58	0
1972	DAVE HAMPTON	25	535	21.0	52	0
1973	JOE WASH.	20	432	21.6	30	0
1974	GERALD TINKER	29	704	24.3	59	0
1975	GERALD TINKER	13	307	23.6	33	0
1976	ROLLAND LAWRENCE	21	521	24.8	36	0
1977	KARL FARMER	23	466	20.3	30	0
1978	DENNIS PEARSON	25	662	26.7	100T	1
1979	DENNIS PEARSON	30	577	19.2	29	0
1980	REGGIE SMITH	25	512	20.5	35	0
1981	REGGIE SMITH	47	1,143	24.3	52	0
1982	REGGIE BROWN	24	466	19.4	33	0
1983	KENANY JOHNSON	11	224	20.4	28	0
1984	SYLVESTER STAMPS	19	452	23.8	50	0
1985	CLIFF AUSTIN	39	838	21.5	94T	1
1986	SYLVESTER STAMPS	24	514	21.4	35	0
1987	SYLVESTER STAMPS	24	660	27.5	97T	1
1988	EVAN COOPER	16	331	20.7	28	0
1989	DEION SANDERS	35	725	20.7	72	0
1990	DEION SANDERS	39	851	21.8	50	0
1991	DEION SANDERS	26	576	22.2	100T	1
1992	DEION SANDERS	40	1,067	26.7	99T	2
1993	TONY SMITH	38	948	24.9	97T	1
1994	CLARENCE VERDIN	44	1,026	23.3	69	0
1995	ROELL PRESTON	30	627	20.9	44	0
1996	ERIC METCALF	49	1,034	21.1	55	0
1997	BYRON HANSPARD	40	987	24.7	99T	2
1998	TIM DWIGHT	36	973	27.0	93T	1
1999	TIM DWIGHT	44	944	21.5	40	0
2000	DARRICK VAUGHN	39	1,082	27.7	100T	3
2001	DARRICK VAUGHN	61	1,491	24.4	96T	1
2002	ALLEN ROSSUM	53	1,164	22.0	91T	1
2003	ALLEN ROSSUM	62	1,291	20.8	52	0
2004	ALLEN ROSSUM	58	1,250	21.6	49	0
2005	ALLEN ROSSUM	31	702	22.6	47	0
2006	ALLEN ROSSUM	46	1,082	23.5	51	0
2007	JERIOUS NORWOOD	52	1,317	25.3	76	0
2008	JERIOUS NORWOOD	51	1,311	25.7	92	0
2009	ERIC WEEMS	48	1,214	25.3	62	0
2010	ERIC WEEMS	40	1,100	27.5	102T	1
2011	ERIC WEEMS	24	563	23.5	37	0
2012	JACQUIZZ RODGERS	23	592	25.7	77	0
2013	JACQUIZZ RODGERS	25	575	23.0	34	0
2014	DEVIN HESTER	45	1,128	25.1	66	0
2015	ERIC WEEMS	15	403	26.9	50	0
2016	ERIC WEEMS	17	391	23.0	42	0
2017	ANDRE ROBERTS	38	860	22.6	61	0
2018	MARVIN HALL	26	616	23.7	53	0
2019	KENJON BARNER	17	406	23.9	47	0
2020	BRANDON POWELL	17	343	20.2	29	0

YEARLY LEADERS

TACKLES

YEAR	PLAYER	TACKLES
1966	TOMMY NOBIS (173 SOLO)	296
1967	TOMMY NOBIS (41 SOLO)	67
1968	TOMMY NOBIS (39 SOLO)	69
1969	GREG BREZINA (22 SOLO)	38
1970	TOMMY NOBIS (48 SOLO)	94
1971	DON HANSEN (43 SOLO)	95
1972	GREG BREZINA (80 SOLO)	130
1973	GREG BREZINA (89 SOLO)	135
1974	TOMMY NOBIS (121 SOLO)	183
1975	TOMMY NOBIS (91 SOLO)	115
1976	TOMMY NOBIS (100 SOLO)	134
1977	GREG BREZINA (67 SOLO)	90
1978	FULTON KUYKENDALL (98 SOLO)	284
1979	ROBERT PENNYWELL (77 SOLO)	109
1980	BUDDY CURRY (80 SOLO)	145
1981	BUDDY CURRY (107 SOLO)	135
1982	BUDDY CURRY (38 SOLO)	61
1983	BUDDY CURRY (127 SOLO)	229
1984	RICK BRYAN (78 SOLO)	125
1985	BUDDY CURRY (82 SOLO)	137
1986	BUDDY CURRY (84 SOLO)	157
1987	JOHN RADE (55 SOLO)	123
1988	JOHN RADE (67 SOLO)	137
1989	JESSIE TUGGLE (112 SOLO)	183
1990	JESSIE TUGGLE (99 SOLO)	201
1991	JESSIE TUGGLE (106 SOLO)	207
1992	JESSIE TUGGLE (90 SOLO)	193
1993	JESSIE TUGGLE (120 SOLO)	185
1994	JESSIE TUGGLE (111 SOLO)	195
1995	JESSIE TUGGLE (120 SOLO)	180
1996	JESSIE TUGGLE (108 SOLO)	184
1997	JESSIE TUGGLE (123 SOLO)	123
1998	CORNELIUS BENNETT (80 SOLO)	121
1999	JESSIE TUGGLE (85 SOLO)	122
2000	MARTY CARTER (86 SOLO)	131
2001	KEITH BROOKING (110 SOLO)	167
2002	KEITH BROOKING (100 SOLO)	212
2003	KEITH BROOKING (130 SOLO)	207
2004	KEITH BROOKING (71 SOLO)	144
2005	KEITH BROOKING (88 SOLO)	148
2006	KEITH BROOKING (88 SOLO)	165
2007	KEITH BROOKING (82 SOLO)	127
2008	KEITH BROOKING (80 SOLO)	133
2009	CURTIS LOFTON (118 SOLO)	160
2010	CURTIS LOFTON (101 SOLO)	142
2011	CURTIS LOFTON (95 SOLO)	159
2012	STEPHEN NICHOLAS (85 SOLO)	116
2013	PAUL WORRILOW (92 SOLO)	137
2014	PAUL WORRILOW (84 SOLO)	142
2015	PAUL WORRILOW (67 SOLO)	95
2016	DEION JONES (75 SOLO)	106
2017	DEION JONES (91 SOLO)	138
2018	DE'VONDRE CAMPBELL (63 SOLO)	94
2019	DE'VONDRE CAMPBELL (75 SOLO)	129
2020	FOYESADE OLUOKUN	116

SACKS

YEAR	PLAYER	TACKLES
1966	SAM WILLIAMS	7.5
1967	RALPH HECK/JIM NORTON	4.5
1968	CLAUDE HUMPHREY	11.5
1969	CLAUDE HUMPHREY	9.5
1970	CLAUDE HUMPHREY/JOHN ZOOK	9.0
1971	CLAUDE HUMPHREY	12.0
1972	JOHN ZOOK	6.5
1973	CLAUDE HUMPHREY	10.0
1974	CLAUDE HUMPHREY	12.5
1975	JOHN ZOOK	10.0
1976	CLAUDE HUMPHREY	15.0
1977	JEFF MERROW/CLAUDE HUMPHREY	10.0
1978	GREG BREZINA	9.0
1979	DON SMITH	9.0
1980	JOEL WILLIAMS	16.0
1981	AL RICHARDSON	10.0
1982	DON SMITH	3.5
1983	MIKE PITTS	7.0
1984	DON SMITH	6.5
1985	RICK BRYAN	7.5
1986	RICK BRYAN	7.0
1987	BUDDY MOORE	4.0
1988	AUNDRAY BRUCE	6.0
1989	MARCUS COTTON	9.0
1990	TIM GREEN	6.0
1991	TIM GREEN	5.0
1992	DARION CONNER	7.0
1993	PIERCE HOLT	6.5
1994	CHUCK SMITH	11.0
1995	CHRIS DOLEMAN	9.0
1996	CLAY MATTHEWS	6.5
1997	CHUCK SMITH	12.0
1998	LESTER ARCHAMBEAU	10.0
1999	CHUCK SMITH	10.0
2000	TRAVIS HALL/BRADY SMITH	4.5
2001	PATRICK KERNEY	12.0
2002	PATRICK KERNEY	10.5
2003	ELLIS JOHNSON	8.0
2004	PATRICK KERNEY	13.0
2005	ROD COLEMAN	10.5
2006	ROD COLEMAN	6.0
2007	JOHN ABRAHAM	10.0
2008	JOHN ABRAHAM	16.5
2009	JONATHAN BABINEAUX	6.0
2010	JOHN ABRAHAM	13.0
2011	JOHN ABRAHAM	9.5
2012	JOHN ABRAHAM	10.0
2013	OSI UMENIYORA	7.5
2014	KROY BIERMANN	4.5
2015	VIC BEASLEY JR.	4.0
2016	VIC BEASLEY JR.	15.5
2017	ADRIAN CLAYBORN	9.5
2018	TAKKARIST MCKINLEY	7.0
2019	VIC BEASLEY JR.	8.0
2020	DEION JONES	4.0

YEARLY LEADERS

ALL PURPOSE YARDS

YEAR	PLAYER	RUSH	REC	PT RET	KO RET	INT RET	TOTAL
1966	RON SMITH	0	0	80	1,013	0	1,093
1967	RON SMITH	42	227	92	976	0	1,337
1968	JIM BUTLER	365	127	0	799	0	1,291
1969	JIM BUTLER	655	297	0	405	0	1,357
1970	JIM BUTLER	636	151	0	284	0	1,071
1971	WILLIE BELTON	237	22	163	706	0	1,128
1972	DAVE HAMPTON	995	244	0	535	0	1,774
1973	DAVE HAMPTON	997	273	0	258	0	1,528
1974	GERALD TINKER	5	12	195	704	0	916
1975	DAVE HAMPTON	1,002	195	0	0	0	1,197
1976	ROLLAND LAWRENCE	0	0	372	521	0	893
1977	HASKEL STANBACK	873	261	0	0	0	1,134
1978	BUBBA BEAN	707	209	0	0	0	916
1979	WILLIAM ANDREWS	1,023	309	0	0	0	1,332
1980	WILLIAM ANDREWS	1,308	456	0	0	0	1,764
1981	WILLIAM ANDREWS	1,301	736	0	0	0	2,037
1982	WILLIAM ANDREWS	573	503	0	0	0	1,076
1983	WILLIAM ANDREWS	1,567	609	0	0	0	2,176
1984	GERALD RIGGS	1,486	277	0	0	0	1,763
1985	GERALD RIGGS	1,719	267	0	0	0	1,986
1986	GERALD RIGGS	1,327	136	0	0	0	1,463
1987	GERALD RIGGS	875	199	0	0	0	1,074
1988	JOHN SETTLE	1,024	570	0	0	0	1,594
1989	DEION SANDERS	0	8	307	725	52	1,076
1990	DEION SANDERS	0	0	250	851	153	1,254
1991	MICHAEL HAYNES	0	1,122	0	0	0	1,122
1992	DEION SANDERS	4	45	41	1,067	0	1,149
1993	ERRIC PEGRAM	1,185	302	0	63	0	1,550
1994	TERANCE MATHIS	0	1,342	0	0	0	1,342
1995	ERIC METCALF	133	1,189	383	278	0	1,983
1996	ERIC METCALF	8	599	296	1,034	0	1,937
1997	BYRON HANSPARD	335	53	0	987	0	1,375
1998	JAMAL ANDERSON	1,846	319	0	0	0	2,165
1999	TIM DWIGHT	28	669	220	944	0	1,861
2000	JAMAL ANDERSON	1,024	382	0	0	0	1,406
2001	DARRICK VAUGHN	0	0	0	1,491	0	1,491
2002	ALLEN ROSSUM	0	0	288	1,164	0	1,452
2003	ALLEN ROSSUM	0	0	545	1,291	0	1,836
2004	ALLEN ROSSUM	0	0	457	1,250	0	1,707
2005	WARRICK DUNN	1,416	220	0	0	0	1,636
2006	WARRICK DUNN	1,140	170	0	0	0	1,310
2007	JERIOUS NORWOOD	613	277	0	1,317	0	2,207
2008	JERIOUS NORWOOD	489	338	0	1,311	0	2,138
2009	ERIC WEEMS	53	50	270	1,214	0	1,587
2010	MICHAEL TURNER	1,371	85	0	0	0	1,456
2011	MICHAEL TURNER	1,340	168	0	0	0	1,508
2012	JACQUIZZ RODGERS	362	402	0	592	0	1,356
2013	JACQUIZZ RODGERS	332	341		575	0	1,248
2014	DEVIN HESTER	36	504	240	1,128	0	1,908
2015	JULIO JONES	0	1,871	0	0	0	1,871
2016	DEVONTA FREEMAN	1,079	462	0	0	0	1,541
2017	JULIO JONES	15	1,444	0	0	0	1,459
2018	JULIO JONES	12	1,677	0	0	0	1,689
2019	JULIO JONES	-3	1,394	0	0	0	1,391
2020	CALVIN RIDLEY	1	1,374	0	0	0	1,375

OFFENSIVE & DEFENSIVE RANKINGS

OFFENSE

BY YARDS 1970-2020 (NFL RANK)

YEAR	TOTAL	RUSH	PASS
2020	368.4 (18)	95.8 (27)	272.7 (5)
2019	379.7 (5)	85.1 (30)	294.6 (3)
2018	389.1 (6)	98.3 (27)	290.8 (4)
2017	364.8 (8)	115.4 (13)	249.4 (8)
2016	415.8 (2)	120.5 (5)	295.3 (3)
2015	374.1 (7)	100.4 (19)	273.7 (6)
2014	378.2 (8)	93.6 (24)	284.6 (5)
2013	343.1 (14)	77.9 (32)	265.2 (7)
2012	369.1 (8)	87.3 (29)	281.8 (6)
2011	376.6 (10)	114.6 (17)	262.0 (8)
2010	341.1 (16)	118.2 (12)	222.9 (15)
2009	340.4 (16)	117.3 (15)	223.2 (14)
2008	361.2 (6)	152.7 (2)	208.5 (14)
2007	301.0 (23)	95.0 (26)	206.0 (18)
2006	331.9 (12)	183.7 (1)	148.2 (32)
2005	326.6 (12)	159.1 (1)	167.4 (27)
2004	317.8 (20)	167.0 (1)	150.8 (30)
2003	272.3 (29)	121.8 (14)	150.5 (31)
2002	345.9 (14)	148.0 (4)	197.9 (23)
2001	316.9 (15)	110.8 (16)	206.1 (17)
2000	249.6 (30)	75.9 (28)	173.8 (24)
1999	283.9 (27)	74.8 (30)	209.1 (17)
1998	342.9 (7)	131.3 (6)	211.6 (11)
1997	294.8 (23)	102.7 (19)	192.1 (22)
1996	319.8 (17)	91.3 (27)	228.4 (9)
1995	348.7 (10)	87.1 (27)	261.6 (6)
1994	335.1 (7)	78.1 (28)	257.0 (5)
1993	319.4 (11)	99.4 (23)	220.0 (6)
1992	306.4 (10)	79.4 (27)	227.1 (4)
1991	319.6 (8)	104.0 (16)	215.6 (6)
1990	315.9 (10)	99.6 (21)	216.3 (6)
1989	291.8 (24)	72.2 (28)	219.6 (9)
1988	286.4 (25)	126.0 (14)	160.4 (25)
1987	271.1 (28)	86.5 (28)	184.5 (22)
1986	319.1 (17)	157.8 (3)	161.4 (25)
1985	310.0 (20)	154.1 (3)	155.9 (27)
1984	315.3 (19)	124.6 (15)	190.6 (20)
1983	351.8 (8)	139.0 (11)	212.8 (11)
1982	329.2 (9)	131.2 (9)	198.0 (18)
1981	354.0 (7)	122.8 (18)	231.2 (5)
1980	353.1 (3)	150.3 (5)	202.8 (9)
1979	308.1 (17)	137.5 (16)	170.6 (15)
1978	253.9 (26)	103.8 (27)	150.1 (16)
1977	231.9 (25)	135.0 (17)	96.9 (27)
1976	221.6 (27)	120.6 (25)	101.0 (28)
1975	275.8 (20)	128.1 (19)	147.6 (19)
1974	200.0 (26)	106.6 (21)	93.4 (26)
1973	288.4 (15)	145.5 (10)	142.9 (12)
1972	286.5 (16)	149.4 (9)	137.1 (20)
1971	282.8 (15)	121.6 (16)	161.1 (11)
1970	245.1 (23)	114.3 (15)	130.8 (23)

DEFENSE

BY YARDS 1970-2020 (NFL RANK)

YEAR	TOTAL	RUSH	PASS
2020	398.4 (29)	104.8 (6)	293.6 (32)
2019	355.8 (20)	110.9 (15)	244.9 (11)
2018	384.5 (28)	124.9 (25)	259.6 (27)
2017	318.4 (9)	104.1 (9)	214.3 (12)
2016	371.2 (25)	104.5 (17)	266.7 (28)
2015	347.6 (16)	105.0 (14)	242.6 (18)
2014	378.2 (8)	93.6 (24)	284.6 (5)
2013	343.1 (14)	77.9 (32)	265.2 (7)
2012	369.1 (8)	87.3 (29)	281.8 (6)
2011	376.6 (10)	114.6 (17)	262.0 (8)
2010	341.1 (16)	118.2 (12)	222.9 (15)
2009	340.4 (16)	117.3 (15)	223.2 (14)
2008	361.2 (6)	152.7 (2)	208.5 (14)
2007	301.0 (23)	95.0 (26)	206.0 (18)
2006	331.9 (12)	183.7 (1)	148.2 (32)
2005	326.6 (12)	159.1 (1)	167.4 (27)
2004	317.8 (20)	167.0 (1)	150.8 (30)
2003	272.3 (29)	121.8 (14)	150.5 (31)
2002	345.9 (14)	148.0 (4)	197.9 (23)
2001	316.9 (15)	110.8 (16)	206.1 (17)
2000	249.6 (30)	75.9 (28)	173.8 (24)
1999	283.9 (27)	74.8 (30)	209.1 (17)
1998	342.9 (7)	131.3 (6)	211.6 (11)
1997	294.8 (23)	102.7 (19)	192.1 (22)
1996	319.8 (17)	91.3 (27)	228.4 (9)
1995	348.7 (10)	87.1 (27)	261.6 (6)
1994	335.1 (7)	78.1 (28)	257.0 (5)
1993	319.4 (11)	99.4 (23)	220.0 (6)
1992	306.4 (10)	79.4 (27)	227.1 (4)
1991	319.6 (8)	104.0 (16)	215.6 (6)
1990	315.9 (10)	99.6 (21)	216.3 (6)
1989	291.8 (24)	72.2 (28)	219.6 (9)
1988	286.4 (25)	126.0 (14)	160.4 (25)
1987	271.1 (28)	86.5 (28)	184.5 (22)
1986	319.1 (17)	157.8 (3)	161.4 (25)
1985	310.0 (20)	154.1 (3)	155.9 (27)
1984	315.3 (19)	124.6 (15)	190.6 (20)
1983	351.8 (8)	139.0 (11)	212.8 (11)
1982	329.2 (9)	131.2 (9)	198.0 (18)
1981	354.0 (7)	122.8 (18)	231.2 (5)
1980	353.1 (3)	150.3 (5)	202.8 (9)
1979	308.1 (17)	137.5 (16)	170.6 (15)
1978	253.9 (26)	103.8 (27)	150.1 (16)
1977	231.9 (25)	135.0 (17)	96.9 (27)
1976	221.6 (27)	120.6 (25)	101.0 (28)
1975	275.8 (20)	128.1 (19)	147.6 (19)
1974	200.0 (26)	106.6 (21)	93.4 (26)
1973	288.4 (15)	145.5 (10)	142.9 (12)
1972	286.5 (16)	149.4 (9)	137.1 (20)
1971	282.8 (15)	121.6 (16)	161.1 (11)
1970	245.1 (23)	114.3 (15)	130.8 (23)

ALL-TIME STARTING QUARTERBACKS

YEAR-BY-YEAR RESULTS

1966	Randy Johnson	3-8			
	Dennis Claridge	0-3			
1967	Randy Johnson	1-10-1			
	Steve Sloan	0-1			
	Terry Nofsinger	0-1			
1968	Randy Johnson	1-6			
	Bob Berry	1-6			
1969	Bob Berry	4-3			
	Randy Johnson	2-3			
	Bruce Lemmerman	0-2			
1970	Bob Berry	3-7-2			
	Randy Johnson	1-1			
1971	Bob Berry	4-6-1			
	Dick Shiner	3-0			
1972	Bob Berry	7-7			
1973	Bob Lee	8-2			
	Dick Shiner	1-3			
1974	Bob Lee	2-6			
	Pat Sullivan	0-4			
	Kim McQuilken	1-1			
1975	Steve Bartkowski	4-7			
	Kim McQuilken	0-2			
	Pat Sullivan	0-1			
1976	Steve Bartkowski	1-4			
	Kim McQuilken	1-2			
	Scott Hunter	2-4			
1977	Scott Hunter	4-3			
	Steve Bartkowski	3-4			
1978	Steve Bartkowski	8-5			
	June Jones	1-2			
1979	Steve Bartkowski	6-8			
	June Jones	0-2			
1980	Steve Bartkowski	12-4			
1981	Steve Bartkowski	7-9			
1982	Steve Bartkowski	5-4			
1983	Steve Bartkowski	6-8			
	Mike Moroski	1-1			
1984	Steve Bartkowski	3-8			
	Mike Moroski	1-4			
1985	Steve Bartkowski	0-5			
	Dave Archer	4-7			
1986	Dave Archer	5-4-1			
	Turk Schonert	2-3			
1987	Dave Archer	0-1			
	Scott Campbell	2-7			
	Erik Kramer	1-2			
	Chris Miller	0-2			
1988	Chris Miller	5-8			
	Steve Dils	0-3			
1989	Chris Miller	3-12			
	Hugh Millen	0-1			
1990	Chris Miller	3-9			
	Scott Campbell	0-2			
	Hugh Millen	2-0			
1991	Chris Miller	9-5			
	Billy Joe Tolliver	1-1			
1992	Chris Miller	3-5			
	Billy Joe Tolliver	2-3			
	Wade Wilson	1-2			
1993	Bobby Hebert	5-9			
	Chris Miller	0-1			
	Billy Joe Tolliver	1-0			
1994	Jeff George	7-9			
1995	Jeff George	9-7			
1996	Bobby Hebert	3-10			
	Jeff George	0-3			
1997	Chris Chandler	7-7			
	Billy Joe Tolliver	0-1			
	Tony Graziani	0-1			
1998	Chris Chandler	13-1			
	Steve DeBerg	0-1			
	Tony Graziani	1-0			
1999	Chris Chandler	4-8			
	Tony Graziani	1-2			
	Danny Kanell	0-1			
2000	Chris Chandler	4-9			
	Doug Johnson	0-2			
	Danny Kanell	0-1			
2001	Chris Chandler	6-8			
	Michael Vick	1-1			
2002	Michael Vick	8-6-1			
	Doug Johnson	1-0			
2003	Doug Johnson	1-7			
	Kurt Kittner	1-3			
	Michael Vick	3-1			
2004	Michael Vick	10-5			
	Matt Schaub	0-1			
2005	Michael Vick	8-7			
	Matt Schaub	0-1			
2006	Michael Vick	7-9			
2007	Joey Harrington	3-7			
	Chris Redman	1-3			
	Byron Leftwich	0-2			
2008	Matt Ryan	11-5			
2009	Matt Ryan	9-5			
	Chris Redman	0-2			
2010	Matt Ryan	13-3			
2011	Matt Ryan	10-6			
2012	Matt Ryan	13-3			
2013	Matt Ryan	4-12			
2014	Matt Ryan	6-10			
2015	Matt Ryan	8-8			
2016	Matt Ryan	11-5			
2017	Matt Ryan	10-6			
2018	Matt Ryan	7-9			
2019	Matt Ryan	7-8			
	Matt Schaub	0-1			
2020	Matt Ryan	4-12			

PRESEASON RESULTS

1966 [1-4]

Philadelphia at Atlanta (20,072)	7-9
Atlanta at St. Louis (34,303)	10-20
NY Giants at Atlanta (Nashville - 20,945)	7-14
Cleveland at Atlanta (48,548)	3-42
San Francisco vs. Atlanta (Columbia - 21,780)	24-17

1967 [2-2-1]

Atlanta at NY Giants (Ithaca - 20,000)	10-10
Atlanta at Miami (50,822)	27-17
Cleveland at Atlanta (52,240)	34-31
Atlanta vs. Minnesota (Cleveland - 84,236)	3-16
Atlanta at New Orleans (67,486)	14-27

1968 [1-4]

Atlanta vs. Washington (Tampa - 42,180)	14-16
Atlanta vs. NY Giants (Nashville - 14,555)	13-17
Atlanta vs. NY Jets (Birmingham - 27,406)	12-27
NO at Atlanta (49,832)	16-10
Atlanta at Miami (36,122)	13-19

1969 [2-4]

Philadelphia vs. Atlanta (Portland - 21,625)	13-7
Atlanta at Boston (24,084)	34-16
Washington at Atlanta (56,990)	7-24
Atlanta at New Orleans (69,898)	17-21
Atlanta at Kansas City (37,273)	10-14
Atlanta vs. G.B. (Canton - 17,411)	24-38

1970 [4-1]

NY Jets vs. Atlanta (Winston-Salem - 19,700)	33-7
Atlanta at Washington (35,186)	13-21
Kansas City at Atlanta (56,990)	22-17
Atlanta at Buffalo (30,869)	10-7
Atlanta at Miami (50,259)	20-17

1971 [3-2]

Atlanta at Kansas City (37,403)	10-12
Denver vs. Atlanta (Memphis - 22,474)	27-10
Buffalo at Atlanta (53,090)	35-24
Atlanta at New England (48,631)	45-35
Atlanta at San Diego (32,555)	14-21

1972 [1-4]

Atlanta at San Diego (41,404)	7-30
Pittsburgh at Atlanta (53,288)	17-31
Atlanta at Miami (75,372)	10-24

New York Jets at Atlanta (37,806)	3-9
Atlanta at Cincinnati (55,804)	44-14

1973 [2-3]

Atlanta vs. Baltimore (57,122)	10-34
Atlanta vs. New England (56,238)	10-27
Atlanta vs. Cleveland (Knoxville - 40,831)	20-17
Atlanta vs. Cincinnati (55,863)	31-20
Atlanta at Pittsburgh (50,350)	0-19

1974 [4-2]

Atlanta at Philadelphia (15,379)	23-7
Atlanta at Oakland (Berkeley - 34,319)	16-28
Atlanta vs. Cincinnati (Grant Field 44,127)	13-7
Atlanta at Houston (27,116)	10-6
Atlanta vs. Baltimore (50,085)	7-23
Atlanta at Denver (43,253)	20-14

1975 [3-3]

Atlanta at Washington (18,444)	16-14
Atlanta vs. Baltimore (Lincoln, Neb - 43,097)	3-10
Atlanta vs. Oakland (39,878)	22-7
Atlanta vs. N.Y. Jets (34,387)	16-13
Atlanta vs. Buffalo (Tampa, Fla. - 41,212)	14-16
Atlanta vs. Philadelphia (28,675)	14-17

1976 [3-3]

Atlanta vs. Washington (38,808)	10-17
Atlanta vs. Cleveland (Stillwater, Okla - 24,227)	7-31
Atlanta at Tampa Bay (Jacksonville, Fla. - 11,342)	3-17
Atlanta vs. New England (23,495)	17-28
Atlanta vs. Baltimore (24,986)	21-7
Atlanta at Green Bay (Milw - 54,989)	26-7

1977 [3-3]

Atlanta at St. Louis (24,667)	3-0
Atlanta vs. N.Y. Jets (28,954)	2-17
Atlanta vs. Denver (21,239)	2-10
Atlantavs. Tampa Bay (Orlando - 31,123)	30-21
Atlanta at Kansas City (22,748)	24-16
Atlanta at New England (41,346)	10-29

1978 [2-2]

Atlanta at NY Jets (31,480)	20-17
Atlanta at Pittsburgh (46,444)	7-13
Atlanta vs. Philadelphia (51,306)	7-24
Atlanta at Washington (29,487)	10-7

PRESEASON RESULTS

1979 [0-4]

Atlanta vs. New England (53,228).....	14-37
Atlanta at St. Louis (39,705).....	17-42
Atlanta vs. Washington (52,478).....	6-16
Atlanta at Green Bay (55,416).....	35-45

1980 [1-3]

Atlanta at Seattle (59,555).....	10-14
Atlanta vs. Pittsburgh (55,695).....	14-17
Atlanta at San Diego (47,184).....	9-17
Atlanta vs. Baltimore (42,983).....	51-35

1981 [2-3]

Atlanta vs. Cleveland (Canton, Ohio - 23,921).....	10-24
Atlanta at Oakland (42,697).....	16-17
Atlanta vs. NY Jets (51,163).....	21-20
Atlanta at Minnesota (42,908).....	19-20
Atlanta vs. Tampa Bay (53,688).....	27-7

1982 [2-2]

Atlanta vs. Minnesota (49,831).....	20-17
Atlanta at Baltimore (Phoenix - 56,748).....	3-34
Atlanta vs. Philadelphia (51,175).....	24-21
Atlanta at Tampa Bay (62,933).....	0-34

1983 [2-2]

Atlanta vs. Washington (46,052).....	13-10
Atlanta at Denver (73,199).....	10-21
Atlanta at Tampa Bay (57,237).....	6-17
Atlanta vs. Baltimore (37,420).....	10-7

1984 [1-3]

Atlanta at Minnesota (51,693).....	6-37
Atlanta at New Orleans (58,502).....	21-31
Atlanta vs. Tampa Bay (29,610).....	52-21
Atlanta vs. Denver (30,988).....	13-24

1985 [2-2]

Atlanta vs. Washington (30,574).....	14-17
Atlanta at Tampa Bay (34,040).....	23-17
Atlanta at Green Bay (Milw - 49,703).....	24-28
Atlanta vs. Miami (32,768).....	19-17

1986 [2-2]

Atlanta vs. NY Giants (25,445).....	31-24
Atlanta at Tampa Bay (28,797).....	20-17

Atlanta vs. Cleveland (33,637).....	21-27
Atlanta at Washington (52,619).....	21-29

1987 [1-3]

Atlanta vs. Buffalo (31,166).....	19-14
Atlanta at Kansas City (39,164).....	10-13
Atlanta vs. Cleveland (35,960).....	3-23
Atlanta vs. New England (Jacksonville - 59,129).....	13-14

1988 [2-2]

Atlanta at New England (32,949).....	34-30
Atlanta vs. Kansas City (23,369).....	13-27
Atlanta vs. Tampa Bay (18,141).....	19-14
Atlanta at Washington (Birmingham - 51,400).....	17-34

1989 [1-3]

Atlanta at Philadelphia (40,145).....	17-23
Atlanta at Tampa Bay (28,330).....	0-27
Atlanta vs. New England (21,118).....	7-23
Atlanta at Buffalo (Jacksonville- 41,813).....	36-17

1990 [4-0]

Atlanta at Washington (Chapel Hill, N.C. - 52,036).....	31-27
Atlanta vs. Cincinnati (43,472).....	34-17
Atlanta at Green Bay (Milwaukee 51,069).....	17-14
Atlanta at New England (24,106).....	45-14

1991 [2-2]

Atlanta vs. L.A. Rams (Jacksonville 66,531).....	38-17
Atlanta at Houston (52,140).....	36-7
Atlanta vs. Tampa Bay (41,983).....	7-12
Atlanta at Dallas (53,689) OT.....	17-20

1992 [1-3]

Atlanta at Cleveland (59,566).....	0-7
Atlanta at Tampa Bay (37,000).....	28-40
Atlanta vs. Philadelphia (66,834).....	20-10
Atlanta vs. Buffalo (62,565).....	21-27

1993 [1-3]

Atlanta vs. Miami (51,798).....	27-28
Atlanta vs. Tampa Bay (49,108).....	20-10
Atlanta at Philadelphia (54,425).....	20-37
Atlanta at Buffalo (51,232).....	16-17

PRESEASON RESULTS

1994 [3-2]

Atlanta at S.D. (23,185)	21-17
<i>(HOF Game, Canton, Ohio)</i>	
Atlanta at Denver (72,231)	16-37
Atlanta vs. Buffalo (46,595)	27-7
Atlanta at Cleveland (51,602)	7-28
Atlanta vs. Philadelphia (40,780)	20-12

1995 [2-2]

Atlanta at Philadelphia (43,678)	17-25
Atlanta vs. Miami (42,579)	37-0
Atlanta vs. Cleveland (41,813)	19-10
Atlanta at Buffalo (41,765)	14-20

1996 [2-2]

Atlanta at Seattle (30,284)	17-19
Atlanta at Tampa Bay (32,855)	0-16
Atlanta vs. Oakland (30,553)	27-6
Atlanta vs. Arizona (29,306)	31-30

1997 [1-3]

Atlanta at Detroit (40,425)	17-20
Atlanta vs. Tampa Bay (34,219)	17-12
Atlanta vs. Washington (37,984)	31-35
Atlanta at Jacksonville (67,743)	17-26

1998 [2-2]

Atlanta vs. Detroit (47,653)	35-31
Atlanta vs. Baltimore (44,843)	6-19
Atlanta at Tennessee (65,729)	3-17
Atlanta at Cincinnati (39,651)	28-16

1999 [2-2]

Atlanta vs. Detroit (47,653)	35-31
Atlanta vs. Baltimore (44,843)	6-19
Atlanta at Tennessee (65,729)	3-17
Atlanta at Cincinnati (39,651)	28-16

2000 [4-1]

Atlanta at Indianapolis (47,985)	20-13
Atlanta at Dallas (42,178)	20-9
<i>(American Bowl, Tokyo Japan)</i>	
Atlanta vs. Cincinnati (38,346)	31-16
Atlanta vs. San Diego (38,384)	14-28
Atlanta at Jacksonville (55,946)	31-20

2001 [3-1]

Atlanta vs. Pittsburgh (44,275)	16-17
Atlanta at NY Jets (76,658)	20-10
Atlanta at Washington (67,211)	27-6
Atlanta vs. Tampa Bay (44,162)	36-7

2002 [4-0]

Atlanta vs. Jacksonville (43,264)	23-13
Atlanta vs. NY Giants (67,204)	36-24
Atlanta at Dallas (62,942)	21-19
Atlanta at Cincinnati (40,530)	27-14

2003 [0-4]

Atlanta vs. Green Bay (68,818)	21-27
Atlanta vs. Baltimore (68,237)	10-13
Atlanta at Miami (59,093)	21-30
Atlanta at Cleveland (69,618)	9-20

2004 [2-2]

Atlanta at Baltimore (69,299)	0-24
Atlanta vs. Minnesota (70,623)	27-24
Atlanta vs. Cincinnati (70,331)	37-10
Atlanta at Washington (72,892)	0-27

2005 [4-1]

Atlanta at Indianapolis (Tokyo, Japan, 45,203)	27-21
Atlanta vs. Baltimore (67,123)	16-3
Atlanta vs. Tennessee (69,327)	21-24
Atlanta at Jacksonville (60,596)	23-7
Atlanta at Miami (71,616)	20-17

2006 [2-2]

Atlanta vs. New England (69,283)	26-23
Atlanta at Green Bay (69,845)	10-38
Atlanta at Tennessee (69,143)	20-6
Atlanta vs. Jacksonville (70,616)	17-20

2007 [3-1]

Atlanta at NY Jets (75,767)	16-31
Atlanta at Buffalo (50,577)	13-10
Atlanta vs. Cincinnati (65,525)	24-19
Atlanta vs. Baltimore (71,377)	13-10

PRESEASON RESULTS

2008 [2-2]

Atlanta at Jacksonville (63,194)	17-20
Atlanta vs. Indianapolis (59,693)	9-16
Atlanta vs. Tennessee (47,318)	17-3
Atlanta at Baltimore (70,149)	10-9

2009 [2-2]

Atlanta at Detroit (34,785)	26-27
Atlanta at St. Louis (46,958)	20-13
Atlanta vs. San Diego (66,718)	27-24
Atlanta vs. Baltimore (66,610)	3-20

2010 [2-2]

Atlanta vs. Kansas City (65,726)	20-10
Atlanta vs. New England (66,783)	10-28
Atlanta at Miami (59,144)	16-6
Atlanta at Jacksonville (61,802)	9-13

2011 [0-4]

Atlanta vs. Miami (67,038)	23-28
Atlanta at Jacksonville (60,815)	13-15
Atlanta at Pittsburgh (56,754)	16-34
Atlanta vs. Baltimore (67,216)	7-21

2012 [1-3]

Atlanta vs. Baltimore (68,449)	17-31
Atlanta vs. Cincinnati (68,541)	19-24
Atlanta at Miami (41,550)	23-6
Atlanta at Jacksonville (62,362)	14-24

2013 [0-4]

Atlanta vs. Cincinnati (69,076)	10-34
Atlanta at Baltimore (70,527)	23-27
Atlanta at Tennessee (69,143)	16-27
Atlanta vs. Jacksonville (69,555)	16-20

2014 [2-2]

Atlanta vs. Miami (68,540)	16-10
Atlanta at Houston (71,644)	7-32
Atlanta vs. Tennessee (68,957)	17-24
Atlanta at Jacksonville (59,031)	24-14

2015 [2-2]

Atlanta vs. Tennessee (67,326)	31-24
Atlanta at NY Jets (78,160)	22-30
Atlanta at Miami (60,661)	9-13
Atlanta vs. Baltimore (67,393)	20-19

2016 [3-1]

Atlanta vs. Washington (65,340)	23-17
Atlanta at Cleveland (58,327)	24-13
Atlanta at Miami (Orlando) (45,974)	6-17
Atlanta vs. Jacksonville (67,385)	17-15

2017 [0-4]

Atlanta at Miami (64,271)	20-23
Atlanta at Pittsburgh (48,809)	13-17
Atlanta vs. Arizona (70,237)	14-24
Atlanta vs. Jacksonville (69,472)	7-13

2018 [0-4]

Atlanta at New York Jets	0-17
Atlanta vs. Kansas City	14-28
Atlanta at Jacksonville Jaguars	6-17
Atlanta vs. Miami Dolphins	7-34

2019 [1-4]

Atlanta vs. Denver Broncos (HOF Game)	L 14-10
Atlanta at Miami Dolphins	L 34-27
Atlanta vs. New York Jets	L 22-10
Atlanta vs. Washington Redskins	L 19-7
Atlanta at Jacksonville Jaguars	W 31-12

ALL-TIME RESULTS

ATLANTA VS. ARIZONA

Cardinals lead, 16-15; Cardinals lead postseason, 1-0

REGULAR SEASON POINTS: Cardinals 669, Falcons 735

Postseason Points: Cardinals 30, Falcons 24

1966	Falcons	16-10 (A)
1968	Cardinals	17-12 (StL)
1971	Cardinals	26-9 (A)
1973	Cardinals	32-10 (A)
1975	Cardinals	23-20 (StL)
1978	Cardinals	42-21 (StL)
1980	Falcons	33-27 (StL) (OT)
1981	Falcons	41-20 (A)
1982	Cardinals	23-20 (A)
1986	Falcons	33-13 (A)
1987	Cardinals	34-21 (A)
1989	Cardinals	34-20 (Phx)
1990	Cardinals	24-13 (A)
1991	Cardinals	16-10 (Phx)
1992	Falcons	20-17 (A)
1993	Cardinals	27-10 (A)
1994	Falcons	10-6 (A)
1995	Cardinals	40-37 (Phx) (OT)
1997	Cardinals	29-26 (Phx)
1999	Falcons	37-14 (A)
2001	Falcons	34-14 (Phx)
2004	Falcons	6-3 (A)
2006	Falcons	32-10 (A)
2007	Cardinals	30-27 (Arz) (OT)
2008 *	Cardinals	30-24 (Arz)
2010	Falcons	41-7 (A)
2012	Falcons	23-19 (A)
2013	Cardinals	27-13 (Arz)
2014	Falcons	29-18 (A)
2016	Falcons	38-19 (A)
2018	Falcons	40-14 (A)
2019	Cardinals	34-33 (Arz)

ATLANTA VS. BALTIMORE

Baltimore lead series, 4-2

TOTAL POINTS: Ravens 110, Falcons 76

1999	Ravens	19-13 (A)(OT)
2002	Falcons	20-17 (A)
2006	Ravens	24-10 (B)
2010	Falcons	26-21 (A)
2014	Ravens	29-7 (B)
2018	Ravens	26-16 (A)

ATLANTA VS. BUFFALO

Falcons lead series, 7-5

REGULAR SEASON POINTS: Bills 243, Falcons 267

1973	Bills	17-6 (A)
1977	Bills	3-0 (B)
1980	Falcons	30-14 (B)
1983	Falcons	31-14 (A)
1989	Falcons	30-28 (A)
1992	Bills	41-14 (B)
1995	Bills	23-17 (B)
2001	Falcons	33-30 (A)
2005	Falcons	24-21 (B)
2009	Falcons	31-3 (A)
2013	Falcons	34-31 (Tor) (OT)
2017	Bills	23-17 (A)

ATLANTA VS. CAROLINA

Falcons lead series, 33-19

REGULAR SEASON POINTS: Falcons 1,138, Panthers 1,006

1995	Falcons	23-20 (A)(OT)
	Panthers	21-17 (C)
1996	Panthers	29-6 (C)
	Falcons	20-17 (A)
1997	Panthers	9-6 (A)
	Panthers	21-12 (C)
1998	Falcons	19-14 (C)
	Falcons	51-23 (A)
1999	Falcons	27-20 (A)
	Panthers	34-28 (C)
2000	Falcons	15-10 (C)
	Falcons	13-12 (A)
2001	Falcons	24-16 (A)
	Falcons	10-7 (C)
2002	Falcons	30-0 (A)
	Falcons	41-0 (C)
2003	Panthers	23-3 (C)
	Falcons	20-14 (A) (OT)
2004	Falcons	27-10 (C)
	Falcons	34-31 (A) (OT)
2005	Panthers	24-6 (C)
	Panthers	44-11 (A)
2006	Falcons	20-6 (C)
	Panthers	10-3 (A)
2007	Panthers	27-20 (A)
	Falcons	20-13 (C)
2008	Panthers	24-9 (C)
	Falcons	45-28 (A)
2009	Falcons	28-20 (A)
	Panthers	28-19 (C)
2010	Falcons	31-10 (C)
	Falcons	31-10 (A)
2011	Falcons	31-17 (A)

ALL-TIME RESULTS

	Falcons	31-23 (C)
2012	Falcons	30-28 (A)
	Panthers	30-20 (C)
2013	Panthers	34-10 (C)
	Panthers	21-20 (A)
2014	Falcons	19-17 (C)
	Panthers	34-3 (A)
2015	Panthers	38-0 (C)
	Falcons	20-13 (A)
2016	Falcons	48-33 (A)
	Falcons	33-16 (C)
2017	Panthers	20-17 (C)
	Falcons	22-10 (A)
2018	Falcons	31-24 (A)
	Falcons	24-10 (C)
2019	Falcons	29-3 (C)
	Falcons	40-20 (A)
2020	Panthers	23-16 (A)
	Falcons	25-17 (C)

ATLANTA VS. CINCINNATI

Bengals lead series, 9-5

REGULAR SEASON POINTS: Bengals 347, Falcons 312

1971	Falcons	9-6 (C)
1975	Bengals	21-14 (A)
1978	Bengals	37-7 (C)
1981	Bengals	30-28 (A)
1984	Bengals	35-14 (C)
1987	Bengals	16-10 (A)
1990	Falcons	38-17 (A)
1993	Bengals	21-17 (C)
1996	Bengals	41-31 (C)
2002	Falcons	30-3 (A)
2006	Falcons	29-27 (C)
2010	Falcons	39-32 (A)
2014	Bengals	24-10 (C)
2018	Bengals	37-36 (A)

ATLANTA VS. CHICAGO

Bears lead series, 15-13

REGULAR SEASON POINTS: Bears 545, Falcons 496

1966	Bears	23-6 (C)
1967	Bears	23-14 (A)
1968	Falcons	16-13 (C)
1969	Falcons	48-31 (A)
1970	Bears	23-14 (A)
1972	Falcons	37-21 (C)
1973	Falcons	46-6 (A)
1974	Falcons	13-10 (A)
1976	Falcons	10-0 (C)
1977	Falcons	16-10 (C)
1978	Bears	13-7 (C)
1980	Falcons	28-17 (A)
1983	Falcons	20-17 (C)
1985	Bears	36-0 (C)
1986	Bears	13-10 (A)
1990	Bears	30-24 (C)
1992	Bears	41-31 (C)
1993	Bears	6-0 (C)
1998	Falcons	20-13 (A)
2001	Bears	31-3 (A)
2002	Bears	14-13 (A)
2005	Bears	16-3 (C)
2008	Falcons	22-20 (A)
2009	Falcons	21-14 (A)
2011	Bears	30-12 (C)
2014	Bears	27-13 (A)
2017	Falcons	23-17 (C)
2020	Bears	30-26 (A)

ATLANTA VS. CLEVELAND

Browns lead series, 11-3

REGULAR SEASON POINTS: Browns 358, Falcons 231

1966	Browns	49-17 (A)
1968	Browns	30-7 (C)
1971	Falcons	31-14 (C)
1976	Browns	20-17 (A)
1978	Browns	24-16 (A)
1981	Browns	28-17 (C)
1984	Browns	23-7 (A)
1987	Browns	38-3 (C)
1990	Browns	13-10 (C)
1993	Falcons	17-14 (A)
2002	Browns	24-16 (C)
2006	Browns	17-13 (A)
2010	Falcons	20-10 (C)
2014	Browns	26-24 (A)
2018	Browns	28-16 (C)

ATLANTA VS. DALLAS

Cowboys lead series, 16-11; Cowboys lead postseason, 2-0

REGULAR SEASON POINTS: Cowboys 659, Falcons 554

Postseason Points: Cowboys 57, Falcons 47

1966	Cowboys	47-14 (A)
1967	Cowboys	37-7 (D)
1969	Cowboys	24-17 (A)
1970	Cowboys	13-0 (D)
1974	Cowboys	24-0 (A)
1976	Falcons	17-10 (A)
1978 *	Cowboys	27-20 (D)
1980 *	Cowboys	30-27 (A)
1985	Cowboys	24-10 (D)

ALL-TIME RESULTS

1986	Falcons	37-35 (D)	1971	Lions	41-38 (D)
1987	Falcons	21-10 (D)	1972	Lions	26-23 (A)
1988	Cowboys	26-20 (D)	1973	Lions	31-6 (D)
1989	Falcons	27-21 (A)	1975	Lions	17-14 (A)
1990	Falcons	26-7 (A)	1976	Lions	24-10 (D)
1991	Cowboys	31-27 (D)	1977	Falcons	17-6 (A)
1992	Cowboys	41-17 (A)	1978	Falcons	14-0 (A)
1993	Falcons	27-14 (A)	1979	Lions	24-23 (D)
1995	Cowboys	28-13 (A)	1980	Falcons	43-28 (A)
1996	Cowboys	32-28 (D)	1983	Falcons	30-14 (D)
1999	Cowboys	24-7 (D)	1984	Lions	27-24 (A) (OT)
2001	Falcons	20-13 (A)	1985	Lions	28-27 (A)
2003	Falcons	27-13 (D)	1986	Falcons	20-6 (D)
2006	Cowboys	38-28 (A)	1987	Lions	30-13 (A)
2009	Cowboys	37-21 (D)	1988	Lions	31-17 (D)
2012	Falcons	19-13 (A)	1989	Lions	31-24 (A)
2015	Falcons	39-28 (D)	1990	Lions	21-14 (D)
2017	Falcons	27-7 (A)	1993	Lions	30-13 (D)
2018	Cowboys	22-19 (A)	1994	Lions	31-28 (D) (OT)
2020	Cowboys	40-39 (D)	1995	Falcons	34-22 (A)

ATLANTA VS. DENVER

Broncos lead series, 8-7; Broncos lead postseason, 1-0

REGULAR SEASON POINTS: Broncos 377, Atlanta 328

Postseason Points: Broncos 34, Atlanta 19

1970	Broncos	24-10 (D)	2008	Falcons	34-21 (A)
1972	Falcons	23-20 (A)	2011	Falcons	23-16 (D)
1975	Falcons	35-21 (A)	2012	Falcons	31-18 (D)
1979	Broncos	20-17 (A) (OT)	2014	Lions	22-21 (London)
1982	Falcons	34-27 (D)	2017	Falcons	30-26 (D)
1985	Broncos	44-28 (A)	2019	Lions	23-22 (A)
1988	Broncos	30-14 (D)			
1994	Broncos	32-28 (D)			
1997	Broncos	29-21 (A)			
1998 *	Broncos	34-19 (Mia)			
2000	Broncos	42-14 (D)			
2004	Falcons	41-28 (A)			
2008	Broncos	24-20 (A)			
2012	Falcons	27-21 (A)			
2016	Falcons	23-16 (D)			
2020	Falcons	34-27 (A)			

* Super Bowl XXXIII

ATLANTA VS. DETROIT

Lions lead series 25-13

REGULAR SEASON POINTS: Lions 852, Falcons 796

1966	Lions	28-10 (D)	1966	Packers	56-3 (Mil)
1967	Lions	24-3 (D)	1967	Packers	23-0 (Mil)
1968	Lions	24-7 (A)	1968	Packers	38-7 (A)
1969	Lions	27-21 (D)	1969	Packers	28-10 (GB)
			1970	Packers	27-24 (GB)
			1971	Falcons	28-21 (A)
			1972	Falcons	10-9 (Mil)
			1974	Falcons	10-3 (A)
			1975	Packers	22-13 (GB)
			1976	Packers	24-20 (A)
			1979	Falcons	25-7 (A)
			1981	Falcons	31-17 (GB)
			1982	Packers	38-7 (A)
			1983	Falcons	47-41 (A-OT)
			1988	Falcons	20-0 (A)

ATLANTA VS. GREEN BAY

Green Bay leads series, 17-14; Postseason series tied, 2-2

REGULAR SEASON POINTS: Packers 779, Falcons 656

Postseason Points: Packers 113, Falcons 112

ALL-TIME RESULTS

1989	Packers	23-21 (Mil)
1991	Falcons	35-31 (A)
1992	Falcons	24-10 (A)
1994	Packers	21-17 (Mil)
1995 *	Packers	37-20 (GB)
2001	Falcons	23-20 (GB)
2002	Packers	37-34 (GB-OT)
2002 *	Falcons	27-7 (GB)
2005	Packers	33-25 (A)
2008	Falcons	27-24 (GB)
2010	Falcons	20-17 (A)
	Packers ^	48-21 (A)
2011	Packers	25-14 (A)
2013	Packers	22-21 (GB)
2014	Packers	43-37 (GB)
2016	Falcons	33-32 (A)
2016	Falcons **	44-21 (A)
2017	Falcons	34-23 (A)
2018	Packers	34-20 (GB)
2020	Packers	30-16 (GB)

* *NFC Wild Card* | ^ *NFC Divisional Round* | ** *NFC Championship*

* *Franchise in Baltimore prior to 1984.*

ATLANTA VS. JACKSONVILLE

Atlanta Leads series, 4-3

REGULAR SEASON POINTS: Falcons 140, Jaguars 116

1996	Jaguars	19-17 (J)
1999	Jaguars	30-7 (A)
2003	Falcons	21-14 (A)
2007	Jaguars	13-7 (J)
2011	Falcons	41-14 (A)
2015	Falcons	23-17 (J)
2019	Falcons	24-12 (A)

ATLANTA VS. KANSAS CITY

Chiefs lead series, 7-3

REGULAR SEASON POINTS: Chiefs 252, Falcons 196

1972	Chiefs	17-14 (A)
1985	Chiefs	38-10 (KC)
1991	Chiefs	14-3 (KC)
1994	Chiefs	30-10 (A)
2000	Falcons	29-13 (A)
2004	Chiefs	56-10 (KC)
2008	Falcons	38-14 (A)
2012	Falcons	40-24 (KC)
2016	Chiefs	29-28 (A)
2020	Chiefs	17-14 (KC)

ATLANTA VS. HOUSTON

Houston leads series, 3-2

REGULAR SEASON POINTS: Falcons 129, Texans 124

2003	Texans	17-13 (H)
2007	Falcons	26-16 (A)
2011	Texans	17-10 (H)
2015	Falcons	48-21 (A)
2019	Texans	53-32 (H)

ATLANTA VS. INDIANAPOLIS*

Colts lead series, 15-2

REGULAR SEASON POINTS: Colts 459, Falcons 275

1966	Colts	19-7 (A)
1967	Colts	38-31 (B)
	Colts	49-7 (A)
1968	Colts	28-20 (A)
	Colts	44-0 (B)
1969	Colts	21-14 (A)
	Colts	13-6 (B)
1974	Colts	17-7 (A)
1986	Colts	28-23 (A)
1989	Colts	13-9 (I)
1998	Falcons	28-21 (A)
2001	Colts	41-27 (I)
2003	Colts	38-7 (I)
2007	Colts	31-13 (A)
2011	Falcons	31-7 (I)
2015	Colts	24-21 (A)
2019	Colts	27-24 (I)

ATLANTA VS. LAS VEGAS RAIDERS*

Falcons lead series, 8-7

REGULAR SEASON POINTS: Raiders 366, Falcons 370

1971	Falcons	24-13 (A)
1975	Raiders	37-34 (O) (OT)
1979	Raiders	50-19 (O)
1982	Raiders	38-14 (A)
1985	Raiders	34-24 (A)
1988	Falcons	12-6 (LA)
1991	Falcons	21-17 (A)
1994	Raiders	30-17 (LA)
1997	Raiders	36-31 (A)
2000	Raiders	41-14 (O)
2004	Falcons	35-10 (A)
2008	Falcons	24-0 (O)
2012	Falcons	23-20 (A)
2016	Falcons	35-28 (O)
2020	Falcons	43-6 (A)

* *Franchise in LA from 1983-1994*

* *Franchise in Oakland from 1995-2019*

* *Franchise in Las Vegas 2020-present*

ALL-TIME RESULTS

ATLANTA VS. LOS ANGELES CHARGERS

Falcons lead series, 8-3

REGULAR SEASON Points: Falcons 230, Chargers 150

1973	Falcons	41-0 (SD)
1979	Falcons	28-26 (SD)
1988	Chargers	10-7 (A)
1991	Falcons	13-10 (SD)
1994	Falcons	10-9 (A)
1997	Falcons	14-3 (SD)
2000	Falcons	21-20 (A)
2008	Falcons	22-16 (SD)
2012	Falcons	27-3 (SD)
2016	Chargers	33-30 (A)
2020	Chargers	20-17 (LA)

ATLANTA VS. LOS ANGELES RAMS*

Rams lead series, 48-28-2; Falcons lead postseason, 2-0

REGULAR SEASON POINTS: Rams 1,847, Falcons 1,331

Postseason Points: Falcons 73, Rams 30

1966	Rams	19-14 (A)
1967	Rams	31-3 (A)
	Rams	20-3 (LA)
1968	Rams	27-14 (LA)
	Rams	17-10 (A)
1969	Rams	17-7 (LA)
	Rams	38-6 (A)
1970	Tie	10-10 (LA)
	Rams	17-7 (A)
1971	Tie	20-20 (LA)
	Rams	24-16 (A)
1972	Falcons	31-3 (A)
	Rams	20-7 (LA)
1973	Rams	31-0 (LA)
	Falcons	15-13 (A)
1974	Rams	21-0 (LA)
	Rams	30-7 (A)
1975	Rams	22-7 (LA)
	Rams	16-7 (A)
1976	Rams	30-14 (A)
	Rams	59-0 (LA)
1977	Falcons	17-6 (A)
	Rams	23-7 (LA)
1978	Rams	10-0 (LA)
	Falcons	15-7 (A)
1979	Rams	20-14 (LA)
	Rams	34-13 (A)
1980	Falcons	13-10 (A)
	Rams	20-17 (LA)(OT)

1981	Rams	37-35 (A)
	Rams	21-16 (LA)
1982	Falcons	34-17 (A)
1983	Rams	27-21 (LA)
	Rams	36-13 (A)
1984	Falcons	30-28 (LA)
	Rams	24-10 (A)
1985	Rams	17-6 (LA)
	Falcons	30-14 (A)
1986	Falcons	26-14 (A)
	Rams	14-7 (LA)
1987	Falcons	24-20 (A)
	Rams	33-0 (LA)
1988	Rams	33-0 (A)
	Rams	22-7 (LA)
1989	Rams	31-21 (A)
	Rams	26-14 (LA)
1990	Rams	44-24 (LA)
	Falcons	20-13 (A)
1991	Falcons	31-14 (A)
	Falcons	31-14 (LA)
1992	Falcons	30-28 (A)
	Rams	38-27 (LA)
1993	Falcons	30-24 (A)
	Falcons	13-0 (LA)
1994	Falcons	31-13 (A)
	Falcons	8-5 (LA)
1995	Rams	21-19 (StL)
	Falcons	31-6 (A)
1996	Rams	59-16 (StL)
	Rams	34-27 (A)
1997	Falcons	34-31 (A)
	Falcons	27-21 (StL)
1998	Falcons	37-15 (A)
	Falcons	21-10 (StL)
1999	Rams	35-7 (StL)
	Rams	41-13 (A)
2000	Rams	41-20 (A)
	Rams	45-29 (StL)
2001	Rams	35-6 (A)
	Rams	31-13 (StL)
2003	Rams	36-0 (StL)
2004	Falcons	34-17 (A)
2005 ^	Falcons	47-17 (A)
2007	Rams	28-16 (StL)
2008	Falcons	31-27 (A)
2010	Falcons	34-17 (StL)
2013	Falcons	31-24 (A)
2016	Falcons	42-14 (LA)
2017 *	Falcons	26-13 (LA)
2019	Rams	37-10 (A)

*-Rams in LA prior to 1995; in STL prior to 2016

ALL-TIME RESULTS

* *NFC Wildcard* | ^ *NFC Divisional Playoff*

2019 Vikings 28-12 (M)
 2020 Falcons 40-23 (M)

* *NFC Playoffs* | ** *NFC Championship*

ATLANTA VS. MIAMI

Dolphins lead series, 8-4

REGULAR SEASON POINTS: Dolphins 250, Falcons 223

1970	Dolphins	20-7 (A)
1974	Dolphins	42-7 (M)
1980	Dolphins	20-17 (A)
1983	Dolphins	31-24 (M)
1986	Falcons	20-14 (M)
1992	Dolphins	21-17 (M)
1995	Dolphins	21-20 (M)
1998	Falcons	38-16 (A)
2001	Dolphins	21-14 (M)
2005	Falcons	17-10 (M)
2009	Falcons	19-7 (A)
2013	Dolphins	27-23 (M)

ATLANTA VS. MINNESOTA

Vikings lead series, 19-11; Postseason tied, 1-1

REGULAR SEASON POINTS: Vikings 708, Falcons 513

Postseason Points: Vikings 57, Falcons 54

1966	Falcons	20-13 (M)
1967	Falcons	21-20 (A)
1968	Vikings	47-7 (M)
1969	Falcons	10-3 (A)
1970	Vikings	37-7 (A)
1971	Vikings	24-7 (M)
1973	Falcons	20-14 (A)
1974	Vikings	23-10 (M)
1975	Vikings	38-0 (M)
1977	Vikings	14-7 (A)
1980	Vikings	24-23 (M)
1981	Falcons	31-30 (A)
1982 *	Vikings	30-24 (M)
1984	Vikings	27-20 (M)
1985	Falcons	14-13 (A)
1987	Vikings	24-13 (M)
1989	Vikings	43-17 (M)
1991	Vikings	20-19 (A)
1996	Vikings	23-17 (A)
1998 **	Falcons	30-27 (M)(OT)
1999	Vikings	17-14 (A)
2002	Falcons	30-24 (M) (OT)
2003	Vikings	39-26 (A)
2005	Falcons	30-10 (A)
2007	Vikings	24-3 (M)
2008	Falcons	24-17 (M)
2011	Falcons	24-14 (A)
2014	Vikings	41-28 (M)
2015	Vikings	20-10 (A)
2017	Vikings	14-9 (A)

ATLANTA VS. NEW ENGLAND

PATRIOTS leads series, 8-6; PATRIOTS lead postseason, 1-0

REGULAR SEASON POINTS: Falcons 307, Patriots 272

Postseason Points: Patriots 34, Falcons 28

1972	Patriots	21-20 (NE)
1977	Patriots	16-10 (A)
1980	Falcons	37-21 (NE)
1983	Falcons	24-13 (A)
1986	Patriots	25-17 (NE)
1989	Falcons	16-15 (A)
1992	Falcons	34-0 (A)
1995	Falcons	30-17 (A)
1998	Falcons	41-10 (NE)
2001	Patriots	24-10 (A)
2005	Patriots	31-28 (A)
2009	Patriots	26-10 (NE)
2013	Patriots	30-23 (A)
2016 *	Patriots	34-28 (Hou) (OT)
2017	Patriots	23-7 (NE)

* *Super Bowl LI*

ATLANTA VS. NEW ORLEANS

Falcons lead series, 52-51; Falcons lead postseason, 1-0

REGULAR SEASON POINTS: Falcons 2,269, Saints 2,179

Postseason Points: Falcons 27, Saints 20

1967	Saints	27-24 (NO)
1969	Falcons	45-17 (A)
1970	Falcons	14-3 (NO)
	Falcons	32-14 (A)
1971	Falcons	28-6 (A)
	Falcons	24-20 (NO)
1972	Falcons	21-14 (NO)
	Falcons	36-20 (A)
1973	Falcons	62-7 (NO)
	Falcons	14-10 (A)
1974	Saints	14-13 (NO)
	Saints	13-3 (A)
1975	Falcons	14-7 (A)
	Saints	23-7 (NO)
1976	Saints	30-0 (NO)
	Falcons	23-20 (A)
1977	Saints	21-20 (NO)
	Falcons	35-7 (A)
1978	Falcons	20-17 (NO)
	Falcons	20-17 (A)
1979	Falcons	40-34 (NO)(OT)
	Saints	37-6 (A)

ALL-TIME RESULTS

1980	Falcons	41-14 (NO)	Saints	29-25 (NO)	
	Falcons	31-13 (A)	2009	Saints	35-27 (NO)
1981	Falcons	27-0 (A)		Saints	26-23 (A)
	Falcons	41-10 (NO)	2010	Falcons	27-24 (NO) (OT)
1982	Falcons	35-0 (A)		Saints	17-14 (A)
	Saints	35-6 (NO)	2011	Saints	26-23 (A) (OT)
1983	Saints	19-17 (A)		Saints	45-16 (NO)
	Saints	27-10 (NO)	2012	Saints	31-27 (NO)
1984	Falcons	36-28 (NO)		Falcons	23-13 (A)
	Saints	17-13 (A)	2013	Saints	23-17 (NO)
1985	Falcons	31-24 (A)		Saints	17-13 (A)
	Falcons	16-10 (NO)	2014	Falcons	37-34 (A)
1986	Falcons	31-10 (NO)		Falcons	30-14 (NO)
	Saints	14-9 (A)	2015	Saints	31-21 (NO)
1987	Saints	38-0 (A)		Saints	20-17 (A)
1988	Saints	29-21 (A)	2016	Falcons	45-32 (NO)
	Saints	10-9 (NO)		Falcons	38-32 (A)
1989	Saints	20-13 (NO)	2017	Falcons	20-17 (A)
	Saints	26-17 (A)		Saints	23-13 (NO)
1990	Falcons	28-27 (A)	2018	Saints	43-37 (A)
	Saints	10-7 (NO)		Saints	31-17 (NO)
1991	Saints	27-6 (A)	2019	Falcons	26-9 (NO)
	Falcons	23-20 (NO) (OT)		Saints	26-18 (A)
	Falcons *	27-20 (NO)	2020	Saints	24-9 (NO)
1992	Saints	10-7 (A)		Saints	21-16 (A)
	Saints	22-14 (NO)			
1993	Saints	34-31 (A)			
	Falcons	26-15 (NO)			
1994	Saints	33-32 (NO)			
	Saints	29-20 (A)			
1995	Falcons	27-24 (NO) (OT)			
	Falcons	19-14 (A)			
1996	Falcons	17-15 (A)			
	Falcons	31-15 (NO)			
1997	Falcons	23-17 (NO)			
	Falcons	20-3 (A)			
1998	Falcons	31-23 (A)			
	Falcons	27-17 (NO)			
1999	Falcons	20-17 (NO)			
	Falcons	35-12 (A)			
2000	Saints	21-19 (A)			
	Saints	23-7 (NO)			
2001	Falcons	20-13 (NO)			
	Saints	28-10 (A)			
2002	Falcons	37-35 (NO)			
	Falcons	24-17 (A)			
2003	Saints	45-17 (A)			
	Saints	23-20 (NO) (OT)			
2004	Falcons	24-21 (A)			
	Saints	26-13 (NO)			
2005	Falcons	34-31 (NO)			
	Falcons	36-17 (A)			
2006	Saints	23-3 (NO)			
	Saints	31-13 (A)			
2007	Saints	22-16 (NO)			
	Saints	34-14 (A)			
2008	Falcons	34-20 (A)			

* NFC Wild Card

ATLANTA VS. N.Y. GIANTS

Falcons lead, 13-11; Giants lead postseason, 1-0
 REGULAR SEASON Points: Falcons, 432, Giants 413
 Postseason Points: Giants 24, Falcons 2

1966	Falcons	27-16 (NY)
1968	Falcons	24-21 (A)
1971	Giants	21-17 (A)
1974	Falcons	14-7 (New Haven)
1977	Falcons	17-3 (A)
1978	Falcons	23-20 (A)
1979	Giants	24-3 (NY)
1981	Giants	27-24 (A) (OT)
1982	Falcons	16-14 (NY)
1983	Giants	16-13 (A) (OT)
1984	Giants	19-7 (A)
1988	Giants	23-16 (A)
1998	Falcons	34-20 (NY)
2000	Giants	13-6 (A)
2002	Falcons	17-10 (NY)
2003	Falcons	27-7 (NY)
2004	Falcons	14-10 (NY)
2006	Giants	27-14 (A)
2007	Giants	31-10 (A)
2009	Giants	34-31 OT (NY)
2011 [▲]	Giants	24-2 (NY)
2012	Falcons	34-0 (A)

ALL-TIME RESULTS

2014	Giants	30-20 (NY)
2015	Falcons	24-20 (NY)
2018	Falcons	23-20 (A)

^ *NFC Wildcard Playoff Game*

ATLANTA VS. N.Y. JETS

Falcons lead series, 7-5

REGULAR SEASON Points: Jets 229, Falcons 209

1973	Falcons	28-20 (NY)
1980	Jets	14-7 (A)
1983	Falcons	27-21 (NY)
1986	Jets	28-14 (A)
1989	Jets	27-7 (NY)
1992	Falcons	20-17 (A)
1995	Falcons	13-3 (A)
1998	Jets	28-3 (NY)
2005	Falcons	27-14 (A)
2009	Falcons	10-7 (NY)
2013	Jets	30-28 (A)
2017	Falcons	25-20 (NY)

ATLANTA VS. PHILADELPHIA

Eagles lead series, 17-14-1; Eagles lead postseason, 3-1

REGULAR SEASON Points: Eagles 690, Falcons 598

Postseason Points: Eagles 75, Falcons 40

1966	Eagles	23-10 (P)
1967	Eagles	38-7 (A)
1969	Falcons	27-3 (P)
1970	Tie	13-13 (P)
1973	Falcons	44-27 (P)
1976	Eagles	14-13 (A)
1978 *	Falcons	14-13 (A)
1979	Falcons	14-10 (P)
1980	Falcons	20-17 (P)
1981	Eagles	16-13 (P)
1983	Eagles	28-24 (A)
1984	Falcons	26-10 (A)
1985	Eagles	23-17 (P)(OT)
1986	Eagles	16-0 (A)
1988	Falcons	27-24 (P)
1990	Eagles	24-23 (A)
1994	Falcons	28-21 (A)
1996	Eagles	33-18 (A)
1997	Falcons	20-17 (A)
1998	Falcons	17-12 (A)
2000	Eagles	38-10 (P)
2002 #	Eagles	20-6 (P)
2003	Eagles	23-16 (A)
2005 ^	Eagles	27-10 (P)
2005	Falcons	14-10 (A)
2006	Eagles	24-17 (P)
2008	Eagles	27-14 (P)

2009	Eagles	34-7 (A)
2010	Eagles	31-17 (P)
2011	Falcons	35-31 (A)
2012	Falcons	30-17 (P)
2015	Falcons	26-24 (A)
2016	Eagles	24-15 (P)
2016 #	Eagles	15-10 (P)
2018	Eagles	18-12 (P)
2019	Falcons	24-20 (P)

* *NFC Wild Card* | # *NFC Divisional Playoff* | ^ *NFC Championship Game*

ATLANTA VS. PITTSBURGH

Steelers lead series, 14-2-1

REGULAR SEASON Points: Steelers 520, Falcons 320

1966	Steelers	57-33 (A)
1968	Steelers	41-21 (A)
1970	Falcons	27-16 (A)
1974	Steelers	24-17 (P)
1978	Steelers	31-7 (P)
1981	Steelers	34-20 (A)
1984	Steelers	35-10 (P)
1987	Steelers	28-12 (A)
1990	Steelers	21-9 (P)
1993	Steelers	45-17 (A)
1996	Steelers	20-17 (A)
1999	Steelers	13-9 (P)
2002	Tie	34-34 (P)
2006	Falcons	41-38 (A)
2010	Steelers	15-9 (P) (OT)
2014	Steelers	27-20 (A)
2018	Steelers	41-17 (P)

ATLANTA VS. SAN FRANCISCO

49ers lead series, 46-31-1; Postseason series tied, 1-1

REGULAR SEASON POINTS: 49ers 1,856, Falcons 1,387

1966	49ers	44-7 (A)
1967	49ers	38-7 (SF)
	49ers	34-28 (A)
1968	49ers	28-13 (SF)
	49ers	14-12 (A)
1969	Falcons	24-12 (A)
	Falcons	21-7 (SF)
1970	Falcons	21-20 (A)
	49ers	24-20 (SF)
1971	Falcons	20-17 (A)
	49ers	24-3 (SF)
1972	49ers	49-14 (A)
	49ers	20-0 (SF)
1973	49ers	13-9 (A)
	Falcons	17-3 (SF)
1974	49ers	16-10 (A)
	49ers	27-0 (SF)
1975	Falcons	17-3 (SF)

ALL-TIME RESULTS

	Falcons	31-9 (A)
1976	49ers	15-0 (SF)
	Falcons	21-16 (A)
1977	Falcons	7-0 (SF)
	49ers	10-3 (A)
1978	Falcons	20-17 (SF)
	Falcons	21-10 (A)
1979	49ers	20-15 (SF)
	Falcons	31-21 (A)
1980	Falcons	20-17 (SF)
	Falcons	35-10 (A)
1981	Falcons	34-17 (A)
	49ers	17-14 (SF)
1982	Falcons	17-7 (SF)
1983	49ers	24-20 (SF)
	Falcons	28-24 (A)
1984	49ers	14-5 (SF)
	49ers	35-17 (A)
1985	49ers	35-16 (SF)
	49ers	38-17 (A)
1986	Tie	10-10 (A)(OT)
	49ers	20-0 (SF)
1987	49ers	25-17 (A)
	49ers	35-7 (SF)
1988	Falcons	34-17 (SF)
	49ers	13-3 (A)
1989	49ers	45-3 (SF)
	49ers	23-10 (A)
1990	49ers	19-13 (SF)
	49ers	45-35 (A)
1991	Falcons	39-34 (SF)
	Falcons	17-14 (A)
1992	49ers	56-17 (SF)
	49ers	41-3 (A)
1993	49ers	37-30 (SF)
	Falcons	27-24 (A)
1994	49ers	42-3 (A)
	49ers	50-14 (SF)
1995	49ers	41-10 (SF)
	Falcons	28-27 (A)
1996	49ers	39-17 (SF)
	49ers	34-10 (A)
1997	49ers	34-7 (SF)
	49ers	35-28 (A)
1998	49ers	31-20 (SF)
	Falcons	31-19 (A)
	Falcons *	20-18 (A)
1999	49ers	26-7 (SF)
	Falcons	34-29 (A)
2000	Falcons	36-28 (A)
	49ers	16-6 (SF)
2001	49ers	16-13 (SF) (OT)
	49ers	37-31 (A) (OT)
2004	Falcons	21-19 (SF)
2007	Falcons	20-16 (A)
2009	Falcons	45-10 (SF)
2010	Falcons	16-14 (A)
2012 **	49ers	28-24 (A)

2013	49ers	34-24 (SF)
2015	49ers	17-16 (SF)
2016	Falcons	41-13 (A)
2019	Falcons	29-22 (SF)

* NFC Divisional Playoffs | ** 2012 NFC Championship

ATLANTA VS. SEATTLE

Seahawks lead series, 12-7; Falcons Lead postseason, 2-0
REGULAR SEASON Points: Seahawks 541, Falcons 461
Postseason Points: Falcons 66, Seahawks 48

1976	Seahawks	30-13 (S)
1979	Seahawks	31-28 (A)
1985	Seahawks	30-26 (S)
1988	Seahawks	31-20 (A)
1991	Falcons	26-13 (A)
1997	Falcons	24-17 (S)
2000	Seahawks	30-10 (A)
2002	Seahawks	30-24 (A) (OT)
2004	Seahawks	28-26 (S)
2005	Seahawks	21-18 (S)
2007	Falcons	44-41 (A)
2010	Falcons	34-18 (S)
2011	Falcons	30-28 (S)
2012 *	Falcons	30-28 (A)
2013	Seahawks	33-10 (A)
2016	Seahawks	26-24 (S)
2016 *	Falcons	36-20 (A)
2017	Falcons	34-31 (S)
2019	Seahawks	27-20 (A)
2020	Seahawks	38-25 (A)

* NFC Divisional Playoffs

ATLANTA VS. TAMPA BAY

Falcons lead series, 28-27
REGULAR SEASON Points: Bucs 1,245, Falcons 1,199

1977	Falcons	17-0 (TB)
1978	Bucs	14-9 (TB)
1979	Falcons	17-14 (A)
1981	Bucs	24-23 (TB)
1984	Bucs	23-6 (TB)
1986	Falcons	23-20 (TB) (OT)
1987	Bucs	48-10 (TB)
1988	Falcons	17-10 (A)
1990	Bucs	23-17 (TB)
1991	Falcons	43-7 (A)
1992	Falcons	35-7 (TB)
1993	Bucs	31-24 (A)
1994	Falcons	34-13 (A)
1995	Falcons	24-21 (TB)
1997	Bucs	31-10 (A)
1999	Bucs	19-10 (TB)
2000	Bucs	27-14 (A)
2002	Bucs	20-6 (A)

ALL-TIME RESULTS

	Bucs	34-10 (TB)
2003	Bucs	31-10 (A)
	Falcons	30-28 (TB)
2004	Falcons	24-14 (A)
	Bucs	27-0 (TB)
2005	Bucs	30-27 (A)
	Bucs	27-24 (TB)
2006	Falcons	14-3 (A)
	Falcons	17-6 (TB)
2007	Bucs	31-7 (A)
	Bucs	37-3 (TB)
2008	Bucs	24-9 (TB)
	Falcons	13-10 (A) (OT)
2009	Falcons	20-17 (A)
	Falcons	20-10 (TB)
2010	Falcons	27-21 (A)
	Falcons	28-24 (TB)
2011	Bucs	16-13 (TB)
	Falcons	45-24 (A)
2012	Falcons	24-23 (TB)
	Bucs	24-17 (A)
2013	Falcons	31-23 (A)
	Bucs	41-28 (TB)
2014	Falcons	56-14 (A)
	Falcons	27-17 (TB)
2015	Buccaneers	23-20 (A)
	Buccaneers	23-19 (TB)
2016	Buccaneers	31-24 (A)
	Falcons	43-28 (TB)
2017	Falcons	34-20 (A)
	Falcons	24-21 (TB)
2018	Falcons	34-29 (A)
	Falcons	34-32 (TB)
2019	Buccaneers	35-22 (A)
	Falcons	28-22 (TB) (OT)
2020	Buccaneers	31-27 (A)
	Buccaneers	44-27 (TB)

* Franchise in Houston prior to 1997 and known as Houston Oilers;

Team name from 1997-98 was Tennessee Oilers;

in 1999 team was renamed Tennessee Titans.

ATLANTA VS. WASHINGTON

Redskins lead series, 14-10-1; Redskins lead postseason, 1-0
REGULAR SEASON Points: Redskins 598, Falcons 479

1966	Redskins	33-20 (W)
1967	Tie	20-20 (A)
1969	Redskins	27-20 (W)
1972	Redskins	24-13 (W)
1975	Redskins	30-27 (A)
1977	Redskins	10-6 (W)
1978	Falcons	20-17 (A)
1979	Redskins	16-7 (A)
1980	Falcons	10-6 (A)
1983	Redskins	37-21 (W)
1984	Redskins	27-14 (W)
1985	Redskins	44-10 (A)
1987	Falcons	21-20 (A)
1989	Redskins	31-30 (A)
1991	Redskins	56-17 (W)
1991 *	Redskins	24-7 (W)
1992	Redskins	24-17 (W)
1993	Redskins	30-17 (W)
1994	Falcons	27-20 (W)
2003	Redskins	33-31 (A)
2006	Falcons	24-14 (W)
2009	Falcons	31-17 (A)
2012	Falcons	24-17 (W)
2013	Falcons	27-26 (A)
2015	Falcons	25-19OT (A)
2018	Falcons	38-14 (W)

* NFC Divisional Playoffs

ATLANTA VS. TENNESSEE*

Titans Lead, 8-7

REGULAR SEASON Points: Falcons 341, Titans 317

1972	Falcons	20-10 (A)
1976	Oilers	20-14 (H)
1978	Falcons	20-14 (A)
1981	Falcons	31-27 (H)
1984	Falcons	42-10 (A)
1987	Oilers	37-33 (H)
1990	Falcons	47-27 (A)
1993	Oilers	33-17 (H)
1996	Oilers	23-13 (A)
1999	Titans	30-17 (T)
2003	Titans	38-31 (A)
2007	Titans	13-10 (T)
2011	Falcons	23-17 (A)
2015	Falcons	10-7 (T)
2019	Titans	24-10 (A)

YEAR-BY-YEAR RESULTS

1966

COACH: NORB HECKER

9/11	LA	14-19	L	54,418
9/18	@PHI	10-23	L	54,049
9/25	@DET	10-28	L	47,615
10/2	DAL	14-47	L	56,990
10/9	@WAS	20-33	L	50,116
10/16	SF	7-44	L	54,788
10/23	@GB MIL	3-56	L	48,623
10/30	CLE	17-49	L	57,235
11/13	BAL	7-19	L	58,850
11/20	@NYG	27-16	W	62,746
11/27	@CHI	6-23	L	44,777
12/4	@MIN	20-13	W	37,117
12/11	STL	16-10	W	57,169
12/18	PIT	33-57	L	56,229

RECORD: 3-11 [7TH IN EAST CONFERENCE]

1967

COACH: NORB HECKER

9/17	@BAL	31-38	L	56,715
9/24	@SF	7-38	L	30,207
10/1	@GB MIL	0-23	L	49,467
10/8	PHI	7-38	L	53,868
10/15	WAS	20-20	T	56,538
10/22	@DET	3-24	L	50,601
10/29	MIN	21-20	W	52,859
11/5	@DAL	7-37	L	54,751
11/12	BAL	7-49	L	58,850
11/19	LA	3-31	L	56,871
11/20	@NO	24-27	L	83,437
12/3	@LA	3-20	L	46,395
12/10	SF	28-34	L	51,798
12/17	CHI	14-23	L	54,107

RECORD: 6-8 [3RD IN COASTAL]

1968

COACH: BROCKLIN [2-9]; HECKER [0-3]

9/14	@MIN	7-47	L	45,563
9/22	BAL	20-28	L	50,428
9/29	@SF	13-28	L	27,471
10/6	GB	7-38	L	58,850
10/13	NYG	24-21	W	49,962
10/20	@LA	14-27	L	54,443
10/27	@CLE	7-30	L	67,723
11/3	PIT	21-41	L	47,727
11/10	LA	10-17	L	53,979
11/17	@CHI	16-13	W	44,214
11/24	@STL	12-17	L	43,246
12/1	@BAL	0-44	L	60,238
12/8	DET	7-24	L	49,437
12/15	SF	12-14	L	44,977

RECORD: 2-12 [4TH IN COASTAL]

1969

COACH: NORM VAN BROCKLIN

9/21	SF	24-12	W	45,940
9/28	@LA	7-17	L	58,031
10/5	BAL	14-21	L	57,806
10/12	DAL	17-24	L	54,833
10/19	@SF	21-7	W	28,684
10/26	@GB	10-28	L	50,861
11/2	LA	6-38	L	58,850
11/9	@DET	21-27	L	53,242
11/16	CHI	48-31	W	53,722
11/23	@WAS	20-27	L	50,345
11/30	@BAL	6-13	L	60,238
12/7	NO	45-17	W	51,021
12/14	@PHI	27-3	W	60,658
12/21	MIN	10-3	W	52,872

RECORD: 6-8 [3RD IN COASTAL]

1970

COACH: NORM VAN BROCKLIN

9/20	@NO	14-3	W	77,042
9/27	@GB	24-27	L	56,263
10/4	SF	21-20	W	58,850
10/11	@DAL	0-13	L	53,611
10/18	@DEN	10-24	L	50,705
10/25	NO	32-14	W	58,850
11/1	CHI	14-23	L	58,850
11/8	@LA	10-10	T	67,232
11/15	@PHI	13-13	T	55,425
11/22	LA	7-17	L	58,850
11/30	MIA	7-20	L	54,036
12/6	@SF	20-24	L	41,387
12/13	PIT	27-16	W	54,162
12/20	MIN	7-37	L	57,992

RECORD: 4-8-2 [3RD IN NFC WEST]

1971

COACH: NORM VAN BROCKLIN

9/19	SF	20-17	W	56,990
9/26	@LA	20-20	T	57,895
10/3	@DET	38-41	L	54,418
10/10	STL	9-26	L	58,850
10/17	LA	16-24	L	58,850
10/24	NO	28-6	W	58,850
10/31	@CLE	31-14	W	76,825
11/7	@CIN	9-6	W	59,604
11/14	NYG	17-21	L	58,850
11/22	GB	28-21	W	58,850
11/28	@MIN	7-24	L	49,784
12/5	OAK	24-13	W	58,850
12/12	@SF	3-24	L	44,582
12/19	@NO	24-20	W	75,954

RECORD: 7-6-1 [3RD IN NFC WEST]

YEAR-BY-YEAR RESULTS

1972

COACH: NORM VAN BROCKLIN

9/17	@CHI	37-21	W	55,701
9/24	@NE	20-21	L	60,999
10/1	LA	31-3	W	58,850
10/8	DET	23-26	L	58,850
10/15	@NO	21-14	W	66,294
10/22	@GB MIL	10-9	W	47,967
10/29	SF	14-49	L	58,850
11/5	@LA	7-20	L	75,081
11/12	NO	36-20	W	58,850
11/20	@WAS	13-24	L	53,039
11/26	DEN	23-20	W	58,850
12/3	HOU	20-10	W	58,850
12/10	@SF	0-20	L	61,214
12/17	KC	14-17	L	58,850

RECORD: 7-7 [2ND IN NFC WEST]

1973

COACH: NORM VAN BROCKLIN

9/16	@NO	62-7	W	66,428
9/23	@LA	0-31	L	64,528
10/1	@DET	6-31	L	45,519
10/7	SF	9-13	L	58,850
10/14	CHI	46-6	W	58,850
10/21	@SD	41-0	W	41,527
10/28	@SF	17-3	W	56,825
11/4	LA	15-13	W	58,850
11/11	@PHI	44-27	W	63,114
11/19	MIN	20-14	W	58,850
11/25	@NYJ	28-20	W	61,327
12/2	BUF	6-17	L	58,850
12/9	STL	10-32	L	58,850
12/16	NO	14-10	W	58,850

RECORD: 9-5 [2ND IN NFC WEST]

1974

COACH: NORM VAN BROCKLIN

9/15	DAL	0-24	L	57,322
9/22	SF	10-16	L	47,686
9/29	@NO	13-14	L	62,273
10/6	@NYG	14-7	W	50,415
10/13	CHI	13-10	W	47,835
10/20	NO	3-13	L	47,127
10/28	@PIT	17-24	L	48,094
11/3	@MIA	7-42	L	64,399
11/10	@LA	0-21	L	70,056
11/17	BAL	7-17	L	41,278
11/24	@SF	0-27	L	45,435
12/1	LA	7-30	L	18,648
12/7	@MIN	10-23	L	47,105
12/15	GB	10-3	W	10,020

RECORD: 3-11 [2ND IN NFC WEST]

1975

COACH: MARION CAMPBELL

9/21	@STL	20-23	L	42,172
9/28	DET	14-17	L	45,218
10/5	NO	14-7	W	29,444
10/12	@SF	17-3	W	44,043
10/19	@LA	7-22	L	64,843
10/26	CIN	14-21	L	45,811
11/2	@NO	7-23	L	49,342
11/9	@MIN	0-38	L	43,751
11/16	LA	7-16	L	44,595
11/23	DEN	35-21	W	28,686
11/30	@OAK	34-37(OT)	L	50,860
12/7	WAS	27-30	L	52,809
12/14	SF	31-9	W	38,501
12/21	@GB	13-22	L	56,267

RECORD: 4-10 [4TH IN NFC WEST]

1976

COACH: MARION CAMPBELL

9/12	LA	14-30	L	53,607
9/19	@DET	10-24	L	50,840
9/26	@CHI	10-0	W	41,029
10/3	PHI	13-14	L	45,535
10/10	@NO	0-30	L	51,521
10/17	CLE	17-20	L	33,364
10/23	@SF	0-15	L	50,240
10/31	NO	23-20	W	34,127
11/7	@SEA	13-30	L	57,985
11/14	SF	21-16	W	20,058
11/21	DAL	17-10	W	54,992
11/28	@HOU	14-20	L	25,838
12/4	@LA	0-59	L	57,366
12/12	GB	20-24	L	23,436

RECORD: 4-10 [4TH IN NFC WEST]

1977

COACH: LEEMAN BENNETT

9/18	LA	17-6	W	55,956
9/25	@WAS	6-10	L	55,031
10/2	NYG	17-3	W	46,374
10/9	@SF	7-0	W	38,009
10/16	@BUF	0-3	L	27,348
10/23	@CHI	16-10	W	49,407
10/30	MIN	7-14	L	59,257
11/6	SF	3-10	L	46,577
11/13	DET	17-6	W	47,451
11/20	@NO	20-21	L	43,135
11/27	@TB	17-0	W	43,592
12/4	NE	10-16	L	57,911
12/11	@LA	7-23	L	52,574
12/18	NO	35-7	W	36,895

RECORD: 7-7 [2ND IN NFC WEST]

YEAR-BY-YEAR RESULTS

1978

COACH: LEEMAN BENNETT

9/3	HOU	20-14	W	57,328
9/10	@LA	0-10	L	46,201
9/17	CLE	16-24	L	56,648
9/24	@TB	9-14	L	58,072
10/1	NYG	23-20	W	47,765
10/8	@PIT	7-31	L	48,202
10/15	DET	14-0	W	51,172
10/22	@SF	20-17	W	34,133
10/30	LA	15-7	W	57,250
11/5	SF	21-10	W	55,468
11/12	@NO	20-17	W	70,323
11/19	@CHI	7-13	L	46,022
11/26	NO	20-17	W	55,121
12/3	@CIN	7-37	L	25,601

RECORD: 9-7 [2ND IN NFC WEST]

POSTSEASON

NFC WILD CARD GAME

12/24	PHI	14-13	W	49,447
NFC WILD CARD GAME				
12/31	@DAL	20-27	L	60,338

1979

COACH: LEEMAN BENNETT

9/2	@NO	40-34(OT)	W	70,940
9/10	@PHI	14-10	W	55,935
9/16	DEN	17-20(OT)	L	57,677
9/23	@DET	23-24	L	56,249
9/30	WAS	7-16	L	56,819
10/7	GB	25-7	W	56,184
10/14	@OAK	19-50	L	52,900
10/21	@SF	15-20	L	33,952
10/29	SEA	28-31	L	52,566
11/4	TB	17-14	W	55,150
11/11	@NYG	3-24	L	60,860
11/19	@LA	14-20	L	54,097
11/25	NO	6-37	L	42,815
12/2	@SD	28-26	W	50,198

RECORD: 6-10 [3RD IN NFC WEST]

1980

COACH: LEEMAN BENNETT

9/7	@MIN	23-24	L	44,773
9/14	@NE	37-21	W	48,321
9/21	MIA	17-20	L	54,479
9/28	@SF	20-17	W	56,518
10/5	DET	43-28	W	57,652
10/12	NYJ	7-14	L	57,458
10/19	@NO	41-14	W	62,651
10/26	LA	13-10	W	57,401
11/2	@BUF	30-14	W	57,959
11/9	@STL	33-27(OT)	W	48,662
11/16	NO	31-13	W	53,871
11/23	CHI	28-17	W	49,164
11/30	WAS	10-6	W	55,665
12/7	@PHI	20-17	W	70,205
12/14	SF	35-10	W	55,767
12/21	@LA	17-20(OT)	L	62,469

RECORD: 12-4 [1ST IN NFC WEST]

POSTSEASON

NFC WILD CARD GAME

1/4	DAL	27-30	L	60,022
-----	-----	-------	---	--------

1981

COACH: LEEMAN BENNETT

9/6	NO	27-0	W	57,406
9/13	@GB	31-17	W	55,382
9/20	SF	34-17	W	56,653
9/27	@CLE	17-28	L	78,283
10/5	@PHI	13-16	L	71,488
10/11	LA	35-37	L	57,841
10/18	STL	41-20	W	51,428
10/25	NYG	24-27(OT)	L	48,410
11/1	@NO	41-10	W	63,637
11/8	@SF	14-17	L	59,127
11/15	PIT	20-34	L	57,485
11/23	MIN	31-30	W	54,086
11/29	@HOU	31-27	W	40,201
12/6	@TB	23-24	L	69,221
12/14	@LA	16-21	L	57,054
12/20	CIN	28-30	L	35,972

RECORD: 7-9 [2ND IN NFC WEST]

YEAR-BY-YEAR RESULTS

1982

COACH: DAN HENNING

9/4	@CHI	20-17	W	60,165
9/11	NYG	13-16(OT)	L	52,850
9/18	@DET	30-14	W	54,622
9/25	@SF	20-24	L	57,814
10/2	PHI	24-28	L	50,621
10/9	NO	17-19	L	51,654
10/16	@LA	21-27	L	50,404
10/23	@NYJ	27-21	W	46,878
10/30	NE	24-13	W	47,546
11/6	@NO	10-27	L	67,062
11/14	LA	13-36	L	31,203
11/20	SF	28-24	W	32,782
11/27	GB	47-41(OT)	W	35,688
12/4	@WAS	21-37	L	52,074
12/10	@MIA	24-31	L	56,725
12/18	BUF	31-14	W	31,01

RECORD: 7-9 [4TH IN NFC WEST]

1984

COACH: DAN HENNING

9/2	@NO	36-28	W	66,652
9/9	DET	24-27(OT)	L	49,878
9/16	@MIN	20-27	L	53,955
9/23	HOU	42-10	W	45,248
9/30	@SF	5-14	L	57,990
10/7	@LA	30-28	W	47,832
10/14	NYG	7-19	L	50,268
10/22	LA	10-24	L	52,861
10/28	@PIT	10-35	L	55,971
11/5	@WAS	14-27	L	51,301
11/11	NO	13-17	L	40,590
11/18	CLE	7-23	L	28,280
11/25	@CIN	14-35	L	44,678
12/2	SF	7-35	L	29,644
12/9	@TB	6-23	L	33,808
12/16	PHI	26-10	W	15,582

RECORD: 4-12 [4TH IN NFC WEST]

1985

COACH: DAN HENNING

9/8	DET	27-28	L	37,785
9/15	@SF	16-35	L	58,923
9/22	DEN	28-44	L	37,903
9/29	@LA	6-17	L	49,870
10/6	SF	17-38	L	44,740
10/13	@SEA	26-30	L	60,430
10/20	NO	31-24	W	44,784
10/27	@DAL	10-24	L	57,941
11/3	WAS	10-44	L	42,209
11/10	@PHI	17-23(OT)	L	63,694
11/17	LA	30-14	W	29,960
11/24	@CHI	0-36	L	65,790
12/1	LA RAID.	24-34	L	20,585
12/8	@KC	10-38	L	18,199
12/15	MIN	14-13	W	14,167
12/22	@NO	16-10	W	37,717

RECORD: 4-12 [4TH IN NFC WEST]

1986

COACH: DAN HENNING

9/7	@NO	31-10	W	67,950
9/14	STL	33-13	W	46,463
9/21	@DAL	37-35	W	62,880
9/28	@TB	23-20(OT)	W	38,950
10/5	PHI	0-16	L	57,104
10/12	LA	26-14	W	51,662
10/19	SF	10-10(OT)	T	55,306
10/26	@LA	7-14	L	56,993
11/2	@NE	17-25	L	60,597
11/9	NYJ	14-28	L	53,476
11/16	CHI	10-13	L	55,520
11/23	@SF	0-20	L	58,747
11/30	@MIA	20-14	W	53,762
12/7	IND	23-28	L	30,397
12/14	NO	9-14	L	39,994
12/21	@DET	20-6	W	35,255

RECORD: 7-8-1 [3RD IN NFC WEST]

YEAR-BY-YEAR RESULTS

1987

COACH: MARION CAMPBELL

9/13	@TB	10-48	L	51,250
9/20	WAS	21-20	W	50,882
9/27	@NO	(CANCELLED BY STRIKE)	L	37,903
10/4	PIT	12-28	L	16,667
10/11	SF	17-25	L	8,684
10/18	LA	24-20	W	15,813
10/25	@HOU	33-37	L	29,062
11/1	NO	0-38	L	42,196
11/8	@CLE	3-38	L	71,135
11/15	CIN	10-16	L	25,758
11/22	@MIN	13-24	L	53,866
11/29	STL	21-34	L	15,909
12/6	@DAL	21-10	W	40,103
12/13	@LA	0-33	L	43,310
12/20	@SF	7-35	L	54,698
12/27	DET	13-30	L	13,906

RECORD: 3-12 (4TH IN NFC WEST)

1988

COACH: MARION CAMPBELL

9/4	@DET	17-31	L	31,075
9/11	NO	21-29	L	48,901
9/18	@SF	34-17	W	60,168
9/25	@DAL	20-26	L	39,702
10/2	SEA	20-31	L	28,619
10/9	LA	0-33	L	30,852
10/16	@DEN	14-30	L	75,287
10/23	NYG	16-23	L	45,092
10/30	@PHI	27-24	W	60,091
11/6	GB	20-0	W	29,952
11/13	SD	7-10	L	26,329
11/20	@LA RAID.	12-6	W	40,967
11/27	TB	17-10	W	14,020
12/4	SF	3-13	L	44,048
12/11	@LA	7-22	L	42,828
12/18	@NO	9-10	L	60,566

RECORD: 5-11 (4TH IN NFC WEST)

1989

COACH: MARION CAMPBELL

9/10	LA	21-31	L	38,708
9/17	DAL	27-21	W	55,285
9/24	@IND	9-13	L	57,816
10/1	@GB MIL	21-23	L	54,647
10/8	@LA	14-26	L	52,182
10/15	NE	16-15	W	39,697
10/22	@PHO	20-34	L	33,894
10/29	@NO	13-20	L	65,153
11/5	BUF	30-28	W	45,267
11/12	@SF	3-45	L	59,914
11/19	NO	17-26	L	53,173
11/26	@NYJ	7-27	L	40,429
12/3	SF	10-23	L	43,128
12/10	@MIN	17-43	L	58,116
12/17	WASH	30-31	L	37,501
V	DET	24-31	L	7,792

RECORD: 3-13 (4TH IN NFC WEST)

1990

COACH: JERRY GLANVILLE

9/9	HOU	47-27	W	56,222
9/16	@DET	14-21	L	48,961
9/23	@SF	13-19	L	62,858
10/7	NO	28-27	W	57,401
10/14	SF	35-45	L	57,921
10/21	@LA	24-44	L	54,761
10/28	CIN	38-17	W	53,214
11/4	@PIT	9-21	L	57,09
11/11	@CHI	24-30	L	62,855
11/18	PHI	23-24	L	53,755
11/25	@NO	7-10	L	68,629
12/2	@TB	17-23	L	42,839
12/9	PHO	13-24	L	36,222
12/16	@CLE	10-13	L	46,536
12/23	LA	20-13	W	30,021
12/30	DAL	26-7	W	50,097

RECORD: 5-11 (4TH IN NFC WEST)

YEAR-BY-YEAR RESULTS

1991

COACH: JERRY GLANVILLE

9/1	@KC	3-14	L	74,246
9/8	MIN	19-20	L	50,936
9/15	@SD	13-10	W	44,804
9/22	LA RAID.	21-17	W	53,615
9/29	NO	6-27	L	56,556
10/13	@SF	39-34	W	57,343
10/20	@PHO	10-16	L	24,124
10/27	LA	31-14	W	50,187
11/3	SF	17-14	W	51,259
11/10	@WAS	17-56	L	52,641
11/17	TB	43-7	W	41,274
11/24	@NO	23-20(OT)	W	68,591
12/1	GB	35-31	W	43,270
12/8	@LA	31-14	W	35,315
12/15	SEA	26-13	W	55,834
12/22	@DAL	27-31	L	60,962

RECORD: 10-6 [5TH IN NFC WEST]

POSTSEASON

NFC WILD CARD GAME

12/29	@NO	27-20	W	68,794
-------	-----	-------	---	--------

NFC WILD CARD GAME

1/4/92	@WAS	7-24	L	55,181
--------	------	------	---	--------

1992

COACH: JERRY GLANVILLE

9/6	NYJ	20-17	W	65,585
9/13	@WAS	17-24	L	54,343
9/20	NO	7-10	L	67,328
9/27	@CHI	31-41	L	63,528
10/4	GB	24-10	W	63,769
10/11	@MIA	17-21	L	68,633
10/18	@SF	17-56	L	63,302
11/1	LA	30-28	W	62,168
11/9	SF	3-41	L	67,404
11/15	PHO	20-17	W	58,477
11/22	@BUF	14-41	L	80,004
11/29	NE	34-0	W	54,494
12/3	@NO	14-22	L	68,591
12/13	@TB	35-7	W	39,056
12/21	DAL	17-41	L	67,036
12/27	@LA	27-38	L	37,706

RECORD: 6-10 [3RD IN NFC WEST]

1993

COACH: JERRY GLANVILLE

9/5	@DET	13-30	L	56,216
9/12	NO	31-34	L	64,287
9/19	@SF	30-37	L	63,032
9/27	PIT	17-45	L	65,477
10/3	@CHI	0-6	L	57,441
10/14	LA	30-24	W	45,231
10/24	@NO	26-15	W	69,043
10/31	TB	24-31	L	50,647
11/14	@LA	13-0	W	37,073
11/21	DAL	27-14	W	67,337
11/28	CLE	17-14	W	54,510
12/05	@HOU	17-33	L	58,186
12/11	SF	27-24	W	64,688
12/19	@WAS	17-30	L	50,192
12/26	@CIN	17-21	L	27,014
1/2	PHO	10-27	L	44,360

RECORD: 6-10 [3RD IN NFC WEST]

1994

COACH: JUNE JONES

9/4	@DET	28-31(OT)	L	60,740
9/11	LA	31-13	W	55,378
9/18	KC	10-30	L	67,357
9/25	@WAS	27-20	W	53,238
10/2	@LA	8-5	W	34,599
10/9	TB	34-13	W	52,633
10/16	SF	3-42	L	67,298
10/23	@LA RAID.	17-30	L	42,192
11/6	SD	10-9	W	59,217
11/13	@NO	32-33	L	60,313
11/20	@DEN	28-32	L	70,594
11/27	PHI	28-21	W	60,008
12/4	@SF	14-50	L	60,549
12/11	NO	20-29	L	61,307
12/21	@GB MIL	17-21	L	54,885
12/27	AZ	10-6	W	35,311

RECORD: 7-9 [3RD IN NFC WEST]

YEAR-BY-YEAR RESULTS

1995

COACH: JUNE JONES

9/4	CAR	23-20(OT)	W	58,808
9/10	@SF	10-41	L	63,627
9/17	@NO	27-24(OT)	W	57,442
9/24	NYJ	13-3	W	40,778
10/1	NE	30-17	W	47,114
10/12	@STL	19-21	L	59,700
10/22	@TB	24-21	W	66,135
10/29	DAL	13-28	L	70,089
11/5	DET	34-22	W	49,619
11/12	@BUF	17-23	L	62,690
11/19	STL	31-6	W	46,309
11/26	@AZ	37-40(OT)	L	35,147
12/3	@MIA	20-21	L	63,395
12/10	NO	19-14	W	54,603
12/17	@CAR	17-21	L	53,833
12/24	SF	28-27	W	51,785

RECORD: 9-7 [2ND IN NFC WEST]

POSTSEASON

NFC WILD CARD GAME

12/31	@GB	20-37	L	60,453
-------	-----	-------	---	--------

1996

COACH: JUNE JONES

9/1	@CAR	6-29	L	69,522
9/8	MIN	17-23	L	42,688
9/22	PHI	18-33	L	40,107
9/29	@SF	17-39	L	62,995
10/6	@DET	24-28	L	58,666
10/13	HOU	13-23	L	35,401
10/20	@DAL	28-32	L	64,091
10/27	PIT	17-20	L	58,760
11/3	CAR	20-17	W	42,726
11/10	@STL	16-59	L	58,776
11/17	NO	17-15	W	43,119
11/24	@CIN	31-41	L	44,868
12/2	SF	10-34	L	46,318
12/8	@NO	31-15	W	32,923
12/15	STL	27-34	L	26,519
12/22	@JAC	17-19	L	71,449

RECORD: 3-13 [4TH IN NFC WEST]

1997

COACH: DAN REEVES

8/31	@DET	17-28	L	61,244
9/7	CAR	6-9	L	51,829
9/14	OAK	31-36	L	47,922
9/21	@SF	7-34	L	60,404
9/28	DEN	21-29	L	48,211
10/12	@NO	23-17	W	65,619
10/19	SF	28-35	L	53,378
10/26	@CAR	12-21	L	54,675
11/2	STL	34-31	W	36,583
11/9	TB	10-31	L	46,018
11/16	@STL	27-21	W	64,299
11/23	NO	20-3	W	48,620
11/30	@SEA	24-17	W	52,584
12/7	@SD	14-3	W	46,317
12/14	PHI	20-17	W	42,866
12/21	@ARZ	26-29	L	32,003

RECORD: 7-9 [3RD IN NFC WEST]

1998

COACH: DAN REEVES

9/6	@CAR	19-14	W	65,129
9/13	PHI	17-12	W	46,456
9/27	@SF	20-31	L	62,296
10/4	CAR	51-23	W	50,724
10/11	@NYG	34-20	W	71,173
10/18	NO	31-23	W	60,774
10/25	@NYJ	3-28	L	71,573
11/1	STL	37-15	W	37,996
11/8	@NE	41-10	W	59,790
11/15	SF	31-19	W	69,828
11/22	CHI	20-13	W	60,804
11/29	@STL	21-10	W	47,971
12/6	IND	28-21	W	61,141
12/13	@NO	27-17	W	61,678
12/20	@DET	24-17	W	67,143
12/27	MIA	38-16	W	69,754

RECORD: 14-2 [1ST IN NFC WEST]

POSTSEASON

NFC DIVISIONAL PLAYOFF GAME

1/9	SF	20-18	W	70,262
-----	----	-------	---	--------

NFC CHAMPIONSHIP GAME

1/17	@MIN	30-27(OT)	W	64,060
------	------	-----------	---	--------

SUPER BOWL XXXIII

1/31	VS DEN	19-34	L	74,803
------	--------	-------	---	--------

YEAR-BY-YEAR RESULTS

1999

COACH: DAN REEVES

9/12	MIN	14-17	L	69,555
9/20	@DAL	7-24	L	63,663
9/26	@STL	7-35	L	63,253
10/3	BAL	13-19(OT)	L	50,712
10/10	@NO	20-17	W	57,289
10/17	STL	13-41	L	51,973
10/25	@PIT	9-13	L	58,141
10/31	CAR	27-20	W	52,594
11/7	JAC	7-30	L	68,466
11/21	@TB	10-19	L	65,158
11/28	@CAR	28-34	L	55,507
12/5	NO	35-12	W	62,568
12/12	@SF	7-26	L	67,465
12/19	@TEN	17-30	L	66,196
12/26	ARZ	37-14	W	47,074
1/3	SF	34-29	W	57,980

RECORD: 5-11 (3RD IN NFC WEST)

2000

COACH: DAN REEVES

9/3	SF	36-28	W	54,626
9/10	@DEN	14-42	L	75,466
9/17	@CAR	15-10	W	73,025
9/24	STL	20-41	L	58,761
10/1	@PHI	10-38	L	65,424
10/8	NYG	6-13	L	50,947
10/15	@STL	29-45	L	66,019
10/22	NO	19-21	L	56,508
10/29	CAR	13-12	W	46,178
11/5	TB	14-27	L	70,097
11/12	@DET	10-13	L	74,309
11/19	@SF	6-16	L	67,447
11/26	@OAK	14-41	L	55,175
12/3	SEA	10-30	L	44,680
12/17	@NO	7-23	L	64,900
12/24	KC	29-13	W	41,017

RECORD: 4-12 (5TH IN NFC WEST)

2001

COACH: DAN REEVES

9/9	@SF	13-16(OT)	L	65,989
9/23	CAR	24-16	W	49,312
9/30	@ARZ	34-14	W	28,878
10/7	CHI	3-31	L	47,640
10/14	SF	31-37(OT)	L	65,424
10/21	@NO	20-13	W	70,020
11/4	NE	10-24	L	45,572
11/11	DAL	20-13	W	70,452
11/18	@GB	23-20	W	59,849
11/25	@CAR	10-7	W	72,234
12/2	STL	6-35	L	60,787
12/9	NO	10-28	L	68,826
12/16	@IND	27-41	L	55,603
12/23	BUF	33-30	W	43,320
12/30	@MIA	14-21	L	73,619
1/6	@STL	13-31	L	66,033

RECORD: 7-9 (5TH IN NFC WEST)

POSTSEASON

NFC WILD CARD GAME

1/4	AT GB	27-7	W	65,358
-----	-------	------	---	--------

NFC DIVISIONAL PLAYOFF GAME

1/11	AT PHI	6-20	L	66,452
------	--------	------	---	--------

2002

COACH: DAN REEVES

9/8	@GB	34-37(OT)	L	63,127
9/15	CHI	13-14	L	68,081
9/22	CIN	30-3	W	68,129
10/6	TB	6-20	L	68,936
10/13	@NYG	17-10	W	78,728
10/20	CAR	30-0	W	68,056
10/27	@NO	37-35	W	67,883
11/3	BAL	20-17	W	68,532
11/10	@PIT	34-34(OT)	T	62,779
11/17	NO	24-17	W	70,382
11/24	@CAR	41-0	W	72,533
12/1	@MIN	30-24(OT)	W	63,947
12/8	@TB	10-34	L	65,648
12/15	SEA	24-30(OT)	L	69,551
12/22	DET	36-15	W	69,307
12/29	@CLE	16-24	L	73,528

RECORD: 9-6-1 (2ND IN NFC SOUTH)

YEAR-BY-YEAR RESULTS

2003

COACH: REEVES (3-10); PHILIPS (2-1)

9/7	@DAL	27-13	W	64,104
9/14	WAS	31-33	L	70,241
9/21	TB	10-31	L	70,871
9/28	@CAR	3-23	L	72,765
10/5	MIN	26-39	L	70,427
10/13	@STL	0-36	L	66,075
10/19	NO	17-45	L	70,837
11/2	PHI	16-23	L	70,064
11/9	@NYG	27-7	W	78,813
11/16	@NO	20-23(OT)	L	68,432
11/23	TEN	31-38	L	70,891
11/30	@HOU	13-17	L	70,388
12/7	CAR	20-14(OT)	W	70,079
12/14	@IND	7-38	L	57,103
12/21	@TB	30-28	W	65,572
12/28	JAC	21-14	W	70,266

RECORD: 5-11 (4TH IN NFC SOUTH)

2004

COACH: JIM MORA

9/12	@SF	21-19	W	65,584
9/19	STL	34-17	W	70,882
9/26	ARZ	6-3	W	70,534
10/3	@CAR	27-10	W	73,461
10/10	DET	10-17	L	70,434
10/17	SD	21-20	W	70,187
10/24	@KC	10-56	L	78,260
10/31	@DEN	41-28	W	75,083
11/14	TB	24-14	W	70,810
11/21	@NYG	14-10	W	78,793
11/28	NO	24-21	W	70,521
12/5	@TB	0-27	L	65,556
12/12	OAK	35-10	W	70,616
12/18	CAR	34-31(OT)	W	70,845
12/26	@NO	13-26	L	64,900
1/2	@SEA	26-28	L	66,740

RECORD: 11-5 (1ST IN NFC SOUTH)

POSTSEASON

NFC DIVISIONAL PLAYOFF GAME

1/15 STL 47-17 W 70,709

NFC CHAMPIONSHIP GAME

1/23 @PHI 10-27 L 67,717

2005

COACH: JIM MORA

9/12	PHI	14-10	W	70,806
9/18	@SEA	18-21	L	66,030
9/25	@BUF	24-21	W	72,032
10/2	MIN	30-10	W	69,552
10/9	NE	28-31	L	71,079
10/16	@NO	34-31	W	65,562
10/24	NYJ	27-14	W	70,995
11/6	@MIA	17-10	W	72,187
11/13	GB	25-33	L	71,001
11/20	TB	27-30	L	70,794
11/24	@DET	27-7	W	62,390
12/4	@CAR	6-24	L	73,661
12/12	NO	36-17	W	70,083
12/18	@CHI	3-16	L	62,170
12/25	@TB	24-27(OT)	L	65,482
1/1	CAR	11-44	L	70,796

RECORD: 8-8 (3RD IN NFC SOUTH)

2006

COACH: JIM MORA

9/10	@CAR	20-6	W	73,522
9/17	TB	14-3	W	70,828
9/25	@NO	3-23	L	70,003
10/1	ARZ	32-10	W	68,981
10/15	NYG	14-27	L	70,840
10/22	PIT	41-38	W	71,151
10/29	@CIN	29-27	W	65,978
11/5	@DET	14-30	L	60,987
11/12	CLE	13-17	L	70,793
11/19	@BAL	10-24	L	70,790
11/26	NO	13-31	L	70,933
12/3	@WAS	24-14	W	86,436
12/10	@TB	17-6	W	65,691
12/16	DAL	28-38	L	71,102
12/24	CAR	3-10	L	68,834
12/31	@PHI	17-24	L	69,341

RECORD: 7-9 (3RD IN NFC SOUTH)

YEAR-BY-YEAR RESULTS

2007

COACH: PETRINO (3-10); THOMAS (1-2)

9/9	@MIN	3-24	L	62,815
9/16	@JAC	7-13	L	61,821
9/23	CAR	20-27	L	68,175
9/30	HOU	26-16	W	69,312
10/7	@TEN	10-13	L	69,143
10/15	NYG	10-31	L	69,828
10/21	@NO	16-22	L	69,994
11/4	SF	20-16	W	66,049
11/11	@CAR	20-13	W	73,340
11/18	TB	7-31	L	69,480
11/22	IND	13-31	L	69,845
12/2	@STL	16-28	L	52,051
12/10	NO	14-34	L	69,553
12/16	@TB	3-37	L	65,133
12/23	@ARZ	27-30(OT)	L	64,159
12/30	SEA	44-41	W	64,925

RECORD: 4-12 (4TH IN NFC SOUTH)

2008

COACH: MIKE SMITH

9/7	DET	34-21	W	62,310
9/14	@TB	9-24	L	63,611
9/21	KC	38-14	W	62,434
9/28	@CAR	9-24	L	72,688
10/5	@GB	27-24	W	70,610
10/12	CHI	22-20	W	64,096
10/26	@PHI	14-27	L	69,144
11/2	@OAK	24-0	W	61,196
11/9	NO	34-20	W	64,826
11/16	DEN	20-24	L	64,358
11/23	CAR	45-28	W	64,841
11/30	@SD	22-16	W	67,200
12/7	@NO	25-29	L	70,011
12/14	TB	13-10(OT)	W	65,045
12/21	@MIN	24-17	W	62,889
12/28	STL	31-27	W	64,617

RECORD: 11-5 (2ND IN NFC SOUTH)

POSTSEASON

NFC WILD CARD GAME

1/3	@ARZ	24-30	L	62,848
-----	------	-------	---	--------

2009

COACH: MIKE SMITH

9/13	MIA	19-7	W	67,606
9/20	CAR	28-20	W	67,313
9/27	@NE	10-26	L	68,756
10/11	@SF	45-10	W	69,732
10/18	CHI	21-14	W	68,082
10/25	@DAL	21-37	L	81,521
11/2	@NO	27-35	L	70,088
11/8	WAS	31-17	W	67,982
11/15	@CAR	19-28	L	73,239
11/22	@NYG	31-34(OT)	L	78,491
11/29	TB	20-17	W	67,029
12/6	PHI	7-34	L	69,560
12/13	NO	23-26	L	68,930
12/20	@NYJ	10-7	W	76,866
12/27	BUF	31-3	W	68,887
1/3	@TB	20-10	W	62,578

RECORD: 9-7 (2ND IN NFC SOUTH)

2010

COACH: MIKE SMITH

9/12	@PIT	9-15(OT)	L	63,609
9/19	ARZ	41-7	W	66,824
9/26	@NO	27-24(OT)	W	70,051
10/3	SF	16-14	W	66,874
10/10	@CLE	20-10	W	65,290
10/17	@PHI	17-31	L	69,144
10/24	CIN	39-32	W	67,665
11/7	TB	27-21	W	67,266
11/11	BAL	26-21	W	68,474
11/21	@STL	34-17	W	53,005
11/28	GB	20-17	W	68,204
12/5	@TB	28-24	W	53,955
12/12	@CAR	31-10	W	71,235
12/19	@SEA	34-18	W	67,101
12/27	NO	14-17	L	70,144
1/2	CAR	31-10	W	67,349

RECORD: 13-3 (1ST IN NFC SOUTH)

POSTSEASON

NFC DIVISIONAL PLAYOFF GAME

1/15	GB	21-48	L	69,210
------	----	-------	---	--------

YEAR-BY-YEAR RESULTS

2011

COACH: MIKE SMITH

9/11	@CHI	12-30	L	62,115
9/18	PHI	35-31	W	69,608
9/25	@TB	13-16	L	46,995
10/2	@SEA	30-28	W	66,266
10/9	GB	14-25	L	69,576
10/16	CAR	31-17	W	69,047
10/23	@DET	23-16	W	63,625
11/6	@IND	31-7	W	65,218
11/13	NO	23-26	L	70,359
11/20	TEN	23-17	W	68,164
11/27	MIN	24-14	W	68,115
12/4	@HOU	10-17	L	71,545
12/11	@CAR	31-23	W	72,680
12/15	JAX	41-14	W	68,856
12/26	@NO	16-45	L	70,086
1/1	TB	45-24	W	68,167

RECORD: 10-6 (2ND IN NFC SOUTH)

POSTSEASON

NFC WILD CARD GAME

1/8	@NYG	2-24	L	79,909
-----	------	------	---	--------

2012

COACH: MIKE SMITH

9/9	@KC	40-24	W	71,180
9/17	DEN	27-21	W	70,427
9/23	@SD	27-3	W	61,297
9/30	CAR	30-28	W	69,594
10/7	@WSH	24-17	W	75,337
10/14	OAK	23-20	W	69,383
10/28	@PHI	30-17	W	69,144
11/4	DAL	19-13	W	70,840
11/11	@NO	27-31	L	73,126
11/18	ARZ	23-19	W	69,630
11/25	@TB	24-23	W	54,400
11/29	NO	23-13	W	70,514
12/9	@CAR	20-30	L	73,292
12/16	NYG	34-0	W	70,741
12/22	@DET	31-18	W	63,849
12/30	TB	17-24	L	69,644

RECORD: 13-3 (1ST IN NFC SOUTH)

POSTSEASON

NFC DIVISIONAL PLAYOFF GAME

1/13	SEA	30-28	W	70,366
------	-----	-------	---	--------

NFC CHAMPIONSHIP GAME

1/20	SF	24-28	L	70,863
------	----	-------	---	--------

2013

COACH: MIKE SMITH

9/8	@NO	17-23	L	72,348
9/15	STL	31-24	W	70,056
9/22	@MIA	23-27	L	70,660
9/29	NE	23-30	L	70,744
10/7	NYJ	28-30	L	70,246
10/20	TB	31-23	W	69,522
10/27	@ARZ	13-27	L	60,671
11/3	@CAR	10-34	L	73,720
11/10	SEA	10-33	L	70,309
11/17	@TB	28-41	L	55,360
11/21	NO	13-17	L	70,422
12/1	@BUF	34-31	W	38,969
12/8	@GB	21-22	L	77,550
12/15	WSH	27-26	W	70,069
12/23	@SF	24-34	L	69,732
12/29	CAR	30-21	L	70,427

RECORD: 4-12 (3RD IN NFC SOUTH)

2014

COACH: MIKE SMITH

9/8	NO	37-34	W	70,706
9/15	@CIN	10-24	L	58,574
9/22	TB	56-14	W	70,318
9/29	@MIN	28-41	L	52,173
10/7	@NYG	20-30	L	80,307
10/20	CHI	13-27	L	70,712
10/27	@BAL	7-29	L	71,184
11/3	DET	21-22	L	83,532
11/10	@TB	27-17	W	57,751
11/17	@CAR	19-17	W	73,314
11/21	CLE	24-26	L	70,046
12/1	ARI	29-18	W	69,557
12/8	@GB	37-43	L	77,512
12/15	PIT	20-27	L	71,161
12/23	@NO	30-14	W	73,164
12/29	CAR	3-34	L	71,015

RECORD: 6-10 (2ND IN NFC SOUTH)

YEAR-BY-YEAR RESULTS

2015

COACH: DAN QUINN

9/14	PHI	26-24	W	70,516
9/20	@NYG	24-20	W	77,678
9/27	@DAL	39-28	W	90,345
10/4	HOU	48-21	W	69,904
10/11	WAS	25-19	W	70,178
10/15	@NO	21-31	L	73,018
10/25	@TEN	10-7	W	63,329
11/1	TB	20-23	L	70,524
11/8	@SF	16-17	L	70,799
11/22	IND	21-24	L	70,433
11/29	MIN	10-20	L	70,610
12/6	@TB	19-23	L	58,221
12/13	@CAR	0-38	L	74,420
12/20	@JAX	23-17	W	64,016
12/27	CAR	20-13	W	70,981
1/3	NO	17-20	L	69,699

RECORD: 8-8 (2ND IN NFC SOUTH)

2016

COACH: DAN QUINN

9/11	TB	31-24	L	69,382
9/18	@OAK	35-28	W	54,081
9/26	@NO	45-32	W	73,003
10/2	CAR	48-33	W	70,508
10/9	@DEN	23-16	W	76,802
10/16	@SEA	26-24	L	69,071
10/23	SD	33-30	L	68,832
10/30	GB	33-32	W	70,165
11/3	@TB	43-28	W	57,797
11/13	@PHI	24-15	L	69,596
11/27	ARI	38-19	W	69,233
12/4	KC	29-28	L	69,879
12/11	@LA	42-14	W	82,495
12/18	SF	41-13	W	70,164
12/24	@CAR	33-16	W	73,549
1/1	NO	38-32	W	70,835

RECORD: 11-5 (1ST IN NFC SOUTH)

POSTSEASON

NFC DIVISIONAL PLAYOFF GAME

1/14	SEA	36-20	W	71,155
------	-----	-------	---	--------

NFC CHAMPIONSHIP GAME

1/22	GB	44-21	W	71,127
------	----	-------	---	--------

SUPER BOWL LI

1/31	VS NE	34-28 (OT)	L	70,807
------	-------	------------	---	--------

2017

COACH: DAN QUINN

9/10	@CHI	23-17	W	61,857
9/17	GB	34-23	W	70,826
9/24	@DET	30-26	W	63,240
10/1	BUF	23-17	L	71,273
10/15	MIA	20-17	L	70,593
10/22	@NE	23-7	L	65,878
10/29	@NYJ	25-20	W	77,652
11/5	@CAR	20-17	L	73,761
11/12	DAL	27-7	W	57,797
11/20	@SEA	34-31	W	69,026
11/26	TB	34-20	W	71,036
12/3	MIN	14-9	L	71,185
12/7	NO	20-17	W	72,866
12/18	@TB	24-21	W	62,382
12/24	@NO	23-13	L	73,188
12/31	CAR	22-10	W	74,141

RECORD: 10-6 (3RD IN NFC SOUTH)

2018

COACH: DAN QUINN

9/10	@CHI	23-17	W	61,857
9/17	GB	34-23	W	70,826
9/24	@DET	30-26	W	63,240
10/1	BUF	23-17	L	71,273
10/15	MIA	20-17	L	70,593
10/22	@NE	23-7	L	65,878
10/29	@NYJ	25-20	W	77,652
11/5	@CAR	20-17	L	73,761
11/12	DAL	27-7	W	57,797
11/20	@SEA	34-31	W	69,026
11/26	TB	34-20	W	71,036
12/3	MIN	14-9	L	71,185
12/7	NO	20-17	W	72,866
12/18	@TB	24-21	W	62,382
12/24	@NO	23-13	L	73,188
12/31	CAR	22-10	W	74,141

RECORD: 10-6 (3RD IN NFC SOUTH)

YEAR-BY-YEAR RESULTS

2019

COACH: DAN QUINN

9/8	@MIN	28-12	L	66,714
9/15	PHI	24-20	W	72,443
9/22	@IND	27-24	L	60,295
9/29	TEN	24-10	L	72,108
10/6	@HOU	53-32	L	71,787
10/13	@ARI	34-33	L	60,140
10/20	LAR	37-10	L	71,856
10/27	SEA	27-20	L	71,483
11/10	@NO	26-9	W	73,283
11/17	@CAR	29-3	W	73,106
11/24	TB	35-22	L	71,463
11/28	NO	26-18	L	71,993
12/8	CAR	40-20	W	70,592
12/15	@SF	29-22	W	70,910
12/22	JAX	24-12	W	70,873
12/29	@TB	28-22	W	50,417

RECORD: 7-9 [2ND IN NFC SOUTH]

2020

COACH: QUINN [0-5], RAHEEM MORRIS [4-7]

9/13	SEA	38-25	L	N/A
9/20	@DAL	40-39	L	21,708
9/27	CHI	30-26	L	N/A
10/5	@GB	30-16	L	N/A
10/11	CAR	23-16	L	6,656
10/18	@MIN	40-23	W	N/A
10/25	DET	23-22	L	7,796
10/29	@CAR	25-17	W	5,240
11/8	DEN	34-27	W	7,665
11/22	@NO	24-9	L	6,000
11/29	LV	43-6	W	9,124
12/6	NO	21-16	L	8,713
12/13	@LAC	20-17	L	N/A
12/20	TB	31-27	L	10,703
12/27	@KC	17-14	L	13,470
1/3	@TB	44-27	L	16,009

RECORD: 4-12 [4TH IN NFC SOUTH]

TEAM HISTORY



TWO THOUSAND

22



RANKIN M. SMITH - TEAM FOUNDER

"He was a pioneer and a quiet leader. He was a person of great integrity and had a lot of respect from me and my predecessor, Pete Rozelle, and from all of the other owners. He was such a high quality person. He was a person on whose work you could rely on. In the 1960s he was a pioneer in bringing the NFL to Georgia, and particularly in the Southeast."
– Former NFL Commissioner Paul Tagliabue

Team owner and founder Rankin M. Smith passed away from heart complications just hours before the Falcons October 26, 1997 game at Carolina. Some of the largest footprints on professional, college and high school sports in Atlanta belong to Smith, who founded the Atlanta Falcons in 1966.

Over three decades ago in the early 1960s, Smith began planting the seeds that saw professional sports finally blossom in Atlanta.

Smith was part of a group that formed "Major Sports, Inc.," with goals of pro sports franchises for Atlanta. That group helped get Atlanta Stadium built by 1965. Major Sports, Inc., later became the Stadium Authority that operated Atlanta-Fulton County Stadium.

Smith paid the highest price in NFL history at the time in 1965 for an NFL franchise. Former commissioner Pete Rozelle and Smith made the deal in about five minutes and the Atlanta

Falcons brought the largest and most popular sport to the city of Atlanta.

Smith worked with the city, county and state to build one of the largest facilities for conventions, trade shows and other major events in the world. The spectacular Georgia Dome opened its doors in 1992, giving the Falcons one of the best fan-friendly stadiums in America. Having the Georgia Dome helped bring the Olympic games to Atlanta in 1992.

He was the catalyst and driving force in bringing the most prestigious of all sporting events, the Super Bowl, to Atlanta in 1994. The week-long fanfare and the most-watched TV sport in the world, added a huge economic value to the city and tons of free publicity to lure other events, conventions and meetings to the city. He lobbied hard to bring back the game to Atlanta in 2000.

The date June 30, 1965, will always be remembered as both a termination and a commencement in the history of Atlanta sports. For on that day the end came to the many and disparate struggles to place a professional football team in the Southeast's key metropolis. At the same time the Atlanta Falcons were born and began a storied tenure in the National Football League.

All that had gone before — the successes (an \$18 million stadium to play in) and the near-misses (aborted attempts to place

other franchises in the city) — was set aside for the immediate business of fielding a team in little over a year's time.

Prime mover in this task was Rankin Smith, a young insurance executive who had controlling ownership of the Falcons.

Virtually unknown to the general public before that June day, Smith immediately endeared himself to aficionados of the sport by asking a choice rhetorical question at a press conference following his acquisition of the franchise: "Doesn't every adult male in America want to own his own football team?" Not every adult male American has the wherewithal to swing such a deal, but it was comforting to hear that a man is capable of dreams like those of any other guy.

The day's proceedings threw the city into a happy delirium unequalled in the history of football. By the time Smith got back to his insurance office 24 hours later, there had been over 1,000 phone calls for tickets. He had to push his way through stacks of mail. By August, when a contest was completed which resulted in the nickname Falcons, a few of the avid fans even had come to blows in defense of what they believed their adopted team should be called. Several persons suggested the name "Falcons" in a contest, but a school teacher from nearby Griffin, Miss Julia Elliott, was selected winner because of her reasons: "the falcon is proud and dignified, with great courage and fight. It never drops prey. It is deadly and has a great sporting tradition."

By the middle of December, Smith had signed the most coveted college football player in the nation, Texas linebacker Tommy Nobis. By Christmas Eve, when the Falcons cut off a brief 54-day ticket sale requiring almost no promotion, an NFL record had been established for season tickets sold by a new club (45,000).

And in January, Smith surprised the entire athletic fraternity by naming a head coach who never had been mentioned in the perpetual stream of journalistic speculation about the job. But Green Bay Packer assistant Norb Hecker assumed his new post with vigor and immediately embraced the gigantic job of sifting — along with Director of Player Personnel Gene Cronin — a huge list of NFL players made available to the Atlanta expansion team by other teams in the league.

Finally, three men were chosen from each club and these 42 formed the nucleus of the roster Hecker had to work with when he took the team to summer training camp in Black Mountain, North Carolina in early July. Added to this group were the drafted rookies, scores of free agents and a few miscellaneous players obtained in trades. In all, Hecker and

his staff were faced with evaluating over 130 men from July to September.

Then, on August 27, in Columbia, South Carolina, the Falcons recorded their first victory, defeating the San Francisco 49ers, 24–17, in a preseason game.

Once the stadium, Atlanta-Fulton County Stadium, was built, Atlantans felt the time was ripe to start pursuing professional football. One independent group which had been active in NFL preseason promotions in Atlanta applied for franchises in both the AFL and the NFL, acting entirely on its own with no guarantee of stadium rights. Another group reported it had deposited earnest money for a team in the AFL.

With everyone running in different directions, some local businessmen worked out a deal and were awarded an AFL franchise on June 7, 1965, contingent upon acquiring exclusive stadium rights from city officials. NFL Commissioner Pete Rozelle, who had been moving deliberately in Atlanta matters, headed on the next plane down to Atlanta to protect his league's claim on the city of Atlanta. He forced the city to make a choice between the two leagues. Of course, on that memorable June 30, Rankin Smith and the NFL were the choice.

The huge void which had been the Southeast without an NFL team was beginning to close. Fans were looking now toward Atlanta. The Falcons expect to be filling that void for a long time.

A new chapter in the history of the Atlanta Falcons began on December 6, 2001. On that day, Arthur M. Blank, the co-founder and retired co-chairman of Atlanta-based Home Depot, reached a preliminary agreement with the Falcons' Taylor Smith to purchase the team. In a special meeting prior to Super Bowl XXXVI in New Orleans on February 2, 2002, NFL owners voted unanimously to approve the purchase.

YEAR-BY-YEAR HISTORY

1966

Rankin M. Smith was awarded, by the National Football League, a franchise for the city of Atlanta for \$8.5 million. At the time there were 14 NFL franchises in existence, eight AFL clubs. Officially, Atlanta became the 23rd professional football club in existence, the 15th in the NFL prior to the merger. An average of 56,526 people filled Atlanta Stadium to watch the Falcons finish their inaugural season at 3-11. The Falcons claimed their first victory on November 20, defeating the New York Giants, 27-16, at storied Yankee Stadium. Head Coach Norb Hecker's team, at the time, became the only expansion team in history not to finish in last place. The Falcons finished in seventh place in a field of eight teams in the NFL's Eastern Conference. The Falcons' first pick in the draft, LB Tommy Nobis, was voted to the Pro Bowl and named Rookie of the Year.

1967

A disappointing second year saw the Falcons finish the season at 1-12-1. While the broad picture looked bleak, there were cameos of excellence that led to a promising future. LB Tommy Nobis was named to his second Pro Bowl and RB Junior Coffey ended the year with 722 yards to finish as the eighth leading rusher in the league and the Falcons' Most Valuable Player.

1968

Norm Van Brocklin was named to replace Norb Hecker as head coach after three games in the season. The 2-12 Falcons won twice after Brocklin's arrival and finished short by a touchdown or less in three other games. DE Claude Humphrey, the Falcons first-round draft choice, was voted NFL Defensive Rookie of the Year for his play at left end. Billy Lothridge, despite having to start at safety, won his second consecutive NFL punting championship. LB Tommy Nobis was also named to his third-straight Pro Bowl.

1969

The Falcons doubled their best victory total ending the season at 6-8. Atlanta started the season with its first victory in a season opener, a 24-12 decision, vs. San Francisco at Fulton County Stadium. Backup QB Randy Johnson was named NFL Offensive Player of the Week for his four-touchdown effort in the Falcons' 48-31 victory over the Chicago Bears on November 16. RB Harmon Wages scored three touchdowns vs. New Orleans on December 7, as he threw, caught and ran for a touchdown in a 45-17 win. The club would finish the season in its highest place yet in the Coastal Division at third. Seven Falcons were named to the Pro Bowl: RB Jim Butler, QB Bob Berry, LB Greg Brezina, K Bob Etter, T George Kunz, TE Jim Mitchell and DB Ken Reeves.

1970

The Falcons completed their fifth season at 4-8-2, but were not far away from having their first winning season as four times Atlanta led deep in the fourth quarter (vs. San Fran-

cisco, Green Bay, Los Angeles and Philadelphia) only to lose or be tied in the final moments. Quarterback Bob Berry had the franchise's first 300-yard passing game vs. the Packers on September 27 and RB Jim Butler set a new club record in rushing with 127 yards on 17 carries in the home opener vs. the 49ers on October 4. Over 30 million viewers saw the Falcons face the Dolphins in Atlanta's first game nationally on Monday Night Football with Miami prevailing, 20-7. Defensive end Claude Humphrey, T George Kunz and LB Tommy Nobis represented the Falcons at the Pro Bowl.

1971

For the first time in team history, ticket prices are raised. Most seats increase in price from \$6 to \$7.50. Head coach Norm Van Brocklin was elected to the Pro Football Hall of Fame. Furman University in Greenville, South Carolina, becomes the third home of the Falcons' training camp. The Falcon uniform is also changed as the team switches to red jerseys. On November 22, Atlanta wins its first nationally-televised game with a 28-21 victory over Green Bay at home on Monday Night Football. The Falcons post their first winning season in history at 7-6-1, after WR Ken Burrow pulls in a winning touchdown pass from QB Bob Berry with 40 seconds remaining in a 24-20 victory over New Orleans on December 19 in the regular-season finale, but still do not qualify for the postseason. DE Claude Humphrey is named to his second-straight Pro Bowl.

1972

Draft rights for Heisman Trophy winner Pat Sullivan of Auburn are obtained as the Falcons make four deals involving six veterans. RB Dave Hampton scores two touchdowns and rushes for a club record of 161 yards as the Falcons stop Los Angeles, 31-3, on October 1 for the team's first victory ever, in 11 games, over the Rams. Fellow RB Art Malone rushes for 103 yards, marking the first time in Atlanta's seven-year history that two backs

1973

Smashing 35 team records, the Falcons defeat New Orleans in the season opener, 62-7. In one of the most dramatic comebacks in the club's history, Atlanta rebounds to defeat the previously unbeaten Minnesota Vikings, 20-14, before a capacity crowd and national-television audience at Atlanta Stadium. The Falcons finish the season at 9-5 for their most wins and best record ever, but lose out to the playoffs by just one game. Rookie kicking specialist Nick Mike-Mayer, DE Claude Humphrey, DE John Zook and T George Kunz were named to the National Football Conference Pro Bowl team on December 18.

1974

Norm Van Brocklin is fired as head coach-general manager after eight games into the season on November 5. Marion Campbell, the Falcons' defensive coordinator since 1969, is named head coach the following day. A record low of 40,202 "no shows" is recorded at Atlanta Stadium as Los Angeles de-

YEAR-BY-YEAR HISTORY

feats the Falcons, 30–7, in sub-freezing weather on December 1. Rookie QB Kim McQuilken, making his second start of the year, leads the Falcons to a season-closing 10–3 victory over Green Bay to finish the team's record for the year at 3–11. DE Claude Humphrey and C Jeff Van Note are selected to represent Atlanta at the Pro Bowl.

1975

The Falcons trade veteran T George Kunz and a draft choice to Baltimore for the No. 1 pick in the 1975 NFL draft. Atlanta also got the Colts' sixth round choice. QB Steve Bartkowski of California, a consensus All-America, is selected by the Falcons as the No. 1 draft choice on January 28. On February 26, Pat Peppler, instrumental in the construction of two Super Bowl championships at Green Bay (1967 and 1968) and Miami (1973 and 1974), is named the Falcons' new general manager. RB Dave Hampton finally cracked the elusive 1,000-yard Club, by gaining 61 yards in the final game of the season against the Green Bay Packers. Those yards pushed his total to 1,002, making him the first back in Falcons history to gain 1,000 or more yards rushing. Atlanta ended the season at 4–10. The Falcons had two players selected to the Pro Bowl following the season: C Jeff Van Note and P John James.

1976

After the club's fourth loss in five starts, Marion Campbell is fired as head coach. Chairman of the Board Rankin M. Smith Sr. names Pat Peppler interim head coach on October 11. Atlanta exploded for 17 points in the fourth quarter to upset playoff-bound Dallas, 17–10, on Nov. 21, before 54,992 fans at Atlanta-Fulton County Stadium. Under Peppler, the Falcons finish the season 4–10. P John James is selected to his second straight Pro Bowl.

1977

The Falcons begin a complete revamping of the front office. On February 1, former Washington Redskin and Dallas Cowboy QB Eddie LeBaron is named General Manager and Rankin M. Smith, Jr. is named President of the team. Leeman Bennett, an assistant coach with the Los Angeles Rams for four years, is named the Falcons' head coach on February 3. During the season, the Falcons defense established a modern-day NFL record of 129 points allowed in a 14-game season, as the club finishes 7–7. The defense gains the popular nickname "The Gritz Blitz": P John James, DE Claude Humphrey and DB Roland Lawrence are named to the Pro Bowl.

1978

On March 30, the Falcons announce plans for a new year-round training site and team headquarters to be constructed in Suwanee, Georgia. The team unveiled new uniforms, which featured silver-gray pants on August 19. The Falcons record their first ever shutout in Atlanta-Fulton County Stadium on October 15, with a 14–0 defeat of Detroit. K Tim Mazzetti kicks five field goals to give Atlanta a 15–7 Monday Night victory

over the Los Angeles Rams on October 30. On December 16, the Falcons clinch their first ever playoff berth when Chicago defeats Washington as the Falcons close out the season with a 9–7 record. QB Steve Bartowski throws two touchdown passes in the final eight minutes to spark a 14–13 Atlanta win vs. Philadelphia in the NFC Wild card Playoff Game on December 24 for the Falcons first-ever playoff victory. The Falcons lose the next week in the Divisional Playoff Game 27–20 at Dallas after squandering a 20–13 halftime lead.

1979

Rookie RB William Andrews establishes a new club single game rushing record with a 167-yard performance at New Orleans on September 2, in his NFL debut. On September 16, QB Steve Bartowski sets a new franchise record for single game passing with 326 yards on 20 of 29 passing against Denver. Running back Lynn Cain becomes the first Falcon player to ever score three touchdowns in a single game as he catches two and rushes for another against Oakland on October 14. In a 31–21 victory over San Francisco on December 16, records were broken for the season by Andrews with 1,023 yards rushing, WR Wallace Francis with 74 catches for 1,013 yards and by Bartowski with 2,502 passing yards (203–379). The Falcons finish the year at 6–10 and C Jeff Van Note is selected to play in the Pro Bowl.

1980

The Falcons go on a nine-game winning streak, starting with a 41–14 rout of New Orleans, to finish with a 12–4 record to capture the team's first-ever NFC Western Division title. The Falcons nine straight wins and 12 wins on the season are both club bests. In a battle of 12–4 teams in Atlanta, the Falcons build a 27–17 lead over Dallas in the NFC Divisional Playoff game, but are defeated by the Cowboys 30–27 in front of the largest crowd in stadium history (60,022). The year features club records in passing from QB Steve Bartowski (3,544 yards and 31 TDs), rushing by RB William Andrews (1,308 yards) and receiving by WR Alfred Jenkins (1,025 yards) plus LB Al Richardson got a takeaway in nine consecutive games as the team garnered a total of 42 takeaways. A record six Falcons are selected to play in the Pro Bowl: Andrews, Bartowski, Jenkins, C Jeff Van Note, T Mike Kenn and TE Junior Miller.

1981

Trailing Green Bay 17–0 after three quarters on the road, the Falcons erupt for an NFL record tying 31 fourth quarter points in a 31–17 win. The team finishes the year at 7–9 and has a club-record seven members selected to the Pro Bowl: T Mike Kenn, QB Steve Bartowski, C Jeff Van Note, WR Alfred Jenkins, RB William Andrews, TE Junior Miller and G R.C. Thieleman. The team will look back on seven losses of five points or less as to why they finished with the 7–9 record. The defeats were by 1,2,2,3,3,3 and 5 points.

YEAR-BY-YEAR HISTORY

1982

Season ticket sales are halted after reaching a club record 55,144 as Atlanta finishes the strike-shortened season at 5-4. For the third time in five seasons, the Falcons go to the playoffs with a playoff-clinching 17-7 victory on national-television at San Francisco on December 19. In the opening round of the playoffs at Minnesota, the Falcons special teams score touchdowns on a blocked punt and a fake field goal to help build a 21-13 lead in the second half. But the Vikings rally for 14 points in the 4th quarter to win 30-24. T Mike Kenn, G R.C. Thielemann, C Jeff Van Note and RB William Andrews are selected to the Pro Bowl.

1983

The Falcons end the year with a 7-9 record as new head coach Dan Henning takes over the team. DE Kenny Johnson became only the 12th player in NFL history to score two touchdowns in the same game on interception returns as Atlanta defeats Green Bay 41-34 in overtime. Running back William Andrews sets a new club record with 331 rushing attempts for 1,567 yards. QB Steve Bartkowski has his third 3,000-yard season and set a team mark with a 63.4% completion rate and just a 1.1% interception rate (5 interceptions in 432 passing attempts), while C Jeff Van Note starts his 200th game as a Falcon on December 18.

1984

RB Gerald Riggs takes over for the Falcons' all time leading rusher William Andrews who is out for the season after knee surgery. On opening day at New Orleans, Riggs sets a new club record with 35 attempts for 202 yards in a 36-28 win. This begins the first of three consecutive 1,000-yard seasons for Riggs who carries 483 times over 18 games without fumbling. The Falcons finish the year at 4-12.

1985

PR Billy "White Shoes" Johnson became the NFL's all-time leading punt returner as he gains 58 yards in the season opener versus Detroit on September 8. On the final game of the season, RB Gerald Riggs runs for 158 yards, his 9th 100-yard game of the year, in a 16-10 win at New Orleans to finish the season with 1,719 yards and leads the NFC in rushing, while being named to the Pro Bowl. The team ends their second straight season at 4-12. Eddie LeBaron, Vice President and CEO, is dismissed, while former Falcon head coach Marion Campbell is hired as defensive coordinator.

1986

The Falcons soared to four straight wins by beating New Orleans, St. Louis, Dallas and Tampa Bay for the best-ever start in club history. On December 14, Atlanta Fulton-County Stadium played host to C Jeff Van Note day as the 18-year veteran center was honored after 246 games. With all his family present, Van Note was presented gifts including a vintage 1957

Chevy (symbolic of his jersey #57 and being a classic). K Mick Luckhurst extended his club record to 117 consecutive PATs, as the team lost seven of their last nine contests to end the year at 7-8-1. G Bill Fralic and RB Gerald Riggs were selected to represent the Falcons at the Pro Bowl.

1987

For the second time in his career, Marion Campbell is named head coach of the team. After being defeated 48-10 at Tampa Bay in the season opener the Falcons rebound claiming victory over the eventual World Champion Washington Redskins 21-20 in front of over 50,000 fans at Fulton-County Stadium on September 20. Also on that day, PR Billy "White Shoes" Johnson added another milestone to his brilliant career by becoming the NFL's all-time leading punt returner by recording his 259th lifetime return. On September 22, the NFL Players Association walk off the job for the second time in five years, but only one game is cancelled. The League's owners decide to continue with replacement players. RB Gerald Riggs becomes the club's all-time leading rusher with 5,987 yards, surpassing William Andrews on December 6. P Rick Donnelly and WR Sylvester Stamps claim a pair of NFL individual titles as they finish the season with the league's punting title with a 44.03 average and a league-best 27.5 kickoff return average, respectively. The Falcons end the year with a 3-12 record, while G Bill Fralic and Riggs are named to the Pro Bowl.

1988

An improving Falcons defense was among the best in the NFL during the second half of the season as Atlanta finishes the '88 campaign at 5-11. Atlanta's "baby boomers" (average age of 25) allowed only six touchdowns over the final seven games. CB Scott Case laid claim to a spot in the Pro Bowl by being named NFC Defensive Player of the Month for November. Case picked off 10 passes on the season to finish atop the league charts and set a Falcons record for interceptions in a season. Running back John Settle put his name in the league record book by becoming the first free agent in NFL history since the 1970 merger to gain 1,000 yards in a season with 1,024 yards. G Bill Fralic joined Case and Settle in the Pro Bowl following the season.

1989

CB Deion "Prime Time" Sanders, who after a lengthy holdout, reports to camp and takes part in practice on Friday and a Saturday walk-through before the season opener versus the Los Angeles Rams. In the first quarter, Sanders returns a punt 68 yards for a touchdown. After hitting a home run for the New York Yankees earlier in the week, it makes him the only modern day athlete to hit a homerun and score a touchdown in the same week. G Bill Fralic goes to a fourth consecutive Pro Bowl, the only guard in the NFL to do so, and is named to the 2nd team of the All-NFL team of the 80's. Rookie WR Shawn Collins leads all NFL rookies and sets a club rookie mark with 58 catches, while Sanders gains post-season recognition by

YEAR-BY-YEAR HISTORY

leading all rookie defensive backs with five interceptions and gaining over 1,000 yards in return yardage. Head coach Marion Campbell announces his resignation after 12 games (3–9); leaving assistant head coach Jim Hanifan to take over for the final four games. The team ends the season with a 3–13 mark.

1990

Former Falcons defensive coordinator and Houston Oilers head coach Jerry Glanville accepts the offer to become the Falcons 9th head coach in franchise history. The team announces plans for their 25th Anniversary season that includes going back to the original black jerseys of 1966. In addition, black helmets are unveiled along with the anniversary logo patches for the uniforms. With the number one pick in the draft, Atlanta trades with Indianapolis for six-time Pro Bowl lineman T Chris Hinton, all-rookie WR Andre Rison and the following year's #1 pick. The Falcons close their first-ever undefeated preseason at 4–0 with a 45–14 win over New England. On September 9, Houston comes to town to face Atlanta and their former coach, but the Falcons prevail scoring three defensive touchdowns en route to a 47–27 victory. The Falcons led the NFL with a 3.3 per carry rush defense as the team moved up in over 20 statistical categories from the previous season to finish the year at 5–11. LB Jessie Tuggle led the NFL in tackles with 201 and Rison sets a club mark with 82 pass receptions on his way to a Pro Bowl berth.

1991

The Falcons proved to be one of the most exciting and entertaining teams of the NFL in '91, winning six straight games down the stretch and eight of their last 11 contests, to earn a playoff berth at 10–6. Atlanta had the second most wins in club history with 11 and captured their first road playoff victory at New Orleans. The Falcons also made team history by sweeping through their NFC West road trips by defeating the Saints, Rams, and 49ers, giving San Francisco their only home loss on the season. A sellout crowd witnessed the Falcons final home game of the 1991 season, as well as Atlanta's final game in Fulton-County Stadium. The Falcons defeated Seattle, 26–13, to run their home win streak to five straight. CBs Deion Sanders and Tim McKyer both co-led the NFC in interceptions with six apiece. Sanders was joined at the Pro Bowl by teammates WR Andre Rison, QB Chris Miller and T Chris Hinton.

1992

On August 23, a sold-out crowd and a national TV audience saw the Falcons win the first-ever football game in the new Georgia Dome, 20–10, over the Philadelphia Eagles. In the regular season opener in the Dome, Atlanta scored on their first four possessions en route to a 20–17 win over the New York Jets before another sellout crowd. The Falcons led the NFL with a club record 33-touchdown passes and became the only team to have 30 or more touchdowns in both '91 and '92. The 336 pass completions were a club season best as were the 194 passing first downs. WR Andre Rison set a club record

with 93 receptions and became the first player in NFL history to have 300 catches in their first four years in the league. The Rison-WR Michael Haynes tandem netted 21 touchdowns to lead the NFL for the second straight year (23 in '91). The team finished the season with a 6–10 record as Rison, DB Deion Sanders, LB Jessie Tuggle and special teams standout Elbert Shelley were named to the Pro Bowl.

1993

Led by Pro Bowlers WR Andre Rison, QB Bobby Hebert, S Elbert Shelley and PK Norm Johnson, Atlanta's offense scored over 300 points for the fourth consecutive season. Rison scored a club record 15 TDs and set a new standard for the most receptions in his first five seasons with 394. Hebert finished third in the NFL with a career-high 24 touchdown passes and had the NFL's longest play of the year, a 98-yard strike to WR Michael Haynes. Johnson nearly had a perfect season, connecting on 26-of-27 field goals (.963), while stretching his consecutive FG streak to 26 in-a-row, the second best mark in NFL history. Pro Bowler CB Deion Sanders continued to be an impact player, picking off seven passes while shutting down the league's top receivers. Third-year RB Erric Pegram made a name for himself, rushing for 1,185 yards, the fourth highest total in '93 as the team ended the year for a second straight season at 6–10.

1994

June Jones was named the Falcons' 10th head coach on January 24 replacing Jerry Glanville who resigned following the 1993 season. The '94 season was trademarked by the way the team started and ended each game. The Falcons came out ready to play in the first quarters, rolling up a combined 93–61 advantage in those first 15 minutes of play. Atlanta also had the lead in 14 of the 16 games they played in and led 12 of those 16 games, heading into the fourth quarter only to finish the year with a 7–9 record. In 11 of the 16 games, the Falcons had the lead at the two-minute warning only to falter in the end. Wide receiver Terance Mathis closes out a brilliant season with a club record 111 receptions, the fourth highest total of all-time. His 1,342 receiving yards ranks second on the Atlanta's all-time charts. For his efforts, he is voted to the '95 Pro Bowl along with teammates LB Jessie Tuggle and S Elbert Shelley.

1995

In what would be Atlanta's first playoff season since 1991, the Falcons ended the regular season with a 9–7 mark, while establishing some club and league records along the way. K Morten Andersen, who was signed as a free agent from New Orleans before training camp, sets an NFL- mark with three field goals from beyond 50 yards in one game. Shots from 55, 55 and 51 capped a 19–14 victory over Andersen's former Saints teammates to give Atlanta their first sweep of New Orleans since 1985. Needing a win to make the playoffs, the Falcons pull off the improbable, defeating the defending World Champion 49ers, 28–27, in front of a frenzied crowd at

YEAR-BY-YEAR HISTORY

the Georgia Dome on Christmas Eve. Quarterback Bobby Herbert connects with WR Terance Mathis on two touchdowns, including the game-winner, as Mathis makes an incredible run to the end zone with 1:45 remaining. Atlanta establishes an NFL record by having four players each gain 1,000 yards, including WRs Eric Metcalf (1,189), Terance Mathis (1,039), Bert Emanuel (1,039) and RB Craig Heyward (1,083). Quarterback Jeff George, meanwhile, became only the 18th quarterback in league history to have over 4,000 yards passing in a season by finishing with 4,143 yards. LB Jessie Tuggle, S Elbert Shelley, DE Chris Doleman, Andersen and Hayward were named to the Pro Bowl.

1996

Only one season after earning a wild-card berth, Atlanta tied a club-mark for most losses and finished with the third-poorest winning percentage (.188) in team history with a 3–13 mark. A 31–15 victory over the Saints on December 8 snapped a 10-game road losing streak and provided the team with its first NFC West win outside the Georgia Dome since an overtime win in New Orleans on September 17, 1995. In a lone bright spot, RB Jamal Anderson became the seventh Falcons player in club history to rush for over 1,000 yards in a season, gaining 1,055 on the year. With Anderson's accomplishment, the Falcons were the only NFL team to have three different players in the past four years to gain 1,000 yards. On December 23, head coach June Jones was dismissed from the team.

1997

On January 3, Dan Reeves is named the 11th head coach in franchise history as he comes to Atlanta as Executive Vice President of Football Operations/Head Coach. After a difficult 1–7 start, the Falcons went 6–2 in their final eight games to finish 7–9, marking one of the best second-half comebacks in NFL history. QB Chris Chandler came on strong and ranked second in the NFL in QB rating (95.1) on his way to his first Pro Bowl appearance, joining teammate LB Jessie Tuggle. The real story of the season, however, was the tremendous play of the defensive line, which established a club record 55 sacks to rank 2nd in the NFL. DE Chuck Smith (12.0 sacks) and DT Travis Hall (10.5 sacks) led the charge. Team owner and founder Rankin M. Smith passed away on October 26 from heart complications just hours before the Falcons were to play a nationally televised game at Carolina. The 72-year old was remembered at a Tuesday memorial service as a quiet, behind-the-scenes "pioneer" who helped bring professional sports, and other major contributions, to his beloved city of Atlanta.

1998

The Falcons, who jumped from a 7–9 finish in 1997 to a franchise record 14–2 in 1998, specialized in quick turnovers. In one of the more heart felt stories of the year, head coach Dan Reeves underwent quadruple bypass surgery and a mere five weeks later coached his team to a 30–27 overtime victory against Minnesota to capture the NFC Championship that

matched the Falcons against the Denver Broncos in Super Bowl XXXIII in Miami. The team accomplished many firsts in 1998 with the first-ever 8–0 home mark, best overall record at 14–2, most points in a season with 442 that included a best 53 touchdowns and a league-high 44 takeaways. Atlanta was paced by RB Jamal Anderson, who set a team record with 1,846 yards rushing, including an NFL high 12 100-yard games. The Falcons dubbed themselves the "Dirty Birds" and Anderson created a touchdown dance to fit the name. The dance, which even consisted of flapping arms to act like wings, was introduced when TE O.J. Santiago celebrated his two-touchdown effort following a 41–10 victory at New England in early November. The fever it generated captivated a national audience as well as brought the Falcons to the front of the Atlanta sports scene. Dan Reeves joining Anderson on stage for a rendition of the "Dirty Bird" following the NFC Championship trophy presentation was a lasting highlight of the team's journey to the Super Bowl. Reeves, who was named NFL Coach of the Year, guided his Falcons to just the second NFC West title in the 33-year history of the franchise. QB Chris Chandler, CB Ray Buchanan, S Eugene Robinson, LB Jessie Tuggle and T Bob Whitfield joined Anderson in representing the Falcons in the Pro Bowl.

1999

The Atlanta Falcons entered the 1999 season with the hopes of defending their 1998 NFC Championship crown and becoming the first NFL team ever to reach the Super Bowl in its own stadium. The Georgia Dome was the site of Super Bowl XXXIV. Unfortunately the setbacks of an 0–4 start led the Falcons to a disappointing 5–11 finish. In Week 2 against the Dallas Cowboys in a Monday Night Football matchup at Texas Stadium, RB Jamal Anderson was lost for the season with a knee injury. The Falcons did reach some milestones through the season. WR Terance Mathis became the club's all-time leader in receptions with a 12-catch, 166-yard performance in a Monday Night Football game at Pittsburgh. LB Jessie Tuggle had his 12th-straight 100-tackle season after finishing with a team-leading 122 total tackles.

2000

After a 2–1 start that included victories over two key NFC West opponents, the Falcons season took a turn for the worse with a 4–12 final record. The Falcons suffered several key injuries including a season-ending foot injury to LB Keith Brooking after five games and LB Jessie Tuggle in the eighth game of the season. RB Jamal Anderson returned to action following a 1999 season-ending knee injury, starting all 16 games and finishing with his fourth 1,000-yard season with 1,024 yards. K Morten Andersen began the season with a five-field goal game vs. San Francisco and then ended the year with five field goals in the season-finale vs. Kansas City. In the process he became the Falcons all-time leader in both field goals and points. Wide receiver Terance Mathis became the club's all-time leader in receiving yards to pass WR Alfred Jenkins in that category. Rookie CB Darrick Vaughn, the Falcons seventh

YEAR-BY-YEAR HISTORY

round draft choice, led the NFL with a 27.7 average and three kickoff returns for a touchdown. That average and the three touchdowns are both Falcons single-season high marks.

2001

The 2001 Atlanta Falcons entered Week 15 with a matchup at Miami with a 7-7 record and still alive in the NFC playoff race. Three controversial calls by the officials and two goal line stands by the Dolphins defense ended the Falcons post-season hopes with a 21-14 defeat. The next week the Falcons traveled to St. Louis and lost 31-13 to finish the year with a disappointing 7-9 record. Even with two overtime losses to San Francisco when the Falcons squandered fourth quarter leads, Atlanta jumped to a 6-4 record before winning just one of their remaining six games. Included in the wins was a big 23-20 victory over the Green Bay Packers at Lambeau Field, highlighted by a 352-passing effort by QB Chris Chandler. Long after memories of the disappointing 2001 season end, the year will be remembered for the nucleus of young players that emerged and will hopefully lead the Falcons to a successful future. Among the group of young players that stood out were Pro Bowl LB Keith Brooking, who had 10 or more tackles in 11 of the team's 16 games, and first-round draft pick QB Michael Vick. Vick had the normal growing pains of any rookie quarterback, but in the Miami game Vick, who played following an elbow injury to Chandler, showed flashes of his potential, completing 11 of 20 passes for 214 yards with a touchdown and gaining 63 yards rushing on five carries. Among his highlights were a 52-yard pass to WR Brian Finneran and a 23-yard scramble for a first down on a 4th and 15 play. A renewed Chandler led the team to a 6-4 record in games where he started and finished, and DE Patrick Kerney had a breakout year with a team-leading 12.0 sacks. The day before the draft, the Falcons obtained the first pick in a trade with San Diego and used the pick on Vick, who is expected to be the quarterback of the future. In another historical move, team President Taylor Smith agreed to sell the team to local businessman Arthur Blank, who was approved by the NFL owners the day before the Super Bowl. A week before the final preseason game the end of an era came upon the Falcons when LB Jessie Tuggle retired following 14 seasons in Atlanta. The example he set helped his replacement Brooking, who was moved from the weakside linebacker spot to the middle, spring to the top of the middle linebacker lists in the NFL with a career-high 167 tackles.

2002

The Atlanta Falcons began the Arthur Blank era with a 9-6-1 record and a berth in the playoffs as a Wild Card participant. Blank helped resurrect the excitement in the Georgia Dome with added value to the fans with increased tailgating, parking and entertainment. The fans responded with every game being sold out. After beginning the year with a 1-3 record, head coach Dan Reeves and QB Michael Vick led the Falcons to an NFL-best eight-game unbeaten streak (7-0-1). The Falcons set records and showcased numerous highlights during

that stretch. In a game at Pittsburgh, the Falcons rallied from a 34-17 deficit with just over eight minutes to play to tie the game at 34-34. The Falcons also shutout Carolina two times with a 30-0 victory at the Dome and a 41-0 win in Charlotte. The Falcons finished the season with a team-record 23 rushing touchdowns and a franchise-best eight games with 30 or more points. After finishing 30th in rushing in 1999, 28th in 2000 and 16th in 2001, the Falcons improved to 4th in the NFL in 2002. On the defensive side of the ball, new defensive coordinator Wade Phillips made a switch to a 3-4 defensive alignment that helped the team finish third in interceptions with 24, second in takeaways with 39 and fourth in sacks with 47. In his first season as a starter, Vick earned a Pro Bowl berth to become just the sixth quarterback to be voted to the Pro Bowl in his first year as a starter. Vick rushed for 173 yards in an overtime win at Minnesota, the highest single-game rushing total for an NFL quarterback ever. Vick also had the longest run ever by a Falcons quarterback with a 46-yard game-winning touchdown in overtime against the Vikings. LB Keith Brooking earned his second consecutive Pro Bowl berth after setting a career-high with 212 total tackles. In the postseason, the Falcons became the first team ever to defeat the Green Bay Packers in the postseason at Lambeau Field with a 27-7 win to advance to the second round of the NFC playoffs. The Falcons season came to an end the next week with a 20-6 loss against the Philadelphia Eagles at Veterans Stadium in an NFC Divisional playoff game.

2003

One season removed from a playoff berth and a historical win over Green Bay in the playoffs, the 2003 Falcons fell to 5-11. Injuries and a lack of consistency punctuated the Falcons 2003 season. QB Michael Vick, who played a large role in the Falcons' push for the playoffs in 2002, suffered a broken right leg in the second preseason game against Baltimore and did not return until the 11th game of the regular season in a relief appearance at Houston. Strong first half efforts would give way to second half heartbreak as the Falcons went 2-6 in the eight games which they led at the half. The Falcons defeated the Dallas Cowboys in the regular season opener, 27-13, before losing their next seven contests. They did not win again until the ninth game of the season when they went on the road and defeated the New York Giants 27-7. The victory gave Falcons head coach Dan Reeves the 200th win of his career. One year after setting the NFL single-game record for most yards rushing by a quarterback, Vick went out and rushed for a 141 yards in his first start of the season against the Panthers. His rushing performance marked the third-highest single game rushing total by a quarterback in NFL history. Three days after the victory against the Panthers, Reeves, who coached the Falcons for seven seasons, was released from his contract on December 10. Defensive coordinator Wade Phillips took over as interim coach for the final three games. In the days leading up to the Buccaneers game in Week 16, Rich McKay, who for the previous eight seasons was general manager of the Buccaneers, was named president and general manager of

YEAR-BY-YEAR HISTORY

the Falcons on December 15. Less than two weeks after the conclusion of the season, Jim Mora was named head coach on January 9, 2004. LB Keith Brooking and TE Alge Crumpler were named to the Pro Bowl, with Crumpler earning a starting nod on the NFC squad.

2004

First year Head Coach Jim Mora's fiery, motivating style of coaching becomes contagious and resonates with his team as the Falcons match the best start ever in team history at 4-0 on their way to a 6-2 halfway record. The aggressive approach on both offense and defense pays off and masks the potential growing pains of new offensive and defensive systems being implemented. The birds clinch just their third division title in team history in high fashion in a 35-10 rout of the Oakland Raiders in Week 14 as RB T.J. Duckett establishes a new team record with four rushing touchdowns. The club finishes the regular season with an 11-5 record, a first round playoff bye, and sets numerous milestones, including leading the NFL in rushing for the first time ever with a team record 2,672 yards and a club-best 5.1 per carry average, as well as a League-high 48 sacks, which also is the first time that feat has been accomplished. The Falcons defense soars 18 spots from the last in the League in 2003 to 14th in total defense and scoring defense under new architect Ed Donatell. Atlanta blasts St. Louis 47-17 in the Divisional Playoff game at the Georgia Dome in one of the most dominant rushing performances in postseason history, racking up 327 yards rushing, the fourth-highest total ever. The Falcons' dream of a Super Bowl trip is ended the following week in a 27-10 defeat at Philadelphia in the NFC Championship Game, the second NFC Title appearance in team history. Mora garners votes for NFL Coach of the Year and becomes just the 11th head coach in NFL history to capture a Division title in his first season. QB Michael Vick, TE Alge Crumpler, LB Keith Brooking, DE Patrick Kerney and returner Allen Rossum go to the Pro Bowl, the most Falcons players since 1998 Super Bowl season.

2005

The Falcons soar to a 6-2 first half record despite numerous injuries on defense that force rookies into the starting lineup and a shuffling of linebacker positions after five games. Atlanta records a perfect 3-0 mark on Monday Night Football (and 4-1 record in nationally-televised games). The growing pains catch up to the Falcons in the second half of the season though and the team finishes 8-8. Atlanta's offense again leads the NFL in rushing yards with 2,546 yards and average at 4.8. RB Warrick Dunn enjoys a career year with a career-high 1,416 rushing yards en route to earning his Pro Bowl since 2000. TE Alge Crumpler leads the team in receptions with a career-best 65 catches for a career-high 877 receiving yards. QB Michael Vick passes for 2,412 yards with 15 touchdowns and rushes for 597 yards and six scores. LB Keith Brooking leads the club again in tackles with 150 as he moves over to MLB after a season-ending Achilles injury to Edgerton Hartwell in Week 5 forces a chain reaction of wholesale changes

in the linebacker department. Rookies such as LB Michael Boley and DL Jonathon Babineaux, Chauncey Davis and Darrell Shropshire are pressed into major duty due to injuries. DT Rod Coleman leads all interior linemen with 10.5 sacks. Dunn, Crumpler, Vick, Brooking, Coleman and CB DeAngelo Hall are voted to the Pro Bowl by their peers and are the most Pro Bowlers since the 1998 Super Bowl season.

2006

Similar to the second half of 2005, the Falcons start out 5-2 in first half of play only to limp to 2-7 down the stretch. Head Coach Jim Mora is dismissed from his contract after three years following the 7-9 season. The Falcons lead the NFL in rushing again for the third straight year with a franchise record 2,939 yards, which is the ninth-highest total in NFL history. Michael Vick becomes the first quarterback in League history to rush for over 1,000 yards with 1,039. With RB Warrick Dunn's 1,140 rushing yards, Vick and Dunn become only the fourth set of backfield teammates to both eclipse the century mark in the same season in NFL history. Vick also adds a career-high 20 touchdown passes. TE Alge Crumpler is named to his fourth straight Pro Bowl as he leads the team in receiving and adds a career-high eight touchdowns. CB DeAngelo Hall also is voted to the Pro Bowl but first year as a starter. K Morten Andersen becomes the NFL's all-time leading scorer and all-time leader in career field goals.

2007

The Falcons placed a franchise record 16 players on injured reserve which included seven starters over the course of the season. Atlanta also witnessed its starting quarterback be suspended by the NFL prior to the start of the year while its Head Coach Bobby Petrino left the team following Week 14. With a 4-12 record, the Falcons did see some positive results however. Wide receiver Roddy White became the Falcons first 1,000-yard receiver since 1999 and running back Warrick Dunn became the 22nd player in league history to amass 10,000 career rushing yards. Kicker Morten Andersen and quarterback Chris Redman each received NFC Player of the Week accolades.

2008

In just one season, the Atlanta Falcons rebounded from four wins in 2007 to an 11-5 regular season record and the team's first playoff berth since 2004. The '08 campaign was a year of firsts as first year Head Coach Mike Smith and first year quarterback Matt Ryan became the first rookie head coach and quarterback duo to compete in a playoff contest since 1945 when the Cleveland Rams accomplished the feat. In Smith's stellar first season, he also became only the fourth Head Coach in franchise history to record 11 or more victories in a single year en route to Associated Press Coach of the Year honors. The distinction marked only the second occasion a Falcons coach earned the award in franchise history. The Falcons witnessed an entire team effort in the turnaround as an organization with a fresh look that took the NFL by storm,

YEAR-BY-YEAR HISTORY

winning five of their last six games on the way to a second place finish in the NFC South Division. Atlanta garnered two Pro Bowl selections in running back Michael Turner and wide receiver Roddy White who also made their first visits to the league's all-star game. Quarterback Matt Ryan earned Associated Press Offensive Rookie of the Year honors and was named NFC Rookie of the Month (October), a first in both categories in team history. The Falcons also finished the regular season with five NFC Player of the Week accolades. Turner earned the honor on three occasions, while Ryan was named NFC Offensive Player of the Week after his performance against the Oakland Raiders in Week 9 and wide receiver Harry Douglas was named NFC Special Teams Player of the Week after returning a punt 61 yards against Carolina in Week 12. In his first season with the Falcons, Turner was tied for second in the final NFL MVP voting as he finished second in the league in rushing (1,699 yards) while topping the 1,000-yard plateau for the first time in his career. Turner also posted 17 rushing touchdowns, which set a new franchise record. White also logged a career year as he set a new franchise record with 1,382 receiving yards in a single-season while becoming the first wide receiver in team history to post back-to-back 1,200-yard campaigns. Defensively, John Abraham set a new team record and a personal best with 16.5 sacks, topping the old record of 16.0 held by Joel Williams, which was set in 1980. At the conclusion of the year, Coach Smith (Coach of the Year), Matt Ryan (Rookie of the Year) and General Manager Thomas Dimitroff (Executive of the Year) all earned honors from Sporting News Magazine, becoming the first trio in the publication's 132-year history to sweep the awards.

2009

The Falcons concluded the 2009 campaign with a 9-7 record and back to back winning seasons for the first time in the franchise's 44-year history, which includes an 11-5 record in 2008. Atlanta ended the season with three consecutive victories and a series sweep over NFC South Division rival Tampa Bay. After two seasons, Falcons Head Coach Mike Smith compiled a coaching record of 20-12 (.625), which is the second-best winning percentage for an Atlanta head coach in their first two seasons with the team. He sits behind Dan Reeves who totaled a 21-11 mark

(.656) from 1997-98. As a starter, quarterback Matt Ryan finished the 2009 campaign with a 6-0 home record and after two seasons is 13-1 starting under center. The 2009 season featured many team and individual accomplishments, but none as impressive as wide receiver Roddy White who finished the season with 85 receptions for 1,153 yards and a career-high 11 touchdowns. He became only the second receiver in franchise history to register three consecutive 1,000-yard receiving seasons. Tight end Tony Gonzalez, who led all tight ends in NFL history at seasons end in receptions (999), yards (11,807) and touchdowns (82), became the 21st player in NFL history to surpass 11,000 career receiving yards. Among other accomplishments, Gonzalez set the Falcons single-season re-

ception record for tight ends with 83. Defensively, Jonathan Babineaux led the team with a career-high six sacks. Cornerback Brent Grimes finished the year with a team-leading six interceptions and safety Thomas DeCoud was named NFC Defensive Player of the Week (6) for his performance against the Chicago Bears.

2010

The Atlanta Falcons finished the 2010 regular season with a 13-3 record, marking the team's second highest win total in franchise history. The Falcons also claimed the NFC South title and earned the top seed as well as home field advantage in the NFC Playoffs. Combined with an 11-5 record in 2008 and a 9-7 record in 2009, Atlanta has now posted three consecutive winning seasons for the first time in club history and has earned two playoff berths in the last three seasons. In 2010, the Falcons sent a franchise record and NFL-best nine players to the Pro Bowl with DE John Abraham, TE Tony Gonzalez, FB Ovie Mughelli, QB Matt Ryan, RB Michael Turner, WR/ST Eric Weems, and WR Roddy White all voted in, while T Tyson Clabo and CB Brent Grimes were added as alternates at the end of the season. The Birds went 7-1 at the Georgia Dome this season, which was tied for the second-best home record in a single-season in franchise history. This is the fifth time in club history that the team has posted a 7-1 home record, including twice under Head Coach Mike Smith. Only the 1998 team posted a better record, going 8-0 at home. Additionally, Atlanta posted a 5-1 record against NFC South opponents. Since 2008, the Falcons are 11-7 against division foes. Ryan had a breakout season in his third year under center, throwing for a career-high 3,705 yards, 28 touchdown passes and a 91.0 passer rating. Meanwhile, White set new franchise records with 115 catches and 1,389 receiving yards. White also posted his fourth straight 1,000-yard season and earned All-Pro honors. For the second time since 2008, the Falcons had a 3,000-yard passer, 1,000-yard receiver, and a 1,000-yard rusher, as Turner led the NFC with 1,371 yards and a team-high 12 touchdowns on the ground. Gonzalez continued his climb in the NFL record books, becoming the first tight end in League history to record 1,000 career receptions and his 1,069 catches ranks sixth all-time and second among all active players. His six touchdown catches in 2010 tied him with WR Don Maynard for 10th on the NFL's all-time touchdown receptions list with 88 career TDs and his 12,463 receiving yards are 15th all-time. Defensively, Abraham regained his 2008 form posting 13.0 sacks and two forced fumbles, while Grimes and S William Moore shared the team lead with five interceptions each and Grimes posted a franchise record 23 passes defended. LB Curtis Lofton led the team in tackles for the second consecutive season with 142 total tackles (101 solo). Atlanta captured the NFC South title for the second time since the NFL's realignment in 2002 and it was the fourth time in team history that the Falcons won their division (1980, 1998, 2004, 2010).

YEAR-BY-YEAR HISTORY

2011

The Atlanta Falcons concluded the 2011 season with a 10-6 record, marking the first time in franchise history that the team has recorded back-to-back seasons with at least 10 wins and third time in the last four seasons. The Falcons captured the fifth seed in the NFC, notching consecutive playoff berths for the first time in franchise history.

The Falcons also clinched a playoff berth for the third time in the last four seasons. Under Head Coach Mike Smith, the Falcons are the only NFC team to post winning records in each of the last four seasons (2008-11).

Smith has posted a four-year record of 43-21, which is not only the best four-year mark in team history, but ranks among the best records in NFL history for first-time head coaches. Smith is tied with Bill Cowher (Pittsburgh - '92-95), Mike Martz (St. Louis - '00-03), Mike Sherman (Green Bay - '00-03), and Mike Tomlin (Pittsburgh - '07-10) for the fourth-best four-year record among first-time head coaches.

The Birds wrapped up the 2011 campaign in record setting fashion, as QB Matt Ryan, RB Michael Turner and WR Roddy White all established new franchise bests. Ryan broke the franchise record for passing yards in a single season after eclipsing QB Jeff George's club record of 4,143 yards set in 1995. Ryan finished the 2011 season with 4,177 passing yards, 29 touchdown passes and a 92.9 quarterback rating, all career highs. White became the Falcons all-time leading receiver with 7,364 career receiving yards, breaking Terance Mathis' franchise record of 7,349 yards set between 1994 and 2001. The seventh year receiver out of UAB also finished the season with 100 receptions and became the first player in team history to record multiple 100-catch seasons. Turner also got in on the action, breaking Gerald Riggs' franchise record of 48 rushing touchdowns set between 1982 and 1988. "The Burner" led the NFC in rushing yards with 1,340 yards and added 11 touchdowns on the season.

In addition, TE Tony Gonzalez continued his ascension in the NFL record books, becoming the NFL's second all-time leading receiver with his 1,149 career receptions and climbed to 11th in League annals with his 13,338 career receiving yards and was named to his 12th Pro Bowl.

Defensively, the Falcons enjoyed a breakout season from LB Sean Weatherspoon, who finished the season with a career-high 127 tackles (86 solo) and four sacks. LB Curtis Lofton led the team in tackles for the third consecutive year with 167 tackles (101 solo) and added two interceptions. DE John Abraham continued to wreak havoc on opposing quarterbacks, notching 9.5 sacks and four forced fumbles.

2012

The Atlanta Falcons finished the 2012 season with a 14-4 overall record and hosted the NFC Championship Game for

the first time in franchise history. In five seasons under Head Coach Mike Smith, the Falcons have posted five consecutive winning seasons and earned four trips to the playoffs. Under Smith, the Falcons have posted a 56-24 record and their 56 wins are the second most in the NFL during that time and Atlanta's .700 winning percentage is the second-best mark in the NFL over the last five seasons trailing only the New England Patriots (60-20, .750).

Smith earned NFL Coach of the Year honors from the Sporting News for the third time in the last five seasons after guiding the Falcons to an NFC best 13-3 record in 2012. He also set a franchise record for most career coaching wins (56).

QB Matt Ryan enjoyed his best season, setting single-season franchise records for passing yards (4,719), pass attempts (615), completions (422), touchdown passes (32) and 300-yard games (7) en route to his second career Pro Bowl selection. In 2012, additionally, Ryan's 56 career wins are the most by any quarterback in his first five seasons in NFL history.

TE Tony Gonzalez continued to show that he is one of the premier tight ends in the NFL, catching 93 passes for 930 yards with eight touchdowns in 2012. Gonzalez was selected to the Pro Bowl for the 13th time in his career last season. He currently ranks second in NFL history with 1,242 career receptions and his 103 career touchdown catches are the sixth most in League annals.

WR Roddy White became just the fifth player in NFL history to post three straight seasons with 90-or-more receptions and 1,200-or-more yards with his 92 catch, 1,351 yard out put in 2012.

WR Julio Jones joined White to create one of the NFL's best receiving tandems as the duo became the first set of Falcons teammate to post 1,000 receiving yards each since 1998. Jones finished 2012 with 79 catches for 1,198 yards and 10 touchdowns.

The Falcons boasted five Pro Bowlers in 2012, including Ryan, Gonzalez, Jones, S Thomas DeCoud and S William Moore. The duo of DeCoud and Moore combined for 11 takeaways, including 10 INTs & one fumble recovery, which resulted in 33 points during the 2012 season.

2013

The Atlanta Falcons finished the 2013 season with a 4-12 overall record, marking the club's first losing season since 2007. Despite their struggles in 2013, the Falcons have compiled a 60-36 regular season record (.625) which is tied for the sixth best record in the NFL over the last six seasons.

TE Tony Gonzalez closed out his career with another strong season, catching 83 passes for 859 yards, and a team-leading eight touchdowns to earn his 14th career Pro Bowl selection.

YEAR-BY-YEAR HISTORY

He exits the game as one of its all-time greats ranking second on the NFL's all-time receptions list (1,325), fifth in League history in receiving yards (15,127), and sixth in touchdown catches (111). Gonzalez owns nearly every NFL record at the tight end position including, receptions, receiving yards, touchdowns, 100-yard games, Pro Bowl appearances, and 1,000-yard seasons (four). In five seasons with the Falcons, Gonzalez caught 409 passes for 4,187 yards with 35 touchdowns while earning four straight Pro Bowl nods from 2010-13.

QB Matt Ryan continued to rewrite the Falcons record books in his sixth NFL season, topping his own franchise records for attempts (651) and completions (439) while breaking QB Steve Bartkowski's record for career passing yards with 23,472. In 2013, Ryan threw for 4,515 yards with 26 touchdowns and 17 interceptions. He is the first quarterback in club history to throw for 4,000 yards in three straight seasons and his 67.4 completion percentage ranked fourth in the NFL last season.

WR Harry Douglas had a breakout season in 2013, stepping into a key role after injuries to Julio Jones and Roddy White. Douglas recorded his first 1,000-yard season, shattering his career-highs with 85 receptions, 1,067 yards, and two touchdowns.

Defensively, the Falcons were paced by S William Moore who emerged as a team leader in his fifth season. Moore tallied 127 total tackles (83 solo) with eight passes defended, three interceptions, three forced fumbles, two fumble recoveries, and three tackles for loss. The Falcons also saw two rookies blossom into key starters as CB Desmond Trufant set a franchise rookie record with 17 passes defended and LB Paul Worrilow led the team with 137 total tackles (92 solo).

2014

The Atlanta Falcons finished the 2014 season with a 6-10 overall record, which gave the club its first back-to-back losing seasons since the 2006 and 2007 seasons. Head Coach Mike Smith was released from his contract after six years with the team following the end of the season.

The Falcons finished eighth in total offense with 378.2 yards per game, and QB Matt Ryan helped lead the team to the fifth best passing attack in the League with 284.6 passing yards per game. Ryan also had another career year, throwing for 4,000+ yards (4,694) for the fourth straight season, and he also broke the franchise record for most career touchdown passes (181) when he threw 28 touchdowns this season. Ryan was also selected to his third career Pro Bowl.

WR Roddy White broke the franchise record for most touchdown passes with 62 and he also became the franchise's all-time leader in touchdowns. White finished the season with 80 receptions, 921 receiving yards and seven touchdowns.

WR Julio Jones returned from a foot injury that sidelined him

the previous season and recorded career numbers. Jones led the team in receptions and yards with 104 catches and 1,593 receiving yards, which also ranked him third in the NFL in both categories. Jones' 1,593 receiving yards also broke White's previous franchise single season receiving mark, and helped earn him his second Pro Bowl selection. Jones had a record breaking performance against the Green Bay Packers on Monday Night Football when he tallied 259 receiving yards on 11 catches, which was a franchise record for receiving yards in a game.

LB Paul Worrilow lead the team in tackles for the second straight season with 142 total tackles (84 solo). CB Desmond Trufant continued to improve in his second year in the League tallying 61 total tackles (53 solo), three interceptions and 16 pass deflections. S Kemal Ishmael jumped onto the scene in his first year seeing heavy playing time, after S William Moore went down with an injury that placed him on injured reserve. Ishmael recorded 94 total tackles (67 solo), four interceptions - which led the team - and six pass deflections and one forced fumble.

2015

Dan Quinn became the 16th head coach in Atlanta Falcons history, taking over the club after serving as the Seattle Seahawks defensive coordinator for the last two seasons (2013-14). Quinn was the first rookie head coach in Falcons history to start 5-0. He was also the first head coach in NFL history to start 5-0 after his team trailed in the fourth quarter of four of its first five games.

In Quinn's first season as head coach, the Atlanta Falcons finished with an 8-8 record, including wins in two of their last three games. QB Matt Ryan finished the season 407-of-614 for 4,591 yards with 21 touchdowns, 16 interceptions, and an 89.0 passer rating. He finished the season ranking in the top five in several categories, including completions (third), attempts (fifth), and passing yards (fifth). Ryan also threw for 4,000 yards for the fifth straight year, becoming one of four quarterbacks to throw for 4,000 yards in each of the last five seasons.

WR Julio Jones had a historic season as he passed Antonio Brown's 2014 mark on the single season receptions list (129). His 136 receptions, tied him for second on the NFL's single-season receptions list. Jones became one of three players in NFL history to have more than 130+ catches in a single season. He is also one of two players in NFL history to record 130+ catches and 1,800+ receiving yards in the same season, joining Brown who finished the year with 136 catches and 1,834 yards.

Additional, Jones also passed Jerry Rice for second all-time on the single-season receiving yardage list (1,848). Jones is now one of three players all-time to record 1,800+ receiving yards in a single season, and he became one of five Falcons

YEAR-BY-YEAR HISTORY

players to record 1,800+ yards from scrimmage in a single season (1,871).

Second year running back, Devonta Freeman burst onto the scene early on during 2015. After only rushing for 248 yards all last season, Freeman more than tripled that amount and rushed for 1,056 yards, which was the seventh-best mark in the League. In Week 15 against the Jaguars, Freeman became the sixth running back in franchise history to score 10-or-more rushing touchdowns in a single season. His 11 rushing touchdowns was tied for the lead in the NFL this season. Freeman also had 68 rushing first downs, which was the second highest amongst running backs.

LB Paul Worrilow lead the team in tackles for the third straight season with 95 total tackles (67 solo). S Ricardo Allen jumped onto the scene during his first year as a starter. Allen recorded 68 total tackles, which was third on the team. He also lead the team in interceptions this season with three. CB Desmond Trufant was only targeted 56 times this season, which was an NFL low among cornerbacks who played at least 75-percent of their team's defensive snaps. Trufant also only gave up 32 receptions, which was the third lowest total among cornerbacks who played at least 75-percent of their team's defensive snaps.

2016

In Dan Quinn's second season at the helm, he led the Falcons to their second Super Bowl appearance in franchise history. The team went 11-5 during the regular season and won the NFC South title for the first time since 2012.

QB Matt Ryan also became the first Falcon to win the MVP award after a stellar career and franchise setting season. Ryan had career and franchise highs in the regular season in passing yards (4,944), passing touchdowns (38), completion percentage (69.9), and passer rating (117.1). This season, Ryan also became the first person to pass for 200+ yards in 50 consecutive games, his streak currently stands at 55 games.

WR Julio Jones continued to build off his historic 2015 season by putting up 1,409 receiving yards - second in the league - in only 14 games. Jones also passed the 100-yard mark seven times this season, knocking his career 100-yard game total to 35 - four off the franchise record.

In Week 4, Jones put up 300 yards receiving against the Carolina Panthers, which is the fourth most receiving yards recorded in a game in the Super Bowl era. In Week 10, Jones played his 75th career game and recorded his 475th career reception, which became the most in NFL history in a player's first 75 games. A few weeks later, the former Alabama standout passed former Falcons receiver Terance Mathis and moved to second on the franchise's all-time receiving yards list on the first play of the game in Week 13.

The Falcons defense saw the emergence of several young

stars, including OLB Vic Beasley Jr, S Keanu Neal and LB Deion Jones. The 2015 first round pick found his niche as he led all players with 15.5 sacks, and finished second on the franchise's single-season sack list, one away from former Falcon John Abraham. Beasley Jr. also lead the league in forced fumbles - six. His six forced fumbles on the season were tied for the most in franchise history.

Neal, the team's first round pick in 2016, made an immediate impact for the defense, as he forced five fumbles and was second on the team in total tackles. Jones, the second round pick out of LSU, led the team and all rookies in total tackles. He also recorded three interceptions, which led the team.

The team also got quality play from rookies LB De'Vondre Campbell and TE Austin Hooper.

2017

In the team's third season under Dan Quinn, the Falcons finished 10-6, while making a trip to the divisional round of the playoffs. The Falcons were the only NFC team who made the playoffs in 2016 to be back in the playoffs this season. This was also the first time since 2011-12 that the team has recorded back-to-back 10+ win seasons (third time in franchise history posting back-to-back 10+ win seasons).

This season the Falcons saw a major improvement from the defensive side of the ball. In one year, the defense allowed 52.8 fewer yards per game ('16 - 371.2; '17 - 318.4) and gave up 166 fewer offensive points. The team only allowed 49 plays of 20+ yards the entire season, which was fifth in the NFL this season.

This team also produced four Pro Bowlers this season: WR Julio Jones, C Alex Mack, LB Deion Jones (first Pro Bowl), and S Keanu Neal (first Pro Bowl). This season, the defense also made a huge leap in improvement by only allowing 52.8 fewer yards per game ('16 - 371.2; '17 - 318.4) and giving up 166 fewer offensive points.

Jones recorded his third career game with 250+ receiving yards, which is the most in NFL history. No other player in league history has more than one 250+ yard receiving game. He finished the season with 88 receptions for 1,444 yards and three touchdowns. He became only the second receiver in NFL history to have four straight seasons with 80+ receptions and 1,400+ yards - Marvin Harrison is the other receiver.

Quarterback Matt Ryan kept up his stellar play in 2017 as well. In 2017, he became the fastest player to 40,000 passing yards - 151 games. He also extended his 200+ yards passing game streak to 64 games, which is a new NFL record. Also, for the seventh straight season, Ryan threw for 4,000 passing yards, which is tied for the third longest streak in NFL history.

LB Deion Jones showed growth from his first to second season in the league. The second year linebacker earned his first Pro Bowl selection after leading the team with 138 total tackles and three interceptions.

YEAR-BY-YEAR HISTORY

2018

The Atlanta Falcons finished their 2018 campaign with a 7-9 record. Although the Falcons had a rocky season, the team finished second in the NFC South and swept the season series between the Carolina Panthers and Tampa Bay Buccaneers. The Falcons also had four players selected to go to the Pro Bowl, Alex Mack, Julio Jones, Austin Hooper and Jake Matthews.

Head Coach Dan Quinn took it upon himself to try and right the ship after an unsuccessful season for the franchise. Quinn hired Dirk Koetter, who will take over play calling for the offense and Ben Kotwica, who will oversee special teams. Along with those changes, Quinn will also take over the defensive play calling responsibilities in 2019.

Although the offense struggled at times, the Falcons still finished in the top 10 in total yards (6th), passing yards (4th), and third down conversion percentage (4th). QB Matt Ryan remained as one of the positive constants for the team throughout 2018. Ryan finished the season with 4,924 passing yards, 35 touchdowns, and a 108.1 passer rating, all of which were the second-best in his career. The 11-year veteran also surpassed Carson Palmer for 12th-most touchdown passes in NFL history (295).

Jones added another impressive season to his resume after the Alabama native led the league in receiving yards with 1,677 - second highest of his career - while also hauling in 113 receptions and eight touchdowns. Jones recorded 10 100-receiving yard games this season, breaking his previous franchise record of nine games (2015).

The Falcons defense only allowed 46 completions on passes that went 20+ yards, tying them for the ninth-lowest total among defenses in the NFL. The defense's 19 sacks on third down were also tied for the 10th most in the NFL.

During this season, we saw the emergence of S Damontae Kazee, who tied for the league lead in interceptions with seven. LB De'Vondre Campbell also stepped up when his name was called. Campbell led the team in tackles this season and continued to prove why he is one of the most underrated linebackers in the NFL. DT Grady Jarrett continued to grow into one of the premier defensive linemen in the league after posting six sacks on the season.

2019

The Atlanta Falcons finished the 2019 campaign with a 7-9 record. Although the Falcons started off 1-7, the team turned it around after the bye going 6-2 and finishing second in the NFC South. The Falcons also had three players selected to go to the Pro Bowl in Julio Jones, Grady Jarrett and Austin Hooper.

Jones and Jarrett were also named second-team All-Pros by the Associated Press.

The Falcons closed out the season with four consecutive wins and played a league-high seven opponents that qualified for the postseason. They were also one of two teams (Baltimore) that defeated three divisional champions in the regular season.

The offense finished in the top five in total yards (5th), passing yards (3rd) and fourth down conversion percentage (4th). QB Matt Ryan finished the season with 4,466 yards, including 11 300-yard games, a new franchise record and tied for the third-most games in a single season in NFL history. In Week 14, the 12-year pro surpassed 50,000 career passing yards, becoming the 10th NFL player to achieve the feat.

Jones continues to play at an elite level, totaling 99 receptions for 1,394 yards and six touchdowns. This marked the nine-year pro's sixth-consecutive season with at least 80 receptions and 1,300 yards, the longest-active streak and only NFL player to do so. In Week 16, Jones surpassed 12,000 career receiving yards, becoming the fastest player to do so by accomplishing the feat in 125 games. Hall of Famer Jerry Rice previously held the record doing it in 142 career games.

Although the defense struggled at times, the Falcons showed vast improvement when Raheem Morris switched to the defensive side of the ball in Week 10. In the first eight games, the defense had the fewest takeaways in the NFL (4), but finished tied for the second-most in the NFL (16) over the final eight games.

Some notable players on the defensive side include Jarrett who finished the season with career-highs 75 sacks and 69 tackles. According to Next Gen Stats, the Clemson alum had the most run stuffs (tackles made on run plays resulting in no gain or loss) in the NFL in 2019. LB Deion Jones also had a great year after coming back from an injury in 2018. The four-year vet finished with 110 tackles, marking his third season of 100+ tackles, four QB hits, five passes defended and a pick-six on the final play of 2019.

Atlanta's defense also finished the second half of the season with the best third-down percentage (25.8) in the NFL and the eighth-best scoring defense (18.6 ppg).

2020

The Falcons completed the 2020 season with a 4-12 record, finishing fourth in the NFC South for the first time since 2007. Despite only winning four games, Atlanta remained competitive all season, finishing with a -16-point differential overall. The Falcons had two players selected to the Pro Bowl, defensive tackle Grady Jarrett and kicker Youngbwoe Koo.

After starting the season with five straight losses, Owner & Chairman Arthur Blank decided to move on from both Head

YEAR-BY-YEAR HISTORY

Coach Dan Quinn and General Manager Thomas Dimitroff. Defensive Coordinator Raheem Morris was named the team's interim head coach for the remaining 11 games. Things started on a promising note as the Falcons picked up their first win of the year the following week, topping the Minnesota Vikings. Morris led the Falcons to wins in four of the next six games, but the club struggled after closing the season out the same way it began, with five straight losses.

Despite the losing record, the Falcons showed resiliency through the course of a challenging season. The Falcons ranked 18th in total offense while finishing fifth in net passing yards, averaging 272.7 yards per game through the air. The offense also finished with the 10th-highest conversion rate on third down (43.9 percent), including the fourth-highest (49.4 percent) in the NFL over the final six games of the season.

Matt Ryan completed 407-of-626 passes (65 percent) for 4,581 yards, 26 touchdowns, and 11 interceptions for a 93.3 passer rating. Ryan eclipsed 4,000 passing yards for the 10th consecutive season, joining Drew Brees as the only players to accomplish the feat in NFL history. Ryan set NFL records for completions (4,867) and passing yards (55,767) through a player's first 13 seasons and surpassed Pro Football Hall of Famer Brett Favre (346) for the fourth-most touchdown passes in a quarterback's first 13 seasons in NFL history with 347.

In a year that saw Julio Jones limited to nine games, third-year wide receiver Calvin Ridley carried the team's receiving corps. He led the Falcons with a career-high 90 receptions for a personal-best 1,374 yards and nine receiving touchdowns. He recorded at least 100 yards in eight games in 2020, the most in the NFL and the third-most in a single season in franchise history.

The Falcons defense limited opponents to 104.8 net rushing

yards per game, the sixth-fewest in the NFL in 2020, but finished 32nd against the pass with 293.6 net passing yards per game. Linebacker Deion Jones recorded a team- and career-high 4.5 sacks, while linebacker Foye Oluokun set single-season career-highs in total tackles (116), tackles for loss (four), sacks (3.0), interceptions (two), and forced fumbles (four). Jarrett led the team with a career-high 20 quarterback hits, while safety Keanu Neal notched a personal-best nine tackles for loss in 2020.

Koo made 37-of-39 field goal attempts (94.9 percent), including 8-of-8 attempts from at least 50 yards for a career-high 144 points this season. Koo surpassed Matt Bryant (34 in 2016, 2017) for the most made field goals in a single season and made 27 consecutive field goals from Week 4-15, marking the longest streak in a single season in team history.

Following the conclusion of the 2020 season, the Falcons named former Tennessee Titans offensive coordinator Arthur Smith the club's 18th head coach. The team also tabbed former New Orleans Saints vice president/assistant general manager of pro personnel Terry Fontenot its new general manager

UNIFORM HISTORY

1966–67

Black Jersey's with white numbers and red trim at home with a white Falcon crest on the sleeves. The away jersey was white with black numbers trimmed in red and a black Falcon crest on the sleeves. The Falcons had white pants with a red strip bordered by two black stripes for both home and away games. The helmet was red with a black Falcon crest logo trimmed in white, and there was a black strip trimmed in white down the middle of the helmet.



1966–67

1968–70

In 1968, the Falcons removed the Falcon crest logo from the sleeves and replaced it with red and white stripes. Also, a red-



1968–70

black-red stripe combination was added to the sleeves.

1971–1989

In 1971, the Falcons switched to red jerseys for the first time and wore them all the way up to the 1989 season. The only other significant change to this uniform was the addition of silver-gray pants in 1978. Also in 1984, the Falcons switched to a black face mask. The home jersey was red with white numbers and black trim with white-black-white sleeve stripes. The away jersey was white with red numbers and black trim

with red and black stripes on the sleeves. In 1979 the Falcon crest logo was added to the sleeves.



1971–89

1990–2002

In 1990, the Falcons once again wore black jerseys as they did in their inaugural years. The 1990 season marked Atlanta's 25th anniversary season in the NFL, and the team wore a commemorative patch on their left shoulder. In addition, the Falcons switched to a black helmet with a black face mask and a white Falcon crest logo. From 1990–2002, the home jersey was black with white numbers trimmed in red with a black Falcon crest logo trimmed in red on the sleeves. The away jersey was white with red numbers trimmed in black with a black Falcon crest logo trimmed in red on the sleeves. The pants were Falcon silver with a black stripe down the middle trimmed in white and red.

2003 – 2019

The year 2003 continued to bring about many new changes for the Atlanta Falcons. Perhaps the biggest changes came with the introduction of the team's new logo and uniforms unveiled over the course of a two-month period.

On March 19, 2003, before a large gathering of media and the entire Falcons organization, the Falcons presented their new logo.

"The new Atlanta Falcons logo is fresh, strong and dynamic, and yet appreciates the tradition and history of this franchise," said Falcons Owner & CEO Arthur Blank. "The new logo depicts a more powerful, aggressive Falcon - one of fast movement. It is also representative of the evolution and direction of our team."

The logo was designed in conjunction with NFL Properties after a lengthy research process, which included conducting focus groups and polls with many fans. In addition, Fal-

UNIFORM HISTORY

cons players, coaches and staff had the opportunity to give their thoughts.

The home uniforms consisted of black jerseys and white pants, while the road attire featured white jerseys and white pants. The team also introduced modified versions of the uniforms, which included wearing black jerseys with black pants at home and white jerseys with black pants on the road.

The jerseys and pants included red piping down the side, which expand at the knee for a fast, streamlined look. They also have "Falcons" stitched at the neckline in a newly developed font and include a number font that was designed specifically for the Falcons, consisting of a drop shadow for more depth. The black jerseys contained white numbers with red trim, while the white jerseys contained red numbers with black trim. The new Falcons logo appeared on the sleeve of both jerseys on a red background. The helmet remained black, however it also featured a metallic flack compared to the previous flat black-colored helmet.

In 2004, the Falcons announced they would wear red jerseys at home and use the black jerseys as their alternate third jersey. Declared the team's alternate third jersey in 2003, red jerseys were worn twice in 2003, against the Tennessee Titans on November 23 and again in the Falcons nationally-televised 20-14 overtime win against the Carolina Panthers on December 7.



2003–2019

2009

The Falcons unveiled throwback uniforms in a Week 2 meeting against the Carolina Panthers to honor the inaugural 1966 team as part of "Alumni Weekend." Atlanta again donned the retro uniforms in a Week 12 meeting against the Tampa Bay Buccaneers at the Georgia Dome. Atlanta won both games with the throwback uniforms.



2009–2013 Throwback Uniforms

2016

The team took the field in a blended 1966 replica uniform against the San Diego Chargers and San Francisco 49ers, as they paid homage to the athletes and teams that paved the way before them. As a special tribute, Falcons players throughout history were recognized in honor of the team's annual Alumni Game.

The Falcons throwback design aesthetic stayed true to 1966 with exception of the helmet. The original uniform featured a red helmet with a similar bold stripe pattern down the center to match the pants and socks. This year, due to NFL helmet safety rules, the team punctuated the throwback uniform with



1966 Nike Throwback

their current black helmet. It showcased the original Falcon crest used by the team from 1966 to 2003 - the same black on black design worn in the team's 1998 Super Bowl appearance.

2017

First introduced in 2016, the NFL Color Rush program, in partnership with Nike, was started as a way to give NFL teams the opportunity to honor each franchise and engage spirited

UNIFORM HISTORY

fans and cities while adding yet another reason to watch on Thursday nights.

Featuring a full-color head-to-toe look, each club's Color Rush uniform takes inspiration from both its current and historic uniform colors and designs, combined with progressive innovation that will set the tone for the future of the game and light up Thursday Night Football, the fastest growing NFL primetime night.



Color Rush Uniforms

The Falcons selected a bold all-red head-to-toe uniform aesthetic, however due to a color conflict in their Thursday Night matchup against Tampa Bay on November 3, 2016 Atlanta wore their white uniform as the away team.

One hundred percent of the NFL's proceeds from the sale of Color Rush jerseys will go directly to the NFL Foundation to fund health, safety and wellness programs for youth around the country. The NFL Foundation is the league's non-profit organization, representing all 32 clubs, and funds grants to support athletes, youth football and the communities that support the game. The first \$500,000 raised from this initiative was earmarked to replace youth and high school football equipment and fields lost in last month's devastating floods in Louisiana.

2020

The Atlanta Falcons will usher in the 2020 season with new uniforms as part of a comprehensive redesign for the first time in 17 years. The entire new array of uniform options includes elements of the Falcons' past while updating the brand to match the modern progression of Atlanta.

The new official Falcons home look will feature black jerseys and black pants with the away look going white on white. The uniform closet will now offer up to eight different color combinations, including the current throwback version paying homage to the 1966 team and a new "Rise Up" alternate uniform. The collection includes four jerseys (black home, white away, gradient alternate and the '66 throwbacks), four pants (black, white, red and throwbacks) and one helmet (satin black).



2020 Home Uniform

UNIFORM HISTORY

BACKGROUND

Using nearly two decades of fan research collected from focus groups, online and through different social media platforms, as well as input by current and former Falcons players, the overwhelming plea was consistent: 1) Own red, but bring on the black, 2) reflect the modern progression of the city, and 3) keep it simple and stay true to our roots.

Throughout continued conversations with fans and players, it was clear that the designs needed to reflect elements of the past and the present, the pride of Atlanta as well as the state-of-the-art design of Mercedes-Benz Stadium.



2020 UNIFORM

THE PROCESS

Conversations started inside the organization back in 2016 with the official process kicking off in January 2018. The Falcons embedded their internal design team together with the NFL and Nike to determine how best to bring the uniform and identity to life, and the result is clean, simple and intentional.

"We took a fan-first approach in gathering feedback and design input and have modernized the look of our team and our brand" said Falcons President, Rich McKay. "Black has been a part of our organization since we took the field in 1966 so we've stayed true to our roots and have given our fans and players what they've been asking for over many years."

"This process has been a true reflection of Arthur Blank's core values -- listening and responding to our fans" said Morgan Shaw Parker, the Falcons chief marketing officer. "The city has evolved, our stadium has evolved and we knew it was time to do the same with our brand."

OWN RED, BUT BRING ON THE BLACK

Like the city of Atlanta, black evokes strength, power, grit ... and a little bit of swagger. Black jerseys have been a part of Falcons history since they first took the field in 1966, during the original Dirty Bird era in the late 1990's, from 2003-08 and more recently as alternates or throwbacks, amplified by per-

sonalities like Deion Sanders, Jerry Glanville and Michael Vick to Matt Ryan and Julio Jones.

The color red reflects a shared sense of community in Atlanta as most of the major sports teams and many iconic home-grown brands share the color. Several signature elements across the new uniforms are highlighted in red including the familiar Falcons bird logo, the new ATL mark across the chest and the new stripe or "stoop," down the side of the uniform. Red is also featured as a primary jersey color in the new gradient "Rise Up" alternate uniform.

Silver and gray have also been a part of the Falcons color palette for decades but will now play a more prominent role, incorporated into the helmet decal and the new silver facemask.

REFLECT THE MODERN PROGRESSION OF ATLANTA

Atlanta is known as much for diversity and culture as it is for innovation and creativity. From music and design to business and technology, the city of Atlanta influences everything. The Falcons have a proud tradition of bringing people together from all walks of life, so the new ATL mark is placed proudly and prominently across the chest of the new uniforms as a reflection of a city constantly on the rise. A three-letter combination recognized around the world; it is only fitting the Falcons represent the ATL on a global stage.

The Falcons helmet has evolved from a traditional glossy look to a more modern all-black satin finish. The Falcon bird logo is nearly 30 percent larger than before with a chrome outline to complement the new face mask.

The "Rise Up" alternate uniform pays homage to our next generation of Falcons fans. The gradient pattern rising from black to red offers a fresh representation of a city constantly on the rise through a visual pattern made from the eye in the Falcon logo.



2020 AWAY UNIFORM

UNIFORM HISTORY

KEEP IT SIMPLE; STAY TRUE TO OUR ROOTS

The familiar, identifiable Atlanta Falcons wordmark has been tightened and sharpened for ease of use, while the new numbers boast a more modern typeface, a drop shadow and sharp terminals to match the angles of the current wordmark and primary Falcon bird logo.

The Atlanta Falcons primary logo was updated in 2003 and remains the same in 2020. It was derived from the original team logo dating back to the club's debut in 1966. We've stayed true to our roots by keeping our colors and the Falcon bird intact – making it even more prominent than ever before but delivering a more modern design that reflects our team, our fans and this great city.

The stripe or “stoop” down the side of the uniform is a graphic extension taken directly from the wing on the Falcon logo, and the gradient pattern in the “Rise Up” Alternate uniform pattern is taken directly from the eye of the bird.

The 1966 throwback uniform has become an icon to both players and fans alike, and one that will remain a staple in the Falcons closet. The throwback decal adorns the helmet and the iconic red and black stripe pattern has been a consistent staple through several historical uniform designs.



2020 Gradient Uniform



2020 UNIFORM CLOSET

STADIUM HISTORY



MERCEDES-BENZ STADIUM [2017-PRESENT] **Falcons Home Record (14-18)**

The Georgia World Congress Center Authority and Atlanta Falcons completed an agreement for a new retractable roof stadium to be built on the Georgia World Congress Center campus. Scheduled to open during the summer of 2017, the Mercedes-Benz Stadium will serve as the home of the Atlanta Falcons in addition to Atlanta United, as well as conventions, and entertainment events, such as the College Football National Championship in 2018, Super Bowl LIII in 2019, and the NCAA Men's Final Four in 2020.

The Authority and Falcons have created a long-term solution for the region, state and Falcons by agreeing to a new stadium on the Georgia World Congress Center campus. The new facility will allow the Falcons to provide a league-competitive game day experience for fans and ensure the city and state are able to retain major events currently held at the Georgia Dome as well as attract new marquee events to the region.

The Falcons opened up Mercedes-Benz stadium against the Green Bay Packers on September 17, 2017. During that game, Atlanta jumped out on the Packers early and held onto a lead late, as they gained their first win in Mercedes-Benz Stadium, 34-23.

GEORGIA DOME [1992–2016] **Falcons Home Record (116-83-0)**

In 1992, the Atlanta Falcons and the state of Georgia unveiled to the rest of the world the latest crown jewel in an ever-shining southern skyline with the opening of the Georgia Dome.

The Georgia Dome is the culmination of efforts which began in earnest in June of 1984 as business, civic and governmental leaders gathered to discuss a new stadium in Atlanta. The project continued to gain steam in January of 1988 as a "consensus" of leaders agreed on using a hotel/motel tax increase to finance the local portion of construction.

In January of 1989, Rankin Smith and then-governor Joe Frank Harris signed a "memorandum of understanding" for the Falcons to play in the Dome under a 20-year lease.

The project came to fruition in the spring of 1989 when the state, the Atlanta City Council, and Fulton County Commission approved the construction of the \$210 million Dome. Ground-breaking ceremonies took place on November 22, 1989, with construction getting underway on March 27, 1990.

As soon as the project was passed, the Dome became a major 'player' in the sporting community. Rankin Smith was determined to introduce the south's latest showpiece to the football world and he succeeded. With the determined backing of the Smith family, the Georgia Dome played host to the most sig-

STADIUM HISTORY

nificant sporting events in the world as global attention was focused on Atlanta for Super Bowl XXVIII played on January 31, 1994 between the Dallas Cowboys and the Buffalo Bills. The Georgia Dome hosted its second Super Bowl on January 30, 2000 between the St. Louis Rams and the Tennessee Titans.

The Falcons played their last regular season game in the Georgia Dome against the New Orleans Saints on January 1, 2017. The team clinched the NFC South on a 38-32 victory, as they locked up the number two seed in the playoffs with the victory. The Falcons' regular season record in the Georgia Dome was 116-83.

The Falcons officially closed the Georgia Dome with a 44-21 victory over the Green Bay Packers in the NFC Championship game to send the franchise to its second Super Bowl in team history.

ATLANTA-FULTON COUNTY STADIUM [1966-91]

Falcons Record (85-106-2)

Twenty-six years of NFL football in Atlanta-Fulton County Stadium came to an end on December 15, 1991 when the Falcons met the Seattle Seahawks for their final game in their very first home.

Atlanta-Fulton County Stadium was built in 51 weeks and gave the city the foundation to support big-league baseball and pro football. Less than a year after construction, the stadium was primed for a cameo appearance by the baseball Braves, who were still playing in Milwaukee at the time, on April 9, 1965. On August 14 of that same year, the Minnesota Vikings defeated the Pittsburgh Steelers in the first football game ever played at the stadium. Some local people deemed the Stadium "The Miracle on Capital Avenue."



RING OF HONOR



Roddy White was added to the Ring of Honor in 2019.

The Atlanta Falcons organization doesn't officially retire jersey numbers, but considers certain player's jerseys worthy of being honored. Currently, the Falcons do not use any of the jersey numbers honored below. The Falcons Ring of Honor which is featured in the rafters of the Georgia Dome honors individual players and not jerseys.

#60 - TOMMY NOBIS (1966–76)

The first-ever player drafted by the Atlanta Falcons for the inaugural 1966 season, Nobis quickly became the first-ever Falcons player to be voted to the Pro Bowl after being selected as a rookie. The stellar middle linebacker was named the NFL Rookie of the Year for his efforts. "Mr. Falcon" led the team in tackles in nine of his 11 seasons, while earning five trips to the Pro Bowl. In a poll conducted in 1970 by ABC to pick the best athlete of the decade of the 1960s, running back O.J. Simpson was number one and Tommy Nobis was number two in the entire country. He had an astronomical 294 total combined tackles as a rookie, still the team's club record. Nobis also intercepted 11 passes during his pro career, returning two for touchdowns. His uniform #60 has been worn by only him during the team's existence. He retired in 1976.

#87 - CLAUDE HUMPHREY (1968–74, 76–78)

Humphrey is currently the team's all-time sack leader with 94.5. He was selected as the 1968 Defensive Rookie of the Year and earned six Pro Bowl honors throughout his career, tying Jeff Van Note for the most in team history. Humphrey's five consecutive Pro Bowl nods from 1970-74 is also tied with current Falcons linebacker Keith Brooking and fellow inductee Mike Kenn for the most consecutive Pro Bowl appearances in team history. Humphrey was also voted the Falcons Player of the Year in 1976 after leading the team with 15.0 sacks, the second-highest total in a season in Falcons annals. In 127 career games, the Tennessee State alum recovered 11 fumbles, which

ranks sixth in team history and also returned one fumble recovery for his only touchdown against the Minnesota Vikings on December 21, 1969.

#57 - JEFF VAN NOTE (1969–86)

Holds Falcons team marks for most seasons played (18) and most consecutive games played (155). He is second in the team record books with 246 games played and 225 games started. Van Note originally came to the Falcons as a linebacker from Kentucky, but was moved to center by head coach Norm Van Brocklin and eventually earned the starting job at center in 1970. He earned the first of his six Pro Bowl berths in 1974. Van Note is tied with Claude Humphrey for most Pro Bowl appearances by a Falcons player with six. He retired in 1986.

#10 - STEVE BARTKOWSKI (1975-85)

The No. 1 overall draft pick in 1975, he was named the NFL's Rookie of the Year after throwing for 1,662 yards and 15 touchdowns. He set every team record in passing, which included 23,468 career yards and 154 touchdown passes in 123 games. He produced three seasons of 3,000 yards or more passing, 12 games of more than 300 yards passing and two seasons of 30 or more touchdown passes. Bartkowski collected over 50 victories as a starting quarterback for the Falcons and guided the team to their first playoff victory in franchise history over the Philadelphia Eagles in 1978.

#78 - MIKE KENN (1978-94)

Kenn was the 13th overall selection in the 1978 NFL Draft by Atlanta and spent his entire 17-year career in a Falcons uniform. He started every game he played in, setting a franchise record for the most career games played and the most career starts with 251. Kenn only missed nine games during his At-

RING OF HONOR

lanta tenure after beginning his career with 90 consecutive starts. The Michigan alum participated in six playoff games and was a member of an offensive line that allowed the lowest sack total (25) in a single season (1982) in team history. The Falcons amassed 30,455 total rushing yards and 188 rushing touchdowns during Kenn's career with the team.

#31 - WILLIAM ANDREWS (1979–86)

A third-round pick, Andrews was among the NFL's elite runners when a shocking knee injury prematurely ended his career. He became just the second running back in NFL history to have two 2,000-yard (combined yards) seasons (the only other player prior to Williams was O.J. Simpson). When he had his first 2,000-yard year, he joined just four other backs who had done so (Jim Brown, Walter Payton, Wilbert Montgomery and Simpson). In his first five seasons in the NFL (1979–83), Andrews outgained every other back in the entire NFL. The bullish Andrews had 8,382 total yards in those five years (an average of 1,677 per year) to lead all NFL runners. Andrews set 19 Falcons club records that began in his very first NFL game in 1979 when he ran for 167 yards in a game at New Orleans where he totaled 189 yards. He was selected to the Pro Bowl in 1980, 1981, 1982 and 1983 and made the NFL All-Rookie team in 1979. He retired in 1987.

#42 - GERALD RIGGS (1982–88)

Riggs was selected by the Falcons as the ninth overall pick in the 1982 NFL Draft out of Arizona State. He was a three-time Pro Bowler in his seven seasons in Atlanta and finished his Falcons career as the franchise's all-time rushing leader with 6,631 rushing yards. Riggs tallied 48 career touchdowns, which puts him second in team history in terms of rushing touchdowns and fifth in overall touchdowns. Riggs' name litters the Falcons record books as he was one of the most prolific rushers of his time.

#58 - JESSIE TUGGLE (1987–2000)

Jessie came to the Falcons as an undrafted free agent in 1987 and retired in August of 2001 as one of the all-time greatest players in franchise history. Nicknamed, "The Hammer," for his bone-jarring tackles, Tuggle is the club's all-time leader in total tackles with 2,065 and enjoyed 12 straight 100-tackle seasons. He led the team in tackles in a season 10 times and amassed 20 or more tackles in a single-game on four occasions with a personal-best of 24 stops. His 14 seasons played, 189 career starts and 209 total games played are third-most ever in Falcons history. Tuggle's five Pro Bowl appearances (1992, 1995, 1995, 1997, 1998) stand tied for the third-most ever by a Falcons player. The Falcons honored #58 with "Jessie Tuggle Day" during halftime of the Falcons game vs. the Detroit Lions on December 22, 2002.

#21 - DEION SANDERS (1989–1993)

Sanders was a three-time Pro Bowl starter during his Falcons career after being selected as the fifth overall player in the 1989 draft out of Florida State. Considered one of the best pure cornerbacks ever to lace up a pair of cleats, Sanders also doubled as a dangerous return man. He was recently tabbed the 34th best player in the history of the League by a new NFL Films-produced series, The Top 100: NFL's Greatest Players.

#28 - WARRICK DUNN (2002–07)

In 2002, Dunn was signed by the Atlanta Falcons where he spent the next six years of his career. Dunn posted 5,981 rushing yards – fourth on the franchise's all-time list – in 90 games for the Birds. Dunn was also a dynamic receiver out of the backfield, his 204 receptions are second on the franchise's all-time list among running backs and his 1,635 receiving yards ranks third on that list. In 2005, Dunn was selected to his third career Pro Bowl – first with the Falcons – after posting his second consecutive 1,000-yard rushing season (1,416 yards) and catching 29 passes for 220 yards and tallying four total touchdowns. In 2006, Dunn had his third consecutive 1,000-yard rushing season (1,140) with the team and joined his teammate QB Michael Vick, who also had 1,000 yards rushing (1,039) that year as well. They became the fourth duo in NFL history to rush for 1,000 yards – only two other pairs of teammates have done it since 2006. It also marked the first time in NFL history that a quarterback and running back from the same team each rushed for over 1,000 yards.

#84 - RODDY WHITE (2005–15)

Selected with the 27th overall pick in the first round of the 2005 NFL Draft, White spent his entire 11-year career in Atlanta. The dynamic playmaker was one of the top receivers in the NFL during his era earning four straight trips to the Pro Bowl from 2008 to 2011. He set club records for receptions, receiving yards, receiving touchdowns, overall touchdowns, and 100-yard receiving games. White had a breakout season in 2007, catching 83 passes and notching 1,202 receiving yards. The next season he would team up with QB Matt Ryan to usher in one of the most successful runs in franchise history. White rattled off six straight seasons with more than 80 receptions and 1,000 yards as he helped lead Atlanta to the playoffs four times. During his All-Pro campaign in 2010, he set franchise records with 115 receptions and 1,389 yards. White finished his career with 808 receptions and was the 42nd player in NFL history to eclipse 10,000 receiving yards.

ALL-TIME ALPHABETICAL ROSTER

A

Abraham, John (DE), South Carolina	2006-12
Abrams, Delrick Jr (CB), Colorado	2020
Absher, Dick (LB), Maryland	1967-68
Acks, Ron (LB), Illinois	1968-71
Adams, Bob (TE), Pacific	1976
Adams, Brent (T), UT at C'nooga	1975-78
Adams, Scott (G/T), Georgia	1997
Adams, Phillip (CB), SC St. University	2015
Adkins, Spencer (LB), Miami (Fla.)	2009-11
Agee, Mel (DL), Illinois	1992-95
Akers, Jeremy (T), Notre Dame	1997
Alex, Keith (G), Texas A&M	1993
Alexander, Harold (P), Appalachian St.	1993-94
Alford, Robert (CB), Southeast Louisiana	2013-2018
Allen, Anthony (WR), Washington	1985-86
Allen, Demetrius (WR), Virginia	1996
Allen, Grady (LB), Texas A&M	1969-72
Allen, Ricardo (CB), Perdue	2014-20
Allen, Ryan (P), LA Tech	2019
Alexander, P.J. (G), Syracuse	2006
Ambrose, Ashley (CB), Miss. Valley St.	2000-02
Andersen, Morten (K), Mich. St.	1995-00, 06-07
Anderson, Anthony (RB), Temple	1980
Anderson, Courtney (TE), San Jose State	2007
Anderson, Darren (CB), Toledo	1998
Anderson, Dunstan (DL), Tulsa	1994
Anderson, Jamaal (DE), Arkansas	2007-10
Anderson, Jamal (RB), Utah	1994-01
Anderson, Taz (TE), Georgia Tech	1966-67
Anderson, Tim (DT), Ohio State	2007
Andrews, William (RB), Auburn	1979-83, 86
Archambeau, Lester (DE), Stanford	1993-99
Archer, Dave (QB), Iowa St.	1984-87
Arenas, Javier (CB), Alabama	2014
Asamoah, Jon (G), Illinois	2014
Atkins, Corey (LB), South Carolina	2000
Auer, Joe (RB), Georgia Tech	1968
Austin, Cliff (RB), Clemson	1984-86

B

Babineaux, Jonathan (DT), Iowa	2005-16
Badanjek, Rick (RB), Maryland	1987-88
Bailey, Allen (DE), Miami (Fla.)	2019-20
Bailey, Jim (DT), Kansas	1976-78
Bailey, Larry (DT), Pacific	1974
Bailey, Stacey (WR), San Jose St.	1982-90
Baker, Eugene (WR), Kent	1999-00
Baker, Sam (OT), USC	2008-14
Baker, Sean (S) Ball State	2013-2014
Baker, Tony (RB), East Carolina	1986
Baldwin, Robert (RB), Duke	1996
Banks, Chris (G), Kansas	2000-01
Barnes, Gary (WR), Clemson	1966-67
Barnes, Kenjon (RB), Oregon	2019

Barnes, Lew (WR,KR), Oregon	1988
Barnett, Doug (C) Azusa Pacific	1987
Barnett, Oliver (DT), Kentucky	1990-92
Bartkowski, Steve (QB), California	1975-85
Bartu, Joplo (LB), Texas State	2013-2015
Bates, Patrick (S), Texas A&M	1996
Batiste, D'Anthony (OL), Louis.-Lafayette	2007
Bayne, Chris (S), Fresno State	1997-98
Bean, Bubba (RB), Texas A&M	1976-80
Beadles, Zane (T), Utah	2018
Beasley, Aaron (CB), West Virginia	2004
Beasley Jr., Vic (DE), Clemson	2015-19
Beavers, Willie (OL), W. Michigan	2020
Bebout, Nick (T), Wyoming	1973-75
Beck, Jordan (LB), Cal Poly	2006
Beckman, Brad (TE), Nebraska-Omaha	1989
Bell, Bill (PK), Kansas	1971-72
Bell, Kerwin (QB), Florida	1988
Belton, Willie (RB), Maryland St.	1971-72
Benish, Dan (DT), Clemson	1983-86
Benkert, Kurt (QB), Virginia	2018-20
Bennett, Cornelius (LB), Alabama	1996-98
Bennett, Michael (DE), Ohio State	2019
Benson, Cliff (TE), Purdue	1984-85
Benson, Duane (LB), Hamline	1972-73
Benson, Thomas (LB), Oklahoma	1984-85
Bentley, Scott (K), Florida State	1997
Bethel, Justin (CB), Presbyterian	2018
Bergeron, Troy (WR), No college	2009
Berry, Bob (QB), Oregon	1968-72
Beverly, Eric (TE), Miami (Ohio)	2004-06
Bibla, Martin (G), Miami	2002-04
Biermann, Kroy (DE), Montana	2008-15
Bingham, Guy (C/G), Montana	1989-91
Birden, J.J. (WR), Oregon	1995-96
Bishop, Brandon (S)N.C. St.	2014
Bishop, Greg (G), Pacific	1999
Blake, Christian (WR), Northern Illinois	2018-20
Blakley, Dwayne (TE), Missouri	2004-07
Blalock, Justin (OG), Texas	2007-14
Bleick, Tom (S), Georgia Tech	1967
Bolden, Juran (CB), Mississippi Delta	96-98, 02-03
Boley, Michael (LB), Southern Miss	2005-08
Booker, Marty (WR), Louisiana-Monroe	2009
Booker, Michael (CB), Nebraska	1997-99
Bordano, Chris (LB), SMU	2000
Bosher, Matt (P), Miami (Fla.)	2011-19
Bosley, Bruce (G), W Virginia	1969
Bowick, Tony (NT), UT/Chattanooga	1989
Bowling, Andy (LB), Virginia Tech	1967
Boyd, Sean (S), North Carolina	1996
Bradford, Allen (LB), Southern California	2015
Bradford, Ronnie (CB/S), Colorado	1997-01
Bramlet, Casey (QB), Wyoming	2007
Bramlett, John (LB), Memphis St.	1971
Brandon, David (LB), Memphis State	1996-97

ALL-TIME ALPHABETICAL ROSTER

Breitenstein, Bob (G/T), Tulsa	1969-70
Brett, Walt (G), Montana	1976
Brewer, Sean (TE), San Jose State	2003
Brezina, Greg (LB), Houston	1968-69, 71-79
Britt, James (DB), LSU	1983-87
Brock, Eric (S), Auburn	2008-09
Brooking, Keith (LB), Georgia Tech	1998-08
Brooks, Ethan (DT/OL), Williams College	1996
Brooks, Jonathan (LB), Clemson	1980
Brooks-James, Tony (RB), Oregon	2020
Broussard, Steve (RB), Washington St.	1990-93
Brown, Aaron (LB), Ohio State	1986-87
Brown, Charlie (WR), SC State	1985-87
Brown, Clay (TE), Brigham Young	1982
Brown, Corey (WR), Tulsa	2001
Brown, Greg (DE), Kansas State	1987-88
Brown, Jamon (OL), Louisville	2019
Brown, Omar (S), North Carolina	1998-99
Brown, Ray (S), W Texas State	1971-78
Brown, Reggie (RB), Oregon	1982
Brown, Shannon (DT), Alabama	1996
Brown, Tyrone (WR), Toledo	1995-96
Bruce, Aundray (LB), Auburn	1988-91
Bruggeman, Rob (OL), Iowa	2011
Brunskill, Daniel (OL), San Diego State	2018
Brunson, Mike (WR/RB), Arizona St.	1970
Bryan, Rick (DT), Oklahoma	1984-92
Bryant, Charles (RB), Allen	1969
Bryant, Matt (K), Baylor	2009-19
Bryant, Romby (WR), Tulsa	1969
Bryant, Warren (T), Kentucky	1977-84
Bucannon, Deone (S), Washington St.	2020
Buchanan, Ray (CB), Louisville	1997-03
Buckley, Marcus (LB), Texas A&M	2000
Burke, Vern (WR), Oregon St.	1966
Burley, Gary (DT), Pittsburgh	1984
Burrough, John (DT), Wyoming	1995-98
Burrow, Ken (WR), San Diego St.	1971-75
Burson, Jimmy (CB/S), Auburn	1968
Bush, Devin (S), Florida State	1995-98
Bush, Rafael (S), South Carolina St.	2010
Butler, Bobby (CB), FSU	1981-92
Butler, Jim (RB), Edward Waters	1968-71
Byas, Rick (DB), Wayne St.	1974-80

C

Cabral, Brian (LB), Colorado	1979
Cahill, Dave (DT), Northern Arizona	1969
Cain, Lynn (RB), USC	1979-84
Calhoun, Taveze (CB), Miss. State	2018
Calland, Lee (CB), Louisville	1966-68
Calloway, Chris (WR), Michigan	1999
Camp, Reggie (DE), California	1988
Campbell, De'Vondre (LB), Minnesota	2016-19
Campbell, Scott (QB), Purdue	1986-90

Campbell, Sonny (RB), North Arizona	1970-71
Carimi, Gabe (OL), Wisconsin	2014
Carpenter, James (OL), Alabama	2019-20
Carpenter, Keion (S), Virginia Tech	2002-03, 05
Carrington, Paul (DE), Central Fla.	2006
Carter, Bruce (LB), North Carolina	2018
Carter, Jamal (S), Miami (Fla.)	2019-20
Carter, Marty (S), Midd. Tenn. St.	1999-01
Carter, Shyheim (CB), Alabama	2020
Carty, Johnndale (S), Utah State	1999-02
Case, Scott (DB), Oklahoma	1984-94
Cash, Antoine (LB), SMU	2005
Cash, Chris (CB), USC	2005
Cash, Rick (DE), NE Missouri	1968
Casillas, Tony (DT), Oklahoma	1986-90
Cason, Wendell (DB), Oregon	1985-87
Cavness, Grady (CB), Texas-El Paso	1970
Cawley, Mike (QB), James Madison	1996
Cerne, Joe (C), Northwestern	1968
Chaffey, Pat (RB), Oregon St.	1991
Chambers, Kirk (OL), Stanford	2011
Chandler, Chris (QB), Washington	1997-01
Chapman, Mike (G), Texas	1984
Chiaverini, Dale (WR), Colorado	2002
Childs, Henry (TE), Kansas St.	1974
Chesson, Wes (WR), Duke	1971-73
Chester, Chris (G), Oklahoma	2015-16
Christian, Bob (FB), Northwestern	1997-02
Claridge, Dennis (QB), Nebraska	1966
Claridge, Travis (G/T), USC	2000-03
Clark, Bret (S), Nebraska	1986-88
Clark, Vinnie (CB), Ohio St.	1993-94
Claxton, Ben (G), Mississippi	2005
Claybo, Tyson (G), Wake Forest	2006-12
Clayborn, Adrian (DE), Iowa	2015-17, 19
Clayton, Stan (T/G), Penn State	1988-89
Cobb, De'Andre (RB), Michigan State	2005
Coffey, Junior (RB), Washington	1966-67,69
Coffman, Chase (TE), Missouri	2012-13
Cogdill, Gail (WR), Washington St.	1969-70
Coia, Angelo (WR), USC	1966
Coleman, Derrick (FB), UCLA	2017
Coleman, Erik (S), Washington State	2008-09
Coleman, Lincoln (RB), Baylor	1996
Coleman, Rod (DT), East Carolina	2004-07
Coleman, Tevin (RB), Indiana	2015-18
Collins, Calvin (G/C), Texas A&M	1997-00
Collins, Jalen (CB), LSU	2015-16
Collins, Shawn (WR), N Arizona	1989-91
Collins, Sonny (RB), Kentucky	1976
Cominsky, John (DE), Charleston (W. Va.)	2019-20
Compton, Tom (T), South Dakota	2016
Condo, John (LS), Maryland	2018
Condren, Glen (DT), Oklahoma	1969-72
Cone, Kevin (WR), Georgia Tech	2011-13
Conner, Darion (LB), Jackson State	1990-93

ALL-TIME ALPHABETICAL ROSTER

Cook, Ed (G), Notre Dame 1966-67
 Cooper, Chris (S), Stony Brook 2019
 Cooper, Evan (DB), Michigan 1988-89
 Cope, Jim (LB), Ohio 1976
 Cordill, Olie (WR), Memphis St. 1968
 Correale, Chuck (C), Penn St. 1979-80
 Costello, Joe (LB), Central Connecticut. 1986-88
 Cotrell, Ted (LB), Delaware Valley. 1969-70
 Cotton, James (LB), Ohio State 2003
 Cotton, Marcus (LB), USC 1988-89
 Cousin, Terry (CB), South Carolina 2000
 Cox, Arthur (TE), Tex Southern 1983-87
 Cox, Mike (FB), Georgia Tech. 2011-12
 Crawford, Jack (DT), Penn St. 2017-19
 Crocker, Chris (S), Marshall 2006-07
 Crockett, Henri (LB), Florida State 1997-01
 Croudip, David (DB), San Diego State. 1985-88
 Crowe, Larry (DB), Tex Southern. 1975
 Crumpler, Alge (TE), North Carolina 2001-07
 Curran, Willie (WR), UCLA 1982-84
 Curry, Buddy (LB), North Carolina 1980-87
 Cyprien, Johnathan (CB), FIU 2019

D

Dabney, Carlton (DT), Morgan St. 1968
 Dahl, Harvey (OG), Nevada-Reno 2007-10
 Daluiso, Brad (K), UCLA 1991
 Dantzler, Woodrow (RB), Clemson 2003
 Davis, Antone (T) Tennessee. 1996-97
 Davis, Brad (RB), LSU 1975
 Davis, Chauncey (DE), FSU 2005-10
 Davis, Dominique (QB), East Carolina. 2012-13
 Davis, Drew (WR), Oregon 2012-14
 Davis, Nathan (DT), Indiana 1997
 Davis, Greg (K), Citadel 1987-90
 Davis, Mitch (LB), Georgia 1994
 Davis, Paul (LB), North Carolina 1981-82
 Davis, Ron (DB), Tennessee 1995
 Davis, Scott (G), Iowa 1997
 Davidson, Marlon (DT), Auburn 2020
 Davison, Tyeler (DT), Fresno State 2019-20
 Daykin, Tony (LB), Georgia Tech 1979-81
 DeBerg, Steve (QB), San Jose St. 1998
 DeCoud, Thomas (S), California 2008-13
 Dennard, Darqueze (CB), Michigan St. 2020
 Dent, Akeem (LB), Georgia 2011-13
 Denton, Tim (CB), Sam Houston St. 1996-97
 Detmer, Ty (QB), BYU 2004-05
 Dickerson, Eric (RB), SMU 1993
 Dils, Steve (QB), Stanford 1988
 DiMarco, Patrick (FB), South Carolina. 2013-2016
 Dimry, Charles (DB), UNLV 1988-90
 Dinkins, Howard (LB), Florida St. 1992-93
 Dixon, Corey (WR), Nebraska 1994
 Dixon, Floyd (WR), Stephen F. Austin 1986-91
 Dixon, Rich (LB), California 1983

Dodd, Al (WR), NW Louisiana St. 1973-74
 Doleman, Chris (DE), Pittsburgh 1994-95
 Donaldson, Jeff (S), Colorado 1991-93
 Donnelly, Rick (P), Wyoming 1985-88
 Donohoe, Mike (TE), U-of-SF 1968, 1970-71
 Douglas, Harry (WR), Louisville 2008-14
 Douglas, Jamil (G), Arizona St. 2017
 Downs, Gary (RB), N.C. State 1997-00
 Draft, Chris (LB), Stanford 2000-04
 Dronett, Shane (DT), Texas 1996-02
 Duckett, T.J. (RB), Michigan St. 2002-05
 Dudley, Kevin (FB), Michigan 2006
 Dufour, Dan (C/G), UCLA 1983-84
 Duich, Steve (G), San Diego St. 1968
 Dukes, Jamie (G), Florida State 1986-93
 Dunaway, Dave (WR), Duke 1968
 Dunbar, LaTarence (WR), TCU 2003
 Duncan, Jamie (LB), Vanderbilt 2004
 Dunn, Perry Lee (RB), Mississippi 1966-68
 Dunn, Warrick (RB), Florida St. 2002-07
 Durant, Chris (OL), William & Mary 2018
 Durant, Justin (LB) Hampton 2015
 Dwight, Tim (WR), Iowa 1998-00

E

East, Ron (DT), Montana St. 1976
 Easterling, Ray (S), Richmond 1972-79
 Eatman, Irv, (T), UCLA 1994
 Eaton, Tracey (S), Portland St. 1991-93
 Eber, Rick (WR), Tulsa 1968
 Edwards, Antonio (DE), Valdosta St 1998
 Edwards, Antuan (S), Clemson 2005
 Edwards, Austin (DE), Ferris State 2020
 Edwards, Brad (S), South Carolina. 1994-96
 Edwards, Ray (DE), Purdue 2011
 Edwards, Terrence (WR), Georgia 2003
 Elam, Jason (K), Hawaii 2008-09
 Eley, Monroe (RB), Arizona St. 1975-78
 Ellis, Clarence (CB), Notre Dame 1972-74
 Elliott, Jamin (WR), Delaware 2006
 Emanuel, Bert (WR), Rice 1994-97
 Emery, Larry (RB), Wisconsin 1987
 Enderle, Dick (G), Minnesota 1969-71
 English, R.J. (WR), Pittsburgh 2002
 Epps, Tory (NT), Memphis State 1990-92
 Esposito, Mike (RB), Boston College 1976-79
 Etling, Danny (QB), LSU 2019
 Etter, Bob (K), Georgia 1968-69
 Everett, Major (RB), Mississippi College 1987
 Ewing, Bradie (FB), Wisconsin 2012-13

F

Farmer, Karl (WR), Pittsburgh 1976-77
 Farris, Jimmy (WR), Montana 2002-04
 Faumuina, Wilson (DT), San Jose St. 1977-81
 Favre, Brett (QB), So Miss. 1991

ALL-TIME ALPHABETICAL ROSTER

Feely, Jay (K), Michigan	2001-04
Ferguson, Jim (C), USC	1969
Fields, Edgar (DT), Texas A&M	1977-80
Fields, Scott (LB), Southern California	1996
Finneran, Brian (WR), Villanova	2000-10
Fishback, Joe (S), Carson-Newman	1991-92
Fitzgerald, Mike (CB/S), Iowa State	1967
Flatley, Paul (WR), Northwestern	1968-69
Flemons, Ronald (DE), Texas A&M	2001-02
Flowers, Kenny (RB), Clemson	1987, 1989
Ford, Darryl (LB), New Mexico St.	1994
Forney, Kynan (G), Hawaii	2001-07
Fortin, Roman (C), San Diego State	1992-97
Fortner, Larry (WB), Miami-Ohio	1980
Foster, Renardo (OL), Louisville	2007
Fountaine, Jamal (LB), Washington	1997
Fowler, Dante Jr. (DE), Florida	2020
Foxworth, Domonique (CB), Maryland	2008
Fragil, Reid (T) Ohio State	2014
Fralic, Bill (G/T), Pittsburgh	1985-92
Francis, Wallace (WR), Arkansas AM&N	1975-81
Franklin, George (RB), Texas A&M	1978
Franks, Dominique (CB), Oklahoma	2010-13
Fraser, Simon (DE), Ohio State	2008
Freeman, Devonta (RB), Florida State	2014-19
Freeman, Mike (CB/S), Fresno St.	1968-70
Freenev, Dwight (DE), Syracuse	2016
Fritsch, Ted (C), St. Norbert	1972-75
Fry, Elliott (K), South Carolina	2020
Frye, David (LB), Purdue	1983-85
Fudge, Jamaal (S), Clemson	2008-09
Fulhage, Scott (P), Kansas St.	1989-91
Fuller, Randy (CB), Tennessee St.	1998
Fusco, Brandon (OL), Slippery Rock	2018

G

Gabriel, Taylor (WR), Abilene Christian	2016-17
Gage, Russell (WR), LSU	2018-20
Gagliano, Bob (QB), Utah St.	1993
Gaison, Blane (S), Hawaii	1981-84
Gaither, Omar (LB), Tennessee	2013
Gallagher, Frank (G), N Carolina	1973
Gallarda, Tommy (TE), Boise State	2012
Gandy, Wayne (T), Auburn	2006-08
Gann, Mike (DE), Notre Dame	1985-93
Gardner, Derrick (CB), California	1999
Gardner, Moe (NT), Illinois	1991-96
Garland, Ben (G), Air Force	2015-18
Garza, Roberto (C/G), Tex. A&M Kings	2001-04
Gaylor, Trevor (WR), Miami (Ohio)	2002
Geathers, James (DT), Wichita St.	1993-95
George, Jeff, (QB), Illinois	1994-96
George, Ron (LB), Stanford	1993-96
Gia Garcia, Jim (DE), Purdue	1968
George, Steve (DT), Houston	1976

Geredine, Thomas (WR), NE Missouri St.	1973-74
German, Jammi (WR), Miami	1998-00
Germany, Willie (S), Morgan St.	1972
Giacomarro, Ralph (P), Penn State	1983-85
Gibson, Damon (WR/KR), Iowa	2002
Gilbert, Lewis (TE), Florida	1978-79
Gilbert, Tony (LB), Georgia	2008-09
Gilliam, John (WR), South Carolina St.	1976
Gipson, Paul (RB), Houston	1969-70
Glass, Glenn (WR), Tennessee	1966
Glazebrook, Bob (DB), Fresno St.	1978-83
Glymph, Junior (DE), Carson-Newman	2004-05
Godfrey, Charles (S), Iowa	2014-15
Goff, Willard (DT), W Texas St.	1985
Goldberg, Bill (NT), Georgia	1992-94
Goldson, Dashon (S), Washington	2016
Gono, Matt (OL), Wesley	2018-20
Gonzalez, Tony (TE), California	2009-13
Goodman, Malliciah (DE), Clemson	2013-16
Goodwin, C.J. (CB), California (PA)	2016-17
Goodwin, Doug (RB), Maryland St.	1968
Gordon, Darrien (CB/PR), Stanford	2001
Gordon, Dwayne (LB), New Hampshire	1993-94
Gordon, Tim (S), Tulsa	1987-90
Gotshalk, Len (T), Humboldt St.	1972-76
Grace, Jermaine (LB), Miami	2017-19
Gradkowski, Geno (C), Delaware	2015
Graf, Kevin (T), USC	2016
Graham, Jaeden (TE), Yale	2018-20
Graham, Shayne (K), Virginia Tech	2015
Gray, Alex (TE), Barnard Castle School	2018-19
Gray, Devin (WR) Cincinnati	2018-20
Graziani, Tony (QB), Oregon	1997-00
Green, Harold (RB), South Carolina	1997-98
Green, Juwan (WR), Albany	2020
Green, Lamont (LB), Florida State	1999
Green, Tim (LB), Syracuse	1986-93
Green, T.J. (S), Clemson	2020
Greene, Tiger (DB), Western Carolina	1985
Griffith, Justin (FB), Mississippi State	2003-06
Grimes, Brent (CB), Shippensburg	2007-12
Grimm, Dan (G/C), Colorado	1966-68
Gunn, Harland (G), Miami	2012-14
Gurley, Todd II (RB), Georgia	2020

H

Hageman, Ra'Shede (DE), Minnesota	2014-16, 19
Haji-Sheikh, Ali (K), Michigan	1986
Hall, Corey (S), Appalachian State	2001
Hall, Cory (S), Fresno State	2003-04
Hall, DeAngelo (CB), Virginia Tech	2004-07
Hall, Marvin (WR), Washington	2017-18
Hall, Travis (DT), BYU	1995-03
Hall, Tyler (CB), Wyoming	2020
Hallen, Bob (G/T), Kent State	1998-01

ALL-TIME ALPHABETICAL ROSTER

Halverson, Dena (LB), Washington1970
Hamilton, Conrad (CB), East. New Mexico.....2001
Hamilton, Ruffin (LB), Tulane 1997-99
Hampton, Dave (RB), Wyoming1972-75
Hankerson, Leonard (WR), Miami2015
Hansen, Don (LB), Illinois 1969-75
Hanspard, Byron (RB), Texas Tech1997-99
Hardy, Justin (WR), Eastern Carolina.....2015-19
Harlow, Sean, (G), Oregon St.2017-20
Harmon, Tom (G), Gus, Adolphus1967
Harper, John (LB), So Illinois1983
Harper, Roger (S), Ohio St.1993-95
Harris, Antoine (S), Louisville.2007-09
Harris, Charles (DE), Missouri2020
Harris, Bill (RB), Colorado1968
Harris, Bryce (T), Fresno State2015
Harris, Josh (LS), Auburn.2012-20
Harris, Leonard (WR), Texas Tech.1994
Harris, Ronnie (WR), Oregon1998-99
Harris, Roy (DT), Florida1984-85
Harrington, Joey (QB), Oregon2007
Harrison, Dennis (DE), Vanderbilt.1986-87
Hart, Leo (QB), Duke1971
Hartsock, Ben (TE), Ohio State2008
Hartwell, Edgerton (LB), Western Illinois2005-06
Hauschka, Steve (K), North Carolina St.2009
Hawk, A.J. (LB), Ohio State2016
Hawkins, Alex (WR), South Carolina1966-67
Hawkins, Jaylinn (S), California2020
Hawkins, Josh (CB), East Carolina2020
Hawley, Joe (C), UNLV2010-14
Haworth, Steve (DB), Oklahoma1983-84
Havig, Dennis (G), Colorado1972-75
Hayden, Kelvin (CB), Illinois2011
Hayes, Mercury, (WR), Michigan.1997
Hayes, Tom (CB), San Diego St.1971-75
Haynes, Michael (WR), N Arizona1988-93, '97
Haynes, Verron (FB), Georgia2009
Heard, Ronnie (S), Mississippi.2005
Heath, Rodney (CB), Minnesota2002
Hebert, Bobby (QB), NW Louisiana.....1993-96
Heck, Ralph (LB), Colorado1966-68
Heimuli, Ricky (DT), Oregon.2014
Heller, Ron (TE), Oregon St.1989
Hennessy, Matt (C), Temple2020
Herman, Chuck (G), Arkansas1980
Herndon, Steve (G), Georgia2004
Herron, Mack (RB), Kansas St.1975
Hester, Devin (WR), Miami2014-15
Hester, Jessie (WR), FSU1988
Hetterma, Dave (T), New Mexico1970
Heyward, Craig (RB), Pittsburgh.1994-96
Higdon, Alex (TE), Ohio State1988
Hill, Brian (RB), Wyoming2017-20
Hill, Drew (WR), Georgia Tech.1992-93

Hill, Kahliil (WR), Iowa.2002
Hill, Tye (CB), Clemson2009
Hilton, Roy (DE), Jackson St.1975
Hinson, Billy (G), Florida1986
Hinton, Chris (T), Northwestern1990-93
Hodge, Floyd (WR), Utah1982-84
Hofrichter, Sterling (P), Syracuse2020
Holecek, John (LB), Illinois2002
Holly, Bob (QB), Princeton1984-85
Holmes, Lamar (T), Southern Miss.2012-14
Holmes, Rudy (DE), Drake1974
Holt, Pierce (DL), Angelo St.1993-95
Hope, Chris (S), Florida St2012
Hooper, Austin (TE), Stanford2016-19
Hoover, Houston (T), Jackson State1988-92
Horn, Joe (WR), Itawamba (JC)2007
House, Raymond (DE), Arkansas2003
Houston, Chris (CB), Arkansas2007-09
Houston, Harrison (WR), Florida1994
Howard, Ed (WR), Rice1995
Howe, Glen (T), So Mississippi1985-86
Howell, Pat (G), USC1979-83
Hudlow, Floyd (CB/S), Arizona1967-68
Hudson, Chris (S), Colorado.2001
Huff, Ben (DT), Michigan.1999
Hughes, Bob (DE), Jackson St.1967-69
Humphrey, Claude (DE), Tenn. St.1968-74, 76-78
Hunter, John (T), BYU1989-91
Hunter, Scott (QB), Alabama1976-78
Huntley, Kevin (DE), Kansas State2007
Huntley, Richard (RB), Winston-Salem.1996
Hurst, Hayden (TE), South Carolina.2020
Hutchinson, Tom (WR), Kentucky1966

Irons, David (CB), Auburn2007-08
Irvin, Bruce (DE), West Virginia2018
Ishmael, Kemal (S) Central Florida2013-19

Jack, Eric (CB), New Mexico.1994-95
Jackson, Alfred (WR), Texas1978-84
Jackson, Chevis (CB), LSU2008-09
Jackson, Ernie (CB), Duke1978
Jackson, Grady (DT), Knoxville.2006-08
Jackson, Jeff (LB), Auburn1984-85
Jackson, Larron (G), Missouri1975-76
Jackson, Lawrence (G), Presbyterian.1987-88
Jackson, Marlion (RB), Saginaw Valley St.2006
Jackson, Robert (LB), Texas A&M.1982
Jackson, Steven (RB), Oregon St.2013-14
Jackson, Tommy (DL), Auburn2006
Jackson, Tyoka (DL), Penn State1994
Jackson, Tyson (DE), LSU2014-16

ALL-TIME ALPHABETICAL ROSTER

Jackson, Willie (WR), Florida	2002
James, John (P), Florida	1972-81
James, Robert (LB), Arizona State	2009-12
Jamison, Brandon (LB), West Georgia	2006
Jarrett, Grady (DT), Clemson	2015-20
Jarvis, Ray (WR), Norfolk St.	1971-72
Jasper, Ed (DT), Texas A&M	1999-03
Jefferson, Jason (DT), Wisconsin	2008
Jefferson, Shawn (WR), Central Florida	2000-02
Jenke, Noel (LB), Minnesota	1972
Jenkins, Alfred (WR), Morris Brown	1975-83
Jenkins, Michael (WR), Ohio State	2004-10
Jennings, Adam (WR), Fresno State	2006-08
Jerry, Peria (DT), Mississippi	2009-13
Jervey, Travis (RB), The Citadel	2001-03
Jobko, Bill (LB), Ohio St.	1966
Johnson, Billy (WR), Widener	1982-87
Johnson, Darius (WR), SMU	2013
Johnson, Derrick (CB), Washington	2006
Johnson, D.J. (CB), Kentucky	1994-96
Johnson, Doug (QB), Florida	2000-03
Johnson, Ellis (DL), Florida	2002-03
Johnson, Eric (LB), Nebraska	2004
Johnson, Gartrell (RB), Colorado St.	2010
Johnson, Kenny (DB), Mississippi St.	1980-86
Johnson, Mike (OL), Alabama	2010-14
Johnson, Norm (K) UCLA	1991-94
Johnson, Randy (QB), Texas A&I	1966-70
Johnson, Rudy (RB), Nebraska	1966
Johnson, Thomas (DT), Middle Tenn. St.	2009
Johnson, Tracy (RB), Clemson	1990-91
Johnson, Undra (RB), W Virginia	1989
Jones, Bob (WR), San Diego St.	1969
Jones, Bob (DB), Virginia Union	1975-76
Jones, Deion (LB), LSU	2016-20
Jones, Derrick (DE), Grand Valley State	2007
Jones, Earl (DB), Norfolk St.	1980-83
Jones, Henry (S), Illinois	2002
Jones, Jerry (DT), Bowling Green	1966
Jones, Joey (WR), Alabama	1986
Jones, Julio (WR), Alabama	2011-20
Jones, June (QB), Portland St.	1977-79
Jones, Keith (RB), Illinois	1989-92
Jones, Terren (T), Alabama State	2013-14
Jones, Tony (WR), Texas	1992
Jordan, Antony (LB), Vanderbilt	2000-01
Jordan, Brian (S), Richmond	1989-91

K

Kadela, Dave (T), Virginia Tech	2001
Kanell, Danny (QB), Florida State	1999-00
Kay, Rick (LB), Colorado	1977
Kazee, Damontae (S), San Diego St.	2017-20
Kelly, Jeff (LB), Kansas State	1999-02
Kelly, Reggie (TE), Miss. State	1999-02, 2011

Kelly, Todd (DE), Tennessee	1996
Kendrick, Vince (RB), Florida	1974-75
Kenn, Mike (T), Michigan	1978-94
Kennedy, Lincoln (G/T), Washington	1993-95
Kerney, Patrick (DE), Virginia	1999-06
Keyes, Josh (LB), Boston College	2016
Kiewel, Jeff (G), Arizona	1985-87
Kinchen, Todd (WR), Louisiana State	1987-98
Kindle, Gregg (G), Tennessee St.	1976
King, Akeem (CB), San Jose St.	2015-16
King, Austin (C), Northwestern	2004-06
Kirouac, Lou (G/K), Boston College	1966-67
Kittner, Kurt (QB), Illinois	2002-03
Klein, Perry (QB), C.W. Post	1994-95
Knight, Leander (CB), Montclair St.	1988
Knutson, Matt (OL), North Dakota	2003
Koenen, Michael (P), W. Washington	2005-10
Koepfer, Rich (T), Oregon State	1966
Komlo, Jeff (QB), Delaware	1982
Konz, Peter (C/G), Wisconsin	2012-14
Koo, Younghoe (K), Georgia Southern	2020
Kozlowski, Rudy (TE), Connecticut	1997-03
Kramer, Erik (QB), N Carolina St.	1987
Kraynak, Rich (LB), Pittsburgh	1987
Krepfle, Keith (TE), Iowa St.	1982
Kuechenberg, Rudy (LB), Indiana	1971
Kunz, George (T), Notre Dame	1969-74
Kupp, Jake (G), Washington	1967
Kuykendall, Fulton (LB), UCLA	1975-84

L

Lake, Antwan (DE), West Virginia	2004-05
Lamb, Ron (RB), South Carolina	1972
Landrum, Mike (TE), So Miss.	1984
Lang, Gene (RB), LSU	1988-90
Langford, Jeremy (RB), Michigan State	2018
Larkin, Austin (DE), Purdue	2019
Laughlin, Jim (LB), Ohio St.	1980-82, 87
Lauletta, Kyle (QB), Richmond	2020
Lavalais, Chad (DT), LSU	2004-05
Lavan, Al (S), Colorado St. U	1969-70
Lawrence, Kent (WR), Georgia	1970
Lawrence, Rolland (DB), Tabor	1973-80
Layne, George (FB), TCU	2001-03
Leake, John (LB), Florida	2005-06
Le Bel, Harper (TE), Col St.	1991-96
Ledbetter, Monte (WR), NW Louisiana	1969
Lee, Bob (WR), Minnesota	1969
Lee, Bob (QB), Pacific	1973-74
Lee, Danzell (TE), Lamar	1988
Lee, Dwight (RB), Michigan St.	1968
Lee, Ron (OL), Baylor	1983
Lee, Saeed (CB), Alabama State	2013
Leftwich, Byron (QB), Marshall	2007
Lehr, Matt (G), Virginia Tech	2005-06

ALL-TIME ALPHABETICAL ROSTER

Lelie, Ashley (WR), Hawaii 2006
 Lemmerman, Bruce (QB), San Fern. Val. 1968-69
 Lester, Fred (FB), Alabama A&M 1997
 Lens, Greg (DT), Trinity Texas 1970-71
 Levenick, Dave (LB), Wisconsin 1983-84
 Levitre, Andy (G), Oregon State 2015-18
 Lewis, John (WR), Oklahoma St. 2003
 Lewis, Mike (DT), Arkansas AM&N 1971-79
 Lewis, Trey (NT), Washburn 2007-10
 Linden, Errol (T), Houston 1966-68
 Lindstrom, Chris (G), Boston College 2019-20
 Locklear, Sean (T), NC State 2013
 Lofton, Curtis (LB), Oklahoma 2008-11
 Logan, Ernie (DE), East Carolina 1993
 Loneker, Keith (G), Kansas 1996
 Long, Bob (WR), Wichita State 1968
 Long, Jake (T), Michigan 2015
 Lothridge, Billy (P/S), Georgia Tech. 1966-71
 Loveall, Calvin (CB), Idaho 1988
 Lowe, Omare (S), Washington 2005-06
 Lowery, Dwight (S), San Jose St 2014
 Luckhurst, Mick (K), California 1981-87
 Lyles, Robert (LB), TCU 1990-91
 Lyons, Mitch (TE), Michigan State 1993-96

M

Mabin, Jordan (CB), Northwestern 2014
 Mabra, Ron (DB), Howard 1975-76
 Mack, Alex (C), California 2016-20
 Mack, Red (WR), Notre Dame 1966
 Magee, Terrence (RB), LSU 2017
 Mahelona, Jesse (DT), Tennessee 2007
 Malancon, Rydell (LB), Louisiana State 1984
 Mallard, Josh (DE), Georgia 2006-07
 Mallory, John (S), West Virginia 1967
 Malone, Art (RB), Arizona State 1970-74
 Mankins, Jim (RB), Florida State 1967
 Manley, PhillipKeith (G), Toledo 2012
 Manning, Rosie (T), NE Oklahoma 1972-75
 Maponga, Stansly (DE), TCU 2013-14
 Marchlewski, Frank (C), Minnesota 1966-68
 Marshall, Randy (DE), Linfield 1970-71
 Marshall, Rich (DT), Stephen F Austin 1966
 Marshall, Whit (LB), Georgia 1999
 Martin, Billy (TE), Georgia Tech. 1966-67
 Martin, Charles (NT), Livingston 1988
 Martin, Tony (WR), Mesa 1998, 2001
 Martino, Freddie (WR), North Greenville 2014
 Marx, Greg (DT), Notre Dame 1973
 Massaquoi, Jonathan (DE), Troy 2012-14
 Mathis, Kevin (CB), Texas A&M-Comm. 02-04, 06
 Mathis, Terance (WR), New Mexico 1994-01
 Matlock, John (C), Miami 1970-71
 Matthews, Al (TE), Vanderbilt 1983-85
 Matthews, Aubrey (WR), Delta State 1986-88

Matthews, Clay (LB), Southern Cal 1994-96
 Matthews, Cliff (DE), South Carolina 2011-14/16
 Matthews, Henry (RB), Michigan St 1973
 Matthews, Jake (T), Texas A&M 2014-20
 Maurer, Andy (G), Oregon 1970-73
 Maxie, Brett (S), Texas Southern 1994
 Mayberry, James (RB), Colorado 1979-81
 Mazzetti, Tim (K), Pennsylvania 1978-80
 Mbu, Joey (DT), Houston 2015
 McBride, Tod (CB), UCLA 2003
 McBurrows, Gerald (S), Kansas 1999-03
 McCadam, Kevin (S), Virginia Tech 2002-05
 McCarthy, Brendan (RB), Boston Col 1968
 McCartney, Ron (LB), Tennessee 1977-79
 McCauley, Tom (S/WR), Wisconsin 1969-71
 McClain, Dewey (LB), E Central Univ 1976-80
 McClain, Terrell (DE), South Florida 2018
 McClain, Robert (CB), Connecticut 2012-14
 McClure, Todd (C), LSU 1999-12
 McCord, Quentin (WR), Kentucky 2001-03
 McCown, Luke (QB), Louisiana Tech 2012
 McCraw, Fred (FB), Mississippi St 2004-06
 McCrary, Greg (TE), Clark 1975-77
 McCray, Justin (OL), Central Florida 2020
 McDaniels, Pellom (DE), Oregon State 1999-00
 McDermott, Gary (RB), Tulsa 1969
 McDonald, Tommy (WR), Oklahoma 1967
 McFadden, Leon (CB), San Diego St 2017
 McFadden, Paul (K), Youngstown State 1989
 McGary, Kaleb (T), Washington 2019-20
 McGee, Molly (RB), Rhode Island 1974
 McGill, Lenny (CB), Arizona State 1996-97
 McGrew, Reggie (DT), Florida 2002
 McInnis, Hugh (TE), So Mississippi 1966
 McIntyre, Corey (FB), West Virginia 2007
 McIntyre, Secedrick (RB), Auburn 1977
 McKinley, Takk (DE), UCLA 2017-20
 McKinnely, Phil (T), UCLA 1976-80
 McKissic, J.D. (WR), Arkansas St 2016
 McKyer, Tim (CB), Tex-Arlington 1991-92, '96
 McMillon, Steve (CB) Wyoming 1989
 McNeil, Lukayus (OL), Louisville 2019
 McQuilken, Kim (QB), Lehigh 1974-77
 Means, Steven (DE), Buffalo 2018-20
 Meier, Carson (TE), Oklahoma 2019
 Meier, Kerry (WR), Kansas 2010-12
 Merrow, Jeff (DE), West Virginia 1975-83
 Metcalf, Eric (WR/RB), Texas 1995-96
 Meyers, Eddie (RB), Navy 1982
 Mialik, Larry (TE), Wisconsin 1972-74
 Miano, Rich (S), Hawaii 1995
 Middleton, Ron (TE), Auburn 1986-87
 Mike-Mayer, Nick (K), Temple 1973-77
 Mikeska, Russ (TE), Texas A&M 1979-83
 Millen, Hugh (QB), Washington 1988-90
 Miller, Brandon (DE), Georgia 2008

ALL-TIME ALPHABETICAL ROSTER

Miller, Brett (T), Iowa	1983-88
Miller, Chris (QB), Oregon	1987-92
Miller, Jim (QB), Michigan State	1997
Miller, Jim (G) Iowa	1971-72, 74
Miller, Jordan (CB), Washington	2019-20
Miller, Junior (TE), Nebraska	1980-83
Miller, Kyle (TE), Mount Union	2014
Miller, Nate (OL), Louisiana State	1995-97
Milling, James (WR), Maryland	1991-92
Mills, Shawn (WR), Southern Miss	2001
Milloy, Lawyer (S), Washington	2006-08
Milner, Martrez (TE), Georgia	2007-08
Mims, David (WR), Baylor	1993-94
Mitchell, Barry (DE), Idaho	1997
Mitchell, Brian (CB), BYU	1991-92
Mitchell, Charles (S), Mississippi St.	2012
Mitchell, Ken (LB), UNLV	1973-74
Mitchell, Jim (TE), Prairie View	1969-79
Mitchell, Leonard (T), Houston	1987
Mitchell, Roland (CB), Texas Tech.	1990
Moeaki, Tony (TE), Iowa	2015
Mohr, Chris (P), Alabama	2001-04
Monroe, Rod (TE), Cincinnati	1998-99
Montgomery, Alton (S), Houston	1993-95
Montgomery, Marv (T), USC	1978
Moore, Michael (G), Troy State	2003
Moore, Robert (S), Northwestern St.	1986-89
Moore, Ron (DT), Northwest Okla. St.	2001
Moore, Tom (RB), Vanderbilt	1967
Moore, William (S), Missouri	2009-15
Moorehead, Kindal (DT), Alabama	2008
Morgan, Dwayne (OL), Clemson	2003
Moriarty, Tom (S), Bowling Green	1977-79, 81
Moroski, Mike (QB), Cal-Davis	1979-84
Morris, Larry (LB), Georgia Tech.	1966
Morton, Christian (CB), Illinois	2004-05
Motta, Zeke (S), Notre Dame	2013
Mraz, Mark (DE), Utah State	1987
Mughelli, Ovie (FB), Wake Forest	2007-11
Musser, Neal (LB), NC State	1981-83

N

Nagle, Browning (QB), Louisville	1995-96
Neal, Keanu (S), Florida	2016-20
Neal, Ryan (S), Southern Illinois	2018
Neal, Louis (WR), Prairie View	1973-74
Neasman, Sharrod (S), Florida Atlantic	2016-20
Neil, Dallas (TE), Montana	2000, 02
Newman, Keith (LB), North Carolina	2003
Newton, Cam (S), Furman	2005-06
Nicholas, Stephen (LB), South Florida	2007-13
Nissley, Adam (TE), UCF	2012-13
Nizialek, Cameron (P), Georgia	2020
Nobis, Tommy (LB), Texas	1966-76
Nofsinger, Terry (QB), Utah	1967

Norton, Jim (DT/DE), Washington	1967-68
Norwood, Jerious (RB), Mississippi	2006-10
Norwood, Ralph (OT), LSU	1989

O

Odomes, Nate (CB), Wisconsin	1996
Ogden, Ray (TE), Alabama	1967-68
Ogden, Ray (TE), Alabama	1967-68
Ojinnaka, Quinn (T), Syracuse	2006-09
Olatoye, Ayodeji (CB), North Carolina A&T	2016-17
Ollison, Qadree (RB), Pittsburgh	2019-20
Oliver, Isaiah (CB), Colorado	2018-20
Oliver, Winslow (RB), New Mexico	1999-00
Oluokun, Foyesade (LB), Yale	2018-20
Omiyale, Frank (T), Tennessee Tech	2006
O'Neal, Matt (C), Oklahoma	2000
Ortega, Ralph (LB), Florida	1975-78
Ortiz, Ricky (FB), Oregon State	2018
Oswald, Paul (G), Kansas	1988
Overstreet, Will (LB), Tennessee	2002-03
Owens, Chris (CB) San Jose State	2009-12
Owens, Dan (DT), Southern California	1996-97
Oxendine, Ken (RB), Virginia Tech	1998-99

P

Pahukoa, Jeff (G/T), Washington	1995-96
Palmer, Dick (LB), Kentucky	1974
Palmer, Michael (TE), Clemson	2010-12
Pascoe, Bear (TE), Fresno St.	2014
Pasztor, Austin (T), Virginia	2017
Patera, Greg (RB), Slippery Rock	1989
Pathon, Jerome (WR), Washington	2005
Patton, Ricky (RB), Jackson St.	1978
Paulk, Jeff (FB), Arizona St.	1999
Paulsen, Logan (TE), UCLA	2018
Pearson, Dennis (WR), San Diego St.	1978-79
Peelle, Justin (TE), Oregon	2008-10
Pellegrini, Joe (C), Harvard	1984-86
Pegram, Eric (RB), N Tex St.	1991-94
Pennington, Terrance (OT), New Mexico	2007
Pennywell, Robert (LB), Grambling	1977-80
Peprah, Charlie (S), Alabama	2009
Perkins, Joshua (TE), Washington	2016
Perko, Mike (DT), Utah St.	1982
Person, Mike (G), Montana St.	2015-16
Peters, Corey (DT), Kentucky	2010-14
Peterson, Mike (LB), Florida	2009-12
Peterson, Todd (K), Georgia	2005
Phillips, Anthony (CB), Tex. A&M Kingsv.	1994-96
Phillips, Carol (LB), Illinois	2019
Phillips, Jason (WR) Houston	1991-93
Phillips, Ray (LB), North Carolina St.	1986
Philyaw, Mareno (WR), Troy State	2000-01
Pickens, Bruce (CB), Nebraska	1992
Pilgrim, Evan (G/C), BYU	1999-00

ALL-TIME ALPHABETICAL ROSTER

Pillers, Lawrence (DT), Alcorn State	1985
Pinkney, Jared (TE), Vanderbilt	2020
Pinner, Artose (RB), Kentucky	2007
Pittman, Bryan (LS), Washington	2009
Pitts, Mike (DE), Alabama	1983-86
Pleasant, Anthony (DE), Tennessee St.	1997
Pleasant, Reggie (DB), Clemson	1985
Plummer, Tony (S), Pacific	1971-73
Poage, Ray (TE), Texas	1971
Poe, Dontari (DT), Memphis	2017
Poling, Quentin (LB), Ohio	2019
Pollard, Marcus (TE), Bradley	2008
Polumbus, Tyler (T), Colorado	2015
Poole, Brian (CB), Florida	2016-18
Portilla, Jose (T), Arizona	1998-99
Powell, Brandon (WR), Florida	2019-20
Powell, Carlton (DT), Virginia Tech	2011
Prater, Matt (K), Central Florida	2007
Preston, Roell (WR), Mississippi	1995-96
Price, Peerless (WR), Tennessee	2003-04
Pridemore, Tom (S), West Virginia	1978-85
Primus, James (RB), UCLA	1988-89
Pringle, Mike (RB), Cal State-Fullerton	1990
Pritchard, Mike (WR), Colorado	1992-93
Pritchett, Billy Ray (RB), W. Texas St.	1976-77
Pritchett, Stanley (FB), South Carolina	2004
Pritchett, Wes (LB), Notre Dame	1991
Profit, Joe (RB), NE Louisiana	1971-73
Provence, Andrew (DT), S Carolina	1983-87
Pruitt, Eric (S), Southern Miss	2004

Q

Quarterman, Kurt (OL), Louisville	2007
-----------------------------------	------

R

Rackley, Derek (TE), Minnesota	2000-05
Rade, John (LB), Boise St.	1983-92
Rader, Jason (TE), Marshall	2008-09
Radloff, Wayne (C), Georgia	1986-89
Rassas, Nick (S), Notre Dame	1966-68
Ray, Eddie (RB), LSU	1972-74
Ray, Terry (S), Oklahoma	1992
Reaves, Ken (CB), Norfolk St.	1966-73
Reavis, C.J. (S), Marshall	2019
Rector, Ron (RB), Northwestern	1966-67
Redding, Reggie (T), Cal St. Ful	1991
Redman, Chris (QB), Louisville	2007-11
Redmon, Anthony (G), Auburn	2000
Redmond, Rudy (CB), Pacific	1969-71
Reed, Brooks, (LB/DE), Arizona	2015-18
Reed, Frank (DB), Washington	1976-80
Reed, Oscar (RB), Colorado State	1975
Reedy, Bernard (WR), Toledo	2014
Reese, Ike (LB), Michigan State	2005-06

Reid, Michael (LB), Wisconsin	1987-92
Reese, Guy (DT), SMU	1966
Renfree, Sean (QB), Duke	2013-15
Renfroe, Gilbert (QB), Tenn St.	1990
Replogle, Adam (G), Indiana	2013-14
Reynolds, Craig (RB), Kutztown	2019
Reynolds, Garrett (OT), North Carolina	2009-13
Reynolds, LaRoy (QB), Virginia	2016-17, 20
Richards, Bobby (DE), LSU	1966-67
Richards, Dave (G), UCLA	1994-96
Richards, Jordan (S), Stanford	2018
Richardson, Al (LB), Georgia Tech	1980-85
Richardson, Jerry (CB/S), W Texas St.	1966-67
Richardson, Wally (QB), Penn St.	1999
Riddick, Louis (S), Pittsburgh	1992, '96
Ridlehuber, Preston (RB), Georgia	1966
Ridley, Calvin (WR), Alabama	2018-20
Ridley, Stevan (RB), LSU	2016
Riggie, Bob (S), Penn State	1966-67
Riggs, Gerald (RB), Arizona St.	1982-88
Riley, Duke (LB), LSU	2017-19
Riley, Karon (LB), Minnesota	2002-04
Rison, Andre (WR), Mich St.	1990-94
Ritcher, Jim (G), North Carolina St.	1994-95
Rivers, Ron (RB), Fresno State	2000
Roberts, Andre (WR), Citadel	2017
Roberts, Gary (G), Purdue	1970
Roberts, George (P), Virginia Tech	1982
Roberts, Guy (LB), Maryland	1976
Robertson, Jamal (RB), Ohio Northern	2006
Robertson, Travian (DT), South Carolina	2012-13
Robinson, Aldrick (WR), Southern Methodist	2016
Robinson, Bo (RB), W Texas St.	1981-83
Robinson, Dunta (CB), South Carolina	2010-12
Robinson, Edmond (LB), Newberry	2020
Robinson, Eugene (S), Colgate	1998-99
Robinson, Laurent (WR), Illinois State	2007-08
Robison, Tommy (G), Texas A&M	1989
Robinson, Travaris (S), Auburn	2003
Robinson, Trevor (C), Notre Dame	2016
Rodgers, Jacquizz (RB), Oregon St.	2011-14
Rogers, Doug (DE), Stanford	1982
Rogers, Joe (WR), Texas Southern	1994
Rogers, Sam (LB), Colorado	2002-03
Romberg, Brett (C), Miami (Fla.)	2009, 2011
Roques, Burnell (WR), Claremont	1996
Ross, Derek (CB), Ohio State	2003
Ross, Kevin (CB), Temple	1994-95
Rossum, Allen (PR/KR/CB), Notre Dame	2002-06
Rowland, Chris (WR), Tennessee State	2020
Rozier, Mike (RB), Nebraska	1990-91
Rubin, Ahtyba (Iowa State), DT	2017
Rubke, Karl (DT), USC	1966-67
Ruether, Mike (C), Texas	1990-93
Rushing, Marlon (LB), So Illinois	1966-68
Russ, Carl (LB), Michigan	1975

ALL-TIME ALPHABETICAL ROSTER

Russell, Twan (LB), Miami..... 2003
 Ryan, Matt (QB), Boston College..... 2008-20
 Ryckman, Billy (WR), Louisiana Tech..... 1977-79
 Ryzcek, Paul (C), Virginia..... 1974-79

S

Sabatino, Bill (DT), Colorado..... 1969
 Sadowski, Troy (TE), Georgia..... 1990
 Saffer, Michael (OL), UCLA..... 2003
 Salaam, Ephraim (T), San Diego St..... 1998-01
 Sambrailo, Ty (T), Colorado St..... 2017-19
 Samuel, Asante (CB), UCF..... 2012-13
 Sandeman, Bill (T), Pacific..... 1967-73
 Sanders, Bob (LB), N Texas St..... 1967
 Sanders, Deion (CB), Florida St..... 1989-93
 Sanders, Eric (T), Nevada-Reno..... 1981-86
 Sanders, James (S), Fresno State..... 2011
 Sanders, Lewis (CB), Maryland..... 2007
 Sanders, Ricky (WR), SW Texas St..... 1994-95
 Santiago, O.J. (TE), Kent State..... 1997-99
 Sanu, Mohamed (WR), Rutgers..... 2016-19
 Saubert, Eric (TE), Drake..... 2017-18
 Sauer, Craig (LB), Minnesota..... 1996-99
 Saxton, Brian (TE), Boston College..... 1997
 Scales, Charlie (RB), Indiana..... 1966
 Schmidt, Roy (G/T), Long Beach St..... 1969
 Schaub, Matt (QB), Virginia..... 2004-06, 16-20
 Schillinger, Shann (S), Montana..... 2010-12
 Schneck, Mike (LS), Wisconsin..... 2007-09
 Schofield, O'Brien (LB), Wisconsin..... 2015
 Schonert, Turk (QB), Stanford..... 1986
 Schraeder, Ryan (T), Valdosta St..... 2013-18
 Schreiber, Adam (C/G), Texas..... 1997-99
 Schulters, Lance (S), Hofstra..... 2006
 Schweitzer, Wes (G), San Jose St..... 2016-19
 Scott, Bryan (S), Penn State..... 2003-05
 Scott, Dave (T), Kansas..... 1976-82
 Scott, Freddie (WR), Penn State..... 1996
 Scott, Jonathan (T), Texas..... 2014
 Scully, John (C), Notre Dame..... 1981-90
 Seay, Virgil (WR), Troy St..... 1984
 Senat, Deadrin (DT), South Florida..... 2018-20
 Settle, John (RB), Appalachian..... 1987-90
 Shabazz, Siddeeq (S), New Mexico State..... 2003-04
 Shaffer, Kevin (T), Tulsa..... 2002-05
 Sharp, Dan (TE), Texas Christian..... 1987
 Sharpe, Glenn (CB), Miami (Fla.)..... 2008
 Shay, Jerry (DT), Purdue..... 1968-69
 Shears, Larry (CB), Lincoln, Mo..... 1971
 Sheffield, Kendall (CB), Ohio State..... 2019-20
 Shelby, Derrick (DE), Utah..... 2016-18
 Shelley, Elbert (S), Arkansas State..... 1987-96
 Shembo, Prince (LB), Notre Dame..... 2014
 Sherlag, Bob (WR), Memphis St..... 1966
 Shiner, Dick (QB), Maryland..... 1971-73
 Shivers, Wes (T), Mississippi St..... 2000

Shockley, D.J. (QB), Georgia..... 2006-08
 Shropshire, Darrell (DT), South Carolina..... 2005-06
 Shuler, Mickey (TE), Penn St..... 2015
 Sidbury, Lawrence (DE), Richmond..... 2009-12
 Sidle, Jimmy (TE/RB), Auburn..... 1966
 Sieminski, Chuck (DT), Penn State..... 1966-67
 Silvestri, Carl (CB-S), Wisconsin..... 1966
 Simeta, Mike (DT), Kansas St..... 1983
 Simoneau, Mark (LB), Kansas St..... 2000-02
 Simmons, Jerry (WR), Bethune-Cookman..... 1967-69
 Simon, Jim (G/T), Miami..... 1966-68
 Simms, Matt (QB), Tennessee..... 2015-17, 19
 Sims, Joe (T), Nebraska..... 1991
 Sloan, Steve (QB), Alabama..... 1966-67
 Small, Gerald (CB), San Jose St..... 1984
 Small, John (DT), Citadel..... 1970-72
 Smigelsky, Dave (P), Virginia Tech..... 1982
 Smith, Antone (RB), Florida State..... 2010-14
 Smith, Brady (DE), Colorado St..... 2000-05
 Smith, Chuck (DE), Tennessee..... 1992-99
 Smith, Don (DE), Miami..... 1979-84
 Smith, Ed (TE), no college..... 1997-98
 Smith, Ito (RB), Southern Miss..... 2018-20
 Smith, Jacques (LB), Tennessee..... 2014
 Smith, Jerome (RB), Syracuse..... 2014
 Smith, Keith (FB), San Jose State..... 2019-20
 Smith, Maurice (RB), North Car. A&T..... 2000-02
 Smith, Mike (WR), Grambling..... 1980
 Smith, Ralph (TE), Mississippi..... 1969
 Smith, Reggie (WR), NC Central..... 1980-81
 Smith, Ron (CB/WR), Wisconsin..... 1966-67
 Smith, Royce (G), Georgia..... 1974-76
 Smith, Tony (RB), Southern Miss..... 1992-94
 Smith, Vinson (LB), E Carolina..... 1988
 Snelling, Jason (RB), Virginia..... 2007-13
 Snider, Malcolm (G), Stanford..... 1969-71
 Snyder, Todd (WR), Ohio U..... 1970-72
 Sobocinski, Phil (C), Wisconsin..... 1968
 Soliai, Paul (DT) Utah..... 2014-15
 Solomon, Jesse (LB), Florida St..... 1992
 Southward, Dezmen (S), Wisconsin..... 2014-15
 Spencer, Darryl (WR), Miami-Fla..... 1994-95
 Spiller, Phil (S), Cal State-LA..... 1968
 Spiva, Andy (LB), Tennessee..... 1977
 Spivey, Mike (CB), Colorado..... 1982
 Spruill, Marquis (LB), Syracuse..... 2014
 Stamps, Sylvester (WR), Jackson St..... 1984-88
 Stanback, Haskel (RB), Tennessee..... 1974-79
 Stanciel, Jeff (RB), Miss Valley..... 1969
 Stanley, Montavious (DT), Louisville..... 2007
 Starr, Tyler (LB), South Dakota..... 2014-15
 Stecker, Aaron (RB), Western Illinois..... 2009
 Steinfort, Fred (PK), Boston College..... 1977-78
 Stepanovich, Alex (C), Ohio State..... 2008
 Stewart, Matt (LB), Vanderbilt..... 2001-04
 Stewart, Steve (LB), Minnesota..... 1978

ALL-TIME ALPHABETICAL ROSTER

Still, Bryan (WR), Virginia Tech	1999
Stinson, Lemuel (CB), Texas Tech	1993
Stocker, Luke (TE), Tennessee	2019-20
Stokes, Barry (T), Eastern Michigan	2005
Stone, Daren (S), Maine	2007
Stone, James (C), Tennessee	2014-15
Strahan, Art (DT), Texas Southern	1968
Strong, Ray (RB), Nevada/Las Vegas	1978-82
Stupar, Nate (LB), Penn St.	2014-15
Stutz, Boone (TE/LS) Texas A&M	2006-07
Stryzinski, Dan (P), Indiana	1995-00
Styles, Lorenzo (LB), Ohio State	1995-96
Suchy, Larry (CB), Mississippi College	1968
Sullivan, Jim (DE), Lincoln, MO	1970
Sullivan, Pat (QB), Auburn	1972-75
Sutter, Eddie (LB), Northwestern	1997
Svitek, Will (OT), Stanford	2009-12
Swayda, Shawn (DE), Arizona State	1998-01
Szcecko, Joe (DT), Northwestern	1966-68
Szczerba, Andrew (TE), Boise State	2013

T

Talbert, Don (T), Texas	1966-68
Talley, Ben (LB), Tennessee	1998
Talley, Darryl (LB), West Virginia	1995
Tamme, Jacob (TE), Kentucky	2015-16
Tate, Rodney (RB), Texas	1984
Taylor, Henry (DT), South Carolina	2000
Taylor, Jamar (CB), Boise State	2019
Taylor, Johnnie (LB), Hawaii	1984-86
Taylor, Malcom (DE), Tennessee St.	1989
Taylor, Terry (CB), Southern Illinois	1995
Taylor, Tony (LB), Georgia	2007
Tavecchio, Giorgio (K), California	2018
Teague, Matthew (DE), Prairie View	1981
Ten Napel, Garth (LB), Texas A&M	1978
Terrell, A.J. (CB), Clemson	2020
Thaxton, Galand (LB), Wyoming	1989
Therezie, Robenson (S), Auburn	2015-16
Thibodeaux, Keith (CB), N.W. Louisiana	1999
Thielemann, RC (G), Arkansas	1977-84
Thierry, John (LB), Alcorn St.	2002
Thomas, Ahmad (LB), Oklahoma	2019
Thomas, Ben (DE), Auburn	1989
Thomas, Chuck (G), Oklahoma	1985
Thomas, George (WR), Nev.-Las Vegas	1989-92
Thomas, Rodney (RB), Texas A&M	2001
Thomas, Sean (DB), TCU	1985
Thompson, Michael (T), Tennessee St.	2000-02
Thompson, Woody (RB), Miami	1975-77
Thornal, Kevin (WR), S. Methodist	1997
Tialavea, D.J. (TE), Utah State	2015-16
Tilleman, Mike (DT), Montana	1973-76
Tinker, Gerald (WR), Kent State	1974-75
Tippins, Ken (LB), MTSU	1990-95

Tobeck, Robbie (C), Washington St.	1993-99
Togiai, Jerry (DL), Kansas St.	2002
Toilolo, Levine (TE), Stanford	2013-17
Tolleson, Tommy (WR), Alabama	1966
Tolliver, Billy Joe (QB), Texas Tech	1991-93, '96-97
Toloumu, David (RB), Hawaii	1982
Toone, Tim (WR), Weber State	2012
Torrence, Leigh (CB), Stanford	2005
Traynham, Wade (K), Frederick	1966-67
Treadwell, Laquon (WR), Ole Miss	2020
Tripp, Jordan (LB), Montana	2017
Trueblood, Jeremy (T), Boston College	2013
Trufant, Desmond (CB), Washington	2013-19
Tuaolo, Esera (DT), Oregon State	1998
Tuggle, Jessie (LB), Valdosta State	1987-00
Tuioti-Mariner, Jacob (DE), UCLA	2018-20
Tupou, Taniela (DT), Washington	2017
Turnbull, Nick (DS), Florida International	2006
Turner, Jimmy (CB), UCLA	1986-87
Turner, Michael (RB), Northern Illinois	2008-12
Tutson, Tom (DB), SC State	1983
Tuttle, Perry (WR), Clemson	1984
Tyner, Scott (P), Oklahoma State	1994
Tyrrell, Tim (RB), No. Illinois	1984-86

U

Ulmer, Artie (LB), Valdosta State	2001-05
Umenyiora, Osi (DE), Troy State	2013-14
Ushaw, Courtney (DT), Alabama	2016-17

V

Van Note, Jeff (C), Kentucky	1969-86
Vaughan, Josh (RB), Richmond	2013
Vaughn, Darrick (CB/Ret), Southwest Tex.	2000-01
Vaughn, Khaleed (DE), Clemson	2004
Veal, Demetris (DT)	2003
Vellano, Joe (DT), Maryland	2016-17
Verdin, Clarence (KR), SW Louisiana	1994
Vick, Michael (QB), Virginia Tech	2001-06
Vinson, Tony (RB), Towson State	1995
Vinyard, Kenny (K), Texas Tech	1970

W

Wages, Harmon (RB), Florida	1968-71,73
Wagoner, Danny (DB), Kansas	1985
Walker, Chuck (DT), Duke	1972-75
Walker, Cleo (LB), Louisville	1971
Walker, Darnell (CB), Oklahoma	1993-96
Walker, Mykal (LB), Fresno State	2020
Walker, Vance (DT), Georgia Tech	2009-12
Wallace, Anthony (RB), California	1993
Walls, Darrin (CB), Notre Dame	2011
Ward, Terron (RB), Oregon St.	2015-17
Warwick, Lonnie (LB), Tenn Tech	1973-74

ALL-TIME ALPHABETICAL ROSTER

Washington, Charles (S), Cameron 1992-94
 Washington, Joe (RB), Oklahoma 1985
 Washington, Joe (RB), Illinois St. 1973
 Washington, Ronnie (LB), NE Louisiana St. 1985
 Waskiewicz, Jim (C), Wichita St. 1969
 Watson, Ryan (DL), Appalachian St. 2002
 Weary, Fred (CB), Florida 2002
 Weatherford, Jim (S), Tennessee 1969
 Weatherspoon, Sean (LB), Missouri 2010-14, 16-17
 Weatherley, Jim (C), None 1976
 Webster, Jason (CB), Texas A&M 2004-06
 Weems, Eric (WR), Bethune-Cookman 2007-11,14-16
 Weiner, Todd (T), Kansas St. 2002-08
 West, Ed (TE), Auburn 1997
 Wetzel, John (OL), Boston College 2019-20
 Wheeler, Phillip (LB), Georgia Tech 2015-16
 Wheelwright, Ernie (RB), So. Illinois 1966-67
 Whisenhunt, Ken (TE), Georgia Tech. 1985-88
 White, Chris (DE), Southern 2000
 White, Dez (WR), Georgia Tech. 2004-05
 White, Lyman (LB), LSU 1981-82
 White, Roddy (WR), UAB 2005-15
 White, William (S), Ohio State 1997-98
 Whitfield, Bob (OT), Stanford 1992-03
 Whitlow, Bob (C), Arizona 1966
 Widell, Dave (G), Boston College 1998
 Wilcox, J.J. (S), Georgia Southern 2019
 Wile, Matt (P), Michigan 2016
 Wiley, Chuck (DE), LSU 2000-01
 Wilkerson, Ben (C), LSU 2007-08
 Wilkes, Reggie (LB), Georgia Tech 1986-87
 Wilkins, Gary (TE), Georgia Tech 1988-91
 Wilkins, Marcus (LB), Texas 2007
 Williams, Brandon (CB), Michigan 2003
 Williams, Brian (CB), North Carolina State 2009-10
 Williams, Clay (T), Indiana 1996
 Williams, Demorrio (LB), Nebraska 2004-07
 Williams, Elijah (CB), Florida 1998-01
 Williams, Gene (G/T), Iowa State 1996-99
 Williams, Jimmy (CB), Virginia Tech 2006-07
 Williams, Joel (LB), Wis/LaCrosse 1979-82, 86-89
 Williams, Keith (RB), SW Missouri 1986
 Williams, Nick (WR), Connecticut 2015-17
 Williams, Richard (RB) Memphis St. 1983
 Williams, Sam (DE), Michigan State 1966-67
 Williams, Thomas (DE), Wyoming 1994
 Williams, Travis (LB), Auburn 2007
 Williams, Tyrone (CB), Nebraska 2003
 Williamson, Chris (CB), Minnesota 2020
 Willig, Matt (T/G), Southern California 1996-97
 Willis, Mitch (DT), SMU 1988
 Wilson, Brenard (S), Vanderbilt 1987

Wilson, Jim (C), Georgia 1967
 Wilson, John Parker (QB), Alabama 2009-10
 Wilson, Wade (QB), East Texas St. 1992
 Wimberly, Marcus (S), Miami 1997
 Windauer, Bill (DT), Iowa 1976
 Wingo, Ronnie (RB), Arkansas 2014
 Winkler, Randy (G), Tarleton St. 1968
 Wire, Coy (LB), Stanford 2008-10
 Woerner, Scott (S), Georgia 1981
 Wolski, Bill (RB), Notre Dame 1966
 Wood, Bo (DE), North Carolina 1967
 Woodberry, Dennis (CB), S. Arkansas 1986
 Worrlow, Paul (LB), Delaware 2013-16
 Wreh-Wilson, Blidi, Connecticut 2016-20
 Wright, James (TE), Texas Christian 1978-79
 Wright, John (WR), Illinois 1968
 Wright, Nate (S), San Diego St. 1969
 Wright, Willie (OL), Tulsa 2020

Y

Yarno, George (C/G), Wash St. 1988
 Yates, T.J. (QB), North Carolina 2014
 Yeates, Jeff (DT), Boston College 1976-84
 Young, Ben (TE), UT-Arlington 1983
 Youngblood, Kevin (WR), Clemson 2006

Z

Zaccheaus, Olamide (WR), Virginia 2019-20
 Zackery, Tony (DB), Washington 1989
 Zandofsky, Mike (G), Washington 1994-96
 Zele, Mike (DT), Kent 1979-83
 Zelenka, Joe (LS), Wake Forest 2009-11
 Zgonina, Jeff (DT), Purdue 1996
 Zimmer, Justin (DT), Ferris State 2018
 Zinger, Keith (TE), LSU 2009
 Zook, John (DE), Kansas 1969-75

RECENT MAJOR TRADES

2020

Traded the 55th and 157th overall picks to the Baltimore Ravens in exchange for Hayden Hurst and the 134th overall pick in the 2020 NFL Draft.

2019

Traded the 45th and 79th overall picks to the Los Angeles Rams to move back into the first round and select Kaleb McGary at 31st. The Falcons also acquired the 203rd overall pick from the Rams. Traded the 117th and 186th overall picks to the Lions to select Kendall Sheffield with the 111th overall pick. Traded Mohamed Sanu to the New England Patriots in exchange for the 55th overall pick in the 2020 NFL Draft.

2017

Traded the 31st, 95th, and 249th overall picks to Seattle to move up five spots to pick DE Takk McKinley at 26th. Traded the 63rd overall pick to the Buffalo Bills in exchange for the 75th, 149th, and 156th picks. With those picks Dimitroff selected Duke Riley, Damontae Kazee, and Brian Hill.

2016

Traded the 50th overall pick for the Houston Texans 52nd and 195th overall picks in the 2016 NFL Draft to acquire LB Deion Jones (52nd overall) and G Wes Schweitzer (195th overall).

2015

Acquired guard Andy Levitre from the Tennessee Titans in exchange for a sixth round draft pick in 2016, and a future conditional draft pick.

2014

Traded LB Akeem Dent to the Houston Texans IN EXCHANGE FOR QB T.J. Yates.

2013

Traded its 2013 first round selection (30th overall), third round selection (92nd overall) and sixth round selection (198th overall) IN EXCHANGE FOR the St. Louis Rams 2013 first round pick (22nd overall) and a future seventh round pick. The Falcons selected CB Desmond Trufant from Washington

2012

Traded its 2012 seventh round selection (229th overall), IN EXCHANGE FOR Philadelphia Eagles CB Asante Samuel.

2011

Traded its 2011 first round selection (27th overall), second round pick (59th overall), fourth round selection (124th overall) and 2012 first and fourth round picks IN EXCHANGE FOR the Cleveland Browns 2011 first round pick (sixth overall). The Falcons selected WR Julio Jones from Alabama.

2010

Traded its 2010 second round pick to Kansas City IN EXCHANGE FOR TE Tony Gonzalez.

2009

Traded WR Laurent Robinson, fifth round (160th overall) and sixth round (196th overall) picks to St. Louis IN EXCHANGE FOR its fifth round (138th overall) and sixth round (176th overall) picks

2008

Traded seventh round pick to Denver IN EXCHANGE FOR CB Dominique Foxworth.

2007

Traded QB Matt Schaub to Houston IN EXCHANGE FOR undisclosed draft picks from Texans.

2006

Traded first round pick (15th overall) to Denver IN EXCHANGE FOR Broncos' first round pick (29th overall), third round pick (93rd overall) and 2007 seventh round pick. Falcons trade first round pick from Denver to New York Jets for DE John Abraham. Traded fourth round pick to Cleveland IN EXCHANGE FOR S Chris Crocker. Traded unconditional draft choice in 2007 and S Bryan Scott to New Orleans IN EXCHANGE FOR T Wayne Gandy.

2004

Traded second round pick (38th overall), third round pick (69th overall) and fourth round pick (125th overall) in 2004 to Indianapolis IN EXCHANGE FOR Indianapolis' first round pick (29th overall) and third round pick (90th overall) in 2004.

2004

Traded sixth round pick (174th overall) to Miami IN EXCHANGE FOR Miami's sixth round pick (186th overall) and seventh round pick (219th overall) in 2004.

2003

Traded T Michael Thompson to Seattle IN EXCHANGE FOR a conditional draft pick in 2004.

2003

Traded first-round pick (23rd overall) in 2003 to Buffalo IN EXCHANGE FOR WR Peerless Price.

2003

Traded LB Mark Simoneau to Philadelphia IN EXCHANGE FOR Philadelphia's sixth-round pick (202nd overall, DB Waine Bacon) in 2003.

RECENT MAJOR TRADES

2002

Traded conditional draft pick in 2004 to San Diego IN EXCHANGE FOR WR Trevor Gaylor.

2002

Traded first-round pick (17th overall) to Oakland IN EXCHANGE FOR Oakland's first-round (18th overall, RB T.J. Duckett) and fifth-round (158th overall, QB Kurt Kittner) picks.

2002

Traded third-round pick in 2003 to Houston IN EXCHANGE FOR Houston's fourth-round pick (116th overall, OL Martin Bibla) in 2002.

2001

Traded first- (fifth overall) and third-round picks in 2001, second-round pick in 2002 and WR Tim Dwight to San Diego IN EXCHANGE FOR San Diego's first round pick in 2001 (No. 1 overall, QB Michael Vick).

2001

Traded seventh-round pick in 2001 to Tampa Bay IN EXCHANGE FOR QB Eric Zeier.

2000

Traded TE O.J. Santiago to Dallas IN EXCHANGE FOR Dallas' fourth-round pick in 2001 (102nd overall, LB Matt Stewart).

1999

Traded first-round pick in 2000 to Baltimore IN EXCHANGE FOR Baltimore's second-round pick in 1999 (42nd overall, TE Reggie Kelly).

1997

Traded first- (third overall) and third-round (63rd overall) picks in 1997 to Seattle IN EXCHANGE FOR Seattle's first- (11th overall, CB Michael Booker), second (41st overall, RB Byron Hanspard), third- (70th overall, TE O.J. Santiago) and fourth-round (100th overall, LB Henri Crockett) picks.

1997

Traded fifth-round pick (140th overall) in 1997, which was obtained from Oakland for Lincoln Kennedy, to Washington IN EXCHANGE FOR Washington's sixth- (180th overall, C Calvin Collins) and seventh-round (222nd overall, S Chris Bayne) picks.

1997

Traded fourth- (98th overall) and sixth-round (165th overall) picks to Houston IN EXCHANGE FOR QB Chris Chandler.

1996

Traded S Roger Harper to Dallas IN EXCHANGE FOR Dallas' fourth- (127th overall, CB Juran Bolden) and fifth-round (164th overall, DE Gary Bandy) picks.

1996

Traded fifth-round pick in 1996 to Baltimore IN EXCHANGE FOR G Gene Williams.

1995

Traded first-round pick (10th overall) to Cleveland IN EXCHANGE FOR WR Eric Metcalf and Cleveland first-round pick (26th overall, S Devin Bush).

1994

Traded first and third-round picks in 1994, and first-round pick in 1995 to Indianapolis IN EXCHANGE FOR QB Jeff George.

1994

Traded second-round pick in 1994 and first-round pick in 1995 to Minnesota IN EXCHANGE FOR DE Chris Doleman and second-round pick (WR Bert Emmanuel).

1993

Traded WR Mike Pritchard and seventh-round pick to Denver IN EXCHANGE FOR Denver's first-round pick in 1995 (traded for Chris Doleman) and its third-round pick in 1994 (Alai Kalanulalu).

1993

Traded WR James Milling to Green Bay IN EXCHANGE FOR DE Lester Archambeau.

1992

Traded DT Tony Casillas to Dallas IN EXCHANGE FOR Dallas' second- (DE Chuck Smith) and eighth-round (TE Reggie Dwight) picks.

1992

Traded QB Brett Favre to Green Bay IN EXCHANGE FOR Green Bay's first-round pick in 1992 (17th overall, RB Tony Smith).

1991

Traded third-round pick to Miami IN EXCHANGE FOR CB Tim McKyer.

1990

Traded first- and fourth-round picks to Indianapolis IN EXCHANGE FOR WR Andre Rison, T Chris Hinton, and India-

RECENT MAJOR TRADES

napolis' first- (WR Mike Pritchard) and fifth-round (T Reggie Redding) picks in 1991.

1989

Traded second-, fourth- and 10th-round picks to Cincinnati IN EXCHANGE FOR Cincinnati's first-round pick (27th overall, WR Shawn Collins).

1989

Traded RB Gerald Riggs to Washington IN EXCHANGE FOR Washington's first-round pick (20th overall, RB Steve Broussard) in 1990 and its second-round pick (T Ralph Norwood) in 1989.

1985

Traded second-round pick (33rd overall) in 1985 and second-round pick (30th overall) in 1986 to Washington IN EXCHANGE FOR Washington's first-round pick (17th overall, T Bill Fralic) in 1986 and its second-round pick (45th overall) in 1985.

1985

Traded first- and third-round picks in 1985 to Minnesota IN EXCHANGE FOR Minnesota's first-round pick (second overall, T Bill Fralic) in 1985.

1975

Traded T George Kunz and first-round pick (third overall) in 1975 to Baltimore IN EXCHANGE FOR Baltimore's first- (Steve Bartkowski) and sixth-round (Fulton Kuykendall) picks in 1975.

1974

Traded first-round pick (17th overall) and QB Bob Berry to Minnesota IN EXCHANGE FOR QB Bob Lee and LB Lonnie Warwick.

1973

Traded first-round pick to Houston IN EXCHANGE FOR DT Mike Tilleman.

1972

Traded LB Malcolm Snider to Green Bay IN EXCHANGE FOR RB Dave Hampton.

1967

Traded first-round pick (third overall) to San Francisco IN EXCHANGE FOR WR Bernie Casey, T Jim Wilson and DE Jim Norton.

ALL-PRO PLAYERS

1967

Tommy Nobis, LB (AP, 1st team)

1971

Claude Humphrey, DE (NEA, 1st team)

1972

Claude Humphrey, DE (AP, Pro Football Weekly, Football News, NEA, Football Digest, PFWA, 1st teams)

1973

Claude Humphrey, DE (AP, Pro Football Weekly, PFWA, Football News, Computer Kickoff, 1st teams) Nick Mick-Mayer, K (Pro Football 1972 Weekly, 1st team) Mike Tilleman, DT (National Star News Service, 1st team)

1974

Claude Humphrey, DE (NEA, 1st team) Rolland Lawrence, DB (AP, PFWA, 1st teams)

1980

Mike Kenn, OT (AP, PFWA, NEA, 1st teams)

1981

Alfred Jenkins, WR (AP, PFWA, 1st teams)

1982

R.C. Thielemann, OG (AP, CPFNW, 1st team) Mike Kenn, OT (CPFNW, 1st team; AP, NEA, 2nd team) William Andrews, RB (AP, 2nd team) Jeff Van Note, C (AP, 2nd team), Joel Williams, LB (AP, 2nd team)

1983

William Andrews, RB (NEA, TSN, Football Digest 1st teams; CPFNW, 2nd team) Billy Johnson, PR (Pro Football Weekly, TSN, CPFNW, PFWA, Football Digest 1st teams; AP 2nd team) Mike Kenn, T (Pro Football Weekly, 1st team; AP, CPFNW, 2nd teams)

1986

Bill Fralic, G (AP, NEA, Pro Football Weekly, Sporting News, 1st team)

1987

Bill Fralic, G (AP, NEA, PFWA, Sporting News, 1st team) Sylvester Stamps, KR (Sporting News)

1988

Bill Fralic, G (Coll. & Pro FB Newsweekly, 1st team; AP, 2nd team) Scott Case, CB (AP, 2nd team) John Settle, RB (Sports Illustrated)

1989

Tony Casillas, DT (AP, 2nd team) Bill Fralic, G (AP, 2nd team)

1990

Andre Rison, WR (AP, 1st team)

1991

Mike Kenn, T (AP, 1st team) Andre Rison, WR (AP, 2nd team) Deion Sanders, CB (AP, 2nd team) Jessie Tuggle, LB (SI)

1992

Deion Sanders, CB (AP, 1st team, returner, AP, 2nd team, CB) Andre Rison, WR (AP, 2nd team)

1993

Deion Sanders, CB (AP, 1st team, CB) Chris Hinton, T (AP 1st team) Andre Rison, WR (AP, 2nd team) Norm Johnson, K (AP, 2nd team)

1994

Terance Mathis, WR (AP, 2nd team)

1995

Morten Andersen, K (AP, 1st team)

1998

Jamal Anderson, RB (AP, 1st team; Pro Football Weekly, 1st team), Jessie Tuggle, LB (AP, 2nd team), Ray Buchanan, CB (AP, 2nd team)

2000

Darrick Vaughn, CB/KR (AP, 2nd team; College & Pro Football Weekly, 2nd team)

2002

Keith Brooking, LB (College & Pro Football Weekly, 1st team; Football Digest, 1st team; AP, 2nd team)

2004

Keith Brooking, LB (College & Pro Football Weekly, 2nd team; Football Digest, 1st team; AP, 2nd team) Alge Crumpler, TE (Football Digest, 2nd team), Patrick Kerney (College & Pro Football Weekly, Football Digest, Associated Press, 2nd team)

2005

Rod Coleman, DT (Pro Football Weekly, 1st team; PFWA, 1st team; AP, 2nd team)

2008

Michael Turner, RB (AP, 1st team; PFWA, 1st team; Sporting News, 1st team) John Abraham, DE (PFWA, 1st team; AP, 2nd team)

ALL-PRO PLAYERS

2009

Michael Turner, RB (AP, 1st team; PFWA, 1st team; Sporting News, 1st team) John Abraham, DE (PFWA, 1st team; AP, 2nd team)

2010

John Abraham, DE (AP, 1st team; Sporting News, 1st team), Roddy White, WR (AP 1st team; Sporting News, 1st team; PFW/PFWA All-NFL team, NFL Alumni wide receiver of the year), Michael Turner, RB (AP, 2nd team), Ovie Mughelli, FB (AP, 2nd team), Eric Weems, ST (PFW/PFWA All-NFL team)

2012

Tony Gonzalez, TE (AP, 1st team)

2015

Julio Jones, WR (AP, 1st team; Sporting News, All-Pro; PFF 1st team; Yahoo! Shutdown Corner's NFL All-Pro) Devonta Freeman, RB (AP, 2nd team), Patrick Dimarco, FB (AP, 2nd team; PFF 1st team), Ryan Schraeder, RT (PFF 1st team)

2016

Matt Ryan, QB (AP, 1st team, AP MVP), Vic Beasley Jr., LB (AP, 1st team), Julio Jones, WR (AP, 1st team)

2017

Alex Mack, C (AP, 2nd team, Sporting News - 1st team)

2018

Julio Jones, WR (AP, 2nd team, PFWA - 1st team)

2019

Julio Jones, WR (AP, 2nd team, PFWA - 1st team)
Grady Jarrett, DT (AP, 2nd team)

2020

Calvin Ridley, WR (AP, 2nd team)
Younghoe Koo, DT (Sporting News, 1st team)

PRO BOWL SELECTIONS

1966

Tommy Nobis, LB.....(1)

1967

Tommy Nobis, LB.....(2)

1968

Tommy Nobis, LB.....(3)

1969

Jim Butler, RB.....(1)
 Bob Berry, QB.....(1)
 Greg Brezina, LB.....(1)
 Bob Etter, K.....(1)
 George Kunz, OT.....(1)
 Jim Mitchell, TE.....(1)
 Ken Reaves, DB.....(1)

1970

Claude Humphrey, DE.....(1)
 Tommy Nobis, LB.....(4)

1971

Claude Humphrey, DE.....(2)
 George Kunz, OT.....(2)

1972

George Kunz, OT.....(3)
 Tommy Nobis, LB.....(5)
 Jim Mitchell, TE.....(2)
 Claude Humphrey, DE.....(3)

1973

John Zook, DE.....(1)
 Nick Mick-Mayer, K.....(1)
 George Kunz, OT.....(4)
 Claude Humphrey, DE.....(4)

1974

Jeff Van Note, C.....(1)
 Claude Humphrey, DE.....(5)
 George Kunz.....(5)

1975

Jeff Van Note, C.....(2)
 John James, P.....(1)

1976

John James, P.....(2)

1977

John James, P.....(3)
 Claude Humphrey, DE.....(6)
 Rolland Lawrence, DB.....(1)

1978

No Selections

1979

Jeff Van Note, C.....(3)

1980

Mike Kenn, OT.....(1)
 Steve Bartkowski, QB.....(1)
 Jeff Van Note, C.....(4)
 Alfred Jenkins, WR.....(1)
 William Andrews, RB.....(1)
 Junior Miller, TE.....(1)

1981

Mike Kenn, OT.....(2)
 Steve Bartkowski, QB.....(2)
 Jeff Van Note, C.....(5)
 Alfred Jenkins, WR.....(2)
 William Andrews, RB.....(2)
 Junior Miller, TE.....(2)
 R.C. Thielemann, OG.....(1)

1982

Mike Kenn, OT.....(3)
 R.C. Thielemann, OG.....(2)
 Jeff Van Note, C.....(6)
 William Andrews, RB.....(3)

1983

William Andrews, RB.....(4)
 Billy Johnson, PR.....(1)
 Mike Kenn, T.....(4)
 R.C. Thielemann, OG.....(3)

1984

Mike Kenn, T.....(5)

1985

Gerald Riggs, RB.....(1)

1986

Bill Fralic, G.....(1)
 Gerald Riggs, RB.....(2)

1987

Bill Fralic, G.....(2)
 Gerald Riggs, RB.....(3)

1988

Bill Fralic, G.....(3)
 Scott Case, CB.....(1)
 John Settle, RB.....(1)

1989

Bill Fralic, G.....(4)
 (All NFL Team of 80's)
 Bill Fralic (2nd team)

1990

Andre Rison, WR.....(1)

1991

Andre Rison, WR.....(2)
 Deion Sanders, CB.....(1)
 Chris Miller, QB.....(1)
 Chris Hinton, RT.....(7)

1992

Andre Rison, WR.....(3)
 Deion Sanders, CB.....(2)
 Jessie Tuggle, LB.....(1)
 Elbert Shelley, ST.....(1)

1993

Andre Rison, WR.....(4)
 Deion Sanders, CB.....(3)
 Elbert Shelley, ST.....(2)
 Norm Johnson, K.....(2)
 Bobby Hebert, QB.....(1)

1994

Jessie Tuggle, LB.....(2)
 Elbert Shelley, ST.....(3)
 Terance Mathis, WR.....(1)

1995

Jessie Tuggle, LB.....(3)
 Elbert Shelley, ST.....(4)
 Morten Andersen, K.....(7)
 Chris Doleman, DE.....(7)
 Craig Heyward, RB.....(1)

1996

No Selections

1997

LB Jessie Tuggle.....(4)
 QB Chris Chandler.....(1)

1998

PRO BOWL SELECTIONS

LB Jessie Tuggle(5)
 S Eugene Robinson(3)
 CB Ray Buchanan(1)
 RB Jamal Anderson(1)
 QB Chris Chandler(2)
 OT Bob Whitfield(1)

1999

No Selections

2000

No Selections

2001

LB Keith Brooking(1)

2002

LB Keith Brooking(2)
 QB Michael Vick(1)

2003

LB Keith Brooking(3)
 TE Alge Crumpler(1)

2004

LB Keith Brooking(4)
 TE Alge Crumpler(2)
 DE Patrick Kerney(1)
 KR/PR Allen Rossum(1)
 QB Michael Vick(2)

2005

LB Keith Brooking(5)
 DT Rod Coleman(1)
 TE Alge Crumpler(3)
 RB Warrick Dunn(3)
 CB DeAngelo Hall(1)
 QB Michael Vick(3)

2006

TE Alge Crumpler(4)
 CB DeAngelo Hall(2)

2008

RB Michael Turner(1)
 WR Roddy White(1)

2009

WR Roddy White(2)

2010

DE John Abraham(4)
 T Tyson Clabo(1)
 TE Tony Gonzalez(11)
 CB Brent Grimes(1)
 FB Ovie Mughelli(1)
 QB Matt Ryan(1)
 RB Michael Turner(2)
 ST Eric Weems(1)
 WR Roddy White(3)

2011

TE Tony Gonzalez(12)
 WR Roddy White(4)

2012

S Thomas DeCoud(1)
 TE Tony Gonzalez(13)
 WR Julio Jones(1)
 S William Moore(1)
 QB Matt Ryan(2)

2013

TE Tony Gonzalez(14)

2014

QB Matt Ryan(3)

WR Julio Jones(2)
 KR/PR Devin Hester(4)

2015

WR Julio Jones(3)
 RB Devonta Freeman(1)
 CB Desmond Trufant(1)
 FB Patrick DiMarco(1)

2016

WR Julio Jones(4)
 QB Matt Ryan(4)
 RB Devonta Freeman(2)
 LB Vic Beasley Jr.(1)
 K Matt Bryant(1)
 C Alex Mack(4)

2017

WR Julio Jones(5)
 C Alex Mack(5)
 LB Deion Jones(1)
 S Keanu Neal(1)

2018

WR Julio Jones(6)
 C Alex Mack(6)
 TE Austin Hooper(1)
 T Jake Matthews(1)

2019

WR Julio Jones(7)
 TE Austin Hooper(2)
 DT Grady Jarrett(1)

2020

DT Grady Jarrett(2)
 K Youngbue Koo(1)

NFC PLAYERS OF THE WEEK

	OFFENSIVE	DEFENSIVE	SPECIAL TEAMS
1984	RB GERALD RIGGS (WEEK 1) WR ALFRED JACKSON (WEEK 14)		
1985	GERALD RIGGS (WEEK 11)		
1986	QB DAVID ARCHER (WEEK 3) RB GERALD RIGGS (WEEK 6)		
1988	RB GERALD RIGGS (WEEK 3)	LB AUNDRAY BRUCE (WEEK 12)	
1990	QB CHRIS MILLER (WEEK 5)	S SCOTT CASE (WEEK 16)	
1991	QB CHRIS MILLER (WEEK 9)	CB DEION SANDERS (WEEK 4) CB DEION SANDERS (WEEK 12) S BRIAN JORDAN (WEEK 15)	
1992	S SCOTT CASE (WEEK 11)		
1993	QB BOBBY HEBERT (WEEK 12)	CB DEION SANDERS (WEEK 15)	LB DARION CONNER (WEEK 7)
1994	WR ANDRE RISON (WEEK 2)	S KEVIN ROSS (WEEK 10)	
1995	QB JEFF GEORGE (WEEK 10) QB BOBBY HEBERT (WEEK 17)	DE CHRIS DOLEMAN (WEEK 1) DE CHRIS DOLEMAN (WEEK 5)	K MORTEN ANDERSEN (WEEK 3) K MORTEN ANDERSEN (WEEK 15) K MORTEN ANDERSEN (WEEK 17)
1996	RB JAMAL ANDERSON (WEEK 10)		
1997		DE CHUCK SMITH (WEEK 7) DT TRAVIS HALL (WEEK 14)	KR BYRON HANSPARD (WEEK 15)
1998	QB CHRIS CHANDLER (WEEK 6) RB JAMAL ANDERSON (WEEK 9)	DE CHUCK SMITH (WEEK 10) CB RAY BUCHANAN (WEEK 11)	KR TIM DWIGHT (WEEK 5)
2000			PR TIM DWIGHT (WEEK 17)
2001	RB JAMAL ANDERSON (WEEK 2)	LB KEITH BROOKING (WEEK 6)	K MORTEN ANDERSEN (WEEK 1)
	QB CHRIS CHANDLER (WEEK 15)		
2002	QB MICHAEL VICK (WEEK 13)	DE PATRICK KERNEY (WEEK 9) LB KEITH BROOKING (WEEK 11) DE BRADY SMITH (WEEK 12)	K JAY FEELY (WEEK 7)
2003	RB WARRICK DUNN (WEEK 10)		
2004	QB MICHAEL VICK (WEEK 2) QB MICHAEL VICK (WEEK 8) TE ALGE CRUMPLER (WEEK 12)		KR ALLEN ROSSUM (NFC DIVISIONAL PLAYOFFS)
2005		DT ROD COLEMAN (WEEK 3)	

NFC PLAYERS OF THE WEEK

	OFFENSIVE	DEFENSIVE	SPECIAL TEAMS
2006	TE ALGE CRUMPLER (WEEK 7) QB MICHAEL VICK (WEEK 8)	DE JOHN ABRAHAM (WEEK 1) S LAWYER MILLOY (WEEK 13)	K MORTEN ANDERSEN (WEEK 4)
2007	QB CHRIS REDMAN (WEEK 17)		K MORTEN ANDERSEN (WEEK 10)
2008	RB MICHAEL TURNER (WEEK 1) RB MICHAEL TURNER (WEEK 3) QB MATT RYAN (WEEK 9) RB MICHAEL TURNER (WEEK 17)		WR HARRY DOUGLAS (WEEK 12)
2009		S THOMAS DECOUD (WEEK 6)	
2010	RB JASON SNELLING (WEEK 2) WR RODDY WHITE (WEEK 7)	CB BRENT GRIMES (WEEK 15)	K MATT BRYANT (WEEK 4) K MATT BRYANT (WEEK 12) WR ERIC WEEMS (WEEK 13)
2011	QB MATT RYAN (WEEK 14) WR RODDY WHITE (WEEK 7)	DE JOHN ABRAHAM (WEEK 15) LB CURTIS LOFTON (WEEK 17)	
2012	QB MATT RYAN (WEEK 16)	S WILLIAM MOORE (WEEK 13)	
2013	QB MATT RYAN (WEEK 7)		
2014	QB MATT RYAN (WEEK 1) QB MATT RYAN (WEEK 3)		K MATT BRYANT (WEEK 1) WR DEVIN HESTER (WEEK 3) P MATT BOSHER (WEEK 16)
2015	WR JULIO JONES (WEEK 1) WR JULIO JONES (WEEK 16)		
2016	WR JULIO JONES (WEEK 4) QB MATT RYAN (WEEK 9) RB DEVONTA FREEMAN (WEEK 15) QB MATT RYAN (WEEK 17)	OLB VIC BEASLEY JR. (WEEK 14)	K MATT BRYANT (WEEK 16)
2017	WR JULIO JONES (WEEK 12)	CB DESMOND TRUFANT (WEEK 2) DE ADRIAN CLAYBORN (WEEK 10) LB DEION JONES (WEEK 14)	K MATT BRYANT (WEEK 17)
2018		DT GRADY JARRETT. (WEEK 15)	K GIORGIO TAVECCHIO (WEEK 7)
2019		LB DEION JONES (WEEK 17)	K YOUNGHOE KOO (WEEK 10) RB KENJON BARNER (WEEK 11) K YOUNGHOE KOO (WEEK 14)
2020	QB MATT RYAN (WEEK 6)	FOYE OLUOKUN (WEEK 9) JACOB TUIOTI-MARINER (WEEK 12)	

NFC PLAYERS OF THE MONTH

	OFFENSIVE	DEFENSIVE	SPECIAL TEAMS
1986	QB DAVID ARCHER (SEPT.)		
1988		CB SCOTT CASE (NOV.)	
1990	WR ANDRE RISON (OCT.)		
1991		LB JESSIE TUGGLE (DEC.)	
1993		CB DEION SANDERS (NOV.)	
1995			K MORTEN ANDERSEN (SEPT.) K MORTEN ANDERSEN (DEC.)
1997			KR BYRON HANSPARD (DEC.)
1998	RB JAMAL ANDERSON (NOV.) QB CHRIS CHANDLER (DEC.)		
2002			JAY FEELY (OCT.)
2004		DE PATRICK KERNEY (SEPT.)	
2005		DT ROD COLEMAN (OCT.)	
2008	QB MATT RYAN (OCT.)		
2010	WR RODDY WHITE (OCT.) QB MATT RYAN (NOV.)		KR ERIC WEEMS (DEC.)
2011	WR JULIO JONES (R) DEC/JAN)		
2012	QB MATT RYAN (SEPT.)		
2015	WR JULIO JONES (SEPT.) RB DEVONTA FREEMAN (OCT.)		
2016	QB MATT RYAN (SEPT.)	LB DEION JONES (SEPT.) OLB VIC BEASLEY JR. (DEC./JAN.)	K MATT BRYANT (OCT.)
2020			K YOUNGHOE KOO (NOV.)

ALL-TIME JERSEY NUMBERS

1

Fred Steinfort 1977-78
 Ralph Giacommario 1983-85
 Jeff George 1994-95
 Jason Elam 2008-09
 Elliott Fry 2020

2

Clarence Verdin 1994
 Todd Peterson 2005
 Matt Ryan 2008-20

3

Bob Etter 1968-69
 David Smigelesky 1982
 Rick Donnelly 1985-88
 Bobby Hebert 1993-96
 Scott Bentley 1997
 D.J. Shockley 2006-08
 Matt Bryant 2009-19

4

Tim Mazzetti 1978-80
 Brett Favre 1991
 Scott Tyner 1994
 Dan Stryzinski 1995-00
 Jay Feely 2001-04
 Byron Leftwich 2007
 John Parker Wilson 2009-11
 Dominique Davis 2012-13
 Giorgio Tavecchio 2018
 Sterling Hofrichter 2020

5

Harmon Wages 1968-71, 1973
 Greg Davis 1987-90
 Harold Alexander 1993-94
 Morten Andersen 1995-00, 06-07
 Matt Bosher 2011-19

6

John James 1972-81
 Ali Haji-Sheikh 1986
 Steve Hauschka 2009
 Shayne Graham 2015
 Matt Wile 2016
 Kurt Benkert 2018-20

7

Wade Trayman 1966-67
 Pat Sullivan 1972-75
 Hugh Millen 1988-90
 Perry Klein 1994-95
 Browning Nagle 1996

Tony Graziani 1999-20000
 Michael Vick 2001-06
 Younghoe Koo 2019-20

8

Tommy McDonald 1967
 Kenny Vinyard 1970
 Bob Holly 1984-85
 Steve Dils 1986
 Matt Schaub 2004-06
 Chris Redman 2007-11
 Matt Schaub 2016-20

9

Larry Fortner 1980
 Norm Johnson 1991-94
 Michael Koenen 2005-10
 Matt Simms 2016-17, 19
 Ryan Allen 2019
 Cameron Nizialek 2020

10

Dennis Claridge 1966
 Leo Hart 1971
 Steve Bartkowski 1975-85
 Scott Campbell 1986-90

11

Randy Johnson 1966-70
 Dick Shiner 1971-73
 Kim McQuilken 1974-77
 Kerwin Bell 1988
 Billy Joe Tolliver 1996-97
 Doug Johnson 2000-03
 Troy Bergeron 2009
 Julio Jones 2011-20

12

Nick Mike-Mayer 1973-77
 George Roberts 1982
 Chris Miller 1987-92
 Chris Chandler 1997-01
 Michael Jenkins 2004-10
 Kevin Cone 2011
 Luke McCown 2012
 Sean Renfree 2013-15
 Mohamed Sanu 2016-19
 Juwan Green 2020

13

Billy Joe Tolliver 1991-93
 Browning Nagle 1995
 Tony Graziani 1997-98
 Danny Kanell 1999-2000

Chris Mohr 2001-04
 Joey Harrington 2007
 Darius Johnson 2013
 T.J. Yates 2014
 Christian Blake 2019-20

14

Steve Sloan 1966-67
 Terry Nofsinger 1967
 June Jones 1977-79
 Jeff Komlo 1982
 Turk Schonert 1986
 Erik Kramer 1987
 Bob Gagliano 1993
 Wally Richardson 1999
 Ty Detmer 2004-05
 Eric Weems 2007-11, 14-16
 Justin Hardy 2017-19
 Chris Rowland 2020

15

Gail Cogdill 1969-70
 Mike Moroski 1979-84
 Jim Miller 1997
 Eugene Baker 1999
 Kurt Kittner 2002-03
 Kevin Cone 2012-13
 Nick Williams 2015-17
 Devin Gray 2018
 Brandon Powell 2019-20

16

Scott Hunter 1976-78
 Reggie Smith 1980-81
 David Archer 1984-87
 Justin Hardy 2015-16
 Christian Blake 2018
 Kyle Lauletta 2020
 Greg Dortch 2020

17

Bob Berry 1968-72
 Scott Fulhage 1989-92
 Steve DeBerg 1998
 Kevin Youngblood 2006
 Tim Toone 2012
 Devin Hester 2014-15
 Marvin Hall 2017-18
 Olanide Zaccheaus 2019-20

18

Bruce Lemmerman 1968-69
 Mike Luckhurst 1981-87
 Wade Wilson 1992
 Jamin Elliott 2006-07

ALL-TIME JERSEY NUMBERS

Freddie Martino 2014
Taylor Gabriel 2016-17
Calvin Ridley 2018-20

19

Mike Brunson 1970
Bob Lee 1973-74
Corey Dixon 1994
Shawn Mills 2001
Laurent Robinson 2007-08
Drew Davis 2012-14
Aldrick Robinson 2016
Devin Gray 2020

20

Bob Riddle 1966-67
Tom McCauley 1969-71
Vince Kendrick 1974-75
Earl Jones 1980-83
Wendell Cason 1986-87
Evan Cooper 1988
Brad Edwards 1994
Michael Booker 1997-99
Rodney Thomas 2001
Allen Rossum 2002-06
Brent Grimes 2008-12
Dwight Lowery 2014
Philip Adams 2015
Sharrod Neasman 2016-17
Isaiah Oliver 2018
Kendall Sheffield 2019-20

21

Tom Moore 1967
Lynn Cain 1979-84
Jimmy Turner 1986-87
Deion Sanders 1989-93
Eric Metcalf 1995-96
Elijah Williams 1998-00
Darrien Gordon 2001
Juran Bolden 2002-03
DeAngelo Hall 2004-07
Christopher Owens 2009-12
Desmond Trufant 2013-19
Todd Gurley II 2020

22

Lee Calland 1966-68
John Mallory 1969
Roland Lawrence 1973-80
Richard Williams 1983
Sean Thomas 1985
Dennis Woodberry 1986
Brenard Wilson 1987
Charles Dimry 1988-90
Tim McKyer 1991-92, '96

Alton Montgomery 1993-95
Lenny McGill 1997
Gerald McBurrows 1999-03
Leigh Torrence 2005
Chevis Jackson 2008-09
Jacquizz Rodgers 2011
Asante Samuel 2012-13
Zeke Motta 2014
Dezmen Southward 2015
Keanu Neal 2016-20

23

Jeff Stanciel 1969
Joe Profit 1971-73
Bobby Butler 1981-92
Ronnie Bradford 1997-01
Kevin Mathis 2004, 2006
Chris Houston 2007-09
Dunta Robinson 2010-12
Robert Alford 2013-18
Brian Hill 2019-20

24

Jimmy Sidle 1966
Nate Wright 1969
Haskel Stanback 1974-79
David Toloumu 1982
Joe Washington 1985
Larry Emery 1987
Mike Pringle 1990
Brian Mitchell 1992-93
Terry Taylor 1995
Patrick Bates 1996
Byron Hanspard 1997-99
Terry Cousin 2000
Conrad Hamilton 2001
Fred Weary 2002
Bryan Scott 2003-05
Jimmy Williams 2006-07
Domonique Foxworth 2008
Tye Hill 2009
Domonique Franks 2010-11, '13
Chris Hope 2012
Devonta Freeman 2014-19
A.J. Terrell 2020

25

Alex Hawkins 1966-67
Mike Fitzgerald 1967
Rick Eber 1968
Art Malone 1970-74
Larry Crowe 1975
Ray Strong 1978-82
Scott Case 1984-94
Devin Bush 1996-98
Marty Carter 1999-01

Elijah Williams 2001
Rodney Heath 2002
Travaris Robinson 2003
Kevin McCadam 2002-04
Chris Crocker 2006-07
Von Hutchins 2008
William Moore 2009-15
Brian Hill 2017
Terrence Magee 2017
Ito Smith 2018-20

26

Billy Lothridge 1966-71
Mike Esposito 1976-79
James Britt 1983-87
Louis Riddick 1992
Anthony Phillips 1994-96
Darren Anderson 1998
Winslow Oliver 2000
Brandon Williams 2003
Sideeq Shabazz 2004
Omare Lowe 2005-07
Erik Coleman 2008-10
Kelvin Hayden 2011
Charles Mitchell 2012
Saeed Lee 2013
Josh Wilson 2014
Tevin Coleman 2015-18
Isaiah Oliver 2019-20

27

Red Mack 1966
Nick Rassas 1966-68
Tom Hayes 1971-75
Tom Pridemore 1978-85
Calvin Loveall 1988
Vinnie Clark 1993
Brad Edwards 1995-96
Omar Brown 1998-99
Cory Hall 2003-04
Chris Cash 2005
Jason Webster 2006
Thomas Brown 2008
Jamaal Fudge 2009
Gartrell Johnson 2010
Robert McClain 2012-14
Robenson Therezie 2015-16
Damontae Kazee 2017-20

28

Ray Ogden 1967-68
Mike Freeman 1968-70
Willie Belton 1971-72
Frank Reed 1976-80
Bret Clark 1968-88
Pat Chaffey 1991

ALL-TIME JERSEY NUMBERS

Tony Smith1992-93
 Ron Davis1995
 Lenny McGill1996
 Harold Green1997-98
 Ken Oxendine1999
 Corey Hall2001
 Warrick Dunn2002-07
 Thomas DeCoud2008-13
 Javier Arenas2014
 Akeem King2015
 Terron Ward2016-17
 Justin Bethel2018
 Jordan Miller2019-20

29

Ron Rector1966-67
 Clarence Ellis1972-74
 Ron Mabra1975-76
 Joe Fishback1992
 Eric Dickerson1993
 Louis Riddick1996
 Randy Fuller1998
 Keion Carpenter2002-04
 Chris Cash2006
 Lewis Sanders2007
 Jamaal Fudge2008
 Brian Williams2009-10
 Darrin Walls2011
 Dominique Franks2012
 Sean Baker2013-14
 C.J. Goodwin2016-17
 Jordan Richards2018
 JJ Wilcox2019
 Shyheim Carter2020
 Chris Williamson2020

30

Ernie Wheelwright1966-67
 Doug Goodwin1968
 Larry Shears1971
 Joe Washington1973
 Oscar Reed1975
 Ernie Jackson1978
 Scott Woerner1981
 Steve Haworth1983-84
 David Croudip1985-88
 Mike Rozier1990-91
 Terry Ray1992
 Lemuel Stinson1993
 Derrick Gardner1999
 Henry Jones2002
 Woody Dantzler2003
 Christian Morton2004-05
 Lance Schulters2006
 David Irons2007-08
 Aaron Stecker2009

Josh Vaughan2013
 Charles Godfrey2014-15
 Ayodeji Olatoye2016-17
 Ricky Ortiz2018
 Qadree Ollison2019-20

31

Charlie Scales1966
 Bill Harris1968
 Dwight Lee1968
 Willie Germany1972
 Molly McGee1974
 William Andrews1979-83, '86

32

Rudy Johnson1966
 Preston Ridlehuber1966
 Charles Bryant1969
 Grady Cavness1970
 Ray Easterling1972-79
 Tim Tyrell1984-86
 Tracey Eaton1991-93
 Jamal Anderson1994-01
 Tod McBride2003
 Jerious Norwood2006-10
 Jacquizz Rodgers2011-14
 Jalen Collins2015-16
 Brian Hill2018
 Johnathan Cyprien2019
 Jaylinn Hawkins2020

33

Larry Morris1966
 Jim Mankins1967
 Jim Butler1968-71
 Henry Matthews1973
 Ricky Patton1978
 Anthony Anderson1980
 Bo Robinson1981-83
 Tiger Greene1985
 Leander Knight1988
 Gene Lang1988-89
 Eric Pegram1993-94
 Richard Huntley1996
 Ken Oxendine1998
 Winslow Oliver1999
 Ashley Ambrose2000-02
 Justin Griffith2003-06
 Michael Turner2008-12
 Ronnie Wingo2014
 Terron Ward2015
 Stevan Ridley2016
 Bledi Wreh-Wilson2016-20

34

Junior Coffey1966-67
 Ray Brown1971-78
 Blane Gaison1981-84
 Robert Moore1986-88
 Steve Broussard1990/92
 David Mims1993
 Craig Heyward1994-96
 Ray Buchanan1997-03
 DeAndra Cobb2005
 Marlion Jackson2006
 Ovie Mughelli2007-11
 Bradie Ewing2012-13
 Jerome Smith2014
 Brian Poole2016-18
 Chris Cooper2019
 Darqueze Dennard2020

35

Tony Plummer1971-73
 Reggie Pleasant1985
 Keith Williams1986
 Mike Pritchard1991-93
 William White1997-98
 Jhondale Carty1999-02
 Jason Wright2004
 Antone Smith2010-14
 Leon McFadden2017
 Jamal Carter2019-20

36

Ken Reaves1966-73
 Rudy Holmes1974
 Bob Glazebrook1978-83
 Danny Wagoner1985
 Eric Bergeson1990
 Brian Mitchell1991
 Derrick Moore1992
 Kevin Ross1994-95
 Travis Jervey2001-03
 Jason Webster2004-05
 Lawyer Milloy2006-08
 Verron Haynes2009
 James Sanders2011
 Kemal Ishmael2013-19
 Deone Bucannon2020
 Tony Brooks-James2020

37

Perry Lee Dunn1966-68
 Bill Bell1971-72
 Kenny Johnson1980-86
 Elbert Shelley1987-96
 Darrick Vaughn2000-01
 Tyrone Williams2003

ALL-TIME JERSEY NUMBERS

Aaron Beasley2004
 Derrick Johnson2006
 Glenn Sharpe2008
 Ricardo Allen2014-20

38

Joe Auer1968
 Rick Byas1974-80
 Keith Jones1989-90, '92
 Rich Miano1995
 Nate Odomes1996
 George Layne2002-03
 Ronnie Heard2005
 Corey McIntyre2007
 Charlie Peparah2009
 Dashon Goldson2016
 Taveze Calhoun2018
 Kenjon Barner2019

39

Billy Ray Pritchett1976-77
 James Mayberry1979-81
 Cliff Austin1984-86
 Roland Mitchell1990
 Bruce Pickens1991-92
 Eric Jack1994
 Siddeeq Shabazz2003
 Cam Newton2005-06
 Daren Stone2007
 Shann Schillinger2010-12
 Steven Jackson2013-14
 T.J. Green2020

40

Ron Smith1966-67
 Paul Gibson1969-70
 Ron Lamb1972
 Bob Jones1975-76
 George Franklin1978
 Eddie Meyers1982
 Brian Jordan1989-91
 Anthony Wallace1993
 Jeff Paulk1999
 Nick Turnbull2006
 Butchie Wallace2006
 Brandon Bishop2014
 Derrick Coleman2017
 Ryan Neal2018
 Keith Smith2019-20

41

Brendon McCarthy1968
 Al Dodds1973-74
 Sonny Collins1976
 Secedrick McIntyre1977
 Virgil Seay1984

Tony Baker1986
 Tim Gordon1987-90
 Eric Pegram1991-92
 Brett Maxie1994
 Eugene Robinson1998-99
 George Layne2001
 Kevin Dudley2006
 Antoine Harris2007-09
 Zeke Motta2013
 Dezmen Southward2014
 Tyler Starr2015
 Sharrod Neasman2018-20

42

Phil Spiller1968
 Jim Weatherford1969
 Mike Herron1975
 John Gillam1976
 Gerald Riggs1982-88
 Jeff Donaldson1991-93
 Devin Bush1995
 Sean Boyd1996
 Etric Pruitt2004
 Antuan Edwards2005
 Jamal Robertson2006
 Eric Brock2008-09
 Mike Cox2011-12
 Patrick DiMarco2013-16
 Duke Riley2017-18
 Delrick Abrams Jr.2020

43

Jerry Richardson1966-67
 Monte Ledbetter1969
 Dave Hampton1972-75
 Tom Tutson1983
 Tracy Johnson1990-91
 Juran Bolden1996-97
 Maurice Smith2000-02
 Brent Grimes2007
 Jordan Mabin2014
 Jeremy Langford2018
 Jamar Taylor2019
 Mykal Walker2020

44

Bill Wolski1966
 Jerry Simmons1967-69
 Eddie Ray1972-74
 Bubba Bean1976-80
 Rodney Tate1984
 John Settle1987-90
 Steve Broussard1993
 D.J. Johnson1994-95
 Bob Christian1997-02
 Fred McCrary2004-06

Jason Snelling2007-13
 Vic Beasley Jr.2015-19
 Tyler Hall2020

45

Carl Silvestri1966
 Dave Dunaway1968
 John Wright1968
 Gary McDermott1969
 Sonny Campbell1970-71
 Tom Moriarty1977-79
 Ken Whisenhunt1985-88
 Darnell Walker1993-96
 Gary Downs1997-00
 T.J. Duckett2002-05
 Robert James2009
 Jacques Smith2014
 Deion Jones2016-20

46

Larry Suchy1968;
 Ray Jarvis1971-72
 Monroe Eley1975-78
 Reggie Brown1982
 Charles Washington1992-94
 Stanley Pritchett2004
 Mike Schneck2007-09
 Jon Condo2018
 Edmond Robinson2020

47

Rudy Redmond1969-71
 Brad Davis1975
 Mike Spivey1982
 Rick Badanjek1987-88
 Roger Harper1993-95
 Chris Bayne1997-98
 Chris Hudson2001
 Kevin McCadam2002-05
 Boone Stutz2006
 Gavin Tarquinio2006
 Josh Harris2012-20

48

Angelo Coia1966
 Tom Bleick1967
 Olie Cordill1968
 Woody Thompson1975-77
 Gerald Small1984
 JRay Phillips1986
 Kenny Flowers1987
 Darryl Ford1993
 Marcus Wimberly1997
 Derek Rackley2000-05

ALL-TIME JERSEY NUMBERS

49

Glenn Glass1966
 Floyd Hudlow1967-68
 Jimmy Burson1968
 Al Lavan1969-70
 Al Matthews1983-85
 James Primus1988-89
 Brian Saxton1997
 Dallas Neil2000

50

Jerry Jones1966
 Greg Brezina ... 1968-69, 1971-79
 Buddy Curry1980-87
 Ron George1993-96
 Eddie Sutter1997
 Lamont Green1999
 Corey Atkins2000
 Artie Ulmer2001-04
 Edgerton Hartwell2005-06
 Marcus Wilkins2007
 Curtis Lofton2008-11
 Osi Umenyiora2013-14
 O'Brien Schofield2015
 Brooks Reed2016-18
 John Cominsky2019-20

51

Bob Whitlow1966
 Andy Bowling1967
 Ted Cottrell1969-70
 Duane Benson1972-73
 Dick Palmer1974
 Jim Cope1976
 Andy Spiva1977
 Brian Cabral1979
 Jim Laughlin1980-82, 1987
 Rich Dixon1983
 Jeff Jackson1984-85
 Reggie Wilkes1986-87
 Marcus Cotton1988-90
 Howard Dinkins1993
 Jim Ritcher1994-95
 David Brandon1996-97
 Jeff Kelly1999-2002
 Karon Riley2002-03
 Demorris Williams2004-07
 Tony Gilbert2008-09
 Robert James2008, 2011-12
 Marquis Spruill2014
 Philip Wheeler2015
 Alex Mack2016-20

52

Marion Rushing1966-68
 Ron Acks1968-71

Ken Mitchell1973-74
 Dewey McClain1976-80
 Lyman White1981-82
 John Harper1983
 Craig Sutter1997
 Rydell Malancon1984
 Vinson Smith1988
 Ken Tippins1990-95
 Craig Sauer1996-99
 Matt Stewart2001-04
 Jordan Beck2006
 Travis Williams2007
 Coy Wire2008-10
 Akeem Dent2011-13
 Nate Stupar2014
 Justin Durant2015
 Josh Keyes2016
 Jordan Trip2017
 Bruce Irvin2018
 Ahmad Thomas2019

53

Frank Marchlewski1966-68
 Phil Sobocinski1968
 John Matlock1970-71
 Paul Ryczek1974-79
 Neal Musser1981-83
 Thomas Benson1984-85
 Doug Barnett1987
 Dwayne Gordon1993-94
 Jamal Fountaine1997
 Mark Simoneau2000-02
 Keith Newman2003
 John Leake2005-06
 Tony Taylor2007
 Mike Peterson2009-12
 Omar Gaither2013
 Prince Shembo2014
 Allen Bradford2015
 LaRoy Reynolds2016-17
 Jermaine Grace2018

54

Bob Sanders1967
 Grady Allen1969-72
 Fulton Kuykendall1975-84
 Joel Williams ... 1979-82, 1986-89
 Robert Lyles1990-91
 Jesse Solomon1992-93
 Ruffin Hamilton1997-99
 Chris Draft2000-04
 Antoine Cash2005
 Artie Ulmer2005
 Brandon Jamison2006
 Stephen Nicholas2007-13
 Tyler Starr2014
 Nathan Stupar2015

O'Brien Schofield2016
 A.J. Hawk2016
 Malliciah Goodman2016
 Foyesade Oluokun2018-20

55

Ralph Heck1966-68
 Roy Schmidt1969
 Jim Miller1971-72
 Ralph Ortega;1975-78
 Tony Daykin1979-81
 Dave Levenick1983-84
 Wayne Radloff1986-88
 Mike Ruether1990-93
 Nate Miller1995-97
 Whit Marshall1999
 Chris Bordano2000
 Antony Jordan2000-01
 John Thierry2002
 Twan Russell2003
 Eric Johnson2004
 John Abraham2006-12
 Paul Worrlow2013-16
 Bruce Carter2018
 Austin Larkin2019
 Steven Means2020

56

Joe Cerne1968
 Dennis Havig1972-75
 Guy Roberts1976
 Ron McCartney1977-79
 Al Richardson1980-85
 Joe Costello1986-88
 Darion Conner1990-93
 Chris Doleman1994-95
 Keith Brooking1998-08
 Brooks Reed2015
 Sean Weatherspoon2010-14,16
 Jermaine Grace2017
 Steven Means2018-19
 Dante Fowler Jr.2020

57

Bill Jobko1966
 Dick Absher1967-68
 Jeff Van Note1969-86
 Clay Matthews1994-96

58

Don Hansen1969-75
 Jim Weatherley1976
 Rick Kay1977
 Steve Stewart1978
 David Frye1983-85
 Jessie Tuggle1987-00

ALL-TIME JERSEY NUMBERS

59

Jim Ferguson 1969
 Jim Waskiewicz 1969
 Dena Halverson 1970
 Rudy Kuchenberg 1971
 Noel Jenke 1972
 Lonnie Warwick 1973-74
 Carl Russ 1975
 Robert Pennywell 1977-80
 Paul Davis 1981-82
 John Rade 1983-91
 Lorenzo Styles 1995-96
 Ben Talley 1998
 John Holecek 2002
 Sam Rogers 2003
 Jamie Duncan 2004
 Michael Boley 2005-08
 Spencer Adkins 2009-11
 Joplo Bartu 2013-15
 De'Vondre Campbell 2016-19
 LeRoy Reynolds 2020

60

Tommy Nobis 1966-76

61

Bill Sandeman 1967-73
 Chuck Correal 1979-80
 John Brooks 1980
 Anthony Redmon 2000
 Ellis Johnson 2002-03
 Matt Lehr 2005-06
 Doug Datish 2007
 Joe Hawley 2010-14
 Matt Hennessy 2020

62

Gary Roberts 1970
 John Bramlett 1971
 Brent Adams 1975-78
 Robert Jackson 1982
 Brett Miller 1983-88
 Keith Alex 1993
 Dave Richards 1994-95
 Todd McClure 1999-12
 James Stone 2014-15

63

Jim Wilson 1967
 Bo Wood 1967
 Dick Enderle 1969-71
 Nick Bebout 1973-75
 Gregg Kindle 1976
 Mike Zele 1979-83

Jeff Kiewel 1985-87
 Evan Pilgram 1999-2000
 Roberto Garza 2001-04
 Justin Blalock 2007-14
 Ben Garland 2015-18
 Chris Lindstrom 2019-20

64

Tom Harmon 1967
 Andy Maurer 1970-73
 Pat Howell 1979-83
 Joe Pellegrini 1984-86
 Jamie Dukes 1987-93
 Jeff Pahuoa 1995-96
 Bob Hallen 1998-2001
 Martin Bibla 2002-04
 P.J. Alexander 2006
 Pat McCoy 2007-08
 Jonathan Scott 2014
 Sean Harlow 2017-20

65

Lou Kirouac 1966-67
 Jack Kupp 1967
 Steve Duich 1968
 Bob Breitenstein 1969-70
 Lynn Gotshalk 1972-76
 Don Smith 1979-84
 Lawrence Pillars 1985
 Guy Bingham 1989-91
 Roman Fortin 1993-97
 Greg Bishop 1999
 Matt O'Neal 2000
 Kynan Forney 2001-07
 Jeremy Trueblood 2013
 Chris Chester 2015-16
 Brandon Fusco 2018
 Justin McCray 2020

66

Jim Simon 1966-68
 John Small 1970-72
 Ted Fritsch 1973-75
 Warren Bryant 1978-83
 Chuck Thomas 1985
 Billy Hinson 1986
 Joe Sims 1991
 Lincoln Kennedy 1993-94
 Michael Thompson 2000-02
 Michael Saffer 2003
 Austin King 2004-06
 Terrance Pennington 2007
 Brett Romberg 2009, 2011
 Peter Konz 2012-14
 Gino Gradkowski 2015

Willie Wright 2020

67

Dan Grimm 1966-68
 Malcolm Snider 1969-71
 Walt Brett 1976
 Eric Sanders 1981-86
 Mark Mraz 1987
 Paul Oswald 1988
 Moe Gardner 1991-96
 Adam Schreiber 1997-98
 Wes Shivers 2000
 Michael Moore 2003-04
 David Patterson 2007
 Ben Wilkerson 2007-08
 Rob Bruggeman 2011
 Adam Replogle 2013-14
 Andy Levitre 2015-18

68

Bobby Richards 1966-67
 Dave Hetteima 1970
 Frank Gallagher 1973
 Larry Bailey 1974
 Larron Jackson 1975-76
 R.C. Thielemann 1977-84
 Dennis Harrison 1986-87
 John Hunter 1990
 Mel Agee 1992-95
 Calvin Collins 1997-00
 Wayne Gandy 2008
 Phillip Keith Manley 2012
 Gabe Carimi 2014
 Mike Perini 2015-16
 Austin Pasztor 2017
 Jamon Brown 2019

69

Mike Lewis 1971-79
 Dan Benish 1983-86
 Houston Hoover 1988-92
 Thomas Williams 1994
 Gene Williams 1995-99
 Ben Claxton 2005-06
 Alex Stepanovich 2008
 Harland Gunn 2012-14
 Zane Beadles 2018

70

Rich Marshall 1966
 Bob Hughes 1967-69
 Kenny Vineyard 1970
 Ron Lee 1983
 Mike Chapman 1984
 Willard Goff 1985

ALL-TIME JERSEY NUMBERS

Reggie Redding 1991
 Bob Whitfield 1992-03
 Frank Omiyale 2005-06
 D'Anthony Batiste 2007
 Jake Matthews 2014-20

71

Joe Szczecko 1966-68
 John Zook 1969-75
 Steve George 1976
 Marv Montgomery 1978
 Mike Perko 1982
 Dan Dufour 1983-84
 Glen Howe 1985-86
 Chris Hinton 1990
 Bill Goldberg 1992-94
 Scott Adams 1997
 Travis Claridge 2000-03
 Darrell Shropshire 2005-06
 Kurt Quarterman 2007
 Kroy Biermann 2008-15
 Wes Schweitzer 2017-19
 Willie Beavers 2020

72

Don Talbert 1966-68
 Greg Lens 1970-71
 Jim Bailey 1976-78
 Matthew Teague 1981
 Andrew Provence 1983-87
 Oliver Barnett 1990-92
 Mike Zandofsky 1994-96
 Matt Knutson 2003
 Wayne Gandy 2006-07
 Sam Baker 2008-14
 Bryce Harris 2015

73

Errol Linden 1966-68
 Randy Winkler 1968
 David Cahill 1969
 Phil McKinnely 1976-80
 Mike Simeta 1983
 Gary Burley 1984
 Leonard Mitchell 1987-88
 Mitch Willis 1988
 John Washington 1992
 Ernie Logan 1993
 Dunstan Anderson 1994
 Ethan Brooks 1996
 Dave Kadela 2001
 Dwayne Morgan 2003
 Steve Herndon 2004
 Harvey Dahl 2007-10
 Kirk Chambers 2011

Ryan Schraeder 2013-18
 Matt Gono 2019-20

74

Karl Rubke 1966-67
 Art Strahan 1968
 Bill Sabatino 1969
 Jim Sullivan 1970
 Mike Tilleman 1973-76
 Wilson Faumuina 1977-81
 Mike Pitts 1983-86
 Chuck Herman 1980
 John Scully 1981-88, 1990
 Robbie Tobeck 1993-99
 Tory Epps 1990-92
 Jeff Zgonina 1996
 Ephraim Salaam 1998-2001
 Todd Weiner 2002-08
 Will Svitek 2009-12
 Terren Jones 2013-14
 Reid Fragel 2014
 Joey Mbu 2015
 Ty Sambrailo 2017-19

75

Ed Cook 1966-67
 George Kunz 1969-74
 Jeff Mellow 1975-83
 Roy Harris 1984-85
 Tony Casillas 1986-90
 Chris Hinton 1991-93
 Irv Eatman 1994
 Lincoln Kennedy 1995
 Shane Dronett 1997-2002
 Rod Coleman 2004-07
 Simon Fraser 2008
 Garrett Reynolds 2009-13
 Jon Asamoah 2014
 Jake Long 2015
 Jamil Douglas 2017
 John Wetzel 2019-20

76

Guy Reese 1966
 Jim Gia Garcia 1968
 Mike Gann 1985-93
 Antone Davis 1997
 Jose Portilla 1998-99
 Chris Banks 2000-01
 Kevin Shaffer 2002-05
 Quinn Ojinnaka 2006-09
 Lamar Holmes 2012-14
 Tyler Polumbus 2015
 Tom Compton 2016
 Kaleb McGary 2019-20

77

Chuck Sieminski 1966-67
 Bruce Bosley 1969
 Rosie Manning 1972-75
 Ron East 1976
 Edgar Fields 1977-80
 Doug Rodgers 1982
 Rick Bryan 1984-92
 Matt Willig 1997
 Pellom McDaniels 1999-00
 Ronald Flemons 2002
 Tyson Clabo 2006-12
 Sean Locklear 2013
 Ra'Shede Hageman 2014-16
 Matt Gono 2018
 James Carpenter 2019-20

78

Rich Koeper 1966
 Jerry Shay 1968-69
 Greg Marx 1973
 Roy Hilton 1975
 Bill Windauer 1976
 Mike Kenn 1978-94

79

Carlton Dabney 1968
 Cleo Walker 1971
 Chuck Walker 1971-75
 Jeff Yeates 1976-84
 Bill Fralic 1985-91
 Dave Widell 1998
 Henry Taylor 2000
 Ronald Flemons 2001
 Ryan Watson 2002
 Barry Stokes 2005
 Renardo Foster 2007
 Mike Johnson 2010-14
 Ahtyba Rubin 2017
 Chris Slayton 2020

80

Gary Barnes 1966-67
 Bob Jones 1969
 Todd Snyder 1970-72
 Louis Neal 1973-74
 Karl Farmer 1976-77
 Bob Long 1980
 Junior Miller 1980-83
 Mike Landrum 1984
 Andre Rison 1990-94
 Tyrone Brown 1995-96
 Tony Martin 1998
 Chris Calloway 1999

ALL-TIME JERSEY NUMBERS

Eugene Baker2000
 Willie Jackson2002
 Terrence Edwards2003
 Eric Beverly2004-06
 Courtney Anderson2007
 Marty Booker2009
 Kerry Meier2010-12
 Levine Toilolo2013-18
 Luke Stocker2019
 Laquon Treadwell2020

81

Ralph Smith1969
 Wes Chesson1971-73
 Gerald Tinker1974-75
 Bob Adams1976
 Dennis Pearson1978-79
 Billy Johnson1982-87
 Michael Haynes1988-93
 Terance Mathis1994-01
 Trevor Gaylor2002
 Peerless Price2003-04
 Adam Jennings2006-08
 Marcus Pollard2008
 Michael Palmer2010-12
 Tony Moeaki2015
 Austin Hooper2016-19
 Hayden Hurst2020

82

Bob Sherlag1966
 Bob Lee1969
 Ken Burrow1971-75
 Billy Ryckman1977-79
 Stacey Bailey1982-90
 Jason Phillips1991-93
 Leonard Harris1994
 Michael Haynes1997
 Ronnie Harris1998-99
 Mareno Philyaw2000
 Darrin Chiaverini2002
 LaTarence Dunbar2003
 Jerome Pathon2005
 Joe Zelenka2009-11
 Mickey Shuler2015
 Joshua Perkins2016
 Logan Paulsen2018

83

Tom Hutchinson1966
 Larry Mialik1972-74
 James Wright1978-79
 Floyd Hodge1982-84
 Aubrey Matthews1986-88
 Tony Jones1992

Ricky Sanders1994-95
 Tim Dwight1998-00
 Alge Crumpler2001-07
 Harry Douglas2008-14
 Jacob Tamme2015-16
 Russell Gage2018-20

84

Vern Burke1966
 Mike Donohoe1968, 1970-71
 Thomas Geredine1973-74
 Alfred Jenkins1975-83
 Sylvester Stamps1984-88
 Joey Jones1986
 James Milling1988, 1990
 Darryl Spencer1994
 Freddie Scott1996
 Mercury Hayes1997
 Rod Monroe1998-99
 Shawn Jefferson2000-02
 Roddy White2005-15

85

Billy Martin1966-67
 Paul Flatley1968-69
 Ray Poage1971
 Alfred Jackson1978-84
 Anthony Allen1985-86
 Lew Barnes1988
 Shawn Collins1989-90
 Drew Hill1992-93
 David Mims1994
 Roell Preston1995-96
 Brian Kozłowski1997-03
 Dwayne Blakley2004-08
 Jason Rader2008-09
 Andrew Szczerba2013
 Kyle Miller2014
 Leonard Hankerson2015
 Eric Saubert2017-18

86

Tommy Tolleson1966
 Jim Mitchell1969-79
 Mike Smith1980
 Ben Young1983
 Perry Tuttle1984
 Floyd Dixon1986-91
 Mitch Lyons1993-96
 Ed Smith1997-98
 Bryan Still1999
 Brian Finneran2000-10
 Chase Coffman2012-13
 Bear Pascoe2014
 D.J. Tialavea2016

87

Claude Humphrey .. 68-74, 76-78
 Russ Mikeska1979-83
 Cliff Benson1984-85
 Ron Middleton1986-87
 Danzell Lee1988-89
 Gary Wilkins1989-90
 James Milling1992
 Bert Emanuel1994-97
 Jammi German1998-00
 Kahlil Hill2002
 Damon Gibson2002
 Jimmy Farris2002-04
 Romby Bryant2005
 Ashley Lelie2006
 Joe Horn2007
 Justin Peelle2008-10
 Tommy Gallarda2012
 Jaeden Graham2018-20

88

Sam Williams1966-67
 Glen Condren1969-72
 Henry Childs1974
 Greg McCrary1975-77
 Lewis Gilbert1978-79
 Clay Brown1982
 Keith Krepfle1982
 Arthur Cox1983-87
 Alex Higdon1988
 Troy Sadowski1990
 Harper Le Bel1992-96
 O.J. Santiago1997-99
 Quentin McCord2002-03
 John Lewis2003
 Martrez Milner2007-08
 Tony Gonzalez2009-13
 Luke Stocker2020

89

Hugh McClinnis1966
 Rich Cas1968
 Randy Marshall1970-71
 Wallace Francis1975-81
 Willie Curran1982-84
 Charlie Brown1985-87
 Jessie Hester1988-89
 George Thomas1990-91
 J.J. Birden1995-96
 Todd Kinchen1997-98
 Reggie Kelly1999-02
 Sean Brewer2003
 Dez White2004-05
 Ben Hartsock2008
 Keith Zinger2009

ALL-TIME JERSEY NUMBERS

Reggie Kelly 2011
 Bernard Reedy 2014
 Alex Gray 2018
 Jared Pinkney 2020

90

Chuck Smith 1992-99
 Ron Moore 2001
 Will Overstreet 2002-03
 Grady Jackson 2006-08
 Lawrence Sidbury 2009-12
 Stansly Maponga 2013-14
 Derrick Shelby 2016-18
 Ra'Shede Hageman 2019
 Marlon Davidson 2020

91

Aaron Brown 1986-87
 John Burrough 1995-98
 Ben Huff 1999
 Brady Smith 2000-05
 Paul Carrington 2006
 Corey Peters 2010-14
 Courtney Upshaw 2016-17
 Jacob Tuoti-Mariner 2019-20

92

Ronnie Washington 1985
 George Yarno 1988-89
 Lester Archambeau 1993-99
 Reggie McGrew 2002
 Terrence Robinson 2003
 Karon Riley 2004
 Chauncey Davis 2005-10
 Travian Robertson 2012-13
 Ricky Heimuli 2014
 Justin Zimmer 2018
 Michael Bennett 2019
 Charles Harris 2020

93

Aundray Bruce 1988-91
 Dan Owens 1996-97

Shawn Swayda 1998-01
 Sam Rogers 2002
 Raymond House 2003
 Junior Glymph 2004-05
 Tim Anderson 2007
 Thomas Johnson 2009-10
 Ray Edwards 2011
 Malliciah Goodman 2013-15
 Dwight Freeney 2016
 Taniela Tupou 2017
 Allen Bailey 2019-20

94

Charles Martin 1988
 Henri Crockett 1997-01
 James Cotton 2003
 Chad Lavalais 2004-05
 Josh Mallard 2006
 Kindal Moorehead 2008
 Peria Jerry 2009-13
 Jonathan Massaquoi 2014
 Tyson Jackson 2015-16
 Joe Vellano 2017
 Deadrin Senat 2018-20

95

Michael Reid 1987-92
 Pierce Holt 1993-95
 Esera Tualo 1998
 Ed Jasper 1999-2004
 Jonathan Babineaux 2005-16
 Jack Crawford 2017-19

96

Johnnie Taylor 1984-86
 Rich Kraynak 1987
 Reggie Camp 1988
 Todd Kelly 1996
 Dan Sharp 1987
 Gary Wilkins 1988-89
 Anthony Pleasant 1997
 Antonio Edwards 1998
 Chris White 2000

Antwan Lake 2004-05
 Montavious Stanley 2007
 Jonathan Massaquoi 2012-13
 Paul Soliai 2014-15
 Tyeler Davison 2019-20

97

Jumpy Geathers 1993-95
 Cornelius Bennett 1996-98
 Patrick Kerney 1999-06
 Trey Lewis 2007-10
 Carlton Powell 2011
 Grady Jarrett 2015-20

98

Greg Brown 1987-88
 Travis Hall 1995-04
 Ike Reese 2005-06
 Jamaal Anderson 2007-10
 Cliff Matthews 2011-14,16
 Takk McKinley 2017-20

99

Tim Green 1986-93
 Darryl Talley 1995
 Nathan Davis 1997
 Chuck Wiley 2000-02
 Demetris Veal 2003
 Khaleed Vaughn 2004
 Tommy Jackson 2006
 Derrick Jones 2007
 Jason Jefferson 2008
 Vance Walker 2009-12
 Tyson Jackson 2014
 Terrell McClain 2018
 Adrian Clayborn 2015-17, 19

DRAFT CHOICE BY YEAR

1966

- Tommy Nobis, LB (1) Texas
- Randy Johnson, QB (15) Texas A&I
- Nick Rassas, S Notre Dame
- Jerry Jones, T Bowling Green
- Mike Dennis, RB Mississippi
- Phil Sheridan, TE Notre Dame
- Ken Reaves, CB Norfolk State
- Bill Asbury, RB Kent State
- Bill Wolski, RB Notre Dame
- Martin Kahn, T N. Texas State
- Charlie Casey, WR Florida
- Bill Johnson, RB Suwanee
- Bill Goss, LB Tulane
- Bob Sanders, C N. Texas State
- Mike Bender, G Arkansas
- Steve Sloan, QB Alabama
- Ken Hollister, T Indiana
- Bob Collins, T South Carolina
- Steve Ecker, P Shippensburg St.
- Tommy Tolleson, WR Alabama
- Jim Vining, G Rice
- Lurley Archambeau, C Toledo
- Doug Korver, C State Col. of Iowa
- Walt Mainer, CB-S Xavier
- Bob Riggle, S Penn. State

1967

- Choice traded to San Francisco
- Leo Carroll, DE (31) San Diego State
- Jimmy Jordan, RB Florida
- Choice traded to Cleveland
- Bill Delaney, TE Amer. Internat'l.
- Randy Matson, DE TX. A&M (from S.F.)
- Choice traded to Baltimore
- Gene Snipes, WR Elizabeth City (from Los Angeles)
- Martine Bercher, CB-S Arkansa (from Baltimore)
- Corey Colehour, QB North Dakota
- Choice traded to Washington
- Bob Moten, WR Bishop, Tex.
- Dick Schafroth, T Iowa
- John Walker, LB Jackson State
- Bill Gentry, LB North Carolina St.
- Sandor Szabo, K Ithaca
- Tom Bryan, RB Auburn
- Al Nicholas, RB Sacramento State
- Larry Chester, CB-S Allen
- Bill Buckner, QB Delta State

1968

- Claude Humphrey, DE (3) Tenn. St.
- Carlton Dabney, DT Morgan State
- John Wright, WR Illinois (from Green Bay through Los Angeles)

- Choice traded to Chicago
- Choice traded to St. Louis
- Choice traded to Washington
- Jim Hagle, RB So. Methodist
- Joe Wynns, CB-S S. Carolina State (from Pittsburgh)
- Rick Eber, WR Tulsa (from Bal.)
- Choice traded to Minnesota
- Ray Jeffords, TE Georgia
- Henry Holland, C No. Texas State
- Mike Tomasini, DT Colorado State
- Greg Brezina, LB Houston
- A.J. Vaughan, RB Wayne State
- Bill Harris, RB Colorado
- Joe Polk, RB Livingstone, N.C.
- Don Bean, WR Houston
- Roy Hall, T San Jose State
- Jim Schmidt, CB-S San Francisco

1969

- George Kunz, T (2) Notre Dame
- Paul Gipson, RB Houston
- Malcolm Snider, G Stanford
- Jon Sandstrom, G Oregon State (from N.Y. Giants through Los Angeles)
- Jim Mitchell, TE Prairie View
- Dicky Lyons, RB Kentucky (from Balt)
- Choice traded to Minnesota
- Tony Pleviak, DT Illinois (from Dallas through Baltimore)
- Choice traded to Los Angeles
- Wally Oyler, CB-S Louisville (from Det.)
- Dick Enderle, G Minnesota
- Ted Cottrell, LB Delaw. Valley (from Det)
- Jim Callahan, WR Temple
- Choice traded to Baltimore
- Jeff Stanciel, RB Miss. Valley
- Jeff Van Note, C Kentucky
- Denver Samples, DE Texas-El Paso
- Harry Carpenter, G Tennessee State
- Billy Hunt, CB-S Kansas
- Jim Weatherford, S Tennessee
- Ed Hughes, RB Texas Southern
- Paul Williams, WR California
- Oscar Jenkins, CB Virginia Union
- Larry Butler, LB Stanford
- Bill Holland, RB So. California

1970

- John Small, LB (12) Citadel
- Art Malone, RB Arizona State
- Andy Maurer, G Oregon
- Todd Synder, WR Ohio (from NYG)

DRAFT CHOICE BY YEAR

4. Paul Reed, T Johnson C. Smith (from PHI)
- Choice traded to St. Louis
5. Bruce Van Ness, RB Rutgers (from Philadelphia through N.Y. Giants)
- Ken Mendenhall, C Oklahoma
6. Mack Herron, RB Kansas State
- Jade Butcher, WR Indiana (from Wash)
- Randy Marshall, DE Linfield (from LA)
- Choice traded to Los Angeles
7. Gary Orcutt, WR S. Cal. (from NYG)
8. Larry Brewer, TE Louisiana Tech (from NYG)
- Seth Miller, S Arizona State
9. Roy Robinson, CB-S Montana
10. Jim Hatcher, CB-S Kansas
11. Mike Brunson, WR-RB Arizona State
12. Lonnie Holton, RB N. Michigan
13. Rick Stepanek, DT Iowa
14. Chuck Wald, WR No. Dakota State
15. Keith Mauney, CB-S Princeton
16. Steve Parnell, WR Massachusetts
17. Bill Bell, K Kansas

1971

1. Joe Profit, RB (7) N.E. Louisiana
2. Ken Burrow, WR San Diego State
3. Leo Hart, QB Duke
4. Mike Potchad, DT Pittsburg State
5. Ray Jarvis, WR Norfolk State
6. Tom Hayes, CB San Diego State
- Ray Brown, S West Texas St. (from NYG)
7. Wes Chesson, WR Duke
8. Dennis Havig, G Colorado
9. Alvin Griffin, WR Tuskegee
10. Faddie Tillman, DE Boise State
11. Larry Shears, CB-S Lincoln, Mo.
12. Ronny Lowe, WR Fort Valley State
13. Dan Crooks, CB-S Wisconsin
14. Deryl Comer, TE Texas
15. Wallace Clark, RB Auburn
16. Lindsey James, RB/TE San Diego St.
17. Willie Martin, RB Johnson C. Smith

1972

1. Clarence Ellis, S (15) Notre Dame
2. Pat Sullivan, QB Auburn (from Philadelphia through Detroit)
- Steve Okoniewski, T Montana (from Det.)

3. Roosevelt Manning, DT N.E. Okla.
4. Les Goodman, RB Yankton, S.D.
5. Andy Howard, DT Grambling
6. Bill Taylor, RB Mich. (from Buff)
7. Ralph Cindrich, LB Pittsburgh
8. Mike Perfetti, P-S Minnesota (from New England through N.Y. Giants)
9. Fred Riley, WR Idaho (choice reacquired from New Orleans)
10. Lance Moon, RB Wisconsin
11. Hank Brandon, RB Southern U.
12. Ray Easterling, S Richmond
13. Choice traded to St. Louis
14. Jack Phillips, WR Grambling
15. Larry Mialik, TE Wisconsin
16. Henry Sovio, TE Hawaii
17. Tom Chandler, LB Minnesota
- Oscar Jenkins, CB Virginia Union
- Larry Butler, LB Stanford
- Bill Holland, RB So. California

1973

1. Choice traded to Houston
2. Greg Marx, DT (39) Notre Dame
3. Choice traded to San Diego through Oakland
4. Thomas Geredine, WR N.E. Mo. State
5. Choice traded to Washington
6. Nick Bebout, T Wyoming
7. George Campbell, CB Iowa St.
8. Tom Reed, G Arkansas
9. Russ Ingram, C Tex. Tech
10. Nick Mike-Mayer, K Temple
11. Byron Buelow, DB LaCrosse, Wis.
12. Mike Samples, DT Drake
13. Chris Stecher, T Claremont-Mud.
14. John Madeya, QB Louisville
15. Tom Gage, DB Lamar Tech
16. Rufus Ferguson, RB Wisconsin
17. Jim Hodge, WR Arkansas

1974

1. Traded choice and quarterback Bob Berry to Minnesota for veterans Bob Lee, a quarterback, and linebacker Lonnie Warwick.
2. Gerald Tinker, WR (44) Kent State
3. Kim McQuilken, QB Lehigh
4. Maurice Spencer, DB N. Carolin Cen.
5. Vince Kendrick, RB Florida
6. Henry Childs, TE Kansas State
7. Monroe Eley, RB Ariz. State
8. Doyle Orange, RB Southern Miss.
9. James Coode, T Michigan

DRAFT CHOICE BY YEAR

- Choice to Green Bay through New Orleans
- Larry Bailey, DT Pacific
- Paul Ryczek, C Virginia
- Eddie Wilson, WR Albany State
- Vic Koegel, LB Ohio State
- Ralph Powell, RB Nebraska
- John Givens, G Villanova
- Willie Jones, WR Iowa State
- Sylvester McGee, RB Rhode Island
- Al Davis, G/T Boise State

1975

- Steve Bartkowski, QB (1) California
- Ralph Ortega, LB Florida
- Woody Thompson, RB Miami
- John Nessel, G Penn. State
- Greg McCrary, TE Clark
- Fulton Kuykendall, LB UCLA
- Doug Payton, G Colorado
- Mike Esposito, RB Boston College
- Brent Adams, T U. Tenn./Chooga
- Brad Davis, RB LSU
- Marshall Mills, WR West Virginia
- Jeff Merrow, DT West Virginia
- Alonza Pickett, T Texas Southern
- Cart Russ, LB Michigan
- Steve Robinson, DT Tuskegee
- Jimmy Robinson, WR Georgia Tech
- Steve Knutson, G Southern Cal.
- Mitch Anderson, QB Northwestern

1976

- Bubba Bean, RB (9) Texas A&M
- Sonny Collins, RB Kentucky
- Dave Scott, T Kansas
- Walt Brett, DE Montana
- Traded to Minnesota
- Stan Varner, DT Brigham Young
- Karl Farmer, WR Pittsburgh
- Frank Reed, DB Washington
- Phil McKinnely, T UCLA
- No Selection
- Chuck Brislin, T Mississippi State
- Pat Bolton, K Montana State
- Mike Williams, T Florida
- Mark Husfloen, DE Washington St.
- Ron Olson, DB Washington
- Pat Curto, LB Ohio State
- Tony Green, DB Texas Tech

1977

- Warren Byrant, T (6) Kentucky
- Wilson Faumuina, DT (20) San Jose State
- R.C. Thieleman, G-C Arkansas
- Edgar Fields, DT-DE Texas A&M

- Allan Leavitt, KS Georgia
- Shelton Diggs, WR So. California
- Keith Jenkins, DB Cincinnati
- No selection
- Walter Packer, WR Mississippi State
- John Maxwell, T Boston College
- Robert Speer, DE Arkansas State
- Billy Ryckman, WR Louisiana Tech
- Dave Farmer, RB Southern Cal.
- Don Parrish, DE Pittsburgh

1978

- Mike Kenn, T (13) Michigan
- Steve Stewart, LB Minnesota
- Stan Waldemore, G Nebraska
- Brian Cabral, LB Colorado
- Dennis Pearson, WR San Diego St.
- Rodney Parker, WR Tennessee St.
- Alfred Jackson, WR Texas
- James Wright, TE Texas Christian
- David Adkins, LB Ohio St.
- David Williams, DB Tenn.-Martin
- Tom Pridemore, DB West Virginia
- Ricky Patton, RB Jackson St.
- Ray Strong, RB Nev. Las Vegas
- Milton "Scooter" Reed, DB Baylor
- Daria Butler, LB Oklahoma St.

1979

- Don Smith, DE (17) Miami
- Pat Howell, G Southern Cal.
- James Mayberry, RB Colorado
- William Andrews, RB Auburn
- Lynn Cain, RB Southern Cal.
- Charles Johnson, DB Grambling
- Mike Zele, DT Kent State
- Mike Moroski, QB Cal-Davis
- Roger Westlund, T Washington
- Keith Miller, LB NE Oklahoma
- Dave Parkin, DB Utah State
- Bruce Beekley, LB Oregon
- Bill Leer, C Colorado St.
- Stuart Walker, LB Colorado

1980

- Junior Miller, TE (7) Nebraska
- Buddy Curry, LB North Carolina
- Earl Jones, CB Norfolk State
- Jim Laughlin, LB Ohio State
- I.M. Hipp, RB Nebraska
- Brad Vassar, LB Pacific
- Kenny Johnson, DB Mississippi State
- Mike Davis, DB Colorado
- Mike Smith, WR Grambling
- Al Richardson, LB Georgia Tech

DRAFT CHOICE BY YEAR

- 9. Glen Keller, C. West Texas State
- 10. Walt Bellamy, DB. V.M.I.
- 11. Mike Babb, DB. Oklahoma
- 12. Quinn Jones, RB Tulsa

1981

- 1. Bobby Butler, CB (25) Florida State
- 2. Lyman White, LB. Louisiana State
- 3. Scott Woerner, DB Georgia
- 4. John Scully, C. Notre Dame
- 5. Eric Sanders, T. Nevada-Reno
- 6. Harry Stanback, DT North Carolina
- 7. Matthew Teague, DE Prairie View
- 8. Cliff Toney, DC Auburn
- 9. Calvin Fance, RB. Rice
- 10. Robert Murphy, S Ohio State
- 11. Keith Chappelle, WR Iowa
- 12. Mark McCants, S Temple

1982

- 1. Gerald Riggs, RB (9). Arizona State
- 2. Doug Rogers, DE Stanford
- 3. Stacey Bailey, WR. San Jose State
- 4. Reggie Brown, RB. Oregon
- 5. Von Mansfield, DB Wisconsin
- 6. Mike Kelley, QB Georgia Tech
- 7. David Toloumu, RB. Hawaii
- 8. Ricky Eberhart, DB. Morris Brown
- 9. Mike Horan, P Cal St.-Long Bch.
- 10. Curtis Stowers, LB Mississippi State
- 11. Jeff Keller, WR Washington St.
- 12. Dave Levenick, LB Wisconsin

1983

- 1. Mike Pitts, DE (16) Alabama
- 2. James Britt, DB LSU
- 3. Andrew Provence, DT South Carolina
- 4. John Harper, LB. Southern Illinois
- 5. Brett Miller, T Iowa
- 6. Anthony Allen, WR. Washington
- 7. Jeff Turk, DB Boise State
- 8. John Rade, LB Boise State
- 9. Traded to Baltimore
- 10. Ralph Giacommaro, P Penn State
- 11. John Salley, DB Wyoming
- 12. Allama Matthews, TE. Vanderbilt

1984

- 1. Rick Bryan, DT (9). Oklahoma
- 2. Scott Case, S Oklahoma
- 3. Thomas Benson, LB. Oklahoma
- 4. Rodney McSwain, DB Clemson
- 5. Rydell Malancon, LB LSU
- 6. Cliff Benson, TE. Purdue
- 7. Ben Bennett, QB. Duke

- Dan Ralph, DT Oregon
- 7. Kirk Dodge, LB Nev. Las Vegas
- 8. Jeff Jackson, LB Auburn
- 9. Glenn Howe, T. Southern Miss.
- 10. Derrick Franklin, DB. Fresno State
- 11. Tommy Norman, WR Jackson State
- 12. Don Holmes, WR Colorado

SUPPLEMENTAL DRAFT - JUNE 5, 1984

- 1. Joey Jones, WR (9) Alabama Birm.
- 2. Mike McInnis, DT Ark-Pine Bluff
- 3. Dennis Woodberry, DB Southern Arkans.

1985

- 1. Bill Fralic, T (2). Pittsburgh
- 2. Mike Gann, DE. Notre Dame
- 3. Choice traded to Minnesota
- 4. Emile Harry, WR Stanford
- 5. Choice traded to St. Louis
- 6. Reggie Pleasant, CB Clemson
- 7. Choice traded to Cincinnati
- 8. Ashley Lee, S. Virginia Tech
- 9. Ronnie Washington, LB. N.E. Louisiana
- 10. Micah Moon, LB North Carolina
- 11. Brent Martin, C Stanford
- 12. John Ayres, CB. Illinois
- Ken Whisenhunt, TE Georgia Tech

1986

- 1a. Tony Casillas, NT (2) Oklahoma
- 1b. Tim Green, LB (17) Syracuse
- 2. Traded to Washington in '85 for LB in '86
- 3. Traded earlier for QB Turk Schonert
- 4. Traded to L.A Raiders for Bret Clark, S Nebraska
- 5. Traded to Philadelphia for LB Joel Williams
- 6a. Floyd Dixon, WR Stephen F. Aust.
- 6b. Keith Williams, RN. Missouri
- 7. Traded earlier to Phil. for LB Reggie Wilkes
- 8. Kevin Hudgens, DT. Idaho State
- 9. Kevin Starks, TE Minnesota
- 10. Tony Baker, RB. East Carolina
- 11. Chris Hegg, QB Missouri
- 12. Steve Griffin, WR. Purdue

1987

- 1. Chris Miller, QB (12) Oregon
- 2. Kenny Flowers, RB. Clemson
- 3. Choice traded to Green Bay
- 4. Ralph Van Dyke, T Southern Illinois
- 5. Mark Mraz, DE. Utah State
- 6. Paul Kiser, G. Wake Forest
- 7. Michael Reid, LB. Wisconsin
- 8. Curtis Taliagerro, LB Virginia Tech
- 9. Terrence Anthony, CB Iowa State

DRAFT CHOICE BY YEAR

- 10. Jerry Reese, TE Illinois
- 11. Elbert Shelley, S Arkansas State
- 12. Larry Emery, RB Wisconsin

1988

- 1. Aundray Bruce, LB (1) Auburn
- 2. Marcus Cotton, LB Southern Cal.
- 3. Alex Higdon, TE Ohio State
- 4. Choice traded to Philadelphia
- 5. Charles Dimry, DB Nev.-Las Vegas
- 6a. George Thomas, WR Nev.-Las Vegas
- 6b. Houston Hoover, G Jackson State
- 7. Michael Haynes, WR N. Arizona
- 8. Phillip Brown, LB Alabama
- 9. James Primus, RB UCLA
- 10. Stan Clayton, T Penn State
- 11. James Milling, WR Maryland
- 12. Carter Wiley, S Virginia Tech

1989

- 1a. Deion Sanders, CB (5) Florida State
- 1b. Shawn Collins, WR (27) Northern Arizona
- 2. Ralph Norwood, T Louisiana State
- 3. Keith Jones, RB Illinois
- 4. Choice traded to Cincinnati
- 5. Choice traded to LA Raiders
- 6. Troy Sadowski, TE Georgia
- 7. Undra Johnson, RB West Virginia
- 8. Paul Singer, QB Western Illinois
- 9. Chris Dunn, LB Cal.-Poly SLO
- 10. Choice traded to Cincinnati
- 11. Greg Paterra, RB Slippery Rock
- 12. Tony Bowick, NT U. Tenn./Chatt.

1990

- 1. Steve Broussard, RB (20) Washington St.
- 2. Darion Conner, LB Jackson State
- 3. Oliver Barnett, DL Kentucky
- 4. Reggie Redding, T Cal St.-Fullerton
- 5. Mike Pringle, RB Cal St.-Fullerton
- 6. Tory Epps, NT Memphis State
- 7. Darrell Jordon, LB Northern Arizona
- 8. Donnie Salum, LB Arizona
- 9. Chris Ellison, S Houston
- 10. Shawn McCarthy, S Purdue

1991

- 1a. Bruce Pickens, CB (3) Nebraska
- 1b. Mike Pritchard, WR (13) Colorado
- 2. Brett Favre, QB Southern Miss.
- 3. Choice traded to Miami
- 4. Moe Gardner, NT Illinois
- 5. James Goode, LB Oklahoma

- 6. Erric Pegram, RB N. Texas St
- 7a. Brian Mitchell, DB BYU
- 7b. Mark Tucker, C USC
- 8. Randy Austin, TE UCLA
- 9. Ernie Logan, DE East Carolina
- 10a. Walter Sutton, WR S.W. Minnesota
- 10b. Pete Lucas, T Stevens Pt., Wis
- 11. Joe Sims, NT Nebraska
- 12. Bob Christain, RB Northwestern

1992

- 1a. Bob Whitfield, OT (8th) Stanford
- 1b. Tony Smith, RB So. Mississippi
- 2. Chuck Smith, DE Tennessee
- 3. Howard Dinkins, LB Florida State
- 4. Frankie Smith, CB Baylor
- 5. Choice traded to San Diego
- 6. Terry Ray, S Oklahoma
- 7. Tim Paulk, LB Florida
- 8a. Derrick Moore, RB N.E. St. Oklahom.
- 8b. Reggie Dwight, TE Troy State
- 9. Keith Alex, T-G Texas A&M
- 10. Darryl Hardy, LB Tennessee
- 11. Robin Jones, DE Baylor

1993

- 1. Lincoln Kennedy, G-T (9th) Washington
- 2. Roger Harper, S Ohio State
- 3. Harold Alexander, P Appalachian St.
- 4. Choice traded to Green Bay
- 5. Ron George, LB Stanford
- 6. Mitch Lyon, TE Michigan State
- 7. Darnell Walker, CB Oklahoma
- 8. Shannon Baker, WR Florida State

1994

- 1. Traded No. 1 Pick (7th overall), No. 3 Pick (83rd overall), and a conditional 1996 Pick (#2) to Indianapolis for QB Jeff George.
- 2. Bert Emanuel, WR Rice
- 3a. Anthony Phillips, CB Texas A&I
- 3b. Alai Kalaniuvalu, G Oregon State
- 4a. Perry Klein, QB C.W. Post
- 4b. Mitch Davis, LB Georgia
- 5. Harrison Houston, WR Florida
- 6. Traded Pick to LA Raiders for RB Eric Dickerson
- 7. Jamal Anderson, FB Utah

1995

- 1. Trade No. 1 Picks with Cleveland (10 for 26) to acquire Eric Metcalf
- 2. Devin Bush, S (26th) Florida State
- 3. Ron Davis, CB Tennessee

DRAFT CHOICE BY YEAR

3. Lorenzo Styles, LB Ohio State
4. Traded to Dallas to move up 5 places in Rd 2
5. Roell Preston, WR Mississippi
6. Travis Hall, DE BYU
7. John Burrough, DT Wyoming

1996

1. Traded to Indianapolis in '94 (for Jeff George)
2. Traded to Oakland for S Patrick Bates
3. Shannon Brown, DT Alabama
- 4a. Richard Huntley, RB Winston-Salem
- 4b. Juran Bolden, CB Mississippi St.
5. Traded to Cleveland in '95 for Gene Williams
5. Gary Bandy, DE Baylor
6. Craig Sauer, LB Minnesota
7. Ethan Brooks, T Williams (MA)

1997

1. Michael Booker, CB (11th) Nebraska
 - 2a. Nathan Davis, DT Indiana
 - 2b. Byron Hanspard, RB Texas Tech
 3. O.J. Santiago, TE Kent State
 4. Henri Crockett, LB Florida State
 5. Marcus Wimberly, S Miami
 6. Calvin Collins, C Texas A&M
 - 7a. Tony Graziani, QB Oregon
 - 7b. Chris Bayne, S Fresno State
- Also acquired Chis Chandler from Oilers for 4th and 6th-round draft picks

1998

1. Keith Brooking, LB (12th) Georgia Tech
- Bob Hallen, C/G Kent State
3. Jammi German, WR Miami
- 4a. Omar Brown, S North Carolina
- 4b. Tim Dwight, WR/KR Iowa
6. Elijah Williams, CB Florida
- 7a. Ephraim Salaam, T San Diego State
- 7b. Ken Oxendine, RB Virginia Tech
- 7c. Henry Slay, DT West Virginia

1999

1. Patrick Kerney, DE (30th) Virginia
2. Reggie Kelly, TE Mississippi State
3. Jeff Paulk, FB Arizona State
4. Johndale Carty, SS Utah State
5. Eugene Baker, WR Kent
- 6a. Jeff Kelly, LB Kansas State
- 6b. Eric Thigpen, FS Iowa
- 7a. Todd McClure, C LSU
- 7b. Rondel Menendez, WR Eastern Kentucky

2000

1. Traded to Baltimore in '99 for second round pick in '99 (for TE Reggie Kelly)
2. Travis Claridge, OT USC
3. Mark Simoneau, LB Kansas State
4. Michael Thompson, OT Tennessee St.
5. Anthony Midget, CB Virginia Tech
6. Mareno Philyaw, WR Troy State
7. Darrick Vaughn, CB Southwest Texas

2001

1. Michael Vick, QB (1st) Virginia Tech
- Alge Crumpler, TE North Carolina
4. Roberto Garza, C Tex. A&M, Kings.
4. Matt Stewart, LB Vanderbilt
5. Vinny Sutherland, WR Purdue
6. Randy Garner, DE Arkansas
7. Corey Hall, S Appalachian St.
7. Kynan Forney, T Hawaii
7. Ronald Flemons, DE Texas A&M
7. Quentin McCord, WR Kentucky

2002

1. T.J. Duckett, RB (18th) Michigan State
3. Will Overstreet, DE Tennessee
4. Martin Bibla, G Miami
- 5a. Kevin McCadam, S Virginia Tech
- 5b. Kurt Kittner, QB Illinois
6. Kahlil Hill, WR Iowa
- 7a. Michael Coleman, WR Widener
- 7b. Kevin Shaffer, T Tulsa

2003

1. Traded to Buffalo in '03 (Peerless Price)
2. Bryan Scott, CB Penn State
4. Justin Griffith, FB Mississippi State
5. Jon Olinger, WR Cincinnati
- 6a. LaTarence Dunbar, WR TCU
- 6b. Wayne Bacon, SS Alabama
7. Demetris Veal, DE Tennessee

2004

- 1a. DeAngelo Hall, CB (8th) Virginia Tech
- 1b. Michael Jenkins, WR (29th) Ohio State
3. Matt Schaub, QB Virginia
4. Demorris Williams, LB Nebraska
5. Chad Lavalais, DT LSU
6. Etric Pruitt, S Southern Miss
7. Quincy Wilson, RB West Virginia

2005

1. Roddy White, WR (27th) UAB
2. Jonathan Babineaux, DT Iowa
3. Jordan Beck, LB Cal-Poly/SLO

DRAFT CHOICE BY YEAR

4. Chauncey Davis, DE Florida State
5. Michael Boley, LB Southern Miss
5. Frank Omiyale, T Tennessee Tech
6. DeAndra Cobb, RB Michigan State
7. Darrell Shropshire, DT South Carolina

2006

2. Jimmy Williams, CB (37th) Virginia Tech
3. Jerious Norwood, RB Mississippi State
5. Quinn Ojinnaka, T Syracuse
6. Adam Jennings, WR Fresno State
7. D.J. Shockley, QB Georgia

2007

1. Jamaal Anderson, DE (8th) Arkansas
2. Justin Blalock, OL Texas
4. Chris Houston, CB Arkansas
4. Laurent Robinson, WR Illinois State
5. Stephen Nicholas, LB South Florida
6. Martrez Milner, TE Georgia
7. Trey Lewis, S Washburn
7. David Irons, CB Auburn
7. Doug Datish, OL Ohio State
7. Daren Stone, S Maine
7. Jason Snelling, RB Virginia

2008

1. Matt Ryan, QB (3rd) Boston College
1. Sam Baker, OT USC
*from Washington
2. Curtis Lofton, LB Oklahoma
3. Chevis Jackson, CB LSU
3. Harry Douglas, WR Louisville
*from Washington
3. Thomas DeCoud, S California
5. Robert James, LB Arizona State
5. Kroy Biermann, LB Montana
*from Washington
6. Thomas Brown, RB Georgia
7. Wilrey Fontenot, CB Arizona
7. Keith Zinger, TE LSU
*from Pittsburgh

2009

1. Peria Jerry, DT (24th) Mississippi
2. William Moore, S Missouri
3. Christopher Owens, CB San Jose State
4. Lawrence Sidbury, DE Richmond
5. William Middleton, CB Furman
*from St. Louis
5. Garrett Reynolds, OT North Carolina
*from Dallas
6. Spencer Adkins, LB Miami (Fla.)
*from St. Louis
7. Vance Walker, DT Georgia Tech

*from Dallas

2010

1. Sean Weatherspoon, LB (19th) Missouri
- 3a. Corey Peters, DT Kentucky
- 3b. Mike Johnson, OL Alabama
4. Joe Hawley, C UNLV
- 5a. Dominique Franks, CB Oklahoma
- 5b. Kerry Meier, WR Kansas
6. Shann Schillinger, S Montana

2011

1. Julio Jones, WR (6th) Alabama
*from Cleveland
3. Akeem Dent, LB Georgia
5. Jacquizz Rodgers, RB Oregon Stat
*from St. Louis
6. Matt Boshier, P Miami (Fla.)
- 7a. Andrew Jackson, OL Fresno State
*from Detroit
- 7b. Cliff Matthews, DE South Carolina
*from New England

2012

2. Peter Konz, G/C Wisconsin
3. Lamar Holmes, T Southern Miss
- 5a. Bradie Ewing, FB Wisconsin
- 5b. Jonathan Massaquoi, DE Troy
*from Baltimore
6. Charles Mitchell, S Mississippi State
7. Travian Robertson, DT South Carolina

2013

1. Desmond Trufant, CB Washington
2. Robert Alford, CB Southeastern LA
- 4a. Mallichaiah Goodman Clemson
- 4b. Levine Toilolo, TE Stanford
5. Stansly Maponga, DE TCU
- 7a. Kemal Ishmael, S UCF
- 7b. Zeke Motta, S Notre Dame
- 7c. Sean Renfree, QB Duke

2014

1. Jake Matthews, T Texas A&M
1. Ra'Shede Hageman, DE Minnesota
3. Dezmen Southward, S Wisconsin
- 4a. Devonta Freeman, RB Florida State
- 4b. Prince Shembo, LB Notre Dame
- 5a. Ricardo Allen, CB Purdue
- 5b. Marquis Spruill, LB Syracuse
- 7a. Yavin Smallwood, LB Connecticut
- 7b. Tyler Starr, LB South Dakota

DRAFT CHOICE BY YEAR

2015

1. Vic Beasley, OLB Clemson
2. Jalen Collins, CB LSU
3. Tevin Coleman, RB Indiana
4. Justin Hardy, WR ECU
5. Grady Jarrett, DT Clemson
- 7a. Jake Rodgers, T EWU
- 7b. Akeem King, CB San Jose St.

2016

1. Keanu Neal, S Florida
2. Deion Jones, LB LSU
3. Austin Hooper, TE Stanford
4. De'Vondre Campbell, LB Minnesota
6. Wes Schweitzer, OL San Jose St.
7. Devin Fuller, WR UCLA

2017

1. Takkarist McKinley, DE UCLA
3. Duke Riley, LB LSU
4. Sean Harlow, G Oregon St.
- 5a. Damontae Kazee, DB San Diego St.
- 5b. Brian Hill, RB Wyoming
- 5c. Eric Saubert, TE Drake

2018

1. Calvin Ridley, WR Alabama
2. Isaiah Oliver, CB Colorado
3. Deadrin Senat, DT South Florida
4. Ito Smith, RB Southern Miss.
- 6a. Russell Gage, WR LSU

- 6b. Foyesade Oluokun, LB Yale

2019

- 1a. Chris Lindstrom, G Boston College
- 1b. Kaleb McGary, T Washington
- 4a. Kendall Sheffield, CB Ohio State
- 4b. John Cominsky, DL Charleston (W. Va.)
- 5a. Qadree Ollison, RB Pittsburgh
- 5b. Jordan Miller, CB Washington
6. Marcus Green, RB Louisiana-Monroe

2020

1. AJ Terrell, CB Clemson
2. Marlon Davidson, DL Auburn
3. Matt Hennessy, C/G Temple
- 4a. Mykal Walker, LB Fresno State
- 4b. Jaylinn Hawkins, S California
7. Sterling Hofrichter, P Syracuse

2021

1. Kyle Pitts, TE Florida
2. Richie Grant, S UCF
3. Jalen Mayfield, OL Michigan
- 4a. Darren Hall, CB SDSU
- 4b. Drew Dalman, OL Stanford
- 5a. Ta'Quon Graham, DL Texas
- 5b. Adetokunbo Ogundeji, OLB Notre Dame
- 5c. Avery Williams, CB Boise State
6. Frank Darby, WR Arizona State