





FINAL

3 November 2024

DAILY REPORT



FINAL TEAMS' RANKING

1		PHILIPPINES
2		HONG KONG, CHINA
3		THAILAND
4		SINGAPORE
5		INDONESIA
6		MALAYSIA
7		CAMBODIA

**ALL TEAM****STARTING PITCHER****CHENG Yu Hin Oscar****HKG****RELIEF PITCHER****CAASALAN Clarence Ly****PHI****CATCHER****MANAIG Mark Steven****PHI****FIRST BASEMAN****WONG Ryota****SGP****SECOND BASEMAN****CHAN Cheuk Kiu****HKG****THIRD BASEMAN****CAASALAN Clarence Lyle****PHI****SHORT STOP****DE VERA Lord Aragorn****PHI****OUTFIELDERS****RYOTO Yuthai****THA****WEN Tsz Yin Jordan****HKG****VARGAS John Reymond****PHI****DESIGNATED HITTER****LO Ho Lam Andy****HKG**



INDIVIDUAL AWARDS



(Based on games until the day before gold medal game)

LEADING HITTER

WEN Tsz Yin Jordan (.615 B-AVE)

HKG



PITCHER BEST ERA

CHENG Yu Hin Oscar (.00 ERA/0.71P)

HKG



PITCHER BEST WIN-LOSS AVG

WAN NAZRI Nazirul Hakimi (1W – 0L, 18.1IP)

MAS



MOST RUNS BATTED IN

LO Ho Lam Andy (9 RBI)

HKG



MOST HOME RUNS

VARGAS John Reymond (2 HR)

PHI



MOST STOLEN BASES

SOBERANO Kyle Vinc (6 SB)

PHI



MOST RUNS SCORED

SOBERANO Kyle Vinc (7 RUNS/14 PA)

PHI



BEST DEFENSIVE PLAYER

DE VERA Lord Aragorn

PHI



MOST VALUABLE PLAYER

JASMIN Romeo Jr.

PHI



OFFICIALS

TECHNICAL COMMISSION

Technical Director -



KUNG Fu-Hao (TPE)



DELL Rick (USA)



TSAI Roger (TPE)



CHEN Peter (TPE)



FLORES Edward C. (PHI)



ZIALCITA Michael Malgapo (PHI)



LANDICHO Rhoym M. (PHI)

UMPIRES

Umpire Director -



KOYAMA Katsuhito (JPN)



CHEN, Tsung Hsin, (TPE)



TAMURA Mitsuhiro (JPN)



ABD RAHIM Awaluddin Bin (MAS)



LEE Mathew (SGP)



KULTATE Tanate (THA)



WONG Cheuk Kiu (HKG)



VON Seng (CAM)



NATIVIDAD Michael Allan (PHI)



CASUGA Albert Ian (PHI)



PUNZALAN Lester Pol (PHI)



SIACOR Roland (PHI)



BERNABE Ricky (PHI)

OFFICIAL SCORERS

Scoring Director -



CHAN Sin Yee, Cindy (HKG)



JOU Yu Chen (TPE)



LEUNG Adrian (HKG)



ANDOLA Thelma (PHI)



GUNDAYA Eufrocina Angeles (PHI)



Acuña Mary Rose (PHI)



Acuña Delia (PHI)

ROSTER



CAMBODIA

CAM

#	LAST NAMES	NAMES	POS	DOB	B	T	WT	HT
10	CHHUY	Bunhouth	P, 3B	2004-08-01	R	R	55	167
12	DEAP	Soknim	P	2004-06-04	R	R	54	172
19	DUN	Vandara	2B	2004-03-02	R	R	57	174
16	HENG	Lyhour	CF	2004-09-03	R	R	65	173
14	HOUN	Vev	C, 3B	2004-02-05	R	R	50	155
7	LAV	Sakada	1B	2004-11-26	R	R	57	172
17	LAY	Rathanak	LF	2000-12-05	R	R		
15	MET	Pheakdey	SS	2004-06-16	R	R	50	165
11	NGOK	Reatrey	P	2002-10-24	R	R	48	161
18	PHOEURNG	Kosal	SS	2002-12-22	R	R		
4	PHON	Netra	P	2003-06-21	R	R	55	170
2	POL	Tharith	RF	2002-11-13	R	R	68	170
1	POV	Odom	1B	2001-10-11	R	R	53	168
3	RITH	Chomrouen	C	2004-07-31	R	R	73	170
8	SAN	Sotheary	1B	2005-04-02	L	L	70	170
9	SUY	Visal	CF	2005-05-05	R	R	56	169
5	VUTH	Vanneng	2B	1998-05-09	R	R	65	168
13	VYRA	Titmony	C	2004-10-07	R	R	69	171
	MATSUYOSHI	Takashi	Manager					
	SOM	Vannak	Coach					
	YOKOSAWA	Ayumi	Coach					

ROSTER



HONG KONG, CHINA

HKG

#	LAST NAMES	NAMES	POS	DOB	B	T	WT	HT
2	CHAN	Cheuk Kiu	IF	1994-06-24	R	R	67	170
34	CHAN	Sze Yue	IF	2003-08-21	R	R	95	179
18	CHENG	Hoi Ting	IF	1998-09-25	R	R	70	174
99	CHENG	Yu Hin Oscar	P	2005-09-15	R	R	70	187
27	CHEUNG	Chun Yin Alex	P	1999-08-19	R	R	92	175
9	FUNG	Anson	IF	2003-01-03	R	R	72	174
48	KWOK	Ching Connor	P	1999-12-04	R	R	77	182
17	LAM	Lai Him	P	1999-05-10	R	R	74	171
10	LEE	Ho Chi Ryan	P	2003-10-25	R	R	75	170
24	LEE	Long Ching	IF	2006-03-08	R	R	60	170
56	LEUNG	Ho Nam	IF	1991-09-13	R	R	70	171
38	LEUNG	Ka Ho Sam	P	1994-12-28	R	R	70	174
7	LO	Ho Lam Andy	OF	1995-05-14	L	R	83	182
3	MA	Hon Man Ashley	IF	1993-01-15	R	R	70	172
6	MOK	Chun Lam	OF	2002-09-26	R	R	67	176
15	MOK	Chun Pui	IF	1999-08-03	R	R	70	171
66	NG	Yau Pang	OF	1994-08-19	L	L	85	173
4	TAM	Ho Ki Bryan	C	2000-08-15	R	R	82	173
33	TAM	Ho Yin Benny	C	1992-05-30	R	R	79	173
40	TSANG	Kin Nam	P	2004-09-13	R	R	74	180
11	WEN	Tsz Yin Jordan	OF	2001-08-14	R	R		
94	WONG	Sze Chun	P	2000-11-26	R	R		
93	WONG	Yui Fung	P	2003-02-08	R	R	74	180
59	YUNG	Tsun Wai	OF	1992-05-07	L	L	80	170
55	AU	Sean Hok Leung	Manager					
70	LU	Wen-Sheng	Coach					
57	TSANG	Kin Chung	Coach					
1	YEH	Ming-Huang	Coach					

ROSTER

		INDONESIA						INA
#	LAST NAMES	NAMES	POS	DOB	B	T	WT	HT
51	AKBAR	Muhammad	P	1984-12-02	R	R	80	178
22	AMINUDIN	Akbar Kurniawan	OF	1993-06-01	R	R	78	172
57	ARIWIBOWO	Alexander Rudolf	1B	1996-08-25	R	R	90	185
8	AVERDI	Achmad Nouval	OF	2000-03-08	R	R	81	185
32	FABIL	Diva Reza	SS	1996-05-07	R	R	74	168
56	HAMDANI	Charis	C	1996-08-13	L	R	65	169
31	JHONATA	Ursandi Alif	P	1993-11-13	R	R	66	172
44	KURNIAWAN	Muhammad Vendy	SS	1994-09-28	R	R	79	173
30	LAZUARDI	Nazrey	OF	2002-03-30	L	R	70	165
17	MAHMUD	Aditya Muflih	3B	1995-06-17	R	R	90	178
71	MUHAMMAD	Hadi Nur	P	1997-03-29	R	R	60	176
7	MUTHAHHARI	Muhammad Husain	OF	1993-10-06	L	R	68	178
64	NUGROHO	Narendra Bismo	P	2004-04-06	R	R	68	178
99	OKTAVINDRA	Ahmad Ronaldo	C	1999-10-04	R	R	72	171
11	RAHMAN	Muhammad Naufal	1B	1998-01-07	R	R	77	173
10	RAMADHAN	Rizki	SS	1986-05-18	L	R	62	179
39	RAMADHAN	Rizki Jodiansyah	2B	1998-01-19	R	R	53	163
68	RANJANI	Ranjani	OF	1991-01-06	L	R	80	173
6	ROZALI	Rawafi Yaputra Yanto	P	1994-08-06	R	R	90	178
9	SUASTA	I Gede Ricky Takahashi	2B	2002-04-01	L	R	64	174
3	TRIANJANA	I Gusti Lanang Agung	P	2002-11-26	R	R	60	176
19	ZAVIANDA	Muhammad Arrifqi	P	2006-09-10	R	R	80	178
54	ZENOBIA	Rafael Aurelio	P	2006-10-12	R	R	62	179
2	ZULFIKAR	Faldy Akhmad	C	1997-06-24	R	R	88	176
69	ADITYA	Ridzki	Coach					
4	PARENGKUAN	Jesse	Coach					
13	PARNANTO	Rully Nugroho	Coach					
81	SAYOGO	Gilberto Riesanto	Coach					

ROSTER



MALAYSIA

MAS

#	LAST NAMES	NAMES	POS	DOB	B	T	WT	HT
3	AMALUDIN	Sadiy Syahmi Rabbani	C	1999-12-05	R	R	65	168
79	CHE YUSOFF	Muhamad Sayuti	3B	1997-10-29	R	R	69	168
10	DALI	Ilya Sulaiman	P	2002-05-25	R	R	65	172
77	HAMDAN	Nik Muhammad Haikal	SS	2004-12-19	R	R	70	163
20	IDRUS SAIDI	Muhammad Aliff Fakhri	SS	2004-04-07	R	R	55	167
2	MANSOR	Muhamad Amirul Irfan	C	2002-10-28	R	R	68	162
64	MD IDRIS	Muhammad Luthfil Hadi	C	2003-04-06	R	R	63	175
5	MOHD ROHAIZIMI	Md Aiman Faqih	P	1999-10-05	R	R	82	173
97	ODIN	Muhammad Haikal	RF	2003-03-15	R	R	62	170
8	NORAZMI	Mohamad Haikal Asyraf	2B	1992-07-10	R	R	62	168
27	PALANIANDY	Vimallan	P	1999-01-27	R	R	70	175
88	RIDUAN	Mohamad Amirul Hakimi	SS	2004-01-15	R	R	58	162
17	SOHAIMI	Muhammad Hakim	SS	2002-01-17	R	R	70	173
12	TENG	Dale	P	2000-01-03	R	R	74	182
99	WAN AZMAN	Wan Amirul Zulkarnain	DH	2002-06-02	R	R	70	170
32	WAN NAZRI	Wan Nazirul Hakimi	P	2004-06-19	R	R	60	171
11	YAACOB	Mohd Al Fakre	2B	1987-09-25	R	R	57	167
9	ZULKIFFLI	Ahmad Syamier Zulaffif	CF	1994-07-09	R	R	88	173
35	PUNGUT	Azmir	Coach					
22	HASSAN	Rohaida	Pitching Coach					
78	MOHAMAD RAWI	Muhamad Ridzuan	1B Coach					
7	NASARUDIN	Mohd Fadhli	3B Coach					

ROSTER



PHILIPPINES

PHI

#	LAST NAMES	NAMES	POS	DOB	B	T	WT	HT
19	BERNARDO	Adriane Ros	IF	1992-05-19	R	R	75	163
28	BERONILLA	Mark John Philip	1B, 3B	2000-07-28	L	R	90	176
16	BOSITO	Erwin	OF	1996-10-16	L	L	65	170
15	CAASALAN	Clarence Lyle	P, 3B, SS	1995-12-15	R	R	87	183
10	CAROLINO	Mar Joseph	P	1999-03-06	R	R	75	175
30	DE GUZMAN	Amiel	P	2002-06-22	L	L	80	170
11	DE VERA	Lord Aragorn	SS	2003-09-11	R	R	82	178
8	DIARAO	Junmar	P	1996-01-31	L	L	73	173
14	EGUIA	Vladimir	P	1988-11-23	L	L	82	173
29	VILLAFANA	Kyle Rodrigo Jr.	IF	1997-08-07	R	R	72	165
20	JASMIN	Romeo Jr.	P	1988-10-20	R	R	85	165
17	MACASAET	Juan Paulo	P, OF	1995-10-30	R	R	84	176
18	MANAIG	Mark Steven	C	1999-02-18	R	R	112	176
27	MATANGUIHAN	John Leonel	P, OF	2001-12-18	R	R	76	173
9	MERCADO	Ian	IF	2001-04-09	R	R	75	178
24	NEROSA	Raymond	P, OF	1998-01-16	R	R	76	181
1	PAREJA	Jennald	IF	1990-09-01	R	R	60	160
33	PAULE	Nigel	OF	1999-10-15	R	R	72	173
40	PINEDA	Joshua	P	1999-09-16	L	L	76	171
4	SAMUEL	Renato Jr	P, C	2002-09-13	R	R	78	170
6	SOBERANO	Kyle Vincent	2B	1998-10-06	L	R	79	174
55	SY	Harper Gerald	IF	1999-08-04	R	R	85	180
12	TORRES	Kennedy	P	2002-08-01	R	R	70	178
13	VARGAS	John Reymond	C, OF	2000-04-16	R	R	75	164
45	SAGISI	Vicente	Coach					
73	LANDICHO	Romar	3B Coach					
88	MARCELINO	Oscar	Pitching Coach					
20	ORILLANA	Joseph	1B Coach					

ROSTER



SINGAPORE

SGP

#	LAST NAMES	NAMES	POS	DOB	B	T	WT	HT
16	ANG	Joshua Aloysius Wei Liang	IF	2001-05-09	R	R	70	172
40	BAEK	In Jae	P	2001-03-29	R	R	76	171
25	BIN MOHAMMAD RIDZUWA	Raiyan Lee Shukran	C	2002-11-25	R	R	70	167
4	BIN TAN SABRI	Mohamed Mikhail Ming	IF, OF	2000-10-24	R	R	82	164
11	BIN ZAHRIN	Naeem	IF, OF	2001-12-07	R	R	83	177
12	CHIA	Andre Shaw Jin	P, C	1999-08-19	R	R	82	172
3	CHIA	Audric Shaw Han	IF, OF	2002-10-21	S	R	74	176
18	CHUA	Hae Seong Jeremy	C, OF	2001-03-23	R	R	87	178
31	EU	Ean An	IF	2004-03-31	R	R	80	173
24	HOW	Zuo Wei Ryan	IF, OF	2001-07-24	R	R	62	170
1	ITO	Jyoji	P, C, 1B, 3B	2004-10-18	R	R	77	171
56	LEE	Kuan Rong, Shane Sebastian	OF	2002-10-24	R	R	63	165
17	LIM	Gideon	P	2002-03-06	R	R	86	179
30	LIM	Wei Bin	OF	2002-08-16	R	R	77	182
68	LIM	Xiang Jie	OF	2002-04-04	R	R	61	170
21	LO	Jia En, Jeremiah	P	2002-10-01	R	R	103	186
10	NG	Eleazar Jie Xian	P	2000-12-14	R	R	83	184
19	PEREIRA	Hans Benno	P	2002-06-15	R	R	75	182
51	TAM	Joshua Jun Wen Toshifumi	P	1996-04-21	L	R	74	170
88	TAN	Caleb Cheng Jin	1B	1997-12-30	L	L	78	177
87	TAN	Fong-Jun, Sean	OF	2001-05-20	R	R	74	169
7	TAY	Ody Joo Shua	IF, OF	1997-11-10	R	R	73	172
02	WONG	Kohei	IF	1999-07-15	R	R	79	172
23	WONG	Ryota	P	1997-09-23	L	L	88	178
	TAY	Ting Chuan Oscar	Manager					
	KAN	Yew Weng	Coach					
	KIKUNA	Yuki	Coach					
	TANAKA	Hironori	Coach					

ROSTER



THAILAND




THA

#	LAST NAMES	NAMES	POS	DOB	B	T	WT	HT
4	LUNGLOEK	Anucha	2B	2006-02-21	R	R	80	167
7	AUNMUEANG	Sitthichok	3B	1996-08-02	R	R	75	183
14	BUCHA	Setthawut	C, 3B	2000-09-07	R	R	84	177
2	BUNNAM	Nirawit	C	1993-06-29	R	R	65	174
17	CHAIKAEW	Pakorn	1B	2004-12-30	L	R	83	177
22	CHAIKONGKRAM	Jake Jie Ren	P, OF	2003-06-26	R	R	92	186
16	CHUTONGRAT	Kaeatisaic	P	2004-01-05	L	L	53	170
8	CLARK	Alexander	3B	1996-12-27	R	R	85	180
6	DARU	Joseph Matthew	OF	1992-12-01	S	R	75	178
42	FAENGSUP	Suratit	OF	1990-10-07	R	R	96	185
10	KHRUEAPROMMIN	Ratchanon	OF	2003-11-05	R	R	73	183
11	LIN	Suppakorn	P	1996-09-26	R	R	92	180
24	LOIVANICH	Thanapath	P, SS	2006-07-19	R	R	62	181
1	MUANGKASEM	Naruephol	2B, SS	1997-04-12	L	R	71	169
27	NITUTHON	Phongsathon	P, SS	2003-01-20	R	R	73	182
23	PHRAECHAI	Sakai	P, OF	1997-05-23	L	L	75	166
9	PINGTI	Nutdanai	C, 3B	2003-09-15	R	R	68	166
18	RAKNOI	Wetphisit	P, OF	2005-08-11	L	R	73	175
32	RYOTO	Yuthai	P, OF	2000-04-20	R	R	75	175
25	SAIBUAKAEW	Piyathat	1B	2006-10-25	R	R	75	180
3	SAYNONGKHAM	Thanakhit	P, RF	2006-09-26	R	R	65	185
38	SOMSUI	Suepsak	P, 2B	2003-03-14	R	R	67	181
37	SUKMUANG	Phanuwat	P	1994-08-17	R	R	100	183
71	WUTTHIKORN	Phoomwut	2B, SS	1993-10-31	L	R	68	173
51	SIRINTHARANON	Chaiyot	Manager/Head Coach					
54	NAKAYAMA	Shin	Coach					
53	THONGBAI	Chanatip	Coach					
52	WONGVICHIT	Adichat	Coach					

OPEN ROUND**STANDINGS****GROUP A**

RK		TEAM	GP	W	L	AVG	GB
1		HONG KONG, CHINA	3	3	0	1.000	-
2		THAILAND	3	2	1	0.667	1
3		MALAYSIA	3	1	2	.333	2
4		CAMBODIA	3	0	3	.000	3

GROUP B

RK		TEAM	GP	W	L	AVG	GB
1		PHILIPPINES	2	2	0	1.000	-
2		SINGAPORE	2	1	1	.500	1
3		INDONESIA	2	0	2	.000	2

OPENING ROUND

SCHEDULE AND RESULTS

GROUP A



CAMBODIA



HONG KONG, CHINA



MALAYSIA



THAILAND

GROUP B



INDONESIA



PHIIPPINES



SINGAPORE

TUESDAY OCTOBER 29, 2024

	Hour	Stadium	Group	Visitor Team	Home Team	Score	Inn
1	09:00	2	A	HONG KONG, CHINA	MALAYSIA	16:1	5
	13:00			OPENING CEREMONY			
2	13:30	2	B	CAMBODIA	THAILAND	4:14	7
3	13:30	1	B	INDONESIA	PHILIPPINES	1:13	7

WEDNESDAY OCTOBER 30, 2024

#	Hour	Stadium	Group	Visitor Team	Home Team	Score	Inn
4	09:00	1	A	CAMBODIA	HONG KONG, CHINA	2:5	
5	13:30	2	A	MALAYSIA	THAILAND	0:31	5
6	13:30	1	B	PHILIPPINES	SINGAPORE	15:0	5

THURSDAY OCTOBER 31, 2024

#	Hour	Stadium	Group	Visitor Team	Home Team	Score	Inn
7	09:00	1	A	THAILAND	HONG KONG, CHINA	0:7	
8	13:30	2	A	MALAYSIA	CAMBODIA	12:8	
9	13:30	1	B	SINGAPORE	INDONESIA	11:9	

GAME SUMMARY - 1



HONG KONG, CHINA - MALAYSIA



Oct 29, 2024 at Clark (PHI)

Hong Kong, China... (10) 10 05 - 16 14 2
 Malaysia..... 0 00 10 - 1 1 4

Hong Kong, China 16

PLAYER	AB	R	H	BI	2B	3B	HR	BB	SB	CS	HP	SH	SF	SO	IBB	KL	GDP	PO	A	E
CHENG Hoi Ting ss	3	2	2	2	0	0	0	0	0	0	0	0	0	0	0	0	0	0	0	0
LEE LONG CHING ss/2b	2	1	2	2	0	0	0	0	1	0	0	0	0	0	0	0	0	1	0	0
LO Ho Lam Andy dh	4	2	3	3	1	0	0	1	0	0	0	0	0	0	0	0	0	0	0	0
WEN Tsz Yin Jordan cf	2	1	1	1	0	0	0	3	0	0	0	0	0	0	0	0	0	2	0	0
NG Yau Pang rf	4	1	2	1	0	0	0	0	0	0	0	0	0	0	0	0	0	0	0	0
TAM Ho Ki Bryan ph/c	1	0	0	0	0	0	0	0	0	0	0	0	0	1	0	0	0	3	0	0
TAM Ho Yin Benny c	2	0	0	0	0	0	0	0	0	0	1	0	0	0	0	0	0	3	0	0
LEUNG Ho Nam c/rf	2	1	1	0	0	0	0	1	0	0	0	0	1	0	0	0	0	4	0	0
YUNG Tsun Wai lf	4	2	2	4	0	0	1	0	0	0	0	0	0	0	0	0	0	0	0	0
MA Hon Man Ashley 3b/2b/ss	3	2	1	0	0	0	0	1	1	0	0	0	0	0	0	0	0	0	0	0
CHAN Sze Yue lb	1	1	0	0	0	0	0	1	0	0	0	0	0	0	0	0	0	1	1	0
FUNG Anson ph/lb	1	1	0	0	0	0	0	0	0	0	1	0	0	0	0	0	0	0	0	0
CHAN Cheuk Kiu 2b	1	2	1	1	0	0	0	0	0	0	2	0	0	0	0	0	0	0	0	0
MOK Chun Lam pr/3b	1	0	0	0	0	0	0	0	0	0	0	0	0	1	0	1	0	0	0	1
KWOK Ching Connor p	0	0	0	0	0	0	0	0	0	0	0	0	0	0	0	0	0	1	1	0
WONG Sze Chun p	0	0	0	0	0	0	0	0	0	0	0	0	0	0	0	0	0	0	0	1
CHEUNG Chun Yin Alex p	0	0	0	0	0	0	0	0	0	0	0	0	0	0	0	0	0	0	0	0
Totals	31	16	14	15	2	0	1	6	3	0	4	0	0	3	0	1	0	15	2	2

Malaysia 1

PLAYER	AB	R	H	BI	2B	3B	HR	BB	SB	CS	HP	SH	SF	SO	IBB	KL	GDP	PO	A	E
NORAZMI MOHAMAD HAIK 2b	1	0	0	0	0	0	0	0	0	0	1	0	0	1	0	1	0	3	2	0
IDRUS SAIDI MUHAMMAD lf	2	1	1	0	0	0	0	0	0	0	0	0	0	0	0	0	0	0	0	0
MD IDRIS MUHAMMAD LU 3b	2	0	0	0	0	0	0	0	0	0	0	0	0	2	0	0	0	0	1	2
CHE YUSOFF MUHAMMAD S 3b	0	0	0	0	0	0	0	0	0	0	0	0	0	0	0	0	0	0	0	0
WAN AZMAN WAN AMIRUL dh	2	0	0	0	0	0	0	0	0	0	0	0	0	0	0	0	0	0	0	0
MUHAMMAD HAIKAL ODIN rf	2	0	0	0	0	0	0	0	0	0	0	0	0	2	0	0	0	2	0	0
ZULKIFFLI SYAMIER cf	2	0	0	0	0	0	0	0	0	0	0	0	0	2	0	0	0	2	0	1
RIDUAN MOHAMAD AMIRU ss	2	0	0	0	0	0	0	0	1	0	0	0	0	0	0	0	0	1	0	0
SOHAIMI MUHAMMAD HAK lb	2	0	0	0	0	0	0	0	0	0	0	0	0	1	0	0	0	4	0	0
AMALUDIN SADIY SYAHM c	2	0	0	0	0	0	0	0	0	0	0	0	0	2	0	0	0	3	0	1
MOHD ROHAIZIMI MD AI p	0	0	0	0	0	0	0	0	0	0	0	0	0	0	0	0	0	0	0	0
WAN NAZRI WAN NAZIRU p	0	0	0	0	0	0	0	0	0	0	0	0	0	0	0	0	0	0	0	0
Totals	17	1	1	0	0	0	0	0	1	0	1	0	0	10	0	1	0	15	3	4

Hong Kong, China	IP	H	R	ER	BB	SO	WP	HP	BK	IBB	SH	SF	2B	3B	HR	AB	BF	FO	GO	NP
KWOK Ching Connor W, 1-0	3.0	0	0	0	0	5	0	1	0	0	0	0	0	0	0	9	10	2	2	42
WONG Sze Chun	1.0	1	1	1	0	2	2	0	0	0	0	0	0	0	0	4	4	1	0	19
CHEUNG Chun Yin Alex	1.0	0	0	0	0	3	0	0	0	0	0	0	0	0	0	4	4	0	0	17

Malaysia	IP	H	R	ER	BB	SO	WP	HP	BK	IBB	SH	SF	2B	3B	HR	AB	BF	FO	GO	NP
MOHD ROHAIZIMI MD AI L, 0-1	3.2	8	11	9	5	0	1	3	0	0	0	0	2	0	0	21	29	7	4	98
WAN NAZRI WAN NAZIRU	1.1	6	5	5	1	3	2	1	0	0	0	0	0	0	1	10	12	1	0	46

Umpires: HP-Ricky Bernabe (PHI), 1B-Roland Siacor (PHI), 2B-Michael Allan Natividad (PHI),
 3B-Von SENG (CAM)

Scorers: MARY ROSE ACUÑA (PHI), Delia Acuña (PHI), Emily JOU (TPE)

TC: Chin-Tsai CHEN (TPE), EDWARD C. FLORES (PHI)

Start: 9:04 Time: 2:04 Attendance: 152 Weather: Cloudy - 27°c

GAME SUMMARY - 2



CAMBODIA - THAILAND



Oct 29, 2024 at Clark (PHI)

Cambodia.....000 100 3 - 4 6 3
Thailand.....000 532 4 - 14 9 5

Cambodia 4

PLAYER	AB	R	H	BI	2B	3B	HR	BB	SB	CS	HP	SH	SF	SO	IBB	KL	GDP	PO	A	E
MET Pheakdey ss	4	1	1	1	0	0	0	0	1	0	0	0	0	1	0	0	0	0	0	2
HOUN Vev dh/3b/c	2	1	1	0	1	0	0	1	1	1	1	0	0	1	0	0	0	0	0	1
CHHUY Bunhouth 3b/p/3b	3	0	2	1	0	0	0	0	1	0	1	0	0	1	0	1	0	1	3	0
LAV Sakada 1b	4	0	1	0	0	0	0	0	0	0	0	0	0	0	0	0	0	9	0	0
VYRA Titmony c	3	0	0	0	0	0	0	0	0	0	0	0	0	1	0	1	0	1	1	0
NGOK Reatrey p	0	0	0	0	0	0	0	0	0	0	0	0	0	0	0	0	0	0	0	0
SUY Visal lf	3	0	0	0	0	0	0	0	0	0	0	0	0	1	0	0	0	3	0	0
DUN Vandara 2b	3	1	1	0	0	0	0	0	0	0	0	0	0	1	0	0	0	1	0	0
POL Tharith rf	0	0	0	0	0	0	0	0	0	0	1	1	0	0	0	0	0	0	0	0
LAY Rathanak rf	0	0	0	0	0	0	0	0	0	0	0	0	0	0	0	0	0	0	0	0
POV Odom ph/rf	0	0	0	0	0	0	1	0	0	0	0	0	0	0	0	0	0	0	0	0
HENG Lyhour cf	3	1	0	0	0	0	0	0	0	0	0	0	0	2	0	0	0	4	0	0
PHON Netra p	0	0	0	0	0	0	0	0	0	0	0	0	0	0	0	0	0	0	2	0
Totals	25	4	6	2	1	0	0	2	3	1	3	1	0	8	0	2	0	19	6	3

Thailand 14

PLAYER	AB	R	H	BI	2B	3B	HR	BB	SB	CS	HP	SH	SF	SO	IBB	KL	GDP	PO	A	E
MUANGKASEM NARUEPHOL 2b	3	2	1	1	0	0	0	1	1	0	0	1	0	1	0	0	0	2	3	0
RYOTO YUTHAI lf	4	2	2	2	1	0	0	0	2	0	0	0	1	0	0	0	0	1	0	0
DARU JOSEPH MATTHEW cf	3	1	1	1	0	0	0	1	3	0	1	0	0	1	0	0	0	1	0	0
CHAIKONGKRAM Jake Ji 1b	3	1	1	1	0	0	0	2	2	0	0	0	0	0	0	0	0	6	2	0
CLARK ALEXANDER 3b	4	2	1	1	0	0	0	1	2	0	0	0	0	0	0	0	0	3	0	0
PHRAECHAI SAKAI rf	3	2	0	0	0	0	0	2	0	0	0	0	0	0	0	0	0	0	0	0
AUNMUEANG SITHTHICHOK dh	1	1	0	0	0	0	0	1	0	0	0	0	0	0	0	0	0	0	0	0
FAENGSUP SURATIT ph/dh	2	2	2	2	1	0	0	1	1	0	0	0	0	0	0	0	0	0	0	0
BUNNAM Nirawit c	2	0	0	0	0	0	0	0	0	0	0	1	0	0	0	0	0	8	2	2
BUCHA SETTHAWUT ph/c	1	0	1	1	0	0	0	1	1	0	0	0	0	0	0	0	0	0	0	0
WUTTHIKORN PHOOMWUT ss	0	1	0	2	0	0	0	2	1	0	0	0	2	0	0	0	0	0	1	1
SUKMUANG PHANUWAT p	0	0	0	0	0	0	0	0	0	0	0	0	0	0	0	0	0	0	0	0
SOMSUAI SUEPSAK p	0	0	0	0	0	0	0	0	0	0	0	0	0	0	0	0	0	0	0	0
NITUTHON PHONGSATHON p	0	0	0	0	0	0	0	0	0	0	0	0	0	0	0	0	0	0	0	1
LIN SUPPAKORN p	0	0	0	0	0	0	0	0	0	0	0	0	0	0	0	0	0	0	1	1
SAYNONGKHAM THANAKHI p	0	0	0	0	0	0	0	0	0	0	0	0	0	0	0	0	0	0	1	0
Totals	26	14	9	11	2	0	0	12	13	0	1	2	3	2	0	0	0	21	10	5

Cambodia	IP	H	R	ER	BB	SO	WP	HP	BK	IBB	SH	SF	2B	3B	HR	AB	BF	FO	GO	NP
PHON Netra L,0-1	4.0	5	5	0	4	2	3	1	0	0	1	1	0	0	0	17	24	5	6	93
CHHUY Bunhouth	1.1	1	5	2	5	0	1	0	0	0	1	1	1	0	0	4	11	2	2	37
NGOK Reatrey	1.0	3	4	4	3	0	0	0	0	0	0	1	1	0	0	5	9	2	1	35

Thailand	IP	H	R	ER	BB	SO	WP	HP	BK	IBB	SH	SF	2B	3B	HR	AB	BF	FO	GO	NP
SUKMUANG PHANUWAT	1.0	1	0	0	0	1	0	0	0	0	0	0	1	0	0	3	3	0	1	12
SOMSUAI SUEPSAK W,1-0	2.0	1	0	0	0	2	0	0	0	0	1	0	0	0	0	6	7	2	1	27
NITUTHON PHONGSATHON	1.0	1	1	0	0	1	0	2	0	0	0	0	0	0	0	3	5	0	1	17
LIN SUPPAKORN	2.0	1	0	0	0	4	0	1	0	0	0	0	0	0	0	7	8	1	1	31
SAYNONGKHAM THANAKHI	1.0	2	3	0	2	0	1	0	0	0	0	0	0	0	0	6	8	0	3	35

Umpires: HP-Mitsuhiro mitsu (JPN), 1B-Albert Ian CASUGA (PHI), 2B-LESTER POL PUNZALAN (PHI),
3B-AWALUDDIN BIN ABD RAHIM (MAS)
Scorers: Eufrocina Angeles Gundaya (PHI), THELMA ANDOLA (PHI), Wang Hin LEUNG (HKG)
TC: Michael Malgapo Zialcita (PHI), RHOY M. LANDICHO (PHI)
Start: 13:47 Time: 2:49 Attendance: 78 Weather: Cloudy - 31°C

GAME SUMMARY - 3



INDONESIA - PHILIPPINES



Oct 29, 2024 at Clark (PHI)

Indonesia.....000 100 0 - 1 4 4
 Philippines.....612 022 X - 13 12 0

Indonesia 1

PLAYER	AB	R	H	BI	2B	3B	HR	BB	SB	CS	HP	SH	SF	SO	IBB	KL	GDP	PO	A	E
RANJANI RANJANI dh	3	0	0	0	0	0	0	0	0	0	0	0	0	0	0	0	0	0	0	0
RAMADHAN RIZKI cf	3	0	0	0	0	0	0	0	0	0	0	0	0	2	0	0	0	2	0	0
MAHMUD ADITYA MUFLIH 3b	1	0	0	0	0	0	0	0	0	0	0	0	0	0	0	0	0	0	0	1
KURNIAWAN MUHAMMAD V ph/3b	2	1	1	0	1	0	0	0	0	0	0	0	0	0	0	0	0	0	1	0
ZULFIKAR Faldy Akhma c	3	0	0	0	0	0	0	0	0	0	0	0	0	0	0	0	0	0	0	0
HAMDANI CHARIS c	0	0	0	0	0	0	0	0	0	0	0	0	0	0	0	0	0	1	0	0
FABIL DIVA REZA ss	1	0	1	0	0	0	0	0	1	0	0	0	0	0	0	0	0	0	2	2
SUASTA I GEDE RICKY 2b	2	0	1	1	0	0	0	0	0	0	0	0	0	1	0	0	0	0	3	0
AVERDI ACHMAD NOUVAL rf	2	0	0	0	0	0	1	0	0	0	0	0	0	0	0	0	0	2	0	0
RAMADHAN RIZKI JODIA 2b/ss	3	0	1	0	0	0	0	0	0	0	0	0	0	0	0	0	0	2	2	0
RAHMAN MUHAMMAD NAUF lb	2	0	0	0	0	0	0	0	0	0	0	0	1	0	1	0	8	0	0	0
LAZUARDI NAZREY lf	2	0	0	0	0	0	0	0	0	0	0	0	0	0	0	0	3	0	0	0
AKBAR Muhammad p	0	0	0	0	0	0	0	0	0	0	0	0	0	0	0	0	0	0	0	1
ROZALI RAWAFI YAPUTR p	0	0	0	0	0	0	0	0	0	0	0	0	0	0	0	0	0	0	0	0
ZAVIANDA MUHAMMAD AR p	0	0	0	0	0	0	0	0	0	0	0	0	0	0	0	0	0	0	0	0
Totals	24	1	4	1	1	0	1	0	1	0	0	0	0	4	0	1	0	18	8	4

Philippines 13

PLAYER	AB	R	H	BI	2B	3B	HR	BB	SB	CS	HP	SH	SF	SO	IBB	KL	GDP	PO	A	E
MERCADO Ian lf	4	0	0	0	0	0	0	0	0	0	0	0	0	0	0	0	0	2	0	0
PAULE Nigel lf	0	0	0	0	0	0	0	0	0	0	0	0	0	0	0	0	0	0	0	0
DE VERA Lord Aragorn ss	3	0	2	2	0	1	0	1	0	0	0	0	0	0	0	0	0	0	5	0
SOBERANO Kyle Vincen cf	3	2	1	0	1	0	0	0	1	0	0	0	0	0	0	0	0	2	0	0
BOSITO Erwin ph/cf	1	0	0	0	0	0	0	0	0	0	0	0	0	0	0	0	0	0	0	0
CAASALAN Clarence Ly 3b	3	1	0	0	0	0	0	0	0	0	0	0	0	0	0	0	0	1	2	0
MATANGUIHAN John Leo 3b	1	1	1	0	0	0	0	0	0	0	0	0	0	0	0	0	0	0	0	0
BERONILLA Mark John dh	4	2	2	2	0	1	0	0	0	0	0	0	0	0	0	0	0	0	0	0
SY Harper Gerald lb	4	1	2	2	0	0	0	0	0	0	0	0	0	0	0	0	0	9	0	0
VARGAS John Reymond rf	2	2	1	0	0	0	1	2	0	0	0	0	0	0	0	0	0	0	0	0
PAREJA Jennald rf	1	0	0	1	0	0	0	0	0	0	0	0	0	0	0	0	0	0	0	0
MANAIG Mark Steven c	3	3	2	1	1	0	0	0	1	0	0	0	0	0	0	0	0	3	1	0
SAMUEL Renato Jr c	1	0	0	0	0	0	0	0	0	0	0	0	0	1	0	0	0	2	0	0
BERNARDO Adriane Ros 2b	2	1	1	2	0	0	0	0	0	0	0	0	1	0	0	0	0	2	0	0
VILLAFANA Kyle Rodri 2b	1	0	0	0	0	0	0	0	0	0	0	0	0	0	0	0	0	0	0	0
JASMIN Romeo Jr. p	0	0	0	0	0	0	0	0	0	0	0	0	0	0	0	0	0	0	0	0
TORRES Kennedy p	0	0	0	0	0	0	0	0	0	0	0	0	0	0	0	0	0	0	0	0
MACASAET Juan Paulo p	0	0	0	0	0	0	0	0	0	0	0	0	0	0	0	0	0	0	1	0
Totals	33	13	12	10	2	2	0	2	4	0	0	0	1	1	0	0	0	21	9	0

Indonesia	IP	H	R	ER	BB	SO	WP	HP	BK	IBB	SH	SF	2B	3B	HR	AB	BF	FO	GO	NP
AKBAR Muhammad L,0-1	1.1	4	7	0	2	0	0	0	0	0	0	0	1	1	0	10	12	1	3	35
ROZALI RAWAFI YAPUTR	3.1	5	4	3	0	0	0	0	0	0	0	1	1	1	0	16	17	6	4	58
ZAVIANDA MUHAMMAD AR	1.1	3	2	2	0	1	1	0	0	0	0	0	0	0	0	7	7	1	2	23

Philippines	IP	H	R	ER	BB	SO	WP	HP	BK	IBB	SH	SF	2B	3B	HR	AB	BF	FO	GO	NP
JASMIN Romeo Jr. W,1-0	5.0	4	1	1	1	2	0	0	0	0	0	0	1	0	0	18	19	7	5	62
TORRES Kennedy	1.0	0	0	0	0	1	0	0	0	0	0	0	0	0	0	3	3	0	2	11
MACASAET Juan Paulo	1.0	0	0	0	0	1	0	0	0	0	0	0	0	0	0	3	3	0	2	13

Umpires: HP-Tsung-Hsin CHEN (TPE), 1B-Mathew Lee (SGP), 2B-Cheuk Kiu WONG (HKG), 3B-Tanate Kultate (THA)
 Scorers: Delia Acuña (PHI), MARY ROSE ACUÑA (PHI), Emily JOU (TPE)
 TC: Richard Eugene Dell (USA), Jung-Chung Tsai (TPE)
 Start: 13:57 Time: 1:58 Attendance: 401 Weather: Cloudy - 31 °c

GAME SUMMARY - 4



CAMBODIA - HONG KONG, CHINA



Oct 30, 2024 at Clark (PHI)

 Cambodia.....000 101 000 - 2 6 2
 Hong Kong, China...100 001 21X - 5 6 3

Cambodia 2

PLAYER	AB	R	H	BI	2B	3B	HR	BB	SB	CS	HP	SH	SF	SO	IBB	KL	GDP	PO	A	E
HOUN Vev 3b	4	0	0	0	0	0	0	0	0	0	0	0	0	0	0	0	0	2	1	0
DUN Vandara 2b	4	1	0	0	0	0	0	0	0	0	0	0	0	3	0	0	0	3	1	0
MET Pheakdey ss	4	0	1	0	0	0	0	0	0	0	0	0	1	0	0	0	0	3	2	0
SUY Visal lf	4	1	1	0	0	0	0	0	0	0	0	0	0	0	0	0	0	0	1	0
LAV Sakada lb	4	0	2	2	1	0	0	0	0	1	0	0	0	1	0	1	0	3	0	0
VUTH Vanneng dh	3	0	1	0	0	0	0	0	0	0	0	0	0	1	0	0	0	0	0	0
DEAP Soknim rf	0	0	0	0	0	0	0	0	0	0	0	0	0	0	0	0	0	3	0	1
VYRA Titmony c	3	0	0	0	0	0	0	0	0	0	0	0	0	0	0	0	0	6	1	1
POL Tharith rf	3	0	0	0	0	0	0	0	0	0	0	0	0	3	0	1	0	0	0	0
PHON Netra p/p	0	0	0	0	0	0	0	0	0	0	0	0	0	0	0	0	0	0	0	0
HENG Lyhour cf	3	0	1	0	0	0	0	0	0	2	0	0	0	0	0	0	0	4	0	0
Totals	32	2	6	2	1	0	0	0	0	3	0	0	0	9	0	2	0	24	6	2

Hong Kong, China 5

PLAYER	AB	R	H	BI	2B	3B	HR	BB	SB	CS	HP	SH	SF	SO	IBB	KL	GDP	PO	A	E
CHENG Hoi Ting ss	3	2	1	0	1	0	0	1	1	0	0	0	0	1	0	0	0	4	4	0
LO Ho Lam Andy dh	3	0	0	1	0	0	0	1	0	0	0	0	0	1	0	0	0	0	0	0
WEN Tsz Yin Jordan cf	3	1	2	0	2	0	0	1	0	0	0	0	0	0	0	0	0	2	0	0
NG Yau Pang rf	3	0	1	0	0	0	0	1	0	0	0	0	0	0	0	0	1	0	0	0
MOK Chun Lam pr/rf	0	0	0	0	0	0	0	2	0	0	0	0	0	0	0	0	0	0	0	0
YUNG Tsun Wai lf	3	1	1	1	0	0	0	0	0	0	0	0	1	0	0	0	0	1	1	0
TAM Ho Yin Benny c	2	1	0	0	0	0	0	1	1	0	1	0	0	0	0	0	0	7	1	1
MA Hon Man Ashley 3b	4	0	1	2	0	0	0	0	0	0	0	0	0	0	0	0	0	0	3	0
CHAN Sze Yue lb	2	0	0	0	0	0	0	0	0	0	1	0	0	0	0	0	0	7	4	0
LEE LONG CHING 2b	2	0	0	0	0	0	0	0	0	0	0	0	0	1	0	1	0	5	0	1
CHAN Cheuk Kiu ph/2b	1	0	0	0	0	0	0	0	0	0	0	0	0	1	0	1	0	1	1	0
LEE Ho Chi Ryan p	0	0	0	0	0	0	0	0	0	0	0	0	0	0	0	0	0	0	3	1
LEUNG Ka Ho Sam p	0	0	0	0	0	0	0	0	0	0	0	0	0	0	0	0	0	0	0	0
Totals	26	5	6	4	3	0	0	5	4	0	2	0	1	4	0	2	1	27	17	3

Cambodia	IP	H	R	ER	BB	SO	WP	HP	BK	IBB	SH	SF	2B	3B	HR	AB	BF	FO	GO	NP
DEAP Soknim L,0-1	6.0	4	4	3	4	2	2	2	0	0	0	0	2	0	0	19	25	10	3	77
PHON Netra	2.0	2	1	0	1	2	1	0	0	0	0	1	1	0	0	7	9	4	0	42

Hong Kong, China	IP	H	R	ER	BB	SO	WP	HP	BK	IBB	SH	SF	2B	3B	HR	AB	BF	FO	GO	NP
LEE Ho Chi Ryan	6.0	6	2	0	0	5	0	0	0	0	0	0	1	0	0	23	23	6	4	59
LEUNG Ka Ho Sam W,1-0	3.0	0	0	0	0	4	0	0	0	0	0	0	0	0	0	9	9	2	3	34

Umpires: HP: Albert Ian Casuga (PHI), 1B: Tanate KULTATE (THA), 2B: Roland Siacor (PHI),
 3B: Ricky Bernabe (PHI)
 Scorers: THELMA ANDOLA (PHI), Eufrocina Angeles Gundaya (PHI), Wang Hin LEUNG (HKG)
 TC: Roger T (TPE), Rhoym M. Landicho (PHI)
 Start: 8:59 Time: 2:31 Attendance: 102 Weather: Cloudy - 29°C

GAME SUMMARY - 5



MALAYSIA - THAILAND



Oct 30, 2024 at Clark (PHI)

 Malaysia.....00 0 00 - 0 6 1
 Thailand.....1(11)(10) 9X - 31 21 1

Malaysia 0

PLAYER	AB	R	H	BI	2B	3B	HR	BB	SB	CS	HP	SH	SF	SO	IBB	KL	GDP	PO	A	E	
IDRUS SAIDI MUHAMMAD lf	3	0	1	0	0	0	0	0	0	0	0	0	0	1	0	1	0	1	0	0	
CHE YUSOFF MUHAMAD S 3b	3	0	1	0	0	0	0	0	0	0	0	0	0	0	0	0	0	0	2	0	0
MOHD ROHAIZIMI MD AI dh	2	0	1	0	0	0	0	0	0	0	0	1	0	0	0	0	0	0	0	0	0
WAN AZMAN WAN AMIRUL rf	2	0	0	0	0	0	0	0	0	0	0	1	0	1	0	0	0	1	0	0	
HAMDAN NIK MUHAMMAD 2b	2	0	1	0	0	0	0	1	0	0	0	0	0	0	0	0	0	1	1	0	
SOHAIMI MUHAMMAD HAK lb	1	0	0	0	0	0	0	0	0	0	0	1	0	1	0	1	0	3	0	0	
MANSOR MUHAMAD AMIRU c	2	0	0	0	0	0	0	0	0	0	0	0	0	0	0	0	0	3	0	0	
MUHAMMAD HAIKAL ODIN cf	2	0	2	0	0	0	0	0	1	0	0	0	0	0	0	0	0	1	0	0	
YAACOB MOHD AL FAKRE ss	2	0	0	0	0	0	0	0	0	0	0	0	0	0	0	0	0	0	0	0	
PALANIANDY VIMALLAN p	0	0	0	0	0	0	0	0	0	0	0	0	0	0	0	0	0	0	0	0	
DALI ILYA SULAIMAN p	0	0	0	0	0	0	0	0	0	0	0	0	0	0	0	0	0	0	1	1	
WAN NAZRI WAN NAZIRU p	0	0	0	0	0	0	0	0	0	0	0	0	0	0	0	0	0	0	0	0	
Totals	19	0	6	0	0	0	0	1	1	0	1	2	0	3	0	2	0	12	2	1	

Thailand 31

PLAYER	AB	R	H	BI	2B	3B	HR	BB	SB	CS	HP	SH	SF	SO	IBB	KL	GDP	PO	A	E
MUANGKASEM NARUEPHOL 2b	1	2	0	0	0	0	0	2	1	0	0	0	0	0	0	0	0	1	0	0
ANUCHA LUNGLOEK ph/2b	2	3	2	3	0	0	1	1	0	0	0	0	0	0	0	0	0	0	0	0
RYOTO YUTHAI lf	2	3	2	4	2	0	0	1	1	0	1	0	0	0	0	0	0	1	0	0
RAKNOI WETPHISIT lf	1	1	1	1	0	0	0	1	1	0	0	0	0	0	0	0	0	0	0	0
DARU JOSEPH MATTHEW cf	3	1	1	1	1	0	0	1	0	0	0	0	0	0	0	0	0	0	0	0
BUCHA SETTHAWUT cf	1	1	0	0	0	0	0	0	0	0	1	0	0	0	0	0	0	0	0	0
CHAIKONGKRAM Jake Ji 1b	2	1	1	1	1	0	0	1	0	0	0	0	0	0	0	0	0	1	0	0
SAIBUAKAEW PIYATHAT 1b	1	3	1	1	1	0	0	2	0	0	0	0	0	0	0	0	0	2	0	1
FAENGSUP SURATIT dh	1	1	1	0	0	0	0	1	1	0	0	0	0	0	0	0	0	0	0	0
CHAIKAEW PAKORN ph/dh	2	3	2	3	0	0	0	1	0	0	0	0	0	0	0	0	0	0	0	0
SOMSUAI SUEPSAK ss	5	3	3	5	1	1	0	0	0	0	0	0	0	0	0	0	0	3	2	0
WUTTHIKORN PHOOMWUT c	3	1	1	1	1	0	0	0	0	0	0	0	0	0	0	0	0	3	1	0
PINGTI NUTDANAI ph/c	1	1	0	0	0	0	0	1	0	0	0	0	0	0	0	0	0	0	1	0
BUNNAM Nirawit c	0	0	0	0	0	0	0	0	0	0	0	0	0	0	0	0	0	1	1	0
NITUTHON PHONGSATHON 3b	4	3	2	2	0	0	1	1	1	0	0	0	0	2	0	1	0	0	0	0
PHRAECHAI SAKAI rf	3	3	3	3	0	1	0	2	0	0	0	0	0	0	0	0	0	1	1	0
LOIVANICH THANAPATH rf	2	1	1	1	0	0	1	0	0	0	0	0	0	1	0	0	0	1	0	0
CHUTONGRAT Kiattisak p	0	0	0	0	0	0	0	0	0	0	0	0	0	0	0	0	0	0	0	0
KHRUEAPROMMIN RATCHA p	0	0	0	0	0	0	0	0	0	0	0	0	0	0	0	0	0	1	0	0
CLARK ALEXANDER p	0	0	0	0	0	0	0	0	0	0	0	0	0	0	0	0	0	0	0	0
Totals	34	31	21	26	7	2	3	12	8	0	2	0	0	3	0	1	0	15	6	1

Malaysia	IP	H	R	ER	BB	SO	WP	HP	BK	IBB	SH	SF	2B	3B	HR	AB	BF	FO	GO	NP
PALANIANDY VIMALLAN L,0-1	2.0	10	12	12	5	0	1	0	2	0	0	0	6	0	1	16	21	3	3	65
DALI ILYA SULAIMAN	1.0	9	18	17	7	1	2	2	0	0	0	0	1	2	2	13	22	1	1	75
WAN NAZRI WAN NAZIRU	1.0	2	1	1	0	2	2	0	0	0	0	0	0	0	0	5	5	1	0	17

Thailand	IP	H	R	ER	BB	SO	WP	HP	BK	IBB	SH	SF	2B	3B	HR	AB	BF	FO	GO	NP
CHUTONGRAT Kiattisak W,1-0	3.0	4	0	0	0	2	0	1	0	0	0	0	0	0	0	12	13	3	2	37
KHRUEAPROMMIN RATCHA	1.0	1	0	0	1	0	0	0	0	0	1	0	0	0	0	3	5	2	1	18
CLARK ALEXANDER	1.0	1	0	0	0	1	0	0	0	0	1	0	0	0	0	4	5	1	1	14

Umpires: HP:Mathew Lee (SGP), 1B:Michael Allan Natividad (PHI), 2B:Lester Pol Punzalan (PHI), 3B:Mitsuhiro Tamura (JPN)

Scorers: Delia Acuña (PHI), MARY ROSE ACUÑA (PHI), Emily JOU (TPE)

TC: Michael Malgapo Zialcita (PHI), Edward C. Flores (PHI)

Start: 13:26 Time: 2:18 Attendance: 100 Weather: Cloudy - 31 °c

GAME SUMMARY - 6



PHILIPPINES - SINGAPORE



Oct 30, 2024 at Clark (PHI)

Philippines.....201 66 - 15 12 0
Singapore.....000 00 - 0 1 5

Philippines 15

PLAYER	AB	R	H	BI	2B	3B	HR	BB	SB	CS	HP	SH	SF	SO	IBB	KL	GDP	PO	A	E
MERCADO Ian lf	3	2	2	1	1	0	0	0	1	0	0	0	0	0	0	0	0	1	0	0
PAULE Nigel ph/lf	0	1	0	0	0	0	0	1	0	0	0	0	0	0	0	0	0	0	0	0
DE VERA Lord Aragorn ss	3	1	2	2	0	0	0	0	0	0	0	0	0	0	0	0	0	0	1	0
BOSITO Erwin pr/cf	0	1	0	0	0	0	0	0	1	1	1	0	0	0	0	0	0	1	0	0
SOBERANO Kyle Vincen cf/ss	4	3	1	1	1	0	0	0	4	0	0	0	0	1	0	0	0	0	0	0
SAMUEL Renato Jr lb	0	0	0	0	0	0	0	0	0	0	0	0	0	0	0	0	0	0	1	0
CAASALAN Clarence Ly 3b	3	1	1	1	0	0	0	1	1	0	0	0	0	1	0	1	0	0	1	0
BERONILLA Mark John dh	1	0	0	0	0	0	0	2	2	0	0	0	0	0	0	0	0	0	0	0
MATANGUIHAN John Leo ph/dh	1	0	1	1	0	0	0	0	0	0	0	0	0	0	0	0	0	0	0	0
SY Harper Gerald lb/2b	4	1	1	0	0	0	0	0	0	0	0	0	0	0	0	0	0	5	0	0
VARGAS John Raymond rf	3	2	2	2	1	0	1	0	1	0	0	0	0	1	0	1	0	3	0	0
PAREJA Jennald ph/rf	1	0	0	0	0	0	0	0	0	0	0	0	0	1	0	0	0	1	0	0
MANAIG Mark Steven c	3	1	1	1	0	0	0	0	0	0	0	0	0	0	0	0	0	2	1	0
BERNARDO Adriane Ros 2b	2	1	1	0	0	0	0	1	0	0	0	0	0	0	0	0	0	1	2	0
VILLAFANA Kyle Rodri pr/ss	0	1	0	0	0	0	0	0	0	0	0	0	0	0	0	0	0	1	1	0
DIARAO Junmar p	0	0	0	0	0	0	0	0	0	0	0	0	0	0	0	0	0	0	1	0
EGUIA Vladimir p	0	0	0	0	0	0	0	0	0	0	0	0	0	0	0	0	0	0	0	0
NEROSA Raymond p	0	0	0	0	0	0	0	0	0	0	0	0	0	0	0	0	0	0	0	0
Totals	28	15	12	9	3	0	1	5	10	1	1	0	0	4	0	2	0	15	8	0

Singapore 0

PLAYER	AB	R	H	BI	2B	3B	HR	BB	SB	CS	HP	SH	SF	SO	IBB	KL	GDP	PO	A	E
WONG Kohei ss	2	0	0	0	0	0	0	0	0	0	0	0	0	0	0	0	0	1	2	0
BIN ZHRIN Naeem lf	2	0	0	0	0	0	0	0	0	0	0	0	0	0	0	0	0	1	0	0
EU Ean 2b/3b	2	0	0	0	0	0	0	0	0	0	0	0	0	1	0	0	0	1	0	2
ITO Jyoji 3b/p/p/p	2	0	0	0	0	0	0	0	0	0	0	0	0	0	0	0	0	0	0	0
WONG Ryota lb	1	0	0	0	0	0	0	1	0	0	0	0	0	0	0	0	0	4	1	0
BIN TAN SABRI Mohame rf/2b	1	0	1	0	0	0	0	0	0	1	1	0	0	0	0	0	0	2	0	0
CHUA Hae Seong Jerem dh	1	0	0	0	0	0	0	0	0	0	0	0	0	0	0	0	0	0	0	0
TAN Fong-Jun, Sean rf	0	0	0	0	0	0	0	0	0	0	0	0	0	0	0	0	0	1	0	0
CHIA Andre Shaw Jin c	1	0	0	0	0	0	0	0	0	0	0	0	0	0	0	0	0	4	1	1
TAY Ody Joo Shua cf	1	0	0	0	0	0	0	0	0	0	0	0	0	0	0	0	0	0	0	2
NG Eleazar Jie Xian p	0	0	0	0	0	0	0	0	0	0	0	0	0	0	0	0	0	1	0	0
PEREIRA HANS BENNO p	0	0	0	0	0	0	0	0	0	0	0	0	0	0	0	0	0	0	1	0
LO Jia En, Jeremiah p	0	0	0	0	0	0	0	0	0	0	0	0	0	0	0	0	0	0	0	0
LIM Gideon p	0	0	0	0	0	0	0	0	0	0	0	0	0	0	0	0	0	0	0	0
Totals	13	0	1	0	0	0	0	1	0	1	1	0	0	1	0	0	0	15	5	5

Philippines	IP	H	R	ER	BB	SO	WP	HP	BK	IBB	SH	SF	2B	3B	HR	AB	BF	FO	GO	NP
DIARAO Junmar W,1-0	4.0	1	0	0	0	1	0	0	0	0	0	0	0	0	0	12	12	6	4	42
EGUIA Vladimir	0.1	0	0	0	0	0	0	0	0	0	0	0	0	0	0	1	1	1	0	3
NEROSA Raymond	0.2	0	0	0	1	0	0	1	0	0	0	0	0	0	0	2	0	0	0	10
Singapore	IP	H	R	ER	BB	SO	WP	HP	BK	IBB	SH	SF	2B	3B	HR	AB	BF	FO	GO	NP
NG Eleazar Jie Xian L,0-1	2.0	1	2	0	1	1	0	0	0	0	0	0	0	0	0	8	9	3	2	31
PEREIRA HANS BENNO	1.0	2	1	1	0	1	0	0	0	0	0	0	0	0	0	5	5	1	1	12
LO Jia En, Jeremiah	0.0	5	5	5	1	0	0	0	0	0	0	0	2	0	0	5	6	0	0	17
LIM Gideon	1.1	3	7	6	3	1	3	1	0	0	0	0	1	0	1	7	11	1	2	38
ITO Jyoji	0.2	1	0	0	0	1	0	0	0	0	0	0	0	0	0	3	3	1	0	8

Umpires: HP: Cheuk Kiu WONG (HKG), 1B: CHEN, Tsung Hsin (TPE), 2B: Awaluddin Bin Abd Rahim (MAS)
3B: Seng Von (CAM)

Scorers: Eufrocina Angeles Gundaya (PHI), THELMA ANDOLA (PHI), Wang Hin LEUNG (HKG)

TC: Rick Dell (USA), Peter Chen (TPE)

Start: 13:32 Time: 1:47 Attendance: 194 Weather: Cloudy - 30°C

GAME SUMMARY - 7



THAILAND – HONG KONG, CHINA



Oct 31, 2024 at Clark (PHI)

 Thailand.....000 000 000 - 0 7 1
 Hong Kong, China...012 101 20X - 7 11 0

Thailand 0

PLAYER	AB	R	H	BI	2B	3B	HR	BB	SB	CS	HP	SH	SF	SO	IBB	KL	GDP	PO	A	E
MUANGKASEM NARUEPHOL 2b	4	0	2	0	0	1	0	0	0	0	0	1	0	1	0	0	0	2	2	0
RYOTO YUTHAI rf/lf	3	0	0	0	0	0	0	0	0	0	0	1	0	2	0	1	0	3	0	0
DARU JOSEPH MATTHEW cf	3	0	0	0	0	0	0	0	0	0	1	0	0	0	0	0	0	2	0	0
FAENGSSUP SURATIT lf	2	0	0	0	0	0	0	0	0	0	0	0	0	1	0	1	0	2	0	0
CHAISSONGKRAM Jake Ji 1b	2	0	1	0	0	0	0	0	0	0	0	0	0	0	0	0	0	4	0	0
CLARK ALEXANDER 3b	3	0	0	0	0	0	0	1	1	0	0	0	0	0	0	0	0	1	3	0
WUTTHIKORN PHOOMWUT c	4	0	2	0	0	0	0	0	0	1	0	0	0	1	0	0	0	0	2	0
BUNNAM Nirawit c	0	0	0	0	0	0	0	0	0	0	0	0	0	0	0	0	0	1	0	0
SOMSUAI SUEPSAK ss	4	0	0	0	0	0	0	0	0	0	0	0	0	2	0	0	0	0	1	1
NITUTHON PHONGSATHON dh	2	0	1	0	0	0	0	1	0	0	1	0	0	1	0	0	0	0	0	0
PHRAECHAI SAKAI lb/rf	2	0	1	0	0	0	0	0	0	0	1	1	0	0	0	0	0	9	0	0
SUKMUANG PHANUWAT p	0	0	0	0	0	0	0	0	0	0	0	0	0	0	0	0	0	0	1	0
LIN SUPPAKORN p	0	0	0	0	0	0	0	0	0	0	0	0	0	0	0	0	0	0	1	0
CHUTONGRAT Kiattisak p	0	0	0	0	0	0	0	0	0	0	0	0	0	0	0	0	0	0	0	0
Totals	29	0	7	0	0	1	0	2	1	1	3	3	0	8	0	2	0	24	10	1

Hong Kong, China 7

PLAYER	AB	R	H	BI	2B	3B	HR	BB	SB	CS	HP	SH	SF	SO	IBB	KL	GDP	PO	A	E
CHENG Hoi Ting ss	4	1	0	0	0	0	0	1	0	0	0	0	0	0	0	0	0	2	2	0
YUNG Tsun Wai lf	3	0	1	1	0	0	0	0	0	0	0	1	0	0	0	0	0	2	0	0
LEUNG Ho Nam ph/rf	1	0	0	0	0	0	0	0	0	0	0	0	0	0	0	0	0	0	0	0
WEN Tsz Yin Jordan cf	4	1	2	2	0	0	0	0	0	0	1	0	0	0	0	0	0	2	1	0
MOK Chun Lam pr/cf	0	0	0	0	0	0	0	0	0	0	0	0	0	0	0	0	0	0	0	0
NG Yau Pang rf/lf	5	1	1	0	0	0	0	0	0	0	0	0	0	1	0	0	0	0	0	0
LO Ho Lam Andy dh	3	2	2	1	0	0	0	1	0	0	0	0	0	0	0	0	0	0	0	0
TAM Ho Yin Benny c	2	0	1	1	0	0	0	0	0	0	1	1	0	1	0	1	0	6	3	0
MA Hon Man Ashley 3b	4	0	3	1	0	0	0	0	0	0	0	0	0	0	0	0	0	2	2	0
CHAN Sze Yue lb	3	1	1	1	1	0	0	0	0	0	0	0	1	0	0	0	1	12	1	0
CHAN Cheuk Kiu 2b	2	1	0	0	0	0	0	0	0	0	1	1	0	0	0	0	0	1	2	0
CHENG YU HIN OSCAR p	0	0	0	0	0	0	0	0	0	0	0	0	0	0	0	0	0	0	3	0
MOK Chun Pui p	0	0	0	0	0	0	0	0	0	0	0	0	0	0	0	0	0	0	0	0
TSANG Kin Nam p	0	0	0	0	0	0	0	0	0	0	0	0	0	0	0	0	0	0	1	0
Totals	31	7	11	7	1	0	0	2	0	0	3	3	1	2	0	1	1	27	15	0

Thailand	IP	H	R	ER	BB	SO	WP	HP	BK	IBB	SH	SF	2B	3B	HR	AB	BF	FO	GO	NP
SUKMUANG PHANUWAT L,0-1	3.0	5	3	3	1	0	1	2	0	0	2	1	0	0	0	11	17	4	5	42
LIN SUPPAKORN	3.0	5	4	4	1	1	2	1	0	0	1	0	1	0	0	13	16	3	5	38
CHUTONGRAT Kiattisak	2.0	1	0	0	0	1	0	0	0	0	0	0	0	0	0	7	7	3	1	21

Hong Kong, China	IP	H	R	ER	BB	SO	WP	HP	BK	IBB	SH	SF	2B	3B	HR	AB	BF	FO	GO	NP
CHENG YU HIN OSCAR W,1-0	7.0	7	0	0	1	6	0	2	0	0	3	0	0	1	0	23	29	3	10	85
MOK Chun Pui	1.0	0	0	0	1	0	0	0	0	0	0	0	0	0	0	3	4	3	0	16
TSANG Kin Nam	1.0	0	0	0	0	2	0	1	0	0	0	0	0	0	0	3	4	0	1	16

Umpires: HP: CHEN, Tsung Hsin (TPE), 1B: Albert Ian Casuga (PHI), 2B: Michael Allan Natividad (PHI), 3B: AWALUDDIN BIN ABD RAHIM (MAS)
 Scorers: Eufrocina Angeles Gundaya (PHI), THELMA ANDOLA (PHI), Delia Acuña (PHI), Emily JOU (TPE)
 TC: Rick Dell (USA), Michael Malgapo Zialcita (PHI)
 Start: 8:59 Time: 2:44 Attendance: 96 Weather: Cloudy - 27°C

GAME SUMMARY - 8



MALAYSIA - CAMBODIA



Oct 31, 2024 at Clark (PHI)

```
-----
Malaysia.....030 050 220 - 12 11 7
Cambodia.....402 100 010 - 8 8 6
-----
```

Malaysia 12

PLAYER	AB	R	H	BI	2B	3B	HR	BB	SB	CS	HP	SH	SF	SO	IBB	KL	GDP	PO	A	E
MUHAMMAD HAIKAL ODIN rf	6	1	1	1	0	0	0	0	1	0	0	0	0	0	0	0	0	2	0	1
RIDUAN MOHAMAD AMIRU lf	1	0	0	0	0	0	0	0	0	0	0	0	0	0	0	0	0	0	0	0
WAN NAZRI WAN NAZIRU p	4	2	1	1	0	0	0	1	1	0	0	0	0	1	0	0	0	0	1	0
IDRUS SAIDI MUHAMMAD ss	5	1	0	0	0	0	0	0	0	0	0	0	0	0	0	0	0	3	4	1
WAN AZMAN WAN AMIRUL dh	0	0	0	0	0	0	0	0	0	0	0	0	0	0	0	0	0	0	0	0
MOHD ROHAIZIMI MD AI lf	4	2	1	1	0	0	0	0	2	0	1	0	0	0	0	0	0	1	0	0
HAMDAN NIK MUHAMMAD 2b	4	2	2	0	0	1	0	1	0	1	0	0	0	0	0	0	0	2	0	1
NORAZMI MOHAMAD HAIK 2b	0	0	0	0	0	0	0	0	0	0	0	0	0	0	0	0	0	0	0	0
MD IDRIS MUHAMMAD LU 3b	2	1	1	1	0	0	0	0	1	0	0	0	0	0	0	0	0	1	2	2
YAACOB MOHD AL FAKRE ph/3b	1	0	1	2	0	0	0	1	1	0	0	1	0	0	0	0	0	1	2	2
ZULKIFFLI SYAMIER cf	5	1	2	2	1	0	0	0	0	0	0	0	0	1	0	0	0	3	0	0
MANSOR MUHAMAD AMIRU c	0	0	0	0	0	0	0	0	0	0	0	0	0	0	0	0	0	0	0	0
AMALUDIN SADIY SYAHM c	2	1	2	1	0	1	0	1	1	0	0	2	0	0	0	0	0	7	3	0
SOHAIMI MUHAMMAD HAK 1b	2	1	0	0	0	0	0	2	0	1	0	1	0	2	0	0	0	7	0	0
Totals	36	12	11	9	1	2	0	6	7	2	1	4	0	6	0	0	0	27	12	7

Cambodia 8

PLAYER	AB	R	H	BI	2B	3B	HR	BB	SB	CS	HP	SH	SF	SO	IBB	KL	GDP	PO	A	E
HOUN Vev 3b	4	1	1	0	0	0	0	1	3	0	0	0	0	1	0	0	0	2	1	2
DUN Vandara 2b	4	2	2	0	0	0	0	1	2	0	0	0	0	0	0	0	0	2	1	0
MET Pheakdey ss	4	2	1	0	0	0	0	1	0	0	0	0	0	0	0	0	0	1	1	0
LAV Sakada 1b	4	1	1	0	0	0	0	0	1	0	1	0	0	1	0	0	0	11	0	0
SUY Visal lf/cf	3	0	0	0	0	0	0	1	1	1	1	0	0	1	0	1	0	1	0	0
VUTH Vanneng dh	1	0	0	0	0	0	0	1	0	0	0	0	0	0	0	0	0	0	0	0
PHON Netra rf	3	0	1	0	0	0	0	0	3	0	0	0	0	0	0	0	0	0	3	1
POL Tharith rf	2	0	0	0	0	0	0	0	0	0	0	0	0	1	0	0	0	2	0	0
DEAP Soknim p/lf	2	1	0	0	0	0	0	1	1	0	0	0	0	0	0	0	0	0	3	2
RITH Chomrouen c	2	0	0	0	0	0	0	0	0	0	0	0	0	2	0	1	0	2	2	1
VYRA Titmony c	3	0	0	0	0	0	0	0	0	0	0	0	0	1	0	0	0	3	1	0
HENG Lyhour cf	2	1	1	0	0	0	0	1	0	0	0	0	0	1	0	1	0	2	0	0
CHHUY Bunhouth lf/p	2	0	1	1	0	0	0	0	0	0	0	0	0	0	0	0	0	1	0	0
Totals	36	8	8	1	0	0	0	6	12	1	2	0	0	8	0	3	0	27	12	6

Malaysia	IP	H	R	ER	BB	SO	WP	HP	BK	IBB	SH	SF	2B	3B	HR	AB	BF	FO	GO	NP
MOHD ROHAIZIMI MD AI	0.0	0	4	4	4	0	1	0	0	0	0	0	0	0	0	1	5	0	1	24
WAN NAZRI WAN NAZIRU W,1-0	9.0	8	4	2	2	8	1	2	2	0	0	0	0	0	0	35	39	9	5	118

Cambodia	IP	H	R	ER	BB	SO	WP	HP	BK	IBB	SH	SF	2B	3B	HR	AB	BF	FO	GO	NP
PHON Netra	4.1	5	8	5	2	3	2	0	0	0	1	0	1	1	0	19	22	6	5	66
DEAP Soknim L,0-2	3.1	5	4	1	3	3	1	1	0	0	3	0	0	0	0	13	20	3	3	79
CHHUY Bunhouth	1.1	1	0	0	1	0	0	0	0	0	0	0	0	1	0	4	5	2	1	23

Umpires: HP: Lester Pol Punzalan (PHI), 1B: Lester Pol Punzalan (PHI), 2B: Mathew Lee Lee (SGP), 3B: Lester Pol Punzalan (THA)
 Scorers: Delia Acuña (PHI), MARY ROSE ACUÑA (PHI), Emily JOU (TPE)
 TC: Roger Tsai (TPE), Edward C. Flores (PHI)
 Start: 13:37 Time: 3:30 Attendance: 88 Weather: Raining - 28°C

GAME SUMMARY - 9



SINGAPORE - INDONESIA



Oct 31, 2024 at Clark (PHI)

Singapore.....010 340 030 - 11 17 6
 Indonesia.....020 100 510 - 9 12 0

Singapore 11

PLAYER	AB	R	H	BI	2B	3B	HR	BB	SB	CS	HP	SH	SF	SO	IBB	KL	GDP	PO	A	E
WONG Kohei ss	5	2	2	3	1	0	0	0	0	0	0	0	0	2	0	0	0	1	0	2
BIN ZAHRIN Naeem lf/lb/3b	5	0	1	1	1	0	0	0	0	0	0	0	0	0	0	0	0	1	1	1
WONG Ryota lb/p/lb	5	0	3	1	0	0	0	0	0	0	0	0	0	0	0	0	0	7	1	0
ITO Jyoji 3b/p/3b/p	5	1	2	0	1	0	0	0	1	0	0	0	0	0	0	0	0	0	0	1
BIN TAN SABRI Mohame rf	4	1	1	0	0	0	0	1	0	0	0	0	0	1	0	1	0	3	1	0
TAM Joshua dh/3b	3	1	1	0	0	0	0	1	0	0	0	0	0	0	0	0	0	0	2	2
NG Eleazar Jie Xian p/p	0	0	0	0	0	0	0	0	0	0	0	0	0	0	0	0	0	0	0	0
LIM Xiang Jie lf	1	0	1	0	0	0	0	0	1	0	0	0	0	0	0	0	0	3	0	0
CHIA Andre Shaw Jin c	5	2	1	0	1	0	0	0	0	0	0	0	0	2	0	2	1	9	0	0
EU Ean 2b	5	2	2	4	0	0	1	0	0	0	0	0	0	1	0	0	0	2	5	0
TAY Ody Joo Shua cf	5	2	3	2	0	0	0	0	1	0	0	0	0	0	0	0	0	1	0	0
Totals	43	11	17	11	4	0	1	2	3	0	0	0	0	6	0	3	1	27	10	6

Indonesia 9

PLAYER	AB	R	H	BI	2B	3B	HR	BB	SB	CS	HP	SH	SF	SO	IBB	KL	GDP	PO	A	E
FABIL DIVA REZA dh	3	0	0	0	0	0	0	0	0	0	0	0	0	0	0	0	0	0	0	0
HAMDANI CHARIS ph/dh	3	0	0	0	0	0	0	0	0	0	0	0	0	1	0	0	0	0	0	0
RAMADHAN RIZKI JODIA 2b	4	1	1	0	0	0	0	1	1	0	1	0	0	1	0	0	0	2	2	0
RANJANI RANJANI 1b	4	1	1	0	0	0	0	1	0	0	0	0	0	2	0	0	0	14	1	0
KURNIAWAN MUHAMMAD V 3b	2	0	0	0	0	0	0	0	0	0	0	0	0	0	0	0	0	2	3	0
MAHMUD ADITYA MUFLIH ph/3b	2	2	1	0	1	0	0	0	0	0	0	1	0	1	0	0	0	0	0	0
ZULFIKAR Faldy Akhma c	4	2	2	1	0	0	0	0	0	0	1	0	0	0	0	0	0	5	2	0
AVERDI ACHMAD NOUVAL lf	1	1	0	0	0	0	0	0	0	0	0	1	0	1	0	0	0	2	0	0
MUTHAHHARI MUHAMMAD cf	3	1	1	1	0	0	0	0	0	0	0	0	0	1	0	1	0	1	0	0
AMINUDIN AKBAR KURNI rf	5	0	2	1	0	0	0	0	0	0	0	0	0	1	0	1	0	0	0	0
LAZUARDI NAZREY cf/lf	4	0	2	2	0	0	0	0	1	0	0	1	0	0	0	0	0	1	0	0
RAMADHAN RIZKI ss	4	1	2	1	0	0	0	0	1	0	0	0	1	0	0	0	0	0	3	0
MUHAMMAD HADI NUR p	0	0	0	0	0	0	0	0	0	0	0	0	0	0	0	0	0	0	0	0
ROZALI RAWAFI YAPUTR p	0	0	0	0	0	0	0	0	0	0	0	0	0	0	0	0	0	0	1	0
AKBAR Muhammad p	0	0	0	0	0	0	0	0	0	0	0	0	0	0	0	0	0	0	0	0
Totals	39	9	12	6	1	0	0	2	3	0	2	3	1	8	0	2	0	27	12	0

Singapore

	IP	H	R	ER	BB	SO	WP	HP	BK	IBB	SH	SF	2B	3B	HR	AB	BF	FO	GO	NP
TAM Joshua	1.0	3	2	1	0	1	0	1	0	0	2	0	0	0	0	6	9	1	2	30
ITO Jyoji W,1-0	8.0	6	2	1	0	7	0	0	0	0	0	1	1	0	0	30	31	9	7	103
NG Eleazar Jie Xian	0.0	0	4	3	2	0	1	1	0	0	1	0	0	0	0	4	0	0	15	
WONG Ryota	0.0	3	1	1	0	0	0	0	0	0	0	0	0	0	0	3	3	0	11	

Indonesia





	IP	H	R	ER	BB	SO	WP	HP	BK	IBB	SH	SF	2B	3B	HR	AB	BF	FO	GO	NP
MUHAMMAD HADI NUR	3.2	6	4	4	1	3	0	0	0	0	0	0	2	0	0	18	19	2	8	70
ROZALI RAWAFI YAPUTR L,0-1	3.2	10	7	7	1	2	1	0	0	0	0	0	2	0	1	19	20	3	4	72
AKBAR Muhammad	1.2	1	0	0	0	1	0	0	0	0	0	0	0	0	0	6	6	4	0	23

Umpires: HP: Mitsuhiro Tamura (JPN), 1B: Cheuk Kiu WONG (HKG), 2B: Roland Siacor (PHI),
 3B: Seng Von (CAM)
 Scorers: THELMA ANDOLA (PHI), Eufrocina Angeles Gundaya (PHI), Wang Hin LEUNG (HKG)
 TC: Peter Chan (TPE), Rhoym M. Landicho (PHI)
 Start: 13:38 Time: 3:55 Attendance: 87 Weather: Raining - 29°C




PLACEMENT ROUND, SUPER ROUND AND FINALS

STANDINGS

SUPER ROUND

RK		TEAM	GP	W	L	AVG	GB
1		PHILIPPINES	3	3	0	1.000	-
2		HONG KONG, CHINA	3	2	1	0.667	1
3		THAILAND	3	1	2	.333	2
4		SINGAPORE	3	0	3	.000	3

PLACEMENT ROUND

RK		TEAM	GP	W	L	AVG	GB
1		INDONESIA	2	2	0	1.000	-
2		MALAYSIA	2	1	1	.500	1
3		CAMBODIA	2	0	2	.000	2

PLACEMENT ROUND, SUPER ROUND AND FINALS

SCHEDULE AND RESULTS

FRIDAY NOVEMBER 1, 2024

#	Hour	Stadium	Group	Visitor Team	Home Team	Score	Inn
10	09:00	1	SR	 SINGAPORE	 HONG KONG, CHINA	4:14	7
11	13:30	2	PR	 CAMBODIA	 INDONESIA	1:22	5
12	13:30	1	SR	 THAILAND	 PHILIPPINES	5:9	

SATURDAY NOVEMBER 2, 2024

#	Hour	Stadium	Group	Visitor Team	Home Team	Score	Inn
13	09:00	1	SR	 SINGAPORE	 THAILAND	3:10	
14	13:30	2	PR	 INDONESIA	 MALAYSIA	14:4	
15	13:30	1	SR	 PHILIPPINES	 HONG KONG, CHINA	4:2	

SUNDAY NOVEMBER 3, 2024

#	Hour	Stadium	Group	Visitor Team	Home Team	Score	Inn
16	10:00	2	BRONZE 	 SINGAPORE	 THAILAND	10:11	
17	11:00	1	GOLD 	 HONG KONG, CHINA	 PHILIPPINES	2:9	

*Game 13/14/15 – Coin toss to determine home/visitors

GAME SUMMARY - 10



SINGAPORE - HONG KONG, CHINA (SUPER ROUND)



Nov 01, 2024 at Clark (PHI)

Singapore.....001 030 0 - 4 9 2
 Hong Kong, China...201 233 3 - 14 16 3

Singapore 4

PLAYER	AB	R	H	BI	2B	3B	HR	BB	SB	CS	HP	SH	SF	SO	IBB	KL	GDP	PO	A	E
WONG Kohei ss	3	0	1	0	0	0	0	0	0	1	0	0	0	1	0	0	0	3	0	2
ANG Joshua Aloysius ph/ss	1	0	0	0	0	0	0	0	0	0	0	0	0	0	0	0	0	0	0	0
BIN ZAHRIN Naeem lf	3	0	1	1	1	0	0	0	0	0	0	0	0	1	0	1	0	5	0	0
LEE Kuan Rong, Shane ph/lf	0	0	0	0	0	0	0	0	0	0	1	0	0	0	0	0	0	0	0	0
WONG Ryota 1b	3	1	1	0	0	0	0	0	0	0	0	0	0	0	0	0	0	3	1	0
TAN Caleb Cheng Jin ph/1b	1	0	0	0	0	0	0	0	0	0	0	0	0	1	0	0	0	0	0	0
ITO Jyoji 3b/p/3b/p	2	1	2	2	0	1	0	1	0	0	0	0	0	0	0	0	0	1	1	0
PEREIRA HANS BENNO p	0	0	0	0	0	0	0	0	0	0	0	0	0	0	0	0	0	0	0	0
LIM Wei Bin ph/cf	1	0	0	0	0	0	0	0	0	0	0	0	0	0	0	0	0	0	0	0
BIN TAN SABRI Mohame 2b	2	0	1	1	0	0	0	0	0	0	1	0	0	0	0	0	0	0	0	0
TAM Joshua dh/3b/p/3b	3	0	0	0	0	0	0	0	0	0	0	0	0	1	0	0	0	1	3	0
CHIA Andre Shaw Jin c	3	0	1	0	0	0	0	0	0	0	0	0	0	0	0	0	1	0	0	0
BIN MOHAMMAD RIDZUWA c	0	0	0	0	0	0	0	0	0	0	0	0	0	0	0	0	0	0	0	0
LIM Xiang Jie cf	3	0	0	0	0	0	0	0	0	0	0	0	0	3	0	0	0	3	0	0
LO Jia En, Jeremiah p	0	0	0	0	0	0	0	0	0	0	0	0	0	0	0	0	0	0	0	0
BAEK In Jae p	0	0	0	0	0	0	0	0	0	0	0	0	0	0	0	0	0	0	0	0
TAN Fong-Jun, Sean rf	3	2	2	0	0	0	0	0	0	0	0	0	0	0	0	0	0	3	0	0
NG Eleazar Jie Xian p	0	0	0	0	0	0	0	0	0	0	0	0	0	0	0	0	0	0	0	0
Totals	28	4	9	4	1	1	0	1	0	1	2	0	0	7	0	1	1	19	5	2

Hong Kong, China 14

PLAYER	AB	R	H	BI	2B	3B	HR	BB	SB	CS	HP	SH	SF	SO	IBB	KL	GDP	PO	A	E
CHENG Hoi Ting ss	5	1	1	0	1	0	0	0	0	0	0	0	0	0	0	0	0	3	2	1
YUNG Tsun Wai lf	4	2	1	1	0	0	0	1	3	0	0	0	0	0	0	0	0	0	0	0
WEN Tsz Yin Jordan cf	4	1	3	2	0	0	0	0	1	1	1	0	0	0	0	0	0	3	0	0
MOK Chun Lam pr	0	1	0	0	0	0	0	2	0	0	0	0	0	0	0	0	0	0	0	0
NG Yau Pang rf	4	4	3	1	0	0	0	1	0	1	0	0	0	0	0	0	0	1	0	0
LO Ho Lam Andy dh	3	1	1	2	1	0	0	0	0	0	0	0	1	0	0	0	0	0	0	0
FUNG Anson ph	0	1	0	0	0	0	0	1	0	0	0	0	0	0	0	0	0	0	0	0
TAM Ho Yin Benny c	3	1	1	2	0	0	0	0	1	0	0	0	1	0	0	0	0	7	0	0
TAM Ho Ki Bryan ph	1	0	0	0	0	0	0	0	0	0	0	0	0	0	0	0	0	0	0	0
MA Hon Man Ashley 3b	5	1	2	1	0	0	0	0	0	0	0	0	0	0	0	0	0	0	3	0
CHAN Sze Yue 1b	1	1	1	1	0	0	0	1	1	0	3	0	0	0	0	0	0	4	0	0
CHAN Cheuk Kiu 2b	3	0	3	2	0	0	0	0	0	0	0	1	0	0	0	0	0	3	2	0
LEE LONG CHING ph	0	0	0	1	0	0	0	0	0	0	1	0	0	0	0	0	0	0	0	0
LAM Lai Him p	0	0	0	0	0	0	0	0	0	0	0	0	0	0	0	0	0	0	2	1
MOK Chun Pui p	0	0	0	0	0	0	0	0	0	0	0	0	0	0	0	0	0	0	1	1
Totals	33	14	16	13	2	0	0	3	9	1	6	1	2	0	0	0	0	21	10	3

Singapore	IP	H	R	ER	BB	SO	WP	HP	BK	IBB	SH	SF	2B	3B	HR	AB	BF	FO	GO	NP
NG Eleazar Jie Xian L,0-2	2.2	5	3	3	1	0	1	1	0	0	0	1	1	0	0	12	15	8	0	49
ITO Jyoji	1.1	6	4	4	0	0	1	0	0	0	0	1	1	0	0	10	11	3	1	33
TAM Joshua	1.1	2	4	3	1	0	0	1	0	0	1	0	0	0	0	5	8	1	3	30
PEREIRA HANS BENNO	0.2	1	0	0	0	0	0	1	0	0	0	0	0	0	0	3	4	2	0	9
LO Jia En, Jeremiah	0.1	2	3	3	1	0	0	1	0	0	0	0	0	0	0	3	5	1	0	19
BAEK In Jae	0.0	0	0	0	0	0	0	2	0	0	0	0	0	0	0	0	2	0	0	4

Hong Kong, China	IP	H	R	ER	BB	SO	WP	HP	BK	IBB	SH	SF	2B	3B	HR	AB	BF	FO	GO	NP
LAM Lai Him W,1-0	5.0	9	4	4	1	5	0	1	0	0	0	0	1	1	0	22	24	3	5	77
MOK Chun Pui SV,1	2.0	0	0	0	0	2	0	1	0	0	0	0	0	0	0	6	7	3	1	28

Umpires: HP-Tsung-Hsin CHEN (TPE), 1B-Albert Ian CASUGA (PHI), 2B-Ricky Bernabe (PHI), 3B-LESTER POL PUNZALAN (PHI)

Scorers: MARY ROSE ACUÑA (PHI), Wang Hin LEUNG (HKG), Eufrocina Angeles Gundaya (PHI), MARY ROSE ACUÑA (PHI)

TC: Chin-Tsai CHEN (TPE), RHOY M. LANDICHO (PHI)

Start: 8:59 Time: 3:04 Attendance: 75 Weather: Sunny - 27°C

GAME SUMMARY - 11



CAMBODIA – INDONESIA (PLACEMENT ROUND)



Nov 01, 2024 at Clark (PHI)

Cambodia.....1 00 00 - 1 4 2
Indonesia.....(18)03 1X - 22 17 1

Cambodia 1

PLAYER	AB	R	H	BI	2B	3B	HR	BB	SB	CS	HP	SH	SF	SO	IBB	KL	GDP	PO	A	E
HOUN Vev 3b	2	1	1	0	0	0	0	0	0	0	0	0	0	0	0	0	0	1	4	0
SUY Visal lf	2	0	1	0	0	0	0	0	0	1	0	0	0	0	0	0	0	1	0	0
VUTH Vanneng 2b	2	0	0	0	0	0	0	0	0	1	0	0	0	1	0	0	0	1	1	1
DUN Vandara 2b	0	0	0	0	0	0	0	0	0	0	0	0	0	0	0	0	0	0	0	0
LAV Sakada lb	2	0	1	0	0	0	0	0	0	0	0	0	0	1	0	1	0	4	0	1
PHON Netra p/rf	2	0	1	0	0	0	0	0	1	0	0	0	0	0	0	0	0	1	0	0
DEAP Soknim rf	1	0	0	0	0	0	0	0	0	0	0	0	0	1	0	0	0	0	0	0
SAN Sotheary p/p	1	0	0	0	0	0	0	0	0	0	0	0	0	1	0	0	0	0	0	0
CHHUY Bunhouth p	0	0	0	0	0	0	0	0	0	0	0	0	0	0	0	0	0	0	0	0
PHOEURNG Kosal ss	1	0	0	0	0	0	0	0	0	0	0	0	0	1	0	1	0	0	0	0
MET Pheakdey ss	1	0	0	0	0	0	0	0	0	0	0	0	0	0	0	0	0	1	0	0
VYRA Titmony c	2	0	0	0	0	0	0	0	0	0	0	0	0	1	0	0	0	1	0	0
HENG Lyhour cf	2	0	0	0	0	0	0	0	0	0	0	0	0	1	0	0	0	2	0	0
Totals	18	1	4	0	0	0	0	0	1	2	0	0	0	7	0	2	0	12	5	2

Indonesia 22

PLAYER	AB	R	H	BI	2B	3B	HR	BB	SB	CS	HP	SH	SF	SO	IBB	KL	GDP	PO	A	E
MUTHAHHARI MUHAMMAD cf	4	3	2	1	0	1	0	0	1	0	0	0	0	0	0	0	0	0	0	0
RAMADHAN RIZKI JODIA 2b	2	2	2	2	1	0	0	0	0	0	0	0	0	0	0	0	0	0	1	0
SUASTA I GEDE RICKY ph/2b	2	1	1	1	0	0	0	0	2	0	0	0	0	0	0	0	0	1	1	0
RANJANI RANJANI lb	3	2	2	2	1	1	0	0	0	0	0	0	0	0	0	0	0	2	0	0
RAHMAN MUHAMMAD NAUF ph/lb	0	0	0	0	0	0	1	2	0	0	0	0	0	0	0	0	0	4	0	0
ZULFIKAR Faldy Akhma c	3	2	2	2	0	0	0	1	0	0	0	0	0	1	0	1	0	5	0	0
HAMDANI CHARIS c	1	0	0	0	0	0	0	0	0	0	0	0	0	0	0	0	0	2	2	0
MAHMUD ADITYA MUFLIH 3b	3	3	1	0	0	0	1	2	0	0	0	0	0	0	0	0	0	0	1	0
AMINUDIN AKBAR KURNI rf	3	2	1	1	0	0	1	1	0	0	0	0	0	0	0	0	0	0	0	0
OKTAVINDRA AHMAD RON dh	3	2	2	2	0	0	0	1	0	0	0	0	0	1	0	0	0	0	0	0
KURNIAWAN MUHAMMAD V pr/dh	1	1	1	1	1	0	0	0	0	0	0	0	0	0	0	0	0	0	0	0
LAZUARDI NAZREY lf	2	2	1	1	0	0	1	1	0	0	0	0	0	0	0	0	0	0	0	0
AVERDI ACHMAD NOUVAL lf	1	0	0	0	0	0	0	0	0	0	0	0	0	0	0	0	0	0	0	0
RAMADHAN RIZKI ss	4	2	2	3	0	0	0	1	0	0	0	0	0	0	0	0	0	1	2	1
FABIL DIVA REZA ss	0	0	0	0	0	0	0	0	0	0	0	0	0	0	0	0	0	0	0	0
AKBAR Muhammad p	0	0	0	0	0	0	0	0	0	0	0	0	0	0	0	0	0	0	1	0
ZAVIANDA MUHAMMAD AR p	0	0	0	0	0	0	0	0	0	0	0	0	0	0	0	0	0	0	0	0
TRIANJANA I GUSTI LA p	0	0	0	0	0	0	0	0	0	0	0	0	0	0	0	0	0	0	0	0
JHONATA URSANDI ALIF p	0	0	0	0	0	0	0	0	0	0	0	0	0	0	0	0	0	0	1	0
Totals	32	22	17	16	3	2	0	4	12	0	0	0	0	2	0	1	0	15	9	1

Cambodia	IP	H	R	ER	BB	SO	WP	HP	BK	IBB	SH	SF	2B	3B	HR	AB	BF	FO	GO	NP
PHON Netra L,0-2	0.1	9	13	3	2	0	0	0	0	0	0	0	2	1	0	12	14	1	1	51
SAN Sotheary	2.2	6	8	8	2	2	6	0	1	0	0	0	1	0	15	17	4	3	65	
CHHUY Bunhouth	1.0	2	1	1	0	0	0	0	0	0	0	0	1	0	5	5	2	1	18	
Indonesia	IP	H	R	ER	BB	SO	WP	HP	BK	IBB	SH	SF	2B	3B	HR	AB	BF	FO	GO	NP
AKBAR Muhammad	1.0	3	1	0	0	1	0	0	0	0	0	0	0	0	0	6	6	0	2	17
ZAVIANDA MUHAMMAD AR W,1-0	2.0	1	0	0	0	4	0	0	0	0	0	0	0	0	0	6	6	1	0	21
TRIANJANA I GUSTI LA	1.0	0	0	0	0	2	0	0	0	0	0	0	0	0	0	3	3	0	1	16
JHONATA URSANDI ALIF	1.0	0	0	0	0	0	0	0	0	0	0	0	0	0	0	3	3	0	3	4

Umpires: HP-Michael Allan Natividad (PHI), 1B-Roland Siacor (PHI), 2B-Tanate Kultate (THA), 3B-AWALUDDIN BIN ABD RAHIM _ (MAS)

Scorers: Eufrocina Angeles Gundaya (PHI), THELMA ANDOLA (PHI), Wang Hin LEUNG (HKG)

TC: Michael Malgapo Zialcita (PHI), EDWARD C. FLORES (PHI)

Start: 13:31 Time: 1:54 Attendance: 52 Weather: Sunny - 30°C

GAME SUMMARY - 12



THAILAND – PHILIPPINES (SUPER ROUND)



Nov 01, 2024 at Clark (PHI)

 Thailand.....013 000 010 - 5 8 5
 Philippines.....003 310 11X - 9 13 3

Thailand 5

PLAYER	AB	R	H	BI	2B	3B	HR	BB	SB	CS	HP	SH	SF	SO	IBB	KL	GDP	PO	A	E
MUANGKASEM NARUEPHOL 2b	5	0	1	0	1	0	0	0	0	0	0	0	0	1	0	0	0	0	1	0
RYOTO YUTHAI lf	3	1	0	0	0	0	0	0	0	0	0	0	0	2	0	0	0	3	0	0
FAENGSUP SURATIT ph/lf	2	0	0	0	0	0	0	0	0	0	0	0	0	1	0	1	0	1	0	0
DARU JOSEPH MATTHEW cf	5	0	1	0	0	0	0	0	0	0	0	0	0	1	0	0	0	6	0	0
CHAIKONGKRAM Jake Ji 1b	3	2	0	0	0	0	0	1	0	0	0	0	0	0	0	0	0	3	0	1
RAKNOI WETPHISIT pr	0	1	0	0	0	0	0	0	0	0	0	0	0	0	0	0	0	0	0	0
CHAIKAEW PAKORN 1b	1	0	0	0	0	0	0	0	0	0	0	0	0	1	0	0	0	0	0	0
CLARK ALEXANDER 3b	1	1	1	1	0	0	0	1	0	0	0	0	0	0	0	0	0	0	0	2
AUNMUEANG SITTHICHOK ph/3b	2	0	1	0	0	0	0	0	0	0	0	0	0	1	0	0	0	0	0	0
NITUTHON PHONGSATHON dh	4	0	1	0	0	0	0	0	0	0	0	0	0	3	0	1	0	0	0	0
WUTTHIKORN PHOOMWUT ss	3	0	2	2	1	0	0	1	0	1	0	0	0	1	0	1	0	3	0	1
BUNNAM Nirawit c	2	0	1	1	0	0	0	1	0	0	0	0	0	1	0	0	0	7	0	1
BUCHA SETTHAWUT ph/c	0	0	0	1	0	0	0	0	0	0	0	0	1	0	0	0	0	0	0	0
PHRAECHAI SAKAI rf	4	0	0	0	0	0	0	0	0	0	0	0	0	0	0	0	0	1	0	0
SOMSUAI SUEPSAK p	0	0	0	0	0	0	0	0	0	0	0	0	0	0	0	0	0	0	0	0
CHUTONGRAT Kiattisak p	0	0	0	0	0	0	0	0	0	0	0	0	0	0	0	0	0	0	0	0
SUKMUANG PHANUWAT p	0	0	0	0	0	0	0	0	0	0	0	0	0	0	0	0	0	0	0	0
SAYNONGKHAM THANAKHI p	0	0	0	0	0	0	0	0	0	0	0	0	0	0	0	0	0	0	0	0
Totals	35	5	8	5	2	0	0	4	0	1	0	0	1	12	0	3	0	24	1	5

Philippines 9

PLAYER	AB	R	H	BI	2B	3B	HR	BB	SB	CS	HP	SH	SF	SO	IBB	KL	GDP	PO	A	E
MERCADO Ian lf	5	2	1	0	1	0	0	0	0	0	0	0	0	2	0	2	0	2	0	0
DE VERA Lord Aragorn ss	4	1	3	2	0	0	0	0	2	0	1	0	0	0	0	0	0	2	4	1
SOBERANO Kyle Vincen cf	5	1	1	1	0	0	0	0	0	0	0	0	0	0	0	0	0	1	1	0
CAASALAN Clarence Ly 3b	4	2	2	2	0	0	0	0	0	0	0	0	1	2	0	0	0	2	1	1
BERONILLA Mark John dh	5	0	2	0	0	0	0	0	0	0	0	0	0	1	0	0	0	0	0	0
SY Harper Gerald 1b	4	0	1	1	1	0	0	0	1	0	0	0	0	0	0	0	0	4	0	0
VARGAS John Reymond rf	4	1	2	2	1	0	1	0	0	0	0	0	0	0	0	0	0	1	0	0
MANAIG Mark Steven c	4	1	1	1	0	0	1	0	0	0	0	0	0	1	0	1	0	14	1	0
BERNARDO Adriane Ros 2b	3	1	0	0	0	0	0	1	0	0	0	0	0	0	0	0	0	1	2	1
DE GUZMAN Amiel p	0	0	0	0	0	0	0	0	0	0	0	0	0	0	0	0	0	0	0	0
CAROLINO Mar Joseph p	0	0	0	0	0	0	0	0	0	0	0	0	0	0	0	0	0	0	0	0
NEROSA Raymond p	0	0	0	0	0	0	0	0	0	0	0	0	0	0	0	0	0	0	0	0
MACASAET Juan Paulo p	0	0	0	0	0	0	0	0	0	0	0	0	0	0	0	0	0	0	0	0
Totals	38	9	13	9	3	0	2	1	3	0	1	0	1	6	0	3	0	27	9	3

Thailand	IP	H	R	ER	BB	SO	WP	HP	BK	IBB	SH	SF	2B	3B	HR	AB	BF	FO	GO	NP
SOMSUAI SUEPSAK L,1-1	3.0	7	6	5	1	5	1	0	0	0	0	0	1	0	1	19	20	3	2	92
CHUTONGRAT Kiattisak	3.0	2	1	1	0	1	0	0	0	0	0	0	0	0	1	10	10	6	1	28
SUKMUANG PHANUWAT	1.0	3	1	1	0	0	0	0	0	0	0	0	1	0	0	6	6	3	0	12
SAYNONGKHAM THANAKHI	1.0	1	1	1	0	0	1	1	0	0	0	1	1	0	0	3	5	3	0	17

Philippines	IP	H	R	ER	BB	SO	WP	HP	BK	IBB	SH	SF	2B	3B	HR	AB	BF	FO	GO	NP
DE GUZMAN Amiel	4.0	5	4	0	2	5	0	0	0	0	0	0	1	0	0	18	20	2	4	76
CAROLINO Mar Joseph W,1-0	3.0	2	0	0	0	3	0	0	0	0	0	0	1	0	0	10	10	3	2	36
NEROSA Raymond	1.0	1	1	1	2	1	0	0	0	0	0	1	0	0	0	3	6	2	0	24
MACASAET Juan Paulo	1.0	0	0	0	0	3	0	0	0	0	0	0	0	0	0	4	4	0	0	15

Umpires: HP-Mitsuhiro mitsu (JPN), 1B-Mathew Lee (SGP), 2B-Cheuk Kiu WONG (HKG),
 3B-Von SENG (CAM)

Scorers: Delia Acuña (PHI), MARY ROSE ACUÑA (PHI), Emily JOU (TPE)

TC: Richard Eugene Dell (USA), Jung-Chung Tsai (TPE)

Start: 13:28 Time: 3:03 Attendance: 208 Weather: Sunny - 31°C

GAME SUMMARY - 13



SINGAPORE – THAILAND (SUPER ROUND)



Nov 02, 2024 at Clark (PHI)

Singapore.....001 002 000 - 3 8 2
Thailand.....001 500 40X - 10 6 4

Singapore 3

PLAYER	AB	R	H	BI	2B	3B	HR	BB	SB	CS	HP	SH	SF	SO	IBB	KL	GDP	PO	A	E
CHIA Audric ss/2b/rf	5	0	2	1	0	0	0	0	0	0	0	0	0	2	0	2	0	2	1	0
ANG Joshua Aloysius 2b/ss/lb	2	1	0	0	0	0	0	2	1	0	0	0	0	0	0	0	0	1	2	0
TAM Joshua dh	5	1	1	0	1	0	0	0	0	0	0	0	0	1	0	0	0	0	0	0
TAN Fong-Jun, Sean cf/rf	3	0	0	1	0	0	0	0	1	0	0	0	0	1	0	1	0	1	0	0
TAY Ody Joo Shua ph/cf	1	0	0	0	0	0	0	0	0	0	0	0	0	0	0	0	0	0	0	0
BIN MOHAMMAD RIDZUWA c	2	0	1	0	0	0	0	0	0	0	0	0	0	0	0	0	0	2	1	0
LIM Wei Bin cf	1	0	0	0	0	0	0	0	0	0	0	0	0	1	0	0	0	0	0	0
BIN TAN SABRI Mohame 2b	1	0	0	0	0	0	0	0	0	0	0	0	0	0	0	0	0	0	0	0
TAN Caleb Cheng Jin 1b	3	0	1	1	0	0	0	0	0	1	0	0	0	0	0	0	0	8	0	0
WONG Kohei ss	1	0	0	0	0	0	0	0	0	0	0	0	0	0	0	0	0	2	0	0
HOW Zuo Wei Ryan 3b/lf	4	0	1	0	0	0	0	0	0	1	0	0	0	1	0	0	0	1	1	0
LEE Kuan Rong, Shane lf	1	1	1	0	0	0	0	1	1	0	0	0	0	0	0	0	0	2	0	0
BIN ZAHIRIN Naeem 3b	1	0	0	0	0	0	0	1	0	0	0	0	0	0	0	0	0	0	2	1
LIM Xiang Jie rf/cf	1	0	0	0	0	0	0	0	0	0	0	0	0	1	0	1	0	2	0	0
CHUA Hae Seong Jerem ph/c	2	0	1	0	0	0	0	0	0	0	1	0	0	0	0	0	0	3	0	1
LO Jia En, Jeremiah p	0	0	0	0	0	0	0	0	0	0	0	0	0	0	0	0	0	0	0	0
BAEK In Jae p	0	0	0	0	0	0	0	0	0	0	0	0	0	0	0	0	0	0	0	0
LIM Gideon p	0	0	0	0	0	0	0	0	0	0	0	0	0	0	0	0	0	0	0	0
PEREIRA HANS BENNO p	0	0	0	0	0	0	0	0	0	0	0	0	0	0	0	0	0	0	0	0
Totals	33	3	8	3	1	0	0	4	3	2	1	0	0	7	0	4	0	24	7	2

Thailand 10

PLAYER	AB	R	H	BI	2B	3B	HR	BB	SB	CS	HP	SH	SF	SO	IBB	KL	GDP	PO	A	E
MUANGKASEM NARUEPHOL 2b	1	0	0	0	0	0	0	0	0	0	0	0	0	1	0	0	0	1	2	0
SOMSUAI SUEPSAK ph/ss	2	1	1	2	0	0	0	1	2	0	0	0	0	0	0	0	0	2	0	0
ANUCHA LUNGLOEK 2b	1	0	0	0	0	0	0	0	0	0	0	0	0	0	0	0	0	1	1	1
RYOTO YUTHAI lf	4	1	0	0	0	0	0	1	0	0	0	0	0	0	0	0	0	1	0	0
DARU JOSEPH MATTHEW cf	3	1	1	2	1	0	0	2	2	0	0	0	0	0	0	0	0	1	0	0
CHAISSONGKRAM Jake Ji dh	1	0	1	2	1	0	0	1	0	0	0	0	1	0	0	0	0	0	0	0
SUKMUANG PHANUWAT ph/dh	2	0	0	0	0	0	0	0	0	0	0	0	0	1	0	1	0	0	0	0
WUTTHIKORN PHOOMWUT ss/2b/ss	4	1	0	0	0	0	0	1	0	0	0	0	0	0	0	0	0	3	3	0
AUNMUEANG SITTHICHOK 3b	2	1	0	0	0	0	0	2	1	0	1	0	0	0	0	0	0	3	1	0
PHRAECHAI SAKAI rf	2	1	0	0	0	0	0	1	1	0	0	0	0	0	0	0	0	0	0	0
LOIVANICH THANAPATH rf	1	1	1	1	0	0	0	1	2	0	0	0	0	0	0	0	0	1	0	0
BUNNAM Nirawit c	2	2	1	0	0	0	0	2	1	0	0	0	0	0	0	0	0	7	2	1
BUCHA SETTHAWUT ph/c	1	0	0	0	0	0	0	0	0	0	0	0	0	1	0	1	0	0	0	0
CHAIKAEW PAKORN 1b	2	1	0	0	0	0	0	1	0	0	0	0	0	1	0	0	0	5	0	1
SAIBUAKAEW PIYATHAT 1b	2	0	1	0	0	0	0	0	0	0	0	0	0	0	0	0	0	2	0	0
CLARK ALEXANDER p	0	0	0	0	0	0	0	0	0	0	0	0	0	0	0	0	0	0	0	1
NITUTHON PHONGSATHON p	0	0	0	0	0	0	0	0	0	0	0	0	0	0	0	0	0	0	0	0
KHRUEAPROMMIN RATCHA p	0	0	0	0	0	0	0	0	0	0	0	0	0	0	0	0	0	0	0	0
CHUTONGRAT Kiattisak p	0	0	0	0	0	0	0	0	0	0	0	0	0	0	0	0	0	0	0	0
Totals	30	10	6	7	2	0	0	13	9	0	1	0	1	4	0	2	0	27	9	4

Singapore	IP	H	R	ER	BB	SO	WP	HP	BK	IBB	SH	SF	2B	3B	HR	AB	BF	FO	GO	NP
LO Jia En, Jeremiah L,0-1	4.0	3	6	6	8	2	1	0	0	0	0	1	2	0	0	14	23	6	4	95
BAEK In Jae	2.0	0	0	0	1	0	1	1	0	0	0	0	0	0	0	6	8	4	2	29
LIM Gideon	1.0	3	4	2	2	1	2	0	0	0	0	0	0	0	0	7	9	1	1	38
PEREIRA HANS BENNO	1.0	0	0	0	2	1	0	0	0	0	0	0	0	0	0	3	5	2	0	18
Thailand	IP	H	R	ER	BB	SO	WP	HP	BK	IBB	SH	SF	2B	3B	HR	AB	BF	FO	GO	NP
CLARK ALEXANDER W,1-0	6.0	7	3	2	2	6	0	0	2	0	0	0	1	0	0	22	25	5	3	94
NITUTHON PHONGSATHON	1.0	1	0	0	2	1	0	0	0	0	0	0	0	0	0	4	6	0	2	24
KHRUEAPROMMIN RATCHA	1.0	0	0	0	0	0	0	0	0	0	0	0	0	0	0	3	3	2	1	13
CHUTONGRAT Kiattisak	1.0	0	0	0	0	0	1	1	0	0	0	0	0	0	0	4	5	2	1	22

Umpires: HP-Albert Ian CASUGA (PHI), 1B-LESTER POL PUNZALAN (PHI), 2B-Cheuk Kiu WONG (HKG),
3B-AWALUDDIN BIN ABD RAHIM (MAS)
Scorers: Eufrocina Angeles Gundaya (PHI), Emily JOU (TPE), THELMA ANDOLA (PHI)
TC: Jung-Chung Tsai (TPE), Michael Malgapo Zialcita (PHI)
Start: 8:58 Time: 3:20 Attendance: 62 Weather: Sunny - 27°C

GAME SUMMARY - 14

INDONESIA – MALAYSIA (PLACEMENT ROUND)

Nov 02, 2024 at Clark (PHI)

Indonesia.....321 140 111 - 14 15 4
Malaysia.....000 200 110 - 4 7 1

Indonesia 14

PLAYER	AB	R	H	BI	2B	3B	HR	BB	SB	CS	HP	SH	SF	SO	IBB	KL	GDP	PO	A	E
LAZUARDI NAZREY lf	3	1	1	0	0	0	0	2	3	0	0	0	0	0	0	0	0	0	0	0
HAMDANI CHARIS ph/lf	1	1	0	0	0	0	0	1	0	0	0	0	0	0	0	0	0	0	0	0
RAMADHAN RIZKI JODIA 2b	2	1	0	0	0	0	0	1	0	0	0	1	0	0	0	0	0	1	1	0
SUASTA I GEDE RICKY 2b	2	0	0	0	0	0	0	0	0	0	0	0	0	0	0	0	0	2	1	0
RANJANI RANJANI rf/lb	3	3	2	2	0	0	0	2	4	0	0	0	1	0	0	0	0	11	0	0
ZULFIKAR Faldy Akhma c	4	2	4	3	2	0	0	1	3	0	1	0	0	0	0	0	0	5	1	0
KURNIAWAN MUHAMMAD V dh	1	0	0	0	0	0	0	0	1	0	2	0	0	0	0	0	0	0	0	0
AVERDI ACHMAD NOUVAL ph/dh	3	0	0	0	0	0	0	0	0	0	0	0	0	0	0	0	0	0	0	0
MAHMUD ADITYA MUFLIH 3b	2	0	0	1	0	0	0	0	0	0	1	0	0	0	0	0	0	0	0	0
MUTHAHHARI MUHAMMAD cf	2	2	1	0	0	0	0	1	2	0	0	0	0	0	0	0	0	2	0	0
FABIL DIVA REZA ss/3b	5	3	5	2	0	0	0	0	3	0	1	0	0	0	0	0	0	1	3	0
RAHMAN MUHAMMAD NAUF 1b	3	0	0	0	0	0	0	0	0	0	0	0	0	0	0	0	0	2	1	0
AMINUDIN AKBAR KURNI rf	2	0	1	2	1	0	0	0	0	0	0	0	1	0	0	0	0	1	0	0
RAMADHAN RIZKI cf/ss	4	1	1	2	0	1	0	2	2	1	0	0	0	0	0	0	0	1	2	2
NUGROHO NARENDRA BIS p	0	0	0	0	0	0	0	0	0	0	0	0	0	0	0	0	0	1	1	1
TRIANJANA I GUSTI LA p	0	0	0	0	0	0	0	0	0	0	0	0	0	0	0	0	0	0	0	0
JHONATA URSANDI ALIF p	0	0	0	0	0	0	0	0	0	0	0	0	0	0	0	0	0	0	1	1
MUHAMMAD HADI NUR p	0	0	0	0	0	0	0	0	0	0	0	0	0	0	0	0	0	0	0	0
Totals	37	14	15	12	3	1	0	10	18	1	5	1	2	0	0	0	0	27	11	4

Malaysia 4

PLAYER	AB	R	H	BI	2B	3B	HR	BB	SB	CS	HP	SH	SF	SO	IBB	KL	GDP	PO	A	E
YAACOB MOHD AL FAKRE 3b	2	0	1	0	1	0	0	0	0	0	0	0	0	0	0	0	0	1	1	0
MD IDRIS MUHAMMAD LU 3b	3	0	0	0	0	0	0	0	0	0	0	0	0	0	0	0	0	1	1	0
CHE YUSOFF MUHAMAD S dh	3	0	0	0	0	0	0	0	0	0	0	0	0	0	0	0	0	0	0	0
WAN AZMAN WAN AMIRUL ph/dh	2	0	0	1	0	0	0	0	0	0	0	0	0	0	0	0	0	0	0	0
MUHAMMAD HAIKAL ODIN rf	4	1	1	0	0	0	0	0	1	0	0	0	0	0	0	0	0	1	0	0
ZULKIFFLI SYAMIER cf	4	0	1	0	0	0	0	0	0	0	0	0	0	0	0	0	0	4	0	0
IDRUS SAIDI MUHAMMAD lf	3	2	1	1	0	1	0	0	1	0	0	1	0	0	0	0	0	1	0	0
RIDUAN MOHAMAD AMIRU ss	3	0	0	1	0	0	0	0	0	0	0	0	1	1	0	0	0	1	3	0
NORAZMI MOHAMAD HAIK 2b	1	0	0	0	0	0	0	0	0	0	0	0	0	1	0	0	0	1	0	1
HAMDAN NIK MUHAMMAD ph/2b	3	0	1	0	0	0	0	0	0	0	0	0	0	0	0	0	0	0	5	0
AMALUDIN SADIY SYAHM c	2	1	1	0	0	0	0	1	0	0	0	0	0	0	0	0	0	2	0	0
MANSOR MUHAMAD AMIRU c	1	0	0	0	0	0	0	0	0	0	0	0	0	0	0	0	0	0	0	0
SOHAIMI MUHAMMAD HAK 1b	4	0	1	0	0	0	0	0	0	0	0	0	0	0	0	0	0	14	1	0
MOHD ROHAIZIMI MD AI p	0	0	0	0	0	0	0	0	0	0	0	0	0	0	0	0	0	0	1	0
WAN NAZRI WAN NAZIRU p	0	0	0	0	0	0	0	0	0	0	0	0	0	0	0	0	0	1	3	0
Totals	35	4	7	3	1	1	0	1	2	0	0	1	1	2	0	0	0	27	15	1

Indonesia	IP	H	R	ER	BB	SO	WP	HP	BK	IBB	SH	SF	2B	3B	HR	AB	BF	FO	GO	NP
NUGROHO NARENDRA BIS	3.2	5	2	1	0	2	0	0	0	0	1	0	1	0	0	15	16	5	3	51
TRIANJANA I GUSTI LA W,1-0	2.1	0	0	0	1	0	0	0	0	0	0	0	0	0	0	8	9	3	4	27
JHONATA URSANDI ALIF	1.0	2	2	1	0	0	1	0	0	0	0	0	0	1	0	7	7	2	3	21
MUHAMMAD HADI NUR	2.0	0	0	0	0	0	0	0	0	0	0	1	0	0	0	5	6	3	3	15

Malaysia	IP	H	R	ER	BB	SO	WP	HP	BK	IBB	SH	SF	2B	3B	HR	AB	BF	FO	GO	NP
MOHD ROHAIZIMI MD AI L,0-2	2.0	4	6	6	5	0	1	3	0	0	1	0	1	0	0	9	18	3	3	74
WAN NAZRI WAN NAZIRU	7.0	11	8	8	5	0	0	2	0	0	0	2	2	1	0	28	37	8	10	126

Umpires: HP-Roland Siacor (PHI), 1B-Ricky Bernabe (PHI), 2B-Michael Allan Natividad (PHI), 3B-Tanate Kultate (THA)

Scorers: Eufrocina Angeles Gundaya (PHI), THELMA ANDOLA (PHI), Wang Hin LEUNG (HKG)

TC: RHOY M. LANDICHO (PHI), EDWARD C. FLORES (PHI)

Start: 13:29 Time: 3:12 Attendance: 53 Weather: Sunny - 31°C

GAME SUMMARY - 15



PHILIPPINES – HONG KONG, CHINA (SUPER ROUND)



Nov 02, 2024 at Clark (PHI)

Philippines.....100 002 100 - 4 10 2
 Hong Kong, China...000 020 000 - 2 4 2

Philippines 4

PLAYER	AB	R	H	BI	2B	3B	HR	BB	SB	CS	HP	SH	SF	SO	IBB	KL	GDP	PO	A	E
BOSITO Erwin cf	4	0	2	0	0	0	0	0	1	0	0	0	0	1	0	0	0	2	0	0
BERNARDO Adriane Ros ph/2b	1	0	0	0	0	0	0	0	0	0	0	0	0	0	0	0	0	1	1	0
DE VERA Lord Aragorn ss	3	2	0	0	0	0	0	1	2	0	1	0	0	0	0	0	0	2	4	0
BERONILLA Mark John 1b	2	0	0	0	0	0	0	1	0	0	0	0	0	1	0	1	0	6	1	0
SY Harper Gerald ph/1b	1	0	0	0	0	0	0	0	0	0	1	0	0	0	0	0	0	4	0	0
VARGAS John Reymond rf	4	0	2	2	0	0	0	1	2	0	0	0	0	1	0	0	0	1	0	0
PAULE Nigel lf	2	0	0	1	0	0	0	1	1	0	0	0	0	1	0	0	0	0	0	0
MERCADO Ian ph/lf	1	0	0	0	0	0	0	0	0	0	1	0	0	0	0	0	0	0	0	0
SAMUEL Renato Jr c	3	0	1	0	0	0	0	0	0	0	0	0	0	1	0	1	0	3	1	1
MANAIG Mark Steven ph/c	2	0	1	0	0	0	0	0	0	0	0	0	0	0	0	0	0	4	1	0
PAREJA Jennald 3b	5	1	2	0	0	0	0	0	0	0	0	0	0	0	0	1	2	5	0	0
MATANGUIHAN John Leo dh/p	1	0	0	0	0	0	0	1	1	0	0	0	0	1	0	1	0	0	0	0
CAASALAN Clarence Ly ph/p	3	0	1	0	0	0	0	0	0	1	0	0	0	0	0	0	0	0	0	0
VILLAFANA Kyle Rodri 2b	2	0	0	0	0	0	0	0	0	0	0	0	0	1	0	0	0	2	0	0
SOBERANO Kyle Vincen ph/2b/cf	1	1	1	1	0	0	0	0	1	0	0	0	1	0	0	0	0	0	0	0
PINEDA JOSHUA p	0	0	0	0	0	0	0	0	0	0	0	0	0	0	0	0	0	0	1	1
TORRES Kennedy p	0	0	0	0	0	0	0	0	0	0	0	0	0	0	0	0	0	0	0	0
Totals	35	4	10	4	0	0	0	5	8	1	3	0	1	7	0	3	1	27	14	2

Hong Kong, China 2

PLAYER	AB	R	H	BI	2B	3B	HR	BB	SB	CS	HP	SH	SF	SO	IBB	KL	GDP	PO	A	E
CHENG Hoi Ting ss	2	0	0	0	0	0	0	0	0	0	0	0	0	0	0	0	0	1	1	0
LEE LONG CHING ss	0	0	0	0	0	0	0	0	0	0	0	1	0	0	0	0	0	0	0	0
CHAN Sze Yue ph/1b	1	0	0	0	0	0	0	0	0	0	0	0	0	1	0	0	0	2	0	0
NG Yau Pang ph	0	0	0	0	0	0	0	0	0	0	0	0	0	0	0	0	0	0	0	0
YUNG Tsun Wai lf	3	0	0	0	0	0	0	1	1	0	0	0	0	1	1	0	0	1	0	0
TAM Ho Yin Benny dh	3	0	1	0	1	0	0	0	0	0	1	0	0	0	0	0	0	0	0	0
LO Ho Lam Andy rf	4	0	1	2	0	0	0	0	0	0	0	0	0	1	0	1	0	1	0	0
LEUNG Ho Nam c	2	0	0	0	0	0	0	2	0	1	0	0	0	0	0	0	0	9	2	1
MA Hon Man Ashley 3b/ss	4	0	0	0	0	0	0	0	0	0	0	0	0	1	0	0	0	2	2	1
FUNG Anson 1b/2b	4	0	1	0	0	0	0	0	0	0	0	0	0	1	0	0	0	4	3	0
CHAN Cheuk Kiu 2b/3b	3	1	0	0	0	0	0	1	0	0	0	0	0	3	0	0	0	1	0	0
MOK Chun Lam cf	4	1	1	0	0	0	0	0	0	1	0	0	0	0	0	0	0	5	0	0
TSANG Kin Nam p	0	0	0	0	0	0	0	0	0	0	0	0	0	0	0	0	0	1	0	0
WONG Yui Fung p	0	0	0	0	0	0	0	0	0	0	0	0	0	0	0	0	0	0	0	0
LEE Ho Chi Ryan p	0	0	0	0	0	0	0	0	0	0	0	0	0	0	0	0	0	0	0	0
KWOK Ching Connor p	0	0	0	0	0	0	0	0	0	0	0	0	0	0	0	0	0	0	0	0
Totals	30	2	4	2	1	0	0	4	1	2	1	1	0	8	1	1	0	27	8	2

Philippines	IP	H	R	ER	BB	SO	WP	HP	BK	IBB	SH	SF	2B	3B	HR	AB	BF	FO	GO	NP
PINEDA JOSHUA	4.0	2	2	0	2	4	0	1	0	0	0	0	1	0	0	15	18	1	8	69
TORRES Kennedy	0.2	1	0	0	2	0	0	0	0	1	1	0	0	0	0	2	5	1	1	12
MATANGUIHAN John Leo W,1-0	0.1	0	0	0	0	0	0	0	0	0	0	0	0	0	0	1	1	1	0	1
CAASALAN Clarence Ly SV,1	4.0	1	0	0	0	4	0	0	0	0	0	0	0	0	0	12	12	3	4	47

Hong Kong, China	IP	H	R	ER	BB	SO	WP	HP	BK	IBB	SH	SF	2B	3B	HR	AB	BF	FO	GO	NP
TSANG Kin Nam	5.0	5	1	1	5	7	0	0	0	0	0	0	0	0	0	20	25	5	3	101
WONG Yui Fung L,0-1	0.2	2	2	0	0	0	0	2	0	0	0	0	0	0	0	5	7	2	0	15
LEE Ho Chi Ryan	1.1	1	1	1	0	0	0	0	1	0	0	1	0	0	0	4	5	3	1	13
KWOK Ching Connor	2.0	2	0	0	0	0	0	1	0	0	0	0	0	0	0	6	7	2	2	21

Umpires: HP-Mitsuhiro mitsu (JPN), 1B-Tsung-Hsin CHEN (TPE), 2B-Mathew Lee (SGP), 3B-Von SENG (CAM)

Scorers: MARY ROSE ACUÑA (PHI), Delia Acuña (PHI), Emily JOU (TPE)

TC: Richard Eugene Dell (USA), Chin-Tsai CHEN (TPE)

Start: 13:30 Time: 3:10 Attendance: 487 Weather: Cloudy 31°C

INDIVIDUAL LEADERS SUMMARY

(INCLUDING GAMES 1-15)

BATTING LEADERS

BATTING AVERAGE (min 2.7 PA/G)

1. WEN Tsz Yin Jordan, HKG	.615
2. ZULFIKAR Faldy Akh, INA	.571
3. de Vera Lord Arago, PHI	.538
- Vargas John Reymon, PHI	.538
5. HAMDAN NIK MUHAMMA, MAS	.444
6. Manaig Mark Steven, PHI	.417
7. LO Ho Lam Andy, HKG	.412
8. AMINUDIN AKBAR KUR, INA	.400
- CHAN Cheuk Kiu, HKG	.400

RUNS

1. RYOTO YUTHAI, THA	7
- SOBERANO Kyle Vinc, PHI	7
3. CHENG Hoi Ting, HKG	6
- MUTHAHHARI MUHAMMA, INA	6
- NG Yau Pang, HKG	6
- PHRAECHAI SAKAI, THA	6
- RANJANI RANJANI, INA	6
- ZULFIKAR Faldy Akh, INA	6
9. 5 Tied at	5

DOUBLES

1. RYOTO YUTHAI, THA	3
2. 12 Tied at	2

TOTAL BASES

1. Vargas John Reymon, PHI	15
2. WEN Tsz Yin Jordan, HKG	10
- ZULFIKAR Faldy Akh, INA	10
4. de Vera Lord Arago, PHI	9
- LO Ho Lam Andy, HKG	9
- Manaig Mark Steven, PHI	9
7. RANJANI RANJANI, INA	8
- YUNG Tsun Wai, HKG	8
9. 9 Tied at	7

SACRIFICE HITS

1. AMALUDIN SADIY SYA, MAS	2
- CHAN Cheuk Kiu, HKG	2
- MUANGKASEM NARUEPH, THA	2
- SOHAIMI MUHAMMAD H, MAS	2
5. 14 Tied at	1

PLATE APPEARANCES

1. DARU JOSEPH MATTH, THA	23
2. LO Ho Lam Andy, HKG	21
- MA Hon Man Ashley, HKG	21
- RYOTO YUTHAI, THA	21
- YUNG Tsun Wai, HKG	21
6. WUTTHIKORN PHOOMWU, THA	20
7. 5 Tied at	19

STRIKEOUTS

1. NITUTHON PHONGSATH, THA	6
2. CHAN Cheuk Kiu, HKG	4
- DUN Vandara, CAM	4
- HENG Lyhour, CAM	4
- Lim Xiang Jie, SGP	4
- MUANGKASEM NARUEPH, THA	4
- POL Tharith, CAM	4
- RYOTO YUTHAI, THA	4
- SOHAIMI MUHAMMAD H, MAS	4

SLUGGING PCT (min 2.7 PA/G)

1. Vargas John Reymon, PHI	1.154
2. WEN Tsz Yin Jordan, HKG	.769
3. Manaig Mark Steven, PHI	.750
4. ZULFIKAR Faldy Akh, INA	.714
5. de Vera Lord Arago, PHI	.692
6. HAMDAN NIK MUHAMMA, MAS	.667
7. RANJANI RANJANI, INA	.615
8. CHAISONGKRAM Jake, THA	.545
9. LO Ho Lam Andy, HKG	.529

HITS

1. WEN Tsz Yin Jordan, HKG	8
- ZULFIKAR Faldy Akh, INA	8
3. de Vera Lord Arago, PHI	7
- LO Ho Lam Andy, HKG	7
- NG Yau Pang, HKG	7
- Vargas John Reymon, PHI	7
7. FABIL DIVA REZA, INA	6
- NG Yau Pang, HKG	6
9. 6 Tied at	5

TRIPLES

1. 12 Tied at	1
---------------	---

WALKS

1. CHAISONGKRAM Jake, THA	4
- DARU JOSEPH MATTH, THA	4
- WEN Tsz Yin Jordan, HKG	4
- WUTTHIKORN PHOOMWU, THA	4
5. 9 Tied at	3

SACRIFICE FLY

1. WUTTHIKORN PHOOMWU, THA	2
2. 14 Tied at	1

AT BATS

1. MA Hon Man Ashley, HKG	20
2. CHENG Hoi Ting, HKG	17
- DARU JOSEPH MATTH, THA	17
- LO Ho Lam Andy, HKG	17
- YUNG Tsun Wai, HKG	17
6. NG Yau Pang, HKG	16
- RYOTO YUTHAI, THA	16
8. RAMADHAN RIZKI, INA	15
9. 6 Tied at	14

STRIKEOUTS LOOKING

1. CHIA Andre Shaw Ji, SGP	2
- CHIA Audric Shaw H, SGP	2
- FAENG SUP SURATIT, THA	2
- LAV Sakada, CAM	2
- Mercado Ian, PHI	2
- NITUTHON PHONGSATH, THA	2
7. 33 Tied at	1

ON BASE PCT (min 2.7 PA/G)

1. WEN Tsz Yin Jordan, HKG	.737
2. de Vera Lord Arago, PHI	.647
- ZULFIKAR Faldy Akh, INA	.647
4. Vargas John Reymon, PHI	.600
5. CHAN Cheuk Kiu, HKG	.571
6. Bin Tan Sabri Moha, SGP	.545
- HAMDAN NIK MUHAMMA, MAS	.545
8. CHAN Sze Yue, HKG	.533
9. 3 Tied at	.500

RBI

1. LO Ho Lam Andy, HKG	9
2. SOMSUAI SUEPSAK, THA	7
- YUNG Tsun Wai, HKG	7
4. de Vera Lord Arago, PHI	6
- RAMADHAN RIZKI, INA	6
- RYOTO YUTHAI, THA	6
- Vargas John Reymon, PHI	6
- ZULFIKAR Faldy Akh, INA	6
9. 1 Tied at	5

HOMERUNS

1. Vargas John Reymon, PHI	2
2. ANUCHA LUNGLOEK, THA	1
- EU Ean An, SGP	1
- LOIVANICH THANAPAT, THA	1
- Manaig Mark Steven, PHI	1
- NITUTHON PHONGSATH, THA	1
- YUNG Tsun Wai, HKG	1

HIT BY PITCH

1. CHAN Sze Yue, HKG	4
- TAM Ho Yin Benny, HKG	4
3. CHAN Cheuk Kiu, HKG	3
4. 6 Tied at	2

STOLEN BASES

1. SOBERANO Kyle Vinc, PHI	6
2. DARU JOSEPH MATTH, THA	5
- LAZUARDI NAZREY, INA	5
- Vargas John Reymon, PHI	5
5. 8 Tied at	4

CAUGHT STEALING

1. HENG Lyhour, CAM	2
- SUY Visal, CAM	2
- WUTTHIKORN PHOOMWU, THA	2
4. 16 Tied at	1

GDP

1. CHIA Andre Shaw Ji, SGP	2
2. CHAN Sze Yue, HKG	1
- NG Yau Pang, HKG	1
- Pareja Jennald, PHI	1

INDIVIDUAL LEADERS SUMMARY

(INCLUDING GAMES 1-15)

PITCHING LEADERS

EARNED RUN AVG (min 0.8 IP/G)

1. Akbar Muhammad, INA	0.00
- Caasalan Clarence, PHI	0.00
- CHENG YU HIN OSCAR, HKG	0.00
- De Guzman Amiel, PHI	0.00
- Diarao Junmar, PHI	0.00
- KWOK Ching Connor, HKG	0.00
- PINEDA JOSHUA, PHI	0.00
8. Chutongrat Kiattis, THA	1.00
9. LEE Ho Chi Ryan, HKG	1.23

STRIKEOUTS

1. WAN NAZRI WAN NAZI, MAS	13
2. TSANG Kin Nam, HKG	9
3. Ito Jyoji, SGP	8
4. CLARK ALEXANDER, THA	7
- PHON Netra, CAM	7
- SOMSUAI SUEPSAK, THA	7
7. CHENG YU HIN OSCAR, HKG	6
8. 7 Tied at	5

GAMES

1. Chutongrat Kiattis, THA	4
- PHON Netra, CAM	4
- WAN NAZRI WAN NAZI, MAS	4
4. 8 Tied at	3

SACRIFICE FLIES AGAINST

1. Ito Jyoji, SGP	2
- PHON Netra, CAM	2
- WAN NAZRI WAN NAZI, MAS	2
4. 10 Tied at	1

BALKS

1. CLARK ALEXANDER, THA	2
- PALANIANDY VIMALLA, MAS	2
- WAN NAZRI WAN NAZI, MAS	2
4. LEE Ho Chi Ryan, HKG	1
- SAN Sotheary, CAM	1

HITS ALLOWED

1. WAN NAZRI WAN NAZI, MAS	27
2. PHON Netra, CAM	21
3. ROZALI RAWAFI YAPU, INA	15
4. Ito Jyoji, SGP	13
5. MOHD ROHAIZIMI MD, MAS	12
6. Lo Jia En, Jeremia, SGP	10
- PALANIANDY VIMALLA, MAS	10
8. 4 Tied at	9

WALKS ALLOWED (min 0.8 IP/G)

1. Caasalan Clarence, PHI	0
- Chutongrat Kiattis, THA	0
- Diarao Junmar, PHI	0
- Ito Jyoji, SGP	0
- KWOK Ching Connor, HKG	0
- LEE Ho Chi Ryan, HKG	0
- NUGROHO NARENDRA B, INA	0
8. 8 Tied at	1

OPPOSING AVG (min 0.8 IP/G)

1. Caasalan Clarence, PHI	.083
- Diarao Junmar, PHI	.083
3. KWOK Ching Connor, HKG	.133
- PINEDA JOSHUA, PHI	.133
5. Chutongrat Kiattis, THA	.212
6. TSANG Kin Nam, HKG	.217
7. Jasmin Romeo Jr., PHI	.222
8. LEE Ho Chi Ryan, HKG	.259
9. MUHAMMAD HADI NUR, INA	.261

WINS

1. 15 Tied at	1
---------------	---

GAMES STARTED

1. MOHD ROHAIZIMI MD, MAS	3
- PHON Netra, CAM	3
3. Akbar Muhammad, INA	2
- Ng Eleazar Jie Xia, SGP	2
- SUKMUANG PHANUWAT, THA	2
6. 18 Tied at	1

LOSSES

1. DEAP Soknim, CAM	2
- MOHD ROHAIZIMI MD, MAS	2
- Ng Eleazar Jie Xia, SGP	2
- PHON Netra, CAM	2
5. 7 Tied at	1

HIT BY PITCH

1. MOHD ROHAIZIMI MD, MAS	6
2. WAN NAZRI WAN NAZI, MAS	5
3. Baek In Jae, SGP	3
- DEAP Soknim, CAM	3
5. 10 Tied at	2

RUNS ALLOWED

1. PHON Netra, CAM	27
2. MOHD ROHAIZIMI MD, MAS	21
3. DALI ILYA SULAIMAN, MAS	18
- WAN NAZRI WAN NAZI, MAS	18
5. Lo Jia En, Jeremia, SGP	14
6. PALANIANDY VIMALLA, MAS	12
7. Lim Gideon, SGP	11
- ROZALI RAWAFI YAPU, INA	11
9. Ng Eleazar Jie Xia, SGP	9
10. 3 Tied at	8

INNINGS PITCHED

1. WAN NAZRI WAN NAZI, MAS	18.1
2. PHON Netra, CAM	10.2
3. Ito Jyoji, SGP	10.0
4. DEAP Soknim, CAM	9.1
5. Chutongrat Kiattis, THA	9.0
6. LEE Ho Chi Ryan, HKG	7.1
7. CHENG YU HIN OSCAR, HKG	7.0
- CLARK ALEXANDER, THA	7.0
- ROZALI RAWAFI YAPU, INA	7.0

SAVES

1. Caasalan Clarence, PHI	1
- MOK Chun Pui, HKG	1

SACRIFICE HITS AGAINST

1. CHENG YU HIN OSCAR, HKG	3
- DEAP Soknim, CAM	3
- TAM Joshua Jun Wen, SGP	3
4. PHON Netra, CAM	2
- SUKMUANG PHANUWAT, THA	2
6. 9 Tied at	1

WILD PITCHES

1. PHON Netra, CAM	6
- SAN Sotheary, CAM	6
3. Lim Gideon, SGP	5
- WAN NAZRI WAN NAZI, MAS	5
5. DEAP Soknim, CAM	3
- MOHD ROHAIZIMI MD, MAS	3
7. 5 Tied at	2

INTENTIONAL WALKS

Torres Kennedy, PHI	1
---------------------	---

EARNED RUNS (min 0.8 IP/G)

1. Akbar Muhammad, INA	0
- Caasalan Clarence, PHI	0
- CHENG YU HIN OSCAR, HKG	0
- De Guzman Amiel, PHI	0
- Diarao Junmar, PHI	0
- KWOK Ching Connor, HKG	0
- PINEDA JOSHUA, PHI	0
8. 5 Tied at	1

INDIVIDUAL LEADERS SUMMARY

(INCLUDING GAMES 1-15)

FIELDING LEADERS

PUTOUTS

1. SOHAIMI MUHAMMAD H, MAS	28
2. LAV Sakada, CAM	27
- RANJANI RANJANI, INA	27
4. CHAN Sze Yue, HKG	26
5. Bunnam Nirawit, THA	24
6. Manaig Mark Steven, PHI	23
- TAM Ho Yin Benny, HKG	23
8. Sy Harper Gerald, PHI	22
9. ZULFIKAR Faldy Akh, INA	15
10. 3 Tied at	14

ASSISTS

1. de Vera Lord Arago, PHI	14
2. MA Hon Man Ashley, HKG	10
3. CHENG Hoi Ting, HKG	9
4. MUANGKASEM NARUEPH, THA	8
5. RAMADHAN RIZKI, INA	7
- WUTTHIKORN PHOOMWU, THA	7
7. 3 Tied at	6

ERRORS

1. Bunnam Nirawit, THA	4
- MD IDRIS MUHAMMAD, MAS	4
- Wong Kohei, SGP	4
4. CLARK ALEXANDER, THA	3
- DEAP Soknim, CAM	3
- HOUN Vev, CAM	3
- RAMADHAN RIZKI, INA	3
8. 8 Tied at	2

CAUGHT STEALING

1. Manaig Mark Steven, PHI	4
2. Bunnam Nirawit, THA	3
- LEE Ho Chi Ryan, HKG	3
4. 12 Tied at	1

TEAM'S STATS RANKING (INCLUDING GAMES 1-15)

BATTING

TEAM	AVG	G	AB	R	H	2B	3B	HR	RBI	TB	SLG%	BB	HP	SO	GDP	OB%	SF	SH	SB-ATT
Indonesia	.364	4	132	46	48	8	3	0	35	62	.470	17	7	14	0	.453	3	4	33-35
Philippines	.351	4	134	41	47	8	2	3	32	68	.507	13	5	18	1	.419	3	0	25-27
Hong Kong, China	.338	5	151	44	51	9	0	1	41	63	.417	20	16	17	2	.455	4	5	17-20
Thailand	.331	5	154	60	51	13	3	3	49	79	.513	43	7	29	0	.483	5	5	31-33
Singapore	.299	4	117	18	35	6	1	1	18	46	.393	8	4	21	2	.364	0	0	6-10
Malaysia	.234	4	107	17	25	2	3	0	12	33	.308	8	3	21	0	.303	1	7	11-13
Cambodia	.216	4	111	15	24	2	0	0	5	26	.234	8	5	32	0	.298	0	1	16-23
TOTALS	.310	15	906	241	281	48	12	8	192	377	.416	117	47	152	5	.410	16	22	139-161

PITCHING

TEAM	ERA	W-L	SV	IP	GS	CG	SHO	H	R	ER	BB	SO	2B	3B	HR	AB	E/Avg	WP	HP	BK	IBB	SHA	SFA
Philippines	0.86	3-0	0	21.0	3	0	0	13	6	2	6	17	3	0	0	72	.181	0	1	0	0	0	1
Hong Kong, China	1.50	4-0	1	30.0	4	0	0	23	7	5	3	34	2	2	0	106	.217	2	6	0	0	3	0
Thailand	4.82	2-2	0	28.0	4	0	0	36	20	15	6	19	5	0	2	113	.319	6	8	0	0	6	2
Indonesia	7.20	1-2	0	20.0	3	0	0	33	25	16	4	14	6	2	1	94	.351	2	0	0	0	0	1
Cambodia	8.89	0-4	0	27.1	4	0	0	43	53	27	27	14	9	4	0	120	.358	16	4	1	0	6	4
Singapore	13.72	1-2	0	20.1	3	0	0	40	38	31	10	12	6	0	1	100	.400	6	9	0	0	4	3
Malaysia	25.00	1-2	0	18.0	3	0	0	43	55	50	24	14	9	2	4	101	.426	10	8	4	0	0	0
TOTALS	7.98	12-12	1	164.2	24	0	0	231	204	146	80	124	40	10	8	706	.327	42	36	5	0	19	11

DEFENSE

TEAM	C	PO	A	E	DP	FLD%	CSB	SBA	SBA%	CI	PB
Hong Kong, China	142	90	44	8	2	.944	5	2	.286	0	0
Philippines	92	63	26	3	1	.967	3	0	.000	0	0
Thailand	123	84	27	12	2	.902	1	7	.875	0	0
Indonesia	94	60	29	5	1	.947	2	8	.800	0	2
Singapore	94	61	20	13	1	.862	2	22	.917	0	1
Malaysia	83	54	17	12	1	.855	1	23	.958	0	1
Cambodia	124	82	29	13	1	.895	2	36	.947	0	2
TOTALS	752	494	192	66	9	.912	16	98	.860	0	6

TEAM'S STATS (INCLUDING GAMES 1-15)



CAMBODIA

CAM

(All Games, Sorted by Batting Avg)

#	PLAYER	AVG	GP-GS	AB	R	H	2B	3B	HR	RBI	TB	SLG%	BB	HP	SO	GDP	OB%	SF	SH	SB-ATT
10	CHHUY Bunhouth	.600	3-1	5	0	3	0	0	0	2	3	.600	0	1	1	0	.667	0	0	1-1
4	PHON Netra	.400	3-1	5	0	2	0	0	0	0	2	.400	0	0	0	0	.400	0	0	4-4
7	LAV Sakada	.357	4-4	14	1	5	1	0	0	2	6	.429	0	1	3	0	.400	0	0	1-2
19	DUN Vandara	.273	4-3	11	4	3	0	0	0	0	3	.273	1	0	4	0	.333	0	0	2-2
14	HOUN Vev	.250	4-4	12	3	3	1	0	0	0	4	.333	2	1	2	0	.400	0	0	4-5
15	MET Pheakdey	.231	4-3	13	3	3	0	0	0	1	3	.231	1	0	2	0	.286	0	0	1-1
16	HENG Lyhour	.200	4-4	10	2	2	0	0	0	0	2	.200	0	0	4	0	.200	0	0	1-3
9	SUY Visal	.167	4-4	12	1	2	0	0	0	0	2	.167	1	1	2	0	.286	0	0	1-3
5	vUTH Vanneng	.167	3-3	6	0	1	0	0	0	0	1	.167	1	0	2	0	.286	0	0	0-1
1	POV Odom	.000	1-0	0	0	0	0	0	0	0	0	.000	1	0	0	0	1.000	0	0	0-0
18	PHOEURNG Kosal	.000	1-1	1	0	0	0	0	0	0	0	.000	0	0	1	0	.000	0	0	0-0
13	VYRA Titmony	.000	4-3	11	0	0	0	0	0	0	0	.000	0	0	3	0	.000	0	0	0-0
12	DEAP Soknim	.000	3-1	3	1	0	0	0	0	0	0	.000	1	0	1	0	.250	0	0	1-1
2	POL Tharith	.000	3-3	5	0	0	0	0	0	0	0	.000	0	1	4	0	.167	0	1	0-0
8	SAN Sotheary	.000	1-0	1	0	0	0	0	0	0	0	.000	0	0	1	0	.000	0	0	0-0
3	RITH Chomrouen	.000	1-1	2	0	0	0	0	0	0	0	.000	0	0	2	0	.000	0	0	0-0
Totals		.216		111	15	24	2	0	5	26		.234	8	5	32	0	.298	0	1	16-23
Opponents		.358		120	53	43	9	4	40	60		.5	27	4	14	1	.477	4	6	36-38

(All Games, Sorted by Earned Run Avg)

#	PLAYER	ERA	W-L	SV	IP	G	GS	CG	SHO	H	R	ER	BB	SO	2B	3B	HR	AB	B/Avg	WP	HP	BK	IBB	SHA	SFA
12	DEAP Soknim	3.86	0-2	0	9.1	2	1	0	0	9	8	4	7	5	2	0	0	32	.281	3	3	0	0	3	0
4	PHON Netra	6.75	0-2	0	10.2	4	3	0	0	21	27	8	9	7	4	2	0	55	.382	6	1	0	0	2	2
10	CHHUY Bunhouth	7.36	0-0	0	3.2	3	0	0	0	4	6	3	6	0	2	1	0	13	.308	1	0	0	0	1	1
8	SAN Sotheary	27.00	0-0	0	2.2	1	0	0	0	6	8	8	2	2	0	1	0	15	.400	6	0	1	0	0	0
11	NGOK Reatrey	36.00	0-0	0	1.0	1	0	0	0	3	4	4	3	0	1	0	0	5	.600	0	0	0	0	0	1
Totals		8.89	0-4	0	27.1	4	4	0	0	43	53	27	27	14	9	4	0	120	.358	16	4	1	0	6	4
Opponents		1.80	4-0	0	30.0	4	4	0	0	24	15	6	8	32	2	0	0	111	.216	3	5	2	0	1	0

(All Games, Sorted by Fielding Pct)

#	PLAYER	C	PO	A	E	DP	FLD%	CSB	SBA	SBA%	CI	PB
16	HENG Lyhour	12	12	0	0	0	1.000	0	0	0	0	0
19	DUN Vandara	8	6	2	0	1	1.000	0	0	0	0	0
9	SUY Visal	6	5	1	0	0	1.000	0	0	0	0	0
10	CHHUY Bunhouth	5	2	3	0	0	1.000	0	0	0	0	0
2	POL Tharith	2	2	0	0	0	1.000	0	0	0	0	0
7	LAV Sakada	28	27	0	1	1	.964	0	0	0	0	0
13	VYRA Titmony	15	11	3	1	0	.933	1	23	.958	0	2
4	PHON Netra	7	1	5	1	0	.857	0	0	0	0	0
15	MET Pheakdey	10	5	3	2	0	.800	0	0	0	0	0
3	RITH Chomrouen	5	2	2	1	0	.800	1	5	.833	0	0
14	HOUN Vev	14	5	6	3	0	.786	0	5	1.000	0	0
12	DEAP Soknim	9	3	3	3	0	.667	0	0	0	0	0
5	vUTH Vanneng	3	1	1	1	0	.667	0	0	0	0	0
Totals		124	82	29	13	1	.895	2	33	.943	0	2
Opponents		154	90	48	16	1	.896	7	16	.696	0	0

TEAM'S STATS (INCLUDING GAMES 1-15)



HONG KONG, CHINA

HKG

(All Games, Sorted by Batting Avg)

#	PLAYER	AVG	GP-GS	AB	R	H	2B	3B	HR	RBI	TB	SLG%	BB	HP	SO	GDP	OB%	SF	SH	SB-ATT
11	WEN Tsz Yin Jordan	.615	4-4	13	4	8	2	0	0	5	10	.769	4	2	0	0	.737	0	0	1-2
24	LEE LONG CHING	.500	4-1	4	1	2	0	0	0	3	2	.500	0	1	1	0	.600	0	1	1-1
7	LO Ho Lam Andy	.412	5-5	17	5	7	2	0	0	9	9	.529	3	0	2	0	.476	1	0	0-0
2	CHAN Cheuk Kiu	.400	5-4	10	4	4	0	0	0	3	4	.400	1	3	4	0	.571	0	2	0-0
66	NG Yau Pang	.375	5-4	16	6	6	1	0	0	3	7	.438	1	1	1	1	.444	0	0	1-1
3	MA Hon Man Ashley	.350	5-5	20	3	7	0	0	0	4	7	.350	1	0	1	0	.381	0	0	1-1
59	YUNG Tsun Wai	.294	5-5	17	5	5	0	0	1	7	8	.471	2	0	1	0	.350	1	1	4-4
33	TAM Ho Yin Benny	.250	5-5	12	2	3	1	0	0	3	4	.333	1	4	1	0	.444	1	1	2-2
34	CHAN Sze Yue	.250	5-4	8	3	2	1	0	0	2	3	.375	2	4	1	1	.533	1	0	1-1
18	CHENG Hoi Ting	.235	5-5	17	6	4	2	0	0	2	6	.353	2	0	1	0	.316	0	0	1-1
56	LEUNG Ho Nam	.200	3-1	5	1	1	0	0	0	0	1	.200	2	0	1	0	.429	0	0	1-2
9	FUNG Anson	.200	3-1	5	2	1	0	0	0	0	1	.200	1	1	1	0	.429	0	0	0-0
6	MOK Chun Lam	.200	5-1	5	2	1	0	0	0	0	1	.200	0	0	1	0	.200	0	0	4-5
4	TAM Ho Ki Bryan	.000	2-0	2	0	0	0	0	0	0	0	.000	0	0	1	0	.000	0	0	0-0
Totals		.338		151	44	51	9	0	1	41	63	.417	20	16	17	2	.455	4	5	17-20
Opponents		.234		141	11	33	2	2	0	10	39	.277	8	9	41	2	.314	1	3	10-16

(All Games, Sorted by Earned Run Avg)

#	PLAYER	ERA	W-L	SV	IP	G	GS	CG	SHO	H	R	ER	BB	SO	2B	3B	HR	AB	B/Avg	WP	HP	BK	IBB	SHA	SFA
15	MOK Chun Pui	0.00	0-0	1	3.0	2	0	0	0	0	0	0	1	2	0	0	0	9	.000	0	1	0	0	0	0
38	LEUNG Ka Ho Sam	0.00	1-0	0	3.0	1	0	0	0	0	0	0	0	4	0	0	0	9	.000	0	0	0	0	0	0
48	KWOK Ching Connor	0.00	1-0	0	5.0	2	1	0	0	2	0	0	0	5	0	0	0	15	.133	0	2	0	0	0	0
93	WONG Yui Fung	0.00	0-1	0	0.2	1	0	0	0	2	2	0	0	0	0	0	0	5	.400	0	2	0	0	0	0
99	CHENG YU HIN OSCAR	0.00	1-0	0	7.0	1	1	0	0	7	0	0	1	6	0	1	0	23	.304	0	2	0	0	3	0
27	CHEUNG Chun Yin Al	0.00	0-0	0	1.0	1	0	0	0	0	0	0	0	3	0	0	0	4	.000	0	0	0	0	0	0
10	LEE Ho Chi Ryan	1.23	0-0	0	7.1	2	1	0	0	7	3	1	0	5	1	0	0	27	.259	0	0	1	0	0	1
40	TSANG Kin Nam	1.50	0-0	0	6.0	2	1	0	0	5	1	1	5	9	0	0	0	23	.217	0	1	0	0	0	0
17	LAM Lai Him	7.20	1-0	0	5.0	1	1	0	0	9	4	4	1	5	1	1	0	22	.409	0	1	0	0	0	0
94	Wong Sze Chun	9.00	0-0	0	1.0	1	0	0	0	1	1	1	0	2	0	0	0	4	.250	2	0	0	0	0	0
Totals		1.62	4-1	1	39.0	5	5	0	0	33	11	7	8	41	2	2	0	141	.234	2	9	1	0	3	1
Opponents		9.17	1-4	1	36.1	5	5	0	0	51	44	37	20	17	9	0	1	151	.338	11	16	0	1	5	4

(All Games, Sorted by Fielding Pct)

#	PLAYER	C	PO	A	E	DP	FLD%	CSB	SBA	SBA%	CI	PB
34	CHAN Sze Yue	32	26	6	0	3	1.000	0	0	0	0	0
2	CHAN Cheuk Kiu	11	6	5	0	0	1.000	0	0	0	0	0
11	WEN Tsz Yin Jordan	10	9	1	0	1	1.000	0	0	0	0	0
9	FUNG Anson	7	4	3	0	1	1.000	0	0	0	0	0
59	YUNG Tsun Wai	5	4	1	0	0	1.000	0	0	0	0	0
4	TAM Ho Ki Bryan	3	3	0	0	0	1.000	0	1	1.000	0	0
99	CHENG YU HIN OSCAR	3	0	3	0	0	1.000	0	0	0	0	0
48	KWOK Ching Connor	2	1	1	0	0	1.000	0	0	0	0	0
40	TSANG Kin Nam	2	1	1	0	0	1.000	0	0	0	0	0
7	LO Ho Lam Andy	1	1	0	0	0	1.000	0	0	0	0	0
66	NG Yau Pang	1	1	0	0	0	1.000	0	0	0	0	0
33	TAM Ho Yin Benny	28	23	4	1	0	.964	1	1	.500	0	0
18	CHENG Hoi Ting	20	10	9	1	1	.950	0	0	0	0	0
56	LEUNG Ho Nam	16	13	2	1	0	.938	1	8	.889	0	0
3	MA Hon Man Ashley	15	4	10	1	1	.933	0	0	0	0	0
24	LEE LONG CHING	7	6	0	1	0	.857	0	0	0	0	0
6	MOK Chun Lam	6	5	0	1	0	.833	0	0	0	0	0
10	LEE Ho Chi Ryan	4	0	3	1	0	.750	3	0	.000	0	0
17	LAM Lai Him	3	0	2	1	1	.667	1	0	.000	0	0
15	MOK Chun Pui	2	0	1	1	0	.500	0	0	0	0	0
94	Wong Sze Chun	1	0	0	1	0	.000	0	0	0	0	0
Totals		179	117	52	10	3	.944	6	10	.625	0	0
Opponents		158	109	38	11	1	.93	3	17	.850	0	1

TEAM'S STATS (INCLUDING GAMES 1-15)



INDONESIA

INA

(All Games, Sorted by Batting Avg)

#	PLAYER	AVG	GP-GS	AB	R	H	2B	3B	HR	RBI	TB	SLG%	BB	HP	SO	GDP	OB%	SF	SH	SB-ATT
32	FABIL DIVA REZA	.667	4-3	9	3	6	0	0	0	2	6	.667	0	1	0	0	.700	0	0	3-4
99	OKTAVINDRA AHMAD R	.667	1-1	3	2	2	0	0	0	2	2	.667	0	0	1	0	.667	0	0	1-1
2	ZULFIKAR Faldy Akh	.571	4-4	14	6	8	2	0	0	6	10	.714	1	2	1	0	.647	0	0	4-4
7	MUTHAHHARI MUHAMMA	.444	3-1	9	6	4	0	1	0	2	6	.667	1	0	1	0	.500	0	0	3-3
22	AMINUDIN AKBAR KUR	.400	3-2	10	2	4	1	0	0	4	5	.500	1	0	1	0	.417	1	0	1-1
68	RANJANI RANJANI	.385	4-4	13	6	5	1	1	0	4	8	.615	3	0	2	0	.471	1	0	4-4
39	RAMADHAN RIZKI JOD	.364	4-4	11	4	4	1	0	0	2	5	.455	2	1	1	0	.500	0	1	1-1
30	LAZUARDI NAZREY	.364	4-4	11	3	4	0	0	0	3	4	.364	3	0	0	0	.500	0	1	5-5
10	RAMADHAN RIZKI	.333	4-4	15	4	5	0	1	0	6	7	.467	2	0	2	0	.389	1	0	4-5
9	SUASTA I GEDE RICK	.333	3-0	6	1	2	0	0	0	2	2	.333	0	0	1	0	.333	0	0	2-2
44	KURNIAWAN MUHAMMAD	.333	4-2	6	2	2	2	0	0	1	4	.667	0	2	0	0	.500	0	0	1-1
17	MAHMUD ADITYA MUFL	.250	4-3	8	5	2	1	0	0	1	3	.375	1	1	1	0	.400	0	1	2-2
56	HAMDANI CHARIS	.000	4-0	5	1	0	0	0	0	0	0	.000	1	0	1	0	.167	0	0	0-0
11	RAHMAN MUHAMMAD NA	.000	3-2	5	0	0	0	0	0	0	0	.000	1	0	1	0	.167	0	0	2-2
8	AVERDI ACHMAD NOUV	.000	4-2	7	1	0	0	0	0	0	0	.000	1	0	1	0	.125	0	1	0-0
Totals		.364		132	46	48	8	3	0	35	62	.470	17	7	14	0	.453	3	4	33-35
Opponents		.310		129	29	40	7	3	1	24	56	.434	5	0	16	1	.331	2	1	10-12

(All Games, Sorted by Earned Run Avg)

#	PLAYER	ERA	W-L	SV	IP	G	GS	CG	SHO	H	R	ER	BB	SO	2B	3B	HR	AB	B/Avg	WP	HP	BK	IBB	SHA	SFA
51	Akbar Muhammad	0.00	0-1	0	4.0	3	2	0	0	8	8	0	2	2	1	1	0	22	.364	0	0	0	0	0	0
3	TRIANJANA I GUSTI	0.00	1-0	0	3.1	2	0	0	0	0	0	0	1	2	0	0	0	11	.000	0	0	0	0	0	0
64	NUGROHO NARENDRA B	2.45	0-0	0	3.2	1	1	0	0	5	2	1	0	2	1	0	0	15	.333	0	0	0	0	1	0
31	JHONATA URSANDI AL	4.50	0-0	0	2.0	2	0	0	0	2	2	1	0	0	0	1	0	10	.200	1	0	0	0	0	0
19	ZAVIANDA MUHAMMAD	5.40	1-0	0	3.1	2	0	0	0	4	2	2	0	5	0	0	0	13	.308	1	0	0	0	0	0
71	MUHAMMAD HADI NUR	6.35	0-0	0	5.2	2	1	0	0	6	4	4	1	3	2	0	0	23	.261	0	0	0	0	0	1
6	ROZALI RAWAFI YAPU	12.86	0-1	0	7.0	2	0	0	0	15	11	10	1	2	3	1	1	35	.429	1	0	0	0	0	1
Totals		5.59	2-2	0	29.0	4	4	0	0	40	29	18	5	16	7	3	1	129	.310	3	0	0	0	1	2
Opponents		10.24	2-2	0	29.0	4	4	0	0	48	46	33	17	14	8	3	0	132	.364	8	7	1	0	4	3

(All Games, Sorted by Fielding Pct)

#	PLAYER	C	PO	A	E	DP	FLD%	CSB	SBA	SBA%	CI	PB
68	RANJANI RANJANI	28	27	1	0	1	1.000	0	0	0	0	0
2	ZULFIKAR Faldy Akh	18	15	3	0	0	1.000	0	10	1.000	0	2
11	RAHMAN MUHAMMAD NA	15	14	1	0	0	1.000	0	0	0	0	0
39	RAMADHAN RIZKI JOD	11	5	6	0	1	1.000	0	0	0	0	0
9	SUASTA I GEDE RICK	8	3	5	0	0	1.000	0	0	0	0	0
44	KURNIAWAN MUHAMMAD	6	2	4	0	0	1.000	0	0	0	0	0
56	HAMDANI CHARIS	5	3	2	0	0	1.000	1	0	.000	0	0
30	LAZUARDI NAZREY	4	4	0	0	0	1.000	0	0	0	0	0
8	AVERDI ACHMAD NOUV	4	4	0	0	0	1.000	0	0	0	0	0
7	MUTHAHHARI MUHAMMA	3	3	0	0	0	1.000	0	0	0	0	0
6	ROZALI RAWAFI YAPU	1	0	1	0	0	1.000	0	0	0	0	0
22	AMINUDIN AKBAR KUR	1	1	0	0	0	1.000	0	0	0	0	0
10	RAMADHAN RIZKI	14	4	7	3	1	.786	0	0	0	0	0
32	FABIL DIVA REZA	8	1	5	2	0	.750	0	0	0	0	0
64	NUGROHO NARENDRA B	3	1	1	1	0	.667	0	0	0	0	0
31	JHONATA URSANDI AL	3	0	2	1	0	.667	0	0	0	0	0
17	MAHMUD ADITYA MUFL	2	0	1	1	0	.500	0	0	0	0	0
51	Akbar Muhammad	2	0	1	1	0	.500	1	0	.000	0	0
Totals		136	87	40	9	1	.934	2	10	.833	0	2
Opponents		135	87	39	9	1	.933	2	33	.943	0	3

TEAM'S STATS (INCLUDING GAMES 1-15)



MALAYSIA

MAS

(All Games, Sorted by Batting Avg)

#	PLAYER	AVG	GP-GS	AB	R	H	2B	3B	HR	RBI	TB	SLG%	BB	HP	SO	GDP	OB%	SF	SH	SB-ATT
3	AMALUDIN SADIY SYA	.500	3-2	6	2	3	0	1	0	1	5	.833	2	0	2	0	.625	0	2	1-1
77	HAMDAN NIK MUHAMMA	.444	3-2	9	2	4	0	1	0	0	6	.667	2	0	0	0	.545	0	0	0-1
11	YAACOB MOHD AL FAK	.400	3-2	5	0	2	1	0	0	2	3	.600	1	0	0	0	.500	0	1	1-1
5	MOHD ROHAIZIMI MD	.333	2-1	6	2	2	0	0	0	1	2	.333	0	2	0	0	.500	0	0	2-2
97	MUHAMMAD HAIKAL OD	.286	4-4	14	2	4	0	0	0	1	4	.286	0	0	2	0	.286	0	0	3-3
9	ZULKIFFLI AHMAD SY	.273	3-3	11	1	3	1	0	0	2	4	.364	0	0	3	0	.273	0	0	0-0
32	WAN NAZRI WAN NAZI	.250	1-0	4	2	1	0	0	0	1	1	.250	1	0	1	0	.400	0	0	1-1
20	IDRUS SAIDI MUHAMM	.231	4-4	13	4	3	0	1	0	1	5	.385	0	0	3	0	.231	0	1	1-1
79	CHE YUSOFF MUHAMAD	.167	3-2	6	0	1	0	0	0	0	1	.167	0	0	0	0	.167	0	0	0-0
64	MD IDRIS MUHAMMAD	.143	3-2	7	1	1	0	0	0	1	1	.143	0	0	2	0	.143	0	0	1-1
17	SOHAIMI MUHAMMAD H	.111	4-4	9	1	1	0	0	0	0	1	.111	2	0	4	0	.273	0	2	0-1
2	MANSOR MUHAMAD AMI	.000	3-2	3	0	0	0	0	0	0	0	.000	0	0	0	0	.000	0	0	0-0
8	NORAZMI MOHAMAD HA	.000	3-2	2	0	0	0	0	0	0	0	.000	0	1	2	0	.333	0	0	0-0
99	WAN AZMAN WAN AMIR	.000	4-3	6	0	0	0	0	0	1	0	.000	0	0	1	0	.000	0	1	0-0
88	RIDUAN MOHAMAD AMI	.000	3-3	6	0	0	0	0	0	1	0	.000	0	0	1	0	.000	1	0	1-1
Totals		.234		107	17	25	2	3	0	12	33	.308	8	3	21	0	.303	1	7	11-13
Opponents		.420		138	69	58	12	3	4	54	88	.638	34	13	14	0	.561	2	1	41-43

(All Games, Sorted by Earned Run Avg)

#	PLAYER	ERA	W-L	SV	IP	G	GS	CG	SHO	H	R	ER	BB	SO	2B	3B	HR	AB	B/Avg	WP	HP	BK	IBB	SHA	SFA
32	WAN NAZRI WAN NAZI	7.85	1-0	0	18.1	4	0	0	0	27	18	16	8	13	2	1	1	78	.346	5	5	2	0	0	2
5	MOHD ROHAIZIMI MD	30.18	0-2	0	5.2	3	3	0	0	12	21	19	14	0	3	0	0	31	.387	3	6	0	0	1	0
27	PALANIANDY VIMALLA	54.00	0-1	0	2.0	1	1	0	0	10	12	12	5	0	6	0	1	16	.625	1	0	2	0	0	0
10	DALI ILYA SULAIMAN	153.00	0-0	0	1.0	1	0	0	0	9	18	17	7	1	1	2	2	13	.692	2	2	0	0	0	0
Totals		21.33	1-3	0	27.0	4	4	0	0	58	69	64	34	14	12	3	4	138	.420	11	13	4	0	1	2
Opponents		2.89	3-1	0	28.0	4	4	0	0	25	17	9	8	21	2	3	0	107	.234	6	3	0	0	7	1

(All Games, Sorted by Fielding Pct)

#	PLAYER	C	PO	A	E	DP	FLD%	CSB	SBA	SBA%	CI	PB
17	SOHAIMI MUHAMMAD H	29	28	1	0	0	1.000	0	0	0	0	0
88	RIDUAN MOHAMAD AMI	5	2	3	0	0	1.000	0	0	0	0	0
32	WAN NAZRI WAN NAZI	5	1	4	0	1	1.000	1	0	.000	0	0
2	MANSOR MUHAMAD AMI	3	3	0	0	0	1.000	0	12	1.000	0	2
79	CHE YUSOFF MUHAMAD	2	2	0	0	0	1.000	0	0	0	0	0
5	MOHD ROHAIZIMI MD	2	1	1	0	0	1.000	0	0	0	0	0
99	WAN AZMAN WAN AMIR	1	1	0	0	0	1.000	0	0	0	0	0
3	AMALUDIN SADIY SYA	16	12	3	1	1	.938	1	29	.967	0	1
9	ZULKIFFLI AHMAD SY	10	9	0	1	1	.900	0	0	0	0	0
77	HAMDAN NIK MUHAMMA	10	3	6	1	0	.900	0	0	0	0	0
20	IDRUS SAIDI MUHAMM	10	5	4	1	1	.900	0	0	0	0	0
8	NORAZMI MOHAMAD HA	7	4	2	1	0	.857	0	0	0	0	0
97	MUHAMMAD HAIKAL OD	7	6	0	1	0	.857	0	0	0	0	0
11	YAACOB MOHD AL FAK	7	2	3	2	0	.714	0	0	0	0	0
64	MD IDRIS MUHAMMAD	10	2	4	4	1	.600	0	0	0	0	0
10	DALI ILYA SULAIMAN	2	0	1	1	0	.500	0	0	0	0	0
Totals		126	81	32	13	1	.897	2	41	.953	0	3
Opponents		128	84	31	13	1	.898	2	11	.846	0	0

TEAM'S STATS (INCLUDING GAMES 1-15)



PHILIPPINES

PHI

(All Games, Sorted by Batting Avg)

#	PLAYER	AVG	GP-GS	AB	R	H	2B	3B	HR	RBI	TB	SLG%	BB	HP	SO	GDP	OB%	SF	SH	SB-ATT
27	Matanguihan John L	.667	3-1	3	1	2	0	0	0	1	2	.667	1	0	1	0	.750	0	0	1-1
11	de Vera Lord Arago	.538	4-4	13	4	7	0	1	0	6	9	.692	2	2	0	0	.647	0	0	4-4
13	Vargas John Reymon	.538	4-4	13	5	7	2	0	2	6	15	1.154	2	0	2	0	.600	0	0	5-5
18	Manaig Mark Steven	.417	4-3	12	5	5	1	0	1	3	9	.750	0	0	1	0	.417	0	0	1-1
16	Bosito Erwin	.400	3-1	5	1	2	0	0	0	0	2	.400	0	1	1	0	.500	0	0	2-3
28	Beronilla Mark Joh	.333	4-4	12	2	4	0	1	0	2	6	.500	3	0	2	0	.467	0	0	2-2
55	Sy Harper Gerald	.308	4-3	13	2	4	1	0	0	3	5	.385	0	1	0	0	.357	0	0	1-1
6	SOBERANO Kyle Vinc	.308	4-3	13	7	4	2	0	0	3	6	.462	0	0	1	0	.286	1	0	6-6
15	Caasalan Clarence	.308	4-3	13	4	4	0	0	0	3	4	.308	1	0	3	0	.333	1	0	1-2
1	Pareja Jennald	.286	3-1	7	1	2	0	0	0	1	2	.286	0	0	1	1	.286	0	0	0-0
19	Bernardo Adriane R	.250	4-3	8	3	2	0	0	0	2	2	.250	2	0	0	0	.364	1	0	0-0
4	Samuel Renato Jr	.250	3-1	4	0	1	0	0	0	0	1	.250	0	0	2	0	.250	0	0	0-0
9	Mercado Ian	.231	4-3	13	4	3	2	0	0	1	5	.385	0	1	2	0	.286	0	0	1-1
29	Villafana Kyle Rod	.000	3-1	3	1	0	0	0	0	0	0	.000	0	0	1	0	.000	0	0	0-0
33	Paule Nigel	.000	3-1	2	1	0	0	0	0	1	0	.000	2	0	1	0	.500	0	0	1-1
Totals		.351		134	41	47	8	2	3	32	68	.507	13	5	18	1	.419	3	0	25-27
Opponents		.167		102	8	17	4	0	0	8	21	.206	10	2	25	0	.252	1	1	1-6

(All Games, Sorted by Earned Run Avg)

#	PLAYER	ERA	W-L	SV	IP	G	GS	CG	SHO	H	R	ER	BB	SO	2B	3B	HR	AB	B/Avg	WP	HP	BK	IBB	SHA	SFA
40	PINEDA JOSHUA	0.00	0-0	0	4.0	1	1	0	0	2	2	0	2	4	1	0	0	15	.133	0	1	0	0	0	0
8	Diarao Junmar	0.00	1-0	0	4.0	1	1	0	0	1	0	0	0	1	0	0	0	12	.083	0	0	0	0	0	0
12	Torres Kennedy	0.00	0-0	0	1.2	2	0	0	0	1	0	0	2	1	0	0	0	5	.200	0	0	0	1	1	0
14	Eguia Vladimir	0.00	0-0	0	0.1	1	0	0	0	0	0	0	0	0	0	0	0	1	.000	0	0	0	0	0	0
15	Caasalan Clarence	0.00	0-0	1	4.0	1	0	0	0	1	0	0	0	4	0	0	0	12	.083	0	0	0	0	0	0
17	Macasaet Juan Paul	0.00	0-0	0	2.0	2	0	0	0	0	0	0	0	4	0	0	0	7	.000	0	0	0	0	0	0
27	Matanguihan John L	0.00	1-0	0	0.1	1	0	0	0	0	0	0	0	0	0	0	0	1	.000	0	0	0	0	0	0
30	De Guzman Amiel	0.00	0-0	0	4.0	1	1	0	0	5	4	0	2	5	1	0	0	18	.278	0	0	0	0	0	0
10	Carolino Mar Josep	0.00	1-0	0	3.0	1	0	0	0	2	0	0	0	3	1	0	0	10	.200	0	0	0	0	0	0
20	Jasmin Romeo Jr.	1.80	1-0	0	5.0	1	1	0	0	4	1	1	1	2	1	0	0	18	.222	0	0	0	0	0	0
24	Nerosa Raymond	5.40	0-0	0	1.2	2	0	0	0	1	1	1	3	1	0	0	0	3	.333	0	1	0	0	0	1
Totals		0.60	4-0	1	30.0	4	4	0	0	17	8	2	10	25	4	0	0	102	.167	0	2	0	1	1	1
Opponents		8.68	0-4	0	28.0	4	4	0	0	47	41	27	13	18	8	2	3	134	.351	6	5	1	0	0	3

(All Games, Sorted by Fielding Pct)

#	PLAYER	C	PO	A	E	DP	FLD%	CSB	SBA	SBA%	CI	PB
18	Manaig Mark Steven	27	23	4	0	1	1.000	4	0	.000	0	0
55	Sy Harper Gerald	22	22	0	0	0	1.000	0	0	0	0	0
1	Pareja Jennald	8	3	5	0	0	1.000	0	0	0	0	0
28	Beronilla Mark Joh	7	6	1	0	0	1.000	0	0	0	0	0
13	Vargas John Reymon	5	5	0	0	0	1.000	0	0	0	0	0
9	Mercado Ian	5	5	0	0	0	1.000	0	0	0	0	0
6	SOBERANO Kyle Vinc	4	3	1	0	0	1.000	0	0	0	0	0
29	Villafana Kyle Rod	4	3	1	0	1	1.000	0	0	0	0	0
16	Bosito Erwin	3	3	0	0	0	1.000	0	0	0	0	0
8	Diarao Junmar	1	0	1	0	0	1.000	0	0	0	0	0
17	Macasaet Juan Paul	1	0	1	0	0	1.000	0	0	0	0	0
11	de Vera Lord Arago	19	4	14	1	0	.947	0	0	0	0	0
19	Bernardo Adriane R	11	5	5	1	0	.909	0	0	0	0	0
4	Samuel Renato Jr	8	5	2	1	1	.875	1	1	.500	0	0
15	Caasalan Clarence	8	3	4	1	0	.875	0	0	0	0	0
40	PINEDA JOSHUA	2	0	1	1	0	.500	0	0	0	0	0
Totals		135	90	40	5	1	.963	5	1	.167	0	0
Opponents		122	84	22	16	2	.869	2	25	.926	0	2

TEAM'S STATS (INCLUDING GAMES 1-15)



SINGAPORE

SGP

(All Games, Sorted by Batting Avg)

#	PLAYER	AVG	GP-GS	AB	R	H	2B	3B	HR	RBI	TB	SLG%	BB	HP	SO	GDP	OB%	SF	SH	SB-ATT
56	Lee Kuan Rong, Sha	1.000	2-1	1	1	1	0	0	0	0	1	1.000	1	1	0	0	1.000	0	0	1-1
25	Bin Mohammad Ridzu	.500	2-1	2	0	1	0	0	0	0	1	.500	0	0	0	0	.500	0	0	0-0
23	Wong Ryota	.444	3-3	9	1	4	0	0	0	1	4	.444	1	0	0	0	.500	0	0	0-0
1	Ito Jyoji	.444	3-3	9	2	4	1	1	0	2	7	.778	1	0	0	0	.500	0	0	1-1
7	Tay Ody Joo Shua	.429	3-2	7	2	3	0	0	0	2	3	.429	0	0	0	0	.429	0	0	1-1
3	CHIA Audric Shaw H	.400	1-1	5	0	2	0	0	0	1	2	.400	0	0	2	0	.400	0	0	0-0
4	Bin Tan Sabri Moha	.375	4-3	8	1	3	0	0	0	1	3	.375	1	2	1	0	.545	0	0	0-1
87	Tan Fong-Jun, Sean	.333	3-2	6	2	2	0	0	0	1	2	.333	0	0	1	0	.333	0	0	1-1
18	Chua Hae Seong Jer	.333	2-1	3	0	1	0	0	0	0	1	.333	0	1	0	0	.500	0	0	0-0
31	EU Ean An	.286	2-2	7	2	2	0	0	1	4	5	.714	0	0	2	0	.286	0	0	0-0
2	Wong Kohei	.273	4-3	11	2	3	1	0	0	3	4	.364	0	0	3	0	.273	0	0	0-1
88	TAN Caleb Cheng Ji	.250	2-1	4	0	1	0	0	0	1	1	.250	0	0	1	0	.250	0	0	0-1
24	How Zuo Wei Ryan	.250	1-1	4	0	1	0	0	0	0	1	.250	0	0	1	0	.250	0	0	0-1
12	CHIA Andre Shaw Ji	.222	3-3	9	2	2	1	0	0	0	3	.333	0	0	2	2	.222	0	0	0-0
68	Lim Xiang Jie	.200	3-2	5	0	1	0	0	0	0	1	.200	0	0	4	0	.200	0	0	1-1
11	Bin Zahrin Naeem	.182	4-3	11	0	2	2	0	0	2	4	.364	1	0	1	0	.250	0	0	0-0
51	TAM Joshua Jun Wen	.182	3-3	11	2	2	1	0	0	0	3	.273	1	0	2	0	.250	0	0	0-0
16	Ang Joshua Aloysiu	.000	2-1	3	1	0	0	0	0	0	0	.000	2	0	0	0	.400	0	0	1-1
30	Lim Wei Bin	.000	2-0	2	0	0	0	0	0	0	0	.000	0	0	1	0	.000	0	0	0-0
Totals		.299		117	18	35	6	1	1	18	46	.393	8	4	21	2	.364	0	0	6-10
Opponents		.354		130	48	46	8	0	1	35	57	.438	23	10	16	0	.473	4	4	31-33

(All Games, Sorted by Earned Run Avg)

#	PLAYER	ERA	W-L	SV	IP	G	GS	CG	SHO	H	R	ER	BB	SO	2B	3B	HR	AB	B/Avg	WP	HP	BK	IBB	SHA	SFA
23	Wong Ryota	0.00	0-0	0	0.0	1	0	0	0	3	1	1	0	0	0	0	0	3	1.000	0	0	0	0	0	0
40	Baek In Jae	0.00	0-0	0	2.0	2	0	0	0	0	0	0	1	0	0	0	0	6	.000	1	3	0	0	0	0
19	PEREIRA HANS BENNO	3.38	0-0	0	2.2	3	0	0	0	3	1	1	2	2	0	0	0	11	.273	0	1	0	0	0	0
1	Ito Jyoji	4.50	1-0	0	10.0	3	0	0	0	13	6	5	0	8	2	0	0	43	.302	1	0	0	0	0	2
10	Ng Eleazar Jie Xia	11.57	0-2	0	4.2	3	2	0	0	6	9	6	4	1	1	0	0	20	.300	2	2	0	0	1	1
51	TAM Joshua Jun Wen	15.43	0-0	0	2.1	2	1	0	0	5	6	4	1	1	0	0	0	11	.455	0	2	0	0	3	0
21	Lo Jia En, Jeremia	29.08	0-1	0	4.1	3	1	0	0	10	14	14	10	2	4	0	0	22	.455	1	1	0	0	0	1
17	Lim Gideon	30.86	0-0	0	2.1	2	0	0	0	6	11	8	5	2	1	0	1	14	.429	5	1	0	0	0	0
Totals		12.39	1-3	0	28.1	4	4	0	0	46	48	39	23	16	8	0	1	130	.354	10	10	0	0	4	4
Opponents		5.10	3-1	1	30.0	4	4	0	0	35	18	17	8	21	6	1	1	117	.299	2	4	2	0	0	0

(All Games, Sorted by Fielding Pct)

#	PLAYER	C	PO	A	E	DP	FLD%	CSB	SBA	SBA%	CI	PB
23	Wong Ryota	17	14	3	0	0	1.000	0	0	0	0	0
68	Lim Xiang Jie	8	8	0	0	0	1.000	0	0	0	0	0
88	TAN Caleb Cheng Ji	8	8	0	0	0	1.000	0	0	0	0	0
4	Bin Tan Sabri Moha	6	5	1	0	1	1.000	0	0	0	0	0
87	Tan Fong-Jun, Sean	5	5	0	0	0	1.000	0	0	0	0	0
25	Bin Mohammad Ridzu	3	2	1	0	0	1.000	0	5	1.000	0	0
16	Ang Joshua Aloysiu	3	1	2	0	0	1.000	0	0	0	0	0
3	CHIA Audric Shaw H	3	2	1	0	0	1.000	0	0	0	0	0
24	How Zuo Wei Ryan	2	1	1	0	0	1.000	0	0	0	0	0
56	Lee Kuan Rong, Sha	2	2	0	0	0	1.000	0	0	0	0	0
10	Ng Eleazar Jie Xia	1	1	0	0	0	1.000	0	0	0	0	0
19	PEREIRA HANS BENNO	1	0	1	0	0	1.000	0	0	0	0	0
12	CHIA Andre Shaw Ji	15	13	1	1	0	.933	1	20	.952	0	1
11	Bin Zahrin Naeem	12	7	3	2	1	.833	0	0	0	0	0
31	EU Ean An	10	3	5	2	1	.800	0	0	0	0	0
51	TAM Joshua Jun Wen	8	1	5	2	0	.750	1	0	.000	0	0
18	Chua Hae Seong Jer	4	3	0	1	0	.750	0	6	1.000	0	0
2	Wong Kohei	13	7	2	4	0	.692	0	0	0	0	0
1	Ito Jyoji	3	1	1	1	0	.667	0	0	0	0	0
7	Tay Ody Joo Shua	3	1	0	2	0	.333	0	0	0	0	0
Totals		127	85	27	15	1	.882	2	31	.939	0	1
Opponents		136	90	39	7	4	.949	4	6	.600	1	1

TEAM'S STATS (INCLUDING GAMES 1-15)



THAILAND

THA

(All Games, Sorted by Batting Avg)

#	PLAYER	AVG	GP-GS	AB	R	H	2B	3B	HR	RBI	TB	SLG%	BB	HP	SO	GDP	OB%	SF	SH	SB-ATT
18	RAKNOI WETPHISIT	1.000	2-0	1	2	1	0	0	0	1	1	1.000	1	0	0	0	1.000	0	0	1-1
25	SAIBUAKAEW PIYATHA	.667	2-0	3	3	2	1	0	0	1	3	1.000	2	0	0	0	.800	0	0	0-0
24	LOIVANICH THANAPAT	.667	2-0	3	2	2	0	0	1	2	5	1.667	1	0	1	0	.750	0	0	2-2
4	ANUCHA LUNGLOEK	.667	2-0	3	3	2	0	0	1	3	5	1.667	1	0	0	0	.750	0	0	0-0
42	FAENGSUP SURATIT	.429	4-2	7	3	3	1	0	0	2	4	.571	2	0	2	0	.556	0	0	2-2
27	NITUTHON PHONGSATH	.400	3-3	10	3	4	0	0	1	2	7	.700	2	1	6	0	.538	0	0	1-1
17	CHAIKAEW PAKORN	.400	3-1	5	4	2	0	0	0	3	2	.400	2	0	2	0	.571	0	0	0-0
38	SOMSUAI SUEPSAK	.364	3-2	11	4	4	1	1	0	7	7	.636	1	0	2	0	.417	0	0	2-2
22	CHAIKAEW JAKE	.364	5-4	11	4	4	2	0	0	4	6	.545	4	0	0	0	.500	1	0	3-3
71	WUTTHIKORN PHOOMWU	.357	5-5	14	3	5	2	0	0	5	7	.500	4	0	2	0	.450	2	0	1-3
2	BUNNAM NIRAWIT	.333	5-3	6	2	2	0	0	0	1	2	.333	3	0	1	0	.556	0	1	1-1
14	BUCHA SETHAWUT	.333	4-0	3	1	1	0	0	0	2	1	.333	1	1	1	0	.500	1	0	1-1
1	MUANGKASEM NARUEPH	.286	5-5	14	4	4	1	1	0	1	7	.500	3	0	4	0	.412	0	2	2-2
23	PHRAECHAI SAKAI	.286	5-5	14	6	4	0	1	0	3	6	.429	3	1	0	0	.444	0	1	3-3
32	RYOTO YUTHAI	.250	5-5	16	7	4	3	0	0	6	7	.438	2	1	4	0	.350	1	1	3-3
8	CLARK ALEXANDER	.250	3-3	8	3	2	0	0	0	2	2	.250	3	0	0	0	.455	0	0	3-3
6	DARU JOSEPH MATTH	.235	5-5	17	3	4	2	0	0	4	6	.353	4	2	2	0	.435	0	0	5-5
7	AUNMUEANG SITTHICH	.200	3-2	5	2	1	0	0	0	0	1	.200	3	1	1	0	.556	0	0	1-1
9	PINGTI NUTDANAI	.000	1-0	1	1	0	0	0	0	0	0	.000	1	0	0	0	.500	0	0	0-0
37	SUKMUANG PHANUWAT	.000	1-0	2	0	0	0	0	0	0	0	.000	0	0	1	0	.000	0	0	0-0
Totals		.331		154	60	51	13	3	3	49	79	.513	43	7	29	0	.483	5	5	31-33
Opponents		.301		146	23	44	6	0	2	21	56	.384	10	9	26	1	.377	2	6	10-13

(All Games, Sorted by Earned Run Avg)

#	PLAYER	ERA	W-L	SV	IP	G	GS	CG	SHO	H	R	ER	BB	SO	2B	3B	HR	AB	B/Avg	WP	HP	BK	IBB	SHA	SFA
27	NITUTHON PHONGSATH	0.00	0-0	0	2.0	2	0	0	0	2	1	0	2	2	0	0	0	7	.286	0	2	0	0	0	0
10	KHRUEAPROMMIN RATC	0.00	0-0	0	2.0	2	0	0	0	1	0	0	1	0	0	0	0	6	.167	0	0	0	0	1	0
16	CHUTONGRAT KIATTIS	1.00	1-0	0	9.0	4	1	0	0	7	1	1	0	4	0	0	1	33	.212	1	2	0	0	0	0
8	CLARK ALEXANDER	2.57	1-0	0	7.0	2	1	0	0	8	3	2	2	7	1	0	0	26	.308	0	0	2	0	1	0
3	SAYNONGKHAM THANAK	4.50	0-0	0	2.0	2	0	0	0	3	4	1	2	0	1	0	0	9	.333	2	1	0	0	0	1
11	LIN SUPPAKORN	7.20	0-0	0	5.0	2	0	0	0	6	4	4	1	5	1	0	0	20	.300	2	2	0	0	1	0
37	SUKMUANG PHANUWAT	7.20	0-1	0	5.0	3	2	0	0	9	4	4	1	1	2	0	0	20	.450	1	2	0	0	2	1
38	SOMSUAI SUEPSAK	9.00	1-1	0	5.0	2	1	0	0	8	6	5	1	7	1	0	1	25	.320	1	0	0	0	1	0
Totals		4.14	3-2	0	37.0	5	5	0	0	44	23	17	10	26	6	0	2	146	.301	7	9	2	0	6	2
Opponents		11.15	2-3	0	36.1	5	5	0	0	51	60	45	43	29	13	3	3	154	.331	13	7	2	0	5	5

(All Games, Sorted by Fielding Pct)

#	PLAYER	C	PO	A	E	DP	FLD%	CSB	SBA	SBA%	CI	PB
1	MUANGKASEM NARUEPH	14	6	8	0	1	1.000	0	0	0	0	0
23	PHRAECHAI SAKAI	12	11	1	0	1	1.000	0	0	0	0	0
6	DARU JOSEPH MATTH	10	10	0	0	0	1.000	0	0	0	0	0
32	RYOTO YUTHAI	9	9	0	0	0	1.000	0	0	0	0	0
7	AUNMUEANG SITTHICH	4	3	1	0	0	1.000	0	0	0	0	0
42	FAENGSUP SURATIT	3	3	0	0	0	1.000	0	0	0	0	0
24	LOIVANICH THANAPAT	2	2	0	0	0	1.000	0	0	0	0	0
3	SAYNONGKHAM THANAK	1	0	1	0	0	1.000	0	0	0	0	0
9	PINGTI NUTDANAI	1	0	1	0	0	1.000	0	1	1.000	0	0
10	KHRUEAPROMMIN RATC	1	1	0	0	0	1.000	0	0	0	0	0
37	SUKMUANG PHANUWAT	1	0	1	0	0	1.000	0	0	0	0	0
22	CHAIKAEW JAKE	17	14	2	1	1	.941	0	0	0	0	0
71	WUTTHIKORN PHOOMWU	18	9	7	2	1	.889	0	0	0	0	0
38	SOMSUAI SUEPSAK	9	5	3	1	0	.889	0	0	0	0	0
2	BUNNAM NIRAWIT	33	24	5	4	1	.879	3	4	.571	1	0
17	CHAIKAEW PAKORN	6	5	0	1	1	.833	0	0	0	0	0
25	SAIBUAKAEW PIYATHA	5	4	0	1	0	.800	0	0	0	0	0
8	CLARK ALEXANDER	10	4	3	3	1	.700	0	1	1.000	0	0
4	ANUCHA LUNGLOEK	3	1	1	1	0	.667	0	0	0	0	0
11	LIN SUPPAKORN	3	0	2	1	0	.667	0	0	0	0	0
27	NITUTHON PHONGSATH	1	0	0	1	0	.000	0	0	0	0	0
Totals		163	111	36	16	3	.902	3	6	.667	1	0
Opponents		157	109	39	9	1	.943	2	31	.939	0	1

GAME SUMMARY – 16 (BRONZE MEDAL GAME)



SINGAPORE - THAILAND



Nov 03, 2024 at Clark (PHI)

 Singapore.....300 030 004 - 10 11 4
 Thailand.....001 100 036 - 11 14 2

Singapore 10

PLAYER	AB	R	H	BI	2B	3B	HR	BB	SB	CS	HP	SH	SF	SO	IBB	KL	GDP	PO	A	E
WONG Kohei ss	3	2	1	1	0	0	1	2	2	0	0	0	0	0	0	0	0	2	6	0
BIN ZAHIRIN Naeem lf	5	2	1	1	0	0	0	0	1	0	0	0	0	1	0	0	0	2	0	1
ITO Jyoji p	4	3	3	0	0	0	0	0	0	0	1	0	0	0	0	0	0	0	3	0
WONG Ryota lb	5	2	3	5	0	0	2	0	0	0	0	0	0	1	0	1	0	12	0	0
CHIA Audric rf	2	0	0	1	0	0	0	0	0	0	1	0	0	1	0	0	0	0	0	1
BIN TAN SABRI Mohame rf	1	1	0	0	0	0	0	1	0	1	0	0	0	0	0	0	0	1	0	0
TAM Joshua 3b	4	0	2	2	0	0	0	1	3	0	0	0	0	1	0	1	0	0	0	0
CHIA Andre Shaw Jin c	5	0	0	0	0	0	0	0	0	0	0	0	2	0	0	0	0	6	1	0
EU Ean 2b	4	0	1	0	0	0	0	0	0	0	1	0	0	0	0	0	1	1	2	2
TAY Ody Joo Shua cf	4	0	0	0	0	0	0	1	1	0	0	0	0	0	0	0	0	2	0	0
Totals	37	10	11	10	0	0	3	5	7	1	3	0	0	6	0	2	1	26	12	4

Thailand 11

PLAYER	AB	R	H	BI	2B	3B	HR	BB	SB	CS	HP	SH	SF	SO	IBB	KL	GDP	PO	A	E
MUANGKASEM NARUEPHOL 2b	5	1	2	0	0	0	0	0	2	0	0	0	0	0	0	0	0	4	2	0
WUTTHIKORN PHOOMWUT ss	5	1	1	1	0	0	0	0	0	0	0	0	0	1	0	1	0	2	3	1
DARU JOSEPH MATTHEW cf	2	1	0	0	0	0	0	2	0	0	1	0	0	0	0	0	0	1	0	0
CHAIKONGKRAM Jake Ji lb	5	2	3	1	0	0	0	0	0	0	0	0	0	0	0	0	0	9	0	0
FAENGSUP SURATIT dh	3	0	0	0	0	0	0	0	0	0	0	0	0	0	0	0	0	0	0	0
NITUTHON PHONGSATHON ph/dh	1	0	0	0	0	0	0	0	0	0	0	0	0	1	0	0	0	0	0	0
AUNMUEANG SITHICHOK ph	1	1	1	0	0	0	0	0	0	0	0	0	0	0	0	0	0	0	0	0
CLARK ALEXANDER 3b	5	3	3	4	0	2	0	0	0	0	0	0	0	0	0	0	0	0	2	1
RYOTO YUTHAI lf	5	1	2	1	0	0	0	0	1	1	0	0	0	1	0	0	0	2	0	0
BUNNAM Nirawit c	3	0	0	0	0	0	0	0	0	0	0	0	0	1	0	1	0	6	0	0
BUCHA SETTHAWUT ph/c	2	0	1	1	1	0	0	0	0	0	0	0	0	1	0	0	0	0	0	0
PHRAECHAI SAKAI rf	4	1	1	0	1	0	0	0	0	0	0	0	0	1	0	0	0	3	1	0
SOMSUAI SUEPSAK p	0	0	0	0	0	0	0	0	0	0	0	0	0	0	0	0	0	0	0	0
CHUTONGRAT Kiattisak p	0	0	0	0	0	0	0	0	0	0	0	0	0	0	0	0	0	0	0	0
SUKMUANG PHANUWAT p	0	0	0	0	0	0	0	0	0	0	0	0	0	0	0	0	0	0	1	0
Totals	41	11	14	8	2	2	0	2	3	1	1	0	0	6	0	2	0	27	9	2

Singapore	IP	H	R	ER	BB	SO	WP	HP	BK	IBB	SH	SF	2B	3B	HR	AB	BF	FO	GO	NP
ITO Jyoji L,1-1	8.2	14	11	8	2	6	1	1	0	0	0	0	2	2	0	41	44	7	12	172

Thailand	IP	H	R	ER	BB	SO	WP	HP	BK	IBB	SH	SF	2B	3B	HR	AB	BF	FO	GO	NP
SOMSUAI SUEPSAK	4.0	5	6	5	3	3	0	3	0	0	0	0	0	0	1	16	22	4	3	79
CHUTONGRAT Kiattisak	4.0	1	0	0	1	3	0	0	0	0	0	0	0	0	0	13	14	7	2	56
SUKMUANG PHANUWAT W,1-1	1.0	5	4	3	1	0	0	0	0	0	0	0	0	0	2	8	9	1	2	29

Umpires: HP-Ricky Bernabe (PHI), 1B-LESTER POL PUNZALAN (PHI), 2B-Cheuk Kiu WONG (HKG),
 3B-Albert Ian CASUGA (PHI)
 Scorers: Delia Acuña (PHI), MARY ROSE ACUÑA (PHI), Wang Hin LEUNG (HKG)
 TC: RHOY M. LANDICHO (PHI), EDWARD C. FLORES (PHI), Michael Malgapo Zialcita (PHI)
 Start: 9:58 Time: 3:28 Attendance: 71 Weather: Sunny - 28°

GAME SUMMARY – 17 (CHAMPIONSHIP FINAL)



HONG KONG - PHILIPPINES



Nov 03, 2024 at Clark (PHI)

Hong Kong, China...000 010 010 - 2 9 0
Philippines.....110 011 05X - 9 16 0

Hong Kong, China 2

PLAYER	AB	R	H	BI	2B	3B	HR	BB	SB	CS	HP	SH	SF	SO	IBB	KL	GDP	PO	A	E
CHENG Hoi Ting ss	5	1	3	0	1	0	0	0	0	0	0	0	0	0	0	0	0	2	4	0
LO Ho Lam Andy dh	3	0	0	0	0	0	0	0	0	0	0	0	0	2	0	0	1	0	0	0
FUNG Anson ph/dh	2	0	1	1	0	0	0	0	0	0	0	0	0	0	0	0	0	0	0	0
WEN Tsz Yin Jordan cf	3	0	1	0	1	0	0	1	0	0	0	0	0	0	0	0	0	3	1	0
NG Yau Pang rf	3	0	0	0	0	0	0	0	0	0	0	0	0	0	0	0	0	2	0	0
LEUNG Ho Nam ph/rf	1	0	0	0	0	0	0	0	0	0	0	0	0	0	0	0	0	0	0	0
TAM Ho Yin Benny c	3	0	0	0	0	0	0	0	0	0	1	0	0	0	0	0	0	2	1	0
YUNG Tsun Wai lf	3	0	0	0	0	0	0	0	0	0	0	0	0	0	0	0	0	1	1	0
MOK Chun Lam ph	1	0	0	0	0	0	0	0	0	0	0	0	0	0	0	0	0	0	0	0
MA Hon Man Ashley 3b	2	1	1	0	0	0	1	0	0	1	0	0	1	0	0	0	1	1	1	0
CHAN Sze Yue 1b	4	0	1	0	0	0	0	0	0	0	0	0	0	0	0	0	0	7	2	0
CHAN Cheuk Kiu 2b	3	0	1	1	0	0	0	0	0	0	0	0	1	0	1	1	4	3	0	0
TAM Ho Ki Bryan ph	1	0	1	0	0	0	0	0	0	0	0	0	0	0	0	0	0	0	0	0
LEE LONG CHING pr	0	0	0	0	0	0	0	0	0	0	0	0	0	0	0	0	0	0	0	0
CHENG YU HIN OSCAR p	0	0	0	0	0	0	0	0	0	0	0	0	0	0	0	0	0	1	0	0
LEUNG Ka Ho Sam p	0	0	0	0	0	0	0	0	0	0	0	0	0	0	0	0	0	0	0	0
MOK Chun Pui p	0	0	0	0	0	0	0	0	0	0	0	0	0	0	0	0	0	1	0	0
Totals	34	2	9	2	2	0	0	2	0	0	2	0	0	4	0	1	2	24	13	0

Philippines 9

PLAYER	AB	R	H	BI	2B	3B	HR	BB	SB	CS	HP	SH	SF	SO	IBB	KL	GDP	PO	A	E
MERCADO Ian lf	5	1	1	0	1	0	0	0	0	0	0	0	0	0	0	0	1	2	0	0
DE VERA Lord Aragorn ss	5	0	1	0	0	0	0	0	0	0	0	0	0	0	0	0	0	1	2	0
SOBERANO Kyle Vincen cf	4	1	2	1	2	0	0	0	0	0	0	0	0	0	0	0	0	2	0	0
BOSITO Erwin cf	0	0	0	0	0	0	0	0	0	0	0	0	0	0	0	0	0	4	0	0
VARGAS John Reymond rf	3	1	2	1	0	0	0	1	0	0	0	0	0	0	0	0	0	2	0	0
SY Harper Gerald 1b	3	2	2	0	1	0	0	0	1	0	1	0	0	0	0	0	0	7	0	0
BERONILLA Mark John dh	4	1	3	2	0	0	0	0	1	0	0	0	1	0	0	0	0	0	0	0
CAASALAN Clarence Ly 3b	4	1	2	1	1	0	0	0	0	0	0	0	0	0	0	0	0	2	2	0
PAREJA Jennald pr/3b	0	1	0	0	0	0	0	0	0	0	0	0	0	0	0	0	0	0	0	0
MANAIG Mark Steven c	3	1	2	3	0	0	1	1	0	0	0	0	0	0	0	0	1	4	0	0
BERNARDO Adriane Ros 2b	4	0	1	1	0	0	0	0	0	0	0	0	0	0	0	0	0	3	2	0
JASMIN Romeo Jr. p	0	0	0	0	0	0	0	0	0	0	0	0	0	0	0	0	0	0	1	0
DIARAO Junmar p	0	0	0	0	0	0	0	0	0	0	0	0	0	0	0	0	0	0	0	0
Totals	35	9	16	9	5	0	1	2	1	1	1	0	0	1	0	0	2	27	7	0

Hong Kong, China	IP	H	R	ER	BB	SO	WP	HP	BK	IBB	SH	SF	2B	3B	HR	AB	BF	FO	GO	NP
CHENG YU HIN OSCAR L,1-1	5.0	11	3	3	0	1	0	0	0	0	0	0	5	0	0	22	22	3	6	46
LEUNG Ka Ho Sam	2.0	3	4	4	2	0	0	1	0	0	0	0	0	0	8	11	3	2	36	
MOK Chun Pui	1.0	2	2	2	0	0	0	0	0	0	0	0	0	0	1	5	5	2	1	11

Philippines	IP	H	R	ER	BB	SO	WP	HP	BK	IBB	SH	SF	2B	3B	HR	AB	BF	FO	GO	NP
JASMIN Romeo Jr. W,2-0	6.0	4	1	1	1	4	0	2	0	0	0	0	1	0	0	21	24	8	5	95
DIARAO Junmar SV,1	3.0	5	1	1	1	0	0	0	0	0	0	0	1	0	0	13	14	7	1	49

Umpires: HP-Tsung-Hsin CHEN (TPE), 1B-Mitsuhiro mitsu (JPN), 2B-Mathew Lee (SGP), 3B-Von SENG (CAM)
Scorers:THELMA ANDOLA (PHI), Eufrocina Angeles Gundaya (PHI), Emily JOU (TPE)
TC: Richard Eugene Dell (USA), Jung-Chung Tsai (TPE), Chin-Tsai CHEN (TPE)
Start: 11:00 Time: 2:36 Attendance: 588 Weather: Cloudy - 31°C

TEAM'S STATS (INCLUDING GAMES 1-17)



HONG KONG, CHINA

HKG

(All Games, Sorted by Batting Avg)

#	PLAYER	AVG	GP-GS	AB	R	H	2B	3B	HR	RBI	TB	SLG%	BB	HP	SO	GDP	OB%	SF	SH	SB-ATT
11	WEN Tsz Yin Jordan	.563	5-5	16	4	9	3	0	0	5	12	.750	5	2	0	0	.696	0	0	1-2
24	LEE LONG CHING	.500	5-1	4	1	2	0	0	0	3	2	.500	0	1	1	0	.600	0	1	1-1
2	CHAN Cheuk Kiu	.385	6-5	13	4	5	0	0	0	4	5	.385	1	3	5	1	.529	0	2	0-0
3	MA Hon Man Ashley	.364	6-6	22	4	8	0	0	0	4	8	.364	2	1	2	0	.440	0	0	1-1
7	LO Ho Lam Andy	.350	6-6	20	5	7	2	0	0	9	9	.450	3	0	4	1	.417	1	0	0-0
4	TAM Ho Ki Bryan	.333	3-0	3	0	1	0	0	0	0	1	.333	0	0	1	0	.333	0	0	0-0
18	CHEUNG Hoi Ting	.318	6-6	22	7	7	3	0	0	2	10	.455	2	0	1	0	.375	0	0	1-1
66	NG Yau Pang	.316	6-5	19	6	6	1	0	0	3	7	.368	1	1	1	1	.381	0	0	1-1
9	FUNG Anson	.286	4-1	7	2	2	0	0	0	1	2	.286	1	1	1	0	.444	0	0	0-0
59	YUNG Tsun Wai	.250	6-6	20	5	5	0	0	1	7	8	.400	2	0	1	0	.304	1	1	4-4
34	CHAN Sze Yue	.250	6-5	12	3	3	1	0	0	2	4	.333	2	4	1	1	.474	1	0	1-1
33	TAM Ho Yin Benny	.200	6-6	15	2	3	1	0	0	3	4	.267	1	5	1	0	.409	1	1	2-2
56	LEUNG Ho Nam	.167	4-1	6	1	1	0	0	0	0	1	.167	2	0	1	0	.375	0	0	1-2
6	MOK Chun Lam	.167	6-1	6	2	1	0	0	0	0	1	.167	0	0	1	0	.167	0	0	4-5
Totals		.324		185	46	60	11	0	1	43	74	.400	22	18	21	4	.437	4	5	17-20
Opponents		.278		176	20	49	7	2	1	19	63	.358	10	10	42	4	.350	1	3	11-18

(All Games, Sorted by Earned Run Avg)

#	PLAYER	ERA	W-L	SV	IP	G	GS	CG	SHO	H	R	ER	BB	SO	2B	3B	HR	AB	B/Avg	WP	HP	BK	IBB	SHA	SFA
48	KWOK Ching Connor	0.00	1-0	0	5.0	2	1	0	0	2	0	0	0	5	0	0	0	15	.133	0	2	0	0	0	0
93	WONG Yui Fung	0.00	0-1	0	0.2	1	0	0	0	2	2	0	0	0	0	0	0	5	.400	0	2	0	0	0	0
27	CHEUNG Chun Yin Al	0.00	0-0	0	1.0	1	0	0	0	0	0	0	0	3	0	0	0	4	.000	0	0	0	0	0	0
10	LEE Ho Chi Ryan	1.23	0-0	0	7.1	2	1	0	0	7	3	1	0	5	1	0	0	27	.259	0	0	1	0	0	1
40	TSANG Kin Nam	1.50	0-0	0	6.0	2	1	0	0	5	1	1	5	9	0	0	0	23	.217	0	1	0	0	0	0
99	CHEUNG YU HIN OSCAR	2.25	1-1	0	12.0	2	2	0	0	18	3	3	1	7	5	1	0	45	.400	0	2	0	0	3	0
15	MOK Chun Pui	4.50	0-0	1	4.0	3	0	0	0	2	2	2	1	2	0	0	1	14	.143	0	1	0	0	0	0
38	LEUNG Ka Ho Sam	7.20	1-0	0	5.0	2	0	0	0	3	4	4	2	4	0	0	0	17	.176	0	1	0	0	0	0
17	LAM Lai Him	7.20	1-0	0	5.0	1	1	0	0	9	4	4	1	5	1	1	0	22	.409	0	1	0	0	0	0
94	Wong Sze Chun	9.00	0-0	0	1.0	1	0	0	0	1	1	1	0	2	0	0	0	4	.250	2	0	0	0	0	0
Totals		3.06	4-2	1	47.0	6	6	0	0	49	20	16	10	42	7	2	1	176	.278	2	10	1	0	3	1
Opponents		7.74	2-4	2	45.1	6	6	0	0	60	46	39	22	21	11	0	1	185	.324	11	18	0	1	5	4

(All Games, Sorted by Fielding Pct)

#	PLAYER	C	PO	A	E	DP	FLD%	CSB	SBA	SBA%	CI	PB
34	CHAN Sze Yue	41	33	8	0	5	1.000	0	0	0	0	0
2	CHAN Cheuk Kiu	18	10	8	0	2	1.000	0	0	0	0	0
11	WEN Tsz Yin Jordan	14	12	2	0	1	1.000	0	0	0	0	0
9	FUNG Anson	7	4	3	0	1	1.000	0	0	0	0	0
59	YUNG Tsun Wai	7	5	2	0	0	1.000	0	0	0	0	0
99	CHEUNG YU HIN OSCAR	4	1	3	0	0	1.000	0	0	0	0	0
4	TAM Ho Ki Bryan	3	3	0	0	0	1.000	0	1	1.000	0	0
66	NG Yau Pang	3	3	0	0	0	1.000	0	0	0	0	0
48	KWOK Ching Connor	2	1	1	0	0	1.000	0	0	0	0	0
40	TSANG Kin Nam	2	1	1	0	0	1.000	0	0	0	0	0
7	LO Ho Lam Andy	1	1	0	0	0	1.000	0	0	0	0	0
33	TAM Ho Yin Benny	31	25	5	1	0	.968	2	2	.500	0	0
18	CHEUNG Hoi Ting	26	12	13	1	2	.962	0	0	0	0	0
3	MA Hon Man Ashley	17	5	11	1	2	.941	0	0	0	0	0
56	LEUNG Ho Nam	16	13	2	1	0	.938	1	8	.889	0	0
24	LEE LONG CHING	7	6	0	1	0	.857	0	0	0	0	0
6	MOK Chun Lam	6	5	0	1	0	.833	0	0	0	0	0
10	LEE Ho Chi Ryan	4	0	3	1	0	.750	3	0	.000	0	0
15	MOK Chun Pui	3	1	1	1	0	.667	0	0	0	0	0
17	LAM Lai Him	3	0	2	1	1	.667	1	0	.000	0	0
94	Wong Sze Chun	1	0	0	1	0	.000	0	0	0	0	0
Totals		216	141	65	10	5	.954	7	11	.611	0	0
Opponents		192	136	45	11	3	.943	3	17	.850	0	1

TEAM'S STATS (INCLUDING GAMES 1-17)



PHILIPPINES

PHI

(All Games, Sorted by Batting Avg)

#	PLAYER	AVG	GP-GS	AB	R	H	2B	3B	HR	RBI	TB	SLG%	BB	HP	SO	GDP	OB%	SF	SH	SB-ATT
27	Matanguihan John L	.667	3-1	3	1	2	0	0	0	1	2	.667	1	0	1	0	.750	0	0	1-1
13	Vargas John Reymon	.563	5-5	16	6	9	2	0	2	7	17	1.063	3	0	2	0	.632	0	0	5-5
18	Manaig Mark Steven	.467	5-4	15	6	7	1	0	2	6	14	.933	1	0	1	1	.500	0	0	1-1
11	de Vera Lord Arago	.444	5-5	18	4	8	0	1	0	6	10	.556	2	2	0	0	.545	0	0	4-4
28	Beronilla Mark Joh	.438	5-5	16	3	7	0	1	0	4	9	.563	3	0	3	0	.526	0	0	2-3
16	Bosito Erwin	.400	4-1	5	1	2	0	0	0	0	2	.400	0	1	1	0	.500	0	0	2-3
55	Sy Harper Gerald	.375	5-4	16	4	6	2	0	0	3	8	.500	0	2	0	0	.444	0	0	2-2
6	SOBERANO Kyle Vinc	.353	5-4	17	8	6	4	0	0	4	10	.588	0	0	1	0	.333	1	0	6-6
15	Caasalan Clarence	.353	5-4	17	5	6	1	0	0	4	7	.412	1	0	3	0	.368	1	0	1-2
1	Pareja Jennald	.286	4-1	7	2	2	0	0	0	1	2	.286	0	0	1	1	.286	0	0	0-0
19	Bernardo Adriane R	.250	5-4	12	3	3	0	0	0	3	3	.250	2	0	0	0	.333	1	0	0-0
4	Samuel Renato Jr	.250	3-1	4	0	1	0	0	0	0	1	.250	0	0	2	0	.250	0	0	0-0
9	Mercado Ian	.222	5-4	18	5	4	3	0	0	1	7	.389	0	1	2	1	.263	0	0	1-1
29	Villafana Kyle Rod	.000	3-1	3	1	0	0	0	0	0	0	.000	0	0	1	0	.000	0	0	0-0
33	Paule Nigel	.000	3-1	2	1	0	0	0	0	1	0	.000	2	0	1	0	.500	0	0	1-1
Totals		.373		169	50	63	13	2	4	41	92	.544	15	6	19	3	.435	3	0	26-29
Opponents		.191		136	10	26	6	0	0	10	32	.235	12	4	29	2	.275	1	1	1-6

(All Games, Sorted by Earned Run Avg)

#	PLAYER	ERA	W-L	SV	IP	G	GS	CG	SHO	H	R	ER	BB	SO	2B	3B	HR	AB	B/Avg	WP	HP	BK	IBB	SHA	SFA	
40	PINEDA JOSHUA	0.00	0-0	0	4.0	1	1	0	0	2	2	0	2	4	1	0	0	15	.133	0	1	0	0	0	0	
12	Torres Kennedy	0.00	0-0	0	1.2	2	0	0	0	1	0	0	2	1	0	0	0	5	.200	0	0	0	0	1	1	0
14	Eguia Vladimir	0.00	0-0	0	0.1	1	0	0	0	0	0	0	0	0	0	0	0	1	.000	0	0	0	0	0	0	0
15	Caasalan Clarence	0.00	0-0	1	4.0	1	0	0	0	1	0	0	0	4	0	0	0	12	.083	0	0	0	0	0	0	0
17	Macasaet Juan Paul	0.00	0-0	0	2.0	2	0	0	0	0	0	0	0	4	0	0	0	7	.000	0	0	0	0	0	0	0
27	Matanguihan John L	0.00	1-0	0	0.1	1	0	0	0	0	0	0	0	0	0	0	0	1	.000	0	0	0	0	0	0	0
30	De Guzman Amiel	0.00	0-0	0	4.0	1	1	0	0	5	4	0	2	5	1	0	0	18	.278	0	0	0	0	0	0	0
10	Carolino Mar Josep	0.00	1-0	0	3.0	1	0	0	0	2	0	0	0	3	1	0	0	10	.200	0	0	0	0	0	0	0
8	Diarao Junmar	1.29	1-0	1	7.0	2	1	0	0	6	1	1	1	1	1	0	0	25	.240	0	0	0	0	0	0	0
20	Jasmin Romeo Jr.	1.64	2-0	0	11.0	2	2	0	0	8	2	2	2	6	2	0	0	39	.205	0	2	0	0	0	0	0
24	Nerosa Raymond	5.40	0-0	0	1.2	2	0	0	0	1	1	1	3	1	0	0	0	3	.333	0	1	0	0	0	0	1
Totals		0.92	5-0	2	39.0	5	5	0	0	26	10	4	12	29	6	0	0	136	.191	0	4	0	1	1	1	1
Opponents		9.00	0-5	0	36.0	5	5	0	0	63	50	36	15	19	13	2	4	169	.373	6	6	1	0	0	0	3

(All Games, Sorted by Fielding Pct)

#	PLAYER	C	PO	A	E	DP	FLD%	CSB	SBA	SBA%	CI	PB
18	Manaig Mark Steven	31	27	4	0	1	1.000	4	0	.000	0	0
55	Sy Harper Gerald	29	29	0	0	2	1.000	0	0	0	0	0
1	Pareja Jennald	8	3	5	0	0	1.000	0	0	0	0	0
9	Mercado Ian	7	7	0	0	0	1.000	0	0	0	0	0
28	Beronilla Mark Joh	7	6	1	0	0	1.000	0	0	0	0	0
16	Bosito Erwin	7	7	0	0	0	1.000	0	0	0	0	0
13	Vargas John Reymon	7	7	0	0	0	1.000	0	0	0	0	0
6	SOBERANO Kyle Vinc	6	5	1	0	0	1.000	0	0	0	0	0
29	Villafana Kyle Rod	4	3	1	0	1	1.000	0	0	0	0	0
8	Diarao Junmar	1	0	1	0	0	1.000	0	0	0	0	0
17	Macasaet Juan Paul	1	0	1	0	0	1.000	0	0	0	0	0
20	Jasmin Romeo Jr.	1	0	1	0	0	1.000	0	0	0	0	0
11	de Vera Lord Arago	22	5	16	1	1	.955	0	0	0	0	0
19	Bernardo Adriane R	16	8	7	1	2	.938	0	0	0	0	0
15	Caasalan Clarence	12	5	6	1	1	.917	0	0	0	0	0
4	Samuel Renato Jr	8	5	2	1	1	.875	1	1	.500	0	0
40	PINEDA JOSHUA	2	0	1	1	0	.500	0	0	0	0	0
Totals		169	117	47	5	3	.970	5	1	.167	0	0
Opponents		159	108	35	16	4	.899	3	26	.897	0	2

**TEAM'S STATS
(INCLUDING GAMES 1-17)**



SINGAPORE

SGP

(All Games, Sorted by Batting Avg)

#	PLAYER	AVG	GP-GS	AB	R	H	2B	3B	HR	RBI	TB	SLG%	BB	HP	SO	GDP	OB%	SF	SH	SB-ATT
56	Lee Kuan Rong, Sha	1.000	2-1	1	1	1	0	0	0	0	1	1.000	1	1	0	0	1.000	0	0	1-1
1	Ito Jyoji	.538	4-4	13	5	7	1	1	0	2	10	.769	1	1	0	0	.600	0	0	1-1
23	Wong Ryota	.500	4-4	14	3	7	0	0	2	6	13	.929	1	0	1	0	.533	0	0	0-0
25	Bin Mohammad Ridzu	.500	2-1	2	0	1	0	0	0	0	1	.500	0	0	0	0	.500	0	0	0-0
4	Bin Tan Sabri Moha	.333	5-3	9	2	3	0	0	0	1	3	.333	2	2	1	0	.538	0	0	0-2
87	Tan Fong-Jun, Sean	.333	3-2	6	2	2	0	0	0	1	2	.333	0	0	1	0	.333	0	0	1-1
18	Chua Hae Seong Jer	.333	2-1	3	0	1	0	0	0	0	1	.333	0	1	0	0	.500	0	0	0-0
2	Wong Kohei	.286	5-4	14	4	4	1	0	1	4	8	.571	2	0	3	0	.375	0	0	2-3
3	CHIA Audric Shaw H	.286	2-2	7	0	2	0	0	0	2	2	.286	0	1	3	0	.375	0	0	0-0
7	Tay Ody Joo Shua	.273	4-3	11	2	3	0	0	0	2	3	.273	1	0	0	0	.333	0	0	2-2
31	EU Ean An	.273	3-3	11	2	3	0	0	1	4	6	.545	0	1	2	1	.333	0	0	0-0
51	TAM Joshua Jun Wen	.267	4-4	15	2	4	1	0	0	2	5	.333	2	0	3	0	.353	0	0	3-3
88	TAN Caleb Cheng Ji	.250	2-1	4	0	1	0	0	0	1	1	.250	0	0	1	0	.250	0	0	0-1
24	How Zuo Wei Ryan	.250	1-1	4	0	1	0	0	0	0	1	.250	0	0	1	0	.250	0	0	0-1
68	Lim Xiang Jie	.200	3-2	5	0	1	0	0	0	0	1	.200	0	0	4	0	.200	0	0	1-1
11	Bin Zahrin Naeem	.188	5-4	16	2	3	2	0	0	3	5	.313	1	0	2	0	.235	0	0	1-1
12	CHIA Andre Shaw Ji	.143	4-4	14	2	2	1	0	0	0	3	.214	0	0	4	2	.143	0	0	0-0
16	Ang Joshua Aloysiu	.000	2-1	3	1	0	0	0	0	0	0	.000	2	0	0	0	.400	0	0	1-1
30	Lim Wei Bin	.000	2-0	2	0	0	0	0	0	0	0	.000	0	0	1	0	.000	0	0	0-0
Totals		.299		154	28	46	6	1	4	28	66	.429	13	7	27	3	.379	0	0	13-18
Opponents		.351		171	59	60	10	2	1	43	77	.45	25	11	22	0	.455	4	4	34-37

(All Games, Sorted by Earned Run Avg)

#	PLAYER	ERA	W-L	SV	IP	G	GS	CG	SHO	H	R	ER	BB	SO	2B	3B	HR	AB	B/Avg	WP	HP	BK	IBB	SHA	SFA
23	Wong Ryota	0.00	0-0	0	0.0	1	0	0	0	3	1	1	0	0	0	0	0	3	.1000	0	0	0	0	0	0
40	Baek In Jae	0.00	0-0	0	2.0	2	0	0	0	0	0	0	1	0	0	0	0	6	.000	1	3	0	0	0	0
19	PEREIRA HANS BENNO	3.38	0-0	0	2.2	3	0	0	0	3	1	1	2	2	0	0	0	11	.273	0	1	0	0	0	0
1	Ito Jyoji	6.27	1-1	0	18.2	4	1	1	0	27	17	13	2	14	4	2	0	84	.321	2	1	0	0	0	2
10	Ng Eleazar Jie Xia	11.57	0-2	0	4.2	3	2	0	0	6	9	6	4	1	1	0	0	20	.300	2	2	0	0	1	1
51	TAM Joshua Jun Wen	15.43	0-0	0	2.1	2	1	0	0	5	6	4	1	1	0	0	0	11	.455	0	2	0	0	3	0
21	Lo Jia En, Jeremia	29.08	0-1	0	4.1	3	1	0	0	10	14	14	10	2	4	0	0	22	.455	1	1	0	0	0	1
17	Lim Gideon	30.86	0-0	0	2.1	2	0	0	0	6	11	8	5	2	1	0	1	14	.429	5	1	0	0	0	0
Totals		11.43	1-4	0	37.0	5	5	1	0	60	59	47	25	22	10	2	1	171	.351	11	11	0	0	4	4
Opponents		5.77	4-1	1	39.0	5	5	0	0	46	28	25	13	27	6	1	4	154	.299	2	7	2	0	0	0

(All Games, Sorted by Fielding Pct)

#	PLAYER	C	PO	A	E	DP	FLD%	CSB	SBA	SBA%	CI	PB
23	Wong Ryota	29	26	3	0	0	1.000	0	0	0	0	0
68	Lim Xiang Jie	8	8	0	0	0	1.000	0	0	0	0	0
88	TAN Caleb Cheng Ji	8	8	0	0	0	1.000	0	0	0	0	0
4	Bin Tan Sabri Moha	7	6	1	0	1	1.000	0	0	0	0	0
87	Tan Fong-Jun, Sean	5	5	0	0	0	1.000	0	0	0	0	0
25	Bin Mohammad Ridzu	3	2	1	0	0	1.000	0	5	1.000	0	0
16	Ang Joshua Aloysiu	3	1	2	0	0	1.000	0	0	0	0	0
24	How Zuo Wei Ryan	2	1	1	0	0	1.000	0	0	0	0	0
56	Lee Kuan Rong, Sha	2	2	0	0	0	1.000	0	0	0	0	0
10	Ng Eleazar Jie Xia	1	1	0	0	0	1.000	0	0	0	0	0
19	PEREIRA HANS BENNO	1	0	1	0	0	1.000	0	0	0	0	0
12	CHIA Andre Shaw Ji	22	19	2	1	0	.955	2	23	.920	0	1
1	Ito Jyoji	6	1	4	1	0	.833	0	0	0	0	0
2	Wong Kohei	21	9	8	4	0	.810	0	0	0	0	0
11	Bin Zahrin Naeem	15	9	3	3	1	.800	0	0	0	0	0
51	TAM Joshua Jun Wen	8	1	5	2	0	.750	1	0	.000	0	0
3	CHIA Audric Shaw H	4	2	1	1	0	.750	0	0	0	0	0
18	Chua Hae Seong Jer	4	3	0	1	0	.750	0	6	1.000	0	0
31	EU Ean An	15	4	7	4	1	.733	0	0	0	0	0
7	Tay Ody Joo Shua	5	3	0	2	0	.600	0	0	0	0	0
Totals		169	111	39	19	1	.888	3	34	.919	0	1
Opponents		174	117	48	9	6	.948	5	13	.722	1	1

TEAM'S STATS (INCLUDING GAMES 1-17)



THAILAND

THA

(All Games, Sorted by Batting Avg)

#	PLAYER	AVG	GP-GS	AB	R	H	2B	3B	HR	RBI	TB	SLG%	BB	HP	SO	GDP	OB%	SF	SH	SB-ATT
18	RAKNOI WETPHISIT	1.000	2-0	1	2	1	0	0	0	1	1	1.000	1	0	0	0	1.000	0	0	1-1
25	SAIBUAKAEW PIYATHA	.667	2-0	3	3	2	1	0	0	1	3	1.000	2	0	0	0	.800	0	0	0-0
24	LOIVANICH THANAPAT	.667	2-0	3	2	2	0	0	1	2	5	1.667	1	0	1	0	.750	0	0	2-2
4	ANUCHA LUNGLOEK	.667	2-0	3	3	2	0	0	1	3	5	1.667	1	0	0	0	.750	0	0	0-0
22	CHAIKONGKRAM Jake	.438	6-5	16	6	7	2	0	0	5	9	.563	4	0	0	0	.524	1	0	3-3
14	BUCHA SETHAWUT	.400	5-0	5	1	2	1	0	0	3	3	.600	1	1	2	0	.500	1	0	1-1
17	CHAIKAEW PAKORN	.400	3-1	5	4	2	0	0	0	3	2	.400	2	0	2	0	.571	0	0	0-0
8	CLARK ALEXANDER	.385	4-4	13	6	5	0	2	0	6	9	.692	3	0	0	0	.500	0	0	3-3
27	NITUTHON PHONGSATH	.364	4-3	11	3	4	0	0	1	2	7	.636	2	1	7	0	.500	0	0	1-1
38	SOMSUAI SUEPSAK	.364	3-2	11	4	4	1	1	0	7	7	.636	1	0	2	0	.417	0	0	2-2
7	AUNMUEANG SITTHICH	.333	4-2	6	3	2	0	0	0	2	3	.333	3	1	1	0	.600	0	0	1-1
71	WUTTHIKORN PHOOMWU	.316	6-6	19	4	6	2	0	0	6	8	.421	4	0	3	0	.400	2	0	1-3
1	MUANGKASEM NARUEPH	.316	6-6	19	5	6	1	1	0	1	9	.474	3	0	4	0	.409	0	2	4-4
42	FAENGSPUR SURATIT	.300	5-3	10	3	3	1	0	0	2	4	.400	2	0	2	0	.417	0	0	2-2
32	RYOTO YUTHAI	.286	6-6	21	8	6	3	0	0	7	9	.429	2	1	5	0	.360	1	1	4-5
23	PHRAECHAI SAKAI	.278	6-6	18	7	5	1	1	0	3	8	.444	3	1	1	0	.409	0	1	3-3
2	Bunnam Nirawit	.222	6-4	9	2	2	0	0	0	1	2	.222	3	0	2	0	.417	0	1	1-1
6	DARU JOSEPH MATTH	.211	6-6	19	4	4	2	0	0	4	6	.316	6	3	2	0	.464	0	0	5-5
9	PINGTI NUTDANAI	.000	1-0	1	1	0	0	0	0	0	0	.000	1	0	0	0	.500	0	0	0-0
37	SUKMUANG PHANUWAT	.000	1-0	2	0	0	0	0	0	0	0	.000	0	0	1	0	.000	0	0	0-0
Totals		.333		195	71	65	15	5	3	57	99	.508	45	8	35	0	.466	5	5	34-37
Opponents		.301		183	33	55	6	0	5	31	76	.415	15	12	32	2	.387	2	6	17-21

(All Games, Sorted by Earned Run Avg)

#	PLAYER	ERA	W-L	SV	IP	G	GS	CG	SHO	H	R	ER	BB	SO	2B	3B	HR	AB	B/Avg	WP	HP	BK	IBB	SHA	SFA
27	NITUTHON PHONGSATH	0.00	0-0	0	2.0	2	0	0	0	2	1	0	2	2	0	0	0	7	.286	0	2	0	0	0	0
10	KHRUEAPROMMIN RATC	0.00	0-0	0	2.0	2	0	0	0	1	0	0	1	0	0	0	0	6	.167	0	0	0	0	1	0
16	Chutongrat Kiattis	0.69	1-0	0	13.0	5	1	0	0	8	1	1	1	7	0	0	1	46	.174	1	2	0	0	0	0
8	CLARK ALEXANDER	2.57	1-0	0	7.0	2	1	0	0	8	3	2	2	7	1	0	0	26	.308	0	0	2	0	1	0
3	SAYNONGKHAM THANAK	4.50	0-0	0	2.0	2	0	0	0	3	4	1	2	0	1	0	0	9	.333	2	1	0	0	0	1
11	LIN SUPPAKORN	7.20	0-0	0	5.0	2	0	0	0	6	4	4	1	5	1	0	0	20	.300	2	2	0	0	1	0
38	SOMSUAI SUEPSAK	10.00	1-1	0	9.0	3	2	0	0	13	12	10	4	10	1	0	2	41	.317	1	3	0	0	1	0
37	SUKMUANG PHANUWAT	10.50	1-1	0	6.0	4	2	0	0	14	8	7	2	1	2	0	2	28	.500	1	2	0	0	2	1
Totals		4.89	4-2	0	46.0	6	6	0	0	55	33	25	15	32	6	0	5	183	.301	7	12	2	0	6	2
Opponents		10.60	2-4	0	45.0	6	6	1	0	65	71	53	45	35	15	5	3	195	.333	14	8	2	0	5	5

(All Games, Sorted by Fielding Pct)

#	PLAYER	C	PO	A	E	DP	FLD%	CSB	SBA	SBA%	CI	PB
1	MUANGKASEM NARUEPH	20	10	10	0	2	1.000	0	0	0	0	0
23	PHRAECHAI SAKAI	16	14	2	0	2	1.000	0	0	0	0	0
32	RYOTO YUTHAI	11	11	0	0	0	1.000	0	0	0	0	0
6	DARU JOSEPH MATTH	11	11	0	0	0	1.000	0	0	0	0	0
7	AUNMUEANG SITTHICH	4	3	1	0	0	1.000	0	0	0	0	0
42	FAENGSPUR SURATIT	3	3	0	0	0	1.000	0	0	0	0	0
24	LOIVANICH THANAPAT	2	2	0	0	0	1.000	0	0	0	0	0
37	SUKMUANG PHANUWAT	2	0	2	0	0	1.000	1	0	.000	0	0
3	SAYNONGKHAM THANAK	1	0	1	0	0	1.000	0	0	0	0	0
9	PINGTI NUTDANAI	1	0	1	0	0	1.000	0	1	1.000	0	0
10	KHRUEAPROMMIN RATC	1	1	0	0	0	1.000	0	0	0	0	0
22	CHAIKONGKRAM Jake	26	23	2	1	3	.962	0	0	0	0	0
2	Bunnam Nirawit	39	30	5	4	1	.897	3	10	.769	1	0
38	SOMSUAI SUEPSAK	9	5	3	1	0	.889	0	0	0	0	0
71	WUTTHIKORN PHOOMWU	24	11	10	3	1	.875	0	0	0	0	0
17	CHAIKAEW PAKORN	6	5	0	1	1	.833	0	0	0	0	0
25	SAIBUAKAEW PIYATHA	5	4	0	1	0	.800	0	0	0	0	0
8	CLARK ALEXANDER	13	4	5	4	1	.692	0	1	1.000	0	0
4	ANUCHA LUNGLOEK	3	1	1	1	0	.667	0	0	0	0	0
11	LIN SUPPAKORN	3	0	2	1	0	.667	0	0	0	0	0
27	NITUTHON PHONGSATH	1	0	0	1	0	.000	0	0	0	0	0
Totals		201	138	45	18	5	.910	4	12	.750	1	0
Opponents		199	135	51	13	1	.935	3	34	.919	0	1

ABBREVIATIONS (IN ALPHABETICAL ORDER)

HITTING		PTICHING	
2B	Doubles	2B	Doubles allowed
3B	Triples	3B	Triples allowed
AB	At bats	AB	At bats
AVG	Batting average	B/Avg	Opponent batting average
BB	Base on balls	BK	Balk
GDP	Grounded into double plays	BB	Base on balls allowed
G	Games played	CG	Complete games
H	Hits	ER	Earned runs allowed
HP	Hit by pitch	ERA	Earned run average
HR	Homeruns	IBB	Intentional base on balls allowed
IBB	Intentional base on balls	GP	Games pitched
OB%	On base percentage	GS	Games started
R	Runs scored	H	Hits allowed
RBI	Runs batted in	HP	Hit by pitch
AN/ATT	Stolen bases / SB attempts	HR	Home runs allowed
SF	Sacrifice flies	IP	Innings played
SH	Sacrifice hits	R	Runs allowed
SLG%	Slugging percentage	SO	Strikeouts
SO	Strikeouts	SFA	Sacrifice flies allowed
TB	Total bases	SHA	Sacrifice hits allowed
		SHO	Shutouts / Combination shutouts
		SV	Saves
		W-L	Wins/Losses
		WP	Wild pitches

FIELDING

A	Assists
C	Chances
CI	Catcher's interference
CSB	Caught stealing (by pitcher and catcher)
DP	Double plays participated in
E	Errors
FLD%	Fielding percentage
PB	Passed balls (catcher)
PO	Putouts
SBA	Stolen bases allowed (pitcher and catcher)
SBA%	Stolen bases against percentage (pitcher and catcher)