



WBSC

PRESENTED BY



9 - 24 November 2024



18<sup>TH</sup> NOVEMBER/NOVIEMBRE 2024

N. 10

DAILY REPORT  
REPORTE DIARIO

PREMIER12.ORG

#PREMIER12

@WBSC

## OPENING ROUND – RONDA DE APERTURA

### STANDINGS – POSICIÓN DE EQUIPOS

#### GROUP A – GRUPO A

RK	TEAM – EQUIPO	GP	W	L	AVG	GB
1	 VENEZUELA	5	4	1	<b>.800</b>	-
2	 USA	5	3	2	<b>.600</b>	1.0
3	 PANAMA	5	3	2	<b>.600</b>	1.0
4	 MEXICO	5	2	3	<b>.400</b>	2.0
5	 NETHERLANDS	5	2	3	<b>.400</b>	2.0
6	 PUERTO RICO	5	1	4	<b>.200</b>	3.0

#### GROUP B – GRUPO B

RK	TEAM – EQUIPO	GP	W	L	AVG	GB
1	 JAPAN	5	5	0	<b>1.000</b>	-
2	 CHINESE TAIPEI	5	4	1	<b>.800</b>	1.0
3	 KOREA	5	3	2	<b>.600</b>	2.0
4	 AUSTRALIA	5	1	4	<b>.200</b>	4.0
5	 DOMINICAN REPUBLIC	5	1	4	<b>.200</b>	4.0
6	 CUBA	5	1	4	<b>.200</b>	4.0

The Teams are placed according to the Tournament Regulations for the WBSC.

Los equipos son ordenados en atención a los Reglamentos Oficiales de la WBSC.

## OPENING ROUND – RONDA DE APERTURA

### SCHEDULE AND RESULTS – CALENDARIO Y RESULTADOS

GROUP A - GRUPO A	GROUP B - GRUPO B
MEXICO	AUSTRALIA
NETHERLANDS	CUBA
PANAMA	DOMINICAN REPUBLIC
PUERTO RICO	JAPAN
USA	KOREA
VENEZUELA	CHINESE TAIPEI

#### SATURDAY NOVEMBER 9, 2024 – SÁBADO 9 DE NOVIEMBRE DE 2024

#	Hour Hora	Stadium Campo	Group Grupo	Visitor Team Equipo Visitante	Home Team Equipo Local	Score	Inn
1	13:00	Estadio Panamericano Guadalajara	A	PANAMA	NETHERLANDS	8-9	10
2	16:00	Coloso del Pacífico Tepic	A	PUERTO RICO	USA	1-0	
3	20:00	Estadio Panamericano Guadalajara	A	VENEZUELA	MEXICO	8-4	

#### SUNDAY NOVEMBER 10, 2024 – DOMINGO 10 DE NOVIEMBRE DE 2024

#	Hour Hora	Stadium Campo	Group Grupo	Visitor Team Equipo Visitante	Home Team Equipo Local	Score	Inn
4	13:00	Estadio Panamericano Guadalajara	A	VENEZUELA	PANAMA	2-4	
5	16:00	Coloso del Pacífico Tepic	A	NETHERLANDS	USA	2-12	8
6	20:00	Estadio Panamericano Guadalajara	A	MEXICO	PUERTO RICO	7-5	

#### MONDAY NOVEMBER 11, 2024 – LUNES 11 DE NOVIEMBRE DE 2024

#	Hour Hora	Stadium Campo	Group Grupo	Visitor Team Equipo Visitante	Home Team Equipo Local	Score	Inn
7	19:00	Coloso del Pacífico Tepic	A	USA	VENEZUELA	3-5	
8	20:00	Estadio Panamericano Guadalajara	A	PANAMA	MEXICO	3-2	

Local time in the host city / Hora local de la ciudad sede  
Guadalajara GMT-6 | Tepic GMT-7 | Taipei GMT +8 | Nagoya GMT +9

## OPENING ROUND – RONDA DE APERTURA

### SCHEDULE AND RESULTS – CALENDARIO Y RESULTADOS

#### TUESDAY NOVEMBER 12, 2024 – MARTES 12 DE NOVIEMBRE DE 2024

#	Hour Hora	Stadium Campo	Group Grupo	Visitor Team Equipo Visitante	Home Team Equipo Local	Score	Inn
9	19:00	Coloso del Pacífico <b>Tepic</b>	A	PANAMA	USA	3-9	
10	20:00	Estadio Panamericano <b>Guadalajara</b>	A	NETHERLANDS	PUERTO RICO	20-8	7

#### WEDNESDAY NOVEMBER 13, 2024 – MIÉRCOLES 13 DE NOVIEMBRE DE 2024

#	Hour Hora	Stadium Campo	Group Grupo	Visitor Team Equipo Visitante	Home Team Equipo Local	Score	Inn
11	13:00	Estadio Panamericano <b>Guadalajara</b>	A	PUERTO RICO	VENEZUELA	2-5	
12	20:00	Estadio Panamericano <b>Guadalajara</b>	A	MEXICO	NETHERLANDS	8-6	
16	19:00	Vantelin Dome Nagoya <b>Nagoya</b>	B	AUSTRALIA	JAPAN	3-9	
17	18:30	Tianmu Stadium <b>Taipei City</b>	B	DOMINICAN REPUBLIC	CUBA	6-1	
18	18:30	Taipei Dome <b>Taipei</b>	B	KOREA	CHINESE TAIPEI	3-6	

#### THURSDAY NOVEMBER 14, 2024 – JUEVES 14 DE NOVIEMBRE DE 2024

#	Hour Hora	Stadium Campo	Group Grupo	Visitor Team Equipo Visitante	Home Team Equipo Local	Score	Inn
13	13:00	Estadio Panamericano <b>Guadalajara</b>	A	NETHERLANDS	VENEZUELA	0-11	7
14	19:00	Coloso del Pacífico <b>Tepic</b>	A	PUERTO RICO	PANAMA	3-4	
15	20:00	Estadio Panamericano <b>Guadalajara</b>	A	USA	MEXICO	12-2	7
19	18:00	Tianmu Stadium <b>Taipei City</b>	B	CUBA	KOREA	4-8	
20	18:30	Taipei Dome <b>Taipei</b>	B	CHINESE TAIPEI	DOMINICAN REPUBLIC	2-1	

Local time in the host city / Hora local de la ciudad sede  
Guadalajara GMT-6 | Tepic GMT-7 | Taipei GMT +8 | Nagoya GMT +9

## OPENING ROUND – RONDA DE APERTURA

### SCHEDULE AND RESULTS – CALENDARIO Y RESULTADOS

#### FRIDAY NOVEMBER 15, 2024 – VIERNES 15 DE NOVIEMBRE DE 2024

#	Hour Hora	Stadium Campo	Group Grupo	Visitor Team Equipo Visitante	Home Team Equipo Local	Score	Inn
21	15:00	Tianmu Stadium Taipei City	B	 DOMINICAN REPUBLIC	 AUSTRALIA	0-5	
22	18:00	Taipei Dome Taipei	B	 KOREA	 JAPAN	3-6	

#### SATURDAY NOVEMBER 16, 2024 – SÁBADO 16 DE NOVIEMBRE DE 2024

#	Hour Hora	Stadium Campo	Group Grupo	Visitor Team Equipo Visitante	Home Team Equipo Local	Score	Inn
23	12:00	Tianmu Stadium Taipei City	B	 AUSTRALIA	 CUBA	3-4	
24	18:00	Taipei Dome Taipei	B	 JAPAN	 CHINESE TAIPEI	3-1	
25	18:30	Tianmu Stadium Taipei City	B	 DOMINICAN REPUBLIC	 KOREA	6-9	

#### SUNDAY NOVEMBER 17, 2024 – DOMINGO 17 DE NOVIEMBRE DE 2024

#	Hour Hora	Stadium Campo	Group Grupo	Visitor Team Equipo Visitante	Home Team Equipo Local	Score	Inn
26	18:00	Tianmu Stadium Taipei City	B	 CUBA	 JAPAN	6-7	
27	18:30	Taipei Dome Taipei	B	 CHINESE TAIPEI	 AUSTRALIA	11-3	





#### MONDAY NOVEMBER 18, 2024 – LUNES 18 DE NOVIEMBRE DE 2024

#	Hour Hora	Stadium Campo	Group Grupo	Visitor Team Equipo Visitante	Home Team Equipo Local	Score	Inn
28	12:00	Tianmu Stadium Taipei City	B	 AUSTRALIA	 KOREA	2-5	
29	18:00	Tianmu Stadium Taipei City	B	 JAPAN	 DOMINICAN REPUBLIC	11-3	
30	18:30	Taipei Dome Taipei	B	 CUBA	 CHINESE TAIPEI	0-2	

Local time in the host city / Hora local de la ciudad sede  
Guadalajara GMT-6 | Tepic GMT-7 | Taipei GMT +8 | Nagoya GMT +9

## SUPER ROUND AND FINALS SUPER RONDA Y FINALES

### STANDINGS – POSICIÓN DE EQUIPOS

SUPER ROUND - SUPER RONDA						
RK	TEAM – EQUIPO	GP	W	L	AVG	GB
1	 JAPAN	0	0	0	.000	-
2	 CHINESE TAIPEI	0	0	0	.000	-
3	 USA	0	0	0	.000	-
4	 VENEZUELA	0	0	0	.000	-

The Teams are placed according to the Tournament Regulations for the WBSC.

Los equipos son ordenados en atención a los Reglamentos Oficiales de la WBSC.



# SUPER ROUND AND FINALS SUPER RONDA Y FINALES

## SCHEDULE AND RESULTS – CALENDARIO Y RESULTADOS

### THURSDAY NOVEMBER 21, 2024 – JUEVES 21 DE NOVIEMBRE DE 2024

#	Hour Hora	Stadium Campo	Group Grupo	Visitor Team Equipo Visitante	Home Team Equipo Local	Score	Inn
31	12:00	Tokyo Dome Tokyo	SR	 CHINESE TAIPEI	 VENEZUELA		
32	19:00	Tokyo Dome Tokyo	SR	 USA	 JAPAN		



### FRIDAY NOVEMBER 22, 2024 – VIERNES 22 DE NOVIEMBRE DE 2024

#	Hour Hora	Stadium Campo	Group Grupo	Visitor Team Equipo Visitante	Home Team Equipo Local	Score	Inn
33	12:00	Tokyo Dome Tokyo	SR	 CHINESE TAIPEI	 USA		
34	19:00	Tokyo Dome Tokyo	SR	 VENEZUELA	 JAPAN		

### SATURDAY NOVEMBER 23, 2024 – SÁBADO 23 DE NOVIEMBRE DE 2024

#	Hour Hora	Stadium Campo	Group Grupo	Visitor Team Equipo Visitante	Home Team Equipo Local	Score	Inn
34	12:00	Tokyo Dome Tokyo	SR	 USA	 VENEZUELA		
35	19:00	Tokyo Dome Tokyo	SR	 CHINESE TAIPEI	 JAPAN		

### SUNDAY NOVEMBER 24, 2024 – DOMINGO 24 DE NOVIEMBRE DE 2024

#	Hour Hora	Stadium Campo	Group Grupo	Visitor Team Equipo Visitante	Home Team Equipo Local	Score	Inn
36	12:00	Tokyo Dome Tokyo	BRONZE 	4th after Super Round	3rd after Super Round		
37	19:00	Tokyo Dome Tokyo	GOLD 	2nd after Super Round	1st after Super Round		

Local time in Tokyo, Japan (GMT +9) / Hora local en Tokio, Japón (GMT +9)

## GAME SUMMARY - RESULTADO DEL JUEGO 28



### AUSTRALIA – KOREA



Nov 18, 2024 at JPN, TPE, MEX, Taipei Tianmu Baseball Stadium

```
-----
Australia.....000 011 000 - 2 5 3 (1-4)
Korea.....001 202 00X - 5 10 0 (3-2)
-----
```

Pitchers: Australia - ATHERTON Tim, KENT Steven, GUYER Josh, SAUPOLD Warwick, HOLLAND Sam, WYNNE Coen, VAN STEENSEL Todd

Korea - KO Youngpyo, YOU Yeongchan, CHOI Seungyong, LEE Youngha, KIM Taekyeon, SO Hyeongjun, KIM Seohyeon, PARK Yeonghyun

Win: SO Hyeongjun (2-0)  
Loss: KENT Steven (0-1)  
Save: PARK Yeonghyun (1)

Homeruns: Korea: KIM Doyeong

Attendance: 1799 - Start: 12:00 - Time: 3:21 - Weather: Rainy - 21°C

Umpires: HP-Shao-Wei LIN (TPE), 1B-Alessandro SPERA (ITA), 2B-Yuta SUYAMA (JPN), 3B-Hua-Wen CHI (TPE), CO-Chuan-Mu Cheng (TPE)

Scorers: Yu-Chun WEN (TPE), Jungsub Shin (KOR), Wayne HORNG (TPE)

TC: Calvin Chih-Shien YEH (TPE), Jonathan MA (HKG)

## GAME SUMMARY - RESULTADO DEL JUEGO 29



### JAPAN – DOMINICAN REPUBLIC



Nov 18, 2024 at JPN, TPE, MEX, Taipei Tianmu Baseball Stadium

```
-----
Japan.....101 030 105 - 11 14 2 (5-0)
Dominican Republic.110 001 000 - 3 8 2 (1-4)
-----
```

Pitchers: Japan - TOGO Shosei, INOUE Haruto, SUMIDA Chihiro, YOKOYAMA Rikuto, KITAYAMA Koki

Dominican Republic - PERALTA Wily, HENRY Henry, LÓPEZ Víctor, PÉREZ Héctor, RODRÍGUEZ Dionys, OGANDO Gerald, JUAN Jorge, PÉREZ Wilber, CASTILLO Diego

Win: INOUE Haruto (2-0)  
Loss: PÉREZ Héctor (0-1)  
Save: NONE

Attendance: 2572 - Start: 18:04 - Time: 3:22 - Weather: Rain - 20°C

Umpires: HP-Chieh HSU (TPE), 1B-Edwin LOUISA (NED), 2B-Ruben RAMOS (PUR), 3B-Sung Chul KIM (KOR), CO-Chuan-Mu Cheng (TPE)

Scorers: Jungsub Shin (KOR), Wayne HORNG (TPE), Yu-Chun WEN (TPE)

TC: Ken HUANG (TPE), Calvin Chih-Shien YEH (TPE)



## GAME SUMMARY - RESULTADO DEL JUEGO 30



# CUBA – CHINESE TAIPEI



Nov 18, 2024 at JPN, TPE, MEX, Taipei Dome

Cuba.....	000	000	000	-	0	4	0	(1-4)
Chinese Taipei.....	001	100	00X	-	2	9	0	(4-1)

Pitchers: Cuba - YERA Yoennis, PADRON Yusniel, MAURIS Yankiel, REYES Leodan  
 Chinese Taipei - HUANG Tzu-Peng, WANG Chih-Hsuan, CHEN Kuan-Wei, HUANG En-Sih, LIN Kai-Wei, CHEN Kuan-Yu, WU Chun-Wei

Win: WANG Chih-Hsuan (1-0)  
 Loss: YERA Yoennis (0-1)  
 Save: WU Chun-Wei (3)

Attendance: 30924 - Start: 18:31 - Time: 2:59 - Weather: 23°C

Umpires: HP-Christian MADERO (MEX), 1B-Angel CAMPOS (USA), 2B-Edgar HUERTA (MEX), 3B-Kenichi UMEKI (JPN), CO-Chao-Chieh CHEN (TPE)  
 Scorers: Fuka NAKAMURA (JPN), Susana SANTOS (ESP), Jennie MOLONEY (AUS)  
 TC: Enrique BURGOS (PAN), Jose Augusto SANCHEZ PEREZ (MEX)

# INDIVIDUAL LEADERS SUMMARY – Group B RESUMEN DE LIDERES INDIVIDUALES – Grupo B

(INCLUDING GAMES 16-30 – INCLUYENDO JUEGOS DEL 16 AL 30)

## BATTING LEADERS – LIDERES OFENSIVOS

**BATTING AVERAGE (min 2.7 PA/G)**

1. CHEN Chieh-Hsien, TPE	.571
- MORISHITA Shota, JPN	.571
3. SAKAKURA Shogo, JPN	.455
4. KIM Doyeong, KOR	.412
5. PAN Chieh-Kai, TPE	.389
6. PARK Dongwon, KOR	.375
7. DRAKE DOMINGUEZ Ya, CUB	.368
- KOZONO Kaito, JPN	.368
9. 1 Tied at	.357

**SLUGGING PCT (min 2.7 PA/G)**

1. KIM Doyeong, KOR	1.059
2. MORISHITA Shota, JPN	.929
3. CHEN Chieh-Hsien, TPE	.786
4. ALCANTARA VICENTE, DOM	.688
- PARK Dongwon, KOR	.688
6. PERKINS Robert Rya, AUS	.643
7. LIN Li, TPE	.588
8. DRAKE DOMINGUEZ Ya, CUB	.579
9. PARK Seonghan, KOR	.500

**ON BASE PCT (min 2.7 PA/G)**

1. CHEN Chieh-Hsien, TPE	.667
2. MORISHITA Shota, JPN	.636
3. SAKAKURA Shogo, JPN	.600
4. KURIHARA Ryoya, JPN	.474
5. DRAKE DOMINGUEZ Ya, CUB	.455
6. KIM Doyeong, KOR	.444
7. PARK Seonghan, KOR	.438
8. TSENG Song-En, TPE	.429
9. 1 Tied at	.421

**RUNS**

1. MORISHITA Shota, JPN	10
2. KUWAHARA Masayuki, JPN	5
- SANTOS MARTINEZ Ro, CUB	5
4. 9 Tied at	4

**HITS**

1. CHEN Chieh-Hsien, TPE	8
- MORISHITA Shota, JPN	8
3. DRAKE DOMINGUEZ Ya, CUB	7
- KIM Doyeong, KOR	7
- KOZONO Kaito, JPN	7
- PAN Chieh-Kai, TPE	7
7. 3 Tied at	6

**RBI**

1. KIM Doyeong, KOR	10
2. MORISHITA Shota, JPN	6
3. DRAKE DOMINGUEZ Ya, CUB	5
- LIN Li, TPE	5
- PERKINS Robert Rya, AUS	5
6. 6 Tied at	4

**DOUBLES**

1. CORDERO MEDINA And, DOM	2
- HANSON MICHEL Alen, DOM	2
- KIM Doyeong, KOR	2
- MOON Bogyong, KOR	2
- MORISHITA Shota, JPN	2
- PARK Dongwon, KOR	2
7. 23 Tied at	1

**TRIPLES**

1. GUTIERREZ HERRERA, DOM	1
- HALL Alex Jared Br, AUS	1
- PARK Seonghan, KOR	1
- SANTOS MARTINEZ Ro, CUB	1

**HOMERUNS**

1. KIM Doyeong, KOR	3
2. ALCANTARA VICENTE, DOM	2
- PERKINS Robert Rya, AUS	2
4. 17 Tied at	1

**TOTAL BASES**

1. KIM Doyeong, KOR	18
2. MORISHITA Shota, JPN	13
3. ALCANTARA VICENTE, DOM	11
- CHEN Chieh-Hsien, TPE	11
- DRAKE DOMINGUEZ Ya, CUB	11
- PARK Dongwon, KOR	11
7. LIN Li, TPE	10
8. PERKINS Robert Rya, AUS	9
- TAYLOR-WINGROVE Ri, AUS	9
10. 5 Tied at	8

**WALKS**

1. CHEN Chieh-Hsien, TPE	4
- CHU Yu-Hsien, TPE	4
- KURIHARA Ryoya, JPN	4
- MORISHITA Shota, JPN	4
- TSENG Song-En, TPE	4
6. 12 Tied at	3

**HIT BY PITCH**

1. MORISHITA Shota, JPN	2
2. 14 Tied at	1

**SACRIFICE HITS**

1. SHIN Minjae, KOR	3
2. KUWAHARA Masayuki, JPN	2
3. DE LEON Michael, DOM	1
- HANSON MICHEL Alen, DOM	1
- MUJICA DIAZ Yadir, CUB	1
- PAN Chieh-Kai, TPE	1
- WALTERS VALDES Jea, CUB	1

**SACRIFICE FLY**

1. MORISHITA Shota, JPN	2
2. KURIHARA Ryoya, JPN	1
- LIN Li, TPE	1
- PERKINS Robert Rya, AUS	1
- SANO keita, JPN	1
- SATO Toshiya, JPN	1
- TATSUMI Ryosuke, JPN	1

**STOLEN BASES**

1. ALCANTARA VICENTE, DOM	3
- KOZONO Kaito, JPN	3
3. BAZZANA Travis Wil, AUS	2
- CHEN Chieh-Hsien, TPE	2
- LIN Li, TPE	2
- PARK Seonghan, KOR	2
7. 12 Tied at	1

**PLATE APPEARANCES**

1. HONG Changki, KOR	23
- SANTOS MARTINEZ Ro, CUB	23
3. DRAKE DOMINGUEZ Ya, CUB	22
- MORISHITA Shota, JPN	22
5. 7 Tied at	21

**AT BATS**

1. SANTOS MARTINEZ Ro, CUB	20
- WHITEFIELD Aaron J, AUS	20
3. 7 Tied at	19

**CAUGHT STEALING**

1. BAZZANA Travis Wil, AUS	1
- CESPEDES URBAN Ric, DOM	1
- GLENDINNING Robert, AUS	1
- HANSON MICHEL Alen, DOM	1
- KOZONO Kaito, JPN	1
- PAN Chieh-Kai, TPE	1
- RODRIGUEZ GARCIA C, CUB	1
- WHITEFIELD Aaron J, AUS	1

**STRIKEOUTS**

1. PERKINS Robert Rya, AUS	9
- YOON Donghee, KOR	9
3. ARRUEBARRUENA ESCA, CUB	8
- DRAKE DOMINGUEZ Ya, CUB	8
- MOON Bogyong, KOR	8
6. ALCANTARA VICENTE, DOM	7
- GLENDINNING Robert, AUS	7
8. 7 Tied at	6

**STRIKEOUTS LOOKING**

1. ARRUEBARRUENA ESCA, CUB	4
- YOON Donghee, KOR	4
3. GLENDINNING Robert, AUS	3
- PERKINS Robert Rya, AUS	3
5. ALCANTARA VICENTE, DOM	2
- CHOI Wonjun, KOR	2
- MUJICA DIAZ Yadir, CUB	2
- NUNEZ PUELLO Raine, DOM	2
- WHITEFIELD Aaron J, AUS	2
10. 30 Tied at	1

**GDP**

1. DE LEON Michael, DOM	2
- HANSON MICHEL Alen, DOM	2
- PAN Chieh-Kai, TPE	2
4. 17 Tied at	1

# INDIVIDUAL LEADERS SUMMARY – Group B

## RESUMEN DE LIDERES INDIVIDUALES – Grupo B

(INCLUDING GAMES 16-30 – INCLUYENDO JUEGOS DEL 16 AL 30)

### PITCHING LEADERS – LIDERES EN PITCHEO

#### EARNED RUN AVG (min 0.8 IP/G)

1. GWAK Been, KOR	0.00
- HUANG Tzu-Peng, TPE	0.00
- KILOME PERALTA Fra, DOM	0.00
- KIM Seohyeon, KOR	0.00
- SAIKI Hiroto, JPN	0.00
6. FERNANDEZ ECHAVARR, DOM	1.50
7. VARGAS LESCAILLE A, CUB	1.59
8. PADRON ARTILES Yus, CUB	1.69
9. 3 Tied at	1.80

#### STRIKEOUTS

1. INOUE Haruto, JPN	11
2. VARGAS LESCAILLE A, CUB	10
3. FUJIHIRA Shoma, JPN	8
- SUMIDA Chihiro, JPN	8
- TAKAHASHI Hiroto, JPN	8
- YERA MONTALVO Yoen, CUB	8
7. HAYAKAWA Takahisa, JPN	7
- MOINELO PITA Livan, CUB	7
9. 6 Tied at	6

#### GAMES

1. CHEN Kuan-Wei, TPE	4
- CHEN Kuan-Yu, TPE	4
- HOLLAND Samuel Jos, AUS	4
- KIM Seohyeon, KOR	4
- WU Chun-Wei, TPE	4
- WYNNE Coen James W, AUS	4
7. 24 Tied at	3

#### SACRIFICE FLIES AGAINST

1. CHEN Po-Ching, TPE	1
- GUTIERREZ JIMENEZ, CUB	1
- LOPEZ LOPEZ Victor, DOM	1
- MOINELO PITA Livan, CUB	1
- PADRON ARTILES Yus, CUB	1
- RODRIGUEZ PEREZ Di, DOM	1
- SARDUY MEDINA Dari, CUB	1
- THORPE Lewis James, AUS	1

#### BALKS

1. PADRON ARTILES Yus, CUB	1
- TOGO Shosei, JPN	1

#### HITS ALLOWED

1. GUYER Joshua Alexa, AUS	7
- TAKAHASHI Hiroto, JPN	7
- YERA MONTALVO Yoen, CUB	7
4. CASTILLO Diego, DOM	6
- INOUE Haruto, JPN	6
- KO Youngpyo, KOR	6
- PADRON ARTILES Yus, CUB	6
- PERALTA DISHMEY W, DOM	6
9. 8 Tied at	5

#### WALKS ALLOWED (min 0.8 IP/G)

1. KILOME PERALTA Fra, DOM	0
- SUMIDA Chihiro, JPN	0
- TAKAHASHI Hiroto, JPN	0
- TOGO Shosei, JPN	0
- WU Chun-Wei, TPE	0
- WYNNE Coen James W, AUS	0
7. 9 Tied at	1

#### OPPOSING AVG (min 0.8 IP/G)

1. HUANG Tzu-Peng, TPE	.000
2. KILOME PERALTA Fra, DOM	.063
3. SAUPOLD Warwick An, AUS	.118
4. LIN Yu-Min, TPE	.125
5. VARGAS LESCAILLE A, CUB	.150
6. SAIKI Hiroto, JPN	.158
7. SUMIDA Chihiro, JPN	.188
8. YERA MONTALVO Yoen, CUB	.194
9. 1 Tied at	.211

#### WINS

1. CHANG Yi, TPE	2
- INOUE Haruto, JPN	2
- SO Hyeongjun, KOR	2
4. 9 Tied at	1

#### GAMES STARTED

1. ATHERTON Timothy I, AUS	2
- HUANG Tzu-Peng, TPE	2
- KO Youngpyo, KOR	2
- PERALTA DISHMEY W, DOM	2
- YERA MONTALVO Yoen, CUB	2
6. 20 Tied at	1

#### LOSSES

1. MOINELO PITA Livan, CUB	2
2. 13 Tied at	1

#### HIT BY PITCH

1. MOINELO PITA Livan, CUB	3
2. VARGAS LESCAILLE A, CUB	2
3. 11 Tied at	1

#### RUNS ALLOWED

1. MOINELO PITA Livan, CUB	8
2. KO Youngpyo, KOR	6
3. CASTILLO Diego, DOM	5
- PEREZ PINALES Hect, DOM	5
- TOWNSEND Blake And, AUS	5
6. GUYER Joshua Alexa, AUS	4
- HAYAKAWA Takahisa, JPN	4
- PEREZ SANCHEZ Wilb, DOM	4
- SHERRIFF William R, AUS	4
10. 8 Tied at	3

#### INNINGS PITCHED

1. YERA MONTALVO Yoen, CUB	10.0
2. HUANG Tzu-Peng, TPE	7.1
3. INOUE Haruto, JPN	7.0
4. PERALTA DISHMEY W, DOM	6.1
5. FERNANDEZ ECHAVARR, DOM	6.0
6. KO Youngpyo, KOR	5.2
- SAIKI Hiroto, JPN	5.2
- VARGAS LESCAILLE A, CUB	5.2
9. 1 Tied at	5.1

#### SAVES

1. WU Chun-Wei, TPE	3
2. OTA Taisei, JPN	2
3. FUJIHIRA Shoma, JPN	1
- MARTINEZ PEREZ Rai, CUB	1
- PARK Yeonghyun, KOR	1

#### SACRIFICE HITS AGAINST

1. KENNEDY Jon Robert, AUS	2
2. GUYER Joshua Alexa, AUS	1
- KENT Steven John, AUS	1
- LEE Youngha, KOR	1
- MAURIS GUTIERREZ Y, CUB	1
- MOINELO PITA Livan, CUB	1
- PERALTA DISHMEY W, DOM	1
- TAKAHASHI Hiroto, JPN	1
- WU Chun-Wei, TPE	1

#### WILD PITCHES

1. NEUNBORN Mitchell, AUS	2
2. 8 Tied at	1

#### INTENTIONAL WALKS

1. CHEN Po-Ching, TPE	1
- KENT Steven John, AUS	1
- MEDINA GARCIA Fran, CUB	1
- RODRIGUEZ SANCHEZ, DOM	1
- SHERRIFF William R, AUS	1

#### EARNED RUNS (min 0.8 IP/G)

1. GWAK Been, KOR	0
- HUANG Tzu-Peng, TPE	0
- KILOME PERALTA Fra, DOM	0
- KIM Seohyeon, KOR	0
- SAIKI Hiroto, JPN	0
6. 9 Tied at	1

# INDIVIDUAL LEADERS SUMMARY – Group B

## RESUMEN DE LIDERES INDIVIDUALES – Grupo B

(INCLUDING GAMES 16-30 – INCLUYENDO JUEGOS DEL 16 AL 30)

### FIELDING LEADERS – LIDERES DEFENSIVOS

#### PUTOUTS

1.	SAKAKURA Shogo, JPN	46
2.	LIN Chia-Cheng, TPE	45
3.	TAYLOR-WINGROVE Ri, AUS	40
4.	CHU Yu-Hsien, TPE	34
-	MOON Bogyeeong, KOR	34
-	NUNEZ PUELLO Raine, DOM	34
7.	MARTINEZ MARRERO A, CUB	32
8.	MAKI Shugo, JPN	31
9.	PEREZ GARCIA Andry, CUB	30

#### ASSISTS

1.	DE LEON Michael, DOM	14
-	SHIN Minjae, KOR	14
3.	GENDA Sosuke, JPN	13
4.	BAZZANA Travis Wil, AUS	12
5.	CHIANG Kun-Yu, TPE	11
-	LI Kai-Wei, TPE	11
7.	3 Tied at	10

#### ERRORS

1.	FLORENTINO BENZAN, DOM	2
-	GEORGE Darryl Roy, AUS	2
-	GLENDINNING Robert, AUS	2
-	GUIBERT STIVEN Yoe, CUB	2
5.	17 Tied at	1

#### CAUGHT STEALING

1.	PEREZ GARCIA Andry, CUB	2
-	PERKINS Robert Rya, AUS	2
3.	INOUE Haruto, JPN	1
-	LIN Chia-Cheng, TPE	1
-	PARK Dongwon, KOR	1
-	RODRIGUEZ CRUZ Fra, DOM	1

## TEAM'S STATS RANKING – Group B

### ESTADÍSTICAS POR EQUIPO – Grupo B

(INCLUDING GAMES 16-30 – INCLUYENDO JUEGOS DEL 16 AL 30)

#### BATTING – BATEO

TEAM	AVG	G	AB	R	H	2B	3B	HR	RBI	TB	SLG%	BB	HP	SO	GDP	OB%	SF	SH	SB-ATT
Japan	.306	5	170	36	52	8	0	2	32	66	.388	27	5	30	2	.404	6	2	4-5
Chinese Taipei	.258	5	163	22	42	6	0	6	22	66	.405	18	2	33	5	.337	1	1	5-6
Korea	.250	5	164	28	41	8	1	5	25	66	.402	12	3	54	3	.313	0	3	7-7
Cuba	.235	5	166	15	39	3	1	3	12	53	.319	18	3	47	5	.321	0	2	1-2
Australia	.228	5	162	16	37	3	1	6	16	60	.370	15	3	56	1	.304	1	0	3-6
Dominican Republic	.224	5	161	16	36	7	1	2	13	51	.317	11	0	41	7	.273	0	2	6-8
TOTALS	.250	30	986	133	247	35	4	24	120	362	.367	101	16	261	23	.328	8	10	26-34

#### PITCHING – PITCHEO

TEAM	ERA	W-L	SV	IP	GS	CG	SHO	H	R	ER	BB	SO	2B	3B	HR	AB	B/Avg	WP	HP	BKIBB	SHA	SFA	
Chinese Taipei	1.80	4-1	3	45.0	5	0	0	27	10	9	9	47	7	0	4	158	.171	0	1	0	1	1	1
Japan	2.80	5-0	3	45.0	5	0	0	38	16	14	9	63	7	1	4	170	.224	1	1	1	0	1	0
Korea	4.81	3-2	1	43.0	5	0	0	46	24	23	17	38	5	0	7	169	.272	1	3	0	0	1	0
Dominican Republic	5.02	1-4	0	43.0	5	0	0	44	28	24	24	39	5	2	2	163	.270	5	3	0	1	1	2
Cuba	5.14	1-4	1	42.0	5	0	0	42	26	24	22	47	6	1	3	157	.268	2	6	1	1	2	4
Australia	5.14	1-4	0	42.0	5	0	0	50	29	24	20	27	5	0	4	169	.296	2	2	0	2	4	1
TOTALS	4.08	15-15	8	260.0	30	0	0	247	133	118	101	261	35	4	24	986	.251	11	16	2	5	10	8

#### DEFENSE – DEFENSA

TEAM	C	PO	A	E	DP	FLD%	CSB	SBA	SBA%	CI	PB
Japan	179	135	41	3	3	.983	1	3	.750	0	0
Chinese Taipei	189	135	51	3	3	.984	1	3	.750	0	0
Korea	189	129	58	2	5	.989	1	5	.833	0	0
Cuba	173	126	43	4	4	.977	2	6	.750	0	0
Australia	183	126	50	7	6	.962	2	6	.750	0	0
Dominican Republic	179	129	44	6	7	.966	1	3	.750	1	1
TOTALS	1092	780	287	25	49	.977	17	26	.605	1	1

# INDIVIDUAL LEADERS SUMMARY

## RESUMEN DE LIDERES INDIVIDUALES

(INCLUDING GAMES 1-30 – INCLUYENDO JUEGOS DEL 1 AL 30)

### BATTING LEADERS – LIDERES OFENSIVOS

#### BATTING AVERAGE (min 2.7 PA/G)

1.	SHAW Matthew James, USA	.579
2.	CHEN Chieh-Hsien, TPE	.571
-	MORISHITA Shota, JPN	.571
4.	SIMPSON Chandler L, USA	.550
5.	GAITAN LOPEZ Jose, MEX	.526
6.	GREGORIUS Mariekso, NED	.500
7.	SAKAKURA Shogo, JPN	.455
8.	SCHOOP Sharlon Rom, NED	.450
9.	KIM Doyeong, KOR	.412

#### RUNS

1.	MORISHITA Shota, JPN	10
2.	SIMPSON Chandler L, USA	7
3.	CLEMENTINA Hendrik, NED	6
-	GREGORIUS Mariekso, NED	6
-	JOHNSON Termarr Je, USA	6
-	PALACIOS LEON Jerm, VEN	6
-	SHAW Matthew James, USA	6
8.	7 Tied at	5

#### DOUBLES

1.	GAITAN LOPEZ Jose, MEX	4
-	SANTOS THILL Jhonn, PAN	4
3.	CASTILLO RODRIGUE, VEN	3
-	CRAWFORD Justin Ca, USA	3
-	FLORES DEVIA Ramon, VEN	3
-	RICHARDSON Denzel, NED	3
-	SCHOOP Jonathan Ru, NED	3
-	TREJO Alan Ray, MEX	3
9.	13 Tied at	2

#### TOTAL BASES

1.	SHAW Matthew James, USA	20
2.	SANTOS THILL Jhonn, PAN	19
3.	GREGORIUS Mariekso, NED	18
-	KIM Doyeong, KOR	18
5.	GAITAN LOPEZ Jose, MEX	17
-	RICHARDSON Denzel, NED	17
-	WARD Ryan Joseph, USA	17
8.	2 Tied at	15

#### SACRIFICE HITS

1.	SHIN Minjae, KOR	3
2.	KUWAHARA Masayuki, JPN	2
3.	11 Tied at	1

#### PLATE APPEARANCES

1.	SIMPSON Chandler L, USA	24
2.	HONG Changki, KOR	23
-	SANTOS MARTINEZ Ro, CUB	23
-	SHAW Matthew James, USA	23
5.	12 Tied at	22

#### STRIKEOUTS

1.	RAMOS MORALES Jose, PAN	10
2.	PERKINS Robert Rya, AUS	9
-	YOON Donghee, KOR	9
4.	ARRUEBARRUENA ESCA, CUB	8
-	DRAKE DOMINGUEZ Ya, CUB	8
-	MOON Bogyong, KOR	8
-	RITTER Lucas, SH	8
-	ROSS TARABOCHIE Sh, PUR	8
9.	5 Tied at	7

#### SLUGGING PCT (min 2.7 PA/G)

1.	WARD Ryan Joseph, USA	1.133
2.	TREJO Alan Ray, MEX	1.077
3.	KIM Doyeong, KOR	1.059
4.	SANTOS THILL Jhonn, PAN	1.056
5.	SHAW Matthew James, USA	1.053
6.	MORISHITA Shota, JPN	.929
7.	GAITAN LOPEZ Jose, MEX	.895
8.	PAGAN RODRIGUEZ Ez, PUR	.875
9.	RICHARDSON Denzel, NED	.850

#### HITS

1.	GREGORIUS Mariekso, NED	11
-	SHAW Matthew James, USA	11
-	SIMPSON Chandler L, USA	11
4.	GAITAN LOPEZ Jose, MEX	10
5.	SCHOOP Sharlon Rom, NED	9
6.	CHEN Chieh-Hsien, TPE	8
-	MORISHITA Shota, JPN	8
-	RICHARDSON Denzel, NED	8
9.	9 Tied at	7

#### TRIPLES

1.	GUTIERREZ HERRERA, DOM	1
-	HALL Alex Jared Br, AUS	1
-	PAGAN RODRIGUEZ Ez, PUR	1
-	PARK Seonghan, KOR	1
-	SANTOS MARTINEZ Ro, CUB	1
-	SANTOS THILL Jhonn, PAN	1
-	SCHOOP Jonathan Ru, NED	1
-	SHAW Matthew James, USA	1

#### WALKS

1.	VAZ Javier Rafeal, PUR	6
2.	WILLIAMS Carson Ev, USA	5
3.	10 Tied at	4

#### SACRIFICE FLY

1.	MORISHITA Shota, JPN	2
2.	17 Tied at	1

#### AT BATS

1.	GREGORIUS Mariekso, NED	22
-	MUNOZ MENDOZA Edga, PAN	22
3.	ALVAREZ ROMERO And, MEX	21
-	CLEMENTINA Hendrik, NED	21
-	PROFAR Juremi Greg, NED	21
6.	7 Tied at	20

#### STRIKEOUTS LOOKING

1.	ARRUEBARRUENA ESCA, CUB	4
-	GAITAN LOPEZ Jose, MEX	4
-	ROSS TARABOCHIE Sh, PUR	4
-	YOON Donghee, KOR	4
5.	GLENDINNING Robert, AUS	3
-	PERKINS Robert Rya, AUS	3
-	SANTOS THILL Jhonn, PAN	3
8.	14 Tied at	2

#### ON BASE PCT (min 2.7 PA/G)

1.	CHEN Chieh-Hsien, TPE	.667
2.	MORISHITA Shota, JPN	.636
3.	SHAW Matthew James, USA	.609
-	SIMPSON Chandler L, USA	.609
5.	SAKAKURA Shogo, JPN	.600
6.	GAITAN LOPEZ Jose, MEX	.591
7.	JOHNSON Termarr Je, USA	.529
8.	GREGORIUS Mariekso, NED	.500
9.	1 Tied at	.476

#### RBI

1.	SHAW Matthew James, USA	12
2.	KIM Doyeong, KOR	10
-	WARD Ryan Joseph, USA	10
4.	MORISHITA Shota, JPN	6
-	ROJAS VALENZUELA J, MEX	6
6.	9 Tied at	5

#### HOMERUNS

1.	WARD Ryan Joseph, USA	4
2.	KIM Doyeong, KOR	3
3.	15 Tied at	2

#### HIT BY PITCH

1.	MORISHITA Shota, JPN	2
2.	28 Tied at	1

#### STOLEN BASES

1.	SIMPSON Chandler L, USA	6
2.	ALCANTARA VICENTE, DOM	3
-	KOZONO Kaito, JPN	3
-	SHAW Matthew James, USA	3
-	WILLIAMS Carson Ev, USA	3
6.	BAZZANA Travis Wil, AUS	2
-	CHEN Chieh-Hsien, TPE	2
-	LIN Li, TPE	2
-	PARK Seonghan, KOR	2
10.	21 Tied at	1

#### CAUGHT STEALING

1.	17 Tied at	1
----	------------	---

#### GDP

1.	DE LEON Michael, DOM	2
-	DIDDER Ray-Patrick, NED	2
-	HANSON MICHEL Alen, DOM	2
-	PAN Chieh-Kai, TPE	2
-	PROFAR Juremi Greg, NED	2
-	SCHOOP Jonathan Ru, NED	2
7.	28 Tied at	1



# INDIVIDUAL LEADERS SUMMARY

## RESUMEN DE LIDERES INDIVIDUALES

(INCLUDING GAMES 1-30 – INCLUYENDO JUEGOS DEL 1 AL 30)

### PITCHING LEADERS – LIDERES EN PITCHEO

#### EARNED RUN AVG (min 0.8 IP/G)

-	
1. 9 Tied at	0.00

#### OPPOSING AVG (min 0.8 IP/G)

1. HUANG Tzu-Peng, TPE	.000
2. KILOME PERALTA Fra, DOM	.063
3. BENITEZ ROMAN Jorg, PUR	.071
- MOSQUEDA HERNANDEZ, VEN	.071
5. KELLY Kevin Keary, NED	.107
6. SAUPOLD Warwick An, AUS	.118
7. BALDONADO FORSYTHE, PAN	.125
- LIN Yu-Min, TPE	.125
9. 3 Tied at	.150

#### INNINGS PITCHED

1. BARRIA SOTO Jaime, PAN	10.0
- PINTO VALERA Ricar, VEN	10.0
- YERA MONTALVO Yoen, CUB	10.0
4. KELLY Kevin Keary, NED	9.0
5. BERMUDEZ DE JESUS, PUR	8.1
6. HUANG Tzu-Peng, TPE	7.1
7. INOUE Haruto, JPN	7.0
8. HILL Richard Josep, USA	6.1
- PERALTA DISHMEY W, DOM	6.1
10. 5 Tied at	6.0

#### STRIKEOUTS

1. INOUE Haruto, JPN	11
2. MOSQUEDA HERNANDEZ, VEN	10
- SANCHEZ OQUENDO Ma, VEN	10
- VARGAS LESCAILLE A, CUB	10
5. BERMUDEZ DE JESUS, PUR	9
- HILL Richard Josep, USA	9
7. 6 Tied at	8

#### WINS

1. CHANG Yi, TPE	2
- INOUE Haruto, JPN	2
- MENENDEZ Antonio D, USA	2
- PINTO VALERA Ricar, VEN	2
- SO Hyeongjun, KOR	2
6. 20 Tied at	1

#### SAVES

1. WU Chun-Wei, TPE	3
2. ALANIZ JR Ruben, MEX	2
- OTA Taisei, JPN	2
4. 8 Tied at	1

#### GAMES

1. BENITEZ ROMAN Jorg, PUR	4
- CHEN Kuan-Wei, TPE	4
- CHEN Kuan-Yu, TPE	4
- HOLLAND Samuel Jos, AUS	4
- KIM Seohyeon, KOR	4
- WU Chun-Wei, TPE	4
- WYNNE Coen James W, AUS	4
8. 38 Tied at	3

#### GAMES STARTED

-	
1. 9 Tied at	2

#### SACRIFICE HITS AGAINST

1. ADLER Eric Michael, USA	3
2. BRETO FERNANDEZ Li, VEN	2
- KENNEDY Jon Robert, AUS	2
4. 9 Tied at	1

#### SACRIFICE FLIES AGAINST

1. 19 Tied at	1
---------------	---

#### LOSSES

1. MOINELO PITA Livan, CUB	2
2. 28 Tied at	1

#### WILD PITCHES

1. CRUZ TORRES Luis L, PUR	2
- GONZALEZ ORTIZ Vic, MEX	2
- MENDOZA SANDOVAL A, PAN	2
- MIRANDA OSORIO Lui, MEX	2
- NEUNBORN Mitchell, AUS	2
- RAMIREZ LUGO Ruben, PUR	2
7. 16 Tied at	1

#### BALKS

1. AGRAZAL ESPINOSA D, PAN	1
- FIERRO VELAZQUEZ E, MEX	1
- HILL Richard Josep, USA	1
- LAWRENCE Casey Lee, USA	1
- PADRON ARTILES Yus, CUB	1
- TOGO Shosei, JPN	1

#### HIT BY PITCH

1. MOINELO PITA Livan, CUB	3
2. BERRIOS FLORES Osv, PUR	2
- MARTIS Shairon Ben, NED	2
- VARGAS LESCAILLE A, CUB	2
5. 21 Tied at	1

#### INTENTIONAL WALKS

1. CHEN Po-Ching, TPE	1
- KENT Steven John, AUS	1
- MEDINA GARCIA Fran, CUB	1
- RODRIGUEZ SANCHEZ, DOM	1
- SHERRIFF William R, AUS	1

#### HITS ALLOWED

1. MARTIS Shairon Ben, NED	17
2. SANTIAGO RONDON An, PUR	15
3. BARRIA SOTO Jaime, PAN	13
4. MIRANDA OSORIO Lui, MEX	9
5. 7 Tied at	7

#### RUNS ALLOWED

1. MARTIS Shairon Ben, NED	15
2. SANTIAGO RONDON An, PUR	10
3. MIRANDA OSORIO Lui, MEX	8
- MOINELO PITA Livan, CUB	8
5. BARRIA SOTO Jaime, PAN	6
- KO Youngpyo, KOR	6
7. 5 Tied at	5

#### EARNED RUNS (min 0.8 IP/G)

-	
1. 9 Tied at	0

#### WALKS ALLOWED (min 0.8 IP/G)

1. 13 Tied at	0
---------------	---

# INDIVIDUAL LEADERS SUMMARY RESUMEN DE LIDERES INDIVIDUALES

(INCLUDING GAMES 1-30 – INCLUYENDO JUEGOS DEL 1 AL 30)

## FIELDING LEADERS – LIDERES DEFENSIVOS

### PUTOUTS

1.	PEREZ ALVAREZ Carl, VEN	52
2.	QUIROZ CASTILLO Ca, PAN	51
3.	SAKAKURA Shogo, JPN	46
4.	LIN Chia-Cheng, TPE	45
5.	TAYLOR-WINGROVE Ri, AUS	40
6.	GONZALES GONZALES, PAN	39
-	ROJAS VALENZUELA J, MEX	39
8.	2 Tied at	34

### ASSISTS

1.	MUNOZ MENDOZA Edga, PAN	18
2.	ALVAREZ ROMERO And, MEX	16
-	WILLIAMS Carson Ev, USA	16
4.	DE LEON Michael, DOM	14
-	SHIN Minjae, KOR	14
6.	EVANS Phillip Math, MEX	13
-	GENDA Sosuke, JPN	13
-	GREGORIUS Mariekso, NED	13
-	TEJADA ABREGO Rube, PAN	13
10.	3 Tied at	12

### ERRORS

1.	FLORENTINO BENZAN, DOM	2
-	GEORGE Darryl Roy, AUS	2
-	GLENDINNING Robert, AUS	2
-	GUIBERT STIVEN Yoe, CUB	2
-	WILLIAMS Carson Ev, USA	2
6.	34 Tied at	1

### CAUGHT STEALING

1.	GONZALES GONZALES, PAN	3
2.	PEREZ GARCIA Andry, CUB	2
-	PERKINS Robert Rya, AUS	2
4.	10 Tied at	1

# TEAM'S STATS RANKING ESTADÍSTICAS POR EQUIPO

(INCLUDING GAMES 1-30 – INCLUYENDO JUEGOS DEL 1 AL 30)

## BATTING – BATEO

TEAM	AVG	G	AB	R	H	2B	3B	HR	RBI	TB	SLG%	BB	HP	SO	GDP	OB%	SF	SH	SB-ATT
Netherlands	.363	5	179	37	65	14	1	10	32	111	.620	9	1	23	8	.395	1	0	0-0
United States of America	.317	5	164	36	52	9	1	9	35	90	.549	23	2	45	1	.401	3	1	14-14
Venezuela	.312	5	157	31	49	14	0	8	28	87	.554	14	3	26	2	.373	3	4	1-5
Japan	.306	5	170	36	52	8	0	2	32	66	.388	27	5	30	2	.404	6	2	4-5
Chinese Taipei	.258	5	163	22	42	6	0	6	22	66	.405	18	2	33	5	.337	1	1	5-6
Korea	.250	5	164	28	41	8	1	5	25	66	.402	12	3	54	3	.313	0	3	7-7
Panama	.244	5	168	22	41	11	1	9	21	81	.482	9	2	41	0	.286	3	0	2-2
Cuba	.235	5	166	15	39	3	1	3	12	53	.319	18	3	47	5	.321	0	2	1-2
Australia	.228	5	162	16	37	3	1	6	16	60	.370	15	3	56	1	.304	1	0	3-6
Mexico	.225	5	160	23	36	8	0	7	22	65	.406	21	3	46	3	.324	1	0	3-5
Puerto Rico	.225	5	160	19	36	7	1	5	16	60	.375	20	3	52	3	.322	0	1	1-4
Dominican Republic	.224	5	161	16	36	7	1	2	13	51	.317	11	0	41	7	.273	0	2	6-8
TOTALS	.266	30	1974	301	526	98	8	72	274	856	.434	197	30	494	40	.339	19	16	47-64

## PITCHING – PITCHEO

TEAM	ERA	W-L	SV	IP	GS	CG	SHO	H	R	ER	BB	SO	2B	3B	HR	AB	B/Avg	WP	HP	BKIBB	SHA	SFA	
Chinese Taipei	1.80	4-1	3	45.0	5	0	0	27	10	9	9	47	7	0	4	158	.171	0	1	0	1	1	1
Venezuela	2.36	4-1	2	42.0	5	0	0	28	13	11	15	57	3	2	5	148	.189	0	1	0	0	2	2
United States of America	2.41	3-2	0	41.0	5	0	0	32	13	11	8	48	5	0	6	148	.216	2	1	2	0	3	1
Japan	2.80	5-0	3	45.0	5	0	0	38	16	14	9	63	7	1	4	170	.224	1	1	1	0	1	0
Korea	4.81	3-2	1	43.0	5	0	0	46	24	23	17	38	5	0	7	169	.272	1	3	0	0	1	0
Panama	4.84	3-2	2	44.2	5	0	0	47	25	24	17	36	10	0	7	177	.266	3	1	1	0	0	0
Dominican Republic	5.02	1-4	0	43.0	5	0	0	44	28	24	24	39	5	2	2	163	.270	5	3	0	1	1	2
Cuba	5.14	1-4	1	42.0	5	0	0	42	26	24	22	47	6	1	3	157	.268	2	6	1	1	2	4
Australia	5.14	1-4	0	42.0	5	0	0	50	29	24	20	27	5	0	4	169	.296	2	2	0	2	4	1
Mexico	6.91	2-3	2	43.0	5	0	0	63	34	33	12	38	16	2	9	184	.342	5	3	1	0	0	2
Puerto Rico	7.24	1-4	1	41.0	5	0	0	53	36	33	17	27	11	0	9	170	.312	5	4	0	0	1	1
Netherlands	10.07	2-3	0	39.1	5	0	0	56	47	44	27	27	18	0	12	161	.348	2	4	0	0	0	5
TOTALS	4.83	30-30	15	511.0	60	0	0	526	301	274	197	494	98	8	72	1974	.266	28	30	6	5	16	19

## DEFENSE – DEFENSA

TEAM	C	PO	A	E	DP	FLD%	CSB	SBA	SBA%	CI	PB
Netherlands	155	118	35	2	5	.987	1	2	.667	0	0
United States of America	172	123	45	4	5	.977	1	2	.667	0	1
Venezuela	159	126	31	2	1	.987	1	1	.500	0	1
Japan	179	135	41	3	3	.983	1	3	.750	0	0
Chinese Taipei	189	135	51	3	3	.984	1	3	.750	0	0
Korea	189	129	58	2	5	.989	1	5	.833	0	0
Panama	191	134	52	5	3	.974	3	4	.571	0	0
Cuba	173	126	43	4	4	.977	2	6	.750	0	0
Australia	183	126	50	7	6	.962	2	6	.750	0	0
Mexico	185	129	53	3	3	.984	1	4	.800	0	1
Puerto Rico	165	123	39	3	4	.982	2	8	.800	0	0
Dominican Republic	179	129	44	6	7	.966	1	3	.750	1	1
TOTALS	2119	1533	542	44	49	.979	17	47	.734	1	4

# TEAM'S STATS – ESTADÍSTICAS DE EQUIPO

(INCLUDING GAMES 16-30 – INCLUYENDO JUEGOS DEL 16 AL 30)



# AUSTRALIA

# AUS

(All Games, Sorted by Batting Avg)

Record: Tournament: 1-4 / Opening Round: 1-4 /

#	PLAYER	AVG	GP-GS	AB	R	H	2B	3B	HR	RBI	TB	SLG%	BB	HP	SO	GDP	OB%	SF	SH	SB-ATT
15	SPENCE Liam John	.500	1-1	4	0	2	0	0	0	1	2	.500	0	0	1	0	.500	0	0	0-0
7	GEORGE Darryl Roy	.313	5-5	16	1	5	1	0	0	1	6	.375	3	0	6	0	.421	0	0	0-0
23	KENNELLY Timothy J	.278	5-5	18	2	5	1	0	0	1	6	.333	2	1	6	0	.381	0	0	0-0
4	BAZZANA Travis Wil	.263	5-5	19	1	5	0	0	0	1	5	.263	2	0	6	0	.333	0	0	2-3
52	TAYLOR-WINGROVE Ri	.263	5-5	19	2	5	1	0	1	3	9	.474	1	0	5	0	.300	0	0	0-0
9	PERKINS Robert Rya	.214	4-4	14	2	3	0	0	2	5	9	.643	0	0	9	0	.200	1	0	0-0
6	GLENDINNING Robert	.214	4-4	14	3	3	0	0	1	1	6	.429	2	1	7	1	.353	0	0	1-2
2	WHITEFIELD Aaron J	.200	5-5	20	1	4	0	0	0	0	4	.200	1	0	5	0	.238	0	0	0-1
50	MAGUIRE Solomon Ze	.200	2-2	5	1	1	0	0	1	1	4	.800	0	0	1	0	.200	0	0	0-0
10	HALL Alex Jared Br	.176	5-5	17	2	3	0	1	0	1	5	.294	2	0	4	0	.263	0	0	0-0
60	BOJARSKI Ulrich	.100	4-3	10	1	1	0	0	1	1	4	.400	2	1	3	0	.308	0	0	0-0
43	DALE Jarryd James	.000	3-1	4	0	0	0	0	0	0	0	.000	0	0	1	0	.000	0	0	0-0
34	BOWEY Jake Bradley	.000	2-0	2	0	0	0	0	0	0	0	.000	0	0	2	0	.000	0	0	0-0
Totals		.228		162	16	37	3	1	6	16	60	.370	15	3	56	1	.304	1	0	3-6
Opponents		.296		169	29	50	5	0	4	25	67	.396	20	2	27	4	.375	1	4	6-8

(All Games, Sorted by Earned Run Avg)

#	PLAYER	ERA	W-L	SV	IP	G	GS	CG	SHO	H	R	ER	BB	SO	2B	3B	HR	AB	B/Avg	WP	HP	BK	IBB	SHA	SFA
11	MCCRATH Daniel Eve	0.00	0-0	0	2.0	3	0	0	0	2	0	0	0	1	0	0	0	8	.250	0	0	0	0	0	0
55	KENNEDY Jon Robert	0.00	0-0	0	3.0	3	0	0	0	5	2	0	1	4	0	0	0	13	.385	0	0	0	0	2	0
26	WILKINS Luke James	0.00	0-0	0	2.0	2	0	0	0	2	0	0	2	0	0	0	0	7	.286	0	0	0	0	0	0
37	ATHERTON Timothy I	1.80	0-0	0	5.0	3	2	0	0	5	1	1	1	4	0	0	0	20	.250	0	0	0	0	0	0
30	SAUPOLD Warwick An	1.80	0-0	0	5.0	2	1	0	0	2	1	1	1	4	0	0	0	17	.118	0	0	0	0	0	0
31	WYNNE Coen James W	2.25	1-0	0	4.0	4	0	0	0	3	1	1	0	4	1	0	0	14	.214	0	1	0	0	0	0
21	VAN STEENSEL Todd	2.70	0-0	0	3.1	3	0	0	0	2	1	1	0	3	0	0	0	12	.167	0	0	0	0	0	0
25	KENT Steven John	3.00	0-1	0	3.0	2	0	0	0	3	1	1	2	1	0	0	0	10	.300	0	0	0	1	1	0
40	HOLLAND Samuel Jos	7.36	0-0	0	3.2	4	0	0	0	4	3	3	2	2	0	0	1	15	.267	0	0	0	0	0	0
20	GUYER Joshua Alexa	7.71	0-0	0	2.1	2	0	0	0	7	4	2	2	1	2	0	0	13	.538	0	0	0	0	1	0
22	NEUNBORN Mitchell	10.13	0-1	0	2.2	2	1	0	0	3	3	3	3	0	1	0	0	11	.273	2	0	0	0	0	0
56	SHERRIFF William R	12.00	0-0	0	3.0	2	0	0	0	4	4	4	3	1	0	0	1	13	.308	0	1	0	1	0	0
18	THORPE Lewis James	20.25	0-1	0	1.1	2	1	0	0	4	3	3	3	0	1	0	0	6	.667	0	0	0	0	0	1
54	TOWNSEND Blake And	21.60	0-1	0	1.2	3	0	0	0	4	5	4	0	2	0	0	2	10	.400	0	0	0	0	0	0
Totals		5.14	1-4	0	42.0	5	5	0	0	50	29	24	20	27	5	0	4	169	.296	2	2	0	2	4	1
Opponents		3.27	4-1	2	44.0	5	5	0	0	37	16	16	15	56	3	1	6	162	.228	1	3	0	0	0	1

(All Games, Sorted by Fielding Pct)

#	PLAYER	C	PO	A	E	DP	FLD%	CSB	SBA	SBA%	CI	PB
52	TAYLOR-WINGROVE Ri	45	40	5	0	5	1.000	0	0	0	0	0
9	PERKINS Robert Rya	21	18	3	0	1	1.000	2	6	.750	0	0
4	BAZZANA Travis Wil	20	8	12	0	5	1.000	0	0	0	0	0
10	HALL Alex Jared Br	10	10	0	0	0	1.000	0	0	0	0	0
60	BOJARSKI Ulrich	8	8	0	0	0	1.000	0	0	0	0	0
23	KENNELLY Timothy J	7	7	0	0	0	1.000	0	0	0	0	0
15	SPENCE Liam John	4	2	2	0	0	1.000	0	0	0	0	0
43	DALE Jarryd James	3	2	1	0	0	1.000	0	0	0	0	0
50	MAGUIRE Solomon Ze	2	2	0	0	0	1.000	0	0	0	0	0
22	NEUNBORN Mitchell	2	2	0	0	0	1.000	0	0	0	0	0
25	KENT Steven John	1	0	1	0	0	1.000	0	0	0	0	0
37	ATHERTON Timothy I	1	0	1	0	0	1.000	0	0	0	0	0
40	HOLLAND Samuel Jos	1	0	1	0	0	1.000	0	0	0	0	0
56	SHERRIFF William R	1	0	1	0	0	1.000	0	0	0	0	0
30	SAUPOLD Warwick An	1	0	1	0	0	1.000	0	0	0	0	0
21	VAN STEENSEL Todd	1	1	0	0	0	1.000	0	0	0	0	0
2	WHITEFIELD Aaron J	19	18	0	1	0	.947	0	0	0	0	0
6	GLENDINNING Robert	17	5	10	2	1	.882	0	0	0	0	0
7	GEORGE Darryl Roy	15	3	10	2	2	.867	0	0	0	0	0
55	KENNEDY Jon Robert	2	0	1	1	0	.500	0	0	0	0	0
20	GUYER Joshua Alexa	2	0	1	1	0	.500	0	0	0	0	0
Totals		183	126	50	7	6	.962	2	6	.750	0	0
Opponents		172	132	39	1	3	.994	3	3	.500	0	0

# TEAM'S STATS – ESTADÍSTICAS DE EQUIPO

(INCLUDING GAMES 16-30 – INCLUYENDO JUEGOS DEL 16 AL 30)



# CUBA

# CUB

(All Games, Sorted by Batting Avg)

Record: Tournament: 1-4 / Opening Round: 1-4 /

#	PLAYER	AVG	GP-GS	AB	R	H	2B	3B	HR	RBI	TB	SLG%	BB	HP	SO	GDP	OB%	SF	SH	SB-ATT
12	COSME OLIVA Andi Y	.500	1-0	2	0	1	0	0	0	0	1	.500	0	0	1	0	.500	0	0	0-0
17	PEREZ GARCIA Andry	.375	5-4	8	0	3	0	0	0	0	3	.375	3	0	2	0	.545	0	0	0-0
33	DRAKE DOMINGUEZ Ya	.368	5-5	19	4	7	1	0	1	5	11	.579	3	0	8	1	.455	0	0	0-0
1	SANTOS MARTINEZ Ro	.300	5-5	20	5	6	0	1	0	0	8	.400	3	0	2	0	.391	0	0	0-0
54	DESPAIGNE RODRIGUE	.278	5-5	18	2	5	0	0	0	1	5	.278	3	0	4	1	.381	0	0	0-0
71	ARRUEBARRUENA ESCA	.211	5-5	19	0	4	1	0	0	1	5	.263	0	1	8	0	.250	0	0	0-0
34	VINALES ALVAREZ Ra	.200	3-1	5	1	1	0	0	1	1	4	.800	0	0	0	1	.200	0	0	0-0
13	BALDOQUIN MARTINEZ	.200	4-1	5	0	1	0	0	0	0	1	.200	1	0	2	0	.333	0	0	0-0
40	MARTINEZ MARRERO A	.167	5-5	18	0	3	1	0	0	0	4	.222	2	1	3	1	.286	0	0	0-0
7	GUIBERT STIVEN Yoe	.167	5-5	18	1	3	0	0	1	3	6	.333	2	0	6	0	.250	0	0	0-0
31	WALTERS VALDES Jea	.167	4-4	12	1	2	0	0	0	0	2	.167	0	0	3	1	.167	0	1	1-1
10	MONCADA OLIVERA Yo	.143	4-3	14	0	2	0	0	0	1	2	.143	0	1	6	0	.200	0	0	0-0
5	MUJICA DIAZ Yadir	.125	5-2	8	1	1	0	0	0	0	1	.125	1	0	2	0	.222	0	1	0-0
Totals		.235		166	15	39	3	1	3	12	53	.319	18	3	47	5	.321	0	2	1-1
Opponents		.268		157	26	42	6	1	3	25	59	.376	22	6	47	4	.370	4	2	6-8

(All Games, Sorted by Earned Run Avg)

#	PLAYER	ERA	W-L	SV	IP	G	GS	CG	SHO	H	R	ER	BB	SO	2B	3B	HR	AB	B/Avg	WP	HP	BK	IBB	SHA	SFA
92	MARTINEZ PEREZ Rai	0.00	0-0	1	1.0	1	0	0	0	0	0	0	0	2	0	0	0	3	.000	0	0	0	0	0	0
79	VARGAS LESCAILLE A	1.59	1-0	0	5.2	3	0	0	0	3	1	1	1	10	0	0	1	20	.150	0	2	0	0	0	0
15	PADRON ARTILES Yus	1.69	0-0	0	5.1	3	0	0	0	6	1	1	1	6	3	0	0	18	.333	0	0	1	0	0	1
58	YERA MONTALVO Yoen	1.80	0-1	0	10.0	2	2	0	0	7	2	2	2	8	1	0	0	36	.194	0	0	0	0	0	0
82	REYES LUGO Leodan	2.70	0-1	0	3.1	3	0	0	0	2	2	1	3	4	0	0	0	11	.182	0	0	0	0	0	0
22	ALVAREZ DIAZ Frank	3.38	0-0	0	2.2	2	0	0	0	2	1	1	3	1	1	0	0	9	.222	0	0	0	0	0	0
26	HERNANDEZ BRUCE Pa	6.75	0-0	0	1.1	1	0	0	0	2	1	1	1	1	0	0	1	6	.333	0	0	0	0	0	0
14	GUTIERREZ JIMENEZ	9.00	0-0	0	2.0	3	0	0	0	3	2	2	1	3	0	0	0	8	.375	0	0	0	0	0	1
48	FIGUEREDO CRUZ Ray	9.00	0-0	0	2.0	1	1	0	0	3	2	2	2	2	0	0	0	9	.333	1	1	0	0	0	0
89	MOINELO PITA Livan	12.60	0-2	0	5.0	2	1	0	0	5	8	7	5	7	1	0	1	18	.278	0	3	0	0	1	1
42	MAURIS GUTIERREZ Y	13.50	0-0	0	2.0	2	0	0	0	4	3	3	1	2	0	1	0	10	.400	0	0	0	0	1	0
16	SARDUY MEDINA Dari	13.50	0-0	0	1.1	2	1	0	0	4	2	2	1	1	0	0	0	7	.571	1	0	0	0	0	1
91	MEDINA GARCIA Fran	27.00	0-0	0	0.1	1	0	0	0	1	1	1	1	0	0	0	0	2	.500	0	0	0	1	0	0
Totals		5.14	1-4	1	42.0	5	5	0	0	42	26	24	22	47	6	1	3	157	.268	2	6	1	1	2	4
Opponents		2.25	4-1	2	44.0	5	5	0	0	39	15	11	18	47	3	1	3	166	.235	2	3	0	3	2	0

(All Games, Sorted by Fielding Pct)

#	PLAYER	C	PO	A	E	DP	FLD%	CSB	SBA	SBA%	CI	PB
40	MARTINEZ MARRERO A	35	32	3	0	4	1.000	0	0	0	0	0
17	PEREZ GARCIA Andry	34	30	4	0	0	1.000	2	5	.714	0	0
34	VINALES ALVAREZ Ra	15	13	2	0	0	1.000	0	1	1.000	0	0
10	MONCADA OLIVERA Yo	11	3	8	0	0	1.000	0	0	0	0	0
1	SANTOS MARTINEZ Ro	10	10	0	0	0	1.000	0	0	0	0	0
33	DRAKE DOMINGUEZ Ya	10	10	0	0	0	1.000	0	0	0	0	0
31	WALTERS VALDES Jea	8	4	4	0	2	1.000	0	0	0	0	0
13	BALDOQUIN MARTINEZ	5	2	3	0	1	1.000	0	0	0	0	0
12	COSME OLIVA Andi Y	3	3	0	0	0	1.000	0	0	0	0	0
58	YERA MONTALVO Yoen	1	1	0	0	0	1.000	0	0	0	0	0
92	MARTINEZ PEREZ Rai	1	0	1	0	0	1.000	0	0	0	0	0
42	MAURIS GUTIERREZ Y	1	1	0	0	0	1.000	0	0	0	0	0
26	HERNANDEZ BRUCE Pa	1	0	1	0	0	1.000	0	0	0	0	0
71	ARRUEBARRUENA ESCA	15	5	9	1	3	.933	0	0	0	0	0
5	MUJICA DIAZ Yadir	14	5	8	1	1	.929	0	0	0	0	0
7	GUIBERT STIVEN Yoe	9	7	0	2	0	.778	0	0	0	0	0
Totals		173	126	43	4	4	.977	2	6	.750	0	0
Opponents		176	132	40	4	6	.977	1	1	.500	0	0

## TEAM'S STATS – ESTADÍSTICAS DE EQUIPO

(INCLUDING GAMES 16-30 – INCLUYENDO JUEGOS DEL 16 AL 30)



# DOMINICAN REPUBLIC

# DOM

(All Games, Sorted by Batting Avg)

Record: Tournament: 1-4 / Opening Round: 1-4 /

#	PLAYER	AVG	GP-GS	AB	R	H	2B	3B	HR	RBI	TB	SLG%	BB	HP	SO	GDP	OB%	SF	SH	SB-ATT
37	HANSON MICHEL Alen	.545	4-3	11	0	6	2	0	0	3	8	.727	1	0	3	2	.583	0	1	0-1
32	CESPEDES URBAN Ric	.357	4-4	14	3	5	1	0	0	0	6	.429	1	0	3	0	.400	0	0	1-2
35	ALCANTARA VICENTE	.313	5-4	16	4	5	0	0	2	4	11	.688	1	0	7	0	.353	0	0	3-3
68	GONZALEZ GOMEZ Ped	.250	4-2	8	1	2	0	0	0	0	2	.250	1	0	2	0	.333	0	0	0-0
74	DE LEON Michael	.235	5-4	17	0	4	1	0	0	1	5	.294	0	0	2	2	.235	0	1	0-0
82	GUTIERREZ HERRERA	.222	5-5	18	2	4	0	1	0	2	6	.333	3	0	3	1	.333	0	0	1-1
31	CORDERO MEDINA And	.211	5-5	19	1	4	2	0	0	0	6	.316	0	0	3	1	.211	0	0	0-0
66	ADOLFO ZAPATA Mick	.200	3-1	5	0	1	0	0	0	0	1	.200	0	0	3	0	.200	0	0	0-0
38	DEVERS DE LOS SANT	.143	4-4	14	2	2	0	0	0	0	2	.143	0	0	4	0	.143	0	0	0-0
52	RODRIGUEZ CRUZ Fra	.125	4-3	8	2	1	0	0	0	1	1	.125	3	0	2	0	.364	0	0	0-0
73	NUNEZ PUELLO Raine	.105	5-5	19	1	2	1	0	0	2	3	.158	0	0	5	1	.105	0	0	0-0
67	MIESES VIRGEN Luis	.000	3-3	6	0	0	0	0	0	0	0	.000	1	0	1	0	.143	0	0	1-1
40	FLORENTINO BENZAN	.000	2-2	4	0	0	0	0	0	0	0	.000	0	0	2	0	.000	0	0	0-0
45	DE LA CRUZ GUZMAN	.000	1-0	2	0	0	0	0	0	0	0	.000	0	0	1	0	.000	0	0	0-0
Totals		.224		161	16	36	7	1	2	13	51	.317	11	0	41	7	.273	0	2	6-8
Opponents		.270		163	28	44	5	2	2	24	59	.362	24	3	39	5	.370	2	1	3-4

(All Games, Sorted by Earned Run Avg)

#	PLAYER	ERA	W-L	SV	IP	G	GS	CG	SHO	H	R	ER	BB	SO	2B	3B	HR	AB	B/Avg	WP	HP	BK	IBB	SHA	SFA
72	KILOME PERALTA Fra	0.00	0-0	0	5.0	1	1	0	0	1	0	0	0	5	0	0	0	16	.063	0	0	0	0	0	0
57	RODRIGUEZ SANCHEZ	0.00	1-0	0	1.1	2	0	0	0	3	2	0	2	3	2	0	0	8	.375	1	0	0	1	0	0
56	FERNANDEZ ECHAVARR	1.50	0-1	0	6.0	1	1	0	0	4	1	1	1	6	0	0	1	19	.211	0	0	0	0	0	0
53	RODRIGUEZ PEREZ Di	2.25	0-0	0	4.0	2	0	0	0	3	1	1	1	2	0	0	0	12	.250	0	1	0	0	0	1
92	PERALTA DISHMEY W	2.84	0-0	0	6.1	2	2	0	0	6	2	2	4	5	0	0	0	24	.250	1	0	0	0	1	0
95	CORNIEL NUNEZ Robe	3.00	0-0	0	3.0	2	0	0	0	1	1	1	2	2	0	0	0	9	.111	0	1	0	0	0	0
78	LOPEZ LOPEZ Victor	3.38	0-0	0	2.2	3	0	0	0	3	1	1	0	2	0	0	0	10	.300	1	0	0	0	0	1
93	JUAN ALMONTE Jorge	3.38	0-0	0	2.2	2	0	0	0	1	1	1	1	3	0	0	0	8	.125	1	0	0	0	0	0
91	HENRY MONTAS Henry	6.00	0-0	0	3.0	2	0	0	0	5	2	2	4	3	0	0	0	13	.385	0	0	0	0	0	0
59	OGANDO TEJADA Gera	6.75	0-0	0	1.1	3	0	0	0	3	1	1	2	1	0	0	0	7	.429	0	1	0	0	0	0
80	VARGAS GARCIA Luis	7.71	0-1	0	2.1	1	1	0	0	3	2	2	1	0	0	1	1	9	.333	0	0	0	0	0	0
84	PEREZ PINALES Hect	16.20	0-1	0	1.2	3	0	0	0	2	5	3	4	2	0	0	0	7	.286	1	0	0	0	0	0
85	PEREZ SANCHEZ Wilb	21.60	0-0	0	1.2	2	0	0	0	3	4	4	1	3	0	0	0	8	.375	0	0	0	0	0	0
83	CASTILLO Diego	22.50	0-1	0	2.0	3	0	0	0	6	5	5	1	2	3	1	0	13	.462	0	0	0	0	0	0
Totals		5.02	1-4	0	43.0	5	5	0	0	44	28	24	24	39	5	2	2	163	.270	5	3	0	1	1	2
Opponents		3.00	4-1	1	45.0	5	5	0	0	36	16	15	11	41	7	1	2	161	.224	1	0	1	0	2	0

(All Games, Sorted by Fielding Pct)

#	PLAYER	C	PO	A	E	DP	FLD%	CSB	SBA	SBA%	CI	PB
73	NUNEZ PUELLO Raine	36	34	2	0	5	1.000	0	0	0	0	0
52	RODRIGUEZ CRUZ Fra	26	23	3	0	0	1.000	1	2	.667	0	0
35	ALCANTARA VICENTE	12	11	1	0	1	1.000	0	0	0	0	0
37	HANSON MICHEL Alen	12	6	6	0	1	1.000	0	0	0	0	0
38	DEVERS DE LOS SANT	10	4	6	0	4	1.000	0	0	0	0	0
67	MIESES VIRGEN Luis	6	4	2	0	0	1.000	0	0	0	0	0
68	GONZALEZ GOMEZ Ped	5	5	0	0	0	1.000	0	0	0	0	0
31	CORDERO MEDINA And	5	5	0	0	2	1.000	0	0	0	0	0
66	ADOLFO ZAPATA Mick	2	2	0	0	0	1.000	0	0	0	0	0
45	DE LA CRUZ GUZMAN	1	1	0	0	0	1.000	0	0	0	0	0
92	PERALTA DISHMEY W	1	0	1	0	0	1.000	0	0	0	0	0
85	PEREZ SANCHEZ Wilb	1	1	0	0	0	1.000	0	0	0	0	0
56	FERNANDEZ ECHAVARR	1	0	1	0	0	1.000	0	0	0	0	0
91	HENRY MONTAS Henry	1	0	1	0	0	1.000	0	0	0	0	0
74	DE LEON Michael	20	5	14	1	4	.950	0	0	0	0	0
82	GUTIERREZ HERRERA	15	7	7	1	2	.933	0	0	0	0	0
40	FLORENTINO BENZAN	17	15	0	2	0	.882	0	1	1.000	1	1
32	CESPEDES URBAN Ric	7	6	0	1	0	.857	0	0	0	0	0
57	RODRIGUEZ SANCHEZ	1	0	0	1	0	.000	0	0	0	0	0
Totals		179	129	44	6	7	.966	1	3	.750	1	1
Opponents		202	135	63	4	7	.98	2	6	.750	0	0



# TEAM'S STATS – ESTADÍSTICAS DE EQUIPO

(INCLUDING GAMES 16-30 – INCLUYENDO JUEGOS DEL 16 AL 30)



## JAPAN

## JPN

(All Games, Sorted by Batting Avg)

Record: Tournament: 5-0 / Opening Round: 5-0 / Super Round Group: 0-0

#	PLAYER	AVG	GP-GS	AB	R	H	2B	3B	HR	RBI	TB	SLG%	BB	HP	SO	GDP	OB%	SF	SH	SB-ATT
22	KOGA Yuto	1.000	1-0	1	1	1	0	0	0	1	1	1.000	1	0	0	0	1.000	0	0	0-0
1	MORISHITA Shota	.571	5-5	14	10	8	2	0	1	6	13	.929	4	2	1	0	.636	2	0	1-1
31	SAKAKURA Shogo	.455	4-4	11	3	5	0	0	0	2	5	.455	3	1	1	0	.600	0	0	0-0
32	SATO Toshiya	.429	2-2	7	1	3	1	0	0	3	4	.571	1	0	1	0	.444	1	0	0-0
51	KOZONO Kaito	.368	4-4	19	1	7	0	0	0	1	7	.368	1	0	2	0	.400	0	0	3-4
6	GENDA Sosuke	.333	4-2	6	2	2	0	0	1	1	5	.833	3	0	2	0	.556	0	0	0-0
2	MAKI Shugo	.313	4-4	16	0	5	1	0	0	4	6	.375	1	0	4	1	.353	0	0	0-0
24	KUREBAYASHI Kotaro	.313	4-4	16	2	5	0	0	0	4	5	.313	1	0	4	1	.353	0	0	0-0
23	KURIHARA Ryoya	.308	4-4	13	3	4	1	0	0	4	5	.385	4	1	2	0	.474	1	0	0-0
7	SANO keita	.286	4-3	14	2	4	1	0	0	2	5	.357	1	0	3	0	.313	1	0	0-0
5	ISOBATA Ryota	.200	3-1	5	1	1	1	0	0	2	2	.400	0	0	2	0	.200	0	0	0-0
10	KUWAHARA Masayuki	.188	5-4	16	5	3	0	0	0	0	3	.188	3	0	3	0	.316	0	2	0-0
3	KIYOMIYA Kotaro	.182	3-3	11	2	2	0	0	0	0	2	.182	1	0	2	0	.250	0	0	0-0
8	TATSUMI Ryosuke	.133	4-4	15	3	2	1	0	0	2	3	.200	3	1	3	0	.300	1	0	0-0
9	MURABAYASHI Itsuki	.000	3-1	6	0	0	0	0	0	0	0	.000	0	0	0	0	.000	0	0	0-0
Totals		.306		170	36	52	8	0	2	32	66	.388	27	5	30	2	.404	6	2	4-5
Opponents		.224		170	16	38	7	1	4	13	59	.347	9	1	63	3	.267	0	1	3-4

(All Games, Sorted by Earned Run Avg)

#	PLAYER	ERA	W-L	SV	IP	G	GS	CG	SHO	H	R	ER	BB	SO	2B	3B	HR	AB	B/Avg	WP	HP	BK	IBB	SHA	SFA
15	OTA Taisei	0.00	0-0	2	2.0	2	0	0	0	0	0	0	0	0	0	0	0	6	.000	0	0	0	0	0	0
47	SUZUKI Shota	0.00	0-0	0	1.0	2	0	0	0	1	2	0	1	1	0	0	0	4	.250	0	0	0	0	0	0
35	SAIKI Hiroto	0.00	1-0	0	5.2	1	1	0	0	3	0	0	2	5	0	0	0	19	.158	0	0	0	0	0	0
50	SHIMIZU Tatsuya	0.00	1-0	0	2.2	2	0	0	0	1	0	0	1	5	0	0	0	10	.100	0	0	0	0	0	0
56	SUZUKI Sora	0.00	0-0	0	1.0	1	0	0	0	0	0	0	0	1	0	0	0	3	.000	0	0	0	0	0	0
46	FUJIIHARA Shoma	0.00	0-0	1	3.0	3	0	0	0	2	0	0	0	8	0	0	0	11	.182	0	1	0	0	0	0
16	SUMIDA Chihiro	2.25	1-0	0	4.0	2	0	0	0	3	1	1	0	8	1	0	0	16	.188	0	0	0	0	0	0
57	KITAYAMA Koki	3.00	0-0	0	3.0	2	0	0	0	2	1	1	0	2	0	0	1	10	.200	0	0	0	0	0	0
60	YOKOYAMA Rikuto	3.86	0-0	0	2.1	3	0	0	0	4	1	1	1	1	0	0	1	11	.364	0	0	0	0	0	0
97	INOUE Haruto	3.86	2-0	0	7.0	2	1	0	0	6	3	3	1	11	0	0	1	26	.231	1	0	0	0	0	0
20	TOGO Shosei	4.50	0-0	0	4.0	1	1	0	0	5	2	2	0	6	4	0	0	17	.294	0	0	1	0	0	0
19	TAKAHASHI Hiroto	4.50	0-0	0	4.0	1	1	0	0	7	2	2	0	8	1	0	1	18	.389	0	0	0	0	1	0
21	HAYAKAWA Takahisa	6.75	0-0	0	5.1	1	1	0	0	4	4	4	3	7	1	1	0	19	.211	0	0	0	0	0	0
Totals		2.80	5-0	3	45.0	5	5	0	0	38	16	14	9	63	7	1	4	170	.224	1	1	1	0	1	0
Opponents		6.86	0-5	0	42.0	5	5	0	0	52	36	32	27	30	8	0	2	170	.306	4	5	0	2	2	6

(All Games, Sorted by Fielding Pct)

#	PLAYER	C	PO	A	E	DP	FLD%	CSB	SBA	SBA%	CI	PB
31	SAKAKURA Shogo	48	46	2	0	0	1.000	0	3	1.000	0	0
2	MAKI Shugo	34	31	3	0	2	1.000	0	0	0	0	0
6	GENDA Sosuke	19	6	13	0	2	1.000	0	0	0	0	0
32	SATO Toshiya	12	11	1	0	0	1.000	0	0	0	0	0
24	KUREBAYASHI Kotaro	10	2	8	0	1	1.000	0	0	0	0	0
1	MORISHITA Shota	7	7	0	0	0	1.000	0	0	0	0	0
51	KOZONO Kaito	7	4	3	0	1	1.000	0	0	0	0	0
23	KURIHARA Ryoya	6	1	5	0	0	1.000	0	0	0	0	0
22	KOGA Yuto	5	5	0	0	0	1.000	0	0	0	0	0
9	MURABAYASHI Itsuki	4	2	2	0	1	1.000	0	0	0	0	0
8	TATSUMI Ryosuke	4	4	0	0	0	1.000	0	0	0	0	0
10	KUWAHARA Masayuki	3	3	0	0	0	1.000	0	0	0	0	0
5	ISOBATA Ryota	3	3	0	0	0	1.000	0	0	0	0	0
21	HAYAKAWA Takahisa	1	0	1	0	0	1.000	0	0	0	0	0
19	TAKAHASHI Hiroto	1	0	1	0	0	1.000	0	0	0	0	0
35	SAIKI Hiroto	1	1	0	0	0	1.000	0	0	0	0	0
15	OTA Taisei	1	0	1	0	0	1.000	0	0	0	0	0
3	KIYOMIYA Kotaro	8	7	0	1	1	.875	0	0	0	0	0
97	INOUE Haruto	3	1	1	1	0	.667	1	0	.000	0	0
50	SHIMIZU Tatsuya	2	1	0	1	0	.500	0	0	0	0	0
Totals		179	135	41	3	3	.983	1	3	.750	0	0
Opponents		177	126	45	6	2	.966	1	4	.800	0	1

# TEAM'S STATS – ESTADÍSTICAS DE EQUIPO

(INCLUDING GAMES 16-30 – INCLUYENDO JUEGOS DEL 16 AL 30)



## KOREA

## KOR

(All Games, Sorted by Batting Avg)

Record: Tournament: 3-2 / Opening Round: 3-2 /

#	PLAYER	AVG	GP-GS	AB	R	H	2B	3B	HR	RBI	TB	SLG%	BB	HP	SO	GDP	OB%	SF	SH	SB-ATT
5	KIM Doyeong	.412	5-5	17	4	7	2	0	3	10	18	1.059	1	0	3	0	.444	0	0	1-1
27	PARK Dongwon	.375	4-4	16	2	6	2	0	1	3	11	.688	0	0	4	1	.375	0	0	0-0
2	PARK Seonghan	.357	4-4	14	4	5	0	1	0	2	7	.500	2	0	3	0	.438	0	0	2-2
10	MOON Bogyong	.278	5-5	18	2	5	2	0	0	1	7	.389	0	0	8	0	.278	0	0	0-0
51	HONG Changki	.263	5-5	19	4	5	0	0	0	2	5	.263	3	1	5	0	.391	0	0	0-0
16	CHOI Wonjun	.250	4-4	12	3	3	1	0	0	3	4	.333	2	0	5	1	.357	0	0	1-1
17	NA Seungyeup	.250	4-2	8	2	2	0	0	1	1	5	.625	1	0	4	1	.333	0	0	1-1
91	YOON Donghee	.176	5-4	17	0	3	1	0	0	1	4	.235	1	0	9	0	.222	0	0	0-0
24	SONG Sungmun	.154	5-3	13	1	2	0	0	0	1	2	.154	2	0	3	0	.267	0	0	1-1
4	SHIN Minjae	.143	4-4	14	4	2	0	0	0	1	2	.143	0	1	2	0	.200	0	3	1-1
41	LEE Juhyeong	.125	4-2	8	1	1	0	0	0	0	1	.125	0	0	6	0	.125	0	0	0-0
25	KIM Hyungjun	.000	3-1	4	0	0	0	0	0	0	0	.000	0	0	0	0	.000	0	0	0-0
7	KIM Juwon	.000	1-1	2	0	0	0	0	0	0	0	.000	0	1	1	0	.333	0	0	0-0
33	KIM Wheejip	.000	2-1	2	1	0	0	0	0	0	0	.000	0	0	1	0	.000	0	0	0-0
Totals		.250		164	28	41	8	1	5	25	66	.402	12	3	54	3	.313	0	3	7-7
Opponents		.272		169	24	46	5	0	7	23	72	.426	17	3	38	5	.349	0	1	5-6

(All Games, Sorted by Earned Run Avg)

#	PLAYER	ERA	W-L	SV	IP	G	GS	CG	SHO	H	R	ER	BB	SO	2B	3B	HR	AB	B/Avg	WP	HP	BK	IBB	SHA	SFA
60	PARK Yeonghyun	0.00	1-0	1	3.2	3	0	0	0	2	0	0	0	6	0	0	0	11	.182	0	0	0	0	0	0
47	GWAK Been	0.00	0-0	0	4.0	1	1	0	0	3	0	0	3	5	0	0	0	14	.214	0	0	0	0	0	0
44	KIM Seohyeon	0.00	0-0	0	4.0	4	0	0	0	3	0	0	3	4	0	0	0	12	.250	0	0	0	0	0	0
54	YOU Yeongchan	2.25	0-0	0	4.0	3	0	0	0	4	1	1	2	2	0	0	0	16	.250	0	0	0	0	0	0
30	SO Hyeongjun	2.45	2-0	0	3.2	3	0	0	0	3	1	1	1	3	0	0	0	14	.214	0	1	0	0	0	0
39	CHOI Ji Min	2.70	0-0	0	3.1	3	0	0	0	1	1	1	0	2	0	0	0	11	.091	0	1	0	0	0	0
50	LEE Youngha	3.00	0-0	0	3.0	3	0	0	0	5	2	1	0	2	1	0	0	15	.333	0	0	0	0	1	0
19	JO Byeonghyeon	6.75	0-0	0	2.2	2	0	0	0	4	2	2	0	1	1	0	1	12	.333	0	0	0	0	0	0
62	JUNG Haiyoung	6.75	0-0	0	1.1	2	0	0	0	2	1	1	1	1	1	0	1	6	.333	0	0	0	0	0	0
28	CHOI Seungyong	7.71	0-0	0	2.1	2	1	0	0	4	2	2	1	2	0	0	0	11	.364	0	0	0	0	0	0
29	IM Chan Kyu	9.00	0-0	0	3.0	1	1	0	0	5	3	3	2	3	1	0	1	13	.385	0	0	0	0	0	0
1	KO Youngpyo	9.53	0-1	0	5.2	2	2	0	0	6	6	6	2	4	1	0	2	23	.261	0	0	0	0	0	0
0	KWAK Dogyu	18.00	0-1	0	1.0	3	0	0	0	0	2	2	2	3	0	0	0	3	.000	1	1	0	0	0	0
63	KIM Taekyeon	20.25	0-0	0	1.1	3	0	0	0	4	3	3	0	0	0	0	2	8	.500	0	0	0	0	0	0
Totals		4.81	3-2	1	43.0	5	5	0	0	46	24	23	17	38	5	0	7	169	.272	1	3	0	0	1	0
Opponents		4.71	2-3	2	42.0	5	5	0	0	41	28	22	12	54	8	1	5	164	.250	0	3	1	0	3	0

(All Games, Sorted by Fielding Pct)

#	PLAYER	C	PO	A	E	DP	FLD%	CSB	SBA	SBA%	CI	PB
10	MOON Bogyong	37	34	3	0	2	1.000	0	0	0	0	0
4	SHIN Minjae	21	7	14	0	3	1.000	0	0	0	0	0
25	KIM Hyungjun	14	13	1	0	0	1.000	0	0	0	0	0
2	PARK Seonghan	12	2	10	0	3	1.000	0	0	0	0	0
5	KIM Doyeong	11	6	5	0	1	1.000	0	0	0	0	0
91	YOON Donghee	6	6	0	0	0	1.000	0	0	0	0	0
51	HONG Changki	6	6	0	0	0	1.000	0	0	0	0	0
16	CHOI Wonjun	4	4	0	0	0	1.000	0	0	0	0	0
41	LEE Juhyeong	4	4	0	0	0	1.000	0	0	0	0	0
7	KIM Juwon	3	1	2	0	1	1.000	0	0	0	0	0
17	NA Seungyeup	3	3	0	0	1	1.000	0	0	0	0	0
1	KO Youngpyo	3	1	2	0	0	1.000	0	0	0	0	0
63	KIM Taekyeon	2	1	1	0	0	1.000	0	0	0	0	0
54	YOU Yeongchan	2	0	2	0	0	1.000	0	0	0	0	0
39	CHOI Ji Min	1	0	1	0	0	1.000	0	0	0	0	0
30	SO Hyeongjun	1	0	1	0	0	1.000	0	0	0	0	0
28	CHOI Seungyong	1	1	0	0	0	1.000	0	0	0	0	0
29	IM Chan Kyu	1	0	1	0	0	1.000	0	0	0	0	0
44	KIM Seohyeon	1	0	1	0	0	1.000	0	0	0	0	0
19	JO Byeonghyeon	1	1	0	0	0	1.000	0	0	0	0	0
60	PARK Yeonghyun	1	0	1	0	0	1.000	0	0	0	0	0
27	PARK Dongwon	28	24	3	1	0	.964	1	5	.833	0	0
24	SONG Sungmun	26	15	10	1	3	.962	0	0	0	0	0
Totals		189	129	58	2	5	.989	1	5	.833	0	0
Opponents		176	126	45	5	3	.972	0	7	1.000	0	0

# TEAM'S STATS – ESTADÍSTICAS DE EQUIPO

(INCLUDING GAMES 16-30 – INCLUYENDO JUEGOS DEL 16 AL 30)



## CHINESE TAIPEI

## TPE

(All Games, Sorted by Batting Avg)

Record: Tournament: 4-1 / Opening Round: 4-1 / Super Round Group: 0-0

#	PLAYER	AVG	GP-GS	AB	R	H	2B	3B	HR	RBI	TB	SLG%	BB	HP	SO	GDP	OB%	SF	SH	SB-ATT
95	DAI Pei-Fong	.667	2-1	6	1	4	1	0	1	1	8	1.333	0	0	1	1	.667	0	0	0-0
24	CHEN Chieh-Hsien	.571	4-4	14	4	8	0	0	1	3	11	.786	4	0	1	0	.667	0	0	2-2
35	PAN Chieh-Kai	.389	5-5	18	1	7	1	0	0	1	8	.444	1	0	2	2	.421	0	1	0-1
83	LIN Li	.353	4-4	17	4	6	1	0	1	5	10	.588	0	0	3	0	.333	1	0	2-2
4	GILJEGILJAW Kungku	.333	3-1	6	1	2	1	0	1	4	6	1.000	0	0	2	0	.333	0	0	0-0
98	CHEN Chen-Wei	.294	5-4	17	4	5	0	0	1	4	8	.471	1	0	2	0	.333	0	0	0-0
77	LIN An-Ko	.250	3-2	8	0	2	1	0	0	0	3	.375	0	1	2	0	.333	0	0	0-0
32	TSENG Song-En	.200	4-4	10	1	2	1	0	0	2	3	.300	4	0	3	1	.429	0	0	0-0
9	CHANG Cheng-Yu	.143	3-1	7	1	1	0	0	0	1	1	.143	0	0	1	0	.143	0	0	1-1
85	CHU Yu-Hsien	.133	5-4	15	0	2	0	0	0	0	2	.133	4	0	3	0	.316	0	0	0-0
90	CHIANG Kun-Yu	.111	4-4	9	2	1	0	0	1	1	4	.444	1	1	2	0	.273	0	0	0-0
25	LI Kai-Wei	.077	4-4	13	2	1	0	0	0	0	1	.77	2	0	2	0	.200	0	0	0-0
27	LIN Chia-Cheng	.063	5-5	16	0	1	0	0	0	0	1	.63	0	0	6	1	.063	0	0	0-0
14	CHIU Chih-Cheng	.000	2-1	5	0	0	0	0	0	0	0	.000	0	0	2	0	.000	0	0	0-0
58	YUEH Tung-Hua	.000	2-1	2	1	0	0	0	0	0	0	.000	1	0	1	0	.333	0	0	0-0
Totals		.258		163	22	42	6	0	6	22	66	.405	18	2	33	5	.337	1	1	5-6
Opponents		.171		158	10	27	7	0	4	10	46	.291	9	1	47	2	.219	1	1	3-4

(All Games, Sorted by Earned Run Avg)

#	PLAYER	ERA	W-L	SV	IP	G	GS	CG	SHO	H	R	ER	BB	SO	2B	3B	HR	AB	B/Avg	WP	HP	BK	IBB	SHA	SFA
17	CHEN Kuan-Yu	0.00	0-0	0	3.2	4	0	0	0	1	0	0	0	4	0	0	0	12	.083	0	0	0	0	0	0
64	WANG Chih-Hsuan	0.00	1-0	0	2.0	2	0	0	0	1	0	0	0	2	1	0	0	7	.143	0	0	0	0	0	0
69	HUANG Tzu-Peng	0.00	1-0	0	7.1	2	2	0	0	0	0	0	1	6	0	0	0	21	.000	0	0	0	0	0	0
19	CHANG Yi	0.00	2-0	0	2.2	2	0	0	0	1	0	0	1	3	0	0	0	9	.111	0	0	0	0	0	0
71	CHUANG Hsin Yen	0.00	0-0	0	2.0	3	0	0	0	0	0	0	0	2	0	0	0	6	.000	0	0	0	0	0	0
12	CHIANG Kuo-Hao	0.00	0-0	0	2.2	1	0	0	0	1	0	0	2	3	1	0	0	9	.111	0	0	0	0	0	0
39	HUANG En-Sih	0.00	0-0	0	2.2	2	0	0	0	4	0	0	0	3	0	0	0	11	.364	0	0	0	0	0	0
75	KUO Chun-Lin	2.45	0-0	0	3.2	1	1	0	0	5	1	1	1	5	1	0	1	15	.333	0	0	0	0	0	0
59	CHEN Kuan-Wei	2.70	0-0	0	3.1	4	0	0	0	4	1	1	0	6	1	0	1	14	.286	0	0	0	0	0	0
18	LIN Kai-Wei	3.00	0-0	0	3.0	3	0	0	0	2	1	1	0	4	0	0	1	11	.182	0	0	0	0	0	0
45	LIN Yu-Min	3.86	0-0	0	4.2	1	1	0	0	2	2	2	1	3	1	0	0	16	.125	0	1	0	0	0	0
21	WU Chun-Wei	4.50	0-0	0	3	4	0	0	0	4	2	2	0	5	1	0	0	15	.267	0	0	0	0	1	0
20	CHEN Po-Ching	5.40	0-1	0	3.1	1	1	0	0	2	3	2	3	1	1	0	1	12	.167	0	0	0	1	0	1
Totals		1.80	4-1	3	45.0	5	5	0	0	27	10	9	9	47	7	0	4	158	.171	0	1	0	1	1	1
Opponents		4.60	1-4	1	43.0	5	5	0	0	42	22	22	18	33	6	0	6	163	.258	3	2	0	0	1	1

(All Games, Sorted by Fielding Pct)

#	PLAYER	C	PO	A	E	DP	FLD%	CSB	SBA	SBA%	CI	PB
27	LIN Chia-Cheng	48	45	3	0	1	1.000	1	2	.667	0	0
85	CHU Yu-Hsien	37	34	3	0	2	1.000	0	0	0	0	0
25	LI Kai-Wei	18	7	11	0	3	1.000	0	0	0	0	0
90	CHIANG Kun-Yu	14	3	11	0	2	1.000	0	0	0	0	0
83	LIN Li	10	10	0	0	0	1.000	0	0	0	0	0
98	CHEN Chen-Wei	7	7	0	0	0	1.000	0	0	0	0	0
9	CHANG Cheng-Yu	6	0	6	0	0	1.000	0	0	0	0	0
58	YUEH Tung-Hua	6	3	3	0	0	1.000	0	0	0	0	0
24	CHEN Chieh-Hsien	3	3	0	0	0	1.000	0	0	0	0	0
21	WU Chun-Wei	3	2	1	0	0	1.000	0	0	0	0	0
77	LIN An-Ko	2	2	0	0	0	1.000	0	0	0	0	0
71	CHUANG Hsin Yen	1	0	1	0	0	1.000	0	0	0	0	0
14	CHIU Chih-Cheng	1	0	1	0	0	1.000	0	0	0	0	0
12	CHIANG Kuo-Hao	1	0	1	0	0	1.000	0	0	0	0	0
69	HUANG Tzu-Peng	1	0	1	0	0	1.000	0	0	0	0	0
95	DAI Pei-Fong	16	14	1	1	0	.938	0	1	1.000	0	0
35	PAN Chieh-Kai	12	4	7	1	0	.917	0	0	0	0	0
45	LIN Yu-Min	3	1	1	1	0	.667	0	0	0	0	0
Totals		189	135	51	3	3	.984	1	3	.750	0	0
Opponents		189	129	55	5	7	.974	1	5	.833	1	0

## ABBREVIATIONS – ABREVIATURAS (IN ALPHABETICAL ORDER – EN ORDEN ALFABÉTICO)

HITTING – OFENSIVA			PITCHING – PITCHEO		
<b>2B</b>	Doubles	Dobles	<b>2B</b>	Doubles allowed	Dobles permitidos
<b>3B</b>	Triples	Triples	<b>3B</b>	Triples allowed	Triples permitidos
<b>AB</b>	At bats	Veces al bate	<b>AB</b>	At bats	Veces al bate
<b>AVG</b>	Batting average	Average de bateo	<b>B/Avg</b>	Opponent batting average	Average de bateo de los oponentes
<b>BB</b>	Base on balls	Base por bolas	<b>BK</b>	Balk	Balk
<b>GDP</b>	Grounded into double plays	Batazo para Doble Play	<b>BB</b>	Base on balls allowed	Bases por bolas concedidas
<b>G</b>	Games played	Juegos jugados	<b>CG</b>	Complete games	Juegos completo
<b>H</b>	Hits	Hits conectados	<b>ER</b>	Earned runs allowed	Carreras limpias permitidas
<b>HP</b>	Hit by pitch	Golpeado por el lanzador	<b>ERA</b>	Earned run average	Promedio de efectividad
<b>HR</b>	Homeruns	Cuadrangulares	<b>IBB</b>	Intentional base on balls allowed	Bases por bolas intencionales
<b>IBB</b>	Intentional base on balls	Base por bolas intencional	<b>GP</b>	Games pitched	Juegos lanzados
<b>OB%</b>	On base percentage	Promedio de embasado	<b>GS</b>	Games started	Juegos Iniciados
<b>R</b>	Runs scored	Carreras anotadas	<b>H</b>	Hits allowed	Hits permitidos
<b>RBI</b>	Runs batted in	Carreras impulsadas	<b>HP</b>	Hit by pitch	Golpeados por el lanzamiento
<b>SB / ATT</b>	Stolen bases / SB attempts	Baes Robadas / Intentos de robo	<b>HR</b>	Home runs allowed	Cuadrangulares permitidos
<b>SF</b>	Sacrifice flies	Sacrificio Fly	<b>IP</b>	Innings played	Entradas lanzadas
<b>SH</b>	Sacrifice hits	Toque de sacrificio	<b>R</b>	Runs allowed	Carreras permitidas
<b>SLG%</b>	Slugging percentage	Average de slugging	<b>SO</b>	Strikeouts	Ponches propinados
<b>SO</b>	Strikeouts	Ponches	<b>SFA</b>	Sacrifice flies allowed	Sacrificios fly permitidos
<b>TB</b>	Total bases	Total de bases alcanzadas por hit	<b>SHA</b>	Sacrifice hits allowed	Toques de sacrificio permitidos
			<b>SHO</b>	Shutouts / Combination shutouts	Blanqueos / Blanqueos combinados
			<b>SV</b>	Saves	Juegos salvados
			<b>W-L</b>	Wins/Losses	Juegos ganados/Perdidos
			<b>WP</b>	Wild pitches	Wild pitches

## FIELDING – DEFENSA

<b>A</b>	Assists	Asistencias
<b>C</b>	Chances	Total de lances
<b>CI</b>	Catcher's interference	Interferencia del receptor
<b>CSB</b>	Caught stealing (by pitcher and catcher)	Atrapado robando (del lanzador y del receptor)
<b>DP</b>	Double plays participated in	Participaciones en doble play
<b>E</b>	Errors	Errores
<b>FLD%</b>	Fielding percentage	Promedio de defensa
<b>PB</b>	Passed balls (catcher)	Passed ball (receptor)
<b>PO</b>	Putouts	Outs (Eliminaciones)
<b>SBA</b>	Stolen bases allowed (pitcher and catcher)	Robos permitidos (lanzador y receptor)
<b>SBA%</b>	Stolen bases against percentage (pitcher and catcher)	Promedio de robos permitidos (lanzador y receptor)