



WBSC

PRESENTED BY



9 - 24 November 2024



21st NOVEMBER/NOVIEMBRE 2024

N. 11

DAILY REPORT
REPORTE DIARIO





PREMIER12.ORG

#PREMIER12

@WBSC

SUPER ROUND AND FINALS SUPER RONDA Y FINALES

STANDINGS – POSICIÓN DE EQUIPOS

SUPER ROUND - SUPER RONDA						
RK	TEAM – EQUIPO	GP	W	L	AVG	GB
1	 JAPAN	1	1	0	1.000	-
1	 VENEZUELA	1	1	0	1.000	-
3	 CHINESE TAIPEI	1	0	1	.000	1.0
3	 USA	1	0	1	.000	1.0

The Teams are placed according to the Tournament Regulations for the WBSC.

Los equipos son ordenados en atención a los Reglamentos Oficiales de la WBSC.

SUPER ROUND AND FINALS SUPER RONDA Y FINALES

SCHEDULE AND RESULTS – CALENDARIO Y RESULTADOS

THURSDAY NOVEMBER 21, 2024 – JUEVES 21 DE NOVIEMBRE DE 2024

#	Hour Hora	Stadium Campo	Group Grupo	Visitor Team Equipo Visitante	Home Team Equipo Local	Score	Inn
31	12:00	Tokyo Dome Tokyo	SR	 CHINESE TAIPEI	 VENEZUELA	0-2	
32	19:00	Tokyo Dome Tokyo	SR	 USA	 JAPAN	1-9	



FRIDAY NOVEMBER 22, 2024 – VIERNES 22 DE NOVIEMBRE DE 2024

#	Hour Hora	Stadium Campo	Group Grupo	Visitor Team Equipo Visitante	Home Team Equipo Local	Score	Inn
33	12:00	Tokyo Dome Tokyo	SR	 CHINESE TAIPEI	 USA		
34	19:00	Tokyo Dome Tokyo	SR	 VENEZUELA	 JAPAN		

SATURDAY NOVEMBER 23, 2024 – SÁBADO 23 DE NOVIEMBRE DE 2024

#	Hour Hora	Stadium Campo	Group Grupo	Visitor Team Equipo Visitante	Home Team Equipo Local	Score	Inn
34	12:00	Tokyo Dome Tokyo	SR	 USA	 VENEZUELA		
35	19:00	Tokyo Dome Tokyo	SR	 CHINESE TAIPEI	 JAPAN		

SUNDAY NOVEMBER 24, 2024 – DOMINGO 24 DE NOVIEMBRE DE 2024

#	Hour Hora	Stadium Campo	Group Grupo	Visitor Team Equipo Visitante	Home Team Equipo Local	Score	Inn
36	12:00	Tokyo Dome Tokyo	BRONZE 	4th after Super Round	3rd after Super Round		
37	19:00	Tokyo Dome Tokyo	GOLD 	2nd after Super Round	1st after Super Round		

Local time in Tokyo, Japan (GMT +9) / Hora local en Tokio, Japón (GMT +9)

GAME SUMMARY - RESULTADO DEL JUEGO 31

(SUPER ROUND – SUPER RONDA)



CHINESE TAIPEI - VENEZUELA



Nov 21, 2024 at JPN, TPE, MEX, Tokyo Dome

```

-----
Chinese Taipei.....000 000 000 - 0 7 1 (4-2)
Venezuela.....000 200 00X - 2 6 0 (5-1)
-----
    
```

Pitchers: Chinese Taipei - HUANG Tzu-Peng, WANG Chih-Hsuan, CHANG Yi, HUANG En-Sih, CHUANG Hsin Yen
 Venezuela - RODRÍGUEZ Nivaldo, RODRÍGUEZ Ricardo, BRETO Liarvis, GARCÍA Pedro, ALVAREZ Jose, VIZCAYA Anthony, MOSQUEDA Oddanier, FRANCO Enderson

Win: MOSQUEDA Oddanier (1-0)
 Loss: HUANG Tzu-Peng (1-1)
 Save: FRANCO Enderson (1)

Homeruns: Venezuela: PÉREZ Carlos

Attendance: 6790 - Start: 12:00 - Time: 2:39 - Weather: 22°C

Umpires: HP-Angel CAMPOS (USA), 1B-Tim Martin MEYER (GER), 2B-Chikara Tsugawa (JPN), 3B-Kazuyuki SHIRAI (JPN),
 CO-Alan IZAGUIRRE (MEX)

Scorers: Fuka NAKAMURA (JPN), Jennie MOLONEY (AUS), Susana SANTOS (ESP)
 TC: George SANTIAGO (PUR), Maki ITOH (JPN)

GAME SUMMARY - RESULTADO DEL JUEGO 32

(SUPER ROUND – SUPER RONDA)



USA - JAPAN



Nov 21, 2024 at JPN, TPE, MEX, Tokyo Dome

```

-----
United States of America 000 010 000 - 1 6 2 (3-3)
Japan.....000 030 33X - 9 11 0 (6-0)
-----
    
```

Pitchers: United States of America - HILL Rich, THOMPSON Darrell, VERNON Austin, PATTON Spencer, DRURY Austin,
 MILLS Zane, VIEAUX Cam
 Japan - TAKAHASHI Hiroto, SUMIDA Chihiro, KITAYAMA Koki, FUJIHIRA Shoma, YOKOYAMA Rikuto

Win: SUMIDA Chihiro (2-0)
 Loss: THOMPSON Darrell (0-1)
 Save: NONE

Homeruns: United States of America: THOMAS Colby
 Homeruns: Japan: KOZONO Kaito

Attendance: 25428 - Start: 19:03 - Time: 3:07 - Weather: - 22°C

Umpires: HP-Alan IZAGUIRRE (MEX), 1B-Ruben RAMOS (PUR), 2B-Hoon Kyu OH (KOR), 3B-Chan-Jung CHANG (TPE), CO-Angel CAMPOS (USA)

Scorers: Jennie MOLONEY (AUS), Susana SANTOS (ESP), Fuka NAKAMURA (JPN)
 TC: Enrique BURGOS (PAN), Shari REINIGER (CAN)

INDIVIDUAL LEADERS SUMMARY RESUMEN DE LIDERES INDIVIDUALES

(INCLUDING GAMES 1-32 – INCLUYENDO JUEGOS DEL 1 AL 32)

BATTING LEADERS – LIDERES OFENSIVOS

BATTING AVERAGE (min 2.7 PA/G)

1.	CHEN Chieh-Hsien, TPE	.647
2.	SIMPSON Chandler L, USA	.500
3.	SHAW Matthew James, USA	.478
4.	MORISHITA Shota, JPN	.444
5.	SAKAKURA Shogo, JPN	.429
6.	KOZONO Kaito, JPN	.417
7.	JOHNSON Termarr Je, USA	.412
8.	PEREZ ALVAREZ Carl, VEN	.375
-	PEREZ ALVAREZ Carl, VEN	.375

RUNS

1.	MORISHITA Shota, JPN	10
2.	KUWAHARA Masayuki, JPN	8
3.	SIMPSON Chandler L, USA	7
4.	JOHNSON Termarr Je, USA	6
-	PALACIOS LEON Jerm, VEN	6
-	SHAW Matthew James, USA	6
7.	SAKAKURA Shogo, JPN	5
-	WARD Ryan Joseph, USA	5
9.	6 Tied at	4

DOUBLES

1.	CASTILLO RODRIGUE, VEN	3
-	CRAWFORD Justin Ca, USA	3
-	FLORES DEVIA Ramon, VEN	3
4.	AMARISTA AZOCAR Al, VEN	2
-	MORISHITA Shota, JPN	2
-	PEREZ BOLIVAR Hern, VEN	2
-	RITTER Lucas, USA	2
-	TSENG Song-En, TPE	2
-	WILLIAMS Carson Ev, USA	2
10.	19 Tied at	1

TOTAL BASES

1.	SHAW Matthew James, USA	20
2.	KOZONO Kaito, JPN	18
3.	WARD Ryan Joseph, USA	17
4.	PEREZ BOLIVAR Hern, VEN	15
5.	CHEN Chieh-Hsien, TPE	14
6.	CRAWFORD Justin Ca, USA	13
-	MORISHITA Shota, JPN	13
-	PEREZ ALVAREZ Carl, VEN	13
-	SIMPSON Chandler L, USA	13
10.	2 Tied at	11

SACRIFICE HITS

1.	CASTILLO RODRIGUE, VEN	2
-	KUWAHARA Masayuki, JPN	2
3.	PALACIOS LEON Jerm, VEN	1
-	PAN Chieh-Kai, TPE	1
-	REYES QUEREIGUA An, VEN	1
-	RODRIGUEZ RAMIREZ, VEN	1
-	SIMPSON Chandler L, USA	1

PLATE APPEARANCES

1.	SIMPSON Chandler L, USA	28
2.	SHAW Matthew James, USA	27
3.	KUWAHARA Masayuki, JPN	26
-	MORISHITA Shota, JPN	26
-	RITTER Lucas, USA	26
6.	AMARISTA AZOCAR Al, VEN	25
-	KOZONO Kaito, JPN	25
-	TATSUMI Ryosuke, JPN	25
9.	3 Tied at	24

STRIKEOUTS

1.	RITTER Lucas, USA	11
2.	WARD Ryan Joseph, USA	9
3.	THOMAS Colby Grant, USA	8
4.	WILLIAMS Carson Ev, USA	7
5.	LIN Chia-Cheng, TPE	6
-	PALACIOS LEON Jerm, VEN	6
-	TSENG Song-En, TPE	6
8.	5 Tied at	5

SLUGGING PCT (min 2.7 PA/G)

1.	WARD Ryan Joseph, USA	.895
2.	SHAW Matthew James, USA	.870
3.	CHEN Chieh-Hsien, TPE	.824
4.	PEREZ ALVAREZ Carl, VEN	.813
5.	KOZONO Kaito, JPN	.750
6.	MORISHITA Shota, JPN	.722
7.	CRAWFORD Justin Ca, USA	.619
8.	JOHNSON Termarr Je, USA	.588
9.	PALACIOS LEON Jerm, VEN	.579

HITS

1.	SIMPSON Chandler L, USA	12
2.	CHEN Chieh-Hsien, TPE	11
-	SHAW Matthew James, USA	11
4.	KOZONO Kaito, JPN	10
5.	MORISHITA Shota, JPN	8
6.	CRAWFORD Justin Ca, USA	7
-	JOHNSON Termarr Je, USA	7
-	PAN Chieh-Kai, TPE	7
-	PEREZ BOLIVAR Hern, VEN	7
10.	6 Tied at	6

TRIPLES

1.	KOZONO Kaito, JPN	1
-	SHAW Matthew James, USA	1

WALKS

1.	WILLIAMS Carson Ev, USA	7
2.	CHEN Chieh-Hsien, TPE	4
-	CHU Yu-Hsien, TPE	4
-	JOHNSON Termarr Je, USA	4
-	KURIHARA Ryoya, JPN	4
-	MORISHITA Shota, JPN	4
-	PALACIOS LEON Jerm, VEN	4
-	TSENG Song-En, TPE	4
9.	6 Tied at	3

SACRIFICE FLY

1.	MORISHITA Shota, JPN	2
2.	11 Tied at	1

AT BATS

1.	KOZONO Kaito, JPN	24
-	SIMPSON Chandler L, USA	24
3.	AMARISTA AZOCAR Al, VEN	23
-	RITTER Lucas, USA	23
-	SHAW Matthew James, USA	23
6.	4 Tied at	21

STRIKEOUTS LOOKING

1.	ADRIANZA PALMA Ehi, VEN	2
-	CHEN Chen-Wei, TPE	2
-	CHU Yu-Hsien, TPE	2
-	JOHNSON Termarr Je, USA	2
-	RITTER Lucas, USA	2
-	THOMAS Colby Grant, USA	2
-	WARD Ryan Joseph, USA	2
-	WILLIAMS Carson Ev, USA	2
-	YUEH Tung-Hua, TPE	2
10.	15 Tied at	1

ON BASE PCT (min 2.7 PA/G)

1.	CHEN Chieh-Hsien, TPE	.727
2.	SAKAKURA Shogo, JPN	.579
3.	SIMPSON Chandler L, USA	.556
4.	MORISHITA Shota, JPN	.538
5.	JOHNSON Termarr Je, USA	.524
6.	SHAW Matthew James, USA	.519
7.	KURIHARA Ryoya, JPN	.478
8.	WILLIAMS Carson Ev, USA	.458
9.	KOZONO Kaito, JPN	.440

RBI

1.	SHAW Matthew James, USA	12
2.	WARD Ryan Joseph, USA	10
3.	KOZONO Kaito, JPN	8
4.	MORISHITA Shota, JPN	6
5.	ADRIANZA PALMA Ehi, VEN	5
-	LIN Li, TPE	5
-	PEREZ ALVAREZ Carl, VEN	5
8.	6 Tied at	4

HOMERUNS

1.	WARD Ryan Joseph, USA	4
2.	ADRIANZA PALMA Ehi, VEN	2
-	KOZONO Kaito, JPN	2
-	PALACIOS LEON Jerm, VEN	2
-	PEREZ ALVAREZ Carl, VEN	2
-	PEREZ BOLIVAR Hern, VEN	2
-	SHAW Matthew James, USA	2
8.	13 Tied at	1

HIT BY PITCH

1.	KURIHARA Ryoya, JPN	2
-	MORISHITA Shota, JPN	2
-	SAKAKURA Shogo, JPN	2
4.	11 Tied at	1

STOLEN BASES

1.	SIMPSON Chandler L, USA	6
2.	WILLIAMS Carson Ev, USA	4
3.	KOZONO Kaito, JPN	3
-	SHAW Matthew James, USA	3
5.	CHEN Chieh-Hsien, TPE	2
-	LIN Li, TPE	2
7.	8 Tied at	1

CAUGHT STEALING

1.	PEREZ BOLIVAR Hern, VEN	2
2.	CASTILLO RODRIGUE, VEN	1
-	FLORES DEVIA Ramon, VEN	1
-	ISOBATA Ryota, JPN	1
-	KOZONO Kaito, JPN	1
-	PAN Chieh-Kai, TPE	1
-	REYES QUEREIGUA An, VEN	1

GDP

1.	PAN Chieh-Kai, TPE	3
2.	8 Tied at	1

INDIVIDUAL LEADERS SUMMARY RESUMEN DE LIDERES INDIVIDUALES

(INCLUDING GAMES 1-32 – INCLUYENDO JUEGOS DEL 1 AL 32)

PITCHING LEADERS – LIDERES EN PITCHEO

EARNED RUN AVG (min 0.8 IP/G)

1. HILL Richard Josep, USA	0.00
- PINTO VALERA Ricar, VEN	0.00
- SAIKI Hiroto, JPN	0.00
4. HUANG Tzu-Peng, TPE	1.50
- MOSQUEDA HERNANDEZ, VEN	1.50
- SANCHEZ OQUENDO Ma, VEN	1.50
7. RODRIGUEZ GRANADIL, VEN	2.08
8. TAKAHASHI Hiroto, JPN	2.25
9. SUMIDA Chihiro, JPN	3.00

STRIKEOUTS

1. TAKAHASHI Hiroto, JPN	16
2. HILL Richard Josep, USA	14
3. MOSQUEDA HERNANDEZ, VEN	12
4. INOUE Haruto, JPN	11
- RODRIGUEZ GRANADIL, VEN	11
- SUMIDA Chihiro, JPN	11
7. SANCHEZ OQUENDO Ma, VEN	10
8. FUJIHIRA Shoma, JPN	9
- HUANG Tzu-Peng, TPE	9

GAMES

1. CHEN Kuan-Wei, TPE	4
- CHEN Kuan-Yu, TPE	4
- CHUANG Hsin Yen, TPE	4
- FRANCO RODRIGUEZ E, VEN	4
- FUJIHIRA Shoma, JPN	4
- MOSQUEDA HERNANDEZ, VEN	4
- PATTON Spencer Bur, USA	4
- WU Chun-Wei, TPE	4
- YOKOYAMA Rikuto, JPN	4
10. 16 Tied at	3

SACRIFICE FLIES AGAINST

1. CHEN Po-Ching, TPE	1
- GROTZ Zachary Dyla, USA	1
- RODRIGUEZ GRANADIL, VEN	1
- SANCHEZ OQUENDO Ma, VEN	1

BALKS

1. HILL Richard Josep, USA	1
- LAWRENCE Casey Lee, USA	1
- TOGO Shosei, JPN	1

HITS ALLOWED

1. TAKAHASHI Hiroto, JPN	9
2. INOUE Haruto, JPN	6
- PINTO VALERA Ricar, VEN	6
- RODRIGUEZ GRANADIL, VEN	6
5. 9 Tied at	5

WALKS ALLOWED (min 0.8 IP/G)

1. MOSQUEDA HERNANDEZ, VEN	0
- SANCHEZ OQUENDO Ma, VEN	0
- SUMIDA Chihiro, JPN	0
- VARGAS RANGEL Jesu, VEN	0
5. HUANG Tzu-Peng, TPE	1
- INOUE Haruto, JPN	1
- RODRIGUEZ GRANADIL, VEN	1
- TAKAHASHI Hiroto, JPN	1
9. 1 Tied at	2

OPPOSING AVG (min 0.8 IP/G)

1. MOSQUEDA HERNANDEZ, VEN	.053
2. HUANG Tzu-Peng, TPE	.128
3. HILL Richard Josep, USA	.139
4. SANCHEZ OQUENDO Ma, VEN	.150
5. SAIKI Hiroto, JPN	.158
6. PINTO VALERA Ricar, VEN	.171
7. RODRIGUEZ GRANADIL, VEN	.200
8. SUMIDA Chihiro, JPN	.208
9. HAYAKAWA Takahisa, JPN	.211

WINS

1. CHANG Yi, TPE	2
- INOUE Haruto, JPN	2
- MENENDEZ Antonio D, USA	2
- PINTO VALERA Ricar, VEN	2
- SUMIDA Chihiro, JPN	2
6. 8 Tied at	1

GAMES STARTED

1. HILL Richard Josep, USA	3
- HUANG Tzu-Peng, TPE	3
3. PINTO VALERA Ricar, VEN	2
- TAKAHASHI Hiroto, JPN	2
5. 14 Tied at	1

LOSSES

1. ADLER Eric Michael, USA	1
- BENSCHOTER Samuel, USA	1
- CHEN Po-Ching, TPE	1
- HUANG Tzu-Peng, TPE	1
- RODRIGUEZ GRANADIL, VEN	1
- THOMPSON Darrell S, USA	1

HIT BY PITCH

1. VIEAUX Cameron Sco, USA	2
2. CASTILLO CAMPOS Ma, VEN	1
- DRURY Austin Willi, USA	1
- FUJIHIRA Shoma, JPN	1
- LIN Yu-Min, TPE	1
- MILLS Zane J R, USA	1
- MOSQUEDA HERNANDEZ, VEN	1
- TOUSSAINT Dany Gil, USA	1

RUNS ALLOWED

1. HAYAKAWA Takahisa, JPN	4
- THOMPSON Darrell S, USA	4
- VIEAUX Cameron Sco, USA	4
4. ADLER Eric Michael, USA	3
- CHEN Po-Ching, TPE	3
- INOUE Haruto, JPN	3
7. 14 Tied at	2

INNINGS PITCHED

1. HUANG Tzu-Peng, TPE	12.0
2. HILL Richard Josep, USA	10.1
3. PINTO VALERA Ricar, VEN	10.0
4. RODRIGUEZ GRANADIL, VEN	8.2
5. TAKAHASHI Hiroto, JPN	8.0
6. INOUE Haruto, JPN	7.0
7. MOSQUEDA HERNANDEZ, VEN	6.0
- SANCHEZ OQUENDO Ma, VEN	6.0
- SUMIDA Chihiro, JPN	6.0

SAVES

1. WU Chun-Wei, TPE	3
2. OTA Taisei, JPN	2
3. FRANCO RODRIGUEZ E, VEN	1
- FUJIHIRA Shoma, JPN	1
- MOSQUEDA HERNANDEZ, VEN	1
- VIZCAYA FREITEZ An, VEN	1

SACRIFICE HITS AGAINST

1. ADLER Eric Michael, USA	3
2. BRETO FERNANDEZ Li, VEN	2
3. HUANG En-Sih, TPE	1
- TAKAHASHI Hiroto, JPN	1
- WU Chun-Wei, TPE	1

WILD PITCHES

1. BENSCHOTER Samuel, USA	1
- INOUE Haruto, JPN	1
- LAWRENCE Casey Lee, USA	1

INTENTIONAL WALKS

CHEN Po-Ching, TPE	1
--------------------	---

EARNED RUNS (min 0.8 IP/G)

1. HILL Richard Josep, USA	0
- PINTO VALERA Ricar, VEN	0
- SAIKI Hiroto, JPN	0
4. MOSQUEDA HERNANDEZ, VEN	1
- SANCHEZ OQUENDO Ma, VEN	1
6. 4 Tied at	2

INDIVIDUAL LEADERS SUMMARY

RESUMEN DE LIDERES INDIVIDUALES

(INCLUDING GAMES 1-32 – INCLUYENDO JUEGOS DEL 1 AL 32)

FIELDING LEADERS – LIDERES DEFENSIVOS

PUTOUTS

1.	PEREZ ALVAREZ Carl, VEN	65
2.	SAKAKURA Shogo, JPN	62
3.	LIN Chia-Cheng, TPE	50
4.	CHU Yu-Hsien, TPE	42
5.	RITTER Lucas, USA	40
6.	MAKI Shugo, JPN	36
7.	BALDWIN Drake Rand, USA	22
8.	PEREZ ALVAREZ Carl, VEN	21
9.	OKEY Christopher C, USA	19

ASSISTS

1.	WILLIAMS Carson Ev, USA	16
2.	GENDA Sosuke, JPN	15
-	JOHNSON Termarr Je, USA	15
4.	CHIANG Kun-Yu, TPE	14
5.	LI Kai-Wei, TPE	11
6.	PAN Chieh-Kai, TPE	10
7.	CASTILLO RODRIGUE, VEN	8
-	KUREBAYASHI Kotaro, JPN	8
9.	PALACIOS LEON Jerm, VEN	7
10.	2 Tied at	6

ERRORS

1.	JOHNSON Termarr Je, USA	2
-	PAN Chieh-Kai, TPE	2
-	WILLIAMS Carson Ev, USA	2
4.	9 Tied at	1

CAUGHT STEALING

1.	DRURY Austin Willi, USA	1
-	HUANG Tzu-Peng, TPE	1
-	INOUE Haruto, JPN	1
-	LIN Chia-Cheng, TPE	1
-	MACIVER William Jo, USA	1
-	PEREZ ALVAREZ Carl, VEN	1

ABBREVIATIONS – ABREVIATURAS (IN ALPHABETICAL ORDER – EN ORDEN ALFABÉTICO)

HITTING – OFENSIVA			PITCHING – PITCHEO		
2B	Doubles	Dobles	2B	Doubles allowed	Dobles permitidos
3B	Triples	Triples	3B	Triples allowed	Triples permitidos
AB	At bats	Veces al bate	AB	At bats	Veces al bate
AVG	Batting average	Average de bateo	B/Avg	Opponent batting average	Average de bateo de los oponentes
BB	Base on balls	Base por bolas	BK	Balk	Balk
GDP	Grounded into double plays	Batazo para Doble Play	BB	Base on balls allowed	Bases por bolas concedidas
G	Games played	Juegos jugados	CG	Complete games	Juegos completo
H	Hits	Hits conectados	ER	Earned runs allowed	Carreras limpias permitidas
HP	Hit by pitch	Golpeado por el lanzador	ERA	Earned run average	Promedio de efectividad
HR	Homeruns	Cuadrangulares	IBB	Intentional base on balls allowed	Bases por bolas intencionales
IBB	Intentional base on balls	Base por bolas intencional	GP	Games pitched	Juegos lanzados
OB%	On base percentage	Promedio de embasado	GS	Games started	Juegos Iniciados
R	Runs scored	Carreras anotadas	H	Hits allowed	Hits permitidos
RBI	Runs batted in	Carreras impulsadas	HP	Hit by pitch	Golpeados por el lanzamiento
SB / ATT	Stolen bases / SB attempts	Baes Robadas / Intentos de robo	HR	Home runs allowed	Cuadrangulares permitidos
SF	Sacrifice flies	Sacrificio Fly	IP	Innings played	Entradas lanzadas
SH	Sacrifice hits	Toque de sacrificio	R	Runs allowed	Carreras permitidas
SLG%	Slugging percentage	Average de slugging	SO	Strikeouts	Ponches propinados
SO	Strikeouts	Ponches	SFA	Sacrifice flies allowed	Sacrificios fly permitidos
TB	Total bases	Total de bases alcanzadas por hit	SHA	Sacrifice hits allowed	Toques de sacrificio permitidos
			SHO	Shutouts / Combination shutouts	Blanqueos / Blanqueos combinados
			SV	Saves	Juegos salvados
			W-L	Wins/Losses	Juegos ganados/Perdidos
			WP	Wild pitches	Wild pitches

FIELDING – DEFENSA

A	Assists	Asistencias
C	Chances	Total de lances
CI	Catcher's interference	Interferencia del receptor
CSB	Caught stealing (by pitcher and catcher)	Atrapado robando (del lanzador y del receptor)
DP	Double plays participated in	Participaciones en doble play
E	Errors	Errores
FLD%	Fielding percentage	Promedio de defensa
PB	Passed balls (catcher)	Passed ball (receptor)
PO	Putouts	Outs (Eliminaciones)
SBA	Stolen bases allowed (pitcher and catcher)	Robos permitidos (lanzador y receptor)
SBA%	Stolen bases against percentage (pitcher and catcher)	Promedio de robos permitidos (lanzador y receptor)