



WBSC

PRESENTED BY



9 - 24 November 2024



24<sup>TH</sup> NOVEMBER/NOVIEMBRE 2024

**FINAL**

**DAILY REPORT**

**REPORTE DIARIO**

PREMIER12.ORG

#PREMIER12

@WBSC

## FINAL TEAMS' RANKING POSICIÓN FINAL DE LOS EQUIPOS


1		<b>CHINESE TAIPEI</b>
2		<b>JAPAN</b>
3		<b>USA</b>
4		<b>VENEZUELA</b>
5		<b>KOREA</b>
5		<b>PANAMA</b>
7		<b>AUSTRALIA</b>
7		<b>MEXICO</b>
9		<b>DOMINICAN REPUBLIC</b>
9		<b>NETHERLANDS</b>
11		<b>CUBA</b>
11		<b>PUERTO RICO</b>



## ALL WORLD TEAM EQUIPO MUNDIAL



### STARTING PITCHER – LANZADOR ABRIDOR

**HILL Richard**                      **USA**                      


### RELIEF PITCHER – LANZADOR RELEVISTA

**MOSQUEDA Oddanier**                      **VEN**                      


### CATCHER – RECEPTOR

**SAKAKURA Shogo**                      **JPN**                      


### FIRST BASEMAN – PRIMERA BASE

**PEREZ Carlos J.**                      **VEN**                      


### SECOND BASEMAN – SEGUNDA BASE

**KOZONO Kaito**                      **JPN**                      


### THIRD BASEMAN – TERCERA BASE


**SHAW Matthew**                      **USA**                      


### SHORT STOP – CAMPO CORTO

**GREGORIUS Didi**                      **NED**                      

### OUTFIELDERS – JARDINEROS

**SIMPSON Chandler**                      **USA**                      

**CHEN Chieh-Hsien**                      **TPE**                      

**MORISHITA Shota**                      **JPN**                      

### DESIGNATED HITTER – BATEADOR DESIGNADO

**WARD Ryan**                      **USA**                      

## INDIVIDUAL AWARDS PREMIOS INDIVIDUALES

*(Based on games until the day before gold medal game – Basado en los juegos hasta el día anterior a la final)*

### LEADING HITTER – MEJOR BATEADOR

**CHEN Chieh-Hsien** (B-AVE .632)

**TPE**



### PITCHER BEST ERA – LANZADOR MEJOR EFECTIVIDAD

**HILL Richard Josep** (0.00 ERA)

**USA**



### PITCHER BEST WIN-LOSS AVG – LANZADOR CON MEJOR AVG JG-JP

**INOUE Haruto** (3 W – 0 L)

**JPN**



### MOST RUNS BATTED IN – MÁS CARRERAS IMPULSADAS

**SHAW Matthew James** (14 RBI)

**USA**



### MOST HOME RUNS – MÁS CUADRANGULARES

**WARD Ryan Joseph** (5 HR)

**USA**



### MOST STOLEN BASES – MÁS BASES ROBADAS

**SIMPSON Chandler** (9 SB)

**USA**



### MOST RUNS SCORED – MÁS CARRERAS ANOTADAS

**MORISHITA Shota** (13 Runs)

**JPN**



### BEST DEFENSIVE PLAYER – MEJOR JUGADOR DEFENSIVO

**CHEN Chieh-Hsien**

**TPE**



### MOST VALUABLE PLAYER – JUGADOR MÁS VALIOSO

**CHEN Chieh-Hsien**

**TPE**



## OFFICIALS – OFICIALES (MEXICO)

### TECHNICAL COMMISSION – COMISIÓN TÉCNICA

Technical Director – Director Técnico:  George SANTIAGO (PUR)

Assistant Technical Director – Asistente al Director Técnico:  Shari REINIGER (CAN)

 Jurgen ELSISHANS (GER)

 Pedro MEDINA (CUB)

 David NAGY (AUS)

 Elpidio SERRANO (CRC)

### UMPIRES – ÁRBITROS

Umpire Director - Director de Árbitros:  Edgar ESTIVINSON (PAN)

Assistant Umpire Director - Asistente al Director de Árbitros:  Pierfranco LEONE (ITA)

 Ramiro ALFARO (COL)


 Kelvin BULTRON (PUR)

 Shane CANNON (USA)

 Hideto FUKU (JPN)

 Kengo IWASHITA (JPN)


 Alan IZAGUIRRE (MEX)

 Gye Sung LEE (KOR)

 Keith McCONKEY (CAN)

 Tim MEYER (GER)

 Omar PERALTA (CUB)

 Pedro TUN (MEX)

 Salvador VIERA (MEX)

 Christopher WILHELM (CAN)

### OFFICIAL SCORERS – ANOTADORES OFICIALES

Scorers Director – Director de Anotadores:  Oscar Izaguirre (VEN)

 Gabriel ALMARAZ (MEX)

 Rodrigo ALMARAZ (MEX)

 Carlos DEL PINO (CUB)

 Luis MATSUO (MEX)

 Javier PORRAS (MEX)

 Stephanie WINKLER (GER)

# OFFICIALS – OFICIALES (NAGOYA - TAIPEI)

## TECHNICAL COMMISSION – COMISIÓN TÉCNICA


Technical Director – Director Técnico:  Jan KUIPERS (NED)

 Enrique BURGOS (PAN)

 Shih-Kuei (Ken) HUANG (TPE)

 Jonathan MA (HKG)

 José SANCHEZ (MEX)


 Chih-Shien (Calvin) YEH (TPE)

## UMPIRES – ÁRBITROS

Umpire Director - Director de Árbitros:  Gustavo RODRIGUEZ (USA)

Assistant Umpire Director - Asistente al Director de Árbitros:  Luis RAMIREZ (MEX)

 Angel CAMPOS (USA)

 Chan-Jung CHANG (TPE)

 Te-Jung CHEN (TPE)


 Chao-Chieh CHEN (TPE)

 Chuan-Mu CHENG (TPE)

 Hua-Wen CHI (TPE)


 Shunichi FUKAZAWA (JPN)

 Trevor GRIEVE (CAN)

 Chieh (Jay) HSU (TPE)

 Edgar HUERTA (MEX)

 Sung Chul KIM (KOR)


 Shao-Wei (Shawn) LIN (TPE)

 Edwin LOUISA (NED)

 Christian MADERO (MEX)

 Alejandro PECERO (PAN)

 Ruben RAMOS (PUR)


 Alessandro SPERA (ITA)


 Yuta SUYAMA (JPN)

 Trent THOMAS (AUS)

 Kenichi UMEKI (JPN)

## OFFICIAL SCORERS – ANOTADORES OFICIALES

Scorers Director – Director de Anotadores:  Anna Maria PAINI (ITA)

 Yu-Wei HORNG (TPE)

 Jennie MOLONEY (AUS)

 Yu-Chen JOU (TPE)

 Fuka NAKAMURA (JPN)

 Susana SANTOS (ESP)

 Jungsub SHIN (KOR)

 Tsubasa TACHIWANA (JPN)

 Shih-Chung YUAN (TPE)

 Yu Chun WEN (TPE)

## OFFICIALS – OFICIALES (JAPAN)

### TECHNICAL COMMISSION – COMISIÓN TÉCNICA

Technical Director – Director Técnico:  Jan KUIPERS (NED)

 Enrique BURGOS (PAN)

 Shari REINIGER (CAN)

 George SANTIAGO (PUR)


 Maki SUZUKI (JPN)

### UMPIRES – ÁRBITROS

Umpire Director - Director de Árbitros:  Gustavo RODRIGUEZ (USA)

Assistant Umpire Director - Asistente al Director de Árbitros:  Luis RAMIREZ (MEX)

 Angel CAMPOS (USA)

 Chan-Jung CHANG (TPE)

 Alan IZAGUIRRE (MEX)

 Tim MEYER (GER)

 Hoon Kyu OH (KOR)

 Luis RAMIREZ (MEX)

 Ruben RAMOS (PUR)

 Kazuyuki SHIRAI (JPN)

 Chikara TSUGAWA (JPN)

### OFFICIAL SCORERS – ANOTADORES OFICIALES

Scorers Director – Director de Anotadores:  Anna Maria PAINI (ITA)

 Jennie MOLONEY (AUS)

 Fuka NAKAMURA (JPN)

 Susana SANTOS (ESP)



## ROSTER



# AUSTRALIA

# AUS

#	LAST NAMES	NAMES	POS	DOB	B	T	WT	HT
2	WHITEFIELD	Aaron James	CF	1996-09-02	R	R	100	194
4	BAZZANA	Travis William	2B	2002-08-28	L	R	90	182
6	GLENDINNING	Robert David	IF	1995-10-06	R	R	92	190
7	GEORGE	Darryl Roy	3B	1993-03-14	R	R	110	187
9	PERKINS	Robert Ryan	C	1994-05-29	R	R	94	190
10	HALL	Alex Jared	C	1999-06-08	S	R	94	178
11	MCGRATH	Daniel Everett	P	1994-07-07	R	L	102	188
15	SPENCE	Liam John	UTL	1998-04-09	R	R	88	186
18	THORPE	Lewis James	P	1995-11-23	R	L	104	188
20	GUYER	Joshua Alexander	P	1994-05-27	R	R	104	185
21	VAN STEENSEL	Todd Bertram	P	1991-01-14	R	R	105	188
22	NEUNBORN	Mitchell Carl	P	1997-06-27	R	R	90	183
23	KENNELLY	Timothy James	RF	1986-12-05	R	R	92	184
25	KENT	Steven John	P	1989-05-08	L	L	95	183
26	WILKINS	Luke James	P	1989-12-27	R	R	84	182
29	BATTAGLIA	Ryan John	C	1992-06-29	R	R	95	185
30	SAUPOLD	Warwick Anthony	P	1990-01-16	R	R	106	186
31	WYNNE	Coen James William	P	1999-01-25	R	R	94	193
34	BOWEY	Jake Bradly	1B	1996-07-16	L	R	110	184
37	ATHERTON	Timothy Ian	P	1989-11-07	R	R	105	183
40	HOLLAND	Samuel Joseph	P	1994-02-20	R	R	94	195
43	DALE	Jarryd James	IF	2000-09-11	R	R	90	188
50	MAGUIRE	Solomon Zeke	CF	2003-03-04	L	R	85	181
52	TAYLOR-WINGROVE	Rixon James	1B	2000-05-23	L	R	117	195
54	TOWNSEND	Blake Andrew	P	2001-04-05	L	L	113	195
55	KENNEDY	Jon Robert Dale	P	1994-09-20	L	L	115	203
56	SHERRIFF	William Robert	P	2002-06-02	L	L	90	181
60	BOJARSKI	Ulrich	OF	1998-09-15	R	R	103	193
14	NILSSON	David Wayne	Manager					
33	BENNETT	James Alan	Pitching Coach					
13	WATSON	Shayne Colin	3B Coach					
32	ADAMSON	Christopher Phillip	Coach					
3	BRADLEY	William Henry	Coach					
27	LLOYD	Graeme John	Coach					
12	SHANAHAN	Damian Gerard	Coach					
44	SPENCE	Joshua	Coach					
	WILLIAMS	Glenn David	Delegation Leader					



## ROSTER



# CUBA

# CUB

#	LAST NAMES	NAMES	POS	DOB	B	T	WT	HT
1	SANTOS MARTINEZ	Roel	OF	1987-09-15	L	L	80	175
5	MUJICA DIAZ	Yadir Orestes	IF	1985-01-01	L	R	78	180
7	GUIBERT STIVEN	Yoelkis	OF	1994-08-29	L	L	79	180
10	MONCADA OLIVERA	Yoan Manuel	IF	1995-05-27	R	R	99	190
12	COSME OLIVA	Andi Yaniel	C	1994-01-06	R	R	80	185
13	BALDOQUIN MARTINEZ	Roberto Suliban	IF	1994-05-14	R	R	90	181
14	GUTIÉRREZ JIMÉNEZ	Geonel	P	1994-04-10	L	L	107	185
15	PADRON ARTILES	Yusniel	P	1997-11-12	R	R	181	86
16	SARDUY MEDINA	Dario	P	2005-11-12	L	L	80	178
17	PEREZ GARCIA	Andrys	C	2001-02-09	R	R	94	188
22	ALVAREZ DIAZ	Frank Abel	P	1999-01-16	R	R	92	192
26	HERNANDEZ BRUCE	Pavel	P	1996-12-02	R	R	82	193
28	ARMENTEROS ARANGO	Lázaro Robersy	OF	1999-05-22	R	R	86	186
31	WALTERS VALDES	Jean Harvin	IF	2001-08-13	R	R	78	180
33	DRAKE DOMINGUEZ	Yadir	OF	1990-04-12	R	R	95	183
34	VIÑALES ALVAREZ	Rafael Ramon	C	1992-07-01	R	R	91	178
40	MARTINEZ MARRERO	Ariel	C	1996-05-28	R	R	95	193
42	MAURIS GUTIÉRREZ	Yankiel	P	1996-01-02	R	R	74	190
48	FIGUEREDO CRUZ	Raymond	P	1998-06-19	R	R	83	182
54	DESPAIGNE RODRÍGUEZ	Alfredo	OF	1986-06-17	R	R	105	173
58	YERA MONTALVO	Yoennis	P	1989-10-18	L	L	93	171
71	ARRUEBARRUENA	Barbaro Erisbel	IF	1990-03-25	R	R	102	182
79	VARGAS LESCAILLE	Andy	P	1999-06-21	R	R	74	183
82	REYES LUGO	Leodan Manuel	P	2000-02-15	R	R	68	182
89	MOINELO PITA	Livan	P	1995-12-08	L	L	64	178
91	MEDINA GARCIA	Frank Luis	P	1987-10-01	R	R	87	185
92	MARTINEZ PEREZ	Raidel	P	1996-10-11	R	R	83	191
95	RODRIGUEZ GARCIA	Christian Leandro	IF	2002-03-31	R	R	73	184
6	JOHNSON ZALDIVAR	Armando	Manager					
24	ELOSEGUI SANCHEZ	Jose Eugenio	Pitching Coach					
99	LAZO IGLESIAS	Pedro Luis	Pitching Coach					
9	FERRER RUZ	Armando Jesus	1B Coach					
39	MUÑOZ MEDINA	Rafael	3B Coach					
11	MESA FRESNEDA	Germán	Bench Coach					
37	GUEVARA YERVILLA	Humberto Marcos	Coach					
46	KINDELAN OLIVARES	Orestes	Coach					
45	MANRIQUE GARCIA	Juan	Coach					
	FORNES VALENCIANO	Raul	Delegation Leader					

## ROSTER



# DOMINICAN REPUBLIC

# DOM

#	LAST NAMES	NAMES	POS	DOB	B	T	WT	HT
31	CORDERO MEDINA	Andretty	1B, 3B	1997-05-03	R	R	77	185
32	CESPEDES URBAN	Ricardo Junior	OF	1997-08-24	L	L	92	185
35	ALCANTARA VICENTE	Arismendy	2B, CF 2B, DH,	1991-10-29	S	R	77	178
37	HANSON MICHEL	Alen Rery	OF	1992-10-22	R	R	77	183
38	DEVERS DE LOS SANTOS	Jose Rodolfo	IF	1999-12-07	L	R	183	78
40	FLORENTINO BENZAN	Randy Moises	C, 1B	2000-07-05	L	R	82	150
45	DE LA CRUZ GUZMAN	Daneurys	C	2001-04-27	R	R	72	178
52	RODRIGUEZ CRUZ	Frank Junior	C	2001-09-28	R	R	79	184
53	RODRIGUEZ PEREZ	Dionys Andry	P	2000-09-03	R	R	85	183
56	FERNÁNDEZ ECHAVARRIA	Pedro Arsenio	P	1994-05-25	R	R	79	183
57	RODRIGUEZ SANCHEZ	Joely	P	1991-11-14	L	L	101	185
59	OGANDO TEJADA	Gerald Wilson	P	2000-07-28	R	R	81	188
66	ADOLFO ZAPATA	Micker Antony	OF	1996-09-11	R	R	106	193
67	MIESES VIRGEN	Luis Gustavo	1B, OF	2000-05-31	R	L	81	190
68	GONZALEZ GOMEZ	Pedro Jose	OF	1997-10-27	R	R	104	198
72	KILOME PERALTA	Franklyn	P	1995-06-25	R	R	79	178
73	NÚÑEZ PUELLO	Rainer José	1B, 3B	2000-12-04	R	R	81	188
74	DE LEON	Michael	SS	1997-01-14	R	R	72	185
78	LÓPEZ LÓPEZ	Víctor Alexander	P	1999-09-02	R	R	87	193
80	VARGAS GARCIA	Luis	P	2002-05-02	R	R	88	180
82	GUTIERREZ HERRERA	Kelvin Manuel	3B	1994-08-28	R	R	97	188
83	CASTILLO	Diego	P	1994-01-18	R	R	121	190
84	PÉREZ PINALES	Héctor Antonio	P	1996-06-06	R	R	101	190
85	PEREZ SANCHEZ	Wilber Jomar	P	1997-11-03	R	R	90	188
91	HENRY MONTAS	Henry	P	1998-12-17	R	R	103	205
92	PERALTA DISHMEY	Wily	P	1989-05-08	R	R	118	185
93	JUAN ALMONTE	Jorge Miguel	P	1999-03-06	R	R	90	203
95	CORNIEL NÚÑEZ	Robert De Jesús	P	1995-06-23	R	R	86	190
58	GERMAN MARTIN	César Augusto	Manager					
60	SANTANA	Ervin Ramon	Pitching Coach					
88	CASTILLO PAULINO	Wellington Andrés	1B Coach					
63	SANTIAGO SANCHEZ	Ramon David	3B Coach					
64	SOLANO TAVERAS	Danny Estefan	Bench Coach					
97	CANÓ SORIANO	Joselito	Coach					
77	JAIME MARTÍNEZ	Ramón	Coach					
96	PAULINO	Ronny Leonel	Coach					
	GONZÁLEZ GÓMEZ	Henry	Delegation Leader					

# ROSTER



## JAPAN

## JPN

#	LAST NAMES	NAMES	POS	DOB	B	T	WT	HT
1	MORISHITA	Shota	OF	2000-08-14	R	R	89	182
2	MAKI	Shugo	IF	1998-04-21	R	R	97	178
3	KIYOMIYA	Kotaro	IF	1999-05-25	L	R	94	184
5	ISOBATA	Ryota	OF	1998-11-27	L	R	65	171
6	GENDA	Sosuke	IF	1993-02-16	L	R	75	179
7	SANO	keita	OF	1994-11-28	L	R	88	178
8	TATSUMI	Ryosuke	OF	1996-12-27	L	R	74	180
9	MURABAYASHI	Itsuki	IF	1997-10-06	R	R	73	180
10	KUWAHARA	Masayuki	OF	1993-07-21	R	R	80	174
15	OTA	Taisei	P	1999-06-29	R	R	90	183
16	SUMIDA	Chihiro	P	1999-08-20	L	L	81	177
19	TAKAHASHI	Hiroto	P	2002-08-09	R	R	86	186
20	TOGO	Shosei	P	2000-04-04	R	R	84	187
21	HAYAKAWA	Takahisa	P	1998-07-06	L	L	76	180
22	KOGA	Yuto	C	1999-09-10	R	R	86	174
23	KURIHARA	Ryoya	IF	1996-07-04	L	R	83	179
24	KUREBAYASHI	Kotaro	IF	2002-02-07	R	R	94	187
31	SAKAKURA	Shogo	C	1998-05-29	L	R	89	177
32	SATO	Toshiya	C	1998-01-27	L	R	86	181
35	SAIKI	Hiroto	P	1998-11-07	R	R	88	189
46	FUJIHARA	Shoma	P	1998-09-21	R	R	85	185
47	SUZUKI	Shota	P	1998-09-07	L	L	80	175
50	SHIMIZU	Tatsuya	P	1999-11-03	R	R	90	184
51	KOZONO	Kaito	IF	2000-06-07	L	R	91	178
56	SUZUKI	Sora	P	1996-08-19	L	L	82	185
57	KITAYAMA	Koki	P	1999-04-10	R	R	82	182
60	YOKOYAMA	Rikuto	P	2001-08-05	R	R	90	180
97	INOUE	Haruto	P	2001-05-13	L	L	78	175
89	IBATA	Hirokazu	Manager					
81	YOSHIMI	Kazuki	Pitching Coach					
79	KAMEI	Yoshiyuki	Coach					
88	KANEKO	Makoto	Coach					
74	MURATA	Yoshinori	Coach					
77	SOYOGI	Eishin	Coach					
	ABEI	Hiroshi	Delegation Leader					

# ROSTER



## KOREA

## KOR

#	LAST NAMES	NAMES	POS	DOB	B	T	WT	HT
0	KWAK	Dogyu	P	2004-04-12	L	L	90	185
1	KO	Youngpyo	P	1991-09-16	R	R	88	187
2	PARK	Seonghan	IF	1998-03-30	L	R	77	180
4	SHIN	Minjae	IF	1996-01-21	L	R	67	171
5	KIM	Doyeong	IF	2003-10-02	R	R	85	183
7	KIM	Juwon	IF	2002-07-30	S	R	83	185
10	MOON	Bogyeong	IF	2000-07-19	L	R	88	182
16	CHOI	Wonjun	OF	1997-03-23	L	R	85	178
17	NA	Seungyeup	IF	2002-02-15	L	R	82	190
19	JO	Byeonghyeon	P	2002-05-08	R	R	90	182
24	SONG	Sungmun	IF	1996-08-29	L	R	88	183
25	KIM	Hyungjun	C	1999-11-02	R	R	98	187
27	PARK	Dongwon	C	1990-04-07	R	R	92	178
28	CHOI	Seungyong	P	2001-05-11	L	L	87	190
29	IM	Chan Kyu	P	1992-11-20	R	R	88	186
30	SO	Hyeongjun	P	2001-09-16	R	R	92	189
33	KIM	Wheejip	IF	2002-01-01	R	R	92	180
39	CHOI	Ji Min	P	2003-09-10	L	L	100	185
41	LEE	Juhyeong	OF	2001-04-02	L	R	80	181
44	KIM	Seohyeon	P	2004-05-31	R	R	86	188
47	GWAK	Been	P	1999-05-28	R	R	95	187
50	LEE	Youngha	P	1997-11-01	R	R	91	192
51	HONG	Changki	OF	1993-11-21	L	R	94	189
54	YOU	Yeongchan	P	1997-03-07	R	R	90	185
60	PARK	Yeonghyun	P	2003-10-11	R	R	91	183
62	JUNG	Haiyoung	P	2001-08-23	R	R	98	189
63	KIM	Taekyeon	P	2005-06-03	R	R	88	181
91	YOON	Donghee	OF	2003-09-18	R	R	85	187
75	RYU	Joong Il	Manager					
73	CHOI	Il Eon	Pitching Coach					
78	CHANG	Jong Hoon	Coach					
72	CHOI	Ki Moon	Coach					
74	KIM	Hyunuk	Coach					
82	KIM	Jae Gul	Coach					
76	RYU	Jihyun	Coach					
	PARK	Keun Chan	Delegation Leader					

## ROSTER



# MEXICO

# MEX

#	LAST NAMES	NAMES	POS	DOB	B	T	WT	HT
2	RIOS BOJORQUEZ	Wilmer	P	1994-03-02	R	R	80	187
3	BARRERA GUADIANA	Felipe Jesus	C	1994-09-15	R	R	98	180
6	ALVAREZ ROMERO	Andres	IF	1997-03-29	R	R	78	173
7	WILSON DELGADO	Irving Alexis	C	1996-08-13	R	R	70	175
10	MOORE	Logan Lewis	P	1990-08-22	R	R	90	187
11	SANCHEZ ZAMORA	Asael	OF	1994-03-04	R	R	70	173
13	TREJO	Alan Ray	IF	1996-05-30	R	R	93	186
14	BAÑUELOS NAJERA	Manuel	P	1991-03-13	L	L	97	178
15	THOMPSON	Jacob Keith	P	1994-01-31	R	R	102	193
18	ROJAS VALENZUELA	Jose	IF	1993-02-24	L	R	90	178
19	HINOJOSA	Christopher Jesse	IF	1994-07-15	R	R	90	180
23	STANKIEWICZ	Theodore Joseph	P	1993-11-25	R	R	97	193
24	GOMEZ GONZALEZ	Cesar Octavio	P, IF, OF	1998-07-09	R	R	80	186
28	EVANS	Phillip Mathew	IF	1992-09-10	R	R	95	177
29	ALANIZ JR	Ruben	P	1991-06-14	R	R	86	179
31	ORNELAS MURRAY	Julian Rafael	OF	1996-12-28	L	R	99	183
33	CARTER JR	Vernon Christopher	IF	1986-12-18	R	R	88	190
35	PEREZ	Jorge Antonio	P	1993-07-10	R	R	100	180
39	PEREZ	Juan Samuel	IF	1991-11-01	L	R	84	180
41	GAITAN LOPEZ	Jose Alonso	OF	1998-02-23	R	R	93	180
44	REYES RAMIREZ	Gerardo	P	1993-05-13	R	R	88	180
45	MIRANDA OSORIO	Luis Fernando	P	1994-09-05	R	R	81	180
49	CRUZ SUSTAITA	Jesus	P	1995-04-15	R	R	104	185
54	IBARRA	Jeffery James	P	1987-08-18	L	L	75	179
58	FIERRO VELAZQUEZ	Edwin Edeir	P	1993-08-30	R	R	90	185
59	SALAS BUITIMEA	Noel Fernando	P	1985-05-30	R	R	95	183
69	RODRIGUEZ FRUCTUOZO	Luis Angel	P	1999-09-10	L	L	90	185
81	GONZALEZ ORTIZ	Victor Aaron	P	1995-11-16	L	L	85	182
30	GIL AGUILAR	Romar Benjamin	<b>Manager</b>					
9	CRUZ	Jacob	Coach					
22	COLINA VILLACINDA	Javier Jose	Bench Coach					
27	JONES JR	Jonathan Duane	1B Coach					
56	SILVA SANDOVAL	Jose Leonel	Pitching Coach					
92	DEL CAMPO VIRAMONTES	Juan Manuel	Coach					
99	AMEZAGA BECERRA	Alfredo	3B Coach					
	PEREZ OCHOA	Diego Patricio	Delegation Leader					

# ROSTER



## NETHERLANDS

## NED

#	LAST NAMES	NAMES	POS	DOB	B	T	WT	HT
1	ESTANISTA	Jaydenn Zachery	P	2001-10-03	R	R	88	189
2	SELASSA	Delano Quentin	UTL	1999-10-25	R	R	86	188
3	VAN DER MEER	Stijn Thomas	UTL	1993-05-01	L	R	82	190
4	HELDER	Eugène Alexander	IF	1996-02-26	R	R	92	180
6	SCHOOP	Jonathan Rufino Jezus	IF	1991-10-16	R	R	101	188
7	KEMP	Dwayne Richenel	UTL	1988-02-24	R	R	81	170
10	MENDEZ MATOS	Eric Ernesto	P	1999-12-03	R	R	88	188
11	DIDDER	Ray-Patrick Elijah	UTL	1994-10-01	R	R	80	184
12	CLEMENTINA	Hendrik Jesus	C	1997-06-17	R	R	112	188
13	PROFAR	Juremi Gregorius	IF	1996-01-30	R	R	106	196
14	PRINS	Scott Michael Thomas	P	2001-02-09	R	R	82	193
15	SCHOOP	Sharlon Romans	IF	1987-04-15	R	R	90	188
16	HUIJER	Lars Benjamin	P	1993-09-22	R	R	102	194
17	TIMMERMANS	Kaj	P	1995-11-08	R	R	0	0
18	GREGORIUS	Mariekson Julius	IF	1990-02-18	L	R	88	184
19	VIJFVINKEL	Pim Dirk Flip	P	2001-09-07	R	R	96	178
20	TOMSJANSEN	Rushenten Laybert	OF	2001-05-14	R	R	69	180
21	FARLEY	Dylan Barns	P	2001-12-26	L	L	104	190
23	ANTONIA	Donovan Jones	C, UTL	2003-08-13	R	R	75	175
25	RICHARDSON	Denzel Rinaldo	DH, OF	1994-01-07	R	R	107	191
27	HUNTINGTON	Ryan Anthony	P	1996-08-25	L	L	82	177
29	VAN BORKULO	Jaïr Marron	C	2002-07-10	R	R	97	187
33	KELLY	Kevin Keary	P	1990-05-27	R	R	92	182
37	DE BLOK	Tom Robin	P	1996-05-08	R	R	110	191
39	MARTIS	Shairon Benjamin	P	1987-03-30	R	R	102	185
41	CROES	Dayson Stephen	IF	1999-10-08	L	R	93	180
45	SULBARÁN	Juancarlos Antonio	P	1989-11-09	R	R	96	188
55	VAN GURP	Franklin Percy	P	1995-10-26	R	R	94	187
9	'T HOEN	Evert-Jan Axel Charles	<b>Manager</b>					
8	DUURSMA	Michael Steven	1B Coach					
24	DE JONG	Sidney	Bench Coach					
28	ODUBER	Randolph Franklin	1B Coach					
32	HANEGRAAFF	Bartholomeus	Coach					
36	MARKWELL	Diegomar Raymundo	Pitching Coach					
44	THIJSSSEN	Benjamin Johannes	3B Coach					
	KWAKERNAAK	Peter Jacques	Delegation Leader					



## ROSTER



# PANAMA

# PAN

#	LAST NAMES	NAMES	POS	DOB	B	T	WT	HT
2	GONZALES GONZALES	Fernando Andres	C	2001-12-02	R	R	97	193
6	MENDOZA SANDOVAL	Abdiel Jose	P	1998-09-19	R	R	89	188
7	HERNÁNDEZ GUERRA	Kenny Jasson	P	1998-06-24	R	R	94	191
8	RODRIGUEZ MARTINEZ	Kevin Antonio	P	2000-08-13	R	R	95	187
9	SANJUR SANCHEZ	Mario Alberto	C	1995-12-23	R	R	89	187
10	MUÑOZ MENDOZA	Edgard Enrique	OF	1991-10-30	L	L	78	175
11	TEJADA ABREGO	Ruben Dario	IF	1989-10-27	R	R	92	187
13	CAMARGO RAMOS	Johan Valentin	IF	1993-12-13	R	R	87	188
14	MIRANDA GONZALEZ	Kevin Alexander	P	1998-11-14	R	R	89	188
15	GOMEZ RODRIGUEZ	Miguel Angel	P	2001-09-10	R	R	93	192
16	MULLEN YOUNG	Robert Anthony	C	1996-05-23	R	R	91	189
19	CACERES MARTINEZ	Bryan Ernesto	P	2000-02-19	R	R	104	187
20	QUIROZ CASTILLO	Carlos Xavier	IF	1985-11-30	R	R	85	189
21	SANTOS THILL	Jhonny Yussef	OF	1996-10-02	R	R	77	180
22	FUENTES GONZALEZ	Steven Oneil	P	1997-05-04	R	R	98	185
23	RODRIGUEZ SURIS	Abraham Daniel	UTL	1999-03-09	L	L	85	184
24	OROZCO BECKFORD	Rodrigo Alexis	OF	1995-04-02	R	R	87	189
25	BALDONADO FORSYTHE	Alberto Louis	P	1993-02-01	R	R	95	191
29	AGRAZAL ESPINOSA	Dario Abdiel	P	1994-12-28	R	R	85	189
32	PEREIRA CASTILLO	Wilfredo Alexis	P	1999-04-26	R	R	102	190
36	BURGOS AROSEMENA	Enrique	P	1990-11-23	R	R	113	193
39	WRIGHT PITY	Joshwan Abdiel	IF	2000-11-09	R	R	90	180
41	GUERRERO FOTHY	Alberto Jesus	P	1997-12-13	R	R	97	191
51	BARRIA SOTO	Jaime Jonathan	P	1996-07-18	R	R	89	187
52	GONZALEZ CRUZ	Severino Yunier	P	1992-09-28	R	R	89	187
89	CASTILLO TUÑÓN	Luis Eduardo	OF	1989-05-15	R	R	93	190
91	CHU PINEDA	Gilberto Antonio	P	1997-11-19	L	L	90	180
99	RAMOS MORALES	Jose Antonio	OF	2001-01-01	R	R	85	188
17	MAYORGA GONZALEZ	Jose Agustin	<b>Manager</b>					
3	VIGIL AGUIRRE	Rodrigo Abdel	Coach					
12	CABALLERO HERRERA	Luis Felipe	Bench Coach					
18	PONCE CEDEÑO	Dimas Ashley	1B Coach					
26	PONCE CEDEÑO	Ashley Dimas	3B Coach					
27	LUCKERT	Gabriel Jose	Pitching Coach					
28	CUMBERBATCH	Cirilo Ernesto	Coach					
	CRESPO AIZPURUA	Ramon Luis	Delegation Leader					

## ROSTER



# PUERTO RICO

# PUR

#	LAST NAMES	NAMES	POS	DOB	B	T	WT	HT
2	CHACON	Ojani Noa	P	1997-11-11	L	L	73	154
9	HERNANDEZ RIVERA	Luis Armando	UTL	1999-05-19	L	R	72	172
12	CORTES	Carlos Andres	OF	1997-06-30	L	R	89	170
14	SANTIAGO RONDON	Andres Manuel	P	1989-10-26	R	R	99	185
17	VILLEGAS ROSADO	Edgardo	CF	2003-04-28	L	L	79	175
18	ROSS TARABOCHIE	Shawn Michael	C, 1B, 3B	1999-09-30	R	R	84	185
20	RODRIGUEZ	Ivan Dereck	P	1992-06-05	R	R	94	182
25	PAGAN RODRIGUEZ	Ezequiel Alexander	CF	2000-08-07	L	R	73	177
26	MONTES TORRES	John Adrian	UTL	2001-08-27	L	R	87	182
28	BURGOS RAMOS	Raymond Yadiell	P	1998-11-29	R	L	77	78
29	CENTENO APONTE	Juan Carlos	C	1989-11-16	L	R	88	175
31	BENITEZ ROMAN	Jorge Oscar	P	1999-06-02	R	L	70	182
32	TORRES MURILLO	Victor Manuel	C	2000-07-29	R	R	81	177
33	BERRIOS FLORES	Oswaldo	P	1999-11-29	R	R	90	188
34	GARCIA	Jason Emilio	P	1992-11-21	R	R	99	185
36	FERRER RIVERA	Jaime Alejandro	OF	2002-12-27	R	R	98	185
37	MIRANDA VEINTIDOS	Agnel Gabriel	P	2002-05-04	R	R	106	198
39	RODRIGUEZ MERCADO	Luis Manuel	P	2001-06-28	R	R	97	186
40	CEBALLOS ROSA	Sabin J	3B	2002-08-17	R	R	102	190
44	RIVERA TORRES	Yadiel	IF	1992-05-02	R	R	86	190
46	VAZ	Javier Rafeal	IF, OF	2000-09-22	L	R	66	172
51	BERMUDEZ DE JESUS	Jonathan Alberto	P	1995-10-16	L	L	102	188
60	RAMIREZ LUGO	Ruben Issac	P	1998-11-14	R	R	86	182
61	DIAZ MORALES	Randal Gabriel	SS	2003-05-20	R	R	95	182
62	CINTRON BAEZ	Luis Enrique	P	1989-11-15	R	L	70	180
63	CRUZ TORRES	Luis Leroy	P	1990-09-10	R	L	79	180
64	FELIX MORALES	Edrick	2B, 3B	2002-01-14	R	R	89	72
65	FIGUEROA FIGUEROA	Jose Oscar	P	1999-06-30	R	R	80	180
19	GONZALEZ	Juan A	<b>Manager</b>					
14	MONTERO PAGAN	Juan Carlos	Coach					
22	NUNEZ NEGRON	Eduardo Enrique	Coach					
35	PEREZ	Edgar Enrique	Coach					
41	GONZALEZ BAEZ	Dicky	Pitching Coach					
42	GONZALEZ GARCIA	Eddie Waldemar	1B Coach					
66	CINTRON LAZU	Alexander	Bench Coach					
	WILLIAMS GONZALEZ	Efrain	Delegation Leader					

## ROSTER



# CHINESE TAIPEI

# TPE

#	LAST NAMES	NAMES	POS	DOB	B	T	WT	HT
4	GILJEGILJAW	Kungkuan	IF	1994-03-13	R	R	104	180
9	CHANG	Cheng-Yu	IF	2000-06-08	L	R	70	178
12	CHIANG	Kuo-Hao	P	1997-12-29	R	R	73	178
14	CHIU	Chih-Cheng	OF	2000-11-26	L	L	80	168
17	CHEN	Kuan-Yu	P	1990-10-29	L	L	80	178
18	LIN	Kai-Wei	P	1996-03-19	R	R	79	178
19	CHANG	Yi	P	1994-02-26	R	R	86	182
20	CHEN	Po-Ching	P	1998-10-25	L	L	80	175
21	WU	Chun-Wei	P	1998-12-31	R	R	78	175
24	CHEN	Chieh-Hsien	OF	1994-01-07	L	R	73	173
25	LI	Kai-Wei	IF	1997-09-11	L	R	76	174
27	LIN	Chia-Cheng	C	1997-06-26	R	R	91	185
32	TSENG	Song-En	OF	2000-01-08	L	R	92	178
35	PAN	Chieh-Kai	IF	1994-02-03	L	R	78	184
39	HUANG	En-Sih	P	1996-05-17	R	R	1100	185
45	LIN	Yu-Min	P	2003-07-12	L	L	82	180
58	YUEH	Tung-Hua	IF	1995-10-19	L	R	75	178
59	CHEN	Kuan-Wei	P	1996-10-28	R	R	92	183
64	WANG	Chih-Hsuan	P	2001-09-05	L	L	72	175
69	HUANG	Tzu-Peng	P	1994-03-19	R	R	80	183
71	CHUANG	Hsin Yen	P	2000-10-19	R	R	91	181
75	KUO	Chun-Lin	P	1992-02-02	R	R	76	175
77	LIN	An-Ko	OF	1997-05-19	L	L	90	184
83	LIN	Li	IF	1996-01-01	R	R	86	182
85	CHU	Yu-Hsien	IF	1991-11-26	L	L	100	188
90	CHIANG	Kun-Yu	IF	2000-07-04	R	R	72	175
95	DAI	Pei-Fong	C	2000-01-07	L	R	75	182
98	CHEN	Chen-Wei	OF	1997-12-12	L	R	72	180
99	TSENG	Hao-Jiu	Manager					
40	WANG	Chien-Ming	Pitching Coach					
66	CHANG	Chien-Ming	Coach					
31	CHEN	Chiang-Ho	Coach					
34	KAO	Chih-Kang	Coach					
28	KAO	Kuo Hui	Coach					
70	LIN	Yueh-Ping	Coach					
23	PENG	Cheng-Min	Coach					
	TSAI	Chih An	Delegation Leader					

## ROSTER



# USA

# USA

#	LAST NAMES	NAMES	POS	DOB	B	T	WT	HT
1	SHAW	Matthew James	IF	2001-11-06	R	R	84	176
2	JOHNSON	Termarr Jerell	IF	2004-06-11	L	R	80	173
3	DEVANNEY	Cameron Michael	IF, OF	1997-04-13	R	R	89	186
6	SIMPSON	Chandler Lenard	OF	2000-11-18	L	R	78	181
7	WILLIAMS	Carson Everett	IF	2003-06-25	R	R	82	188
8	BALDWIN	Drake Randall	C	2001-03-28	L	R	96	183
9	THOMAS	Colby Grant	OF	2001-01-26	R	R	87	178
10	WARD	Ryan Joseph	IF, OF	1998-02-23	L	R	91	178
11	RITTER	Lucas	IF, OF	1997-02-15	R	R	85	181
12	TOUSSAINT	Dany Gilbert Kiti	P	1996-06-20	R	R	98	191
18	ELKO	Timothy John	1B	1998-12-27	R	R	114	191
21	BENSCHOTER	Samuel Adam	P	1998-03-17	R	R	104	191
22	CRAWFORD	Justin Carl	OF	2004-01-13	L	R	86	188
23	LAWRENCE	Casey Lee	P	1987-10-28	R	R	82	183
24	GOSE	Anthony Robert	P	1990-08-10	L	L	91	183
25	MACIVER	William Joseph	C	1996-10-28	R	R	93	186
26	HILL	Richard Joseph	P	1980-03-11	L	L	100	196
27	MENENDEZ	Antonio Delano	P	1999-03-11	R	R	98	194
28	OKEY	Christopher Campbell	C	1994-12-29	R	R	91	181
31	ADLER	Eric Michael	P	2000-10-12	R	R	87	188
34	THOMPSON	Darrell Scott	P	1994-04-27	L	L	83	193
35	DRURY	Austin William	P	1997-08-13	L	L	86	183
39	MILLS	Zane J R	P	2000-07-04	R	R	100	194
40	GROTZ	Zachary Dylan	P	1993-02-17	R	R	89	188
43	VIEAUX	Cameron Scott	P	1993-12-05	L	L	91	191
49	VERNON	Austin Jeremy	P	1999-02-08	R	R	120	203
54	ALTAVILLA	Daniel	P	1992-09-08	R	R	100	181
55	PATTON	Spencer Burdette	P	1988-02-20	R	R	91	186
52	SCIOSCIA	Michael Lorri	<b>Manager</b>					
4	WEEKS	Jemile Nykiwa	1B Coach					
5	ECKSTEIN	Rick Herbert	Coach					
15	EBEL	Dino Alex	3B Coach					
16	ROENICKE	Ronald Jon	Bench Coach					
19	WALLACE	David William	Pitching Coach					
32	HAWKINS	La Troy	Coach					
	SEILER JR	Paul Vincent	Delegation Leader					

## ROSTER



# VENEZUELA

# VEN

#	LAST NAMES	NAMES	POS	DOB	B	T	WT	HT
2	AMARISTA AZOCAR	Alexi Jose	IF	1989-04-06	S	R	74	168
4	PALACIOS LEON	Jermaine Manuel	IF	1996-07-19	R	R	65	183
6	MACHADO MORENO	Dixon Javier	IF	1992-02-22	R	R	86	185
7	RODRIGUEZ RAMIREZ	Herlis Elian	OF	1994-06-10	L	L	77	182
10	CASTILLO RODRIGUEZ	Diego Alejandro	IF	1997-10-28	R	R	77	183
13	ADRIANZA PALMA	Ehire Enrique	IF	1989-08-21	S	R	90	185
14	PEREZ BOLIVAR	Hernan Alejandro	IF	1991-03-26	R	R	96	186
18	ZARRAGA ORTIZ	Alfredo Alejandro	P	2000-11-16	R	R	75	180
23	RODRIGUEZ RINCONES	David Alexander	IF	1996-02-25	R	R	97	185
27	SANCHEZ OQUENDO	Mario Jesus	P	1994-10-31	R	R	75	185
30	REYES QUEREIGUA	Angel David	OF	1995-05-06	R	R	79	183
31	FLORES DEVIA	Ramon Emilio	OF	1992-03-26	L	L	86	180
36	PEREZ ALVAREZ	Carlos Jesus	C	1996-09-10	R	R	95	178
37	ARCIA SOLANO	Francisco Antonio	C	1989-09-14	L	R	91	180
44	PEREZ ALVAREZ	Carlos Eduardo	C	1990-10-27	R	R	95	183
46	PINTO VALERA	Ricardo Antonio	P	1994-01-20	R	R	88	183
48	ALVAREZ HERNANDEZ	Jose Ricardo	P	1989-05-06	L	L	88	180
54	CASTILLO CAMPOS	Maximo Alberto	P	1999-05-04	R	R	127	188
58	RODRIGUEZ GRANADILLO	Nivaldo Apolinar	P	1997-04-16	R	R	97	185
63	MOSQUEDA HERNANDEZ	Oddanier Eduardo	P	1999-05-06	L	L	75	178
65	MENDEZ ORTEGA	Yohander Manuel	P	1995-01-17	L	L	104	195
67	FRANCO RODRIGUEZ	Enderson Daniel	P	1992-12-29	R	R	109	185
68	RODRIGUEZ RAMIREZ	Ricardo Jose	P	1992-08-31	R	R	99	188
69	VARGAS RANGEL	Jesus Miguel	P	1998-08-18	R	R	79	188
73	BRETO FERNANDEZ	Liarvis José	P	1993-04-10	L	L	79	180
76	VIZCAYA FREITEZ	Anthony Karl	P	1993-10-24	L	R	93	180
85	GARCÍA PAREDES	Pedro Luis	P	1995-03-21	R	R	99	180
92	HERNANDEZ BOLIVAR	Arnaldo Jose	P	1996-02-09	R	R	79	183
22	LOPEZ VARGAS	Omar Edmundo	<b>Manager</b>					
8	PARRA LEON	Gerardo Enrique	1B Coach					
19	RAMÍREZ MORENO	Luis Eugenio	Pitching Coach					
26	CHRINOS GONZALEZ	Robinson David	Bench Coach					
40	CORDOVA	Jorge Luis	Coach					
77	ROMERO VARICELLI	Wilfredo Andres	Coach					
99	CORREDOR CARDENAS	Nestor Julio	3B Coach					
	LEON ALVARADO	Aracelis Javiela	Delegation Leader					

## OPENING ROUND – RONDA DE APERTURA

### STANDINGS – POSICIÓN DE EQUIPOS

#### GROUP A – GRUPO A

RK	TEAM – EQUIPO	GP	W	L	AVG	GB
1	 VENEZUELA	5	4	1	<b>.800</b>	-
2	 USA	5	3	2	<b>.600</b>	1.0
3	 PANAMA	5	3	2	<b>.600</b>	1.0
4	 MEXICO	5	2	3	<b>.400</b>	2.0
5	 NETHERLANDS	5	2	3	<b>.400</b>	2.0
6	 PUERTO RICO	5	1	4	<b>.200</b>	3.0

#### GROUP B – GRUPO B

RK	TEAM – EQUIPO	GP	W	L	AVG	GB
1	 JAPAN	5	5	0	<b>1.000</b>	-
2	 CHINESE TAIPEI	5	4	1	<b>.800</b>	1.0
3	 KOREA	5	3	2	<b>.600</b>	2.0
4	 AUSTRALIA	5	1	4	<b>.200</b>	4.0
5	 DOMINICAN REPUBLIC	5	1	4	<b>.200</b>	4.0
6	 CUBA	5	1	4	<b>.200</b>	4.0

The Teams are placed according to the Tournament Regulations for the WBSC.

Los equipos son ordenados en atención a los Reglamentos Oficiales de la WBSC.



## OPENING ROUND – RONDA DE APERTURA

### SCHEDULE AND RESULTS – CALENDARIO Y RESULTADOS

GROUP A - GRUPO A	GROUP B - GRUPO B
MEXICO	AUSTRALIA
NETHERLANDS	CUBA
PANAMA	DOMINICAN REPUBLIC
PUERTO RICO	JAPAN
USA	KOREA
VENEZUELA	CHINESE TAIPEI

#### SATURDAY NOVEMBER 9, 2024 – SÁBADO 9 DE NOVIEMBRE DE 2024

#	Hour Hora	Stadium Campo	Group Grupo	Visitor Team Equipo Visitante	Home Team Equipo Local	Score	Inn
1	13:00	Estadio Panamericano Guadalajara	A	PANAMA	NETHERLANDS	8-9	10
2	16:00	Coloso del Pacífico Tepic	A	PUERTO RICO	USA	1-0	
3	20:00	Estadio Panamericano Guadalajara	A	VENEZUELA	MEXICO	8-4	

#### SUNDAY NOVEMBER 10, 2024 – DOMINGO 10 DE NOVIEMBRE DE 2024

#	Hour Hora	Stadium Campo	Group Grupo	Visitor Team Equipo Visitante	Home Team Equipo Local	Score	Inn
4	13:00	Estadio Panamericano Guadalajara	A	VENEZUELA	PANAMA	2-4	
5	16:00	Coloso del Pacífico Tepic	A	NETHERLANDS	USA	2-12	8
6	20:00	Estadio Panamericano Guadalajara	A	MEXICO	PUERTO RICO	7-5	

#### MONDAY NOVEMBER 11, 2024 – LUNES 11 DE NOVIEMBRE DE 2024

#	Hour Hora	Stadium Campo	Group Grupo	Visitor Team Equipo Visitante	Home Team Equipo Local	Score	Inn
7	19:00	Coloso del Pacífico Tepic	A	USA	VENEZUELA	3-5	
8	20:00	Estadio Panamericano Guadalajara	A	PANAMA	MEXICO	3-2	

Local time in the host city / Hora local de la ciudad sede  
Guadalajara GMT-6 | Tepic GMT-7 | Taipei GMT +8 | Nagoya GMT +9

## OPENING ROUND – RONDA DE APERTURA

### SCHEDULE AND RESULTS – CALENDARIO Y RESULTADOS

#### TUESDAY NOVEMBER 12, 2024 – MARTES 12 DE NOVIEMBRE DE 2024

#	Hour Hora	Stadium Campo	Group Grupo	Visitor Team Equipo Visitante	Home Team Equipo Local	Score	Inn
9	19:00	Coloso del Pacífico Tepic	A	PANAMA	USA	3-9	
10	20:00	Estadio Panamericano Guadalajara	A	NETHERLANDS	PUERTO RICO	20-8	7

#### WEDNESDAY NOVEMBER 13, 2024 – MIÉRCOLES 13 DE NOVIEMBRE DE 2024

#	Hour Hora	Stadium Campo	Group Grupo	Visitor Team Equipo Visitante	Home Team Equipo Local	Score	Inn
11	13:00	Estadio Panamericano Guadalajara	A	PUERTO RICO	VENEZUELA	2-5	
12	20:00	Estadio Panamericano Guadalajara	A	MEXICO	NETHERLANDS	8-6	
16	19:00	Vantelin Dome Nagoya Nagoya	B	AUSTRALIA	JAPAN	3-9	
17	18:30	Tianmu Stadium Taipei City	B	DOMINICAN REPUBLIC	CUBA	6-1	
18	18:30	Taipei Dome Taipei	B	KOREA	CHINESE TAIPEI	3-6	

#### THURSDAY NOVEMBER 14, 2024 – JUEVES 14 DE NOVIEMBRE DE 2024

#	Hour Hora	Stadium Campo	Group Grupo	Visitor Team Equipo Visitante	Home Team Equipo Local	Score	Inn
13	13:00	Estadio Panamericano Guadalajara	A	NETHERLANDS	VENEZUELA	0-11	7
14	19:00	Coloso del Pacífico Tepic	A	PUERTO RICO	PANAMA	3-4	
15	20:00	Estadio Panamericano Guadalajara	A	USA	MEXICO	12-2	7
19	18:00	Tianmu Stadium Taipei City	B	CUBA	KOREA	4-8	
20	18:30	Taipei Dome Taipei	B	CHINESE TAIPEI	DOMINICAN REPUBLIC	2-1	

Local time in the host city / Hora local de la ciudad sede  
Guadalajara GMT-6 | Tepic GMT-7 | Taipei GMT +8 | Nagoya GMT +9

## OPENING ROUND – RONDA DE APERTURA

### SCHEDULE AND RESULTS – CALENDARIO Y RESULTADOS

#### FRIDAY NOVEMBER 15, 2024 – VIERNES 15 DE NOVIEMBRE DE 2024

#	Hour Hora	Stadium Campo	Group Grupo	Visitor Team Equipo Visitante	Home Team Equipo Local	Score	Inn
21	15:00	Tianmu Stadium Taipei City	B	DOMINICAN REPUBLIC	AUSTRALIA	0-5	
22	18:00	Taipei Dome Taipei	B	KOREA	JAPAN	3-6	

#### SATURDAY NOVEMBER 16, 2024 – SÁBADO 16 DE NOVIEMBRE DE 2024

#	Hour Hora	Stadium Campo	Group Grupo	Visitor Team Equipo Visitante	Home Team Equipo Local	Score	Inn
23	12:00	Tianmu Stadium Taipei City	B	AUSTRALIA	CUBA	3-4	
24	18:00	Taipei Dome Taipei	B	JAPAN	CHINESE TAIPEI	3-1	
25	18:30	Tianmu Stadium Taipei City	B	DOMINICAN REPUBLIC	KOREA	6-9	

#### SUNDAY NOVEMBER 17, 2024 – DOMINGO 17 DE NOVIEMBRE DE 2024

#	Hour Hora	Stadium Campo	Group Grupo	Visitor Team Equipo Visitante	Home Team Equipo Local	Score	Inn
26	18:00	Tianmu Stadium Taipei City	B	CUBA	JAPAN	6-7	
27	18:30	Taipei Dome Taipei	B	CHINESE TAIPEI	AUSTRALIA	11-3	

#### MONDAY NOVEMBER 18, 2024 – LUNES 18 DE NOVIEMBRE DE 2024

#	Hour Hora	Stadium Campo	Group Grupo	Visitor Team Equipo Visitante	Home Team Equipo Local	Score	Inn
28	12:00	Tianmu Stadium Taipei City	B	AUSTRALIA	KOREA	2-5	
29	18:00	Tianmu Stadium Taipei City	B	JAPAN	DOMINICAN REPUBLIC	11-3	
30	18:30	Taipei Dome Taipei	B	CUBA	CHINESE TAIPEI	0-2	

Local time in the host city / Hora local de la ciudad sede  
Guadalajara GMT-6 | Tepic GMT-7 | Taipei GMT +8 | Nagoya GMT +9

# GAME SUMMARY - RESULTADO DEL JUEGO 1



## PANAMA – NETHERLANDS



Nov 09, 2024 at JPN, TPE, MEX (Estadio Panamericano)

Panama.....022 300 001 0 - 8 11 0  
Netherlands.....020 103 110 1 - 9 15 0

Panama 8

PLAYER	AB	R	H	BI	2B	3B	HR	BB	SB	CS	HP	SH	SF	SO	IBB	KL	GDP	PO	A	E
MUNOZ Edgard 2b	4	1	1	0	0	0	0	0	0	0	0	0	0	0	0	0	0	2	5	0
WRIGHT Joshwan ph/2b	2	0	0	0	0	0	0	0	0	0	0	0	0	0	0	0	0	1	0	0
CAMARGO Johan 3b	5	1	2	0	1	0	0	0	0	0	0	0	0	2	0	0	0	0	3	0
TEJADA Ruben ss	2	2	1	2	0	0	1	2	1	0	1	0	0	0	0	0	0	1	5	0
SANTOS Jhonny lf	3	1	1	1	1	0	0	1	0	0	0	0	1	0	0	0	0	0	0	0
CASTILLO Luis rf	4	0	1	1	0	0	0	1	0	0	0	0	0	0	0	0	0	1	0	0
QUIROZ Carlos Xavier 1b	5	1	2	1	1	0	0	0	0	0	0	0	0	0	0	0	0	15	0	0
RAMOS Jose cf	4	1	1	2	0	0	1	1	0	0	0	0	0	1	0	1	0	3	0	0
MULLEN Robert dh	3	0	0	0	0	0	0	0	0	0	0	0	0	1	0	0	0	0	0	0
OROZCO Rodrigo ph/dh	2	0	0	0	0	0	0	0	0	0	0	0	0	1	0	0	0	0	0	0
GONZALES Fernando c	5	1	2	0	1	0	0	0	0	0	0	0	0	2	0	1	0	6	0	0
BARRIA Jaime p	0	0	0	0	0	0	0	0	0	0	0	0	0	0	0	0	0	0	0	0
GUERRERO Alberto p	0	0	0	0	0	0	0	0	0	0	0	0	0	0	0	0	0	0	1	0
MENDOZA Abdiel p	0	0	0	0	0	0	0	0	0	0	0	0	0	0	0	0	0	0	1	0
BALDONADO Alberto p	0	0	0	0	0	0	0	0	0	0	0	0	0	0	0	0	0	0	0	0
Totals	39	8	11	7	4	0	2	5	1	0	1	0	1	7	0	2	0	29	15	0

Netherlands 9

PLAYER	AB	R	H	BI	2B	3B	HR	BB	SB	CS	HP	SH	SF	SO	IBB	KL	GDP	PO	A	E
GREGORIUS Didi ss	5	0	1	0	0	0	0	0	0	0	0	0	0	1	0	0	0	1	5	0
SCHOOP Jonathan 2b	3	1	1	0	1	0	0	2	0	0	0	0	0	1	0	0	0	3	2	0
PROFAR Juremi dh	5	0	0	0	0	0	0	0	0	0	0	0	0	0	0	0	0	0	0	0
CLEMENTINA Hendrik c	5	2	1	0	1	0	0	0	0	0	0	0	0	1	0	0	0	8	0	0
SCHOOP Sharlon 3b	5	2	3	2	0	0	1	0	0	0	0	0	0	1	0	0	0	0	1	0
CROES Dayson pr	0	0	0	0	0	0	0	0	0	0	0	0	0	0	0	0	0	0	0	0
HELDER Eugene 1b	4	1	2	0	0	0	0	0	0	0	0	0	0	0	0	0	1	6	0	0
SELASSA Delano pr/lb	1	1	1	0	0	0	0	0	0	0	0	0	0	0	0	0	0	3	0	0
RICHARDSON Denzel rf	5	2	3	2	2	0	1	0	0	0	0	0	0	1	0	1	0	3	1	0
VAN DER MEER Stijn lf	2	0	0	0	0	0	0	0	0	0	0	0	0	0	0	0	0	2	0	0
KEMP Dwayne ph/lf	2	0	1	1	0	0	0	0	0	0	0	0	0	0	0	0	0	0	0	0
TOMSJANSEN Rushenten lf	1	0	0	0	0	0	0	0	0	0	0	0	0	1	0	0	0	1	0	0
DIDDER Ray-Patrick cf	4	0	2	2	0	0	0	1	0	0	0	0	0	0	0	1	0	3	0	0
MARTIS Shairon p	0	0	0	0	0	0	0	0	0	0	0	0	0	0	0	0	0	0	0	0
KELLY Kevin p	0	0	0	0	0	0	0	0	0	0	0	0	0	0	0	0	0	0	0	0
VAN GURP Franklin p	0	0	0	0	0	0	0	0	0	0	0	0	0	0	0	0	0	0	0	0
HUNTINGTON Ryan p	0	0	0	0	0	0	0	0	0	0	0	0	0	0	0	0	0	0	0	0
ESTANISTA Jaydenn p	0	0	0	0	0	0	0	0	0	0	0	0	0	0	0	0	0	0	0	0
SULBARAN Juancarlos p	0	0	0	0	0	0	0	0	0	0	0	0	0	0	0	0	0	0	0	0
Totals	42	9	15	7	4	0	2	3	0	0	0	0	0	6	0	1	2	30	9	0

Panama	IP	H	R	ER	BB	SO	WP	HP	BK	IBB	SH	SF	2B	3B	HR	AB	BF	FO	GO	NP
BARRIA Jaime	5.0	9	5	5	1	2	0	0	0	0	0	0	3	0	2	23	24	5	7	74
GUERRERO Alberto	1.1	2	2	2	1	0	0	0	0	0	0	0	1	0	0	5	6	0	3	23
MENDOZA Abdiel	1.2	2	1	1	0	0	2	0	0	0	0	0	0	0	0	7	7	1	4	27
BALDONADO Alberto L,0-1	1.2	2	1	0	1	4	0	0	0	0	0	0	0	0	0	7	8	0	1	31

Netherlands	IP	H	R	ER	BB	SO	WP	HP	BK	IBB	SH	SF	2B	3B	HR	AB	BF	FO	GO	NP	
MARTIS Shairon	3.1	9	7	7	1	2	0	1	0	0	0	0	4	0	1	18	20	3	4	63	
KELLY Kevin	2.2	0	0	0	1	3	1	0	0	0	0	0	1	0	0	0	7	9	4	1	36
VAN GURP Franklin	0.1	0	0	0	2	0	0	0	0	0	0	0	0	0	0	1	3	1	0	12	
HUNTINGTON Ryan	0.2	0	0	0	0	0	0	0	0	0	0	0	0	0	0	2	2	1	1	7	
ESTANISTA Jaydenn	1.0	1	0	0	0	1	0	0	0	0	0	0	0	0	0	4	4	1	1	16	
SULBARAN Juancarlos W,1-0	2.0	1	1	1	1	1	1	0	0	0	0	0	0	0	1	7	8	2	3	21	

Umpires: HP-Kelvin BULTRON (PUR), 1B-Shane Vincent CANNON (USA), 2B-Omar Peralta (CUB), 3B-Ramiro ALFARO (COL)  
Scorers: Carlos DEL PINO (CUB), Luis Matsuo (MEX), Stephanie WINKLER (GER)  
TC: Pedro MEDINA (CUB), Jürgen Elsishans (GER)  
Start: 13:00 Time: 3:29 Attendance: 347 Weather: Sunny - 26°C

# GAME SUMMARY - RESULTADO DEL JUEGO 2



## PUERTO RICO – USA



Nov 09, 2024 at JPN, TPE, MEX (Coloso del Pacífico)

Puerto Rico.....000 001 000 - 1 4 0  
United States of America.....000 000 000 - 0 6 0

Puerto Rico 1

PLAYER	AB	R	H	BI	2B	3B	HR	BB	SB	CS	HP	SH	SF	SO	IBB	KL	GDP	PO	A	E
VILLEGAS Edgardo lf	3	0	0	0	0	0	0	1	0	0	0	0	0	1	0	0	0	3	0	0
VAZ Javier 2b	4	0	0	0	0	0	0	0	0	0	0	0	0	2	0	0	1	2	2	0
CEBALLOS Sabin 3b	4	1	2	1	1	0	1	0	0	0	0	0	0	1	0	0	0	0	2	0
CORTES Carlos rf	4	0	1	0	0	0	0	0	0	0	0	0	0	2	0	0	0	2	0	0
ROSS Shawn lb	4	0	1	0	0	0	0	0	0	0	0	0	0	2	0	0	0	5	1	0
CENTENO Juan c	4	0	0	0	0	0	0	0	0	0	0	0	0	2	0	0	0	10	0	0
FERRER Jaime dh	3	0	0	0	0	0	0	0	0	0	0	0	0	1	0	0	0	0	0	0
PAGAN Ezequiel cf	2	0	0	0	0	0	0	1	0	0	0	0	0	0	0	0	0	3	0	0
RIVERA Yadiel ss	2	0	0	0	0	0	0	1	1	0	0	0	0	1	0	0	0	2	1	0
BERMUDEZ Jonathan p	0	0	0	0	0	0	0	0	0	0	0	0	0	0	0	0	0	0	2	0
BURGOS Raymond p	0	0	0	0	0	0	0	0	0	0	0	0	0	0	0	0	0	0	0	0
BERRIOS Osvaldo p	0	0	0	0	0	0	0	0	0	0	0	0	0	0	0	0	0	0	0	0
BENITEZ Jorge p	0	0	0	0	0	0	0	0	0	0	0	0	0	0	0	0	0	0	0	0
RAMIREZ Ruben p	0	0	0	0	0	0	0	0	0	0	0	0	0	0	0	0	0	0	0	0
CINTRON Luis p	0	0	0	0	0	0	0	0	0	0	0	0	0	0	0	0	0	0	0	0
CRUZ Luis p	0	0	0	0	0	0	0	0	0	0	0	0	0	0	0	0	0	0	0	0
Totals	30	1	4	1	1	0	1	3	1	0	0	0	0	12	0	0	1	27	8	0

United States of America 0

PLAYER	AB	R	H	BI	2B	3B	HR	BB	SB	CS	HP	SH	SF	SO	IBB	KL	GDP	PO	A	E
SIMPSON Chandler rf	5	0	1	0	0	0	0	0	2	0	0	0	0	0	0	0	0	3	0	0
SHAW Matt dh	3	0	3	0	0	0	0	0	1	0	1	0	0	0	0	0	0	0	0	0
RITTER Luke 2b/lb	4	0	1	0	1	0	0	0	0	0	0	0	0	0	0	0	0	0	3	0
MACIVER Willie c	4	0	0	0	0	0	0	0	0	0	0	0	0	2	0	0	0	10	2	0
ELKO Tim lb	3	0	0	0	0	0	0	0	0	0	0	0	0	2	0	0	0	10	0	0
WARD Ryan ph	0	0	0	0	0	0	0	0	0	0	0	0	0	0	0	0	0	0	0	0
OKEY Chris ph	1	0	0	0	0	0	0	0	0	0	0	0	0	0	0	0	0	0	0	0
JOHNSON Termarr 2b	0	0	0	0	0	0	0	0	0	0	0	0	0	0	0	0	0	0	0	0
WILLIAMS Carson ss	3	0	0	0	0	0	0	1	2	0	0	0	0	1	0	0	0	2	4	0
CRAWFORD Justin cf	4	0	1	0	1	0	0	0	0	0	0	0	0	0	0	0	0	1	0	0
THOMAS Colby lf	3	0	0	0	0	0	0	1	1	0	0	0	0	2	0	1	0	0	0	0
DEVANNEY Cam 3b	2	0	0	0	0	0	0	2	0	0	0	0	0	0	0	0	0	1	0	0
HILL Rich p	0	0	0	0	0	0	0	0	0	0	0	0	0	0	0	0	0	0	0	0
THOMPSON Darrell p	0	0	0	0	0	0	0	0	0	0	0	0	0	0	0	0	0	0	0	0
BENSCHOTER Sam p	0	0	0	0	0	0	0	0	0	0	0	0	0	0	0	0	0	0	0	0
GOSE Anthony p	0	0	0	0	0	0	0	0	0	0	0	0	0	0	0	0	0	0	0	0
PATTON Spencer p	0	0	0	0	0	0	0	0	0	0	0	0	0	0	0	0	0	0	0	0
Totals	32	0	6	0	2	0	0	4	6	0	1	0	0	7	0	1	0	27	9	0

Puerto Rico IP H R ER BB SO WP HP BK IBB SH SF 2B 3B HR AB BF FO GO NP

BERMUDEZ Jonathan	4.0	2	0	0	1	6	0	0	0	0	0	0	0	0	0	13	14	4	1	52
BURGOS Raymond W,1-0	1.1	1	0	0	0	1	0	0	0	0	0	0	0	0	0	5	5	1	2	17
BERRIOS Osvaldo	0.1	0	0	0	0	0	0	1	0	0	0	0	0	0	0	1	2	1	0	10
BENITEZ Jorge	1.1	0	0	0	3	0	0	0	0	0	0	0	0	0	0	4	7	3	1	31
RAMIREZ Ruben	0.1	2	0	0	0	0	0	0	0	0	0	0	0	1	0	0	3	3	0	13
CINTRON Luis	1.0	1	0	0	0	0	0	0	0	0	0	0	0	1	0	0	4	4	3	5
CRUZ Luis SV,1	0.2	0	0	0	0	0	0	0	0	0	0	0	0	0	0	2	2	1	1	9

United States of America IP H R ER BB SO WP HP BK IBB SH SF 2B 3B HR AB BF FO GO NP

HILL Rich	3.0	2	0	0	2	3	0	0	0	0	0	0	0	1	0	0	10	12	2	3	53
THOMPSON Darrell	2.0	0	0	0	0	2	0	0	0	0	0	0	0	0	0	6	6	2	2	21	
BENSCHOTER Sam L,0-1	2.0	2	1	1	1	4	0	0	0	0	0	0	0	0	1	8	9	1	1	37	
GOSE Anthony	1.0	0	0	0	0	0	0	0	0	0	0	0	0	0	0	3	3	2	1	15	
PATTON Spencer	1.0	0	0	0	0	3	0	0	0	0	0	0	0	0	0	3	3	0	0	13	

Umpires: HP-Alan IZAGUIRRE (MEX), 1B-Kengo IWASHITA (JPN), 2B-Tim Martin MEYER (GER), 3B-Pedro Jose TUN LEZAMA (MEX)  
Scorers: Javier Porrás (MEX), Rodrigo Almaraz (MEX), Gabriel ALMARAZ (MEX)  
TC: Elpidio SERRANO (CRC), David NAGY (AUS)  
Start: 16:02 Time: 3:07 Attendance: 7820 Weather: Partly cloudy - 27°C

# GAME SUMMARY - RESULTADO DEL JUEGO 3



## VENEZUELA – MEXICO



Nov 09, 2024 at JPN, TPE, MEX (Estadio Panamericano)

Venezuela.....030 013 100 - 8 12 0  
Mexico.....000 000 112 - 4 9 1

### Venezuela 8

PLAYER	AB	R	H	BI	2B	3B	HR	BB	SB	CS	HP	SH	SF	SO	IBB	KL	GDP	PO	A	E
CASTILLO Diego ss	5	1	2	2	2	0	0	0	0	0	0	0	0	1	0	0	0	0	1	0
AMARISTA Alexi 2b	2	0	0	1	0	0	0	1	0	0	0	0	1	1	0	1	0	1	1	0
ADRIANZA Ehire ph/2b	1	0	0	0	0	0	0	0	0	0	0	0	0	0	0	0	0	0	0	0
PEREZ Carlos 1b	4	1	3	1	1	0	0	0	0	0	1	0	0	0	0	0	0	6	0	0
REYES Angel lf	5	0	0	0	0	0	0	0	0	0	0	0	0	1	0	0	0	4	0	0
FLORES Ramon rf	5	0	2	1	2	0	0	0	0	0	0	0	0	0	0	0	0	0	0	0
PALACIOS Jermaine 3b	5	2	2	2	0	2	0	0	0	0	0	0	2	0	1	0	1	2	0	0
RODRIGUEZ Herlis cf	3	1	0	0	0	0	0	1	0	0	0	0	0	0	0	0	0	1	0	0
RODRIGUEZ David dh	4	1	2	0	0	0	0	0	0	0	0	0	0	2	0	0	0	0	0	0
ARCIA Francisco c	3	2	1	1	0	0	0	0	0	0	1	0	0	0	0	0	0	14	0	0
PINTO Ricardo p	0	0	0	0	0	0	0	0	0	0	0	0	0	0	0	0	0	0	0	0
ZARRAGA Alfredo p	0	0	0	0	0	0	0	0	0	0	0	0	0	0	0	0	0	0	0	0
FRANCO Enderson p	0	0	0	0	0	0	0	0	0	0	0	0	0	0	0	0	0	0	1	0
MOSQUEDA Oddanier p	0	0	0	0	0	0	0	0	0	0	0	0	0	0	0	0	0	0	0	0
HERNANDEZ Arnaldo p	0	0	0	0	0	0	0	0	0	0	0	0	0	0	0	0	0	0	0	0
VIZCAYA Anthony p	0	0	0	0	0	0	0	0	0	0	0	0	0	0	0	0	0	0	0	0
Totals	37	8	12	8	5	0	2	2	0	0	2	0	1	7	0	2	0	27	5	0

### Mexico 4

PLAYER	AB	R	H	BI	2B	3B	HR	BB	SB	CS	HP	SH	SF	SO	IBB	KL	GDP	PO	A	E
PEREZ Juan cf	5	0	1	0	0	0	0	0	0	0	0	0	0	4	0	0	0	2	0	1
ALVAREZ Andres 2b	4	0	0	0	0	0	0	1	0	0	0	0	0	1	0	1	0	0	1	0
ROJAS Jose 1b	5	0	1	2	0	0	0	0	0	0	0	0	0	2	0	1	0	7	0	0
CARTER Chris dh	4	1	1	1	0	0	1	1	0	0	0	0	0	1	0	0	0	0	0	0
ORNELAS Julian lf	3	0	0	0	0	0	0	1	0	0	0	0	0	2	0	0	0	4	0	0
EVANS Phillip 3b	4	0	1	0	0	0	0	0	0	0	0	0	0	0	0	0	0	3	4	0
GAITAN Alonso rf	4	1	3	0	1	0	0	0	0	0	0	0	0	1	0	0	0	2	0	0
WILSON Alexis c	3	0	0	0	0	0	0	0	0	0	0	0	0	1	0	0	0	8	0	0
MOORE Logan ph	1	1	1	0	0	0	0	0	0	0	0	0	0	0	0	0	0	0	0	0
TREJO Alan ss	3	1	1	1	0	0	1	1	1	0	0	0	0	2	0	0	0	1	3	0
BANUELOS Manny p	0	0	0	0	0	0	0	0	0	0	0	0	0	0	0	0	0	0	0	0
GOMEZ Cesar p	0	0	0	0	0	0	0	0	0	0	0	0	0	0	0	0	0	0	0	0
MIRANDA Luis p	0	0	0	0	0	0	0	0	0	0	0	0	0	0	0	0	0	0	1	0
IBARRA Jeff p	0	0	0	0	0	0	0	0	0	0	0	0	0	0	0	0	0	0	0	0
PIERRO Edwin p	0	0	0	0	0	0	0	0	0	0	0	0	0	0	0	0	0	0	0	0
THOMPSON Jake p	0	0	0	0	0	0	0	0	0	0	0	0	0	0	0	0	0	0	0	0
Totals	36	4	9	4	1	0	2	4	1	0	0	0	0	14	0	2	0	27	9	1

Venezuela	IP	H	R	ER	BB	SO	WP	HP	BK	IBB	SH	SF	2B	3B	HR	AB	BF	FO	GO	NP
PINTO Ricardo W,1-0	5.0	3	0	0	3	6	0	0	0	0	0	0	0	0	0	18	21	5	4	76
ZARRAGA Alfredo	1.0	1	0	0	0	2	0	0	0	0	0	0	0	0	0	4	4	1	0	16
FRANCO Enderson	1.0	1	1	1	0	2	0	0	0	0	0	0	0	0	1	4	4	0	1	13
MOSQUEDA Oddanier	1.0	1	1	1	0	2	0	0	0	0	0	0	0	0	1	4	4	0	1	11
HERNANDEZ Arnaldo	0.2	3	2	2	1	2	0	0	0	0	0	0	1	0	0	5	6	0	0	25
VIZCAYA Anthony SV,1	0.1	0	0	0	0	0	0	0	0	0	0	0	0	0	0	1	1	1	0	2

Mexico	IP	H	R	ER	BB	SO	WP	HP	BK	IBB	SH	SF	2B	3B	HR	AB	BF	FO	GO	NP
BANUELOS Manny L,0-1	1.2	3	3	3	2	2	1	1	0	0	0	0	1	0	1	8	11	2	1	50
GOMEZ Cesar	1.1	1	0	0	0	1	0	0	0	0	0	0	0	0	0	4	4	2	0	14
MIRANDA Luis	2.1	5	4	4	0	2	2	1	0	0	0	0	2	0	0	12	13	1	4	61
IBARRA Jeff	0.1	1	0	0	0	0	0	0	0	0	1	1	0	0	1	2	1	0	10	10
PIERRO Edwin	1.1	1	1	1	0	1	0	0	1	0	0	0	0	1	5	5	3	0	17	17
THOMPSON Jake	2.0	1	0	0	0	1	0	0	0	0	0	0	1	0	0	7	7	3	2	24

Umpires: HP-Keith MCCONKEY (CAN), 1B-Ramiro ALFARO (COL), 2B-Gye Sung LEE (KOR), 3B-Kelvin BULTRON (PUR)  
Scorers: Stephanie WINKLER (GER), Luis Matsuo (MEX), Carlos DEL PINO (CUB)  
TC: Jürgen Elsishans (GER), Pedro MEDINA (CUB)  
Start: 20:24 Time: 3:24 Attendance: 9758 Weather: Clear - 24°C



# GAME SUMMARY - RESULTADO DEL JUEGO 4



## VENEZUELA – PANAMA



Nov 10, 2024 at JPN, TPE, MEX (Estadio Panamericano)

Venezuela.....100 100 000 - 2 8 0  
Panama.....011 002 00X - 4 6 4

Venezuela 2

PLAYER	AB	R	H	BI	2B	3B	HR	BB	SB	CS	HP	SH	SF	SO	IBB	KL	GDP	PO	A	E
CASTILLO Diego ss	5	0	0	0	0	0	0	0	0	0	0	0	0	2	0	0	0	0	0	0
AMARISTA Alexi cf	5	1	2	0	1	0	0	0	0	0	0	0	0	0	0	0	0	1	1	0
PEREZ Carlos 1b	4	0	2	0	0	0	0	0	0	0	0	0	0	0	0	0	0	6	0	0
FLORES Ramon rf	4	0	1	1	1	0	0	0	0	0	0	0	0	0	0	0	0	1	0	0
RODRIGUEZ David dh	2	0	0	0	0	0	0	1	0	0	0	0	0	1	0	0	0	0	0	0
RODRIGUEZ Herlis ph/dh	1	0	0	0	0	0	0	0	0	0	0	0	0	0	0	0	0	0	0	0
PALACIOS Jermaine 3b	4	1	1	0	0	0	0	0	0	0	0	0	0	1	0	0	0	1	2	0
ADRIANZA Ehire 2b	3	0	0	0	0	0	0	1	0	0	0	0	0	1	0	1	0	0	3	0
REYES Angel lf	4	0	1	0	0	0	0	0	0	1	0	0	0	1	0	0	0	0	3	0
PEREZ Carlos c	4	0	1	0	0	0	0	0	0	0	0	0	0	1	0	0	0	11	0	0
VARGAS Jesus p	0	0	0	0	0	0	0	0	0	0	0	0	0	0	0	0	0	0	1	0
RODRIGUEZ Nivaldo p	0	0	0	0	0	0	0	0	0	0	0	0	0	0	0	0	0	0	0	0
Totals	36	2	8	1	2	0	0	2	0	1	0	0	0	8	0	1	0	24	6	0

Panama 4

PLAYER	AB	R	H	BI	2B	3B	HR	BB	SB	CS	HP	SH	SF	SO	IBB	KL	GDP	PO	A	E
MUNOZ Edgard 2b	4	1	2	1	1	0	0	0	0	0	0	0	0	1	0	0	0	1	4	0
CAMARGO Johan 3b	4	0	0	0	0	0	0	0	0	0	0	0	0	0	0	0	0	1	3	0
TEJADA Ruben ss	2	0	0	1	0	0	0	0	0	0	0	0	0	1	1	0	1	0	0	3
SANTOS Jhonny lf	3	1	2	1	0	1	1	0	0	0	0	0	0	0	0	0	0	1	0	0
CASTILLO Luis rf	3	0	0	0	0	0	0	0	0	0	0	0	0	1	0	0	0	1	0	0
QUIROZ Carlos Xavier 1b	3	1	1	1	0	0	1	0	0	0	0	0	0	2	0	0	0	11	0	1
RAMOS Jose cf	3	0	0	0	0	0	0	0	0	0	0	0	0	3	0	0	0	3	0	0
MULLEN Robert dh	3	1	1	0	1	0	0	0	0	0	0	0	0	1	0	0	0	0	0	0
GONZALES Fernando c	3	0	0	0	0	0	0	0	0	0	0	0	0	2	0	0	0	9	1	0
AGRAZAL Dario p	0	0	0	0	0	0	0	0	0	0	0	0	0	0	0	0	0	0	0	1
HERNANDEZ Kenny p	0	0	0	0	0	0	0	0	0	0	0	0	0	0	0	0	0	0	0	1
BURGOS Enrique p	0	0	0	0	0	0	0	0	0	0	0	0	0	0	0	0	0	0	0	0
Totals	28	4	6	4	2	1	2	0	0	0	0	0	1	11	0	1	0	27	11	4

Venezuela	IP	H	R	ER	BB	SO	WP	HP	BK	IBB	SH	SF	2B	3B	HR	AB	BF	FO	GO	NP
VARGAS Jesus	5.0	4	2	2	0	6	0	0	0	0	0	0	1	1	1	18	18	6	2	68
RODRIGUEZ Nivaldo L,0-1	3.0	2	2	2	0	5	0	0	0	0	0	1	1	0	1	10	11	1	3	37

Panama	IP	H	R	ER	BB	SO	WP	HP	BK	IBB	SH	SF	2B	3B	HR	AB	BF	FO	GO	NP
AGRAZAL Dario	3.2	5	2	2	2	4	0	0	1	0	0	0	2	0	0	17	19	2	5	71
HERNANDEZ Kenny W,1-0	3.0	3	0	0	0	2	0	0	0	0	0	0	0	0	0	12	12	2	4	45
BURGOS Enrique SV,1	2.1	0	0	0	0	2	0	0	0	0	0	0	0	0	0	7	7	4	1	26

Umpires: HP-Gye Sung LEE (KOR), 1B-Kelvin BULTRON (PUR), 2B-Ramiro ALFARO (COL), 3B-Keith MCCONKEY (CAN)  
Scorers: Luis Matsuo (MEX), Stephanie WINKLER (GER), Carlos DEL PINO (CUB)  
TC: Jürgen Elshahans (GER), Pedro MEDINA (CUB)  
Start: 12:58 Time: 2:36 Attendance: 414 Weather: Sunny - 24°C

# GAME SUMMARY - RESULTADO DEL JUEGO 5



## NETHERLANDS – USA



Nov 10, 2024 at JPN, TPE, MEX (Coloso del Pacifico)

Netherlands.....200 000 00 - 2 7 0  
United States of America.203 000 43 - 12 13 0

### Netherlands 2

PLAYER	AB	R	H	BI	2B	3B	HR	BB	SB	CS	HP	SH	SF	SO	IBB	KL	GDP	PO	A	E
GREGORIUS Didi ss	4	1	1	1	0	0	1	0	0	0	0	0	0	1	0	1	0	1	2	0
SCHOOP Jonathan 2b	4	1	1	0	0	0	0	0	0	0	0	0	0	1	0	0	0	2	4	0
PROFAR Juremi 1b	4	0	0	1	0	0	0	0	0	0	0	0	0	0	0	0	0	6	0	0
CLEMENTINA Hendrik c	3	0	2	0	0	0	0	0	0	0	0	0	0	1	0	0	0	7	0	0
SCHOOP Sharlon 3b	3	0	2	0	0	0	0	0	0	0	0	0	0	0	0	0	0	1	0	0
RICHARDSON Denzel rf	3	0	0	0	0	0	0	0	0	0	0	0	0	2	0	1	1	0	1	0
HELDER Eugene dh	3	0	0	0	0	0	0	0	0	0	0	0	0	1	0	0	0	0	0	0
KEMP Dwayne lf	3	0	0	0	0	0	0	0	0	0	0	0	0	0	0	0	0	2	0	0
DIDDER Ray-Patrick cf	3	0	1	0	0	0	0	0	0	0	0	0	0	1	0	0	0	3	1	0
TIMMERMANS Kaj p	0	0	0	0	0	0	0	0	0	0	0	0	0	0	0	0	0	0	1	0
MENDEZ Eric p	0	0	0	0	0	0	0	0	0	0	0	0	0	0	0	0	0	0	0	0
FARLEY Dylan p	0	0	0	0	0	0	0	0	0	0	0	0	0	0	0	0	0	0	0	0
PRINS Scott p	0	0	0	0	0	0	0	0	0	0	0	0	0	0	0	0	0	0	0	0
VIJFVINKEL Pim p	0	0	0	0	0	0	0	0	0	0	0	0	0	0	0	0	0	0	0	0
Totals	30	2	7	2	0	0	1	0	0	0	0	0	0	7	0	2	1	22	9	0

### United States of America 12

PLAYER	AB	R	H	BI	2B	3B	HR	BB	SB	CS	HP	SH	SF	SO	IBB	KL	GDP	PO	A	E
SIMPSON Chandler rf	3	3	2	0	0	0	0	2	0	0	0	0	0	0	0	0	0	1	0	0
SHAW Matt 3b	5	3	4	7	1	0	1	0	1	0	0	0	0	0	0	0	1	1	2	0
RITTER Luke 1b	3	1	2	2	0	0	1	0	0	0	0	0	1	1	0	1	0	10	1	0
WARD Ryan dh	3	1	1	2	0	0	1	0	0	0	0	0	1	2	0	0	0	0	0	0
WILLIAMS Carson ss	2	0	0	0	0	0	0	2	0	0	0	0	0	1	0	0	0	0	2	0
CRAWFORD Justin cf	4	0	2	1	2	0	0	0	0	0	0	0	0	0	0	0	0	1	0	0
THOMAS Colby lf	4	0	1	0	0	0	0	0	0	0	0	0	0	1	0	0	0	1	0	0
BALDWIN Drake c	3	1	0	0	0	0	1	0	0	0	0	0	0	1	0	0	0	7	0	0
JOHNSON Termarr 2b	2	3	1	0	0	0	0	2	0	0	0	0	0	0	0	0	0	2	4	0
LAWRENCE Casey p	0	0	0	0	0	0	0	0	0	0	0	0	0	0	0	0	0	0	1	0
MENENDEZ Antonio p	0	0	0	0	0	0	0	0	0	0	0	0	0	0	0	0	0	0	1	0
PATTON Spencer p	0	0	0	0	0	0	0	0	0	0	0	0	0	0	0	0	0	0	0	0
VERNON Austin p	0	0	0	0	0	0	0	0	0	0	0	0	0	0	0	0	0	1	0	0
Totals	29	12	13	12	3	0	3	7	1	0	0	0	2	6	0	1	1	24	11	0

Netherlands	IP	H	R	ER	BB	SO	WP	HP	BK	IBB	SH	SF	2B	3B	HR	AB	BF	FO	GO	NP
TIMMERMANS Kaj L,0-1	2.1	5	5	5	1	2	0	0	0	0	0	1	0	0	2	10	12	2	2	48
MENDEZ Eric	2.1	2	0	0	1	3	0	0	0	0	0	0	1	0	0	8	9	1	2	40
FARLEY Dylan	1.1	2	3	3	3	1	0	0	0	0	0	0	0	0	4	7	1	0	26	
PRINS Scott	1.0	3	1	1	0	0	0	0	0	0	0	1	2	0	0	5	6	3	0	13
VIJFVINKEL Pim	0.1	1	3	3	2	0	0	0	0	0	0	0	0	0	1	2	4	0	1	20

United States of America	IP	H	R	ER	BB	SO	WP	HP	BK	IBB	SH	SF	2B	3B	HR	AB	BF	FO	GO	NP
LAWRENCE Casey	3.1	4	2	2	0	4	1	0	1	0	0	0	0	1	14	14	2	4	53	
MENENDEZ Antonio W,1-0	2.2	3	0	0	0	2	0	0	0	0	0	0	0	0	10	10	1	4	34	
PATTON Spencer	1.0	0	0	0	0	0	0	0	0	0	0	0	0	0	3	3	2	1	8	
VERNON Austin	1.0	0	0	0	0	1	0	0	0	0	0	0	0	0	3	3	0	2	13	

Umpires: HP-Tim Martin MEYER (GER), 1B-Hideto FUKU (JPN), 2B-Kengo IWASHITA (JPN), 3B-Alan IZAGUIRRE (MEX)  
Scorers: Gabriel ALMARAZ (MEX), Javier Porras (MEX), Rodrigo Almaraz (MEX)  
TC: David NAGY (AUS), Elpidio SERRANO (CRC)  
Start: 16:00 Time: 2:32 Attendance: 5133 Weather: Sunny - 30°C

# GAME SUMMARY - RESULTADO DEL JUEGO 6



## MEXICO – PUERTO RICO



Nov 10, 2024 at JPN, TPE, MEX (Estadio Panamericano)

Mexico.....300 301 000 - 7 9 0  
Puerto Rico.....004 000 100 - 5 10 1

Mexico 7

PLAYER	AB	R	H	BI	2B	3B	HR	BB	SB	CS	HP	SH	SF	SO	IBB	KL	GDP	PO	A	E
GAITAN Alonso rf	4	2	3	3	1	0	0	1	0	1	0	0	0	1	0	1	0	1	0	0
ALVAREZ Andres ss/2b	5	1	3	1	0	0	0	0	0	0	0	0	0	1	0	0	0	1	1	0
ROJAS Jose lb	3	1	1	3	0	0	1	0	0	0	0	0	0	1	0	1	0	3	0	0
ORNELAS Julian lf	2	0	0	0	0	0	0	0	0	0	0	0	0	0	0	0	0	2	0	0
CARTER Chris dh	4	0	0	0	0	0	0	1	0	0	0	0	0	1	0	0	0	0	0	0
EVANS Phillip 3b/lb	3	0	0	0	0	0	0	1	0	0	0	0	0	0	1	0	0	0	1	0
SANCHEZ Asael lf/lb	4	0	0	0	0	0	0	0	0	0	0	0	0	2	0	0	0	3	0	0
TREJO Alan ss	0	0	0	0	0	0	0	0	0	0	0	0	0	0	0	0	0	0	0	0
WILSON Alexis c	3	1	0	0	0	0	0	0	1	0	1	0	0	1	0	1	1	14	1	0
HINOJOSA C.J. 2b/3b	3	0	1	0	0	0	0	0	0	0	1	0	0	0	0	0	0	0	4	0
PEREZ Juan cf	3	2	1	0	0	0	0	1	0	0	0	0	0	0	0	0	0	2	0	0
RIOS Wilmer p	0	0	0	0	0	0	0	0	0	0	0	0	0	0	0	0	0	0	0	0
RODRIGUEZ Luis p	0	0	0	0	0	0	0	0	0	0	0	0	0	0	0	0	0	1	0	0
REYES Gerardo p	0	0	0	0	0	0	0	0	0	0	0	0	0	0	0	0	0	0	0	0
GONZALEZ Victor p	0	0	0	0	0	0	0	0	0	0	0	0	0	0	0	0	0	0	0	0
CRUZ Jesus p	0	0	0	0	0	0	0	0	0	0	0	0	0	0	0	0	0	0	0	0
ALANIZ R.J. p	0	0	0	0	0	0	0	0	0	0	0	0	0	0	0	0	0	0	0	0
Totals	34	7	9	7	1	0	1	4	1	1	2	0	0	8	0	3	1	27	7	0

Puerto Rico 5

PLAYER	AB	R	H	BI	2B	3B	HR	BB	SB	CS	HP	SH	SF	SO	IBB	KL	GDP	PO	A	E
VILLEGAS Edgardo lf	4	2	1	0	0	0	0	1	0	0	0	0	0	2	0	0	0	2	1	0
VAZ Javier 2b	4	1	1	0	1	0	0	1	0	0	0	0	0	1	0	0	0	4	2	0
CEBALLOS Sabin 3b	4	1	2	2	1	0	0	1	0	0	0	0	0	0	0	0	0	1	3	0
CORTES Carlos rf	5	1	4	2	2	0	0	0	0	0	0	0	0	0	0	0	0	1	0	0
PAGAN Ezequiel cf	5	0	2	1	0	0	0	0	0	0	0	0	0	2	0	0	0	1	0	0
ROSS Shawn lb	4	0	0	0	0	0	0	0	0	0	0	0	0	2	0	1	0	7	1	0
CENTENO Juan c	2	0	0	0	0	0	0	1	0	1	1	0	0	1	0	0	0	8	2	0
MONTES John dh	1	0	0	0	0	0	0	0	0	0	0	0	0	0	0	0	0	0	0	0
FELIX Edrick ph/dh	1	0	0	0	0	0	0	0	0	0	0	0	0	1	0	0	0	0	0	0
FERRER Jaime ph/dh	2	0	0	0	0	0	0	0	0	0	0	0	0	2	0	0	0	0	0	0
RIVERA Yadiel ss	2	0	0	0	0	0	0	0	0	0	0	0	0	1	0	0	0	3	0	0
DIAZ Randal ph/ss	2	0	0	0	0	0	0	0	0	0	0	0	0	2	0	0	0	0	1	1
RODRIGUEZ Dereck p	0	0	0	0	0	0	0	0	0	0	0	0	0	0	0	0	0	0	0	0
BENITEZ Jorge p	0	0	0	0	0	0	0	0	0	0	0	0	0	0	0	0	0	0	0	0
GARCIA Jason p	0	0	0	0	0	0	0	0	0	0	0	0	0	0	0	0	0	0	0	0
SANTIAGO Andres p	0	0	0	0	0	0	0	0	0	0	0	0	0	0	0	0	0	0	0	0
CRUZ Luis p	0	0	0	0	0	0	0	0	0	0	0	0	0	0	0	0	0	0	0	0
BERRIOS Osvaldo p	0	0	0	0	0	0	0	0	0	0	0	0	0	0	0	0	0	0	0	0
BURGOS Raymond p	0	0	0	0	0	0	0	0	0	0	0	0	0	0	0	0	0	0	0	0
Totals	36	5	10	5	4	0	0	4	0	1	1	0	0	14	0	1	0	27	10	1

Mexico	IP	H	R	ER	BB	SO	WP	HP	BK	IBB	SH	SF	2B	3B	HR	AB	BF	FO	GO	NP
RIOS Wilmer	2.2	6	4	4	1	2	0	0	0	0	0	0	4	0	0	14	15	3	3	67
RODRIGUEZ Luis W,1-0	2.0	0	0	0	2	3	0	0	0	0	0	0	0	0	0	6	8	1	2	30
REYES Gerardo	1.1	0	0	0	0	2	0	1	0	0	0	0	0	0	0	3	4	1	0	18
GONZALEZ Victor	0.2	2	1	1	1	0	1	0	0	0	0	0	0	0	0	4	5	1	1	26
CRUZ Jesus	1.1	0	0	0	0	4	0	0	0	0	0	0	0	0	0	4	4	0	0	21
ALANIZ R.J. SV,1	1.0	2	0	0	0	3	0	0	0	0	0	0	0	0	0	5	5	0	0	20

Puerto Rico	IP	H	R	ER	BB	SO	WP	HP	BK	IBB	SH	SF	2B	3B	HR	AB	BF	FO	GO	NP
RODRIGUEZ Dereck	1.2	5	3	3	1	3	0	0	0	0	0	0	0	0	1	10	11	1	1	37
BENITEZ Jorge	0.1	0	0	0	0	1	0	0	0	0	0	0	0	0	0	1	1	0	0	4
GARCIA Jason L,0-1	1.1	0	2	2	1	1	0	1	0	0	0	0	0	0	0	4	6	1	2	22
SANTIAGO Andres	0.2	2	1	1	0	0	0	0	0	0	0	0	1	0	0	3	3	1	0	11
CRUZ Luis	0.0	0	0	0	2	0	0	0	0	0	0	0	0	0	0	0	2	0	0	12
BERRIOS Osvaldo	3.2	1	1	1	0	2	0	1	0	0	0	0	0	0	0	11	12	3	4	31
BURGOS Raymond	1.1	1	0	0	0	1	0	0	0	0	0	0	0	0	0	5	5	2	1	20

Umpires: HP-Shane Vincent CANNON (USA), 1B-Keith MCCONKEY (CAN), 2B-Omar Peralta (CUB), 3B-Gye Sung LEE (KOR)  
Scorers: Carlos DEL PINO (CUB), Luis Matsuo (MEX), Stephanie WINKLER (GER)  
TC: Pedro MEDINA (CUB), Jürgen Elsishans (GER)  
Start: 20:00 Time: 3:32 Attendance: 2921 Weather: Clear - 26°C

# GAME SUMMARY - RESULTADO DEL JUEGO 7



## USA – VENEZUELA



Nov 11, 2024 at JPN, TPE, MEX (Coloso del Pacífico)

United States of America 000 101 001 - 3 5 2  
 Venezuela.....001 103 00X - 5 7 1

United States of America 3

PLAYER	AB	R	H	BI	2B	3B	HR	BB	SB	CS	HP	SH	SF	SO	IBB	KL	GDP	PO	A	E
SIMPSON Chandler rf	3	1	1	0	0	0	0	0	0	0	0	1	0	0	0	0	0	0	0	0
SHAW Matt 3b	3	1	1	2	0	0	1	0	0	0	0	0	1	1	0	1	0	1	0	0
RITTER Luke 1b	4	1	1	0	0	0	0	0	0	0	0	0	0	3	0	1	0	10	0	0
WARD Ryan lf	3	0	0	0	0	0	1	0	0	0	0	0	0	2	0	1	0	1	0	0
WILLIAMS Carson ss	4	0	0	0	0	0	0	0	0	0	0	0	0	3	0	1	0	3	5	2
CRAWFORD Justin cf	3	0	0	0	0	0	1	0	0	0	0	0	0	1	0	0	0	2	0	0
ELKO Tim dh	2	0	0	0	0	0	0	0	0	0	0	0	0	2	0	0	0	0	0	0
THOMAS Colby ph/dh	1	0	1	1	0	0	1	0	0	0	0	0	0	0	0	0	0	0	0	0
MACIVER Willie c	2	0	0	0	0	0	0	0	0	0	0	0	0	2	0	0	0	4	3	0
BALDWIN Drake ph/c	2	0	0	0	0	0	0	0	0	0	0	0	1	0	1	0	1	2	0	0
JOHNSON Termarr 2b	3	0	1	0	0	0	1	0	0	0	0	0	1	0	0	0	1	4	0	0
GROTZ Zac p	0	0	0	0	0	0	0	0	0	0	0	0	0	0	0	0	0	0	0	0
VIEAUX Cam p	0	0	0	0	0	0	0	0	0	0	0	0	0	0	0	0	0	0	0	0
ADLER Eric p	0	0	0	0	0	0	0	0	0	0	0	0	0	0	0	0	0	0	1	0
DRURY Austin p	0	0	0	0	0	0	0	0	0	0	0	0	0	0	0	0	0	0	0	0
ALTAVILLA Dan p	0	0	0	0	0	0	0	0	0	0	0	0	0	0	0	0	0	0	0	0
Totals	30	3	5	3	0	0	1	4	0	0	1	1	16	0	5	0	24	13	2	2

Venezuela 5

PLAYER	AB	R	H	BI	2B	3B	HR	BB	SB	CS	HP	SH	SF	SO	IBB	KL	GDP	PO	A	E
AMARISTA Alexi 2b	4	0	0	0	0	0	0	0	1	0	0	0	0	0	0	0	1	0	3	0
PEREZ Carlos 1b	4	1	1	0	0	0	0	0	0	0	0	0	0	1	0	0	0	7	0	0
FLORES Ramon rf	2	1	0	0	0	0	2	0	1	0	0	0	0	0	0	0	0	2	0	0
PALACIOS Jermaine 3b	3	0	0	0	0	0	0	0	0	0	1	0	1	0	1	0	0	0	0	0
RODRIGUEZ Herlis cf	4	2	2	1	0	0	0	0	0	0	0	0	0	1	0	0	0	0	0	0
CASTILLO Diego ss	4	0	1	2	1	0	0	0	0	0	0	0	2	0	1	0	0	0	1	0
REYES Angel lf	2	1	1	0	0	0	0	0	0	0	1	0	0	0	0	0	0	1	0	0
ARCIA Francisco dh	2	0	1	0	0	0	1	0	0	0	0	0	1	0	0	0	0	0	0	0
PEREZ Carlos c	2	0	1	1	0	0	0	0	0	0	0	1	0	0	0	0	0	17	2	0
SANCHEZ Mario p	0	0	0	0	0	0	0	0	0	0	0	0	0	0	0	0	0	0	1	1
ALVAREZ Jose p	0	0	0	0	0	0	0	0	0	0	0	0	0	0	0	0	0	0	0	0
FRANCO Enderson p	0	0	0	0	0	0	0	0	0	0	0	0	0	0	0	0	0	0	0	0
BRETO Liarvis p	0	0	0	0	0	0	0	0	0	0	0	0	0	0	0	0	0	0	0	0
VIZCAYA Anthony p	0	0	0	0	0	0	0	0	0	0	0	0	0	0	0	0	0	0	0	0
ZARRAGA Alfredo p	0	0	0	0	0	0	0	0	0	0	0	0	0	0	0	0	0	0	0	0
MOSQUEDA Oddanier p	0	0	0	0	0	0	0	0	0	0	0	0	0	0	0	0	0	0	0	0
Totals	27	5	7	5	1	0	0	3	1	1	0	2	1	6	0	1	1	27	7	1

United States of America	IP	H	R	ER	BB	SO	WP	HP	BK	IBB	SH	SF	2B	3B	HR	AB	BF	FO	GO	NP
GROTZ Zac	3.2	2	1	1	1	3	0	0	0	0	0	1	0	0	0	11	13	2	5	66
VIEAUX Cam	1.1	3	1	1	0	1	0	0	0	0	0	0	1	0	0	6	6	0	2	17
ADLER Eric L,0-1	1.0	2	3	2	2	0	0	0	0	0	2	0	0	0	0	4	8	0	4	18
DRURY Austin	1.0	0	0	0	0	0	0	0	0	0	0	0	0	0	0	3	3	2	1	6
ALTAVILLA Dan	1.0	0	0	0	0	2	0	0	0	0	0	0	0	0	0	3	3	1	0	14

Venezuela	IP	H	R	ER	BB	SO	WP	HP	BK	IBB	SH	SF	2B	3B	HR	AB	BF	FO	GO	NP
SANCHEZ Mario W,1-0	6.0	3	2	1	0	10	0	0	0	0	0	1	0	0	1	20	21	3	5	74
ALVAREZ Jose	1.0	0	0	0	0	2	0	0	0	0	0	0	0	0	0	3	3	0	1	10
FRANCO Enderson	0.1	1	0	0	1	0	0	0	0	0	0	0	0	0	0	2	3	1	0	12
BRETO Liarvis	0.1	0	0	0	0	0	0	0	0	0	1	0	0	0	0	1	0	1	0	1
VIZCAYA Anthony	0.2	1	1	1	1	2	0	0	0	0	0	0	0	0	0	3	4	0	0	23
ZARRAGA Alfredo	0.0	0	0	0	2	0	0	0	0	0	0	0	0	0	0	2	0	0	0	13
MOSQUEDA Oddanier SV,1	0.2	0	0	0	0	2	0	0	0	0	0	0	0	0	0	2	2	0	0	9

Umpires: HP-Pedro Jose TUN LEZAMA (MEX), 1B-Kengo IWASHITA (JPN), 2B-Hideto FUKU (JPN), 3B-Tim Martin MEYER (GER)  
 Scorers: Rodrigo Almaraz (MEX), Javier Porras (MEX), Gabriel ALMARAZ (MEX)  
 TC: David NAGY (AUS), Elpidio SERRANO (CRC)  
 Start: 19:01 Time: 2:52 Attendance: 7018 Weather: Cloudy - 23°C

# GAME SUMMARY - RESULTADO DEL JUEGO 8



## PANAMA – MEXICO



Nov 11, 2024 at JPN, TPE, MEX (Estadio Panamericano)

```
-----
Panama.....000 200 010 - 3 9 0
Mexico.....110 000 000 - 2 6 1
-----
```

### Panama 3

PLAYER	AB	R	H	BI	2B	3B	HR	BB	SB	CS	HP	SH	SF	SO	IBB	KL	GDP	PO	A	E
MUNOZ Edgard 2b	5	0	1	0	0	0	0	0	0	0	0	0	0	1	0	0	0	2	4	0
CAMARGO Johan 3b	0	0	0	0	0	0	0	1	0	0	0	0	0	0	0	0	0	0	0	0
WRIGHT Joshwan 3b	3	0	0	0	0	0	0	0	0	0	0	0	0	0	0	0	0	1	5	0
TEJADA Ruben ss	4	2	1	0	1	0	0	0	0	0	0	0	0	0	0	0	0	0	2	0
SANTOS Jhonny lf	4	0	2	0	2	0	0	0	0	0	0	0	0	2	0	2	0	2	0	0
CASTILLO Luis rf	4	1	2	0	0	0	0	0	0	0	0	0	0	0	0	0	0	0	0	0
QUIROZ Carlos Xavier lb	3	0	0	2	0	0	0	0	0	0	0	0	1	0	0	0	0	13	0	0
RAMOS Jose cf	4	0	1	1	0	0	0	0	0	0	0	0	1	0	0	0	0	4	0	0
RODRIGUEZ Abraham dh	4	0	0	0	0	0	0	0	0	0	0	0	1	0	0	0	0	0	0	0
GONZALES Fernando c	4	0	2	0	0	0	0	0	0	0	0	0	1	0	0	0	0	5	1	0
PEREIRA Wilfredo p	0	0	0	0	0	0	0	0	0	0	0	0	0	0	0	0	0	0	1	0
FUENTES Steven p	0	0	0	0	0	0	0	0	0	0	0	0	0	0	0	0	0	0	0	0
MENDOZA Abdiel p	0	0	0	0	0	0	0	0	0	0	0	0	0	0	0	0	0	0	0	0
GOMEZ Miguel p	0	0	0	0	0	0	0	0	0	0	0	0	0	0	0	0	0	0	0	0
BALDONADO Alberto p	0	0	0	0	0	0	0	0	0	0	0	0	0	0	0	0	0	0	0	0
Totals	35	3	9	3	3	0	0	1	0	0	0	0	1	6	0	2	0	27	13	0

### Mexico 2

PLAYER	AB	R	H	BI	2B	3B	HR	BB	SB	CS	HP	SH	SF	SO	IBB	KL	GDP	PO	A	E
GAITAN Alonso rf	4	1	2	1	0	0	1	1	0	0	0	0	0	1	0	1	0	3	0	0
ALVAREZ Andres 2b	4	0	0	0	0	0	0	0	0	0	0	0	0	0	0	0	0	0	2	0
ROJAS Jose lb	1	0	0	0	0	0	0	3	1	0	0	0	0	0	0	0	0	8	2	0
CARTER Chris dh	3	0	1	0	0	0	0	1	0	0	0	0	0	1	0	0	0	0	0	0
EVANS Phillip 3b	4	0	0	0	0	0	0	0	0	0	0	0	0	1	0	0	0	0	1	0
ORNELAS Julian lf	4	0	0	0	0	0	0	0	0	0	0	0	0	1	0	0	0	3	1	0
BARRERA Tres c	4	1	1	1	0	0	1	0	0	0	0	0	0	0	0	0	0	6	0	0
TREJO Alan ss	4	0	1	0	1	0	0	0	0	0	0	0	0	0	0	0	0	1	5	1
PEREZ Juan cf	3	0	1	0	0	0	0	0	1	0	0	0	0	0	0	0	0	2	0	0
HINOJOSA C.J. ph	1	0	0	0	0	0	0	0	0	0	0	0	0	0	0	0	0	0	0	0
STANKIEWICZ Teddy p	0	0	0	0	0	0	0	0	0	0	0	0	0	0	0	0	0	4	0	0
FIERRO Edwin p	0	0	0	0	0	0	0	0	0	0	0	0	0	0	0	0	0	0	0	0
CRUZ Jesus p	0	0	0	0	0	0	0	0	0	0	0	0	0	0	0	0	0	0	0	0
ALANIZ R.J. p	0	0	0	0	0	0	0	0	0	0	0	0	0	0	0	0	0	0	0	0
Totals	32	2	6	2	1	0	2	5	1	1	0	0	0	4	0	1	0	27	11	1

Panama	IP	H	R	ER	BB	SO	WP	HP	BK	IBB	SH	SF	2B	3B	HR	AB	BF	FO	GO	NP
PEREIRA Wilfredo	3.0	4	2	2	2	3	0	0	0	0	0	0	0	0	2	13	15	3	3	55
FUENTES Steven	3.1	2	0	0	2	0	1	0	0	0	0	0	1	0	0	11	13	2	7	62
MENDOZA Abdiel W,1-0	0.2	0	0	0	1	0	0	0	0	0	0	0	0	0	0	2	3	0	2	13
GOMEZ Miguel	1.0	0	0	0	0	0	0	0	0	0	0	0	0	0	0	3	3	1	2	12
BALDONADO Alberto SV,1	1.0	0	0	0	0	1	0	0	0	0	0	0	0	0	0	3	3	2	0	11

Mexico	IP	H	R	ER	BB	SO	WP	HP	BK	IBB	SH	SF	2B	3B	HR	AB	BF	FO	GO	NP
STANKIEWICZ Teddy	5.0	5	2	2	1	3	0	0	0	0	0	0	2	0	0	19	20	5	6	78
FIERRO Edwin	2.0	3	0	0	0	0	0	0	0	0	0	0	1	0	0	9	9	3	3	30
CRUZ Jesus L,0-1	1.0	1	1	0	0	2	0	0	0	0	0	1	0	0	0	4	5	1	0	21
ALANIZ R.J.	1.0	0	0	0	0	1	0	0	0	0	0	0	0	0	0	3	3	2	0	7

Umpires: HP-Ramiro ALFARO (COL), 1B-Kelvin BULTRON (PUR), 2B-Keith MCCONKEY (CAN), 3B-Omar Peralta (CUB)  
 Scorers: Stephanie WINKLER (GER), Carlos DEL PINO (CUB), Luis Matsuo (MEX)  
 TC: Jürgen Elsishans (GER), Pedro MEDINA (CUB)  
 Start: 20:00 Time: 3:09 Attendance: 1921 Weather: Clear - 24°C

# GAME SUMMARY - RESULTADO DEL JUEGO 9



## PANAMA – USA



Nov 12, 2024 at JPN, TPE, MEX (Coloso del Pacifico)

Panama.....100 011 000 - 3 9 1  
United States of America.430 000 20X - 9 12 0

Panama 3

PLAYER	AB	R	H	BI	2B	3B	HR	BB	SB	CS	HP	SH	SF	SO	IBB	KL	GDP	PO	A	E
MUNOZ Edgard 2b	5	0	0	0	0	0	0	0	0	0	0	0	0	1	0	0	0	1	2	0
CASTILLO Luis rf	5	0	1	0	0	0	0	0	0	0	0	0	0	3	0	0	0	2	0	0
TEJADA Ruben ss	4	1	1	1	0	0	1	0	0	0	0	0	0	1	0	0	0	0	0	0
SANTOS Jhonny lf	4	1	2	1	1	0	1	0	0	0	0	0	0	0	0	0	0	2	0	0
QUIROZ Carlos Xavier 1b	4	0	1	0	0	0	0	0	0	0	0	0	0	1	0	0	0	6	1	0
OROZCO Rodrigo dh	4	1	3	1	0	0	1	0	0	0	0	0	0	1	0	1	0	0	0	0
RAMOS Jose cf	4	0	0	0	0	0	0	0	0	0	0	0	0	4	0	1	0	2	0	1
GONZALES Fernando c	3	0	0	0	0	0	0	0	0	0	1	0	0	0	0	0	0	9	1	0
WRIGHT Joshwan 3b	3	0	1	0	0	0	0	1	0	0	0	0	0	1	0	0	0	1	1	0
CACERES Bryan p	0	0	0	0	0	0	0	0	0	0	0	0	0	0	0	0	0	0	0	0
CHU Gilberto p	0	0	0	0	0	0	0	0	0	0	0	0	0	0	0	0	0	0	0	0
MIRANDA Kevin p	0	0	0	0	0	0	0	0	0	0	0	0	0	0	0	0	0	1	0	0
GONZALEZ Severino p	0	0	0	0	0	0	0	0	0	0	0	0	0	0	0	0	0	0	0	0
GUERRERO Alberto p	0	0	0	0	0	0	0	0	0	0	0	0	0	0	0	0	0	0	0	0
Totals	36	3	9	3	1	0	3	1	0	0	1	0	0	12	0	2	0	24	5	1

United States of America 9

PLAYER	AB	R	H	BI	2B	3B	HR	BB	SB	CS	HP	SH	SF	SO	IBB	KL	GDP	PO	A	E
SIMPSON Chandler rf	5	1	4	1	1	0	0	1	0	0	0	0	0	0	0	0	0	3	0	0
SHAW Matt 3b	4	2	2	0	0	0	0	1	1	0	0	0	0	1	0	0	0	0	2	0
RITTER Luke 1b	5	1	1	0	1	0	0	0	0	0	0	0	0	2	0	0	0	8	0	0
WARD Ryan dh	5	2	2	5	0	0	1	0	0	0	0	0	0	1	0	1	0	0	0	0
THOMAS Colby lf	4	1	1	0	1	0	0	0	0	0	1	0	0	2	0	0	0	2	0	0
JOHNSON Termarr 2b	4	0	0	0	0	0	0	1	0	0	0	0	0	2	0	1	0	0	2	0
CRAWFORD Justin cf	3	0	0	1	0	0	0	1	0	0	0	0	0	0	0	0	0	2	0	0
BALDWIN Drake c	4	1	1	1	0	0	0	0	0	0	0	0	0	0	0	0	0	12	0	0
WILLIAMS Carson ss	2	1	1	0	0	0	0	2	1	0	0	0	0	1	0	1	0	0	2	0
TOUSSAINT Touki p	0	0	0	0	0	0	0	0	0	0	0	0	0	0	0	0	0	0	0	0
BENSCHOTER Sam p	0	0	0	0	0	0	0	0	0	0	0	0	0	0	0	0	0	0	0	0
THOMPSON Darrell p	0	0	0	0	0	0	0	0	0	0	0	0	0	0	0	0	0	0	0	0
VERNON Austin p	0	0	0	0	0	0	0	0	0	0	0	0	0	0	0	0	0	0	1	0
ALTAVILLA Dan p	0	0	0	0	0	0	0	0	0	0	0	0	0	0	0	0	0	0	0	0
PATTON Spencer p	0	0	0	0	0	0	0	0	0	0	0	0	0	0	0	0	0	0	0	0
MILLS Zane p	0	0	0	0	0	0	0	0	0	0	0	0	0	0	0	0	0	0	0	0
GOSE Anthony p	0	0	0	0	0	0	0	0	0	0	0	0	0	0	0	0	0	0	0	0
Totals	36	9	12	8	3	0	1	5	3	0	1	0	0	9	0	3	0	27	7	0

Panama	IP	H	R	ER	BB	SO	WP	HP	BK	IBB	SH	SF	2B	3B	HR	AB	BF	FO	GO	NP
CACERES Bryan L,0-1	0.1	2	4	4	2	0	0	1	0	0	0	0	1	0	0	3	6	0	1	22
CHU Gilberto	1.0	3	3	3	1	2	0	0	0	0	0	0	0	1	6	7	0	1	31	
MIRANDA Kevin	3.1	4	0	0	1	4	0	0	0	0	0	0	2	0	14	15	3	3	55	
GONZALEZ Severino	2.1	3	2	2	1	3	0	0	0	0	0	0	0	0	10	11	3	1	35	
GUERRERO Alberto	1.0	0	0	0	0	0	0	0	0	0	0	0	0	0	3	3	2	1	12	

United States of America	IP	H	R	ER	BB	SO	WP	HP	BK	IBB	SH	SF	2B	3B	HR	AB	BF	FO	GO	NP
TOUSSAINT Touki	2.0	2	1	1	1	5	0	1	0	0	0	0	1	0	1	8	10	0	1	39
BENSCHOTER Sam W,1-1	2.0	3	0	0	0	1	1	0	0	0	0	0	0	0	9	9	3	2	36	
THOMPSON Darrell	1.0	1	1	1	0	2	0	0	0	0	0	0	0	1	4	4	0	1	25	
VERNON Austin	1.0	1	1	1	0	2	0	0	0	0	0	0	0	1	4	4	0	1	19	
ALTAVILLA Dan	1.0	0	0	0	0	1	0	0	0	0	0	0	0	0	3	3	1	1	9	
PATTON Spencer	1.0	2	0	0	0	1	0	0	0	0	0	0	0	0	5	5	1	1	21	
MILLS Zane	0.2	0	0	0	0	0	0	0	0	0	0	0	0	0	2	2	1	1	8	
GOSE Anthony	0.1	0	0	0	0	0	0	0	0	0	0	0	0	0	1	1	1	0	5	

Umpires: HP-Kengo IWASHITA (JPN), 1B-Alan IZAGUIRRE (MEX), 2B-Pedro Jose TUN LEZAMA (MEX), 3B-Hideto FUKU (JPN)  
Scorers: Javier Porras (MEX), Rodrigo Almaraz (MEX), Gabriel ALMARAZ (MEX)  
TC: David NAGY (AUS), Elpidio SERRANO (CRC)  
Start: 19:00 Time: 3:12 Attendance: 4320 Weather: Cloudy - 23°C



## GAME SUMMARY - RESULTADO DEL JUEGO 10



# NETHERLANDS – PUERTO RICO



Nov 12, 2024 at JPN, TPE, MEX (Estadio Panamericano)

Netherlands.....254 510 3 - 20 24 1  
Puerto Rico.....110 013 2 - 8 11 2

### Netherlands 20

PLAYER	AB	R	H	BI	2B	3B	HR	BB	SB	CS	HP	SH	SF	SO	IBB	KL	GDP	PO	A	E
GREGORIUS Didi ss	6	4	4	3	0	0	1	0	0	0	0	0	0	0	0	0	0	1	2	0
SCHOOP Jonathan 2b	4	3	3	4	2	0	0	1	0	0	0	0	0	1	0	0	0	3	1	0
VAN DER MEER Stijn 3b	1	1	0	0	0	0	0	0	0	0	0	0	0	0	0	0	0	0	1	0
CLEMENTINA Hendrik c	5	4	3	5	1	0	2	1	0	0	0	0	0	1	0	0	0	5	0	0
SCHOOP Sharlon 3b	5	1	2	3	0	0	1	0	0	0	0	0	0	0	0	0	0	0	2	0
CROES Dayson 2b	1	0	1	0	0	0	0	0	0	0	0	0	0	0	0	0	0	0	0	1
PROFAR Juremi 1b	5	0	4	2	1	0	0	0	0	0	0	0	1	0	0	0	0	4	1	0
RICHARDSON Denzel dh	6	0	3	0	0	0	0	0	0	0	0	0	0	0	0	0	0	0	0	0
DIDDER Ray-Patrick cf	5	0	0	0	0	0	0	0	0	0	0	0	0	1	0	0	1	2	0	0
KEMP Dwayne lf	2	4	2	0	2	0	0	1	0	0	1	0	0	0	0	0	0	1	0	0
VAN BORKULO Jair lf	1	0	0	0	0	0	0	0	0	0	0	0	0	0	0	0	0	1	0	0
SELASSA Delano rf	4	3	2	0	1	0	0	1	0	0	0	0	0	0	0	0	0	3	0	0
DE BLOK Tom p	0	0	0	0	0	0	0	0	0	0	0	0	0	0	0	0	0	1	0	0
HUNTINGTON Ryan p	0	0	0	0	0	0	0	0	0	0	0	0	0	0	0	0	0	0	0	0
VAN GURP Franklin p	0	0	0	0	0	0	0	0	0	0	0	0	0	0	0	0	0	0	0	0
Totals	45	20	24	17	7	0	4	4	0	0	1	0	1	3	0	0	1	21	7	1

### Puerto Rico 8

PLAYER	AB	R	H	BI	2B	3B	HR	BB	SB	CS	HP	SH	SF	SO	IBB	KL	GDP	PO	A	E
PAGAN Ezequiel cf	2	1	2	1	0	0	1	0	0	0	0	0	0	0	0	0	0	4	0	0
HERNANDEZ Luis rf	2	1	0	0	0	0	0	1	0	0	0	0	0	0	0	0	0	2	0	0
VAZ Javier 2b	3	1	1	0	0	0	0	1	0	0	0	0	0	0	0	0	0	2	0	1
CEBALLOS Sabin 3b	2	0	0	0	0	0	0	0	0	0	0	0	0	1	0	0	0	1	0	0
FELIX Edrick 3b	2	0	1	1	0	0	0	0	0	0	0	0	0	1	0	0	0	1	2	0
CORTES Carlos rf	1	0	0	0	0	0	0	1	0	0	0	0	0	0	0	0	0	1	0	0
FERRER Jaime lf	2	0	0	0	0	0	0	0	0	0	0	0	0	0	0	0	0	0	0	0
ROSS Shawn 1b	3	1	1	1	0	0	0	1	0	0	0	0	0	0	0	0	0	4	0	0
VILLEGAS Edgardo lf/cf	4	0	1	0	0	0	0	0	0	0	0	0	0	0	0	0	0	2	0	0
MONTES John dh	3	2	1	1	0	0	1	0	0	0	1	0	0	1	0	0	0	0	0	0
CENTENO Juan c	1	0	1	0	0	0	0	0	0	0	0	0	0	0	0	0	0	2	0	0
TORRES Victor ph/c	3	2	2	0	1	0	0	0	0	0	0	0	0	0	0	0	0	1	0	0
DIAZ Randal ss	1	0	0	0	0	0	0	0	0	0	0	0	0	0	0	0	1	0	0	0
RIVERA Yadiel ss	3	0	1	2	1	0	0	0	0	0	0	0	0	1	0	0	0	0	2	0
MIRANDA Agnel p	0	0	0	0	0	0	0	0	0	0	0	0	0	0	0	0	0	0	0	0
CHACON Ojani p	0	0	0	0	0	0	0	0	0	0	0	0	0	0	0	0	0	0	0	0
RAMIREZ Ruben p	0	0	0	0	0	0	0	0	0	0	0	0	0	0	0	0	0	0	0	0
FIGUEROA Jose p	0	0	0	0	0	0	0	0	0	0	0	0	0	0	0	0	0	0	0	0
SANTIAGO Andres p	0	0	0	0	0	0	0	0	0	0	0	0	0	0	0	0	0	1	0	1
Totals	32	8	11	6	2	0	2	4	0	0	1	0	0	4	0	0	1	21	4	2

Netherlands	IP	H	R	ER	BB	SO	WP	HP	BK	IBB	SH	SF	2B	3B	HR	AB	BF	FO	GO	NP
DE BLOK Tom W,1-0	5.0	7	3	3	3	2	0	0	0	0	0	0	0	0	2	21	24	8	4	67
HUNTINGTON Ryan	1.0	2	3	0	0	1	0	1	0	0	0	0	1	0	0	6	7	1	1	18
VAN GURP Franklin	1.0	2	2	2	1	1	0	0	0	0	0	0	1	0	0	5	6	1	1	22

Puerto Rico	IP	H	R	ER	BB	SO	WP	HP	BK	IBB	SH	SF	2B	3B	HR	AB	BF	FO	GO	NP
MIRANDA Agnel L,0-1	1.1	4	4	4	1	1	0	0	0	0	0	0	1	0	2	8	9	3	0	38
CHACON Ojani	0.0	1	1	1	0	0	0	0	0	0	0	0	0	0	1	1	0	0	0	5
RAMIREZ Ruben	0.0	1	2	2	2	0	2	0	0	0	0	0	0	0	2	4	0	1	17	
FIGUEROA Jose	1.2	5	4	4	1	0	1	0	0	0	1	2	0	0	9	11	4	1	28	
SANTIAGO Andres	4.0	13	9	6	0	2	0	1	0	0	0	0	4	0	2	25	26	5	4	81

Umpires: HP-Gye Sung LEE (KOR), 1B-Omar Peralta (CUB), 2B-Shane Vincent CANNON (USA), 3B-Keith MCCONKEY (CAN)  
Scorers: Carlos DEL PINO (CUB), Stephanie WINKLER (GER), Luis Matsuo (MEX)  
TC: Jürgen Elshans (GER), Pedro MEDINA (CUB)  
Start: 20:00 Time: 2:46 Attendance: 622 Weather: Partly cloudy - 23°C

# GAME SUMMARY - RESULTADO DEL JUEGO 11



## PUERTO RICO – VENEZUELA



Nov 13, 2024 at JPN, TPE, MEX (Estadio Panamericano)

Puerto Rico.....110 000 000 - 2 5 0  
Venezuela.....030 100 10X - 5 8 1

### Puerto Rico 2

PLAYER	AB	R	H	BI	2B	3B	HR	BB	SB	CS	HP	SH	SF	SO	IBB	KL	GDP	PO	A	E
PAGAN Ezequiel cf	3	1	1	0	0	1	0	2	0	0	0	0	0	1	0	0	0	1	0	0
VAZ Javier 2b	3	0	0	0	0	0	0	2	0	1	0	0	0	1	0	0	0	2	1	0
CEBALLOS Sabin 3b	3	0	0	0	0	0	0	1	0	0	1	0	0	3	0	0	0	3	4	0
CORTES Carlos rf	5	0	2	1	0	0	0	0	0	0	0	0	0	0	0	0	0	0	0	0
MONTES John dh	3	0	0	0	0	0	0	0	0	0	0	1	0	2	0	0	0	0	0	0
ROSS Shawn lb	4	0	0	0	0	0	0	0	0	0	0	0	0	0	3	0	2	0	8	1
VILLEGAS Edgardo lf	3	1	1	0	0	0	0	1	0	0	0	0	0	2	0	1	0	5	0	0
CENTENO Juan c	2	0	0	0	0	0	0	1	0	0	0	0	0	0	0	0	0	2	0	0
TORRES Victor ph/c	1	0	0	0	0	0	0	0	0	0	0	0	0	1	0	0	0	2	0	0
RIVERA Yadiel ss	4	0	1	0	0	0	0	0	0	0	0	0	0	0	0	0	0	1	2	0
CRUZ Luis p	0	0	0	0	0	0	0	0	0	0	0	0	0	0	0	0	0	0	2	0
BERRIOS Osvaldo p	0	0	0	0	0	0	0	0	0	0	0	0	0	0	0	0	0	0	0	0
RODRIGUEZ Dereck p	0	0	0	0	0	0	0	0	0	0	0	0	0	0	0	0	0	0	0	0
BURGOS Raymond p	0	0	0	0	0	0	0	0	0	0	0	0	0	0	0	0	0	0	0	0
BENITEZ Jorge p	0	0	0	0	0	0	0	0	0	0	0	0	0	0	0	0	0	0	0	0
Totals	31	2	5	1	0	1	0	7	0	1	1	1	0	13	0	3	0	24	10	0

### Venezuela 5

PLAYER	AB	R	H	BI	2B	3B	HR	BB	SB	CS	HP	SH	SF	SO	IBB	KL	GDP	PO	A	E
CASTILLO Diego ss	4	0	2	0	0	0	0	0	0	1	0	0	0	0	0	0	0	2	2	1
AMARISTA Alexi 2b/cf	4	0	0	0	0	0	0	0	0	0	0	0	0	0	0	0	0	2	0	0
PEREZ Carlos lb	4	0	0	0	0	0	0	0	0	0	0	0	0	0	0	0	0	2	1	0
FLORES Ramon rf	1	1	0	0	0	0	0	1	0	0	0	0	0	0	0	0	0	0	0	0
ADRIANZA Ehire 2b	2	0	1	0	0	0	0	0	0	0	0	0	0	1	0	0	0	1	0	0
PALACIOS Jermaine 3b	3	1	0	0	0	0	0	1	0	0	0	0	0	2	0	0	0	0	1	0
PEREZ Carlos c	4	2	2	2	0	1	0	0	0	0	0	0	0	0	0	0	0	14	2	0
RODRIGUEZ Herlis cf/rf	1	0	0	0	0	0	0	1	0	0	0	1	0	0	0	0	0	4	0	0
REYES Angel lf	3	0	1	0	0	0	0	0	0	0	0	0	0	1	0	0	0	1	0	0
PEREZ Hernan dh	3	1	2	2	0	0	1	0	0	0	0	0	0	0	0	0	0	0	0	0
CASTILLO Max p	0	0	0	0	0	0	0	0	0	0	0	0	0	0	0	0	0	0	0	0
BRETO Liarvis p	0	0	0	0	0	0	0	0	0	0	0	0	0	0	0	0	0	0	0	0
ALVAREZ Jose p	0	0	0	0	0	0	0	0	0	0	0	0	0	0	0	0	0	0	0	0
RODRIGUEZ Nivaldo p	0	0	0	0	0	0	0	0	0	0	0	0	0	0	0	0	0	1	0	0
MOSQUEDA Oddanier p	0	0	0	0	0	0	0	0	0	0	0	0	0	0	0	0	0	0	0	0
FRANCO Enderson p	0	0	0	0	0	0	0	0	0	0	0	0	0	0	0	0	0	0	0	0
Totals	29	5	8	4	0	0	2	3	0	1	0	1	0	4	0	0	0	27	6	1

Puerto Rico	IP	H	R	ER	BB	SO	WP	HP	BK	IBB	SH	SF	2B	3B	HR	AB	BF	FO	GO	NP
CRUZ Luis L,0-1	2.0	3	3	3	2	0	2	0	0	0	1	0	0	0	0	7	10	2	3	42
BERRIOS Osvaldo	2.0	2	1	1	0	1	0	0	0	0	0	0	0	0	1	8	8	3	2	27
RODRIGUEZ Dereck	1.2	1	0	0	0	0	0	0	0	0	0	0	0	0	0	6	6	3	2	16
BURGOS Raymond	1.1	2	1	1	1	1	0	0	0	0	0	0	0	0	1	5	6	2	0	27
BENITEZ Jorge	1.0	0	0	0	0	2	0	0	0	0	0	0	0	0	0	3	3	0	1	12

Venezuela	IP	H	R	ER	BB	SO	WP	HP	BK	IBB	SH	SF	2B	3B	HR	AB	BF	FO	GO	NP
CASTILLO Max	1.1	1	2	1	3	2	0	1	0	0	0	0	0	0	0	4	8	0	1	34
BRETO Liarvis W,1-0	1.2	1	0	0	1	3	0	0	0	0	1	0	0	0	0	6	8	1	2	29
ALVAREZ Jose	1.1	2	0	0	1	1	0	0	0	0	0	0	0	1	0	6	7	3	0	34
RODRIGUEZ Nivaldo	1.2	1	0	0	1	1	0	0	0	0	0	0	0	0	0	6	7	2	2	31
MOSQUEDA Oddanier	2.2	0	0	0	0	6	0	0	0	0	0	0	0	0	0	8	8	1	1	34
FRANCO Enderson	0.1	0	0	0	1	0	0	0	0	0	0	0	0	0	0	1	2	0	1	10

Umpires: HP-Ramiro ALFARO (COL), 1B-Keith MCCONKEY (CAN), 2B-Shane Vincent CANNON (USA), 3B-Gye Sung LEE (KOR)  
Scorers: Stephanie WINKLER (GER), Luis Matsuo (MEX), Carlos DEL PINO (CUB)  
TC: Pedro MEDINA (CUB), Jürgen Elsishans (GER)  
Start: 13:02 Time: 2:53 Attendance: 533 Weather: Sunny - 26°C

# GAME SUMMARY - RESULTADO DEL JUEGO 12



## MEXICO – NETHERLANDS



Nov 13, 2024 at JPN, TPE, MEX (Estadio Panamericano)

Mexico.....400 000 040 - 8 7 0  
Netherlands.....000 032 100 - 6 16 1

Mexico 8

PLAYER	AB	R	H	BI	2B	3B	HR	BB	SB	CS	HP	SH	SF	SO	IBB	KL	GDP	PO	A	E
GAITAN Alonso rf	4	1	2	0	2	0	0	1	0	0	0	0	0	1	0	1	1	0	1	0
ALVAREZ Andres 2b	5	1	1	0	0	0	0	0	0	0	0	0	0	1	0	0	0	3	9	0
ROJAS Jose lb	3	0	1	1	0	0	0	1	0	0	0	0	1	0	0	0	0	16	0	0
CARTER Chris dh	4	1	0	0	0	0	0	1	0	0	0	0	0	2	0	2	0	0	0	0
EVANS Phillip 3b	4	1	0	0	0	0	0	1	0	0	0	0	0	1	0	1	0	0	6	0
ORNELAS Julian lf	3	2	1	0	0	0	0	1	0	0	0	0	0	1	0	1	0	0	0	0
TREJO Alan ss	3	0	1	3	1	0	0	0	0	0	1	0	0	2	0	0	0	1	1	0
WILSON Alexis c	3	0	0	0	0	0	0	0	0	0	0	0	0	1	0	1	0	4	0	0
BARRERA Tres ph/c	0	1	0	0	0	0	0	1	0	0	0	0	0	0	0	0	0	2	0	0
PEREZ Juan cf	3	1	1	4	0	0	1	1	0	0	0	0	0	0	0	0	0	1	0	0
PEREZ Jorge p	0	0	0	0	0	0	0	0	0	0	0	0	0	0	0	0	0	0	1	0
REYES Gerardo p	0	0	0	0	0	0	0	0	0	0	0	0	0	0	0	0	0	0	0	0
GOMEZ Cesar p	0	0	0	0	0	0	0	0	0	0	0	0	0	0	0	0	0	0	0	0
GONZALEZ Victor p	0	0	0	0	0	0	0	0	0	0	0	0	0	0	0	0	0	0	0	0
SALAS Fernando p	0	0	0	0	0	0	0	0	0	0	0	0	0	0	0	0	0	0	0	0
CRUZ Jesus p	0	0	0	0	0	0	0	0	0	0	0	0	0	0	0	0	0	0	1	0
ALANIZ R.J. p	0	0	0	0	0	0	0	0	0	0	0	0	0	0	0	0	0	0	0	0
Totals	32	8	7	8	3	0	1	7	0	0	1	0	1	9	0	6	1	27	19	0

Netherlands 6

PLAYER	AB	R	H	BI	2B	3B	HR	BB	SB	CS	HP	SH	SF	SO	IBB	KL	GDP	PO	A	E
GREGORIUS Didi ss	5	1	4	0	1	0	0	0	0	0	0	0	0	0	0	0	0	0	3	1
SCHOOP Jonathan 2b	4	0	1	1	0	1	0	1	0	0	0	0	0	0	0	0	1	1	3	0
CLEMENTINA Hendrik c	5	0	1	0	0	0	0	0	0	0	0	0	0	2	0	0	0	9	0	0
SCHOOP Sharlon 3b	4	0	1	0	0	0	0	1	0	0	0	0	0	0	0	0	0	0	1	0
PROFAR Juremi lb	5	0	1	0	0	0	0	0	0	0	0	0	0	0	0	0	2	7	0	0
RICHARDSON Denzel dh	4	2	2	1	1	0	1	0	0	0	0	0	0	0	0	0	0	0	0	0
DIDDER Ray-Patrick cf	4	2	4	2	1	0	1	0	0	0	0	0	0	0	0	0	0	3	0	0
KEMP Dwayne lf	4	1	1	2	0	0	1	0	0	0	0	0	0	1	0	0	0	2	0	0
SELASSA Delano rf	4	0	1	0	0	0	0	0	0	0	0	0	1	0	0	0	4	0	0	0
HUIJER Lars p	0	0	0	0	0	0	0	0	0	0	0	0	0	0	0	0	0	0	0	0
KELLY Kevin p	0	0	0	0	0	0	0	0	0	0	0	0	0	0	0	0	0	1	0	0
MENDEZ Eric p	0	0	0	0	0	0	0	0	0	0	0	0	0	0	0	0	0	0	0	0
Totals	39	6	16	6	3	1	3	2	0	0	0	0	0	4	0	0	3	27	7	1

Mexico

	IP	H	R	ER	BB	SO	WP	HP	BK	IBB	SH	SF	2B	3B	HR	AB	BF	FO	GO	NP
PEREZ Jorge	4.1	7	3	3	1	2	0	0	0	0	0	0	1	1	1	19	20	1	9	73
REYES Gerardo	0.2	0	0	0	0	0	0	0	0	0	0	0	0	0	0	2	2	2	0	10
GOMEZ Cesar	0.2	4	2	2	0	0	0	0	0	0	0	0	1	0	1	5	5	0	1	21
GONZALEZ Victor	0.0	1	0	0	1	0	1	0	0	0	0	0	0	0	1	2	0	0	7	
SALAS Fernando	1.0	3	1	1	0	1	0	0	0	0	0	0	1	0	1	5	5	0	1	19
CRUZ Jesus W,1-1	1.1	1	0	0	0	0	0	0	0	0	0	0	0	0	4	4	0	3	18	
ALANIZ R.J. SV,2	1.0	0	0	0	0	1	0	0	0	0	0	0	0	0	3	3	1	1	18	

Netherlands

	IP	H	R	ER	BB	SO	WP	HP	BK	IBB	SH	SF	2B	3B	HR	AB	BF	FO	GO	NP
HUIJER Lars	1.0	2	4	4	4	2	0	0	0	0	0	1	1	0	0	4	9	1	0	41
KELLY Kevin	6.1	3	2	2	2	4	0	1	0	0	0	0	2	0	0	21	24	9	5	83
MENDEZ Eric L,0-1	1.2	2	2	2	1	3	0	0	0	0	0	0	0	0	1	7	8	1	1	37

Umpires: HP-Omar Peralta (CUB), 1B-Gye Sung LEE (KOR), 2B-Kelvin BULTRON (PUR), 3B-Shane Vincent CANNON (USA)  
Scorers: Carlos DEL PINO (CUB), Luis Matsuo (MEX), Stephanie WINKLER (GER)  
TC: Pedro MEDINA (CUB), Jürgen Elsishans (GER)  
Start: 20:01 Time: 3:20 Attendance: 2257 Weather: Clear - 26°C

## GAME SUMMARY - RESULTADO DEL JUEGO 13



# NETHERLANDS – VENEZUELA



Nov 14, 2024 at JPN, TPE, MEX (Estadio Panamericano)

Netherlands.....000 000 0 - 0 3 0  
Venezuela.....404 111 X - 11 14 0

### Netherlands 0

PLAYER	AB	R	H	BI	2B	3B	HR	BB	SB	CS	HP	SH	SF	SO	IBB	KL	GDP	PO	A	E
GREGORIUS Didi ss	2	0	1	0	0	0	0	0	0	0	0	0	0	0	0	0	0	0	1	0
HELDER Eugene ph/lb	1	0	0	0	0	0	0	0	0	0	0	0	0	0	0	0	0	0	0	0
SCHOOP Jonathan 2b	3	0	0	0	0	0	0	0	0	0	0	0	0	0	0	1	0	0	0	0
CLEMENTINA Hendrik c	3	0	0	0	0	0	0	0	0	0	0	0	2	0	0	0	0	1	1	0
SCHOOP Sharlon 3b/ss	3	0	1	0	0	0	0	0	0	0	0	0	0	0	0	0	0	3	1	0
CROES Dayson dh	1	0	0	0	0	0	0	0	0	0	0	0	0	0	0	0	0	0	0	0
RICHARDSON Denzel ph/dh	2	0	0	0	0	0	0	0	0	0	0	0	0	0	0	0	0	0	0	0
PROFAR Juremi 1b/3b	2	0	0	0	0	0	0	0	0	0	0	0	0	0	0	0	0	5	0	0
DIDDER Ray-Patrick cf	2	0	0	0	0	0	0	0	0	0	0	0	1	0	0	0	0	2	0	0
KEMP Dwayne lf	2	0	0	0	0	0	0	0	0	0	0	0	0	0	0	0	0	6	0	0
SELASSA Delano rf	2	0	1	0	0	0	0	0	0	0	0	0	0	0	0	0	0	1	0	0
MARTIS Shairon p	0	0	0	0	0	0	0	0	0	0	0	0	0	0	0	0	0	0	0	0
SULBARAN Juancarlos p	0	0	0	0	0	0	0	0	0	0	0	0	0	0	0	0	0	0	0	0
PRINS Scott p	0	0	0	0	0	0	0	0	0	0	0	0	0	0	0	0	0	0	0	0
Totals	23	0	3	0	0	0	0	0	0	0	0	0	3	0	0	1	0	18	3	0

### Venezuela 11

PLAYER	AB	R	H	BI	2B	3B	HR	BB	SB	CS	HP	SH	SF	SO	IBB	KL	GDP	PO	A	E
AMARISTA Alexi cf	4	1	1	0	1	0	0	0	0	0	0	0	0	0	0	0	0	0	0	0
PEREZ Hernan dh	4	3	4	1	2	0	1	0	0	1	0	0	0	0	0	0	0	0	0	0
RODRIGUEZ Herlis rf	4	1	1	0	0	1	0	0	0	0	0	0	0	0	0	0	0	3	0	0
PEREZ Carlos 1b	3	1	1	0	1	0	0	0	0	0	1	0	0	0	0	0	0	10	1	0
PALACIOS Jermaine 3b	1	2	1	1	0	0	0	3	0	0	0	0	0	0	0	0	0	2	2	0
CASTILLO Diego ss	2	0	0	1	0	0	0	0	0	0	0	0	1	0	0	0	1	0	2	0
MACHADO Dixon ss	1	0	1	1	0	0	0	0	0	0	0	0	0	0	0	0	0	0	1	0
ADRIANZA Ehire 2b	3	2	3	5	1	0	2	1	0	0	0	0	0	0	0	0	0	2	1	0
REYES Angel lf	4	1	1	0	1	0	0	0	0	0	0	0	0	0	0	0	0	0	0	0
ARCIA Francisco c	3	0	1	1	0	0	0	0	0	0	0	0	1	0	1	0	0	3	0	0
PINTO Ricardo p	0	0	0	0	0	0	0	0	0	0	0	0	0	0	0	0	0	0	0	0
GARCIA Pedro p	0	0	0	0	0	0	0	0	0	0	0	0	0	0	0	0	0	0	0	0
RODRIGUEZ Ricardo p	0	0	0	0	0	0	0	0	0	0	0	0	0	0	0	0	0	1	0	0
MENDEZ Yohander p	0	0	0	0	0	0	0	0	0	0	0	0	0	0	0	0	0	0	0	0
Totals	29	11	14	11	6	0	4	4	0	1	1	0	1	1	0	1	1	21	7	0

Netherlands	IP	H	R	ER	BB	SO	WP	HP	BK	IBB	SH	SF	2B	3B	HR	AB	BF	FO	GO	NP
MARTIS Shairon L,0-1	2.2	8	8	8	2	1	0	1	0	0	0	1	5	0	2	13	17	4	1	67
SULBARAN Juancarlos	2.1	4	2	2	0	0	0	0	0	0	0	0	0	0	2	11	11	4	3	37
PRINS Scott	1.0	2	1	1	2	0	1	0	0	0	0	0	1	0	0	5	7	3	0	25

Venezuela	IP	H	R	ER	BB	SO	WP	HP	BK	IBB	SH	SF	2B	3B	HR	AB	BF	FO	GO	NP
PINTO Ricardo W,2-0	5.0	3	0	0	0	2	0	0	0	0	0	0	0	0	0	17	17	6	6	65
GARCIA Pedro	1.0	0	0	0	0	0	0	0	0	0	0	0	0	0	0	3	3	2	1	7
RODRIGUEZ Ricardo	0.2	0	0	0	0	1	0	0	0	0	0	0	0	0	2	2	0	1	7	
MENDEZ Yohander	0.1	0	0	0	0	0	0	0	0	0	0	0	0	0	1	1	1	0	2	

Umpires: HP-Shane Vincent CANNON (USA), 1B-Ramiro ALFARO (COL), 2B-Omar Peralta (CUB), 3B-Kelvin BULTRON (PUR)  
Scorers: Luis Matsuo (MEX), Stephanie WINKLER (GER), Carlos DEL PINO (CUB)  
TC: Jürgen Elsishans (GER), Pedro MEDINA (CUB)  
Start: 13:01 Time: 1:59 Attendance: 239 Weather: Sunny - 24°C

## GAME SUMMARY - RESULTADO DEL JUEGO 14



# PUERTO RICO – PANAMA



Nov 14, 2024 at JPN, TPE, MEX (Coloso del Pacifico)

```
-----
Puerto Rico.....001 002 000 - 3 6 0
Panama.....100 010 02X - 4 6 0
-----
```

### Puerto Rico 3

PLAYER	AB	R	H	BI	2B	3B	HR	BB	SB	CS	HP	SH	SF	SO	IBB	KL	GDP	PO	A	E
PAGAN Ezequiel cf	4	1	1	1	0	0	1	0	0	0	0	0	0	3	0	1	0	4	0	0
VAZ Javier 2b	2	1	1	0	0	0	0	2	0	0	0	0	0	0	0	0	0	0	1	0
CORTES Carlos rf	4	0	0	0	0	0	0	0	0	0	0	0	0	0	0	0	0	5	0	0
CEBALLOS Sabin 3b	4	1	3	2	0	0	1	0	0	0	0	0	0	0	0	0	0	1	2	0
VILLEGAS Edgardo lf	3	0	0	0	0	0	0	0	0	0	0	0	0	1	0	0	1	1	0	0
FERRER Jaime ph	1	0	0	0	0	0	0	0	0	0	0	0	0	0	0	0	0	0	0	0
ROSS Shawn lb	4	0	0	0	0	0	0	0	0	0	0	0	0	1	0	1	0	6	1	0
RIVERA Yadiel ss	3	0	1	0	0	0	0	0	0	1	0	0	0	1	0	0	0	1	3	0
FELIX Edrick dh	3	0	0	0	0	0	0	0	0	0	0	0	0	2	0	0	0	0	0	0
TORRES Victor c	3	0	0	0	0	0	0	0	0	0	0	0	0	1	0	0	0	5	0	0
BERMUDEZ Jonathan p	0	0	0	0	0	0	0	0	0	0	0	0	0	0	0	0	0	1	0	0
BENITEZ Jorge p	0	0	0	0	0	0	0	0	0	0	0	0	0	0	0	0	0	0	0	0
RAMIREZ Ruben p	0	0	0	0	0	0	0	0	0	0	0	0	0	0	0	0	0	0	0	0
Totals	31	3	6	3	0	0	2	2	0	1	0	0	0	9	0	2	1	24	7	0

### Panama 4

PLAYER	AB	R	H	BI	2B	3B	HR	BB	SB	CS	HP	SH	SF	SO	IBB	KL	GDP	PO	A	E
MUNOZ Edgard 2b	4	1	2	1	0	0	1	0	0	0	0	0	0	0	0	0	0	1	3	0
TEJADA Ruben ss	3	0	0	0	0	0	0	1	0	0	0	0	0	0	0	0	0	3	3	0
SANTOS Jhonny lf	4	1	0	0	0	0	0	0	0	0	0	0	0	1	0	1	0	2	0	0
CASTILLO Luis rf	4	1	1	2	0	0	1	0	0	0	0	0	0	1	0	0	0	3	0	0
QUIROZ Carlos Xavier lb	4	0	1	0	0	0	0	0	0	0	0	0	0	0	0	0	0	6	1	0
OROZCO Rodrigo dh	3	0	0	0	0	0	0	0	0	0	0	0	0	1	0	0	0	0	0	0
GONZALES Fernando c	3	0	0	0	0	0	0	0	0	0	0	0	0	1	0	0	0	10	1	0
RAMOS Jose cf	2	1	0	0	0	0	0	1	1	0	0	0	0	1	0	0	0	1	0	0
WRIGHT Joshwan 3b	3	0	2	1	1	0	0	0	0	0	0	0	0	0	0	0	0	1	0	0
BARRIA Jaime p	0	0	0	0	0	0	0	0	0	0	0	0	0	0	0	0	0	0	0	0
HERNANDEZ Kenny p	0	0	0	0	0	0	0	0	0	0	0	0	0	0	0	0	0	0	0	0
BALDONADO Alberto p	0	0	0	0	0	0	0	0	0	0	0	0	0	0	0	0	0	0	0	0
Totals	30	4	6	4	1	0	2	2	1	0	0	0	0	5	0	1	0	27	8	0

### Puerto Rico

	IP	H	R	ER	BB	SO	WP	HP	BK	IBB	SH	SF	2B	3B	HR	AB	BF	FO	GO	NP
BERMUDEZ Jonathan	4.1	3	2	2	2	3	0	0	0	0	0	0	1	0	1	16	18	7	3	64
BENITEZ Jorge	1.2	1	0	0	0	1	0	0	0	0	0	0	0	0	0	6	6	1	3	18
RAMIREZ Ruben L,0-1	2.0	2	2	2	0	1	0	0	0	0	0	0	0	0	1	8	8	3	2	23

### Panama

	IP	H	R	ER	BB	SO	WP	HP	BK	IBB	SH	SF	2B	3B	HR	AB	BF	FO	GO	NP
BARRIA Jaime	5.0	4	1	1	1	3	0	0	0	0	0	0	0	0	1	17	18	5	5	73
HERNANDEZ Kenny	2.0	2	2	2	0	3	0	0	0	0	0	0	0	0	1	8	8	2	1	38
BALDONADO Alberto W,1-1	2.0	0	0	0	1	3	0	0	0	0	0	0	0	0	0	6	7	1	2	33

Umpires: HP-Hideto FUKU (JPN), 1B-Tim Martin MEYER (GER), 2B-Alan IZAGUIRRE (MEX), 3B-Pedro Jose TUN LEZAMA (MEX)  
 Scorers: Gabriel ALMARAZ (MEX), Javier Porras (MEX), Rodrigo Almaraz (MEX)  
 TC: Elpidio SERRANO (CRC), David NAGY (AUS)  
 Start: 19:00 Time: 2:52 Attendance: 7240 Weather: Partly cloudy - 27°C

# GAME SUMMARY - RESULTADO DEL JUEGO 15



## USA – MEXICO



WBCS Premier12 2024 presented by RAXUS  
United States of America 12, Mexico 2 - Composite Box Score  
Nov 14, 2024 at JPN, TPE, MEX (Estadio Panamericano)

United States of America 022 251 0 - 12 16 2  
Mexico.....100 000 1 - 2 5 1

### United States of America 12

PLAYER	AB	R	H	BI	2B	3B	HR	BB	SB	CS	HP	SH	SF	SO	IBB	KL	GDP	PO	A	E
SIMPSON Chandler rf	4	2	3	2	0	0	0	1	3	0	0	0	0	0	0	0	0	0	0	0
SHAW Matt 3b	4	0	1	3	0	1	0	1	0	0	0	0	0	1	0	0	0	0	0	0
RITTER Luke lb	4	0	0	0	0	0	0	1	0	0	0	0	0	2	0	0	0	5	0	0
WARD Ryan dh	4	2	2	3	0	0	2	0	0	0	0	0	0	1	0	0	0	0	0	0
ELKO Tim ph/dh	1	0	0	0	0	0	0	0	0	0	0	0	0	0	0	0	0	0	0	0
WILLIAMS Carson ss	4	1	2	0	1	0	0	0	0	0	0	0	0	0	0	0	0	0	3	0
THOMAS Colby lf	4	1	1	0	0	0	0	0	0	0	0	0	0	1	0	1	0	1	0	0
JOHNSON Termarr 2b	4	3	3	2	0	0	1	0	0	0	0	0	0	0	0	0	0	2	2	1
OKEY Chris c	4	1	1	1	0	0	0	0	0	0	0	0	0	2	0	1	0	11	0	0
CRAWFORD Justin cf	4	2	3	1	0	0	1	0	1	0	0	0	0	0	0	0	0	2	0	0
HILL Rich p	0	0	0	0	0	0	0	0	0	0	0	0	0	0	0	0	0	0	1	1
MENENDEZ Antonio p	0	0	0	0	0	0	0	0	0	0	0	0	0	0	0	0	0	0	0	0
GOSE Anthony p	0	0	0	0	0	0	0	0	0	0	0	0	0	0	0	0	0	0	0	0
ALTAVILLA Dan p	0	0	0	0	0	0	0	0	0	0	0	0	0	0	0	0	0	0	0	0
Totals	37	12	16	12	1	1	4	3	4	0	0	0	0	7	0	2	0	21	6	2

### Mexico 2

PLAYER	AB	R	H	BI	2B	3B	HR	BB	SB	CS	HP	SH	SF	SO	IBB	KL	GDP	PO	A	E
GAITAN Alonso rf	3	0	0	0	0	0	0	0	0	0	0	0	0	3	0	1	0	3	0	0
ALVAREZ Andres 2b	3	1	0	0	0	0	0	0	0	0	0	0	0	1	0	0	0	2	3	0
ROJAS Jose lb	3	0	1	0	0	0	0	0	0	0	0	0	0	0	0	0	0	5	0	0
CARTER Chris dh	3	0	1	0	1	0	0	0	0	0	0	0	0	2	0	0	0	0	0	0
EVANS Phillip 3b	2	0	0	0	0	0	0	0	0	0	0	0	0	1	0	0	0	1	1	0
HINOJOSA C.J. ph/3b	1	0	0	0	0	0	0	0	0	0	0	0	0	0	0	0	0	0	0	0
SANCHEZ Asael lf	2	0	1	0	0	0	0	1	0	0	0	0	0	0	0	0	0	1	0	0
BARRERA Tres c	2	0	0	0	0	0	0	0	0	0	0	0	0	2	0	1	0	5	1	0
MOORE Logan c	1	0	0	0	0	0	0	0	0	0	0	0	0	1	0	1	0	1	0	0
TREJO Alan ss	3	1	2	1	1	0	1	0	0	0	0	0	0	0	0	0	1	0	2	0
PEREZ Juan cf	3	0	0	0	0	0	0	0	0	0	0	0	0	1	0	0	0	3	0	0
MIRANDA Luis p	0	0	0	0	0	0	0	0	0	0	0	0	0	0	0	0	0	0	0	0
BANUELOS Manny p	0	0	0	0	0	0	0	0	0	0	0	0	0	0	0	0	0	0	0	1
STANKIEWICZ Teddy p	0	0	0	0	0	0	0	0	0	0	0	0	0	0	0	0	0	0	0	0
RODRIGUEZ Luis p	0	0	0	0	0	0	0	0	0	0	0	0	0	0	0	0	0	0	0	0
REYES Gerardo p	0	0	0	0	0	0	0	0	0	0	0	0	0	0	0	0	0	0	0	0
THOMPSON Jake p	0	0	0	0	0	0	0	0	0	0	0	0	0	0	0	0	0	0	0	0
IBARRA Jeff p	0	0	0	0	0	0	0	0	0	0	0	0	0	0	0	0	0	0	0	0
PIERRO Edwin p	0	0	0	0	0	0	0	0	0	0	0	0	0	0	0	0	0	0	0	0
Totals	26	2	5	1	2	0	1	1	0	0	0	0	0	11	0	3	1	21	7	1

United States of America	IP	H	R	ER	BB	SO	WP	HP	BK	IBB	SH	SF	2B	3B	HR	AB	BF	FO	GO	NP
HILL Rich	3.1	2	1	0	0	6	0	0	1	0	0	0	0	0	0	12	12	1	2	51
MENENDEZ Antonio W,2-0	1.2	1	0	0	1	3	0	0	0	0	0	0	1	0	0	6	7	2	0	27
GOSE Anthony	1.0	1	0	0	0	0	0	0	0	0	0	0	1	0	0	4	4	1	2	12
ALTAVILLA Dan	1.0	1	1	1	0	2	0	0	0	0	0	0	0	1	4	4	0	1	19	

Mexico	IP	H	R	ER	BB	SO	WP	HP	BK	IBB	SH	SF	2B	3B	HR	AB	BF	FO	GO	NP
MIRANDA Luis L,0-1	2.1	4	4	4	1	2	0	0	0	0	0	0	0	2	11	12	2	3	50	
BANUELOS Manny	1.0	4	2	2	0	1	0	0	0	0	0	0	0	0	0	7	7	1	1	32
STANKIEWICZ Teddy	1.0	2	2	2	0	2	0	0	0	0	0	0	0	1	5	5	1	0	15	
RODRIGUEZ Luis	0.1	2	3	3	1	0	0	0	0	0	0	0	0	0	3	4	1	0	14	
REYES Gerardo	0.1	1	0	0	0	0	0	0	0	0	0	0	1	0	2	2	1	0	9	
THOMPSON Jake	1.0	2	1	1	0	1	0	0	0	0	0	0	1	0	1	5	5	1	1	15
IBARRA Jeff	0.1	1	0	0	1	0	0	0	0	0	0	0	0	0	2	3	1	0	7	
PIERRO Edwin	0.2	0	0	0	0	1	0	0	0	0	0	0	0	0	2	2	0	1	7	

Umpires: HP-Keith MCCONKEY (CAN), 1B-Gye Sung LEE (KOR), 2B-Kelvin BULTRON (PUR), 3B-Ramiro ALFARO (COL)  
Scorers: Carlos DEL PINO (CUB), Luis Matsuo (MEX), Stephanie WINKLER (GER)  
TC: Jürgen Elsishans (GER), Pedro MEDINA (CUB)  
Start: 20:02 Time: 2:45 Attendance: 9721 Weather: Clear - 23°C





## GAME SUMMARY - RESULTADO DEL JUEGO 17



# DOMINICAN REPUBLIC – CUBA



Nov 13, 2024 at JPN, TPE, MEX (Taipei Tianmu Baseball Stadium)

-----  
Dominican Republic.....000 000 213 - 6 8 0  
Cuba.....000 001 000 - 1 6 2  
-----

### Dominican Republic 6

PLAYER	AB	R	H	BI	2B	3B	HR	BB	SB	CS	HP	SH	SF	SO	IBB	KL	GDP	PO	A	E
DEVERS Jose ss	5	0	0	0	0	0	0	0	0	0	0	0	0	1	0	0	0	1	1	0
GUTIERREZ Kelvin 3b	4	1	2	2	0	1	0	1	0	0	0	0	0	1	0	0	0	4	1	0
CORDERO Andretty dh	5	0	1	0	1	0	0	0	0	0	0	0	0	1	0	0	0	0	0	0
NUNEZ Rainer 1b	4	0	1	1	0	0	0	0	0	0	0	0	0	2	0	0	0	5	0	0
GONZALEZ Pedro rf/cf	3	1	0	0	0	0	0	1	0	0	0	0	0	1	0	1	0	2	0	0
CESPEDES Ricardo cf/lf	3	2	2	0	0	0	0	1	0	1	0	0	0	1	0	0	0	3	0	0
ADOLFO Micker lf	2	0	0	0	0	0	0	0	0	0	0	0	0	1	0	0	0	1	0	0
ALCANTARA Arismendy ph/rf	1	1	1	1	0	0	0	1	0	0	0	0	0	0	0	0	0	2	0	0
DE LEON Michael 2b	3	0	1	0	0	0	0	0	0	0	0	1	0	0	0	0	0	1	2	0
RODRIGUEZ Frank c	4	1	0	1	0	0	0	0	0	0	0	0	0	0	0	0	0	8	0	0
PERALTA Wily p	0	0	0	0	0	0	0	0	0	0	0	0	0	0	0	0	0	0	1	0
OGANDO Gerald p	0	0	0	0	0	0	0	0	0	0	0	0	0	0	0	0	0	0	0	0
RODRIGUEZ Joely p	0	0	0	0	0	0	0	0	0	0	0	0	0	0	0	0	0	0	0	0
CORNIEL Robert p	0	0	0	0	0	0	0	0	0	0	0	0	0	0	0	0	0	0	0	0
CASTILLO Diego p	0	0	0	0	0	0	0	0	0	0	0	0	0	0	0	0	0	0	0	0
Totals	34	6	8	5	1	1	0	4	0	1	0	1	0	8	0	1	0	27	5	0

### Cuba 1

PLAYER	AB	R	H	BI	2B	3B	HR	BB	SB	CS	HP	SH	SF	SO	IBB	KL	GDP	PO	A	E
SANTOS Roel lf	4	0	1	0	0	0	0	1	0	0	0	0	0	0	0	0	0	2	0	0
MONCADA Yoan 3b	5	0	1	0	0	0	0	0	0	0	0	0	0	2	0	0	0	1	4	0
ARRUEBARRUENA Erisbe ss	4	0	0	0	0	0	0	0	0	0	0	0	0	2	0	1	0	1	3	0
DESPAIGNE Alfredo dh	4	1	2	0	0	0	0	0	0	0	0	0	0	1	0	0	1	0	0	0
MARTINEZ Ariel 1b	3	0	0	0	0	0	0	0	0	0	1	0	0	0	0	0	0	8	0	0
DRAKE Yadir rf	3	0	1	0	0	0	0	1	0	0	0	0	0	1	0	0	0	2	0	0
GUIBERT Yoelkis cf	3	0	0	0	0	0	0	1	0	0	0	0	0	1	0	0	0	2	0	1
PEREZ Andrys c	1	0	1	0	0	0	0	2	0	0	0	0	0	1	0	0	0	5	2	0
VINALES Rafael ph/c	1	0	0	0	0	0	0	0	0	0	0	0	0	0	0	0	0	2	0	0
MUJICA Yadir 2b	3	0	0	0	0	0	0	0	0	0	1	0	1	0	1	0	1	4	3	1
YERA Yoennis p	0	0	0	0	0	0	0	0	0	0	0	0	0	0	0	0	0	0	0	0
REYES Leodan p	0	0	0	0	0	0	0	0	0	0	0	0	0	0	0	0	0	0	0	0
GUTIERREZ Geonel p	0	0	0	0	0	0	0	0	0	0	0	0	0	0	0	0	0	0	0	0
ALVAREZ Frank p	0	0	0	0	0	0	0	0	0	0	0	0	0	0	0	0	0	0	0	0
MAURIS Yankiel p	0	0	0	0	0	0	0	0	0	0	0	0	0	0	0	0	0	0	0	0
VARGAS Andy p	0	0	0	0	0	0	0	0	0	0	0	0	0	0	0	0	0	0	0	0
Totals	31	1	6	0	0	0	0	5	0	0	1	1	0	8	1	2	1	27	12	2

### Dominican Republic

	IP	H	R	ER	BB	SO	WP	HP	BK	IBB	SH	SF	2B	3B	HR	AB	BF	FO	GO	NP
PERALTA Wily	5.1	4	1	1	2	5	1	0	0	0	1	0	0	0	0	19	22	9	2	78
OGANDO Gerald	0.0	1	0	0	0	0	0	1	0	0	0	0	0	0	0	1	2	0	0	10
RODRIGUEZ Joely W,1-0	0.2	1	0	0	2	1	1	0	0	1	0	0	0	0	0	3	5	0	1	16
CORNIEL Robert	2.0	0	0	0	1	1	0	0	0	0	0	0	0	0	0	5	6	2	2	23
CASTILLO Diego	1.0	0	0	0	0	1	0	0	0	0	0	0	0	0	0	3	3	2	0	9

### Cuba

	IP	H	R	ER	BB	SO	WP	HP	BK	IBB	SH	SF	2B	3B	HR	AB	BF	FO	GO	NP
YERA Yoennis	6.0	3	0	0	0	5	0	0	0	0	0	0	0	0	0	20	20	5	7	70
REYES Leodan L,0-1	0.2	1	2	1	2	1	0	0	0	0	0	0	0	0	0	3	5	0	1	33
GUTIERREZ Geonel	0.1	0	0	0	0	0	0	0	0	0	0	0	0	0	0	1	1	1	0	4
ALVAREZ Frank	0.2	2	1	1	1	0	0	0	0	0	0	1	0	0	0	4	5	2	0	13
MAURIS Yankiel	1.0	2	3	3	1	1	0	0	0	1	0	0	1	0	0	5	7	0	3	28
VARGAS Andy	0.1	0	0	0	0	1	0	0	0	0	0	0	0	0	0	1	1	0	0	3

Umpires: HP-Yuta SUYAMA (JPN), 1B-Christian MADERO (MEX), 2B-Sung Chul KIM (KOR), 3B-Chan-Jung CHANG (TPE), CO-Chuan-Mu Cheng (TPE)  
Scorers: Emily JOU (TPE), Susana SANTOS (ESP), Yu-Chun WEN (TPE)  
TC: Jonathan MA (HKG), Ken HUANG (TPE)  
Start: 18:30 Time: 3:09 Attendance: 255 Weather: Clear - 26°C

# GAME SUMMARY - RESULTADO DEL JUEGO 18



## KOREA – CHINESE TAIPEI



Nov 13, 2024 at JPN, TPE, MEX (Taipei Dome)

-----  
 Korea.....000 200 100 - 3 3 0  
 Chinese Taipei.....060 000 00X - 6 8 1  
 -----

Korea 3

PLAYER	AB	R	H	BI	2B	3B	HR	BB	SB	CS	HP	SH	SF	SO	IBB	KL	GDP	PO	A	E
HONG Changki lf	3	1	0	0	0	0	0	1	0	0	0	0	0	0	0	0	0	4	0	0
SONG Sungmun 2b	4	0	0	0	0	0	0	0	0	0	0	0	0	1	0	0	0	1	7	0
KIM Doyeong 3b	3	1	1	1	1	0	0	1	1	0	0	0	0	0	0	0	0	0	2	0
YOON Donghee rf	4	0	0	0	0	0	0	0	0	0	0	0	0	1	0	1	0	1	0	0
PARK Dongwon c	4	0	1	1	0	0	0	0	0	0	0	0	0	1	0	0	1	4	0	0
MOON Bogyeong lb	4	0	0	0	0	0	0	0	0	0	0	0	0	1	0	0	0	12	0	0
KIM Wheejip dh	2	0	0	0	0	0	0	0	0	0	0	0	0	1	0	1	0	0	0	0
NA Seungyeup ph/dh	1	1	1	1	0	0	1	0	0	0	0	0	0	0	0	0	0	0	0	0
LEE Juhyeong cf	3	0	0	0	0	0	0	0	0	0	0	0	0	2	0	0	0	1	0	0
KIM Juwon ss	2	0	0	0	0	0	0	0	0	0	1	0	0	1	0	0	0	1	2	0
KO Youngpyo p	0	0	0	0	0	0	0	0	0	0	0	0	0	0	0	0	0	0	0	0
CHOI Ji Min p	0	0	0	0	0	0	0	0	0	0	0	0	0	0	0	0	0	0	1	0
KWAK Dogyu p	0	0	0	0	0	0	0	0	0	0	0	0	0	0	0	0	0	0	0	0
KIM Seohyeon p	0	0	0	0	0	0	0	0	0	0	0	0	0	0	0	0	0	0	0	0
YOU Yeongchan p	0	0	0	0	0	0	0	0	0	0	0	0	0	0	0	0	0	0	0	0
JO Byeonghyeon p	0	0	0	0	0	0	0	0	0	0	0	0	0	0	0	0	0	0	0	0
Totals	30	3	3	3	1	0	1	2	1	0	1	0	0	8	0	2	1	24	12	0

Chinese Taipei 6

PLAYER	AB	R	H	BI	2B	3B	HR	BB	SB	CS	HP	SH	SF	SO	IBB	KL	GDP	PO	A	E
CHEN Chen-Wei lf	4	1	1	4	0	0	1	0	0	0	0	0	0	0	0	0	0	0	0	0
LIN Li rf	4	1	1	0	1	0	0	0	0	0	0	0	0	0	0	0	0	3	0	0
CHEN Chieh-Hsien cf	3	1	2	2	0	0	1	1	0	0	0	0	0	0	0	0	0	0	0	0
LIN An-Ko dh	3	0	0	0	0	0	0	0	0	0	1	0	0	1	0	0	0	0	0	0
CHU Yu-Hsien lb	4	0	0	0	0	0	0	0	0	0	0	0	0	1	0	0	0	11	1	0
PAN Chieh-Kai 3b	4	1	2	0	0	0	0	0	0	0	0	0	0	0	0	0	0	0	2	0
LIN Chia-Cheng c	4	0	1	0	0	0	0	0	0	0	0	0	0	1	0	0	1	9	1	0
LI Kai-Wei 2b	3	1	1	0	0	0	0	1	0	0	0	0	0	0	0	0	0	1	4	0
CHIANG Kun-Yu ss	2	1	0	0	0	0	1	0	0	0	0	0	0	1	0	0	0	1	3	0
LIN Yu-Min p	0	0	0	0	0	0	0	0	0	0	0	0	0	0	0	0	0	1	1	1
CHANG Yi p	0	0	0	0	0	0	0	0	0	0	0	0	0	0	0	0	0	0	0	0
CHUANG Hsin Yen p	0	0	0	0	0	0	0	0	0	0	0	0	0	0	0	0	0	0	0	0
CHEN Kuan-Wei p	0	0	0	0	0	0	0	0	0	0	0	0	0	0	0	0	0	0	0	0
CHEN Kuan-Yu p	0	0	0	0	0	0	0	0	0	0	0	0	0	0	0	0	0	0	0	0
WU Chun-Wei p	0	0	0	0	0	0	0	0	0	0	0	0	0	0	0	0	0	1	0	0
Totals	31	6	8	6	1	0	2	3	0	0	1	0	0	4	0	0	1	27	12	1

Korea	IP	H	R	ER	BB	SO	WP	HP	BK	IBB	SH	SF	2B	3B	HR	AB	BF	FO	GO	NP
KO Youngpyo L,0-1	2.0	5	6	6	2	2	0	0	0	0	0	0	1	0	2	11	13	1	3	36
CHOI Ji Min	2.2	0	0	0	0	0	0	1	0	0	0	0	0	0	0	8	9	4	4	28
KWAK Dogyu	0.1	0	0	0	0	1	1	0	0	0	0	0	0	0	1	1	0	0	6	
KIM Seohyeon	1.0	1	0	0	1	1	0	0	0	0	0	0	0	0	3	4	0	1	19	
YOU Yeongchan	1.0	1	0	0	0	0	0	0	0	0	0	0	0	0	4	4	1	2	11	
JO Byeonghyeon	1.0	1	0	0	0	0	0	0	0	0	0	0	0	0	4	4	1	2	16	

Chinese Taipei	IP	H	R	ER	BB	SO	WP	HP	BK	IBB	SH	SF	2B	3B	HR	AB	BF	FO	GO	NP
LIN Yu-Min	4.2	2	2	2	1	3	0	1	0	0	0	0	1	0	0	16	18	3	7	74
CHANG Yi W,1-0	0.2	0	0	0	1	0	0	0	0	0	0	0	0	0	2	3	1	1	20	
CHUANG Hsin Yen	0.2	0	0	0	0	1	0	0	0	0	0	0	0	0	2	2	0	1	15	
CHEN Kuan-Wei	1.0	1	1	1	0	2	0	0	0	0	0	0	0	1	4	4	0	1	13	
CHEN Kuan-Yu	1.0	0	0	0	0	1	0	0	0	0	0	0	0	0	3	3	2	0	10	
WU Chun-Wei SV,1	1.0	0	0	0	0	1	0	0	0	0	0	0	0	0	3	3	0	2	15	

Umpires: HP-Edgar HUERTA (MEX), 1B-Alejandro Alfredo PECERO SANCHEZ (PAN), 2B-Edwin LOUISA (NED), 3B-Kenichi UMEKI (JPN), CO-Chao-Chieh CHEN (TPE)  
 Scorers: Jungsub Shin (KOR), SHIH-CHUNG YUAN (TPE), Wayne HORNG (TPE)  
 TC: Jose Augusto SANCHEZ PEREZ (MEX), Jan KUIPERS (NED)  
 Start: 18:30 Time: 2:56 Attendance: 39000 Weather: - 24°C

# GAME SUMMARY - RESULTADO DEL JUEGO 19



## CUBA – KOREA



Nov 14, 2024 at JPN, TPE, MEX (Taipei Tianmu Baseball Stadium)

```

-----
Cuba.....000 000 130 - 4 8 0
Korea.....060 001 10X - 8 9 2
-----

```

Cuba 4

PLAYER	AB	R	H	BI	2B	3B	HR	BB	SB	CS	HP	SH	SF	SO	IBB	KL	GDP	PO	A	E
SANTOS Roel lf	5	0	1	0	0	0	0	0	0	0	0	0	0	1	0	1	0	2	0	0
MONCADA Yoan 3b	2	0	0	0	0	0	0	0	0	0	1	0	0	1	0	0	0	0	1	0
BALDOQUIN Roberto pr/3b	1	0	0	0	0	0	0	1	0	0	0	0	0	0	0	0	0	0	0	0
ARRUEBARRUENA Erisbe ss	5	0	0	0	0	0	0	0	0	0	0	0	0	2	0	0	0	2	3	0
DESPAIGNE Alfredo dh	4	0	1	1	0	0	0	1	0	0	0	0	0	1	0	0	0	0	0	0
MARTINEZ Ariel lb	4	0	1	0	0	0	0	1	0	0	0	0	0	1	0	0	0	6	1	0
DRAKE Yadir rf	5	1	1	0	0	0	0	0	0	0	0	0	0	2	0	1	1	2	0	0
GUIBERT Yoelkis cf	3	1	2	2	0	0	1	1	0	0	0	0	0	1	0	0	0	0	0	0
PEREZ Andrys c	1	0	0	0	0	0	0	1	0	0	0	0	0	1	0	0	0	7	0	0
MUJICA Yadir ph	1	1	1	0	0	0	0	0	0	0	0	0	0	0	0	0	0	0	0	0
VINALES Rafael c	1	1	1	1	0	0	1	0	0	0	0	0	0	0	0	0	0	4	1	0
WALTERS Jean Harvin 2b	3	0	0	0	0	0	0	0	0	0	0	1	0	1	0	0	0	1	1	0
MOINELO Livan p	0	0	0	0	0	0	0	0	0	0	0	0	0	0	0	0	0	0	0	0
PADRON Yusniel p	0	0	0	0	0	0	0	0	0	0	0	0	0	0	0	0	0	0	0	0
BRUCE Pavel p	0	0	0	0	0	0	0	0	0	0	0	0	0	0	0	0	0	0	1	0
VARGAS Andy p	0	0	0	0	0	0	0	0	0	0	0	0	0	0	0	0	0	0	0	0
Totals	35	4	8	4	0	0	2	5	0	0	1	1	0	11	0	2	1	24	8	0

Korea 8

PLAYER	AB	R	H	BI	2B	3B	HR	BB	SB	CS	HP	SH	SF	SO	IBB	KL	GDP	PO	A	E
HONG Changki lf	2	1	0	0	0	0	0	2	0	0	0	0	0	0	0	0	0	1	0	0
SHIN Minjae 2b	2	1	0	1	0	0	0	0	0	0	1	1	0	0	0	0	0	0	1	0
KIM Doyeong 3b	4	2	3	5	1	0	2	0	0	0	0	0	0	1	0	0	0	3	2	0
YOON Donghee rf	3	0	0	0	0	0	0	1	0	0	0	0	0	3	0	3	0	2	0	0
PARK Dongwon c	4	0	1	0	0	0	0	0	0	0	0	0	0	1	0	0	0	8	0	1
KIM Hyungjun c	0	0	0	0	0	0	0	0	0	0	0	0	0	0	0	0	0	3	0	0
NA Seungyeup dh	3	1	0	0	0	0	0	1	1	0	0	0	0	1	0	1	1	0	0	0
MOON Bogyong 1b	2	1	1	0	1	0	0	0	0	0	0	0	0	1	0	0	0	4	0	0
SONG Sungmun lb	2	0	0	0	0	0	0	0	0	0	0	0	0	1	0	0	0	5	0	1
PARK Seonghan ss	4	1	2	0	0	0	0	1	0	0	0	0	0	2	0	0	0	0	4	0
CHOI Wonjun cf	4	1	2	2	0	0	0	1	0	0	0	0	0	1	0	1	1	1	0	0
GWAK Been p	0	0	0	0	0	0	0	0	0	0	0	0	0	0	0	0	0	0	0	0
SO Hyeongjun p	0	0	0	0	0	0	0	0	0	0	0	0	0	0	0	0	0	0	0	0
KWAK Dogyu p	0	0	0	0	0	0	0	0	0	0	0	0	0	0	0	0	0	0	0	0
LEE Youngha p	0	0	0	0	0	0	0	0	0	0	0	0	0	0	0	0	0	0	0	0
KIM Taekyeon p	0	0	0	0	0	0	0	0	0	0	0	0	0	0	0	0	0	0	0	0
JUNG Haiyoung p	0	0	0	0	0	0	0	0	0	0	0	0	0	0	0	0	0	0	0	0
PARK Yeonghyun p	0	0	0	0	0	0	0	0	0	0	0	0	0	0	0	0	0	0	0	0
Totals	30	8	9	8	2	0	2	4	3	0	1	1	0	11	0	5	2	27	7	2

Cuba	IP	H	R	ER	BB	SO	WP	HP	BK	IBB	SH	SF	2B	3B	HR	AB	BF	FO	GO	NP
MOINELO Livan L,0-1	2.0	4	6	6	2	4	0	1	0	0	1	0	1	0	1	9	13	0	2	50
PADRON Yusniel	3.0	3	1	1	1	2	0	0	1	0	0	0	1	0	0	10	11	3	2	45
BRUCE Pavel	1.1	2	1	1	1	1	0	0	0	0	0	0	0	0	1	6	7	1	2	25
VARGAS Andy	1.2	0	0	0	0	4	0	0	0	0	0	0	0	0	0	5	5	1	0	28

Korea	IP	H	R	ER	BB	SO	WP	HP	BK	IBB	SH	SF	2B	3B	HR	AB	BF	FO	GO	NP
GWAK Been	4.0	3	0	0	3	5	0	0	0	0	0	0	0	0	0	14	17	2	4	74
SO Hyeongjun W,1-0	1.2	0	0	0	1	1	0	1	0	0	0	0	0	0	0	5	7	2	2	26
KWAK Dogyu	0.1	0	0	0	0	1	0	0	0	0	0	0	0	0	0	1	1	0	0	6
LEE Youngha	1.0	2	1	0	0	1	0	0	0	0	1	0	0	0	0	6	7	2	0	18
KIM Taekyeon	0.0	3	3	3	0	0	0	0	0	0	0	0	0	0	2	3	3	0	0	9
JUNG Haiyoung	1.0	0	0	0	1	1	0	0	0	0	0	0	0	0	0	3	4	0	2	16
PARK Yeonghyun	1.0	0	0	0	0	2	0	0	0	0	0	0	0	0	0	3	3	0	1	10

Umpires: HP-Chan-Jung CHANG (TPE), 1B-Yuta SUYAMA (JPN), 2B-Shao-Wei LIN (TPE), 3B-Christian MADERO (MEX), CO-Chuan-Mu Cheng (TPE)  
 Scorers: SHIH-CHUNG YUAN (TPE), Yu-Chun WEN (TPE), Jungsub Shin (KOR)  
 TC: Ken HUANG (TPE), Jan KUIPERS (NED)  
 Start: 18:00 Time: 3:16 Attendance: 2225 Weather: Clear - 28°C

# GAME SUMMARY - RESULTADO DEL JUEGO 20

## CHINESE TAIPEI – DOMINICAN REPUBLIC

Nov 14, 2024 at JPN, TPE, MEX (Taipei Dome)

Chinese Taipei.....001 000 010 - 2 6 0  
 Dominican Republic.000 000 001 - 1 5 3

### Chinese Taipei 2

PLAYER	AB	R	H	BI	2B	3B	HR	BB	SB	CS	HP	SH	SF	SO	IBB	KL	GDP	PO	A	E
CHEN Chen-Wei lf	4	1	1	0	0	0	0	0	0	0	0	0	0	1	0	0	0	2	0	0
LIN Li rf	3	0	0	1	0	0	0	0	0	0	0	0	1	2	0	0	0	1	0	0
CHEN Chieh-Hsien cf	4	0	3	0	0	0	0	1	0	0	0	0	0	0	0	0	0	0	0	0
TSENG Song-En dh	2	0	0	0	0	0	1	0	0	0	0	0	1	0	0	1	0	0	0	0
CHIU Chih-Cheng pr/dh	1	0	0	0	0	0	0	0	0	0	0	0	1	0	0	0	0	0	0	0
CHU Yu-Hsien lb	2	0	0	0	0	0	2	0	0	0	0	0	0	0	0	0	0	9	0	0
PAN Chieh-Kai 3b	4	0	1	0	0	0	0	0	0	0	0	0	0	0	0	1	1	1	1	0
LIN Chia-Cheng c	3	0	0	0	0	0	0	0	0	0	0	0	2	0	0	0	10	1	0	0
LI Kai-Wei 2b	2	0	0	0	0	0	0	0	0	0	0	0	1	0	0	0	2	4	0	0
LIN An-Ko ph	1	0	0	0	0	0	0	0	0	0	0	0	1	0	0	0	0	0	0	0
YUEH Tung-Hua 2b	0	0	0	0	0	0	0	0	0	0	0	0	0	0	0	0	0	2	0	0
CHIANG Kun-Yu ss	3	1	1	1	0	0	1	0	0	0	0	0	0	0	0	0	0	5	0	0
HUANG Tzu-Peng p	0	0	0	0	0	0	0	0	0	0	0	0	0	0	0	0	0	0	0	0
LIN Kai-Wei p	0	0	0	0	0	0	0	0	0	0	0	0	0	0	0	0	0	0	0	0
CHEN Kuan-Wei p	0	0	0	0	0	0	0	0	0	0	0	0	0	0	0	0	0	0	0	0
CHEN Kuan-Yu p	0	0	0	0	0	0	0	0	0	0	0	0	0	0	0	0	0	0	0	0
WU Chun-Wei p	0	0	0	0	0	0	0	0	0	0	0	0	0	0	0	0	0	1	0	0
Totals	29	2	6	2	0	0	1	3	1	0	0	0	1	9	0	0	2	27	12	0

### Dominican Republic 1

PLAYER	AB	R	H	BI	2B	3B	HR	BB	SB	CS	HP	SH	SF	SO	IBB	KL	GDP	PO	A	E
DEVERS Jose ss	4	1	1	0	0	0	0	0	0	0	0	0	0	1	0	0	0	2	4	0
GUTIERREZ Kelvin 3b	3	0	1	0	0	0	1	0	0	0	0	0	1	0	0	0	0	2	1	0
CORDERO Andretty dh	3	0	1	0	0	0	0	0	0	0	0	0	1	0	0	1	0	0	0	0
HANSON Alen pr/dh	0	0	0	0	0	0	0	0	0	0	1	0	0	0	0	0	0	0	0	0
NUNEZ Rainer lb	4	0	0	1	0	0	0	0	0	0	0	0	0	0	0	0	0	8	1	0
ALCANTARA Arismendy rf	4	0	1	0	0	0	0	1	0	0	0	0	2	0	0	0	1	0	0	0
CESPEDES Ricardo cf/lf	3	0	0	0	0	0	0	0	0	0	0	0	2	0	1	0	1	0	1	0
MIESES Luis lf	2	0	0	0	0	0	0	0	0	0	0	0	1	0	0	0	2	1	0	0
GONZALEZ Pedro ph/cf	1	0	1	0	0	0	0	0	0	0	0	0	0	0	0	0	0	1	0	0
DE LEON Michael 2b	3	0	0	0	0	0	0	0	0	0	0	0	1	0	0	0	2	3	0	0
RODRIGUEZ Frank c	0	0	0	0	0	0	0	0	0	0	0	0	0	0	0	0	0	1	0	0
FLORENTINO Randy c	2	0	0	0	0	0	0	0	0	0	0	0	0	0	0	0	0	9	0	1
ADOLFO Micker ph/2b	1	0	0	0	0	0	0	0	0	0	0	0	1	0	0	0	0	0	0	0
FERNANDEZ Pedro p	0	0	0	0	0	0	0	0	0	0	0	0	0	0	0	0	0	0	1	0
OGANDO Gerald p	0	0	0	0	0	0	0	0	0	0	0	0	0	0	0	0	0	0	0	0
LOPEZ Victor p	0	0	0	0	0	0	0	0	0	0	0	0	0	0	0	0	0	0	0	0
PEREZ Hector p	0	0	0	0	0	0	0	0	0	0	0	0	0	0	0	0	0	0	0	0
Totals	30	1	5	1	0	0	1	1	0	0	1	0	10	0	1	1	1	27	12	3

Chinese Taipei	IP	H	R	ER	BB	SO	WP	HP	BK	IBB	SH	SF	2B	3B	HR	AB	BF	FO	GO	NP
HUANG Tzu-Peng W,1-0	6.0	0	0	0	1	4	0	0	0	0	0	0	0	0	0	17	18	5	8	66
LIN Kai-Wei	1.0	1	0	0	0	2	0	0	0	0	0	0	0	0	0	4	4	0	1	21
CHEN Kuan-Wei	0.1	1	0	0	0	1	0	0	0	0	0	0	0	0	0	2	2	0	0	11
CHEN Kuan-Yu	0.2	1	0	0	0	2	0	0	0	0	0	0	0	0	0	3	3	0	0	11
WU Chun-Wei SV,2	1.0	2	1	1	0	1	0	0	0	0	1	0	0	0	0	4	5	0	2	18

Dominican Republic	IP	H	R	ER	BB	SO	WP	HP	BK	IBB	SH	SF	2B	3B	HR	AB	BF	FO	GO	NP
FERNANDEZ Pedro L,0-1	6.0	4	1	1	1	6	0	0	0	0	0	0	0	0	1	19	20	3	5	82
OGANDO Gerald	0.1	0	0	0	2	0	0	0	0	0	0	0	0	0	0	1	3	0	1	14
LOPEZ Victor	1.1	2	1	1	0	1	1	0	0	0	0	1	0	0	0	5	7	2	0	24
PEREZ Hector	1.1	0	0	0	0	2	0	0	0	0	0	0	0	0	0	4	4	1	1	14

Umpires: HP-Kenichi UMEKI (JPN), 1B-Edgar HUERTA (MEX), 2B-Sung Chul KIM (KOR), 3B-Alejandro Alfredo PECERO SANCHEZ (PAN), CO-Chao-Chieh CHEN (TPE)  
 Scorers: Emily JOU (TPE), Wayne HORNG (TPE), Susana SANTOS (ESP)  
 TC: Jonathan MA (HKG), Jose Augusto SANCHEZ PEREZ (MEX)  
 Start: 18:30 Time: 3:00 Attendance: 25000 Weather: 23° C

## GAME SUMMARY - RESULTADO DEL JUEGO 21



# DOMINICAN REPUBLIC – AUSTRALIA



Nov 15, 2024 at JPN, TPE, MEX (Taipei Tianmu Baseball Stadium)

-----  
 Dominican Republic.000 000 000 - 0 1 0  
 Australia.....002 101 10X - 5 9 0  
 -----

### Dominican Republic 0

PLAYER	AB	R	H	BI	2B	3B	HR	BB	SB	CS	HP	SH	SF	SO	IBB	KL	GDP	PO	A	E
DEVERS Jose ss	1	0	0	0	0	0	0	0	0	0	0	0	0	0	0	0	0	0	1	0
DE LEON Michael ss	3	0	0	0	0	0	0	0	0	0	0	0	0	1	0	0	0	1	1	0
GUTIERREZ Kelvin 3b	4	0	0	0	0	0	0	0	0	0	0	0	1	0	1	1	1	1	0	0
CORDERO Andretty 1b	3	0	0	0	0	0	0	0	0	0	0	0	0	0	0	0	0	0	5	0
NUNEZ Rainer dh	3	0	0	0	0	0	0	0	0	0	0	0	1	0	1	0	0	0	0	0
ALCANTARA Arismendy rf	3	0	0	0	0	0	0	0	0	0	0	0	0	1	0	0	0	0	5	1
GONZALEZ Pedro cf	3	0	0	0	0	0	0	0	0	0	0	0	0	1	0	0	0	2	0	0
CESPEDES Ricardo lf	3	0	1	0	0	0	0	0	0	0	0	0	0	0	0	0	0	1	0	0
HANSON Alen 2b	2	0	0	0	0	0	1	0	0	0	0	0	1	0	0	1	3	1	0	0
RODRIGUEZ Frank c	1	0	0	0	0	0	0	2	0	0	0	0	0	0	0	0	0	6	2	0
VARGAS GARCIA Luis p	0	0	0	0	0	0	0	0	0	0	0	0	0	0	0	0	0	0	0	0
HENRY Henry p	0	0	0	0	0	0	0	0	0	0	0	0	0	0	0	0	0	0	0	0
RODRIGUEZ Dionys p	0	0	0	0	0	0	0	0	0	0	0	0	0	0	0	0	0	0	0	0
JUAN Jorge p	0	0	0	0	0	0	0	0	0	0	0	0	0	0	0	0	0	0	0	0
PEREZ Wilber p	0	0	0	0	0	0	0	0	0	0	0	0	0	0	0	0	0	0	0	0
Totals	26	0	1	0	0	0	0	3	0	0	0	0	0	6	0	2	2	24	6	0

### Australia 5

PLAYER	AB	R	H	BI	2B	3B	HR	BB	SB	CS	HP	SH	SF	SO	IBB	KL	GDP	PO	A	E
BAZZANA Travis 2b	4	0	0	0	0	0	0	0	0	0	0	0	0	0	0	0	0	1	4	0
WHITEFIELD Aaron cf	3	0	1	0	0	0	1	0	0	0	0	0	1	0	0	0	0	3	0	0
GLENDINNING Robbie ss	3	1	1	0	0	0	0	1	1	1	0	0	0	1	0	0	1	1	5	0
WINGROVE Rixon 1b	4	0	0	0	0	0	0	0	0	0	0	0	2	0	1	0	0	13	0	0
KENNELLY Tim rf	3	1	1	1	0	0	0	1	0	0	0	0	0	0	0	0	0	1	0	0
GEORGE Darryl 3b	4	1	2	0	0	0	0	0	0	0	0	0	0	0	0	0	0	0	2	0
HALL Alex dh	4	1	2	0	0	1	0	0	0	0	0	0	1	0	0	0	0	0	0	0
PERKINS Robbie c	3	1	2	4	0	0	1	0	0	0	0	0	1	1	0	1	0	6	1	0
BOJARSKI Ulrich lf	1	0	0	0	0	0	2	0	0	1	0	0	1	0	0	0	0	2	0	0
SAUPOLD Warwick p	0	0	0	0	0	0	0	0	0	0	0	0	0	0	0	0	0	0	1	0
HOLLAND Sam p	0	0	0	0	0	0	0	0	0	0	0	0	0	0	0	0	0	0	0	0
WILKINS Luke p	0	0	0	0	0	0	0	0	0	0	0	0	0	0	0	0	0	0	0	0
WYNNE Coen p	0	0	0	0	0	0	0	0	0	0	0	0	0	0	0	0	0	0	0	0
KENNEDY Jon p	0	0	0	0	0	0	0	0	0	0	0	0	0	0	0	0	0	0	0	0
MCCRATH Daniel p	0	0	0	0	0	0	0	0	0	0	0	0	0	0	0	0	0	0	0	0
Totals	29	5	9	5	0	1	1	5	1	1	1	0	1	7	0	2	1	27	13	0

### Dominican Republic

	IP	H	R	ER	BB	SO	WP	HP	BK	IBB	SH	SF	2B	3B	HR	AB	BF	FO	GO	NP
VARGAS GARCIA Luis L,0-1	2.1	3	2	2	1	0	0	0	0	0	0	0	0	1	1	9	10	4	2	40
HENRY Henry	1.0	2	1	1	2	1	0	0	0	0	0	0	0	0	0	5	7	1	1	28
RODRIGUEZ Dionys	2.0	3	1	1	1	1	0	1	0	0	0	1	0	0	0	7	10	4	0	39
JUAN Jorge	1.2	1	1	1	1	2	1	0	0	0	0	0	0	0	0	5	6	2	0	28
PEREZ Wilber	1.0	0	0	0	0	3	0	0	0	0	0	0	0	0	0	3	3	0	0	13

### Australia

	IP	H	R	ER	BB	SO	WP	HP	BK	IBB	SH	SF	2B	3B	HR	AB	BF	FO	GO	NP
SAUPOLD Warwick	3.0	0	0	0	1	1	0	0	0	0	0	0	0	0	0	9	10	4	4	27
HOLLAND Sam	2.0	0	0	0	0	1	0	0	0	0	0	0	0	0	0	6	6	2	3	26
WILKINS Luke	0.0	0	0	0	2	0	0	0	0	0	0	0	0	0	0	0	2	0	0	12
WYNNE Coen W,1-0	2.0	0	0	0	0	3	0	0	0	0	0	0	0	0	0	5	5	0	2	26
KENNEDY Jon	1.0	1	0	0	0	1	0	0	0	0	0	0	0	0	0	3	3	0	1	11
MCCRATH Daniel	1.0	0	0	0	0	0	0	0	0	0	0	0	0	0	0	3	3	1	2	11

Umpires: HP-Alessandro SPERA (ITA), 1B-Shao-Wei LIN (TPE), 2B-Chieh HSU (TPE), 3B-Ruben RAMOS (PUR), CO-Chao-Chieh CHEN (TPE)  
 Scorers: Susana SANTOS (ESP), Jungsub Shin (KOR), Yu-Chun WEN (TPE)  
 TC: Enrique BURGOS (PAN), Ken HUANG (TPE)  
 Start: 14:59 Time: 2:41 Attendance: 1112 Weather: Cloudy - 29°C



# GAME SUMMARY - RESULTADO DEL JUEGO 22



## KOREA – JAPAN



Nov 15, 2024 at JPN, TPE, MEX (Taipei Dome)

Korea.....010 110 000 - 3 10 0  
Japan.....020 020 20X - 6 11 0

Korea 3

PLAYER	AB	R	H	BI	2B	3B	HR	BB	SB	CS	HP	SH	SF	SO	IBB	KL	GDP	PO	A	E
HONG Changki lf	5	0	2	1	0	0	0	0	0	0	0	0	0	1	0	0	0	0	0	0
SHIN Minjae 2b	3	1	1	0	0	0	0	0	1	0	0	1	0	1	0	0	0	1	4	0
KIM Doyeong 3b	4	0	0	0	0	0	0	0	0	0	0	0	0	2	0	0	0	2	0	0
MOON Bogyong 1b	4	0	1	0	0	0	0	0	0	0	0	0	0	3	0	0	0	8	2	0
NA Seungyeup dh	2	0	0	0	0	0	0	0	0	0	0	0	0	2	0	0	0	0	0	0
YOON Donghee ph/dh	2	0	1	1	1	0	0	0	0	0	0	0	0	1	0	0	0	0	0	0
CHOI Wonjun rf	4	0	0	0	0	0	0	0	0	0	0	0	0	3	0	1	0	1	0	0
PARK Dongwon c	4	2	2	1	1	0	1	0	0	0	0	0	0	2	0	0	0	7	0	0
PARK Seonghan ss	4	0	2	0	0	0	0	1	0	0	0	0	0	0	0	0	0	1	2	0
LEE Juhyeong cf	3	0	1	0	0	0	0	0	0	0	0	0	0	2	0	0	0	2	0	0
SONG Sungmun ph	1	0	0	0	0	0	0	0	0	0	0	0	0	0	0	0	0	0	0	0
CHOI Seungyong p	0	0	0	0	0	0	0	0	0	0	0	0	0	0	0	0	0	1	0	0
YOU Yeongchan p	0	0	0	0	0	0	0	0	0	0	0	0	0	0	0	0	0	0	2	0
KWAK Dogyu p	0	0	0	0	0	0	0	0	0	0	0	0	0	0	0	0	0	0	0	0
LEE Youngha p	0	0	0	0	0	0	0	0	0	0	0	0	0	0	0	0	0	0	0	0
CHOI Ji Min p	0	0	0	0	0	0	0	0	0	0	0	0	0	0	0	0	0	0	0	0
JUNG Haiyoung p	0	0	0	0	0	0	0	0	0	0	0	0	0	0	0	0	0	0	0	0
KIM Seohyeon p	0	0	0	0	0	0	0	0	0	0	0	0	0	0	0	0	0	0	0	0
KIM Taekyeon p	0	0	0	0	0	0	0	0	0	0	0	0	0	0	0	0	0	1	0	0
Totals	36	3	10	3	2	0	1	0	2	0	0	1	0	17	0	1	0	24	10	0

Japan 6

PLAYER	AB	R	H	BI	2B	3B	HR	BB	SB	CS	HP	SH	SF	SO	IBB	KL	GDP	PO	A	E
KUWAHARA Masayuki lf	5	0	1	0	0	0	0	0	0	0	0	0	0	2	0	1	0	1	0	0
KOZONO Kaito 2b	5	1	2	0	0	0	0	0	0	0	0	0	0	1	0	1	0	1	1	0
TATSUMI Ryosuke cf	4	1	0	0	0	0	0	1	0	0	0	0	0	1	0	0	0	1	0	0
MORISHITA Shota rf	3	3	2	2	0	0	1	1	0	0	0	0	0	0	0	0	0	1	0	0
KURIHARA Ryoya 3b	3	1	1	0	0	0	0	0	0	0	1	0	0	0	0	0	0	0	1	0
GENDA Sosuke ss	0	0	0	0	0	0	0	0	0	0	0	0	0	0	0	0	0	0	0	0
MAKI Shugo 1b	4	0	2	2	1	0	0	0	0	0	0	0	0	1	0	0	0	7	0	0
KIYOMIYA Kotaro dh	2	0	0	0	0	0	0	0	0	0	0	0	0	0	0	0	0	0	0	0
SANO keita ph/dh	2	0	0	0	0	0	0	0	0	0	0	0	0	1	0	0	0	0	0	0
KUREBAYASHI Kotaro ss/3b	4	0	2	2	0	0	0	0	0	0	0	0	0	1	0	1	0	0	1	0
SAKAKURA Shogo c	3	0	1	0	0	0	0	1	0	0	0	0	0	0	0	0	0	16	2	0
TAKAHASHI Hiroto p	0	0	0	0	0	0	0	0	0	0	0	0	0	0	0	0	0	0	1	0
SUMIDA Chihiro p	0	0	0	0	0	0	0	0	0	0	0	0	0	0	0	0	0	0	0	0
FUJIHIRA Shoma p	0	0	0	0	0	0	0	0	0	0	0	0	0	0	0	0	0	0	0	0
OTA Taisei p	0	0	0	0	0	0	0	0	0	0	0	0	0	0	0	0	0	0	1	0
Totals	35	6	11	6	1	0	1	3	0	0	1	0	0	7	0	3	0	27	7	0

Korea	IP	H	R	ER	BB	SO	WP	HP	BK	IBB	SH	SF	2B	3B	HR	AB	BF	FO	GO	NP
CHOI Seungyong	1.2	4	2	2	0	1	0	0	0	0	0	0	0	0	0	9	9	1	3	43
YOU Yeongchan	2.2	2	0	0	0	2	0	0	0	0	0	0	0	0	0	10	10	2	4	38
KWAK Dogyu L,0-1	0.1	0	2	2	2	1	0	1	0	0	0	0	0	0	0	1	4	0	0	27
LEE Youngha	1.1	1	0	0	0	0	0	0	0	0	0	0	0	0	0	5	5	1	3	13
CHOI Ji Min	0.1	1	1	1	0	1	0	0	0	0	0	0	0	0	0	2	2	0	0	7
JUNG Haiyoung	0.1	2	1	1	0	0	0	0	0	0	0	0	1	0	1	3	3	0	1	9
KIM Seohyeon	0.2	1	0	0	1	2	0	0	0	0	0	0	0	0	0	3	4	0	0	16
KIM Taekyeon	0.2	0	0	0	0	0	0	0	0	0	0	0	0	0	0	2	2	1	1	7

Japan	IP	H	R	ER	BB	SO	WP	HP	BK	IBB	SH	SF	2B	3B	HR	AB	BF	FO	GO	NP
TAKAHASHI Hiroto	4.0	7	2	2	0	8	0	0	0	0	1	0	1	0	1	18	19	1	3	78
SUMIDA Chihiro W,1-0	3.0	3	1	1	0	6	0	0	0	0	0	0	1	0	0	12	12	1	2	53
FUJIHIRA Shoma	1.0	0	0	0	0	3	0	0	0	0	0	0	0	0	0	3	3	0	0	12
OTA Taisei SV,1	1.0	0	0	0	0	0	0	0	0	0	0	0	0	0	0	3	3	1	2	13

Umpires: HP-Angel CAMPOS (USA), 1B-Chan-Jung CHANG (TPE), 2B-Hua-Wen CHI (TPE), 3B-Edwin LOUISA (NED), CO-Chuan-Mu Cheng (TPE)  
Scorers: Wayne HORNG (TPE), Jennie MOLONEY (AUS), Fuka NAKAMURA (JPN)  
TC: Calvin Chih-Shien YEH (TPE), Jonathan MA (HKG)  
Start: 18:08 Time: 3:31 Attendance: 20028 Weather: - 23°C

# GAME SUMMARY - RESULTADO DEL JUEGO 23



## AUSTRALIA – CUBA



Nov 16, 2024 at JPN, TPE, MEX (Taipei Tianmu Baseball Stadium)

```
-----
Australia.....200 010 000 - 3 8 1
Cuba.....103 000 00X - 4 11 1
-----
```

### Australia 3

PLAYER	AB	R	H	BI	2B	3B	HR	BB	SB	CS	HP	SH	SF	SO	IBB	KL	GDP	PO	A	E
BAZZANA Travis 2b	4	0	2	0	0	0	0	1	1	0	0	0	0	1	0	1	0	4	2	0
WHITEFIELD Aaron cf	5	1	2	0	0	0	0	0	0	0	0	0	0	0	0	0	0	3	0	0
GLENDINNING Robbie ss	3	2	2	1	0	0	1	1	0	0	1	0	0	0	0	0	0	1	1	0
WINGROVE Rixon lb	3	0	1	1	0	0	0	1	0	0	0	0	0	0	0	0	0	4	0	0
DALE Jarryd pr/lb	0	0	0	0	0	0	0	0	0	0	0	0	0	0	0	0	0	1	0	0
BOWEY Jake ph	1	0	0	0	0	0	0	0	0	0	0	0	0	1	0	0	0	0	0	0
KENNELLY Tim rf	4	0	0	0	0	0	0	0	0	0	1	0	0	3	0	0	0	4	0	0
GEORGE Darryl 3b	2	0	1	1	0	0	0	2	0	0	0	0	0	1	0	0	0	1	1	1
HALL Alex dh	4	0	0	0	0	0	0	0	0	0	0	0	0	1	0	0	0	0	0	0
PERKINS Robbie c	4	0	0	0	0	0	0	0	0	0	0	0	0	3	0	1	0	5	1	0
BOJARSKI Ulrich lf	4	0	0	0	0	0	0	0	0	0	0	0	0	1	0	0	0	1	0	0
ATHERTON Tim p	0	0	0	0	0	0	0	0	0	0	0	0	0	0	0	0	0	0	0	0
TOWNSEND Blake p	0	0	0	0	0	0	0	0	0	0	0	0	0	0	0	0	0	0	0	0
WILKINS Luke p	0	0	0	0	0	0	0	0	0	0	0	0	0	0	0	0	0	0	0	0
KENT Steven p	0	0	0	0	0	0	0	0	0	0	0	0	0	0	0	0	0	0	0	0
SHERRIFF Will p	0	0	0	0	0	0	0	0	0	0	0	0	0	0	0	0	0	0	1	0
GUYER Josh p	0	0	0	0	0	0	0	0	0	0	0	0	0	0	0	0	0	0	0	0
Totals	34	3	8	3	0	0	1	5	1	0	2	0	0	11	0	2	0	24	6	1

### Cuba 4

PLAYER	AB	R	H	BI	2B	3B	HR	BB	SB	CS	HP	SH	SF	SO	IBB	KL	GDP	PO	A	E
SANTOS Roel lf	4	2	2	0	0	0	0	0	0	0	0	0	0	0	0	0	0	1	0	0
DRAKE Yadir rf	2	1	2	3	0	0	1	2	0	0	0	0	0	0	2	0	0	2	0	0
GUIBERT Yoelkis cf	4	0	1	1	0	0	0	0	0	0	0	0	0	1	0	1	0	2	0	1
DESPAIGNE Alfredo dh	4	0	1	0	0	0	0	0	0	0	0	0	0	1	0	0	0	0	0	0
RODRIGUEZ Christian pr/dh	0	0	0	0	0	0	0	0	1	0	0	0	0	0	0	0	0	0	0	0
MARTINEZ Ariel lb	4	0	0	0	0	0	0	0	0	0	0	0	0	1	0	0	1	8	0	0
ARRUEBARRUENA Erisbe ss	4	0	2	0	0	0	0	0	0	0	0	0	0	1	0	1	0	1	2	0
VINALES Rafael c	3	0	0	0	0	0	0	0	0	0	0	0	0	0	0	0	1	7	1	0
PEREZ Andrys c	1	0	1	0	0	0	0	0	0	0	0	0	0	0	0	0	0	4	0	0
MUJICA Yadir 2b	3	0	0	0	0	0	0	0	0	0	0	0	0	1	0	1	0	1	3	0
BALDOQUIN Roberto 3b	1	0	0	0	0	0	0	0	0	0	0	0	0	0	0	0	0	0	1	0
WALTERS Jean Harvin 3b/2b	3	1	2	0	0	0	0	1	0	0	0	0	0	0	0	0	0	1	0	0
SARDUY Dario p	0	0	0	0	0	0	0	0	0	0	0	0	0	0	0	0	0	0	0	0
VARGAS Andy p	0	0	0	0	0	0	0	0	0	0	0	0	0	0	0	0	0	0	0	0
ALVAREZ Frank p	0	0	0	0	0	0	0	0	0	0	0	0	0	0	0	0	0	0	0	0
GUTIERREZ Geonel p	0	0	0	0	0	0	0	0	0	0	0	0	0	0	0	0	0	0	0	0
REYES Leodan p	0	0	0	0	0	0	0	0	0	0	0	0	0	0	0	0	0	0	0	0
MARTINEZ Raidel p	0	0	0	0	0	0	0	0	0	0	0	0	0	0	0	0	0	0	1	0
Totals	33	4	11	4	0	0	1	2	1	1	0	0	0	5	2	3	2	27	8	1

Australia	IP	H	R	ER	BB	SO	WP	HP	BK	IBB	SH	SF	2B	3B	HR	AB	BF	FO	GO	NP
ATHERTON Tim	2.0	3	1	1	0	2	0	0	0	0	0	0	0	0	0	8	8	2	1	26
TOWNSEND Blake L,0-1	0.1	2	3	2	0	1	0	0	0	0	0	0	0	0	1	4	4	0	0	12
WILKINS Luke	2.0	2	0	0	0	0	0	0	0	0	0	0	0	0	0	7	7	3	2	20
KENT Steven	1.2	0	0	0	1	1	0	0	0	1	0	0	0	0	0	5	6	3	1	19
SHERRIFF Will	1.0	1	0	0	1	0	0	0	0	1	0	0	0	0	0	4	5	2	1	20
GUYER Josh	1.0	3	0	0	0	1	0	0	0	0	0	0	0	0	0	5	5	1	0	19

Cuba	IP	H	R	ER	BB	SO	WP	HP	BK	IBB	SH	SF	2B	3B	HR	AB	BF	FO	GO	NP
SARDUY Dario	0.2	4	2	2	0	1	0	0	0	0	0	0	0	0	0	6	6	0	1	28
VARGAS Andy W,1-0	3.2	3	1	1	1	5	0	2	0	0	0	0	0	1	14	17	4	2	64	
ALVAREZ Frank	2.0	0	0	0	2	1	0	0	0	0	0	0	0	0	0	5	7	2	2	28
GUTIERREZ Geonel	0.0	0	0	0	1	0	0	0	0	0	0	0	0	0	0	1	0	0	0	7
REYES Leodan	1.2	1	0	0	1	2	0	0	0	0	0	0	0	0	0	6	7	1	2	25
MARTINEZ Raidel SV,1	1.0	0	0	0	0	2	0	0	0	0	0	0	0	0	0	3	3	0	1	15

Umpires: HP-Edwin LOUISA (NED), 1B-Chan-Jung CHANG (TPE), 2B-Alessandro SPERA (ITA), 3B-Chieh HSU (TPE), CO-Chao-Chieh CHEN (TPE)  
 Scorers: Wayne HORNG (TPE), Yu-Chun WEN (TPE), Jungsub Shin (KOR)  
 TC: Jose Augusto SANCHEZ PEREZ (MEX), Calvin Chih-Shien YEH (TPE)  
 Start: 12:00 Time: 3:19 Attendance: 1418 Weather: Cloudy - 27°C

# GAME SUMMARY - RESULTADO DEL JUEGO 24



## JAPAN – CHINESE TAIPEI



Nov 16, 2024 at JPN, TPE, MEX (Taipei Dome)

Japan.....101 100 000 - 3 6 0  
 Chinese Taipei.....000 000 100 - 1 4 2

Japan 3

PLAYER	AB	R	H	BI	2B	3B	HR	BB	SB	CS	HP	SH	SF	SO	IBB	KL	GDP	PO	A	E
KUWAHARA Masayuki lf	5	1	0	0	0	0	0	0	0	0	0	0	0	1	0	0	0	2	0	0
KOZONO Kaito 2b	4	0	1	0	0	0	0	1	1	0	0	0	0	0	0	0	0	1	0	0
TATSUMI Ryosuke cf	5	0	1	1	1	0	0	0	0	0	0	0	0	1	0	0	0	2	0	0
MORISHITA Shota rf	2	0	0	1	0	0	0	1	0	0	0	0	1	1	1	0	0	1	0	0
SANO keita dh	4	0	1	0	1	0	0	0	0	0	0	0	0	1	0	1	0	0	0	0
ISOBATA Ryota pr/dh	0	0	0	0	0	0	0	0	0	0	0	0	0	0	0	0	0	0	0	0
MAKI Shugo lb	3	0	0	0	0	0	0	1	0	0	0	0	0	0	0	0	0	9	2	0
GENDA Sosuke ss	3	1	1	1	0	0	1	1	0	0	0	0	0	1	0	0	0	2	7	0
KUREBAYASHI Kotaro 3b	4	0	1	0	0	0	0	0	0	0	0	0	0	1	0	0	0	1	0	0
SAKAKURA Shogo c	3	1	1	0	0	0	0	1	0	0	0	0	0	0	0	0	0	8	0	0
SAIKI Hiroto p	0	0	0	0	0	0	0	0	0	0	0	0	0	0	0	0	0	1	0	0
SUZUKI Shota p	0	0	0	0	0	0	0	0	0	0	0	0	0	0	0	0	0	0	0	0
KITAYAMA Koki p	0	0	0	0	0	0	0	0	0	0	0	0	0	0	0	0	0	0	0	0
OTA Taisei p	0	0	0	0	0	0	0	0	0	0	0	0	0	0	0	0	0	0	0	0
Totals	33	3	6	3	2	0	1	5	1	0	0	0	1	6	1	1	0	27	9	0

Chinese Taipei 1

PLAYER	AB	R	H	BI	2B	3B	HR	BB	SB	CS	HP	SH	SF	SO	IBB	KL	GDP	PO	A	E
CHEN Chen-Wei lf	3	0	0	0	0	0	0	1	0	0	0	0	0	1	0	0	0	2	0	0
LIN Li rf	4	0	0	0	0	0	0	0	0	0	0	0	0	1	0	1	0	4	0	0
CHEN Chieh-Hsien cf	4	0	2	0	0	0	0	0	0	0	0	0	0	0	0	0	0	3	0	0
PAN Chieh-Kai 3b	2	0	0	0	0	0	0	0	0	0	0	0	0	2	0	0	0	0	0	1
GILJEGILJAW Kungkuan ph	1	0	0	0	0	0	0	0	0	0	0	0	0	0	0	0	0	0	0	0
CHANG Cheng-Yu 3b	1	0	0	0	0	0	0	0	0	0	0	0	0	0	0	0	0	0	0	0
TSENG Song-En dh	4	0	1	0	0	0	0	0	0	0	0	0	0	1	0	0	0	0	0	0
CHU Yu-Hsien lb	2	0	0	0	0	0	1	0	0	0	0	0	0	1	0	1	0	8	1	0
LIN Chia-Cheng c	1	0	0	0	0	0	0	0	0	0	0	0	0	0	0	0	0	3	0	0
DAI Pei-Fong ph/c	2	1	1	1	0	0	1	0	0	0	0	0	0	0	0	1	3	0	1	
LI Kai-Wei 2b	3	0	0	0	0	0	0	0	0	0	0	0	0	0	0	0	0	2	2	0
CHIANG Kun-Yu ss	3	0	0	0	0	0	0	0	0	0	0	0	0	1	0	0	0	2	3	0
CHEN Po-Ching p	0	0	0	0	0	0	0	0	0	0	0	0	0	0	0	0	0	0	0	0
HUANG En-Sih p	0	0	0	0	0	0	0	0	0	0	0	0	0	0	0	0	0	0	0	0
WANG Chih-Hsuan p	0	0	0	0	0	0	0	0	0	0	0	0	0	0	0	0	0	0	0	0
CHIANG Kuo-Hao p	0	0	0	0	0	0	0	0	0	0	0	0	0	0	0	0	0	0	1	0
CHUANG Hsin Yen p	0	0	0	0	0	0	0	0	0	0	0	0	0	0	0	0	0	0	1	0
CHEN Kuan-Wei p	0	0	0	0	0	0	0	0	0	0	0	0	0	0	0	0	0	0	0	0
Totals	30	1	4	1	0	0	1	2	0	0	0	0	0	7	0	2	1	27	8	2

Japan	IP	H	R	ER	BB	SO	WP	HP	BK	IBB	SH	SF	2B	3B	HR	AB	BF	FO	GO	NP
SAIKI Hiroto W,1-0	5.2	3	0	0	2	5	0	0	0	0	0	0	0	0	0	19	21	4	7	83
SUZUKI Shota	0.1	0	0	0	0	0	0	0	0	0	0	0	0	0	0	1	1	0	1	3
KITAYAMA Koki	2.0	1	1	1	0	2	0	0	0	0	0	0	0	0	1	7	7	4	0	28
OTA Taisei SV,2	1.0	0	0	0	0	0	0	0	0	0	0	0	0	0	0	3	3	1	2	11

Chinese Taipei	IP	H	R	ER	BB	SO	WP	HP	BK	IBB	SH	SF	2B	3B	HR	AB	BF	FO	GO	NP
CHEN Po-Ching L,0-1	3.1	2	3	2	3	1	0	0	0	1	0	1	1	0	1	12	16	5	4	58
HUANG En-Sih	1.1	2	0	0	0	1	0	0	0	0	0	0	0	0	0	6	6	1	2	27
WANG Chih-Hsuan	0.1	0	0	0	0	1	0	0	0	0	0	0	0	0	0	1	1	0	0	6
CHIANG Kuo-Hao	2.2	1	0	0	2	3	0	0	0	0	0	0	1	0	0	9	11	2	3	47
CHUANG Hsin Yen	1.0	0	0	0	0	0	0	0	0	0	0	0	0	0	0	3	3	2	1	14
CHEN Kuan-Wei	0.1	1	0	0	0	0	0	0	0	0	0	0	0	0	0	2	2	1	0	6

Umpires: HP-Christian MADERO (MEX), 1B-Sung Chul KIM (KOR), 2B-Alejandro Alfredo PECERO SANCHEZ (PAN), 3B-Edgar HUERTA (MEX), CO-Chuan-Mu Cheng (TPE)  
 Scorers: Jennie MOLONEY (AUS), Fuka NAKAMURA (JPN), Susana SANTOS (ESP)  
 TC: Enrique BURGOS (PAN), Jonathan MA (HKG)  
 Start: 18:08 Time: 3:19 Attendance: 34882 Weather: - 24°C

# GAME SUMMARY - RESULTADO DEL JUEGO 25



## DOMINICAN REPUBLIC – KOREA



Nov 16, 2024 at JPN, TPE, MEX (Taipei Tianmu Baseball Stadium)

Dominican Republic.010 311 000 - 6 14 1  
 Korea.....000 004 05X - 9 9 0

### Dominican Republic 6

PLAYER	AB	R	H	BI	2B	3B	HR	BB	SB	CS	HP	SH	SF	SO	IBB	KL	GDP	PO	A	E
CESPEDES Ricardo cf/lf	5	1	2	0	1	0	0	0	1	0	0	0	0	0	0	0	0	1	0	0
HANSON Alen 2b	5	0	3	2	0	0	0	0	0	1	0	0	0	1	0	0	1	2	5	0
GUTIERREZ Kelvin 3b	4	0	0	0	0	0	0	0	1	0	0	0	0	0	0	0	0	0	2	0
CORDERO Andretty dh	4	0	1	0	0	0	0	0	0	0	0	0	0	1	0	0	0	0	0	0
NUNEZ Rainer 1b	4	1	1	0	1	0	0	0	0	0	0	0	0	1	0	1	1	11	0	0
ALCANTARA Arismendy rf	4	3	3	3	0	0	2	0	2	0	0	0	0	1	0	1	0	0	0	0
MIESES Luis lf	2	0	0	0	0	0	0	1	1	0	0	0	0	0	0	0	0	2	0	0
GONZALEZ Pedro ph/cf	1	0	1	0	0	0	0	0	0	0	0	0	0	0	0	0	0	0	0	0
RODRIGUEZ Frank c	3	1	1	0	0	0	0	1	0	0	0	0	0	2	0	1	0	8	1	0
DE LEON Michael ss	4	0	2	0	0	0	0	0	0	0	0	0	0	0	0	0	1	0	3	0
KILOME Franklyn p	0	0	0	0	0	0	0	0	0	0	0	0	0	0	0	0	0	0	0	0
PEREZ Hector p	0	0	0	0	0	0	0	0	0	0	0	0	0	0	0	0	0	0	0	0
RODRIGUEZ Joely p	0	0	0	0	0	0	0	0	0	0	0	0	0	0	0	0	0	0	0	1
CORNIEL Robert p	0	0	0	0	0	0	0	0	0	0	0	0	0	0	0	0	0	0	0	0
CASTILLO Diego p	0	0	0	0	0	0	0	0	0	0	0	0	0	0	0	0	0	0	0	0
LOPEZ Victor p	0	0	0	0	0	0	0	0	0	0	0	0	0	0	0	0	0	0	0	0
Totals	36	6	14	5	2	0	2	2	5	1	0	0	0	6	0	3	3	24	11	1

### Korea 9

PLAYER	AB	R	H	BI	2B	3B	HR	BB	SB	CS	HP	SH	SF	SO	IBB	KL	GDP	PO	A	E
HONG Changki lf	4	0	1	1	0	0	0	0	0	0	1	0	0	2	0	1	0	0	0	0
SHIN Minjae 2b	5	1	0	0	0	0	0	0	0	0	0	0	0	0	0	0	0	5	6	0
KIM Doyeong 3b	2	0	0	0	0	0	0	0	0	0	0	0	0	0	0	0	0	1	1	0
NA Seungyeup 1b	2	0	1	0	0	0	0	0	0	0	0	0	0	1	0	0	0	3	0	0
KIM Wheejip pr/3b	0	1	0	0	0	0	0	0	0	0	0	0	0	0	0	0	0	0	0	0
MOON Bogyee dh	4	1	1	1	1	0	0	0	0	0	0	0	0	2	0	0	0	0	0	0
PARK Dongwon c	4	0	2	1	1	0	0	0	0	0	0	0	0	0	0	0	0	5	3	0
LEE Juhyeong pr/cf	0	1	0	0	0	0	0	0	0	0	0	0	0	0	0	0	0	0	0	0
SONG Sungmun 1b/3b/1b	4	1	2	1	0	0	0	0	1	0	0	0	0	1	0	0	0	9	1	0
YOON Donghee rf	4	0	0	0	0	0	0	0	0	0	0	0	0	3	0	0	0	1	0	0
KIM Hyungjun c	0	0	0	0	0	0	0	0	0	0	0	0	0	0	0	0	0	0	0	0
PARK Seonghan ss	3	2	1	2	0	1	0	1	0	0	0	0	0	0	0	0	0	0	3	0
CHOI Wonjun cf/rf	2	2	1	1	1	0	0	2	0	0	0	0	0	0	0	0	0	2	0	0
IM Chan Kyu p	0	0	0	0	0	0	0	0	0	0	0	0	0	0	0	0	0	0	1	0
SO Hyeongjun p	0	0	0	0	0	0	0	0	0	0	0	0	0	0	0	0	0	0	1	0
JO Byeonghyeon p	0	0	0	0	0	0	0	0	0	0	0	0	0	0	0	0	0	1	0	0
KIM Seohyeon p	0	0	0	0	0	0	0	0	0	0	0	0	0	0	0	0	0	0	1	0
CHOI Ji Min p	0	0	0	0	0	0	0	0	0	0	0	0	0	0	0	0	0	0	0	0
PARK Yeonghyun p	0	0	0	0	0	0	0	0	0	0	0	0	0	0	0	0	0	0	1	0
Totals	34	9	9	7	3	1	0	3	1	0	1	0	0	9	0	1	0	27	18	0

Dominican Republic	IP	H	R	ER	BB	SO	WP	HP	BK	IBB	SH	SF	2B	3B	HR	AB	BF	FO	GO	NP
KILOME Franklyn	5.0	1	0	0	0	5	0	0	0	0	0	0	0	0	0	16	16	4	6	57
PEREZ Hector	0.1	0	2	0	2	0	0	0	0	0	0	0	0	0	0	1	3	0	1	15
RODRIGUEZ Joely	0.2	2	2	0	0	2	0	0	0	0	0	0	2	0	0	5	5	0	0	17
CORNIEL Robert	1.0	1	1	1	1	1	0	1	0	0	0	0	0	0	4	6	0	2	25	
CASTILLO Diego L,0-1	0.2	4	4	4	0	1	0	0	0	0	0	0	1	1	0	6	6	0	1	20
LOPEZ Victor	0.1	1	0	0	0	0	0	0	0	0	0	0	0	0	2	2	0	1	9	

Korea	IP	H	R	ER	BB	SO	WP	HP	BK	IBB	SH	SF	2B	3B	HR	AB	BF	FO	GO	NP
IM Chan Kyu	3.0	5	3	3	2	3	0	0	0	0	0	0	1	0	1	13	15	1	4	69
SO Hyeongjun	1.0	3	1	1	0	0	0	0	0	0	0	0	0	0	0	6	6	1	2	23
JO Byeonghyeon	1.2	3	2	2	0	1	0	0	0	0	0	0	1	0	1	8	8	1	3	27
KIM Seohyeon	1.1	1	0	0	0	0	0	0	0	0	0	0	0	0	3	3	0	2	19	
CHOI Ji Min	0.1	0	0	0	0	1	0	0	0	0	0	0	0	0	1	1	0	0	8	
PARK Yeonghyun W,1-0	1.2	2	0	0	0	1	0	0	0	0	0	0	0	0	5	5	1	1	17	

Umpires: HP-Hua-Wen CHI (TPE), 1B-Kenichi UMEKI (JPN), 2B-Shao-Wei LIN (TPE), 3B-Angel CAMPOS (USA), CO-Chao-Chieh CHEN (TPE)  
 Scorers: Wayne HORNG (TPE), Jungsub Shin (KOR), Yu-Chun WEN (TPE)  
 TC: Jose Augusto SANCHEZ PEREZ (MEX), Ken HUANG (TPE)  
 Start: 18:30 Time: 3:36 Attendance: 3387 Weather: Clear - 25°C

# GAME SUMMARY - RESULTADO DEL JUEGO 26



## CUBA – JAPAN



Nov 17, 2024 at JPN, TPE, MEX (Taipei Tianmu Baseball Stadium)

-----  
Cuba.....000 103 200 - 6 10 1  
Japan.....011 121 01X - 7 8 1  
-----

### Cuba 6

PLAYER	AB	R	H	BI	2B	3B	HR	BB	SB	CS	HP	SH	SF	SO	IBB	KL	GDP	PO	A	E
SANTOS Roel cf	3	3	1	0	0	1	0	2	0	0	0	0	0	0	0	0	0	4	0	0
DRAKE Yadir rf	5	2	3	2	1	0	0	0	0	0	0	0	0	2	0	0	0	3	0	0
GUIBERT Yoelkis lf	5	0	0	0	0	0	0	0	0	0	0	0	2	0	0	0	0	2	0	0
DESPAIGNE Alfredo dh	3	1	1	0	0	0	2	0	0	0	0	0	0	0	0	0	0	0	0	0
RODRIGUEZ Christian pr	0	0	0	0	0	0	0	0	0	0	0	0	0	0	0	0	0	0	0	0
MARTINEZ Ariel lb	4	0	1	0	0	0	1	0	0	0	0	0	1	0	0	0	0	5	0	0
ARMENTEROS Lazaro pr	0	0	0	0	0	0	0	0	0	0	0	0	0	0	0	0	0	0	0	0
ARRUEBARRUENA Erisbe ss	4	0	1	1	0	0	0	0	0	1	0	2	0	2	0	0	0	1	1	1
BALDOQUIN Roberto 3b	2	0	1	0	0	0	0	0	0	0	0	0	1	0	0	0	0	0	1	0
MONCADA Yoan ph/3b	3	0	1	1	0	0	0	0	0	0	0	0	1	0	1	0	0	0	2	0
PEREZ Andrys c	2	0	0	0	0	0	0	0	0	0	0	1	0	0	0	0	0	5	0	0
MUJICA Yadir ph	0	0	0	0	0	0	1	0	0	0	0	0	0	0	0	0	0	0	0	0
COSME Andi c	2	0	1	0	0	0	0	0	0	0	0	1	0	0	0	0	0	3	0	0
WALTERS Jean Harvin 2b	4	0	0	0	0	0	0	0	0	0	0	0	1	0	0	1	0	1	2	1
FIGUEREDO Raymond p	0	0	0	0	0	0	0	0	0	0	0	0	0	0	0	0	0	0	0	0
PADRON Yusniel p	0	0	0	0	0	0	0	0	0	0	0	0	0	0	0	0	0	0	0	0
GUTIERREZ Geonel p	0	0	0	0	0	0	0	0	0	0	0	0	0	0	0	0	0	0	0	0
MEDINA Frank p	0	0	0	0	0	0	0	0	0	0	0	0	0	0	0	0	0	0	0	0
SARDUY Dario p	0	0	0	0	0	0	0	0	0	0	0	0	0	0	0	0	0	0	0	0
MOINELO Livan p	0	0	0	0	0	0	0	0	0	0	0	0	0	0	0	0	0	0	0	0
Totals	37	6	10	4	1	1	0	6	0	0	1	0	0	12	0	3	1	24	5	1

### Japan 7

PLAYER	AB	R	H	BI	2B	3B	HR	BB	SB	CS	HP	SH	SF	SO	IBB	KL	GDP	PO	A	E
KUWAHARA Masayuki lf	4	2	1	0	0	0	0	1	0	0	0	0	0	0	0	0	0	0	0	0
KOZONO Kaito 2b	5	0	2	0	0	0	0	0	0	0	0	0	1	0	0	0	0	1	2	0
ISOBATA Ryota pr/cf	0	1	0	0	0	0	0	0	0	0	0	0	0	0	0	0	0	0	0	0
TATSUMI Ryosuke cf	3	1	1	0	0	0	1	0	0	1	0	0	0	0	0	0	0	0	0	0
MURABAYASHI Itsuki pr/2b	0	0	0	0	0	0	0	0	0	0	0	0	0	0	0	0	0	0	0	0
MORISHITA Shota rf	2	1	0	1	0	0	0	1	0	2	0	1	0	0	0	0	0	1	0	0
KURIHARA Ryoya 3b	2	1	0	2	0	0	2	0	0	0	1	2	1	0	0	0	0	0	0	0
MAKI Shugo lb	5	0	1	1	0	0	0	0	0	0	0	0	3	0	0	1	0	9	0	0
GENDA Sosuke ss	2	1	1	0	0	0	2	0	0	0	0	1	0	0	0	0	0	4	5	0
SANO keita dh	3	0	2	2	0	0	0	0	0	0	0	1	1	0	0	0	0	0	0	0
SATO Toshiya c	2	0	0	1	0	0	0	1	0	0	0	1	0	0	0	0	0	11	1	0
HAYAKAWA Takahisa p	0	0	0	0	0	0	0	0	0	0	0	0	0	0	0	0	0	0	1	0
YOKOYAMA Rikuto p	0	0	0	0	0	0	0	0	0	0	0	0	0	0	0	0	0	0	0	0
SUZUKI Shota p	0	0	0	0	0	0	0	0	0	0	0	0	0	0	0	0	0	0	0	0
SHIMIZU Tatsuya p	0	0	0	0	0	0	0	0	0	0	0	0	0	0	0	0	0	1	0	1
FUJIHIRA Shoma p	0	0	0	0	0	0	0	0	0	0	0	0	0	0	0	0	0	0	0	0
Totals	28	7	8	7	0	0	0	7	1	0	3	0	4	8	1	0	1	27	9	1

Cuba	IP	H	R	ER	BB	SO	WP	HP	BK	IBB	SH	SF	2B	3B	HR	AB	BF	FO	GO	NP
FIGUEREDO Raymond	2.0	3	2	2	2	2	1	1	0	0	0	0	0	0	0	9	12	4	0	42
PADRON Yusniel	0.1	0	0	0	0	0	0	0	0	0	1	0	0	0	0	0	1	1	0	2
GUTIERREZ Geonel	1.2	3	2	2	0	3	0	0	0	0	1	0	0	0	7	8	2	0	39	
MEDINA Frank	0.1	1	1	1	1	0	0	0	1	0	0	0	0	0	2	3	0	1	7	
SARDUY Dario	0.2	0	0	0	1	0	1	0	0	0	1	0	0	0	1	3	1	1	9	
MOINELO Livan L,0-2	3.0	1	2	1	3	3	0	2	0	0	0	1	0	0	9	15	2	3	63	

Japan	IP	H	R	ER	BB	SO	WP	HP	BK	IBB	SH	SF	2B	3B	HR	AB	BF	FO	GO	NP
HAYAKAWA Takahisa	5.1	4	4	4	3	7	0	0	0	0	0	0	1	1	0	19	22	2	6	81
YOKOYAMA Rikuto	0.1	2	0	0	1	0	0	0	0	0	0	0	0	0	0	3	4	1	0	14
SUZUKI Shota	0.2	1	2	0	1	1	0	0	0	0	0	0	0	0	0	3	4	1	0	18
SHIMIZU Tatsuya W,1-0	1.2	1	0	0	1	2	0	0	0	0	0	0	0	0	0	7	8	2	1	32
FUJIHIRA Shoma SV,1	1.0	2	0	0	0	2	0	1	0	0	0	0	0	0	0	5	6	0	1	24

Umpires: HP-Alejandro Alfredo PECERO SANCHEZ (PAN), 1B-Chieh HSU (TPE), 2B-Edgar HUERTA (MEX), 3B-Chan-Jung CHANG (TPE), CO-Chao-Chieh CHEN (TPE)  
 Scorers: Susana SANTOS (ESP), Yu-Chun WEN (TPE), Jungsub Shin (KOR)  
 TC: Enrique BURGOS (PAN), Ken HUANG (TPE)  
 Start: 18:04 Time: 4:07 Attendance: 4955 Weather: Drizzling - 24°C

# GAME SUMMARY - RESULTADO DEL JUEGO 27



## CHINESE TAIPEI – AUSTRALIA



Nov 17, 2024 at JPN, TPE, MEX (Taipei Dome)

Chinese Taipei.....110 210 303 - 11 15 0  
Australia.....001 000 101 - 3 9 2

### Chinese Taipei 11

PLAYER	AB	R	H	BI	2B	3B	HR	BB	SB	CS	HP	SH	SF	SO	IBB	KL	GDP	PO	A	E
CHEN Chen-Wei lf	6	2	3	0	0	0	0	0	0	0	0	0	0	0	0	0	0	2	0	0
LIN Li rf	6	3	5	4	0	0	1	0	2	0	0	0	0	0	0	0	0	2	0	0
CHEN Chieh-Hsien cf	3	3	1	1	0	0	3	1	0	0	0	0	1	0	1	0	0	0	0	0
TSENG Song-En dh	3	0	1	2	1	0	0	2	0	0	0	0	0	1	0	0	0	0	0	0
GILJEGILJAW Kungkuan ph/dh	1	1	1	3	0	0	1	0	0	0	0	0	0	0	0	0	0	0	0	0
PAN Chieh-Kai 3b	4	0	2	1	1	0	0	1	0	0	0	1	0	0	0	0	0	2	1	0
CHU Yu-Hsien lb	5	0	1	0	0	0	0	1	0	0	0	0	0	0	0	0	0	5	1	0
LI Kai-Wei 2b	5	1	0	0	0	0	1	0	0	0	0	0	1	0	1	0	0	2	1	0
LIN Chia-Cheng c	5	0	0	0	0	0	0	0	0	0	0	0	0	1	0	0	0	13	1	0
CHIANG Kun-Yu ss	1	0	0	0	0	0	0	0	0	0	1	0	0	0	0	0	0	0	0	0
CHANG Cheng-Yu ss	3	1	1	0	0	0	0	0	0	0	0	0	0	0	0	0	0	0	2	0
KUO Chun-Lin p	0	0	0	0	0	0	0	0	0	0	0	0	0	0	0	0	0	0	0	0
CHUANG Hsin Yen p	0	0	0	0	0	0	0	0	0	0	0	0	0	0	0	0	0	0	0	0
CHANG Yi p	0	0	0	0	0	0	0	0	0	0	0	0	0	0	0	0	0	0	0	0
LIN Kai-Wei p	0	0	0	0	0	0	0	0	0	0	0	0	0	0	0	0	0	0	0	0
CHEN Kuan-Yu p	0	0	0	0	0	0	0	0	0	0	0	0	0	0	0	0	0	0	0	0
WU Chun-Wei p	0	0	0	0	0	0	0	0	0	0	0	0	0	0	0	0	0	1	0	0
Totals	42	11	15	11	2	0	2	8	3	0	1	1	0	4	0	2	0	27	6	0

### Australia 3

PLAYER	AB	R	H	BI	2B	3B	HR	BB	SB	CS	HP	SH	SF	SO	IBB	KL	GDP	PO	A	E
BAZZANA Travis 2b	4	0	1	0	0	0	0	0	0	1	0	0	0	1	0	0	0	0	3	0
WHITEFIELD Aaron cf	4	0	0	0	0	0	0	0	0	0	0	0	0	0	0	0	0	7	0	0
GLENDINNING Robbie ss	4	0	0	0	0	0	0	0	0	0	0	0	0	3	0	2	0	0	1	1
WINGROVE Rixon lb	4	0	2	0	0	0	0	0	0	0	0	0	0	0	0	0	0	11	2	0
KENNELLY Tim rf	4	1	3	0	1	0	0	0	0	0	0	0	0	1	0	0	0	1	0	0
GEORGE Darryl 3b	4	0	1	0	1	0	0	0	0	0	0	0	0	2	0	1	0	2	5	0
HALL Alex dh	3	0	0	1	0	0	0	1	0	0	0	0	0	1	0	1	0	0	0	0
PERKINS Robbie c	4	1	1	1	0	0	1	0	0	0	0	0	0	3	0	1	0	4	0	0
MAGUIRE Solomon lf	4	1	1	1	0	0	1	0	0	0	0	0	0	1	0	0	0	0	0	0
NEUNBORN Mitch p	0	0	0	0	0	0	0	0	0	0	0	0	0	0	0	0	0	1	0	0
KENNEDY Jon p	0	0	0	0	0	0	0	0	0	0	0	0	0	0	0	0	0	0	0	1
WYNNE Coen p	0	0	0	0	0	0	0	0	0	0	0	0	0	0	0	0	0	0	0	0
THORPE Lewis p	0	0	0	0	0	0	0	0	0	0	0	0	0	0	0	0	0	0	0	0
HOLLAND Sam p	0	0	0	0	0	0	0	0	0	0	0	0	0	0	0	0	0	0	1	0
MCGRATH Daniel p	0	0	0	0	0	0	0	0	0	0	0	0	0	0	0	0	0	0	0	0
VAN STEENSEL Todd p	0	0	0	0	0	0	0	0	0	0	0	0	0	0	0	0	0	1	0	0
TOWNSEND Blake p	0	0	0	0	0	0	0	0	0	0	0	0	0	0	0	0	0	0	0	0
SHERRIFF Will p	0	0	0	0	0	0	0	0	0	0	0	0	0	0	0	0	0	0	0	0
Totals	35	3	9	3	2	0	2	1	0	1	0	0	0	12	0	5	0	27	12	2

Chinese Taipei	IP	H	R	ER	BB	SO	WP	HP	BK	IBB	SH	SF	2B	3B	HR	AB	BF	FO	GO	NP
KUO Chun-Lin	3.2	5	1	1	1	5	0	0	0	0	0	0	1	0	1	15	16	4	1	66
CHUANG Hsin Yen	0.1	0	0	0	0	1	0	0	0	0	0	0	0	0	0	1	1	0	0	7
CHANG Yi W,2-0	2.0	1	0	0	0	3	0	0	0	0	0	0	0	0	0	7	7	3	0	29
LIN Kai-Wei	1.0	1	1	1	0	2	0	0	0	0	0	0	0	0	1	4	4	1	0	16
CHEN Kuan-Yu	1.0	0	0	0	0	0	0	0	0	0	0	0	0	0	0	3	3	0	3	8
WU Chun-Wei	1.0	2	1	1	0	1	0	0	0	0	0	0	1	0	0	5	5	0	2	16

Australia	IP	H	R	ER	BB	SO	WP	HP	BK	IBB	SH	SF	2B	3B	HR	AB	BF	FO	GO	NP
NEUNBORN Mitch L,0-1	1.2	1	2	2	3	0	1	0	0	0	0	0	1	0	0	6	9	4	1	42
KENNEDY Jon	1.0	2	0	0	1	2	0	0	0	0	1	0	0	0	0	5	7	1	0	27
WYNNE Coen	0.1	0	0	0	0	0	0	1	0	0	0	0	0	0	1	2	0	1	7	
THORPE Lewis	0.2	3	2	2	1	0	0	0	0	0	0	0	1	0	0	4	5	1	0	25
HOLLAND Sam	1.0	1	1	1	1	0	0	0	0	0	0	0	0	0	0	4	5	1	2	22
MCGRATH Daniel	0.1	2	0	0	0	0	0	0	0	0	0	0	0	0	0	3	3	1	0	12
VAN STEENSEL Todd	1.1	1	1	1	0	0	0	0	0	0	0	0	0	0	0	5	5	1	3	10
TOWNSEND Blake	0.2	2	2	2	0	1	0	0	0	0	0	0	0	0	1	5	5	0	1	21
SHERRIFF Will	2.0	3	3	3	2	1	0	0	0	0	0	0	0	1	9	11	1	4	48	

Umpires: HP-Sung Chul KIM (KOR), 1B-Angel CAMPOS (USA), 2B-Christian MADERO (MEX), 3B-Yuta SUYAMA (JPN), CO-Chuan-Mu Cheng (TPE)  
 Scorers: Fuka NAKAMURA (JPN), Wayne HORNG (TPE), Jennie MOLONEY (AUS)  
 TC: Jonathan MA (HKG), Jose Augusto SANCHEZ PEREZ (MEX)  
 Start: 18:30 Time: 4:07 Attendance: 34166 Weather: - 22°C



# GAME SUMMARY - RESULTADO DEL JUEGO 28



## AUSTRALIA – KOREA



Nov 18, 2024 at JPN, TPE, MEX (Taipei Tianmu Baseball Stadium)

```
-----
Australia.....000 011 000 - 2 5 3
Korea.....001 202 00X - 5 10 0
-----
```

### Australia 2

PLAYER	AB	R	H	BI	2B	3B	HR	BB	SB	CS	HP	SH	SF	SO	IBB	KL	GDP	PO	A	E
BAZZANA Travis dh	3	0	0	1	0	0	0	1	0	0	0	0	0	2	0	0	0	0	0	0
WHITEFIELD Aaron cf	4	0	0	0	0	0	0	0	0	0	0	0	0	3	0	1	0	1	0	1
KENNELLY Tim rf	3	0	1	0	0	0	0	1	0	0	0	0	0	0	0	0	0	1	0	0
WINGROVE Rixon lb	4	1	1	0	1	0	0	0	0	0	0	0	0	0	0	0	0	5	1	0
GEORGE Darryl 3b	3	0	1	0	0	0	0	1	0	0	0	0	0	1	0	0	0	0	1	1
HALL Alex c	3	1	0	0	0	0	0	1	0	0	0	0	0	0	0	0	0	10	0	0
SPENCE Liam 2b	4	0	2	1	0	0	0	0	0	0	0	0	0	1	0	1	0	2	2	0
MAGUIRE Solomon lf	1	0	0	0	0	0	0	0	0	0	0	0	0	0	0	0	0	2	0	0
BOJARSKI Ulrich ph/lf	2	0	0	0	0	0	0	0	0	0	0	0	0	1	0	0	0	2	0	0
BOWEY Jake ph	1	0	0	0	0	0	0	0	0	0	0	0	0	1	0	0	0	0	0	0
DALE Jarryd ss	4	0	0	0	0	0	0	0	0	0	0	0	0	1	0	0	0	1	1	0
ATHERTON Tim p	0	0	0	0	0	0	0	0	0	0	0	0	0	0	0	0	0	0	1	0
KENT Steven p	0	0	0	0	0	0	0	0	0	0	0	0	0	0	0	0	0	0	1	0
GUYER Josh p	0	0	0	0	0	0	0	0	0	0	0	0	0	0	0	0	0	0	0	1
SAUPOLD Warwick p	0	0	0	0	0	0	0	0	0	0	0	0	0	0	0	0	0	0	0	0
HOLLAND Sam p	0	0	0	0	0	0	0	0	0	0	0	0	0	0	0	0	0	0	0	0
WYNNE Coen p	0	0	0	0	0	0	0	0	0	0	0	0	0	0	0	0	0	0	0	0
VAN STEENSEL Todd p	0	0	0	0	0	0	0	0	0	0	0	0	0	0	0	0	0	0	0	0
Totals	32	2	5	2	1	0	0	4	0	0	0	0	0	10	0	2	0	24	7	3

### Korea 5

PLAYER	AB	R	H	BI	2B	3B	HR	BB	SB	CS	HP	SH	SF	SO	IBB	KL	GDP	PO	A	E
HONG Changki lf	5	2	2	0	0	0	0	0	0	0	0	0	0	2	0	0	0	1	0	0
SHIN Minjae 2b	4	1	1	0	0	0	0	0	0	0	0	0	0	1	0	1	0	0	1	3
KIM Doyeong dh	4	1	3	4	0	0	1	0	0	0	0	0	0	0	0	0	0	0	0	0
MOON Bogyeong lb	4	0	2	0	0	0	0	0	0	0	0	0	0	1	0	0	0	10	1	0
SONG Sungmun 3b	2	0	0	0	0	0	0	2	0	0	0	0	0	0	0	0	0	0	2	0
YOON Donghee rf	4	0	2	0	0	0	0	0	0	0	0	0	0	1	0	0	0	2	0	0
PARK Seonghan ss	3	1	0	0	0	0	0	1	0	0	0	0	0	1	0	0	0	1	1	0
KIM Hyungjun c	4	0	0	0	0	0	0	0	0	0	0	0	0	0	0	0	0	10	1	0
CHOI Wonjun cf	2	0	0	0	0	0	0	0	0	0	0	0	0	1	0	0	0	0	0	0
LEE Juhyeong cf	2	0	0	0	0	0	0	0	0	0	0	0	0	2	0	1	0	1	0	0
KO Youngpyo p	0	0	0	0	0	0	0	0	0	0	0	0	0	0	0	0	0	1	2	0
YOU Yeongchan p	0	0	0	0	0	0	0	0	0	0	0	0	0	0	0	0	0	0	0	0
CHOI Seungyong p	0	0	0	0	0	0	0	0	0	0	0	0	0	0	0	0	0	0	0	0
LEE Youngha p	0	0	0	0	0	0	0	0	0	0	0	0	0	0	0	0	0	0	0	0
KIM Taekyeon p	0	0	0	0	0	0	0	0	0	0	0	0	0	0	0	0	0	0	1	0
SO Hyeongjun p	0	0	0	0	0	0	0	0	0	0	0	0	0	0	0	0	0	0	0	0
KIM Seohyeon p	0	0	0	0	0	0	0	0	0	0	0	0	0	0	0	0	0	0	0	0
PARK Yeonghyun p	0	0	0	0	0	0	0	0	0	0	0	0	0	0	0	0	0	0	0	0
Totals	34	5	10	4	0	0	1	3	0	0	0	1	0	9	0	1	0	27	11	0

Australia	IP	H	R	ER	BB	SO	WP	HP	BK	IBB	SH	SF	2B	3B	HR	AB	BF	FO	GO	NP
ATHERTON Tim	2.0	1	0	0	1	2	0	0	0	0	0	0	0	0	0	8	9	2	2	43
KENT Steven L,0-1	1.0	3	1	1	1	0	0	0	0	0	1	0	0	0	0	4	6	1	1	23
GUYER Josh	0.2	2	2	0	1	0	0	0	0	0	0	0	0	0	0	5	6	2	0	24
SAUPOLD Warwick	2.0	2	1	1	0	3	0	0	0	0	0	0	0	0	0	8	8	3	0	30
HOLLAND Sam	0.0	1	1	1	0	0	0	0	0	0	0	0	0	0	1	1	1	0	0	3
WYNNE Coen	1.1	1	0	0	0	1	0	0	0	0	0	0	0	0	0	5	5	1	2	22
VAN STEENSEL Todd	1.0	0	0	0	0	3	0	0	0	0	0	0	0	0	0	3	3	0	0	11

Korea	IP	H	R	ER	BB	SO	WP	HP	BK	IBB	SH	SF	2B	3B	HR	AB	BF	FO	GO	NP
KO Youngpyo	3.2	1	0	0	0	2	0	0	0	0	0	0	0	0	0	12	12	1	8	42
YOU Yeongchan	0.1	1	1	1	2	0	0	0	0	0	0	0	0	0	0	2	4	1	0	16
CHOI Seungyong	0.2	0	0	0	1	1	0	0	0	0	0	0	0	0	0	2	3	0	1	13
LEE Youngha	0.2	2	1	1	0	1	0	0	0	0	0	0	1	0	0	4	4	1	0	18
KIM Taekyeon	0.2	1	0	0	0	0	0	0	0	0	0	0	0	0	0	3	3	1	1	12
SO Hyeongjun W,2-0	1.0	0	0	0	0	2	0	0	0	0	0	0	0	0	0	3	3	1	0	14
KIM Seohyeon	1.0	0	0	0	1	1	0	0	0	0	0	0	0	0	0	3	4	1	1	16
PARK Yeonghyun SV,1	1.0	0	0	0	0	3	0	0	0	0	0	0	0	0	0	3	3	0	0	14

Umpires: HP-Shao-Wei LIN (TPE), 1B-Alessandro SPERA (ITA), 2B-Yuta SUYAMA (JPN), 3B-Hua-Wen CHI (TPE), CO-Chuan-Mu Cheng (TPE)  
 Scorers: Yu-Chun WEN (TPE), Jungsub Shin (KOR), Wayne HORNG (TPE)  
 TC: Calvin Chih-Shien YEH (TPE), Jonathan MA (HKG)  
 Start: 12:00 Time: 3:21 Attendance: 1799 Weather: Rainy - 21° C

# GAME SUMMARY - RESULTADO DEL JUEGO 29



## JAPAN – DOMINICAN REPUBLIC



Nov 18, 2024 at JPN, TPE, MEX (Taipei Tianmu Baseball Stadium)

Japan.....101 030 105 - 11 14 2  
Dominican Republic.110 001 000 - 3 8 2

### Japan 11

PLAYER	AB	R	H	BI	2B	3B	HR	BB	SB	CS	HP	SH	SF	SO	IBB	KL	GDP	PO	A	E
MURABAYASHI Itsuki 2b	6	0	0	0	0	0	0	0	0	0	0	0	0	0	0	0	0	2	2	0
KIYOMIYA Kotaro 1b	5	1	1	0	0	0	0	1	0	0	0	0	0	1	0	0	0	7	0	1
SANO keita lf	5	2	1	0	0	0	0	1	0	0	0	0	0	0	0	0	0	0	0	0
MORISHITA Shota rf	3	3	3	0	0	0	0	1	0	0	0	0	0	0	0	0	0	2	0	0
KUWAHARA Masayuki cf	1	1	1	0	0	0	0	0	0	0	0	0	0	0	0	0	0	0	0	0
KURIHARA Ryoya 3b	3	1	1	0	0	0	2	0	0	0	0	0	0	0	0	0	0	0	2	0
SAKAKURA Shogo c	2	0	1	2	0	0	0	1	0	0	0	0	0	1	0	1	0	6	0	0
KOGA Yuto c	1	1	1	1	0	0	0	1	0	0	0	0	0	0	0	0	0	5	0	0
KUREBAYASHI Kotaro ss	4	1	1	2	0	0	0	1	0	0	0	0	0	1	0	0	1	1	4	0
SATO Toshiya dh	5	1	3	2	1	0	0	0	0	0	0	0	0	1	0	0	0	0	0	0
ISOBATA Ryota cf/rf	5	0	1	2	1	0	0	0	0	0	0	0	0	2	0	0	0	3	0	0
TOGO Shosei p	0	0	0	0	0	0	0	0	0	0	0	0	0	0	0	0	0	0	0	0
INOUE Haruto p	0	0	0	0	0	0	0	0	0	0	0	0	0	0	0	0	0	1	0	1
SUMIDA Chihiro p	0	0	0	0	0	0	0	0	0	0	0	0	0	0	0	0	0	0	0	0
YOKOYAMA Rikuto p	0	0	0	0	0	0	0	0	0	0	0	0	0	0	0	0	0	0	0	0
KITAYAMA Koki p	0	0	0	0	0	0	0	0	0	0	0	0	0	0	0	0	0	0	0	0
Totals	40	11	14	10	2	0	0	8	0	0	0	0	0	6	0	1	1	27	8	2

### Dominican Republic 3

PLAYER	AB	R	H	BI	2B	3B	HR	BB	SB	CS	HP	SH	SF	SO	IBB	KL	GDP	PO	A	E
DEVERS Jose ss	4	1	1	0	0	0	0	0	0	0	0	0	0	2	0	0	0	1	0	0
HANSON Alen cf	4	0	3	1	2	0	0	0	0	0	0	0	0	1	0	0	0	1	0	0
ALCANTARA Arismendy rf	4	0	0	0	0	0	0	0	0	0	0	0	0	3	0	1	0	3	0	0
GUTIERREZ Kelvin 3b	3	1	1	0	0	0	0	1	0	0	0	0	0	0	0	0	0	2	2	0
NUNEZ Rainer 1b	4	0	0	0	0	0	0	0	0	0	0	0	0	1	0	0	0	10	1	0
CORDERO Andretty dh	4	1	1	0	1	0	0	0	0	0	0	0	0	0	0	0	0	0	0	0
MIESES Luis lf	2	0	0	0	0	0	0	0	0	0	0	0	0	0	0	0	0	0	1	0
ADOLFO Micker ph/lf	2	0	1	0	0	0	0	0	0	0	0	0	0	1	0	1	0	1	0	0
FLORENTINO Randy c	2	0	0	0	0	0	0	0	0	0	0	0	0	2	0	0	0	6	0	1
DE LA CRUZ Daneurys ph/c	2	0	0	0	0	0	0	0	0	0	0	0	0	1	0	0	0	1	0	0
DE LEON Michael 2b	4	0	1	1	1	0	0	0	0	0	0	0	0	0	0	0	1	1	5	1
PERALTA Willy p	0	0	0	0	0	0	0	0	0	0	0	0	0	0	0	0	0	0	0	0
HENRY Henry p	0	0	0	0	0	0	0	0	0	0	0	0	0	0	0	0	0	0	1	0
LOPEZ Victor p	0	0	0	0	0	0	0	0	0	0	0	0	0	0	0	0	0	0	0	0
PEREZ Hector p	0	0	0	0	0	0	0	0	0	0	0	0	0	0	0	0	0	0	0	0
RODRIGUEZ Dionys p	0	0	0	0	0	0	0	0	0	0	0	0	0	0	0	0	0	0	0	0
OGANDO Gerald p	0	0	0	0	0	0	0	0	0	0	0	0	0	0	0	0	0	0	0	0
JUAN Jorge p	0	0	0	0	0	0	0	0	0	0	0	0	0	0	0	0	0	0	0	0
PEREZ Wilber p	0	0	0	0	0	0	0	0	0	0	0	0	0	0	0	0	0	1	0	0
CASTILLO Diego p	0	0	0	0	0	0	0	0	0	0	0	0	0	0	0	0	0	0	0	0
Totals	35	3	8	2	4	0	0	1	0	0	0	0	0	11	0	2	1	27	10	2

### Japan

	IP	H	R	ER	BB	SO	WP	HP	BK	IBB	SH	SF	2B	3B	HR	AB	BF	FO	GO	NP
TOGO Shosei	4.0	5	2	2	0	6	0	0	1	0	0	0	4	0	0	17	17	5	1	63
INOUE Haruto W,2-0	2.0	1	1	1	1	3	1	0	0	0	0	0	0	0	0	7	8	0	3	31
SUMIDA Chihiro	1.0	0	0	0	0	2	0	0	0	0	0	0	0	0	0	4	4	0	1	18
YOKOYAMA Rikuto	1.0	1	0	0	0	0	0	0	0	0	0	0	0	0	0	4	4	1	2	12
KITAYAMA Koki	1.0	1	0	0	0	0	0	0	0	0	0	0	0	0	0	3	3	1	1	9

### Dominican Republic

	IP	H	R	ER	BB	SO	WP	HP	BK	IBB	SH	SF	2B	3B	HR	AB	BF	FO	GO	NP
PERALTA Willy	1.0	2	1	1	2	0	0	0	0	0	0	0	0	0	0	5	7	3	0	30
HENRY Henry	2.0	3	1	1	2	2	0	0	0	0	0	0	0	0	0	8	10	1	2	42
LOPEZ Victor	1.0	0	0	0	0	1	0	0	0	0	0	0	0	0	0	3	3	2	0	14
PEREZ Hector L,0-1	0.0	2	3	3	2	0	1	0	0	0	0	0	0	0	0	2	4	0	0	15
RODRIGUEZ Dionys	2.0	0	0	0	0	1	0	0	0	0	0	0	0	0	0	5	5	1	3	15
OGANDO Gerald	1.0	2	1	1	0	1	0	0	0	0	0	0	0	0	0	5	5	0	2	22
JUAN Jorge	1.0	0	0	0	0	1	0	0	0	0	0	0	0	0	0	3	3	2	0	13
PEREZ Wilber	0.2	3	4	4	1	0	0	0	0	0	0	0	0	0	0	5	6	1	1	23
CASTILLO Diego	0.1	2	1	1	1	0	0	0	0	0	0	0	2	0	0	4	5	1	0	14

Umpires: HP-Chieh HSU (TPE), 1B-Edwin LOUISA (NED), 2B-Ruben RAMOS (PUR), 3B-Sung Chul KIM (KOR), CO-Chuan-Mu Cheng (TPE)  
Scorers: Jungsub Shin (KOR), Wayne HORNG (TPE), Yu-Chun WEN (TPE)  
TC: Ken HUANG (TPE), Calvin Chih-Shien YEH (TPE)  
Start: 18:04 Time: 3:22 Attendance: 2572 Weather: Rain - 20°C

# GAME SUMMARY - RESULTADO DEL JUEGO 30



## CUBA – CHINESE TAIPEI



Nov 18, 2024 at JPN, TPE, MEX (Taipei Dome)

Cuba.....000 000 000 - 0 4 0  
 Chinese Taipei.....001 100 00X - 2 9 0

Cuba 0

PLAYER	AB	R	H	BI	2B	3B	HR	BB	SB	CS	HP	SH	SF	SO	IBB	KL	GDP	PO	A	E
SANTOS Roel cf	4	0	1	0	0	0	0	0	0	0	0	0	0	1	0	0	0	1	0	0
MONCADA Yoan 3b	4	0	0	0	0	0	0	0	0	0	0	0	0	2	0	0	0	2	1	0
DRAKE Yadir rf	4	0	0	0	0	0	0	0	0	0	0	0	0	3	0	0	0	1	0	0
DESPAIGNE Alfredo dh	3	0	0	0	0	0	0	0	0	0	0	0	0	1	0	1	0	0	0	0
MARTINEZ Ariel lb	3	0	1	0	1	0	0	0	0	0	0	0	0	0	0	0	0	5	2	0
ARRUEBARRUENA Erisbe ss	2	0	1	0	1	0	0	0	0	0	0	0	0	1	0	0	0	1	0	0
MUJICA Yadir 2b	1	0	0	0	0	0	0	0	0	0	0	0	0	0	0	0	0	0	2	0
GUIBERT Yoelkis lf	3	0	0	0	0	0	0	0	0	0	0	0	0	1	0	0	0	1	0	0
PEREZ Andryc c	3	0	1	0	0	0	0	0	0	0	0	0	0	0	0	0	0	9	2	0
WALTERS Jean Harvin 2b/ss	2	0	0	0	0	0	0	0	0	0	0	0	0	1	0	0	0	0	2	0
BALDOQUIN Roberto ss	1	0	0	0	0	0	0	0	0	0	0	0	0	1	0	0	0	2	1	0
YERA Yoennis p	0	0	0	0	0	0	0	0	0	0	0	0	0	0	0	0	0	1	0	0
PADRON Yusniel p	0	0	0	0	0	0	0	0	0	0	0	0	0	0	0	0	0	0	0	0
MAURIS Yankiel p	0	0	0	0	0	0	0	0	0	0	0	0	0	0	0	0	0	1	0	0
REYES Leodan p	0	0	0	0	0	0	0	0	0	0	0	0	0	0	0	0	0	0	0	0
Totals	30	0	4	0	2	0	0	0	0	0	0	0	0	11	0	1	0	24	10	0

Chinese Taipei 2

PLAYER	AB	R	H	BI	2B	3B	HR	BB	SB	CS	HP	SH	SF	SO	IBB	KL	GDP	PO	A	E
CHIU Chih-Cheng cf	4	0	0	0	0	0	0	0	0	0	0	0	0	1	0	0	0	0	1	0
GILJEGILJAW Kungkuan dh	4	0	1	1	1	0	0	0	0	0	0	0	0	2	0	0	0	0	0	0
LIN An-Ko rf	4	0	2	0	1	0	0	0	0	0	0	0	0	0	0	0	0	2	0	0
TSENG Song-En lf	1	1	0	0	0	0	1	0	0	0	0	0	0	0	0	0	0	0	0	0
CHU Yu-Hsien ph/lf/lb	2	0	1	0	0	0	0	0	0	0	0	0	0	1	0	0	0	2	0	0
PAN Chieh-Kai 3b	4	0	2	0	0	0	0	0	0	1	0	0	0	0	0	0	1	1	3	0
DAI Pei-Fong c	4	0	3	0	1	0	0	0	0	0	0	0	0	1	0	0	0	11	1	0
CHANG Cheng-Yu ss	3	0	0	1	0	0	0	1	0	0	0	0	0	1	0	0	0	0	3	0
LIN Chia-Cheng lb	3	0	0	0	0	0	0	0	0	0	0	0	0	2	0	0	0	10	0	0
CHEN Chen-Wei lf	0	0	0	0	0	0	0	0	0	0	0	0	0	0	0	0	0	0	0	0
YUEH Tung-Hua 2b	2	1	0	0	0	0	0	1	0	0	0	0	0	1	0	1	0	1	3	0
HUANG Tzu-Peng p	0	0	0	0	0	0	0	0	0	0	0	0	0	0	0	0	0	0	1	0
WANG Chih-Hsuan p	0	0	0	0	0	0	0	0	0	0	0	0	0	0	0	0	0	0	0	0
CHEN Kuan-Wei p	0	0	0	0	0	0	0	0	0	0	0	0	0	0	0	0	0	0	0	0
HUANG En-Sih p	0	0	0	0	0	0	0	0	0	0	0	0	0	0	0	0	0	0	0	0
LIN Kai-Wei p	0	0	0	0	0	0	0	0	0	0	0	0	0	0	0	0	0	0	0	0
CHEN Kuan-Yu p	0	0	0	0	0	0	0	0	0	0	0	0	0	0	0	0	0	0	0	0
WU Chun-Wei p	0	0	0	0	0	0	0	0	0	0	0	0	0	0	0	0	0	0	0	0
Totals	31	2	9	2	3	0	0	2	1	1	0	0	0	9	0	1	1	27	12	0

Cuba	IP	H	R	ER	BB	SO	WP	HP	BK	IBB	SH	SF	2B	3B	HR	AB	BF	FO	GO	NP
YERA Yoennis L,0-1	4.0	4	2	2	2	3	0	0	0	0	0	0	1	0	0	16	18	4	5	80
PADRON Yusniel	2.0	3	0	0	0	4	0	0	0	0	0	0	2	0	0	8	8	1	0	44
MAURIS Yankiel	1.0	2	0	0	0	1	0	0	0	0	0	0	0	0	0	5	5	0	2	21
REYES Leodan	1.0	0	0	0	0	1	0	0	0	0	0	0	0	0	0	2	2	0	1	11

Chinese Taipei	IP	H	R	ER	BB	SO	WP	HP	BK	IBB	SH	SF	2B	3B	HR	AB	BF	FO	GO	NP
HUANG Tzu-Peng	1.1	0	0	0	0	2	0	0	0	0	0	0	0	0	0	4	4	0	2	16
WANG Chih-Hsuan W,1-0	1.2	1	0	0	0	1	0	0	0	0	0	0	1	0	0	6	6	3	1	22
CHEN Kuan-Wei	1.2	1	0	0	0	3	0	0	0	0	0	0	1	0	0	6	6	1	1	25
HUANG En-Sih	1.1	2	0	0	0	2	0	0	0	0	0	0	0	0	0	5	5	0	1	19
LIN Kai-Wei	1.0	0	0	0	0	0	0	0	0	0	0	0	0	0	0	3	3	0	3	7
CHEN Kuan-Yu	1.0	0	0	0	0	1	0	0	0	0	0	0	0	0	0	3	3	1	1	13
WU Chun-Wei SV,3	1.0	0	0	0	0	2	0	0	0	0	0	0	0	0	0	3	3	0	1	11

Umpires: HP-Christian MADERO (MEX), 1B-Angel CAMPOS (USA), 2B-Edgar HUERTA (MEX), 3B-Kenichi UMEKI (JPN), CO-Chao-Chieh CHEN (TPE)  
 Scorers: Fuka NAKAMURA (JPN), Susana SANTOS (ESP), Jennie MOLONEY (AUS)  
 TC: Enrique BURGOS (PAN), Jose Augusto SANCHEZ PEREZ (MEX)  
 Start: 18:31 Time: 2:59 Attendance: 30924 Weather: 23° C

# INDIVIDUAL LEADERS SUMMARY – Group A RESUMEN DE LIDERES INDIVIDUALES – Grupo A

(INCLUDING GAMES 1-15 – INCLUYENDO JUEGOS DEL 1 AL 15)

## BATTING LEADERS – LIDERES OFENSIVOS

### BATTING AVERAGE (min 2.7 PA/G)

1.	SHAW Matthew James, USA	.579
2.	SIMPSON Chandler L, USA	.550
3.	GAITAN LOPEZ Jose, MEX	.526
4.	GREGORIUS Mariekso, NED	.500
5.	SCHOOP Sharlon Rom, NED	.450
6.	RICHARDSON Denzel, NED	.400
7.	CEBALLOS ROSA Sabi, PUR	.389
-	DIDDER Ray-Patrick, NED	.389
-	SANTOS THILL Jhonn, PAN	.389
10.	3 Tied at	.385

### SLUGGING PCT (min 2.7 PA/G)

1.	WARD Ryan Joseph, USA	1.133
2.	TREJO Alan Ray, MEX	1.077
3.	SANTOS THILL Jhonn, PAN	1.056
4.	SHAW Matthew James, USA	1.053
5.	GAITAN LOPEZ Jose, MEX	.895
6.	PAGAN RODRIGUEZ Ez, PUR	.875
7.	RICHARDSON Denzel, NED	.850
8.	CEBALLOS ROSA Sabi, PUR	.833
9.	GREGORIUS Mariekso, NED	.818

### ON BASE PCT (min 2.7 PA/G)

1.	SHAW Matthew James, USA	.609
-	SIMPSON Chandler L, USA	.609
3.	GAITAN LOPEZ Jose, MEX	.591
4.	JOHNSON Termarr Je, USA	.529
5.	GREGORIUS Mariekso, NED	.500
6.	CEBALLOS ROSA Sabi, PUR	.476
-	SCHOOP Sharlon Rom, NED	.476
8.	PAGAN RODRIGUEZ Ez, PUR	.474
9.	TREJO Alan Ray, MEX	.467

### RUNS

1.	SIMPSON Chandler L, USA	7
2.	CLEMENTINA Hendrik, NED	6
-	GREGORIUS Mariekso, NED	6
-	JOHNSON Termarr Je, USA	6
-	PALACIOS LEON Jerm, VEN	6
-	SHAW Matthew James, USA	6
7.	5 Tied at	5

### HITS

1.	GREGORIUS Mariekso, NED	11
-	SHAW Matthew James, USA	11
-	SIMPSON Chandler L, USA	11
4.	GAITAN LOPEZ Jose, MEX	10
5.	SCHOOP Sharlon Rom, NED	9
6.	RICHARDSON Denzel, NED	8
7.	5 Tied at	7

### RBI

1.	SHAW Matthew James, USA	12
2.	WARD Ryan Joseph, USA	10
3.	ROJAS VALENZUELA J, MEX	6
4.	ADRIANZA PALMA Ehi, VEN	5
-	CEBALLOS ROSA Sabi, PUR	5
-	CLEMENTINA Hendrik, NED	5
-	SCHOOP Jonathan Ru, NED	5
-	SCHOOP Sharlon Rom, NED	5
-	TREJO Alan Ray, MEX	5
10.	8 Tied at	4

### DOUBLES

1.	GAITAN LOPEZ Jose, MEX	4
-	SANTOS THILL Jhonn, PAN	4
3.	CASTILLO RODRIGUE, VEN	3
-	CRAWFORD Justin Ca, USA	3
-	FLORES DEVIA Ramon, VEN	3
-	RICHARDSON Denzel, NED	3
-	SCHOOP Jonathan Ru, NED	3
-	TREJO Alan Ray, MEX	3
9.	7 Tied at	2

### TRIPLES

1.	PAGAN RODRIGUEZ Ez, PUR	1
-	SANTOS THILL Jhonn, PAN	1
-	SCHOOP Jonathan Ru, NED	1
-	SHAW Matthew James, USA	1

### HOMERUNS

1.	WARD Ryan Joseph, USA	4
2.	13 Tied at	2

### TOTAL BASES

1.	SHAW Matthew James, USA	20
2.	SANTOS THILL Jhonn, PAN	19
3.	GREGORIUS Mariekso, NED	18
4.	GAITAN LOPEZ Jose, MEX	17
-	RICHARDSON Denzel, NED	17
-	WARD Ryan Joseph, USA	17
7.	CEBALLOS ROSA Sabi, PUR	15
-	CLEMENTINA Hendrik, NED	15
-	SCHOOP Sharlon Rom, NED	15
10.	3 Tied at	14

### WALKS

1.	VAZ Javier Rafeal, PUR	6
2.	WILLIAMS Carson Ev, USA	5
3.	CARTER JR Vernon C, MEX	4
-	JOHNSON Termarr Je, USA	4
-	PALACIOS LEON Jerm, VEN	4
-	ROJAS VALENZUELA J, MEX	4
-	SCHOOP Jonathan Ru, NED	4
8.	6 Tied at	3

### HIT BY PITCH

1.	14 Tied at	1
----	------------	---

### SACRIFICE HITS

1.	CASTILLO RODRIGUE, VEN	1
-	MONTES TORRES John, PUR	1
-	PALACIOS LEON Jerm, VEN	1
-	REYES QUEREIGUA An, VEN	1
-	RODRIGUEZ RAMIREZ, VEN	1
-	SIMPSON Chandler L, USA	1

### SACRIFICE FLY

1.	11 Tied at	1
----	------------	---

### STOLEN BASES

1.	SIMPSON Chandler L, USA	6
2.	SHAW Matthew James, USA	3
-	WILLIAMS Carson Ev, USA	3
4.	9 Tied at	1

### PLATE APPEARANCES

1.	SIMPSON Chandler L, USA	24
2.	SHAW Matthew James, USA	23
3.	10 Tied at	22

### AT BATS

1.	GREGORIUS Mariekso, NED	22
-	MUNOZ MENDOZA Edga, PAN	22
3.	ALVAREZ ROMERO And, MEX	21
-	CLEMENTINA Hendrik, NED	21
-	PROFAR Juremi Greg, NED	21
6.	4 Tied at	20

### CAUGHT STEALING

1.	CASTILLO RODRIGUE, VEN	1
-	CENTENO APONTE Jua, PUR	1
-	FLORES DEVIA Ramon, VEN	1
-	GAITAN LOPEZ Jose, MEX	1
-	PEREZ Juan Samuel, MEX	1
-	PEREZ BOLIVAR Hern, VEN	1
-	REYES QUEREIGUA An, VEN	1
-	RIVERA TORRES Yadi, PUR	1
-	VAZ Javier Rafeal, PUR	1

### STRIKEOUTS

1.	RAMOS MORALES Jose, PAN	10
2.	RITTER Lucas, USA	8
-	ROSS TARABOCHIE Sh, PUR	8
4.	CARTER JR Vernon C, MEX	7
-	CLEMENTINA Hendrik, NED	7
-	GAITAN LOPEZ Jose, MEX	7
7.	8 Tied at	6

### STRIKEOUTS LOOKING

1.	GAITAN LOPEZ Jose, MEX	4
-	ROSS TARABOCHIE Sh, PUR	4
3.	SANTOS THILL Jhonn, PAN	3
4.	9 Tied at	2

### GDP

1.	DIDDER Ray-Patrick, NED	2
-	PROFAR Juremi Greg, NED	2
-	SCHOOP Jonathan Ru, NED	2
4.	11 Tied at	1

# INDIVIDUAL LEADERS SUMMARY – Group A

## RESUMEN DE LIDERES INDIVIDUALES – Grupo A

(INCLUDING GAMES 1-15 – INCLUYENDO JUEGOS DEL 1 AL 15)

### PITCHING LEADERS – LIDERES EN PITCHEO

**EARNED RUN AVG (min 0.8 IP/G)**

1.	BALDONADO FORSYTHE, PAN	0.00
-	BENITEZ ROMAN Jorg, PUR	0.00
-	HILL Richard Josep, USA	0.00
-	MENENDEZ Antonio D, USA	0.00
-	PINTO VALERA Ricar, VEN	0.00
6.	SANCHEZ OQUENDO Ma, VEN	1.50
7.	KELLY Kevin Keary, NED	2.00
8.	MOSQUEDA HERNANDEZ, VEN	2.08
9.	BERMUDEZ DE JESUS, PUR	2.16
10.	3 Tied at	2.25

**OPPOSING AVG (min 0.8 IP/G)**

1.	BENITEZ ROMAN Jorg, PUR	.071
-	MOSQUEDA HERNANDEZ, VEN	.071
3.	KELLY Kevin Keary, NED	.107
4.	BALDONADO FORSYTHE, PAN	.125
5.	BERRIOS FLORES Osv, PUR	.150
-	SANCHEZ OQUENDO Ma, VEN	.150
7.	PINTO VALERA Ricar, VEN	.171
8.	BERMUDEZ DE JESUS, PUR	.172
9.	HILL Richard Josep, USA	.182

**INNINGS PITCHED**

1.	BARRIA SOTO Jaime, PAN	10.0
-	PINTO VALERA Ricar, VEN	10.0
3.	KELLY Kevin Keary, NED	9.0
4.	BERMUDEZ DE JESUS, PUR	8.1
5.	HILL Richard Josep, USA	6.1
6.	BERRIOS FLORES Osv, PUR	6.0
-	MARTIS Shairon Ben, NED	6.0
-	SANCHEZ OQUENDO Ma, VEN	6.0
-	STANKIEWICZ Theodo, MEX	6.0
10.	3 Tied at	5.0

**STRIKEOUTS**

1.	MOSQUEDA HERNANDEZ, VEN	10
-	SANCHEZ OQUENDO Ma, VEN	10
3.	BERMUDEZ DE JESUS, PUR	9
-	HILL Richard Josep, USA	9
5.	BALDONADO FORSYTHE, PAN	8
-	PINTO VALERA Ricar, VEN	8
7.	KELLY Kevin Keary, NED	7
8.	4 Tied at	6

**WINS**

1.	MENENDEZ Antonio D, USA	2
-	PINTO VALERA Ricar, VEN	2
3.	11 Tied at	1

**SAVES**

1.	ALANIZ JR Ruben, MEX	2
2.	BALDONADO FORSYTHE, PAN	1
-	BURGOS AROSEMENA E, PAN	1
-	CRUZ TORRES Luis L, PUR	1
-	MOSQUEDA HERNANDEZ, VEN	1
-	VIZCAYA FREITEZ An, VEN	1

**GAMES**

1.	BENITEZ ROMAN Jorg, PUR	4
2.	14 Tied at	3

**GAMES STARTED**

1.	BARRIA SOTO Jaime, PAN	2
-	BERMUDEZ DE JESUS, PUR	2
-	HILL Richard Josep, USA	2
-	MARTIS Shairon Ben, NED	2
-	PINTO VALERA Ricar, VEN	2
6.	20 Tied at	1

**SACRIFICE HITS AGAINST**

1.	ADLER Eric Michael, USA	3
2.	BRETO FERNANDEZ Li, VEN	2
CRUZ TORRES Luis L, PUR		1

**SACRIFICE FLIES AGAINST**

1.	11 Tied at	1
----	------------	---

**LOSSES**

1.	15 Tied at	1
----	------------	---

**WILD PITCHES**

1.	CRUZ TORRES Luis L, PUR	2
-	GONZALEZ ORTIZ Vic, MEX	2
-	MENDOZA SANDOVAL A, PAN	2
-	MIRANDA OSORIO Lui, MEX	2
-	RAMIREZ LUGO Ruben, PUR	2
6.	7 Tied at	1

**BALKS**

1.	AGRAZAL ESPINOSA D, PAN	1
-	FIERRO VELAZQUEZ E, MEX	1
-	HILL Richard Josep, USA	1
-	LAWRENCE Casey Lee, USA	1

**HIT BY PITCH**

1.	BERRIOS FLORES Osv, PUR	2
-	MARTIS Shairon Ben, NED	2
3.	10 Tied at	1

**HITS ALLOWED**

1.	MARTIS Shairon Ben, NED	17
2.	SANTIAGO RONDON An, PUR	15
3.	BARRIA SOTO Jaime, PAN	13
4.	MIRANDA OSORIO Lui, MEX	9
5.	BANUELOS NAJERA Ma, MEX	7
-	DE BLOK Tom Robin, NED	7
-	PEREZ Jorge Antoni, MEX	7
-	STANKIEWICZ Theodo, MEX	7
9.	3 Tied at	6

**RUNS ALLOWED**

1.	MARTIS Shairon Ben, NED	15
2.	SANTIAGO RONDON An, PUR	10
3.	MIRANDA OSORIO Lui, MEX	8
4.	BARRIA SOTO Jaime, PAN	6
5.	BANUELOS NAJERA Ma, MEX	5
-	TIMMERMANS Kaj, NED	5
7.	7 Tied at	4

**EARNED RUNS (min 0.8 IP/G)**

1.	BALDONADO FORSYTHE, PAN	0
-	BENITEZ ROMAN Jorg, PUR	0
-	HILL Richard Josep, USA	0
-	MENENDEZ Antonio D, USA	0
-	PINTO VALERA Ricar, VEN	0
6.	4 Tied at	1

**WALKS ALLOWED (min 0.8 IP/G)**

1.	BERRIOS FLORES Osv, PUR	0
-	FIERRO VELAZQUEZ E, MEX	0
-	HERNANDEZ GUERRA K, PAN	0
-	MOSQUEDA HERNANDEZ, VEN	0
-	SANCHEZ OQUENDO Ma, VEN	0
-	SANTIAGO RONDON An, PUR	0
-	VARGAS RANGEL Jesu, VEN	0
8.	8 Tied at	1

## INDIVIDUAL LEADERS SUMMARY – Group A

### RESUMEN DE LIDERES INDIVIDUALES – Grupo A

(INCLUDING GAMES 1-15 – INCLUYENDO JUEGOS DEL 1 AL 15)

#### FIELDING LEADERS – LIDERES DEFENSIVOS

##### PUTOUTS

-----		
1.	PEREZ ALVAREZ Carl, VEN	52
2.	QUIROZ CASTILLO Ca, PAN	51
3.	GONZALES GONZALES, PAN	39
-	ROJAS VALENZUELA J, MEX	39
5.	RITTER Lucas, USA	33
6.	CLEMENTINA Hendrik, NED	30
-	ROSS TARABOCHIE Sh, PUR	30
8.	WILSON DELGADO Irv, MEX	26
9.	1 Tied at	22

##### ASSISTS

-----		
1.	MUNOZ MENDOZA Edga, PAN	18
2.	ALVAREZ ROMERO And, MEX	16
-	WILLIAMS Carson Ev, USA	16
4.	EVANS Phillip Math, MEX	13
-	GREGORIUS Mariekso, NED	13
-	TEJADA ABREGO Rube, PAN	13
7.	CEBALLOS ROSA Sabi, PUR	12
-	JOHNSON Termarr Je, USA	12
9.	TREJO Alan Ray, MEX	11

##### ERRORS

-----		
1.	WILLIAMS Carson Ev, USA	2
2.	17 Tied at	1

##### CAUGHT STEALING

-----		
1.	GONZALES GONZALES, PAN	3
2.	CENTENO APONTE Jua, PUR	1
-	CLEMENTINA Hendrik, NED	1
-	CRUZ TORRES Luis L, PUR	1
-	MACIVER William Jo, USA	1
-	PEREZ ALVAREZ Carl, VEN	1
-	WILSON DELGADO Irv, MEX	1



## TEAM'S STATS RANKING – Group A

### ESTADÍSTICAS POR EQUIPO – Grupo A

(INCLUDING GAMES 1-15 – INCLUYENDO JUEGOS DEL 1 AL 15)

#### BATTING – BATEO

TEAM	AVG	G	AB	R	H	2B	3B	HR	RBI	TB	SLG%	BB	HP	SO	GDP	OB%	SF	SH	SB-ATT
Netherlands	.363	5	179	37	65	14	1	10	32	111	.620	9	1	23	8	.395	1	0	0-0
United States of America	.317	5	164	36	52	9	1	9	36	90	.549	23	2	45	1	.401	3	1	14-14
Venezuela	.312	5	157	31	49	14	0	8	28	87	.554	14	3	26	2	.373	3	4	1-5
Panama	.244	5	168	22	41	11	1	9	21	81	.482	9	2	41	0	.286	3	0	2-2
Mexico	.225	5	160	23	36	8	0	7	22	65	.406	21	3	46	3	.324	1	0	3-5
Puerto Rico	.225	5	160	19	36	7	1	5	16	60	.375	20	3	52	3	.322	0	1	1-4
<b>TOTALS</b>	<b>.282</b>	<b>15</b>	<b>988</b>	<b>168</b>	<b>279</b>	<b>63</b>	<b>4</b>	<b>48</b>	<b>155</b>	<b>494</b>	<b>.500</b>	<b>96</b>	<b>14</b>	<b>233</b>	<b>17</b>	<b>.351</b>	<b>11</b>	<b>6</b>	<b>21-30</b>

#### PITCHING – PITCHEO

TEAM	ERA	W-L	SV	IP	GS	CG	SHO	H	R	ER	BB	SO	2B	3B	HR	AB	B/Avg	WP	HP	BKIBB	SHA	SFA	
Venezuela	2.36	4-1	2	42.0	5	0	0	28	13	11	15	57	3	2	5	148	.189	0	1	0	0	2	2
United States of America	2.41	3-2	0	41.0	5	0	0	32	13	11	8	48	5	0	6	148	.216	2	1	2	0	3	1
Panama	4.84	3-2	2	44.2	5	0	0	47	25	24	17	36	10	0	7	177	.266	3	1	1	0	0	0
Mexico	6.91	2-3	2	43.0	5	0	0	63	34	33	12	38	16	2	9	184	.342	5	3	1	0	0	2
Puerto Rico	7.24	1-4	1	41.0	5	0	0	53	36	33	17	27	11	0	9	170	.312	5	4	0	0	1	1
Netherlands	10.07	2-3	0	39.1	5	0	0	56	47	44	27	27	18	0	12	161	.348	2	4	0	0	0	5
<b>TOTALS</b>	<b>5.59</b>	<b>15-15</b>	<b>7</b>	<b>251.0</b>	<b>30</b>	<b>0</b>	<b>0</b>	<b>279</b>	<b>168</b>	<b>156</b>	<b>96</b>	<b>233</b>	<b>63</b>	<b>4</b>	<b>48</b>	<b>988</b>	<b>.282</b>	<b>17</b>	<b>14</b>	<b>4</b>	<b>0</b>	<b>6</b>	<b>11</b>

#### DEFENSE – DEFENSA

TEAM	C	PO	A	E	DP	FLD%	CSB	SBA	SBA%	CI	PB
Netherlands	155	118	35	2	5	.987	1	2	.667	0	0
United States of America	172	123	45	4	5	.977	1	2	.667	0	1
Venezuela	159	126	31	2	1	.987	1	1	.500	0	1
Panama	191	134	52	5	3	.974	3	4	.571	0	0
Mexico	185	129	53	3	3	.984	1	4	.800	0	1
Puerto Rico	165	123	39	3	4	.982	2	8	.800	0	0
<b>TOTALS</b>	<b>1027</b>	<b>753</b>	<b>255</b>	<b>19</b>	<b>21</b>	<b>.981</b>	<b>9</b>	<b>21</b>	<b>.700</b>	<b>0</b>	<b>3</b>

# INDIVIDUAL LEADERS SUMMARY – Group B

## RESUMEN DE LIDERES INDIVIDUALES – Grupo B

(INCLUDING GAMES 16-30 – INCLUYENDO JUEGOS DEL 16 AL 30)

### BATTING LEADERS – LIDERES OFENSIVOS

#### BATTING AVERAGE (min 2.7 PA/G)

1. CHEN Chieh-Hsien, TPE	.571
- MORISHITA Shota, JPN	.571
3. SAKAKURA Shogo, JPN	.455
4. KIM Doyeong, KOR	.412
5. PAN Chieh-Kai, TPE	.389
6. PARK Dongwon, KOR	.375
7. DRAKE DOMINGUEZ Ya, CUB	.368
- KOZONO Kaito, JPN	.368
9. 1 Tied at	.357

#### RUNS

1. MORISHITA Shota, JPN	10
2. KUWAHARA Masayuki, JPN	5
- SANTOS MARTINEZ Ro, CUB	5
4. 9 Tied at	4

#### DOUBLES

1. CORDERO MEDINA And, DOM	2
- HANSON MICHEL Alen, DOM	2
- KIM Doyeong, KOR	2
- MOON Bogyong, KOR	2
- MORISHITA Shota, JPN	2
- PARK Dongwon, KOR	2
7. 23 Tied at	1

#### TOTAL BASES

1. KIM Doyeong, KOR	18
2. MORISHITA Shota, JPN	13
3. ALCANTARA VICENTE, DOM	11
- CHEN Chieh-Hsien, TPE	11
- DRAKE DOMINGUEZ Ya, CUB	11
- PARK Dongwon, KOR	11
7. LIN Li, TPE	10
8. PERKINS Robert Rya, AUS	9
- TAYLOR-WINGROVE Ri, AUS	9
10. 5 Tied at	8

#### SACRIFICE HITS

1. SHIN Minjae, KOR	3
2. KUWAHARA Masayuki, JPN	2
3. DE LEON Michael, DOM	1
- HANSON MICHEL Alen, DOM	1
- MUJICA DIAZ Yadir, CUB	1
- PAN Chieh-Kai, TPE	1
- WALTERS VALDES Jea, CUB	1

#### PLATE APPEARANCES

1. HONG Changki, KOR	23
- SANTOS MARTINEZ Ro, CUB	23
3. DRAKE DOMINGUEZ Ya, CUB	22
- MORISHITA Shota, JPN	22
5. 7 Tied at	21

#### STRIKEOUTS

1. PERKINS Robert Rya, AUS	9
- YOON Donghee, KOR	9
3. ARRUEBARRUENA ESCA, CUB	8
- DRAKE DOMINGUEZ Ya, CUB	8
- MOON Bogyong, KOR	8
6. ALCANTARA VICENTE, DOM	7
- GLENDINNING Robert, AUS	7
8. 7 Tied at	6

#### SLUGGING PCT (min 2.7 PA/G)

1. KIM Doyeong, KOR	1.059
2. MORISHITA Shota, JPN	.929
3. CHEN Chieh-Hsien, TPE	.786
4. ALCANTARA VICENTE, DOM	.688
- PARK Dongwon, KOR	.688
6. PERKINS Robert Rya, AUS	.643
7. LIN Li, TPE	.588
8. DRAKE DOMINGUEZ Ya, CUB	.579
9. PARK Seonghan, KOR	.500

#### HITS

1. CHEN Chieh-Hsien, TPE	8
- MORISHITA Shota, JPN	8
3. DRAKE DOMINGUEZ Ya, CUB	7
- KIM Doyeong, KOR	7
- KOZONO Kaito, JPN	7
- PAN Chieh-Kai, TPE	7
7. 3 Tied at	6

#### TRIPLES

1. GUTIERREZ HERRERA, DOM	1
- HALL Alex Jared Br, AUS	1
- PARK Seonghan, KOR	1
- SANTOS MARTINEZ Ro, CUB	1

#### WALKS

1. CHEN Chieh-Hsien, TPE	4
- CHU Yu-Hsien, TPE	4
- KURIHARA Ryoya, JPN	4
- MORISHITA Shota, JPN	4
- TSENG Song-En, TPE	4
6. 12 Tied at	3

#### SACRIFICE FLY

1. MORISHITA Shota, JPN	2
2. KURIHARA Ryoya, JPN	1
- LIN Li, TPE	1
- PERKINS Robert Rya, AUS	1
- SANO keita, JPN	1
- SATO Toshiya, JPN	1
- TATSUMI Ryosuke, JPN	1

#### AT BATS

1. SANTOS MARTINEZ Ro, CUB	20
- WHITEFIELD Aaron J, AUS	20
3. 7 Tied at	19

#### STRIKEOUTS LOOKING

1. ARRUEBARRUENA ESCA, CUB	4
- YOON Donghee, KOR	4
3. GLENDINNING Robert, AUS	3
- PERKINS Robert Rya, AUS	3
5. ALCANTARA VICENTE, DOM	2
- CHOI Wonjun, KOR	2
- MUJICA DIAZ Yadir, CUB	2
- NUNEZ PUELLO Raine, DOM	2
- WHITEFIELD Aaron J, AUS	2
10. 30 Tied at	1

#### ON BASE PCT (min 2.7 PA/G)

1. CHEN Chieh-Hsien, TPE	.667
2. MORISHITA Shota, JPN	.636
3. SAKAKURA Shogo, JPN	.600
4. KURIHARA Ryoya, JPN	.474
5. DRAKE DOMINGUEZ Ya, CUB	.455
6. KIM Doyeong, KOR	.444
7. PARK Seonghan, KOR	.438
8. TSENG Song-En, TPE	.429
9. 1 Tied at	.421

#### RBI

1. KIM Doyeong, KOR	10
2. MORISHITA Shota, JPN	6
3. DRAKE DOMINGUEZ Ya, CUB	5
- LIN Li, TPE	5
- PERKINS Robert Rya, AUS	5
6. 6 Tied at	4

#### HOMERUNS

1. KIM Doyeong, KOR	3
2. ALCANTARA VICENTE, DOM	2
- PERKINS Robert Rya, AUS	2
4. 17 Tied at	1

#### HIT BY PITCH

1. MORISHITA Shota, JPN	2
2. 14 Tied at	1

#### STOLEN BASES

1. ALCANTARA VICENTE, DOM	3
- KOZONO Kaito, JPN	3
3. BAZZANA Travis Wil, AUS	2
- CHEN Chieh-Hsien, TPE	2
- LIN Li, TPE	2
- PARK Seonghan, KOR	2
7. 12 Tied at	1

#### CAUGHT STEALING

1. BAZZANA Travis Wil, AUS	1
- CESPEDES URBAN Ric, DOM	1
- GLENDINNING Robert, AUS	1
- HANSON MICHEL Alen, DOM	1
- KOZONO Kaito, JPN	1
- PAN Chieh-Kai, TPE	1
- RODRIGUEZ GARCIA C, CUB	1
- WHITEFIELD Aaron J, AUS	1

#### GDP

1. DE LEON Michael, DOM	2
- HANSON MICHEL Alen, DOM	2
- PAN Chieh-Kai, TPE	2
4. 17 Tied at	1

# INDIVIDUAL LEADERS SUMMARY – Group B

## RESUMEN DE LIDERES INDIVIDUALES – Grupo B

(INCLUDING GAMES 16-30 – INCLUYENDO JUEGOS DEL 16 AL 30)

### PITCHING LEADERS – LIDERES EN PITCHEO

#### EARNED RUN AVG (min 0.8 IP/G)

1. GWAK Been, KOR	0.00
- HUANG Tzu-Peng, TPE	0.00
- KILOME PERALTA Fra, DOM	0.00
- KIM Seohyeon, KOR	0.00
- SAIKI Hiroto, JPN	0.00
6. FERNANDEZ ECHAVARR, DOM	1.50
7. VARGAS LESCAILLE A, CUB	1.59
8. PADRON ARTILES Yus, CUB	1.69
9. 3 Tied at	1.80

#### STRIKEOUTS

1. INOUE Haruto, JPN	11
2. VARGAS LESCAILLE A, CUB	10
3. FUJIHIRA Shoma, JPN	8
- SUMIDA Chihiro, JPN	8
- TAKAHASHI Hiroto, JPN	8
- YERA MONTALVO Yoen, CUB	8
7. HAYAKAWA Takahisa, JPN	7
- MOINELO PITA Livan, CUB	7
9. 6 Tied at	6

#### GAMES

1. CHEN Kuan-Wei, TPE	4
- CHEN Kuan-Yu, TPE	4
- HOLLAND Samuel Jos, AUS	4
- KIM Seohyeon, KOR	4
- WU Chun-Wei, TPE	4
- WYNNE Coen James W, AUS	4
7. 24 Tied at	3

#### SACRIFICE FLIES AGAINST

1. CHEN Po-Ching, TPE	1
- GUTIERREZ JIMENEZ, CUB	1
- LOPEZ LOPEZ Victor, DOM	1
- MOINELO PITA Livan, CUB	1
- PADRON ARTILES Yus, CUB	1
- RODRIGUEZ PEREZ Di, DOM	1
- SARDUY MEDINA Dari, CUB	1
- THORPE Lewis James, AUS	1

#### BALKS

1. PADRON ARTILES Yus, CUB	1
- TOGO Shosei, JPN	1

#### HITS ALLOWED

1. GUYER Joshua Alexa, AUS	7
- TAKAHASHI Hiroto, JPN	7
- YERA MONTALVO Yoen, CUB	7
4. CASTILLO Diego, DOM	6
- INOUE Haruto, JPN	6
- KO Youngpyo, KOR	6
- PADRON ARTILES Yus, CUB	6
- PERALTA DISHMEY W, DOM	6
9. 8 Tied at	5

#### WALKS ALLOWED (min 0.8 IP/G)

1. KILOME PERALTA Fra, DOM	0
- SUMIDA Chihiro, JPN	0
- TAKAHASHI Hiroto, JPN	0
- TOGO Shosei, JPN	0
- WU Chun-Wei, TPE	0
- WYNNE Coen James W, AUS	0
7. 9 Tied at	1

#### OPPOSING AVG (min 0.8 IP/G)

1. HUANG Tzu-Peng, TPE	.000
2. KILOME PERALTA Fra, DOM	.063
3. SAUPOLD Warwick An, AUS	.118
4. LIN Yu-Min, TPE	.125
5. VARGAS LESCAILLE A, CUB	.150
6. SAIKI Hiroto, JPN	.158
7. SUMIDA Chihiro, JPN	.188
8. YERA MONTALVO Yoen, CUB	.194
9. 1 Tied at	.211

#### WINS

1. CHANG Yi, TPE	2
- INOUE Haruto, JPN	2
- SO Hyeongjun, KOR	2
4. 9 Tied at	1

#### GAMES STARTED

1. ATHERTON Timothy I, AUS	2
- HUANG Tzu-Peng, TPE	2
- KO Youngpyo, KOR	2
- PERALTA DISHMEY W, DOM	2
- YERA MONTALVO Yoen, CUB	2
6. 20 Tied at	1

#### LOSSES

1. MOINELO PITA Livan, CUB	2
2. 13 Tied at	1

#### HIT BY PITCH

1. MOINELO PITA Livan, CUB	3
2. VARGAS LESCAILLE A, CUB	2
3. 11 Tied at	1

#### RUNS ALLOWED

1. MOINELO PITA Livan, CUB	8
2. KO Youngpyo, KOR	6
3. CASTILLO Diego, DOM	5
- PEREZ PINALES Hect, DOM	5
- TOWNSEND Blake And, AUS	5
6. GUYER Joshua Alexa, AUS	4
- HAYAKAWA Takahisa, JPN	4
- PEREZ SANCHEZ Wilb, DOM	4
- SHERRIFF William R, AUS	4
10. 8 Tied at	3

#### INNINGS PITCHED

1. YERA MONTALVO Yoen, CUB	10.0
2. HUANG Tzu-Peng, TPE	7.1
3. INOUE Haruto, JPN	7.0
4. PERALTA DISHMEY W, DOM	6.1
5. FERNANDEZ ECHAVARR, DOM	6.0
6. KO Youngpyo, KOR	5.2
- SAIKI Hiroto, JPN	5.2
- VARGAS LESCAILLE A, CUB	5.2
9. 1 Tied at	5.1

#### SAVES

1. WU Chun-Wei, TPE	3
2. OTA Taisei, JPN	2
3. FUJIHIRA Shoma, JPN	1
- MARTINEZ PEREZ Rai, CUB	1
- PARK Yeonghyun, KOR	1

#### SACRIFICE HITS AGAINST

1. KENNEDY Jon Robert, AUS	2
2. GUYER Joshua Alexa, AUS	1
- KENT Steven John, AUS	1
- LEE Youngha, KOR	1
- MAURIS GUTIERREZ Y, CUB	1
- MOINELO PITA Livan, CUB	1
- PERALTA DISHMEY W, DOM	1
- TAKAHASHI Hiroto, JPN	1
- WU Chun-Wei, TPE	1

#### WILD PITCHES

1. NEUNBORN Mitchell, AUS	2
2. 8 Tied at	1

#### INTENTIONAL WALKS

1. CHEN Po-Ching, TPE	1
- KENT Steven John, AUS	1
- MEDINA GARCIA Fran, CUB	1
- RODRIGUEZ SANCHEZ, DOM	1
- SHERRIFF William R, AUS	1

#### EARNED RUNS (min 0.8 IP/G)

1. GWAK Been, KOR	0
- HUANG Tzu-Peng, TPE	0
- KILOME PERALTA Fra, DOM	0
- KIM Seohyeon, KOR	0
- SAIKI Hiroto, JPN	0
6. 9 Tied at	1

# INDIVIDUAL LEADERS SUMMARY – Group B

## RESUMEN DE LIDERES INDIVIDUALES – Grupo B

(INCLUDING GAMES 16-30 – INCLUYENDO JUEGOS DEL 16 AL 30)

### FIELDING LEADERS – LIDERES DEFENSIVOS

#### PUTOUTS

1.	SAKAKURA Shogo, JPN	46
2.	LIN Chia-Cheng, TPE	45
3.	TAYLOR-WINGROVE Ri, AUS	40
4.	CHU Yu-Hsien, TPE	34
-	MOON Bogyeong, KOR	34
-	NUNEZ PUELLO Raine, DOM	34
7.	MARTINEZ MARRERO A, CUB	32
8.	MAKI Shugo, JPN	31
9.	PEREZ GARCIA Andry, CUB	30

#### ASSISTS

1.	DE LEON Michael, DOM	14
-	SHIN Minjae, KOR	14
3.	GENDA Sosuke, JPN	13
4.	BAZZANA Travis Wil, AUS	12
5.	CHIANG Kun-Yu, TPE	11
-	LI Kai-Wei, TPE	11
7.	3 Tied at	10

#### ERRORS

1.	FLORENTINO BENZAN, DOM	2
-	GEORGE Darryl Roy, AUS	2
-	GLENDINNING Robert, AUS	2
-	GUIBERT STIVEN Yoe, CUB	2
5.	17 Tied at	1

#### CAUGHT STEALING

1.	PEREZ GARCIA Andry, CUB	2
-	PERKINS Robert Rya, AUS	2
3.	INOUE Haruto, JPN	1
-	LIN Chia-Cheng, TPE	1
-	PARK Dongwon, KOR	1
-	RODRIGUEZ CRUZ Fra, DOM	1

## TEAM'S STATS RANKING – Group B

### ESTADÍSTICAS POR EQUIPO – Grupo B

(INCLUDING GAMES 16-30 – INCLUYENDO JUEGOS DEL 16 AL 30)

#### BATTING – BATEO

TEAM	AVG	G	AB	R	H	2B	3B	HR	RBI	TB	SLG%	BB	HP	SO	GDP	OB%	SF	SH	SB-ATT
Japan	.306	5	170	36	52	8	0	2	32	66	.388	27	5	30	2	.404	6	2	4-5
Chinese Taipei	.258	5	163	22	42	6	0	6	22	66	.405	18	2	33	5	.337	1	1	5-6
Korea	.250	5	164	28	41	8	1	5	25	66	.402	12	3	54	3	.313	0	3	7-7
Cuba	.235	5	166	15	39	3	1	3	12	53	.319	18	3	47	5	.321	0	2	1-2
Australia	.228	5	162	16	37	3	1	6	16	60	.370	15	3	56	1	.304	1	0	3-6
Dominican Republic	.224	5	161	16	36	7	1	2	13	51	.317	11	0	41	7	.273	0	2	6-8
TOTALS	.250	30	986	133	247	35	4	24	120	362	.367	101	16	261	23	.328	8	10	26-34

#### PITCHING – PITCHEO

TEAM	ERA	W-L	SV	IP	GS	CG	SHO	H	R	ER	BB	SO	2B	3B	HR	AB	B/Avg	WP	HP	BKIBB	SHA	SFA
Chinese Taipei	1.80	4-1	3	45.0	5	0	0	27	10	9	9	47	7	0	4	158	.171	0	1	0	1	1
Japan	2.80	5-0	3	45.0	5	0	0	38	16	14	9	63	7	1	4	170	.224	1	1	1	0	1
Korea	4.81	3-2	1	43.0	5	0	0	46	24	23	17	38	5	0	7	169	.272	1	3	0	0	1
Dominican Republic	5.02	1-4	0	43.0	5	0	0	44	28	24	24	39	5	2	2	163	.270	5	3	0	1	1
Cuba	5.14	1-4	1	42.0	5	0	0	42	26	24	22	47	6	1	3	157	.268	2	6	1	1	2
Australia	5.14	1-4	0	42.0	5	0	0	50	29	24	20	27	5	0	4	169	.296	2	2	0	2	4
TOTALS	4.08	15-15	8	260.0	30	0	0	247	133	118	101	261	35	4	24	986	.251	11	16	2	5	10

#### DEFENSE – DEFENSA

TEAM	C	PO	A	E	DP	FLD%	CSB	SBA	SBA%	CI	PB
Japan	179	135	41	3	3	.983	1	3	.750	0	0
Chinese Taipei	189	135	51	3	3	.984	1	3	.750	0	0
Korea	189	129	58	2	5	.989	1	5	.833	0	0
Cuba	173	126	43	4	4	.977	2	6	.750	0	0
Australia	183	126	50	7	6	.962	2	6	.750	0	0
Dominican Republic	179	129	44	6	7	.966	1	3	.750	1	1
TOTALS	1092	780	287	25	49	.977	17	26	.605	1	1

# INDIVIDUAL LEADERS SUMMARY RESUMEN DE LIDERES INDIVIDUALES

(INCLUDING GAMES 1-30 – INCLUYENDO JUEGOS DEL 1 AL 30)

## BATTING LEADERS – LIDERES OFENSIVOS

### BATTING AVERAGE (min 2.7 PA/G)

1.	SHAW Matthew James, USA	.579
2.	CHEN Chieh-Hsien, TPE	.571
-	MORISHITA Shota, JPN	.571
4.	SIMPSON Chandler L, USA	.550
5.	GAITAN LOPEZ Jose, MEX	.526
6.	GREGORIUS Mariekso, NED	.500
7.	SAKAKURA Shogo, JPN	.455
8.	SCHOOP Sharlon Rom, NED	.450
9.	KIM Doyeong, KOR	.412

### RUNS

1.	MORISHITA Shota, JPN	10
2.	SIMPSON Chandler L, USA	7
3.	CLEMENTINA Hendrik, NED	6
-	GREGORIUS Mariekso, NED	6
-	JOHNSON Termarr Je, USA	6
-	PALACIOS LEON Jerm, VEN	6
-	SHAW Matthew James, USA	6
8.	7 Tied at	5

### DOUBLES

1.	GAITAN LOPEZ Jose, MEX	4
-	SANTOS THILL Jhonn, PAN	4
3.	CASTILLO RODRIGUEZ, VEN	3
-	CRAWFORD Justin Ca, USA	3
-	FLORES DEVIA Ramon, VEN	3
-	RICHARDSON Denzel, NED	3
-	SCHOOP Jonathan Ru, NED	3
-	TREJO Alan Ray, MEX	3
9.	13 Tied at	2

### TOTAL BASES

1.	SHAW Matthew James, USA	20
2.	SANTOS THILL Jhonn, PAN	19
3.	GREGORIUS Mariekso, NED	18
-	KIM Doyeong, KOR	18
5.	GAITAN LOPEZ Jose, MEX	17
-	RICHARDSON Denzel, NED	17
-	WARD Ryan Joseph, USA	17
8.	2 Tied at	15

### SACRIFICE HITS

1.	SHIN Minjae, KOR	3
2.	KUWAHARA Masayuki, JPN	2
3.	11 Tied at	1

### PLATE APPEARANCES

1.	SIMPSON Chandler L, USA	24
2.	HONG Changki, KOR	23
-	SANTOS MARTINEZ Ro, CUB	23
-	SHAW Matthew James, USA	23
5.	12 Tied at	22

### STRIKEOUTS

1.	RAMOS MORALES Jose, PAN	10
2.	PERKINS Robert Rya, AUS	9
-	YOON Donghee, KOR	9
4.	ARRUEBARRUENA ESCA, CUB	8
-	DRAKE DOMINGUEZ Ya, CUB	8
-	MOON Bogyeeong, KOR	8
-	RITTER Lucas, USA	8
-	ROSS TARABOCHIE Sh, PUR	8
9.	5 Tied at	7

### SLUGGING PCT (min 2.7 PA/G)

1.	WARD Ryan Joseph, USA	1.133
2.	TREJO Alan Ray, MEX	1.077
3.	KIM Doyeong, KOR	1.059
4.	SANTOS THILL Jhonn, PAN	1.056
5.	SHAW Matthew James, USA	1.053
6.	MORISHITA Shota, JPN	.929
7.	GAITAN LOPEZ Jose, MEX	.895
8.	PAGAN RODRIGUEZ Ez, PUR	.875
9.	RICHARDSON Denzel, NED	.850

### HITS

1.	GREGORIUS Mariekso, NED	11
-	SHAW Matthew James, USA	11
-	SIMPSON Chandler L, USA	11
4.	GAITAN LOPEZ Jose, MEX	10
5.	SCHOOP Sharlon Rom, NED	9
6.	CHEN Chieh-Hsien, TPE	8
-	MORISHITA Shota, JPN	8
-	RICHARDSON Denzel, NED	8
9.	9 Tied at	7

### TRIPLES

1.	GUTIERREZ HERRERA, DOM	1
-	HALL Alex Jared Br, AUS	1
-	PAGAN RODRIGUEZ Ez, PUR	1
-	PARK Seonghan, KOR	1
-	SANTOS MARTINEZ Ro, CUB	1
-	SANTOS THILL Jhonn, PAN	1
-	SCHOOP Jonathan Ru, NED	1
-	SHAW Matthew James, USA	1

### WALKS

1.	VAZ Javier Rafeal, PUR	6
2.	WILLIAMS Carson Ev, USA	5
3.	10 Tied at	4

### SACRIFICE FLY

1.	MORISHITA Shota, JPN	2
2.	17 Tied at	1

### AT BATS

1.	GREGORIUS Mariekso, NED	22
-	MUNOZ MENDOZA Edga, PAN	22
3.	ALVAREZ ROMERO And, MEX	21
-	CLEMENTINA Hendrik, NED	21
-	PROFAR Juremi Greg, NED	21
6.	7 Tied at	20

### STRIKEOUTS LOOKING

1.	ARRUEBARRUENA ESCA, CUB	4
-	GAITAN LOPEZ Jose, MEX	4
-	ROSS TARABOCHIE Sh, PUR	4
-	YOON Donghee, KOR	4
5.	GLENDINNING Robert, AUS	3
-	PERKINS Robert Rya, AUS	3
-	SANTOS THILL Jhonn, PAN	3
8.	14 Tied at	2

### ON BASE PCT (min 2.7 PA/G)

1.	CHEN Chieh-Hsien, TPE	.667
2.	MORISHITA Shota, JPN	.636
3.	SHAW Matthew James, USA	.609
-	SIMPSON Chandler L, USA	.609
5.	SAKAKURA Shogo, JPN	.600
6.	GAITAN LOPEZ Jose, MEX	.591
7.	JOHNSON Termarr Je, USA	.529
8.	GREGORIUS Mariekso, NED	.500
9.	1 Tied at	.476

### RBI

1.	SHAW Matthew James, USA	12
2.	KIM Doyeong, KOR	10
-	WARD Ryan Joseph, USA	10
4.	MORISHITA Shota, JPN	6
-	ROJAS VALENZUELA J, MEX	6
6.	9 Tied at	5

### HOMERUNS

1.	WARD Ryan Joseph, USA	4
2.	KIM Doyeong, KOR	3
3.	15 Tied at	2

### HIT BY PITCH

1.	MORISHITA Shota, JPN	2
2.	28 Tied at	1

### STOLEN BASES

1.	SIMPSON Chandler L, USA	6
2.	ALCANTARA VICENTE, DOM	3
-	KOZONO Kaito, JPN	3
-	SHAW Matthew James, USA	3
-	WILLIAMS Carson Ev, USA	3
6.	BAZZANA Travis Wil, AUS	2
-	CHEN Chieh-Hsien, TPE	2
-	LIN Li, TPE	2
-	PARK Seonghan, KOR	2
10.	21 Tied at	1

### CAUGHT STEALING

1.	17 Tied at	1
----	------------	---

### GDP

1.	DE LEON Michael, DOM	2
-	DIDDER Ray-Patrick, NED	2
-	HANSON MICHEL Alen, DOM	2
-	PAN Chieh-Kai, TPE	2
-	PROFAR Juremi Greg, NED	2
-	SCHOOP Jonathan Ru, NED	2
7.	28 Tied at	1

# INDIVIDUAL LEADERS SUMMARY

## RESUMEN DE LIDERES INDIVIDUALES

(INCLUDING GAMES 1-30 – INCLUYENDO JUEGOS DEL 1 AL 30)

### PITCHING LEADERS – LIDERES EN PITCHEO

#### EARNED RUN AVG (min 0.8 IP/G)

-	
1. 9 Tied at	0.00

#### STRIKEOUTS

1. INOUE Haruto, JPN	11
2. MOSQUEDA HERNANDEZ, VEN	10
- SANCHEZ OQUENDO Ma, VEN	10
- VARGAS LESCAILLE A, CUB	10
5. BERMUDEZ DE JESUS, PUR	9
- HILL Richard Josep, USA	9
7. 6 Tied at	8

#### GAMES

1. BENITEZ ROMAN Jorg, PUR	4
- CHEN Kuan-Wei, TPE	4
- CHEN Kuan-Yu, TPE	4
- HOLLAND Samuel Jos, AUS	4
- KIM Seohyeon, KOR	4
- WU Chun-Wei, TPE	4
- WYNNE Coen James W, AUS	4
8. 38 Tied at	3

#### SACRIFICE FLIES AGAINST

1. 19 Tied at	1
---------------	---

#### BALKS

1. AGRAZAL ESPINOSA D, PAN	1
- FIERRO VELAZQUEZ E, MEX	1
- HILL Richard Josep, USA	1
- LAWRENCE Casey Lee, USA	1
- PADRON ARTILES Yus, CUB	1
- TOGO Shosei, JPN	1

#### HITS ALLOWED

1. MARTIS Shairon Ben, NED	17
2. SANTIAGO RONDON An, PUR	15
3. BARRIA SOTO Jaime, PAN	13
4. MIRANDA OSORIO Lui, MEX	9
5. 7 Tied at	7

#### WALKS ALLOWED (min 0.8 IP/G)

1. 13 Tied at	0
---------------	---

#### OPPOSING AVG (min 0.8 IP/G)

1. HUANG Tzu-Peng, TPE	.000
2. KILOME PERALTA Fra, DOM	.063
3. BENITEZ ROMAN Jorg, PUR	.071
- MOSQUEDA HERNANDEZ, VEN	.071
5. KELLY Kevin Keary, NED	.107
6. SAUPOLD Warwick An, AUS	.118
7. BALDONADO FORSYTHE, PAN	.125
- LIN Yu-Min, TPE	.125
9. 3 Tied at	.150

#### WINS

1. CHANG Yi, TPE	2
- INOUE Haruto, JPN	2
- MENENDEZ Antonio D, USA	2
- PINTO VALERA Ricar, VEN	2
- SO Hyeongjun, KOR	2
6. 20 Tied at	1

#### GAMES STARTED

-	
1. 9 Tied at	2

#### LOSSES

1. MOINELO PITA Livan, CUB	2
2. 28 Tied at	1

#### HIT BY PITCH

1. MOINELO PITA Livan, CUB	3
2. BERRIOS FLORES Osv, PUR	2
- MARTIS Shairon Ben, NED	2
- VARGAS LESCAILLE A, CUB	2
5. 21 Tied at	1

#### RUNS ALLOWED

1. MARTIS Shairon Ben, NED	15
2. SANTIAGO RONDON An, PUR	10
3. MIRANDA OSORIO Lui, MEX	8
- MOINELO PITA Livan, CUB	8
5. BARRIA SOTO Jaime, PAN	6
- KO Youngpyo, KOR	6
7. 5 Tied at	5

#### INNINGS PITCHED

1. BARRIA SOTO Jaime, PAN	10.0
- PINTO VALERA Ricar, VEN	10.0
- YERA MONTALVO Yoen, CUB	10.0
4. KELLY Kevin Keary, NED	9.0
5. BERMUDEZ DE JESUS, PUR	8.1
6. HUANG Tzu-Peng, TPE	7.1
7. INOUE Haruto, JPN	7.0
8. HILL Richard Josep, USA	6.1
- PERALTA DISHMEY W, DOM	6.1
10. 5 Tied at	6.0

#### SAVES

1. WU Chun-Wei, TPE	3
2. ALANIZ JR Ruben, MEX	2
- OTA Taisei, JPN	2
4. 8 Tied at	1

#### SACRIFICE HITS AGAINST

1. ADLER Eric Michael, USA	3
2. BRETO FERNANDEZ Li, VEN	2
- KENNEDY Jon Robert, AUS	2
4. 9 Tied at	1

#### WILD PITCHES

1. CRUZ TORRES Luis L, PUR	2
- GONZALEZ ORTIZ Vic, MEX	2
- MENDOZA SANDOVAL A, PAN	2
- MIRANDA OSORIO Lui, MEX	2
- NEUNBORN Mitchell, AUS	2
- RAMIREZ LUGO Ruben, PUR	2
7. 16 Tied at	1

#### INTENTIONAL WALKS

1. CHEN Po-Ching, TPE	1
- KENT Steven John, AUS	1
- MEDINA GARCIA Fran, CUB	1
- RODRIGUEZ SANCHEZ, DOM	1
- SHERRIFF William R, AUS	1

#### EARNED RUNS (min 0.8 IP/G)

-	
1. 9 Tied at	0



# INDIVIDUAL LEADERS SUMMARY

## RESUMEN DE LIDERES INDIVIDUALES

(INCLUDING GAMES 1-30 – INCLUYENDO JUEGOS DEL 1 AL 30)

### FIELDING LEADERS – LIDERES DEFENSIVOS

#### PUTOUTS

-----		
1.	PEREZ ALVAREZ Carl, VEN	52
2.	QUIROZ CASTILLO Ca, PAN	51
3.	SAKAKURA Shogo, JPN	46
4.	LIN Chia-Cheng, TPE	45
5.	TAYLOR-WINGROVE Ri, AUS	40
6.	GONZALES GONZALES, PAN	39
-	ROJAS VALENZUELA J, MEX	39
8.	2 Tied at	34

#### ASSISTS

-----		
1.	MUNOZ MENDOZA Edga, PAN	18
2.	ALVAREZ ROMERO And, MEX	16
-	WILLIAMS Carson Ev, USA	16
4.	DE LEON Michael, DOM	14
-	SHIN Minjae, KOR	14
6.	EVANS Phillip Math, MEX	13
-	GENDA Sosuke, JPN	13
-	GREGORIUS Mariekso, NED	13
-	TEJADA ABREGO Rube, PAN	13
10.	3 Tied at	12

#### ERRORS

-----		
1.	FLORENTINO BENZAN, DOM	2
-	GEORGE Darryl Roy, AUS	2
-	GLENDINNING Robert, AUS	2
-	GUIBERT STIVEN Yoe, CUB	2
-	WILLIAMS Carson Ev, USA	2
6.	34 Tied at	1

#### CAUGHT STEALING

-----		
1.	GONZALES GONZALES, PAN	3
2.	PEREZ GARCIA Andry, CUB	2
-	PERKINS Robert Rya, AUS	2
4.	10 Tied at	1

## TEAM'S STATS RANKING ESTADÍSTICAS POR EQUIPO

(INCLUDING GAMES 1-30 – INCLUYENDO JUEGOS DEL 1 AL 30)

### BATTING – BATEO

TEAM	AVG	G	AB	R	H	2B	3B	HR	RBI	TB	SLG%	BB	HP	SO	GDP	OB%	SF	SH	SB-ATT
Netherlands	.363	5	179	37	65	14	1	10	32	111	.620	9	1	23	8	.395	1	0	0-0
United States of America	.317	5	164	36	52	9	1	9	35	90	.549	23	2	45	1	.401	3	1	14-14
Venezuela	.312	5	157	31	49	14	0	8	28	87	.554	14	3	26	2	.373	3	4	1-5
Japan	.306	5	170	36	52	8	0	2	32	66	.388	27	5	30	2	.404	6	2	4-5
Chinese Taipei	.258	5	163	22	42	6	0	6	22	66	.405	18	2	33	5	.337	1	1	5-6
Korea	.250	5	164	28	41	8	1	5	25	66	.402	12	3	54	3	.313	0	3	7-7
Panama	.244	5	168	22	41	11	1	9	21	81	.482	9	2	41	0	.286	3	0	2-2
Cuba	.235	5	166	15	39	3	1	3	12	53	.319	18	3	47	5	.321	0	2	1-2
Australia	.228	5	162	16	37	3	1	6	16	60	.370	15	3	56	1	.304	1	0	3-6
Mexico	.225	5	160	23	36	8	0	7	22	65	.406	21	3	46	3	.324	1	0	3-5
Puerto Rico	.225	5	160	19	36	7	1	5	16	60	.375	20	3	52	3	.322	0	1	1-4
Dominican Republic	.224	5	161	16	36	7	1	2	13	51	.317	11	0	41	7	.273	0	2	6-8
TOTALS	.266	30	1974	301	526	98	8	72	274	856	.434	197	30	494	40	.339	19	16	47-64

### PITCHING – PITCHEO

TEAM	ERA	W-L	SV	IP	GS	CG	SHO	H	R	ER	BB	SO	2B	3B	HR	AB	B/Avg	WP	HP	BKIBB	SHA	SFA	
Chinese Taipei	1.80	4-1	3	45.0	5	0	0	27	10	9	9	47	7	0	4	158	.171	0	1	0	1	1	1
Venezuela	2.36	4-1	2	42.0	5	0	0	28	13	11	15	57	3	2	5	148	.189	0	1	0	0	2	2
United States of America	2.41	3-2	0	41.0	5	0	0	32	13	11	8	48	5	0	6	148	.216	2	1	2	0	3	1
Japan	2.80	5-0	3	45.0	5	0	0	38	16	14	9	63	7	1	4	170	.224	1	1	1	0	1	0
Korea	4.81	3-2	1	43.0	5	0	0	46	24	23	17	38	5	0	7	169	.272	1	3	0	0	1	0
Panama	4.84	3-2	2	44.2	5	0	0	47	25	24	17	36	10	0	7	177	.266	3	1	1	0	0	0
Dominican Republic	5.02	1-4	0	43.0	5	0	0	44	28	24	24	39	5	2	2	163	.270	5	3	0	1	1	2
Cuba	5.14	1-4	1	42.0	5	0	0	42	26	24	22	47	6	1	3	157	.268	2	6	1	1	2	4
Australia	5.14	1-4	0	42.0	5	0	0	50	29	24	20	27	5	0	4	169	.296	2	2	0	2	4	1
Mexico	6.91	2-3	2	43.0	5	0	0	63	34	33	12	38	16	2	9	184	.342	5	3	1	0	0	2
Puerto Rico	7.24	1-4	1	41.0	5	0	0	53	36	33	17	27	11	0	9	170	.312	5	4	0	0	1	1
Netherlands	10.07	2-3	0	39.1	5	0	0	56	47	44	27	27	18	0	12	161	.348	2	4	0	0	0	5
TOTALS	4.83	30-30	15	511.0	60	0	0	526	301	274	197	494	98	8	72	1974	.266	28	30	6	5	16	19

### DEFENSE – DEFENSA

TEAM	C	PO	A	E	DP	FLD%	CSB	SBA	SBA%	CI	PB
Netherlands	155	118	35	2	5	.987	1	2	.667	0	0
United States of America	172	123	45	4	5	.977	1	2	.667	0	1
Venezuela	159	126	31	2	1	.987	1	1	.500	0	1
Japan	179	135	41	3	3	.983	1	3	.750	0	0
Chinese Taipei	189	135	51	3	3	.984	1	3	.750	0	0
Korea	189	129	58	2	5	.989	1	5	.833	0	0
Panama	191	134	52	5	3	.974	3	4	.571	0	0
Cuba	173	126	43	4	4	.977	2	6	.750	0	0
Australia	183	126	50	7	6	.962	2	6	.750	0	0
Mexico	185	129	53	3	3	.984	1	4	.800	0	1
Puerto Rico	165	123	39	3	4	.982	2	8	.800	0	0
Dominican Republic	179	129	44	6	7	.966	1	3	.750	1	1
TOTALS	2119	1533	542	44	49	.979	17	47	.734	1	4

# TEAM'S STATS – ESTADÍSTICAS DE EQUIPO

(INCLUDING GAMES 16-30 – INCLUYENDO JUEGOS DEL 16 AL 30)



# AUSTRALIA

# AUS

(All Games, Sorted by Batting Avg)

Record: Tournament: 1-4 / Opening Round: 1-4 /

#	PLAYER	AVG	GP-GS	AB	R	H	2B	3B	HR	RBI	TB	SLG%	BB	HP	SO	GDP	OB%	SF	SH	SB-ATT
15	SPENCE Liam John	.500	1-1	4	0	2	0	0	0	1	2	.500	0	0	1	0	.500	0	0	0-0
7	GEORGE Darryl Roy	.313	5-5	16	1	5	1	0	0	1	6	.375	3	0	6	0	.421	0	0	0-0
23	KENNELLY Timothy J	.278	5-5	18	2	5	1	0	0	1	6	.333	2	1	6	0	.381	0	0	0-0
4	BAZZANA Travis Wil	.263	5-5	19	1	5	0	0	0	1	5	.263	2	0	6	0	.333	0	0	2-3
52	TAYLOR-WINGROVE Ri	.263	5-5	19	2	5	1	0	1	3	9	.474	1	0	5	0	.300	0	0	0-0
9	PERKINS Robert Rya	.214	4-4	14	2	3	0	0	2	5	9	.643	0	0	9	0	.200	1	0	0-0
6	GLENDINNING Robert	.214	4-4	14	3	3	0	0	1	1	6	.429	2	1	7	1	.353	0	0	1-2
2	WHITEFIELD Aaron J	.200	5-5	20	1	4	0	0	0	0	4	.200	1	0	5	0	.238	0	0	0-1
50	MAGUIRE Solomon Ze	.200	2-2	5	1	1	0	0	1	1	4	.800	0	0	1	0	.200	0	0	0-0
10	HALL Alex Jared Br	.176	5-5	17	2	3	0	1	0	1	5	.294	2	0	4	0	.263	0	0	0-0
60	BOJARSKI Ulrich	.100	4-3	10	1	1	0	0	1	1	4	.400	2	1	3	0	.308	0	0	0-0
43	DALE Jarryd James	.000	3-1	4	0	0	0	0	0	0	0	.000	0	0	1	0	.000	0	0	0-0
34	BOWEY Jake Bradley	.000	2-0	2	0	0	0	0	0	0	0	.000	0	0	2	0	.000	0	0	0-0
Totals		.228		162	16	37	3	1	6	16	60	.370	15	3	56	1	.304	1	0	3-6
Opponents		.296		169	29	50	5	0	4	25	67	.396	20	2	27	4	.375	1	4	6-8

(All Games, Sorted by Earned Run Avg)

#	PLAYER	ERA	W-L	SV	IP	G	GS	CG	SHO	H	R	ER	BB	SO	2B	3B	HR	AB	B/Avg	WP	HP	BK	IBB	SHA	SFA
11	MCCRATH Daniel Eve	0.00	0-0	0	2.0	3	0	0	0	2	0	0	0	1	0	0	0	8	.250	0	0	0	0	0	0
55	KENNEDY Jon Robert	0.00	0-0	0	3.0	3	0	0	0	5	2	0	1	4	0	0	0	13	.385	0	0	0	0	2	0
26	WILKINS Luke James	0.00	0-0	0	2.0	2	0	0	0	2	0	0	2	0	0	0	0	7	.286	0	0	0	0	0	0
37	ATHERTON Timothy I	1.80	0-0	0	5.0	3	2	0	0	5	1	1	1	4	0	0	0	20	.250	0	0	0	0	0	0
30	SAUPOLD Warwick An	1.80	0-0	0	5.0	2	1	0	0	2	1	1	1	4	0	0	0	17	.118	0	0	0	0	0	0
31	WYNNE Coen James W	2.25	1-0	0	4.0	4	0	0	0	3	1	1	0	4	1	0	0	14	.214	0	1	0	0	0	0
21	VAN STEENSEL Todd	2.70	0-0	0	3.1	3	0	0	0	2	1	1	0	3	0	0	0	12	.167	0	0	0	0	0	0
25	KENT Steven John	3.00	0-1	0	3.0	2	0	0	0	3	1	1	2	1	0	0	0	10	.300	0	0	0	1	1	0
40	HOLLAND Samuel Jos	7.36	0-0	0	3.2	4	0	0	0	4	3	3	2	2	0	0	1	15	.267	0	0	0	0	0	0
20	GUYER Joshua Alexa	7.71	0-0	0	2.1	2	0	0	0	7	4	2	2	1	2	0	0	13	.538	0	0	0	0	1	0
22	NEUNBORN Mitchell	10.13	0-1	0	2.2	2	1	0	0	3	3	3	3	0	1	0	0	11	.273	2	0	0	0	0	0
56	SHERRIFF William R	12.00	0-0	0	3.0	2	0	0	0	4	4	4	3	1	0	0	1	13	.308	0	1	0	1	0	0
18	THORPE Lewis James	20.25	0-1	0	1.1	2	1	0	0	4	3	3	3	0	1	0	0	6	.667	0	0	0	0	0	1
54	TOWNSEND Blake And	21.60	0-1	0	1.2	3	0	0	0	4	5	4	0	2	0	0	2	10	.400	0	0	0	0	0	0
Totals		5.14	1-4	0	42.0	5	5	0	0	50	29	24	20	27	5	0	4	169	.296	2	2	0	2	4	1
Opponents		3.27	4-1	2	44.0	5	5	0	0	37	16	16	15	56	3	1	6	162	.228	1	3	0	0	0	1

(All Games, Sorted by Fielding Pct)

#	PLAYER	C	PO	A	E	DP	FLD%	CSB	SBA	SBA%	CI	PB
52	TAYLOR-WINGROVE Ri	45	40	5	0	5	1.000	0	0	0	0	0
9	PERKINS Robert Rya	21	18	3	0	1	1.000	2	6	.750	0	0
4	BAZZANA Travis Wil	20	8	12	0	5	1.000	0	0	0	0	0
10	HALL Alex Jared Br	10	10	0	0	0	1.000	0	0	0	0	0
60	BOJARSKI Ulrich	8	8	0	0	0	1.000	0	0	0	0	0
23	KENNELLY Timothy J	7	7	0	0	0	1.000	0	0	0	0	0
15	SPENCE Liam John	4	2	2	0	0	1.000	0	0	0	0	0
43	DALE Jarryd James	3	2	1	0	0	1.000	0	0	0	0	0
50	MAGUIRE Solomon Ze	2	2	0	0	0	1.000	0	0	0	0	0
22	NEUNBORN Mitchell	2	2	0	0	0	1.000	0	0	0	0	0
25	KENT Steven John	1	0	1	0	0	1.000	0	0	0	0	0
37	ATHERTON Timothy I	1	0	1	0	0	1.000	0	0	0	0	0
40	HOLLAND Samuel Jos	1	0	1	0	0	1.000	0	0	0	0	0
56	SHERRIFF William R	1	0	1	0	0	1.000	0	0	0	0	0
30	SAUPOLD Warwick An	1	0	1	0	0	1.000	0	0	0	0	0
21	VAN STEENSEL Todd	1	1	0	0	0	1.000	0	0	0	0	0
2	WHITEFIELD Aaron J	19	18	0	1	0	.947	0	0	0	0	0
6	GLENDINNING Robert	17	5	10	2	1	.882	0	0	0	0	0
7	GEORGE Darryl Roy	15	3	10	2	2	.867	0	0	0	0	0
55	KENNEDY Jon Robert	2	0	1	1	0	.500	0	0	0	0	0
20	GUYER Joshua Alexa	2	0	1	1	0	.500	0	0	0	0	0
Totals		183	126	50	7	6	.962	2	6	.750	0	0
Opponents		172	132	39	1	3	.994	3	3	.500	0	0



# TEAM'S STATS – ESTADÍSTICAS DE EQUIPO

(INCLUDING GAMES 16-30 – INCLUYENDO JUEGOS DEL 16 AL 30)



# CUBA

# CUB

(All Games, Sorted by Batting Avg)

Record: Tournament: 1-4 / Opening Round: 1-4 /

#	PLAYER	AVG	GP-GS	AB	R	H	2B	3B	HR	RBI	TB	SLG%	BB	HP	SO	GDP	OB%	SF	SH	SB-ATT
12	COSME OLIVA Andi Y	.500	1-0	2	0	1	0	0	0	0	1	.500	0	0	1	0	.500	0	0	0-0
17	PEREZ GARCIA Andry	.375	5-4	8	0	3	0	0	0	0	3	.375	3	0	2	0	.545	0	0	0-0
33	DRAKE DOMINGUEZ Ya	.368	5-5	19	4	7	1	0	1	5	11	.579	3	0	8	1	.455	0	0	0-0
1	SANTOS MARTINEZ Ro	.300	5-5	20	5	6	0	1	0	0	8	.400	3	0	2	0	.391	0	0	0-0
54	DESPAIGNE RODRIGUE	.278	5-5	18	2	5	0	0	0	1	5	.278	3	0	4	1	.381	0	0	0-0
71	ARRUEBARRUENA ESCA	.211	5-5	19	0	4	1	0	0	1	5	.263	0	1	8	0	.250	0	0	0-0
34	VINALES ALVAREZ Ra	.200	3-1	5	1	1	0	0	1	1	4	.800	0	0	0	1	.200	0	0	0-0
13	BALDOQUIN MARTINEZ	.200	4-1	5	0	1	0	0	0	0	1	.200	1	0	2	0	.333	0	0	0-0
40	MARTINEZ MARRERO A	.167	5-5	18	0	3	1	0	0	0	4	.222	2	1	3	1	.286	0	0	0-0
7	GUIBERT STIVEN Yoe	.167	5-5	18	1	3	0	0	1	3	6	.333	2	0	6	0	.250	0	0	0-0
31	WALTERS VALDES Jea	.167	4-4	12	1	2	0	0	0	0	2	.167	0	0	3	1	.167	0	1	1-1
10	MONCADA OLIVERA Yo	.143	4-3	14	0	2	0	0	0	1	2	.143	0	1	6	0	.200	0	0	0-0
5	MUJICA DIAZ Yadir	.125	5-2	8	1	1	0	0	0	0	1	.125	1	0	2	0	.222	0	1	0-0
Totals		.235		166	15	39	3	1	3	12	53	.319	18	3	47	5	.321	0	2	1-1
Opponents		.268		157	26	42	6	1	3	25	59	.376	22	6	47	4	.370	4	2	6-8

(All Games, Sorted by Earned Run Avg)

#	PLAYER	ERA	W-L	SV	IP	G	GS	CG	SHO	H	R	ER	BB	SO	2B	3B	HR	AB	B/Avg	WP	HP	BK	IBB	SHA	SFA
92	MARTINEZ PEREZ Rai	0.00	0-0	1	1.0	1	0	0	0	0	0	0	0	2	0	0	0	3	.000	0	0	0	0	0	0
79	VARGAS LESCAILLE A	1.59	1-0	0	5.2	3	0	0	0	3	1	1	1	10	0	0	1	20	.150	0	2	0	0	0	0
15	PADRON ARTILES Yus	1.69	0-0	0	5.1	3	0	0	0	6	1	1	1	6	3	0	0	18	.333	0	0	1	0	0	1
58	YERA MONTALVO Yoen	1.80	0-1	0	10.0	2	2	0	0	7	2	2	2	8	1	0	0	36	.194	0	0	0	0	0	0
82	REYES LUGO Leodan	2.70	0-1	0	3.1	3	0	0	0	2	2	1	3	4	0	0	0	11	.182	0	0	0	0	0	0
22	ALVAREZ DIAZ Frank	3.38	0-0	0	2.2	2	0	0	0	2	1	1	3	1	1	0	0	9	.222	0	0	0	0	0	0
26	HERNANDEZ BRUCE Pa	6.75	0-0	0	1.1	1	0	0	0	2	1	1	1	1	0	0	1	6	.333	0	0	0	0	0	0
14	GUTIERREZ JIMENEZ	9.00	0-0	0	2.0	3	0	0	0	3	2	2	1	3	0	0	0	8	.375	0	0	0	0	0	1
48	FIGUEREDO CRUZ Ray	9.00	0-0	0	2.0	1	1	0	0	3	2	2	2	2	0	0	0	9	.333	1	1	0	0	0	0
89	MOINELO PITA Livan	12.60	0-2	0	5.0	2	1	0	0	5	8	7	5	7	1	0	1	18	.278	0	3	0	0	1	1
42	MAURIS GUTIERREZ Y	13.50	0-0	0	2.0	2	0	0	0	4	3	3	1	2	0	1	0	10	.400	0	0	0	0	1	0
16	SARDUY MEDINA Dari	13.50	0-0	0	1.1	2	1	0	0	4	2	2	1	1	0	0	0	7	.571	1	0	0	0	0	1
91	MEDINA GARCIA Fran	27.00	0-0	0	0.1	1	0	0	0	1	1	1	1	0	0	0	0	2	.500	0	0	0	1	0	0
Totals		5.14	1-4	1	42.0	5	5	0	0	42	26	24	22	47	6	1	3	157	.268	2	6	1	1	2	4
Opponents		2.25	4-1	2	44.0	5	5	0	0	39	15	11	18	47	3	1	3	166	.235	2	3	0	3	2	0

(All Games, Sorted by Fielding Pct)

#	PLAYER	C	PO	A	E	DP	FLD%	CSB	SBA	SBA%	CI	PB
40	MARTINEZ MARRERO A	35	32	3	0	4	1.000	0	0	0	0	0
17	PEREZ GARCIA Andry	34	30	4	0	0	1.000	2	5	.714	0	0
34	VINALES ALVAREZ Ra	15	13	2	0	0	1.000	0	1	1.000	0	0
10	MONCADA OLIVERA Yo	11	3	8	0	0	1.000	0	0	0	0	0
1	SANTOS MARTINEZ Ro	10	10	0	0	0	1.000	0	0	0	0	0
33	DRAKE DOMINGUEZ Ya	10	10	0	0	0	1.000	0	0	0	0	0
31	WALTERS VALDES Jea	8	4	4	0	2	1.000	0	0	0	0	0
13	BALDOQUIN MARTINEZ	5	2	3	0	1	1.000	0	0	0	0	0
12	COSME OLIVA Andi Y	3	3	0	0	0	1.000	0	0	0	0	0
58	YERA MONTALVO Yoen	1	1	0	0	0	1.000	0	0	0	0	0
92	MARTINEZ PEREZ Rai	1	0	1	0	0	1.000	0	0	0	0	0
42	MAURIS GUTIERREZ Y	1	1	0	0	0	1.000	0	0	0	0	0
26	HERNANDEZ BRUCE Pa	1	0	1	0	0	1.000	0	0	0	0	0
71	ARRUEBARRUENA ESCA	15	5	9	1	3	.933	0	0	0	0	0
5	MUJICA DIAZ Yadir	14	5	8	1	1	.929	0	0	0	0	0
7	GUIBERT STIVEN Yoe	9	7	0	2	0	.778	0	0	0	0	0
Totals		173	126	43	4	4	.977	2	6	.750	0	0
Opponents		176	132	40	4	6	.977	1	1	.500	0	0

## TEAM'S STATS – ESTADÍSTICAS DE EQUIPO

(INCLUDING GAMES 16-30 – INCLUYENDO JUEGOS DEL 16 AL 30)



# DOMINICAN REPUBLIC

# DOM

(All Games, Sorted by Batting Avg)

Record: Tournament: 1-4 / Opening Round: 1-4 /

#	PLAYER	AVG	GP-GS	AB	R	H	2B	3B	HR	RBI	TB	SLG%	BB	HP	SO	GDP	OB%	SF	SH	SB-ATT
37	HANSON MICHEL Alen	.545	4-3	11	0	6	2	0	0	3	8	.727	1	0	3	2	.583	0	1	0-1
32	CESPEDES URBAN Ric	.357	4-4	14	3	5	1	0	0	0	6	.429	1	0	3	0	.400	0	0	1-2
35	ALCANTARA VICENTE	.313	5-4	16	4	5	0	0	2	4	11	.688	1	0	7	0	.353	0	0	3-3
68	GONZALEZ GOMEZ Ped	.250	4-2	8	1	2	0	0	0	0	2	.250	1	0	2	0	.333	0	0	0-0
74	DE LEON Michael	.235	5-4	17	0	4	1	0	0	1	5	.294	0	0	2	2	.235	0	1	0-0
82	GUTIERREZ HERRERA	.222	5-5	18	2	4	0	1	0	2	6	.333	3	0	3	1	.333	0	0	1-1
31	CORDERO MEDINA And	.211	5-5	19	1	4	2	0	0	0	6	.316	0	0	3	1	.211	0	0	0-0
66	ADOLFO ZAPATA Mick	.200	3-1	5	0	1	0	0	0	0	1	.200	0	0	3	0	.200	0	0	0-0
38	DEVERS DE LOS SANT	.143	4-4	14	2	2	0	0	0	0	2	.143	0	0	4	0	.143	0	0	0-0
52	RODRIGUEZ CRUZ Fra	.125	4-3	8	2	1	0	0	0	1	1	.125	3	0	2	0	.364	0	0	0-0
73	NUNEZ PUELLO Raine	.105	5-5	19	1	2	1	0	0	2	3	.158	0	0	5	1	.105	0	0	0-0
67	MIESES VIRGEN Luis	.000	3-3	6	0	0	0	0	0	0	0	.000	1	0	1	0	.143	0	0	1-1
40	FLORENTINO BENZAN	.000	2-2	4	0	0	0	0	0	0	0	.000	0	0	2	0	.000	0	0	0-0
45	DE LA CRUZ GUZMAN	.000	1-0	2	0	0	0	0	0	0	0	.000	0	0	1	0	.000	0	0	0-0
<b>Totals</b>		.224		161	16	36	7	1	2	13	51	.317	11	0	41	7	.273	0	2	6-8
<b>Opponents</b>		.270		163	28	44	5	2	2	24	59	.362	24	3	39	5	.370	2	1	3-4

(All Games, Sorted by Earned Run Avg)

#	PLAYER	ERA	W-L SV	IP	G	GS	CG	SHO	H	R	ER	BB	SO	2B	3B	HR	AB	B/Avg	WP	HP	BK	IBB	SHA	SFA	
72	KILOME PERALTA Fra	0.00	0-0	0	5.0	1	1	0	0	1	0	0	5	0	0	0	16	.063	0	0	0	0	0	0	
57	RODRIGUEZ SANCHEZ	0.00	1-0	0	1.1	2	0	0	0	3	2	0	2	3	2	0	8	.375	1	0	0	1	0	0	
56	FERNANDEZ ECHAVARR	1.50	0-1	0	6.0	1	1	0	0	4	1	1	6	0	0	1	19	.211	0	0	0	0	0	0	
53	RODRIGUEZ PEREZ Di	2.25	0-0	0	4.0	2	0	0	0	3	1	1	2	0	0	0	12	.250	0	1	0	0	0	1	
92	PERALTA DISHMEY W	2.84	0-0	0	6.1	2	2	0	0	6	2	2	4	5	0	0	24	.250	1	0	0	0	1	0	
95	CORNIEL NUNEZ Robe	3.00	0-0	0	3.0	2	0	0	0	1	1	1	2	2	0	0	9	.111	0	1	0	0	0	0	
78	LOPEZ LOPEZ Victor	3.38	0-0	0	2.2	3	0	0	0	3	1	1	0	2	0	0	10	.300	1	0	0	0	0	1	
93	JUAN ALMONTE Jorge	3.38	0-0	0	2.2	2	0	0	0	1	1	1	1	3	0	0	8	.125	1	0	0	0	0	0	
91	HENRY MONTAS Henry	6.00	0-0	0	3.0	2	0	0	0	5	2	2	4	3	0	0	13	.385	0	0	0	0	0	0	
59	OGANDO TEJADA Gera	6.75	0-0	0	1.1	3	0	0	0	3	1	1	2	1	0	0	7	.429	0	1	0	0	0	0	
80	VARGAS GARCIA Luis	7.71	0-1	0	2.1	1	1	0	0	3	2	2	1	0	0	1	9	.333	0	0	0	0	0	0	
84	PEREZ PINALES Hect	16.20	0-1	0	1.2	3	0	0	0	2	5	3	4	2	0	0	7	.286	1	0	0	0	0	0	
85	PEREZ SANCHEZ Wilb	21.60	0-0	0	1.2	2	0	0	0	3	4	4	1	3	0	0	8	.375	0	0	0	0	0	0	
83	CASTILLO Diego	22.50	0-1	0	2.0	3	0	0	0	6	5	5	1	2	3	1	13	.462	0	0	0	0	0	0	
<b>Totals</b>		5.02	1-4	0	43.0	5	5	0	0	44	28	24	24	39	5	2	2	163	.270	5	3	0	1	1	2
<b>Opponents</b>		3.00	4-1	1	45.0	5	5	0	0	36	16	15	11	41	7	1	2	161	.224	1	0	1	0	2	0

(All Games, Sorted by Fielding Pct)

#	PLAYER	C	PO	A	E	DP	FLD%	CSB	SBA	SBA%	CI	PB
73	NUNEZ PUELLO Raine	36	34	2	0	5	1.000	0	0	0	0	0
52	RODRIGUEZ CRUZ Fra	26	23	3	0	0	1.000	1	2	.667	0	0
35	ALCANTARA VICENTE	12	11	1	0	1	1.000	0	0	0	0	0
37	HANSON MICHEL Alen	12	6	6	0	1	1.000	0	0	0	0	0
38	DEVERS DE LOS SANT	10	4	6	0	4	1.000	0	0	0	0	0
67	MIESES VIRGEN Luis	6	4	2	0	0	1.000	0	0	0	0	0
68	GONZALEZ GOMEZ Ped	5	5	0	0	0	1.000	0	0	0	0	0
31	CORDERO MEDINA And	5	5	0	0	2	1.000	0	0	0	0	0
66	ADOLFO ZAPATA Mick	2	2	0	0	0	1.000	0	0	0	0	0
45	DE LA CRUZ GUZMAN	1	1	0	0	0	1.000	0	0	0	0	0
92	PERALTA DISHMEY W	1	0	1	0	0	1.000	0	0	0	0	0
85	PEREZ SANCHEZ Wilb	1	1	0	0	0	1.000	0	0	0	0	0
56	FERNANDEZ ECHAVARR	1	0	1	0	0	1.000	0	0	0	0	0
91	HENRY MONTAS Henry	1	0	1	0	0	1.000	0	0	0	0	0
74	DE LEON Michael	20	5	14	1	4	.950	0	0	0	0	0
82	GUTIERREZ HERRERA	15	7	7	1	2	.933	0	0	0	0	0
40	FLORENTINO BENZAN	17	15	0	2	0	.882	0	1	1.000	1	1
32	CESPEDES URBAN Ric	7	6	0	1	0	.857	0	0	0	0	0
57	RODRIGUEZ SANCHEZ	1	0	0	1	0	.000	0	0	0	0	0
<b>Totals</b>		179	129	44	6	7	.966	1	3	.750	1	1
<b>Opponents</b>		202	135	63	4	7	.98	2	6	.750	0	0

## TEAM'S STATS – ESTADÍSTICAS DE EQUIPO

(INCLUDING GAMES 16-30 – INCLUYENDO JUEGOS DEL 16 AL 30)



# JAPAN

# JPN

(All Games, Sorted by Batting Avg)

Record: Tournament: 5-0 / Opening Round: 5-0 / Super Round Group: 0-0

#	PLAYER	AVG	GP-GS	AB	R	H	2B	3B	HR	RBI	TB	SLG%	BB	HP	SO	GDP	OB%	SF	SH	SB-ATT
22	KOGA Yuto	1.000	1-0	1	1	1	0	0	0	1	1	1.000	1	0	0	0	1.000	0	0	0-0
1	MORISHITA Shota	.571	5-5	14	10	8	2	0	1	6	13	.929	4	2	1	0	.636	2	0	1-1
31	SAKAKURA Shogo	.455	4-4	11	3	5	0	0	0	2	5	.455	3	1	1	0	.600	0	0	0-0
32	SATO Toshiya	.429	2-2	7	1	3	1	0	0	3	4	.571	1	0	1	0	.444	1	0	0-0
51	KOZONO Kaito	.368	4-4	19	1	7	0	0	1	7	7	.368	1	0	2	0	.400	0	0	3-4
6	GENDA Sosuke	.333	4-2	6	2	2	0	0	1	1	5	.833	3	0	2	0	.556	0	0	0-0
2	MAKI Shugo	.313	4-4	16	0	5	1	0	0	4	6	.375	1	0	4	1	.353	0	0	0-0
24	KUREBAYASHI Kotaro	.313	4-4	16	2	5	0	0	0	4	5	.313	1	0	4	1	.353	0	0	0-0
23	KURIHARA Ryoya	.308	4-4	13	3	4	1	0	0	4	5	.385	4	1	2	0	.474	1	0	0-0
7	SANO Keita	.286	4-3	14	2	4	1	0	0	2	5	.357	1	0	3	0	.313	1	0	0-0
5	ISOBATA Ryota	.200	3-1	5	1	1	1	0	0	2	2	.400	0	0	2	0	.200	0	0	0-0
10	KUWAHARA Masayuki	.188	5-4	16	5	3	0	0	0	0	3	.188	3	0	3	0	.316	0	2	0-0
3	KIYOMIYA Kotaro	.182	3-3	11	2	2	0	0	0	0	2	.182	1	0	2	0	.250	0	0	0-0
8	TATSUMI Ryosuke	.133	4-4	15	3	2	1	0	0	2	3	.200	3	1	3	0	.300	1	0	0-0
9	MURABAYASHI Itsuki	.000	3-1	6	0	0	0	0	0	0	0	.000	0	0	0	0	.000	0	0	0-0
Totals		.306		170	36	52	8	0	2	32	66	.388	27	5	30	2	.404	6	2	4-5
Opponents		.224		170	16	38	7	1	4	13	59	.347	9	1	63	3	.267	0	1	3-4

(All Games, Sorted by Earned Run Avg)

#	PLAYER	ERA	W-L SV	IP	G	GS	CG	SHO	H	R	ER	BB	SO	2B	3B	HR	AB	B/Avg	WP	HP	BK	IBB	SHA	SFA
15	OTA Taisei	0.00	0-0	2	2	0	0	0	0	0	0	0	0	0	0	0	6	.000	0	0	0	0	0	0
47	SUZUKI Shota	0.00	0-0	0	1	0	0	0	1	2	0	1	1	0	0	0	4	.250	0	0	0	0	0	0
35	SAIKI Hiroto	0.00	1-0	0	5	2	1	0	0	3	0	2	5	0	0	0	19	.158	0	0	0	0	0	0
50	SHIMIZU Tatsuya	0.00	1-0	0	2	2	0	0	1	0	0	1	5	0	0	0	10	.100	0	0	0	0	0	0
56	SUZUKI Sora	0.00	0-0	0	1	0	0	0	0	0	0	0	1	0	0	0	3	.000	0	0	0	0	0	0
46	FUJIIHARA Shoma	0.00	0-0	1	3	0	0	0	2	0	0	0	8	0	0	0	11	.182	0	1	0	0	0	0
16	SUMIDA Chihiro	2.25	1-0	0	4	0	0	0	3	1	1	0	8	1	0	0	16	.188	0	0	0	0	0	0
57	KITAYAMA Koki	3.00	0-0	0	3	0	0	0	2	1	1	0	2	0	0	1	10	.200	0	0	0	0	0	0
60	YOKOYAMA Rikuto	3.86	0-0	0	2	1	0	0	4	1	1	1	1	0	0	1	11	.364	0	0	0	0	0	0
97	INOUE Haruto	3.86	2-0	0	7	0	0	0	6	3	3	1	11	0	0	1	26	.231	1	0	0	0	0	0
20	TOGO Shosei	4.50	0-0	0	4	0	1	0	5	2	2	0	6	4	0	0	17	.294	0	0	1	0	0	0
19	TAKAHASHI Hiroto	4.50	0-0	0	4	0	1	0	7	2	2	0	8	1	0	1	18	.389	0	0	0	0	1	0
21	HAYAKAWA Takahisa	6.75	0-0	0	5	1	1	0	4	4	4	3	7	1	1	0	19	.211	0	0	0	0	0	0
Totals		2.80	5-0	3	45	0	5	0	38	16	14	9	63	7	1	4	170	.224	1	1	1	0	1	0
Opponents		6.86	0-5	0	42	0	5	0	52	36	32	27	30	8	0	2	170	.306	4	5	0	2	2	6

(All Games, Sorted by Fielding Pct)

#	PLAYER	C	PO	A	E	DP	FLD%	CSB	SBA	SBA%	CI	PB
31	SAKAKURA Shogo	48	46	2	0	0	1.000	0	3	1.000	0	0
2	MAKI Shugo	34	31	3	0	2	1.000	0	0	0	0	0
6	GENDA Sosuke	19	6	13	0	2	1.000	0	0	0	0	0
32	SATO Toshiya	12	11	1	0	0	1.000	0	0	0	0	0
24	KUREBAYASHI Kotaro	10	2	8	0	1	1.000	0	0	0	0	0
1	MORISHITA Shota	7	7	0	0	0	1.000	0	0	0	0	0
51	KOZONO Kaito	7	4	3	0	1	1.000	0	0	0	0	0
23	KURIHARA Ryoya	6	1	5	0	0	1.000	0	0	0	0	0
22	KOGA Yuto	5	5	0	0	0	1.000	0	0	0	0	0
9	MURABAYASHI Itsuki	4	2	2	0	1	1.000	0	0	0	0	0
8	TATSUMI Ryosuke	4	4	0	0	0	1.000	0	0	0	0	0
10	KUWAHARA Masayuki	3	3	0	0	0	1.000	0	0	0	0	0
5	ISOBATA Ryota	3	3	0	0	0	1.000	0	0	0	0	0
21	HAYAKAWA Takahisa	1	0	1	0	0	1.000	0	0	0	0	0
19	TAKAHASHI Hiroto	1	0	1	0	0	1.000	0	0	0	0	0
35	SAIKI Hiroto	1	1	0	0	0	1.000	0	0	0	0	0
15	OTA Taisei	1	0	1	0	0	1.000	0	0	0	0	0
3	KIYOMIYA Kotaro	8	7	0	1	1	.875	0	0	0	0	0
97	INOUE Haruto	3	1	1	1	0	.667	1	0	.000	0	0
50	SHIMIZU Tatsuya	2	1	0	1	0	.500	0	0	0	0	0
Totals		179	135	41	3	3	.983	1	3	.750	0	0
Opponents		177	126	45	6	2	.966	1	4	.800	0	1



# TEAM'S STATS – ESTADÍSTICAS DE EQUIPO

(INCLUDING GAMES 16-30 – INCLUYENDO JUEGOS DEL 16 AL 30)



## KOREA

## KOR

(All Games, Sorted by Batting Avg)

Record: Tournament: 3-2 / Opening Round: 3-2 /

#	PLAYER	AVG	GP-GS	AB	R	H	2B	3B	HR	RBI	TB	SLG%	BB	HP	SO	GDP	OB%	SF	SH	SB-ATT
5	KIM Doyeong	.412	5-5	17	4	7	2	0	3	10	18	1.059	1	0	3	0	.444	0	0	1-1
27	PARK Dongwon	.375	4-4	16	2	6	2	0	1	3	11	.688	0	0	4	1	.375	0	0	0-0
2	PARK Seonghan	.357	4-4	14	4	5	0	1	0	2	7	.500	2	0	3	0	.438	0	0	2-2
10	MOON Bogyong	.278	5-5	18	2	5	2	0	0	1	7	.389	0	0	8	0	.278	0	0	0-0
51	HONG Changki	.263	5-5	19	4	5	0	0	0	2	5	.263	3	1	5	0	.391	0	0	0-0
16	CHOI Wonjun	.250	4-4	12	3	3	1	0	0	3	4	.333	2	0	5	1	.357	0	0	1-1
17	NA Seungyeup	.250	4-2	8	2	2	0	0	1	1	5	.625	1	0	4	1	.333	0	0	1-1
91	YOON Donghee	.176	5-4	17	0	3	1	0	0	1	4	.235	1	0	9	0	.222	0	0	0-0
24	SONG Sungmun	.154	5-3	13	1	2	0	0	0	1	2	.154	2	0	3	0	.267	0	0	1-1
4	SHIN Minjae	.143	4-4	14	4	2	0	0	0	1	2	.143	0	1	2	0	.200	0	3	1-1
41	LEE Juhyeong	.125	4-2	8	1	1	0	0	0	0	1	.125	0	0	6	0	.125	0	0	0-0
25	KIM Hyungjun	.000	3-1	4	0	0	0	0	0	0	0	.000	0	0	0	0	.000	0	0	0-0
7	KIM Juwon	.000	1-1	2	0	0	0	0	0	0	0	.000	0	1	1	0	.333	0	0	0-0
33	KIM Wheejip	.000	2-1	2	1	0	0	0	0	0	0	.000	0	0	1	0	.000	0	0	0-0
Totals		.250		164	28	41	8	1	5	25	66	.402	12	3	54	3	.313	0	3	7-7
Opponents		.272		169	24	46	5	0	7	23	72	.426	17	3	38	5	.349	0	1	5-6

(All Games, Sorted by Earned Run Avg)

#	PLAYER	ERA	W-L	SV	IP	G	GS	CG	SHO	H	R	ER	BB	SO	2B	3B	HR	AB	B/Avg	WP	HP	BK	IBB	SHA	SFA
60	PARK Yeonghyun	0.00	1-0	1	3.2	3	0	0	0	2	0	0	0	6	0	0	0	11	.182	0	0	0	0	0	0
47	GWAK Been	0.00	0-0	0	4.0	1	1	0	0	3	0	0	3	5	0	0	0	14	.214	0	0	0	0	0	0
44	KIM Seohyeon	0.00	0-0	0	4.0	4	0	0	0	3	0	0	3	4	0	0	0	12	.250	0	0	0	0	0	0
54	YOU Yeongchan	2.25	0-0	0	4.0	3	0	0	0	4	1	1	2	2	0	0	0	16	.250	0	0	0	0	0	0
30	SO Hyeongjun	2.45	2-0	0	3.2	3	0	0	0	3	1	1	1	3	0	0	0	14	.214	0	1	0	0	0	0
39	CHOI Ji Min	2.70	0-0	0	3.1	3	0	0	0	1	1	1	0	2	0	0	0	11	.091	0	1	0	0	0	0
50	LEE Youngha	3.00	0-0	0	3.0	3	0	0	0	5	2	1	0	2	1	0	0	15	.333	0	0	0	0	1	0
19	JO Byeonghyeon	6.75	0-0	0	2.2	2	0	0	0	4	2	2	0	1	1	0	1	12	.333	0	0	0	0	0	0
62	JUNG Haiyoung	6.75	0-0	0	1.1	2	0	0	0	2	1	1	1	1	1	0	1	6	.333	0	0	0	0	0	0
28	CHOI Seungyong	7.71	0-0	0	2.1	2	1	0	0	4	2	2	1	2	0	0	0	11	.364	0	0	0	0	0	0
29	IM Chan Kyu	9.00	0-0	0	3.0	1	1	0	0	5	3	3	2	3	1	0	1	13	.385	0	0	0	0	0	0
1	KO Youngpyo	9.53	0-1	0	5.2	2	2	0	0	6	6	6	2	4	1	0	2	23	.261	0	0	0	0	0	0
0	KWAK Dogyu	18.00	0-1	0	1.0	3	0	0	0	0	2	2	2	3	0	0	0	3	.000	1	1	0	0	0	0
63	KIM Taekyeon	20.25	0-0	0	1.1	3	0	0	0	4	3	3	0	0	0	0	2	8	.500	0	0	0	0	0	0
Totals		4.81	3-2	1	43.0	5	5	0	0	46	24	23	17	38	5	0	7	169	.272	1	3	0	0	1	0
Opponents		4.71	2-3	2	42.0	5	5	0	0	41	28	22	12	54	8	1	5	164	.250	0	3	1	0	3	0

(All Games, Sorted by Fielding Pct)

#	PLAYER	C	PO	A	E	DP	FLD%	CSB	SBA	SBA%	CI	PB
10	MOON Bogyong	37	34	3	0	2	1.000	0	0	0	0	0
4	SHIN Minjae	21	7	14	0	3	1.000	0	0	0	0	0
25	KIM Hyungjun	14	13	1	0	0	1.000	0	0	0	0	0
2	PARK Seonghan	12	2	10	0	3	1.000	0	0	0	0	0
5	KIM Doyeong	11	6	5	0	1	1.000	0	0	0	0	0
91	YOON Donghee	6	6	0	0	0	1.000	0	0	0	0	0
51	HONG Changki	6	6	0	0	0	1.000	0	0	0	0	0
16	CHOI Wonjun	4	4	0	0	0	1.000	0	0	0	0	0
41	LEE Juhyeong	4	4	0	0	0	1.000	0	0	0	0	0
7	KIM Juwon	3	1	2	0	1	1.000	0	0	0	0	0
17	NA Seungyeup	3	3	0	0	1	1.000	0	0	0	0	0
1	KO Youngpyo	3	1	2	0	0	1.000	0	0	0	0	0
63	KIM Taekyeon	2	1	1	0	0	1.000	0	0	0	0	0
54	YOU Yeongchan	2	0	2	0	0	1.000	0	0	0	0	0
39	CHOI Ji Min	1	0	1	0	0	1.000	0	0	0	0	0
30	SO Hyeongjun	1	0	1	0	0	1.000	0	0	0	0	0
28	CHOI Seungyong	1	1	0	0	0	1.000	0	0	0	0	0
29	IM Chan Kyu	1	0	1	0	0	1.000	0	0	0	0	0
44	KIM Seohyeon	1	0	1	0	0	1.000	0	0	0	0	0
19	JO Byeonghyeon	1	1	0	0	0	1.000	0	0	0	0	0
60	PARK Yeonghyun	1	0	1	0	0	1.000	0	0	0	0	0
27	PARK Dongwon	28	24	3	1	0	.964	1	5	.833	0	0
24	SONG Sungmun	26	15	10	1	3	.962	0	0	0	0	0
Totals		189	129	58	2	5	.989	1	5	.833	0	0
Opponents		176	126	45	5	3	.972	0	7	1.000	0	0

# TEAM'S STATS – ESTADÍSTICAS DE EQUIPO

(INCLUDING GAMES 1-15 – INCLUYENDO JUEGOS DEL 1 AL 15)



# MEXICO

# MEX

(All Games, Sorted by Batting Avg)

Record: Tournament: 2-3 / Opening Round: 2-3 /

#	PLAYER	AVG	GP-GS	AB	R	H	2B	3B	HR	RBI	TB	SLG%	BB	HP	SO	GDP	OB%	SF	SH	SB-ATT
41	GAITAN LOPEZ Jose	.526	5-5	19	5	10	4	0	1	4	17	.895	3	0	7	1	.591	0	0	0-1
10	MOORE Logan Lewis	.500	2-0	2	1	1	0	0	0	0	1	.500	0	0	1	0	.500	0	0	0-0
13	TREJO Alan Ray	.385	5-4	13	2	5	3	0	2	5	14	1.077	1	1	4	1	.467	0	0	1-1
18	ROJAS VALENZUELA J	.267	5-5	15	1	4	0	0	1	6	7	.467	4	0	3	0	.400	1	0	1-1
39	PEREZ Juan Samuel	.235	5-5	17	3	4	0	0	1	4	7	.412	2	0	5	0	.316	0	0	0-1
19	HINOJOSA Christoph	.200	3-1	5	0	1	0	0	0	0	1	.200	0	1	0	0	.333	0	0	0-0
6	ALVAREZ ROMERO And	.190	5-5	21	3	4	0	0	0	1	4	.190	1	0	4	0	.227	0	0	0-0
33	CARTER JR Vernon C	.167	5-5	18	2	3	1	0	1	1	7	.389	4	0	7	0	.318	0	0	0-0
3	BARRERA GUADIANA F	.167	3-2	6	2	1	0	0	1	1	4	.667	1	0	2	0	.286	0	0	0-0
11	SANCHEZ ZAMORA Asa	.167	2-2	6	0	1	0	0	0	0	1	.167	1	0	2	0	.286	0	0	0-0
31	ORNELAS MURRAY Jul	.083	4-3	12	2	1	0	0	0	0	1	.83	2	0	4	0	.214	0	0	0-0
28	EVANS Phillip Math	.059	5-5	17	1	1	0	0	0	0	1	.59	2	0	4	0	.158	0	0	0-0
7	WILSON DELGADO Irv	.000	3-3	9	1	0	0	0	0	0	0	.000	0	1	3	1	.100	0	0	1-1
Totals		.225		160	23	36	8	0	7	22	65	.406	21	3	46	3	.324	1	0	3-5
Opponents		.342		184	34	63	16	2	9	34	110	.598	12	3	38	3	.388	2	0	4-5

(All Games, Sorted by Earned Run Avg)

#	PLAYER	ERA	W-L	SV	IP	G	GS	CG	SHO	H	R	ER	BB	SO	2B	3B	HR	AB	B/Avg	WP	HP	BK	IBB	SHA	SFA
44	REYES RAMIREZ Gera	0.00	0-0	0	2.1	3	0	0	0	1	0	0	0	2	0	1	0	7	.143	0	1	0	0	0	0
29	ALANIZ JR Ruben	0.00	0-0	2	3.0	3	0	0	0	2	0	0	0	5	0	0	0	11	.182	0	0	0	0	0	0
54	IBARRA Jeffrey Jam	0.00	0-0	0	0.2	2	0	0	0	2	0	0	1	0	1	0	0	3	.667	0	0	0	0	0	1
49	CRUZ SUSTAITA Jesu	0.00	1-1	0	3.2	3	0	0	0	2	1	0	0	6	0	0	0	12	.167	0	0	0	0	0	1
58	FIERRO VELAZQUEZ E	2.25	0-0	0	4.0	3	0	0	0	4	1	1	0	2	1	0	1	16	.250	0	0	1	0	0	0
15	THOMPSON Jacob Kei	3.00	0-0	0	3.0	2	0	0	0	3	1	1	0	2	2	0	1	12	.250	0	0	0	0	0	0
23	STANKIEWICZ Theodo	6.00	0-0	0	6.0	2	1	0	0	7	4	4	1	5	2	0	1	24	.292	0	0	0	0	0	0
35	PEREZ Jorge Antoni	6.23	0-0	0	4.1	1	1	0	0	7	3	3	1	2	1	1	1	19	.368	0	0	0	0	0	0
59	SALAS BUITIMEA Noe	9.00	0-0	0	1.0	1	0	0	0	3	1	1	0	1	1	0	1	5	.600	0	0	0	0	0	0
24	GOMEZ GONZALEZ Ces	9.00	0-0	0	2.0	2	0	0	0	5	2	2	0	1	1	0	1	9	.556	0	0	0	0	0	0
69	RODRIGUEZ FRUCTUOZ	11.57	1-0	0	2.1	2	0	0	0	2	3	3	3	3	0	0	0	9	.222	0	0	0	0	0	0
2	RIOS BOJORQUEZ Wil	13.50	0-0	0	2.2	1	1	0	0	6	4	4	1	2	4	0	0	14	.429	0	0	0	0	0	0
81	GONZALEZ ORTIZ Vic	13.50	0-0	0	0.2	2	0	0	0	3	1	1	2	0	0	0	0	5	.600	2	0	0	0	0	0
45	MIRANDA OSORIO Lui	15.43	0-1	0	4.2	2	1	0	0	9	8	8	1	4	2	0	2	23	.391	2	1	0	0	0	0
14	BANUELOS NAJERA Ma	16.88	0-1	0	2.2	2	1	0	0	7	5	5	2	3	1	0	1	15	.467	1	1	0	0	0	0
Totals		6.91	2-3	2	43.0	5	5	0	0	63	34	33	12	38	16	2	9	184	.342	5	3	1	0	0	2
Opponents		4.60	3-2	2	43.0	5	5	0	0	36	23	22	21	46	8	0	7	160	.225	1	3	1	0	0	1

(All Games, Sorted by Fielding Pct)

#	PLAYER	C	PO	A	E	DP	FLD%	CSB	SBA	SBA%	CI	PB
18	ROJAS VALENZUELA J	41	39	2	0	3	1.000	0	0	0	0	0
7	WILSON DELGADO Irv	27	26	1	0	0	1.000	1	0	.000	0	0
6	ALVAREZ ROMERO And	22	6	16	0	3	1.000	0	0	0	0	0
28	EVANS Phillip Math	17	4	13	0	2	1.000	0	0	0	0	0
3	BARRERA GUADIANA F	14	13	1	0	0	1.000	0	4	1.000	0	1
41	GAITAN LOPEZ Jose	10	9	1	0	0	1.000	0	0	0	0	0
31	ORNELAS MURRAY Jul	10	9	1	0	0	1.000	0	0	0	0	0
19	HINOJOSA Christoph	4	0	4	0	0	1.000	0	0	0	0	0
23	STANKIEWICZ Theodo	4	4	0	0	0	1.000	0	0	0	0	0
11	SANCHEZ ZAMORA Asa	4	4	0	0	0	1.000	0	0	0	0	0
45	MIRANDA OSORIO Lui	1	0	1	0	0	1.000	0	0	0	0	0
69	RODRIGUEZ FRUCTUOZ	1	1	0	0	0	1.000	0	0	0	0	0
35	PEREZ Jorge Antoni	1	0	1	0	0	1.000	0	0	0	0	0
10	MOORE Logan Lewis	1	1	0	0	0	1.000	0	0	0	0	0
49	CRUZ SUSTAITA Jesu	1	0	1	0	0	1.000	0	0	0	0	0
13	TREJO Alan Ray	15	3	11	1	1	.933	0	0	0	0	0
39	PEREZ Juan Samuel	11	10	0	1	0	.909	0	0	0	0	0
14	BANUELOS NAJERA Ma	1	0	0	1	0	.000	0	0	0	0	0
Totals		185	129	53	3	3	.984	1	4	.800	0	1
Opponents		174	129	41	4	4	.977	2	3	.600	0	0

# TEAM'S STATS – ESTADÍSTICAS DE EQUIPO

(INCLUDING GAMES 1-15 – INCLUYENDO JUEGOS DEL 1 AL 15)



## NETHERLANDS

## NED

(All Games, Sorted by Batting Avg)

Record: Tournament: 2-3 / Opening Round: 2-3 /

#	PLAYER	AVG	GP-GS	AB	R	H	2B	3B	HR	RBI	TB	SLG%	BB	HP	SO	GDP	OB%	SF	SH	SB-ATT
18	GREGORIUS Mariekso	.500	5-5	22	6	11	1	0	2	4	18	.818	0	0	2	0	.500	0	0	0-0
41	CROES Dayson Steph	.500	3-1	2	0	1	0	0	0	0	1	.500	0	0	0	0	.500	0	0	0-0
2	SELASSA Delano Que	.455	4-3	11	4	5	1	0	0	0	6	.545	1	0	1	0	.500	0	0	0-0
15	SCHOOP Sharlon Rom	.450	5-5	20	3	9	0	0	2	5	15	.750	1	0	1	0	.476	0	0	0-0
25	RICHARDSON Denzel	.400	5-4	20	4	8	3	0	2	3	17	.850	0	0	3	1	.400	0	0	0-0
11	DIDDER Ray-Patrick	.389	5-5	18	2	7	1	0	1	4	11	.611	1	0	3	2	.421	0	0	0-0
12	CLEMENTINA Hendrik	.333	5-5	21	6	7	2	0	2	5	15	.714	1	0	7	0	.364	0	0	0-0
6	SCHOOP Jonathan Ru	.333	5-5	18	5	6	3	1	0	5	11	.611	4	0	3	2	.455	0	0	0-0
7	KEMP Dwayne Richen	.308	5-4	13	5	4	2	0	1	3	9	.692	1	1	1	0	.400	0	0	0-0
4	HELDER Eugene Alex	.250	3-2	8	1	2	0	0	0	0	2	.250	0	0	1	1	.250	0	0	0-0
13	PROFAR Juremi Greg	.238	5-5	21	0	5	1	0	0	3	6	.286	0	0	0	2	.227	1	0	0-0
3	VAN DER MEER Stijn	.000	2-1	3	1	0	0	0	0	0	0	.000	0	0	0	0	.000	0	0	0-0
20	TOMSJANSEN Rushent	.000	1-0	1	0	0	0	0	0	0	0	.000	0	0	1	0	.000	0	0	0-0
29	VAN BORKULO Jair M	.000	1-0	1	0	0	0	0	0	0	0	.000	0	0	0	0	.000	0	0	0-0
Totals		.363		179	37	65	14	1	10	32	111	.620	9	1	23	8	.395	1	0	0-0
Opponents		.348		161	47	56	18	0	12	44	110	.683	27	4	27	4	.442	5	0	2-3

(All Games, Sorted by Earned Run Avg)

#	PLAYER	ERA	W-L	SV	IP	G	GS	CG	SHO	H	R	ER	BB	SO	2B	3B	HR	AB	B/Avg	WP	HP	BK	IBB	SHA	SFA
27	HUNTINGTON Ryan An	0.00	0-0	0	1.2	2	0	0	0	2	3	0	0	1	1	0	0	8	.250	0	1	0	0	0	0
1	ESTANISTA Jaydenn	0.00	0-0	0	1.0	1	0	0	0	1	0	0	0	1	0	0	0	4	.250	0	0	0	0	0	0
33	KELLY Kevin Keary	2.00	0-0	0	9.0	2	0	0	0	3	2	2	3	7	2	0	0	28	.107	1	1	0	0	0	1
10	MENDEZ MATOS Eric	4.50	0-1	0	4.0	2	0	0	0	4	2	2	2	6	1	0	1	15	.267	0	0	0	0	0	0
37	DE BLOK Tom Robin	5.40	1-0	0	5.0	1	1	0	0	7	3	3	3	2	0	0	2	21	.333	0	0	0	0	0	0
45	SULBARAN Juancarlo	6.23	1-0	0	4.1	2	0	0	0	5	3	3	1	1	0	0	3	18	.278	0	0	0	0	0	0
14	PRINS Scott Michae	9.00	0-0	0	2.0	2	0	0	0	5	2	2	2	0	3	0	0	10	.500	1	0	0	0	0	1
55	VAN GURP Franklin	13.50	0-0	0	1.1	2	0	0	0	2	2	2	3	1	1	0	0	6	.333	0	0	0	0	0	0
17	TIMMERMANS Kaj	19.29	0-1	0	2.1	1	1	0	0	5	5	5	1	2	0	0	2	10	.500	0	0	0	0	0	1
21	FARLEY Dylan Barns	20.25	0-0	0	1.1	1	0	0	0	2	3	3	3	1	0	0	0	4	.500	0	0	0	0	0	0
39	MARTIS Shairon Ben	22.50	0-1	0	6.0	2	2	0	0	17	15	15	3	3	9	0	3	31	.548	0	2	0	0	0	1
16	HUIJER Lars Benjam	36.00	0-0	0	1.0	1	1	0	0	2	4	4	4	2	1	0	0	4	.500	0	0	0	0	0	1
19	VIJFVINKEL Pim Dir	81.00	0-0	0	0.1	1	0	0	0	1	3	3	2	0	0	0	1	2	.500	0	0	0	0	0	0
Totals		10.07	2-3	0	39.1	5	5	0	0	56	47	44	27	27	18	0	12	161	.348	2	4	0	0	0	5
Opponents		7.30	3-2	1	40.2	5	5	0	0	65	37	33	9	23	14	1	10	179	.363	7	1	1	0	0	1

(All Games, Sorted by Fielding Pct)

#	PLAYER	C	PO	A	E	DP	FLD%	CSB	SBA	SBA%	CI	PB
12	CLEMENTINA Hendrik	31	30	1	0	0	1.000	1	2	.667	0	0
13	PROFAR Juremi Greg	23	22	1	0	4	1.000	0	0	0	0	0
6	SCHOOP Jonathan Ru	19	9	10	0	4	1.000	0	0	0	0	0
11	DIDDER Ray-Patrick	14	13	1	0	1	1.000	0	0	0	0	0
7	KEMP Dwayne Richen	11	11	0	0	0	1.000	0	0	0	0	0
2	SELASSA Delano Que	11	11	0	0	0	1.000	0	0	0	0	0
15	SCHOOP Sharlon Rom	9	4	5	0	3	1.000	0	0	0	0	0
4	HELDER Eugene Alex	6	6	0	0	0	1.000	0	0	0	0	0
25	RICHARDSON Denzel	5	3	2	0	0	1.000	0	0	0	0	0
3	VAN DER MEER Stijn	3	2	1	0	0	1.000	0	0	0	0	0
37	DE BLOK Tom Robin	1	1	0	0	0	1.000	0	0	0	0	0
29	VAN BORKULO Jair M	1	1	0	0	0	1.000	0	0	0	0	0
20	TOMSJANSEN Rushent	1	1	0	0	0	1.000	0	0	0	0	0
17	TIMMERMANS Kaj	1	0	1	0	1	1.000	0	0	0	0	0
33	KELLY Kevin Keary	1	1	0	0	0	1.000	0	0	0	0	0
18	GREGORIUS Mariekso	17	3	13	1	1	.941	0	0	0	0	0
41	CROES Dayson Steph	1	0	0	1	0	.000	0	0	0	0	0
Totals		155	118	35	2	5	.987	1	2	.667	0	0
Opponents		180	122	56	2	8	.989	0	0	0	0	0

# TEAM'S STATS – ESTADÍSTICAS DE EQUIPO

(INCLUDING GAMES 1-15 – INCLUYENDO JUEGOS DEL 1 AL 15)



# PANAMA

# PAN

(All Games, Sorted by Batting Avg)

Record: Tournament: 3-2 / Opening Round: 3-2 /

#	PLAYER	AVG	GP	GS	AB	R	H	2B	3B	HR	RBI	TB	SLG%	BB	HP	SO	GDP	OB%	SF	SH	SB-ATT
21	SANTOS THILL Jhonn	.389	5-5	18	4	7	4	1	2	3	19	1.056	1	0	3	0	.400	1	0	0	0-0
24	OROZCO BECKFORD Ro	.333	3-2	9	1	3	0	0	1	1	6	.667	0	0	3	0	.333	0	0	0	0-0
10	MUNOZ MENDOZA Edga	.273	5-5	22	3	6	1	0	1	2	10	.455	0	0	3	0	.273	0	0	0	0-0
39	WRIGHT PITYT Joshw	.273	4-2	11	0	3	1	0	0	1	4	.364	1	0	1	0	.333	0	0	0	0-0
20	QUIROZ CASTILLO Ca	.263	5-5	19	2	5	1	0	1	4	9	.474	0	0	3	0	.250	1	0	0	0-0
89	CASTILLO TUNON Lui	.250	5-5	20	2	5	0	0	1	3	8	.400	1	0	5	0	.286	0	0	0	0-0
2	GONZALES GONZALES	.222	5-5	18	1	4	1	0	0	0	5	.278	0	1	6	0	.263	0	0	0	0-0
13	CAMARGO RAMOS Joha	.222	3-3	9	1	2	1	0	0	0	3	.333	1	0	2	0	.300	0	0	0	0-0
11	TEJADA ABREGO Rube	.200	5-5	15	5	3	1	0	2	4	10	.667	3	1	2	0	.350	1	0	1	1-1
16	MULLEN YOUNG Rober	.167	2-2	6	1	1	1	0	0	0	2	.333	0	0	2	0	.167	0	0	0	0-0
99	RAMOS MORALES Jose	.118	5-5	17	2	2	0	0	1	3	5	.294	2	0	10	0	.211	0	0	1	1-1
23	RODRIGUEZ SURIS Ab	.000	1-1	4	0	0	0	0	0	0	0	.000	0	0	1	0	.000	0	0	0	0-0
Totals		.244		168	22	41	11	1	9	21	81	.482	9	2	41	0	.286	3	0	2	2-2
Opponents		.266		177	25	47	10	0	7	22	78	.441	17	1	36	3	.333	0	0	4	7

(All Games, Sorted by Earned Run Avg)

#	PLAYER	ERA	W-L	SV	IP	G	GS	CG	SHO	H	R	ER	BB	SO	2B	3B	HR	AB	B/Avg	WP	HP	BK	IBB	SHA	SFA
36	BURGOS AROSEMENA E	0.00	0-0	1	2.1	1	0	0	0	0	0	0	0	2	0	0	0	7	.000	0	0	0	0	0	0
22	FUENTES GONZALEZ S	0.00	0-0	0	3.1	1	0	0	0	2	0	0	2	0	1	0	0	11	.182	1	0	0	0	0	0
25	BALDONADO FORSYTHE	0.00	1-1	1	4.2	3	0	0	0	2	1	0	2	8	0	0	0	16	.125	0	0	0	0	0	0
15	GOMEZ RODRIGUEZ Mi	0.00	0-0	0	1.0	1	0	0	0	0	0	0	0	0	0	0	0	3	.000	0	0	0	0	0	0
14	MIRANDA GONZALEZ K	0.00	0-0	0	3.1	1	0	0	0	4	0	0	1	4	2	0	0	14	.286	0	0	0	0	0	0
7	HERNANDEZ GUERRA K	3.60	1-0	0	5.0	2	0	0	0	5	2	2	0	5	0	0	1	20	.250	0	0	0	0	0	0
6	MENDOZA SANDOVAL A	3.86	1-0	0	2.1	2	0	0	0	2	1	1	1	0	0	0	0	9	.222	2	0	0	0	0	0
29	AGRAZAL ESPINOSA D	4.91	0-0	0	3.2	1	1	0	0	5	2	2	2	4	2	0	0	17	.294	0	0	1	0	0	0
51	BARRIA SOTO Jaime	5.40	0-0	0	10.0	2	2	0	0	13	6	6	2	5	3	0	3	40	.325	0	0	0	0	0	0
32	PEREIRA CASTILLO W	6.00	0-0	0	3.0	1	1	0	0	4	2	2	2	3	0	0	2	13	.308	0	0	0	0	0	0
52	GONZALEZ CRUZ Seve	7.71	0-0	0	2.1	1	0	0	0	3	2	2	1	3	0	0	0	10	.300	0	0	0	0	0	0
41	GUERRERO FOTHY Alb	7.71	0-0	0	2.1	2	0	0	0	2	2	2	1	0	1	0	0	8	.250	0	0	0	0	0	0
91	CHU PINEDA Gilbert	27.00	0-0	0	1.0	1	0	0	0	3	3	3	1	2	0	0	1	6	.500	0	0	0	0	0	0
19	CACERES MARTINEZ B	108.00	0-1	0	0.1	1	1	0	0	2	4	4	2	0	1	0	0	3	.667	0	1	0	0	0	0
Totals		4.84	3-2	2	44.2	5	5	0	0	47	25	24	17	36	10	0	7	177	.266	3	1	1	0	0	0
Opponents		4.30	2-3	0	44.0	5	5	0	0	41	22	21	9	41	11	1	9	168	.244	2	2	0	0	0	3

(All Games, Sorted by Fielding Pct)

#	PLAYER	C	PO	A	E	DP	FLD%	CSB	SBA	SBA%	CI	PB
2	GONZALES GONZALES	43	39	4	0	0	1.000	3	4	.571	0	0
10	MUNOZ MENDOZA Edga	25	7	18	0	3	1.000	0	0	0	0	0
39	WRIGHT PITYT Joshw	10	4	6	0	0	1.000	0	0	0	0	0
13	CAMARGO RAMOS Joha	7	1	6	0	0	1.000	0	0	0	0	0
89	CASTILLO TUNON Lui	7	7	0	0	0	1.000	0	0	0	0	0
21	SANTOS THILL Jhonn	7	7	0	0	0	1.000	0	0	0	0	0
32	PEREIRA CASTILLO W	1	0	1	0	0	1.000	0	0	0	0	0
41	GUERRERO FOTHY Alb	1	0	1	0	0	1.000	0	0	0	0	0
6	MENDOZA SANDOVAL A	1	0	1	0	0	1.000	0	0	0	0	0
14	MIRANDA GONZALEZ K	1	1	0	0	0	1.000	0	0	0	0	0
20	QUIROZ CASTILLO Ca	54	51	2	1	3	.982	0	0	0	0	0
11	TEJADA ABREGO Rube	18	4	13	1	3	.944	0	0	0	0	0
99	RAMOS MORALES Jose	14	13	0	1	0	.929	0	0	0	0	0
7	HERNANDEZ GUERRA K	1	0	0	1	0	.000	0	0	0	0	0
29	AGRAZAL ESPINOSA D	1	0	0	1	0	.000	0	0	0	0	0
Totals		191	134	52	5	3	.974	3	4	.571	0	0
Opponents		173	132	40	1	0	.994	0	2	1.000	0	1

# TEAM'S STATS – ESTADÍSTICAS DE EQUIPO

(INCLUDING GAMES 1-15 – INCLUYENDO JUEGOS DEL 1 AL 15)



## PUERTO RICO

PUR

(All Games, Sorted by Batting Avg)

Record: Tournament: 1-4 / Opening Round: 1-4 /

#	PLAYER	AVG	GP	GS	AB	R	H	2B	3B	HR	RBI	TB	SLG%	BB	HP	SO	GDP	OB%	SF	SH	SB-ATT
40	CEBALLOS ROSA Sabi	.389	5-5	18	3	7	2	0	2	5	15	.833	2	1	6	0	.476	0	0	0-0	
25	PAGAN RODRIGUEZ Ez	.375	5-5	16	3	6	0	1	2	3	14	.875	3	0	6	0	.474	0	0	0-0	
12	CORTES Carlos Andr	.368	5-5	19	1	7	2	0	0	3	9	.474	1	0	2	0	.400	0	0	0-0	
32	TORRES MURILLO Vic	.286	3-1	7	2	2	1	0	0	0	3	.429	0	0	2	0	.286	0	0	0-0	
44	RIVERA TORRES Yadi	.214	5-4	14	0	3	1	0	0	2	4	.286	1	0	4	0	.267	0	0	1-2	
64	FELIX MORALES Edri	.200	3-1	5	0	1	0	0	0	1	1	.200	0	0	3	0	.200	0	0	0-0	
46	VAZ Javier Rafeal	.188	5-5	16	3	3	1	0	0	0	4	.250	6	0	4	1	.409	0	0	0-1	
17	VILLEGAS ROSADO Ed	.176	5-5	17	3	3	0	0	0	0	3	.176	3	0	6	1	.300	0	0	0-0	
26	MONTES TORRES John	.143	3-3	7	2	1	0	0	1	1	4	.571	0	1	3	0	.250	0	1	0-0	
29	CENTENO APONTE Jua	.111	4-4	9	0	1	0	0	0	0	1	.111	2	1	3	0	.333	0	0	0-1	
18	ROSS TARABOCHIE Sh	.105	5-5	19	1	2	0	0	0	1	2	.105	1	0	8	0	.150	0	0	0-0	
61	DIAZ MORALES Randa	.000	2-1	3	0	0	0	0	0	0	0	.000	0	0	2	1	.000	0	0	0-0	
36	FERRER RIVERA Jaim	.000	4-1	8	0	0	0	0	0	0	0	.000	0	0	3	0	.125	0	0	0-0	
9	HERNANDEZ RIVERA L	.000	1-0	2	1	0	0	0	0	0	0	.000	1	0	0	0	.333	0	0	0-0	
Totals		.225		160	19	36	7	1	5	16	60	.375	20	3	52	3	.322	0	1	1-4	
Opponents		.312		170	36	53	11	0	9	32	91	.535	17	4	27	2	.385	1	1	8-10	

(All Games, Sorted by Earned Run Avg)

#	PLAYER	ERA	W-L	SV	IP	G	GS	CG	SHO	H	R	ER	BB	SO	2B	3B	HR	AB	B/Avg	WP	HP	BK	IBB	SHA	SFA
31	BENITEZ ROMAN Jorg	0.00	0-0	0	4.1	4	0	0	0	1	0	0	3	4	0	0	0	14	.071	0	0	0	0	0	0
62	CINTRON BAEZ Luis	0.00	0-0	0	1.0	1	0	0	0	1	0	0	0	0	1	0	0	4	.250	0	0	0	0	0	0
2	CHACON Ojani Noa	0.00	0-0	0	0.0	1	0	0	0	1	1	1	0	0	0	0	0	1	1.000	0	0	0	0	0	0
51	BERMUDEZ DE JESUS	2.16	0-0	0	8.1	2	2	0	0	5	2	2	3	9	1	0	1	29	.172	0	0	0	0	0	0
28	BURGOS RAMOS Raymo	2.25	1-0	0	4.0	3	0	0	0	4	1	1	1	3	0	0	1	15	.267	0	0	0	0	0	0
33	BERRIOS FLORES Osv	3.00	0-0	0	6.0	3	0	0	0	3	2	2	0	3	0	0	1	20	.150	0	2	0	0	0	0
20	RODRIGUEZ Ivan Der	8.10	0-0	0	3.1	2	1	0	0	6	3	3	1	3	0	0	1	16	.375	0	0	0	0	0	0
63	CRUZ TORRES Luis L	10.13	0-1	1	2.2	3	1	0	0	3	3	3	4	0	0	0	0	9	.333	2	0	0	0	1	0
14	SANTIAGO RONDON An	13.50	0-0	0	4.2	2	0	0	0	15	10	7	0	2	5	0	2	28	.536	0	1	0	0	0	0
34	GARCIA Jason Emili	13.50	0-1	0	1.1	1	0	0	0	0	2	2	1	1	0	0	0	4	.000	0	1	0	0	0	0
60	RAMIREZ LUGO Ruben	15.43	0-1	0	2.1	3	0	0	0	5	4	4	2	1	1	0	1	13	.385	2	0	0	0	0	0
65	FIGUEROA FIGUEROA	21.60	0-0	0	1.2	1	0	0	0	5	4	4	1	0	2	0	0	9	.556	1	0	0	0	0	1
37	MIRANDA VEINTIDOS	27.00	0-1	0	1.1	1	1	0	0	4	4	4	1	1	1	0	2	8	.500	0	0	0	0	0	0
Totals		7.24	1-4	1	41.0	5	5	0	0	53	36	33	17	27	11	0	9	170	.312	5	4	0	0	1	1
Opponents		3.14	4-1	1	43.0	5	5	0	0	36	19	15	20	52	7	1	5	160	.225	1	3	0	0	1	0

(All Games, Sorted by Fielding Pct)

#	PLAYER	C	PO	A	E	DP	FLD%	CSB	SBA	SBA%	CI	PB
18	ROSS TARABOCHIE Sh	34	30	4	0	3	1.000	0	0	0	0	0
29	CENTENO APONTE Jua	24	22	2	0	1	1.000	1	7	.875	0	0
40	CEBALLOS ROSA Sabi	18	6	12	0	2	1.000	0	0	0	0	0
44	RIVERA TORRES Yadi	15	7	8	0	0	1.000	0	0	0	0	0
17	VILLEGAS ROSADO Ed	14	13	1	0	0	1.000	0	0	0	0	0
25	PAGAN RODRIGUEZ Ez	13	13	0	0	0	1.000	0	0	0	0	0
12	CORTES Carlos Andr	9	9	0	0	0	1.000	0	0	0	0	0
32	TORRES MURILLO Vic	8	8	0	0	0	1.000	0	0	0	0	0
51	BERMUDEZ DE JESUS	3	1	2	0	0	1.000	0	1	1.000	0	0
63	CRUZ TORRES Luis L	2	0	2	0	0	1.000	1	0	.000	0	0
64	FELIX MORALES Edri	2	1	1	0	1	1.000	0	0	0	0	0
9	HERNANDEZ RIVERA L	2	2	0	0	0	1.000	0	0	0	0	0
46	VAZ Javier Rafeal	17	10	6	1	1	.941	0	0	0	0	0
14	SANTIAGO RONDON An	2	1	0	1	0	.500	0	0	0	0	0
61	DIAZ MORALES Randa	2	0	1	1	0	.500	0	0	0	0	0
Totals		165	123	39	3	4	.982	2	8	.800	0	0
Opponents		168	129	37	2	3	.988	3	1	.250	0	2

# TEAM'S STATS – ESTADÍSTICAS DE EQUIPO

(INCLUDING GAMES 16-30 – INCLUYENDO JUEGOS DEL 16 AL 30)



## CHINESE TAIPEI

## TPE

(All Games, Sorted by Batting Avg)

Record: Tournament: 4-1 / Opening Round: 4-1 / Super Round Group: 0-0

#	PLAYER	AVG	GP	GS	AB	R	H	2B	3B	HR	RBI	TB	SLG%	BB	HP	SO	GDP	OB%	SF	SH	SB-ATT
95	DAI Pei-Fong	.667	2-1	6	1	4	1	0	1	1	8	1.333	0	0	1	1	.667	0	0	0-0	
24	CHEN Chieh-Hsien	.571	4-4	14	4	8	0	0	1	3	11	.786	4	0	1	0	.667	0	0	2-2	
35	PAN Chieh-Kai	.389	5-5	18	1	7	1	0	0	1	8	.444	1	0	2	2	.421	0	1	0-1	
83	LIN Li	.353	4-4	17	4	6	1	0	1	5	10	.588	0	0	3	0	.333	1	0	2-2	
4	GILJEGILJAW Kungku	.333	3-1	6	1	2	1	0	1	4	6	1.000	0	0	2	0	.333	0	0	0-0	
98	CHEN Chen-Wei	.294	5-4	17	4	5	0	0	1	4	8	.471	1	0	2	0	.333	0	0	0-0	
77	LIN An-Ko	.250	3-2	8	0	2	1	0	0	0	3	.375	0	1	2	0	.333	0	0	0-0	
32	TSENG Song-En	.200	4-4	10	1	2	1	0	0	2	3	.300	4	0	3	1	.429	0	0	0-0	
9	CHANG Cheng-Yu	.143	3-1	7	1	1	0	0	0	1	1	.143	0	0	1	0	.143	0	0	1-1	
85	CHU Yu-Hsien	.133	5-4	15	0	2	0	0	0	0	2	.133	4	0	3	0	.316	0	0	0-0	
90	CHIANG Kun-Yu	.111	4-4	9	2	1	0	0	1	1	4	.444	1	1	2	0	.273	0	0	0-0	
25	LI Kai-Wei	.077	4-4	13	2	1	0	0	0	0	1	.77	2	0	2	0	.200	0	0	0-0	
27	LIN Chia-Cheng	.063	5-5	16	0	1	0	0	0	0	1	.63	0	0	6	1	.063	0	0	0-0	
14	CHIU Chih-Cheng	.000	2-1	5	0	0	0	0	0	0	0	.000	0	0	2	0	.000	0	0	0-0	
58	YUEH Tung-Hua	.000	2-1	2	1	0	0	0	0	0	0	.000	1	0	1	0	.333	0	0	0-0	
Totals		.258		163	22	42	6	0	6	22	66	.405	18	2	33	5	.337	1	1	5-6	
Opponents		.171		158	10	27	7	0	4	10	46	.291	9	1	47	2	.219	1	1	3-4	

(All Games, Sorted by Earned Run Avg)

#	PLAYER	ERA	W-L	SV	IP	G	GS	CG	SHO	H	R	ER	BB	SO	2B	3B	HR	AB	B/Avg	WP	HP	BK	IBB	SHA	SFA
17	CHEN Kuan-Yu	0.00	0-0	0	3.2	4	0	0	0	1	0	0	0	4	0	0	0	12	.083	0	0	0	0	0	0
64	WANG Chih-Hsuan	0.00	1-0	0	2.0	2	0	0	0	1	0	0	0	2	1	0	0	7	.143	0	0	0	0	0	0
69	HUANG Tzu-Peng	0.00	1-0	0	7.1	2	2	0	0	0	0	0	1	6	0	0	0	21	.000	0	0	0	0	0	0
19	CHANG Yi	0.00	2-0	0	2.2	2	0	0	0	1	0	0	1	3	0	0	0	9	.111	0	0	0	0	0	0
71	CHUANG Hsin Yen	0.00	0-0	0	2.0	3	0	0	0	0	0	0	0	2	0	0	0	6	.000	0	0	0	0	0	0
12	CHIANG Kuo-Hao	0.00	0-0	0	2.2	1	0	0	0	1	0	0	2	3	1	0	0	9	.111	0	0	0	0	0	0
39	HUANG En-Sih	0.00	0-0	0	2.2	2	0	0	0	4	0	0	0	3	0	0	0	11	.364	0	0	0	0	0	0
75	KUO Chun-Lin	2.45	0-0	0	3.2	1	1	0	0	5	1	1	1	5	1	0	1	15	.333	0	0	0	0	0	0
59	CHEN Kuan-Wei	2.70	0-0	0	3.1	4	0	0	0	4	1	1	0	6	1	0	1	14	.286	0	0	0	0	0	0
18	LIN Kai-Wei	3.00	0-0	0	3.0	3	0	0	0	2	1	1	0	4	0	0	1	11	.182	0	0	0	0	0	0
45	LIN Yu-Min	3.86	0-0	0	4.2	1	1	0	0	2	2	2	1	3	1	0	0	16	.125	0	1	0	0	0	0
21	WU Chun-Wei	4.50	0-0	3	4.0	4	0	0	0	4	2	2	0	5	1	0	0	15	.267	0	0	0	0	1	0
20	CHEN Po-Ching	5.40	0-1	0	3.1	1	1	0	0	2	3	2	3	1	1	0	1	12	.167	0	0	0	1	0	1
Totals		1.80	4-1	3	45.0	5	5	0	0	27	10	9	9	47	7	0	4	158	.171	0	1	0	1	1	1
Opponents		4.60	1-4	1	43.0	5	5	0	0	42	22	22	18	33	6	0	6	163	.258	3	2	0	0	1	1

(All Games, Sorted by Fielding Pct)

#	PLAYER	C	PO	A	E	DP	FLD%	CSB	SBA	SBA%	CI	PB
27	LIN Chia-Cheng	48	45	3	0	1	1.000	1	2	.667	0	0
85	CHU Yu-Hsien	37	34	3	0	2	1.000	0	0	0	0	0
25	LI Kai-Wei	18	7	11	0	3	1.000	0	0	0	0	0
90	CHIANG Kun-Yu	14	3	11	0	2	1.000	0	0	0	0	0
83	LIN Li	10	10	0	0	0	1.000	0	0	0	0	0
98	CHEN Chen-Wei	7	7	0	0	0	1.000	0	0	0	0	0
9	CHANG Cheng-Yu	6	0	6	0	0	1.000	0	0	0	0	0
58	YUEH Tung-Hua	6	3	3	0	0	1.000	0	0	0	0	0
24	CHEN Chieh-Hsien	3	3	0	0	0	1.000	0	0	0	0	0
21	WU Chun-Wei	3	2	1	0	0	1.000	0	0	0	0	0
77	LIN An-Ko	2	2	0	0	0	1.000	0	0	0	0	0
71	CHUANG Hsin Yen	1	0	1	0	0	1.000	0	0	0	0	0
14	CHIU Chih-Cheng	1	0	1	0	0	1.000	0	0	0	0	0
12	CHIANG Kuo-Hao	1	0	1	0	0	1.000	0	0	0	0	0
69	HUANG Tzu-Peng	1	0	1	0	0	1.000	0	0	0	0	0
95	DAI Pei-Fong	16	14	1	1	0	.938	0	1	1.000	0	0
35	PAN Chieh-Kai	12	4	7	1	0	.917	0	0	0	0	0
45	LIN Yu-Min	3	1	1	1	0	.667	0	0	0	0	0
Totals		189	135	51	3	3	.984	1	3	.750	0	0
Opponents		189	129	55	5	7	.974	1	5	.833	1	0



# TEAM'S STATS – ESTADÍSTICAS DE EQUIPO

(INCLUDING GAMES 1-15 – INCLUYENDO JUEGOS DEL 1 AL 15)



## USA

## USA

(All Games, Sorted by Batting Avg)

Record: Tournament: 3-2 / Opening Round: 3-2 /

#	PLAYER	AVG	GP-GS	AB	R	H	2B	3B	HR	RBI	TB	SLG%	BB	HP	SO	GDP	OB%	SF	SH	SB-ATT
1	SHAW Matthew James	.579	5-5	19	6	11	1	1	2	12	20	1.053	2	1	3	1	.609	1	0	3-3
6	SIMPSON Chandler L	.550	5-5	20	7	11	1	0	0	4	12	.600	3	0	0	0	.609	0	1	6-6
2	JOHNSON Termarr Je	.385	5-4	13	6	5	0	0	1	2	8	.615	4	0	3	0	.529	0	0	0-0
22	CRAWFORD Justin Ca	.333	5-5	18	2	6	3	0	1	3	12	.667	2	0	1	0	.400	0	0	1-1
10	WARD Ryan Joseph	.333	5-4	15	5	5	0	0	4	10	17	1.133	1	0	6	0	.353	1	0	0-0
11	RITTER Lucas	.250	5-5	20	3	5	2	0	1	2	10	.500	1	0	8	0	.273	1	0	0-0
9	THOMAS Colby Grant	.250	5-4	16	2	4	1	0	0	1	5	.313	2	1	6	0	.368	0	0	1-1
7	WILLIAMS Carson Ev	.200	5-5	15	2	3	1	0	0	0	4	.267	5	0	6	0	.400	0	0	3-3
28	OKEY Christopher C	.200	2-1	5	1	1	0	0	0	1	1	.200	0	0	2	0	.200	0	0	0-0
8	BALDWIN Drake Rand	.111	3-2	9	2	1	0	0	0	1	1	.111	1	0	2	0	.200	0	0	0-0
18	ELKO Timothy John	.000	3-2	6	0	0	0	0	0	0	0	.000	0	0	4	0	.000	0	0	0-0
3	DEVANNEY Cameron M	.000	1-1	2	0	0	0	0	0	0	0	.000	2	0	0	0	.500	0	0	0-0
25	MACIVER William Jo	.000	2-2	6	0	0	0	0	0	0	0	.000	0	0	4	0	.000	0	0	0-0
Totals		.317		164	36	52	9	1	9	36	90	.549	23	2	45	1	.401	3	1	14-14
Opponents		.216		148	13	32	5	0	6	11	55	.372	8	1	48	4	.259	1	3	2-3

(All Games, Sorted by Earned Run Avg)

#	PLAYER	ERA	W-L	SV	IP	G	GS	CG	SHO	H	R	ER	BB	SO	2B	3B	HR	AB	B/Avg	WP	HP	BK	IBB	SHA	SFA
39	MILLS Zane J R	0.00	0-0	0	0.2	1	0	0	0	0	0	0	0	0	0	0	0	2	.000	0	0	0	0	0	0
55	PATTON Spencer Bur	0.00	0-0	0	3.0	3	0	0	0	2	0	0	0	4	0	0	0	11	.182	0	0	0	0	0	0
27	MENENDEZ Antonio D	0.00	2-0	0	4.1	2	0	0	0	4	0	0	1	5	1	0	0	16	.250	0	0	0	0	0	0
24	GOSE Anthony Rober	0.00	0-0	0	2.1	3	0	0	0	1	0	0	0	1	0	0	0	8	.125	0	0	0	0	0	0
26	HILL Richard Josep	0.00	0-0	0	6.1	2	2	0	0	4	1	0	2	9	1	0	0	22	.182	0	0	1	0	0	0
35	DRURY Austin Willi	0.00	0-0	0	1.0	1	0	0	0	0	0	0	0	0	0	0	0	3	.000	0	0	0	0	0	0
21	BENSCHOTER Samuel	2.25	1-1	0	4.0	2	0	0	0	5	1	1	1	5	0	0	1	17	.294	1	0	0	0	0	0
40	GROTZ Zachary Dyla	2.45	0-0	0	3.2	1	1	0	0	2	1	1	1	3	0	0	0	11	.182	0	0	0	0	0	1
54	ALTAVILLA Daniel	3.00	0-0	0	3.0	3	0	0	0	1	1	1	0	5	0	0	1	10	.100	0	0	0	0	0	0
34	THOMPSON Darrell S	3.00	0-0	0	3.0	2	0	0	0	1	1	1	0	4	0	0	1	10	.100	0	0	0	0	0	0
12	TOUSSAINT Dany Gil	4.50	0-0	0	2.0	1	1	0	0	2	1	1	1	5	1	0	1	8	.250	0	1	0	0	0	0
49	VERNON Austin Jere	4.50	0-0	0	2.0	2	0	0	0	1	1	1	0	3	0	0	1	7	.143	0	0	0	0	0	0
23	LAWRENCE Casey Lee	5.40	0-0	0	3.1	1	1	0	0	4	2	2	0	4	0	0	1	14	.286	1	0	1	0	0	0
43	VIEAUX Cameron Sco	6.75	0-0	0	1.1	1	0	0	0	3	1	1	0	1	1	0	0	6	.500	0	0	0	0	0	0
31	ADLER Eric Michael	18.00	0-1	0	1.0	1	0	0	0	2	3	2	2	0	0	0	0	3	.667	0	0	0	0	3	0
Totals		2.41	3-2	0	41.0	5	5	0	0	32	13	11	8	48	5	0	6	148	.216	2	1	2	0	3	1
Opponents		7.81	2-3	2	40.1	5	5	0	0	52	36	35	23	45	9	1	9	164	.317	0	2	0	0	1	3

(All Games, Sorted by Fielding Pct)

#	PLAYER	C	PO	A	E	DP	FLD%	CSB	SBA	SBA%	CI	PB
11	RITTER Lucas	37	33	4	0	4	1.000	0	0	0	0	0
8	BALDWIN Drake Rand	21	21	0	0	0	1.000	0	0	0	0	0
25	MACIVER William Jo	18	14	4	0	1	1.000	1	2	.667	0	1
28	OKEY Christopher C	11	11	0	0	0	1.000	0	0	0	0	0
18	ELKO Timothy John	10	10	0	0	1	1.000	0	0	0	0	0
22	CRAWFORD Justin Ca	8	8	0	0	0	1.000	0	0	0	0	0
6	SIMPSON Chandler L	7	7	0	0	0	1.000	0	0	0	0	0
1	SHAW Matthew James	6	2	4	0	1	1.000	0	0	0	0	0
9	THOMAS Colby Grant	4	4	0	0	0	1.000	0	0	0	0	0
49	VERNON Austin Jere	2	1	1	0	0	1.000	0	0	0	0	0
31	ADLER Eric Michael	1	0	1	0	0	1.000	0	0	0	0	0
3	DEVANNEY Cameron M	1	1	0	0	0	1.000	0	0	0	0	0
27	MENENDEZ Antonio D	1	0	1	0	0	1.000	0	0	0	0	0
10	WARD Ryan Joseph	1	1	0	0	0	1.000	0	0	0	0	0
23	LAWRENCE Casey Lee	1	0	1	0	0	1.000	0	0	0	0	0
2	JOHNSON Termarr Je	18	5	12	1	3	.944	0	0	0	0	0
7	WILLIAMS Carson Ev	23	5	16	2	4	.913	0	0	0	0	0
26	HILL Richard Josep	2	0	1	1	0	.500	0	0	0	0	0
Totals		172	123	45	4	5	.977	1	2	.667	0	1
Opponents		160	121	36	3	2	.981	0	14	1.000	0	0



# TEAM'S STATS – ESTADÍSTICAS DE EQUIPO

(INCLUDING GAMES 1-15 – INCLUYENDO JUEGOS DEL 1 AL 15)



## VENEZUELA

## VEN

(All Games, Sorted by Batting Avg)

Record: Tournament: 4-1 / Opening Round: 4-1 /

#	PLAYER	AVG	GP	GS	AB	R	H	2B	3B	HR	RBI	TB	SLG%	BB	HP	SO	GDP	OB%	SF	SH	SB-ATT
6	MACHADO MORENO Dix	1.000	1	0	1	0	1	0	0	1	1	1	1.000	0	0	0	0	1.000	0	0	0-0
14	PEREZ BOLIVAR Hern	.857	2	-2	7	4	6	2	0	2	3	14	2.000	0	0	0	0	.857	0	0	0-1
13	ADRIANZA PALMA Ehi	.444	4	-2	9	2	4	1	0	2	5	11	1.222	2	0	2	0	.545	0	0	0-0
44	PEREZ ALVAREZ Carl	.385	4	-4	13	3	5	1	0	1	3	9	.692	0	1	1	0	.400	1	0	0-0
36	PEREZ ALVAREZ Carl	.375	4	-4	16	2	6	1	0	0	1	7	.438	0	1	1	0	.412	0	0	0-0
37	ARCIA SOLANO Franc	.375	3	-3	8	2	3	0	0	0	2	3	.375	1	1	2	0	.500	0	0	0-0
23	RODRIGUEZ RINCONES	.333	2	-2	6	1	2	0	0	0	2	2	.333	1	0	3	0	.429	0	0	0-0
10	CASTILLO RODRIGUE	.263	5	-5	19	1	5	3	0	0	4	8	.421	0	0	5	1	.250	1	1	0-1
4	PALACIOS LEON Jerm	.250	5	-5	16	6	4	0	0	2	3	10	.625	4	0	6	0	.400	0	1	0-1
31	FLORES DEVIA Ramon	.250	4	-4	12	2	3	3	0	0	2	6	.500	3	0	1	0	.400	0	0	0-1
7	RODRIGUEZ RAMIREZ	.231	5	-4	13	4	3	0	0	1	2	6	.462	2	0	1	0	.333	0	1	0-0
30	REYES QUEREIGUA An	.222	5	-5	18	2	4	1	0	0	1	5	.278	0	0	3	0	.222	0	1	0-1
2	AMARISTA AZOCAR Al	.158	5	-5	19	2	3	2	0	0	1	5	.263	1	0	1	1	.190	1	0	1-1
Totals		.312			157	31	49	14	0	8	28	87	.554	14	3	26	2	.373	3	4	1-5
Opponents		.189			148	13	28	3	2	5	12	50	.338	15	1	57	1	.265	2	2	1-2

(All Games, Sorted by Earned Run Avg)

#	PLAYER	ERA	W-L	SV	IP	G	GS	CG	SHO	H	R	ER	BB	SO	2B	3B	HR	AB	B/Avg	WP	HP	BK	IBB	SHA	SFA
48	ALVAREZ HERNANDEZ	0.00	0	-0	0	2.1	2	0	0	2	0	0	1	3	0	1	0	9	.222	0	0	0	0	0	0
73	BRETO FERNANDEZ Li	0.00	1	-0	0	2.0	2	0	0	1	0	0	1	3	0	0	0	6	.167	0	0	0	0	2	0
18	ZARRAGA ORTIZ Alfr	0.00	0	-0	0	1.0	2	0	0	1	0	0	2	2	0	0	0	4	.250	0	0	0	0	0	0
46	PINTO VALERA Ricar	0.00	2	-0	0	10.0	2	2	0	6	0	0	3	8	0	0	0	35	.171	0	0	0	0	0	0
65	MENDEZ ORTEGA Yoha	0.00	0	-0	0	0.1	1	0	0	0	0	0	0	0	0	0	0	1	.000	0	0	0	0	0	0
85	GARCIA PAREDES Ped	0.00	0	-0	0	1.0	1	0	0	0	0	0	0	0	0	0	0	3	.000	0	0	0	0	0	0
68	RODRIGUEZ RAMIREZ	0.00	0	-0	0	0.2	1	0	0	0	0	0	0	1	0	0	0	2	.000	0	0	0	0	0	0
27	SANCHEZ OQUENDO Ma	1.50	1	-0	0	6.0	1	1	0	3	2	1	0	10	0	0	1	20	.150	0	0	0	0	0	1
63	MOSQUEDA HERNANDEZ	2.08	0	-0	1	4.1	3	0	0	1	1	1	0	10	0	0	1	14	.071	0	0	0	0	0	0
69	VARGAS RANGEL Jesu	3.60	0	-0	0	5.0	1	1	0	4	2	2	0	6	1	1	1	18	.222	0	0	0	0	0	0
58	RODRIGUEZ GRANADIL	3.86	0	-1	0	4.2	2	0	0	3	2	2	1	6	1	0	1	16	.188	0	0	0	0	0	1
67	FRANCO RODRIGUEZ E	5.40	0	-0	0	1.2	3	0	0	2	1	1	2	2	0	0	1	7	.286	0	0	0	0	0	0
54	CASTILLO CAMPOS Ma	6.75	0	-0	0	1.1	1	1	0	1	2	1	3	2	0	0	0	4	.250	0	1	0	0	0	0
76	VIZCAYA FREITEZ An	9.00	0	-0	1	1.0	2	0	0	1	1	1	1	2	0	0	0	4	.250	0	0	0	0	0	0
92	HERNANDEZ BOLIVAR	27.00	0	-0	0	0.2	1	0	0	3	2	2	1	2	1	0	0	5	.600	0	0	0	0	0	0
Totals		2.36	4	-1	2	42.0	5	5	0	28	13	11	15	57	3	2	5	148	.189	0	1	0	0	2	2
Opponents		6.75	1	-4	1	40.0	5	5	0	49	31	30	14	26	14	0	8	157	.312	6	3	2	0	4	3

(All Games, Sorted by Fielding Pct)

#	PLAYER	C	PO	A	E	DP	FLD%	CSB	SBA	SBA%	CI	PB
44	PEREZ ALVAREZ Carl	57	52	5	0	1	1.000	1	0	.000	0	1
36	PEREZ ALVAREZ Carl	22	21	1	0	0	1.000	0	0	0	0	0
37	ARCIA SOLANO Franc	17	17	0	0	0	1.000	0	1	1.000	0	0
4	PALACIOS LEON Jerm	11	4	7	0	0	1.000	0	0	0	0	0
2	AMARISTA AZOCAR Al	9	4	5	0	0	1.000	0	0	0	0	0
30	REYES QUEREIGUA An	9	9	0	0	0	1.000	0	0	0	0	0
7	RODRIGUEZ RAMIREZ	8	8	0	0	0	1.000	0	0	0	0	0
13	ADRIANZA PALMA Ehi	7	3	4	0	1	1.000	0	0	0	0	0
31	FLORES DEVIA Ramon	3	3	0	0	0	1.000	0	0	0	0	0
67	FRANCO RODRIGUEZ E	1	0	1	0	0	1.000	0	0	0	0	0
6	MACHADO MORENO Dix	1	0	1	0	0	1.000	0	0	0	0	0
69	VARGAS RANGEL Jesu	1	1	0	0	0	1.000	0	0	0	0	0
58	RODRIGUEZ GRANADIL	1	1	0	0	0	1.000	0	0	0	0	0
68	RODRIGUEZ RAMIREZ	1	1	0	0	0	1.000	0	0	0	0	0
10	CASTILLO RODRIGUE	9	2	6	1	1	.889	0	0	0	0	0
27	SANCHEZ OQUENDO Ma	2	0	1	1	0	.500	0	0	0	0	0
Totals		159	126	31	2	1	.987	1	1	.500	0	1
Opponents		172	120	45	7	4	.959	4	1	.200	0	0

## SUPER ROUND AND FINALS SUPER RONDA Y FINALES

### STANDINGS – POSICIÓN DE EQUIPOS

SUPER ROUND - SUPER RONDA						
RK	TEAM – EQUIPO	GP	W	L	AVG	GB
1	 JAPAN	3	3	0	<b>1.000</b>	-
2	 CHINESE TAIPEI	3	1	2	<b>.333</b>	2.0
3	 VENEZUELA	3	1	2	<b>.333</b>	2.0
4	 USA	3	1	2	<b>.333</b>	2.0

The Teams are placed according to the Tournament Regulations for the WBSC.

Los equipos son ordenados en atención a los Reglamentos Oficiales de la WBSC.

# SUPER ROUND AND FINALS SUPER RONDA Y FINALES

## SCHEDULE AND RESULTS – CALENDARIO Y RESULTADOS

### THURSDAY NOVEMBER 21, 2024 – JUEVES 21 DE NOVIEMBRE DE 2024

#	Hour Hora	Stadium Campo	Group Grupo	Visitor Team Equipo Visitante	Home Team Equipo Local	Score	Inn
31	12:00	Tokyo Dome Tokyo	SR	 CHINESE TAIPEI	 VENEZUELA	0-2	
32	19:00	Tokyo Dome Tokyo	SR	 USA	 JAPAN	1-9	

### FRIDAY NOVEMBER 22, 2024 – VIERNES 22 DE NOVIEMBRE DE 2024

#	Hour Hora	Stadium Campo	Group Grupo	Visitor Team Equipo Visitante	Home Team Equipo Local	Score	Inn
33	12:00	Tokyo Dome Tokyo	SR	 CHINESE TAIPEI	 USA	8-2	
34	19:00	Tokyo Dome Tokyo	SR	 VENEZUELA	 JAPAN	6-9	

### SATURDAY NOVEMBER 23, 2024 – SÁBADO 23 DE NOVIEMBRE DE 2024

#	Hour Hora	Stadium Campo	Group Grupo	Visitor Team Equipo Visitante	Home Team Equipo Local	Score	Inn
34	12:00	Tokyo Dome Tokyo	SR	 USA	 VENEZUELA	6-5	
35	19:00	Tokyo Dome Tokyo	SR	 CHINESE TAIPEI	 JAPAN	6-9	

### SUNDAY NOVEMBER 24, 2024 – DOMINGO 24 DE NOVIEMBRE DE 2024

#	Hour Hora	Stadium Campo	Group Grupo	Visitor Team Equipo Visitante	Home Team Equipo Local	Score	Inn
36	12:00	Tokyo Dome Tokyo	BRONZE 	 USA	 VENEZUELA	6-1	
37	19:00	Tokyo Dome Tokyo	GOLD 	 CHINESE TAIPEI	 JAPAN	4-0	

Local time in Tokyo, Japan (GMT +9) / Hora local en Tokio, Japón (GMT +9)

# GAME SUMMARY - RESULTADO DEL JUEGO 31

## (SUPER ROUND - SUPER RONDA)

### CHINESE TAIPEI - VENEZUELA

Nov 21, 2024 at JPN, TPE, MEX (Tokyo Dome)

Chinese Taipei.....000 000 000 - 0 7 1  
Venezuela.....000 200 00X - 2 6 0

Chinese Taipei 0

PLAYER	AB	R	H	BI	2B	3B	HR	BB	SB	CS	HP	SH	SF	SO	IBB	KL	GDP	PO	A	E
CHEN Chen-Wei lf	4	0	0	0	0	0	0	0	0	0	0	0	0	2	0	2	0	1	0	0
LIN Li rf	4	0	0	0	0	0	0	0	0	0	0	0	0	1	0	0	0	2	0	0
CHEN Chieh-Hsien cf	3	0	3	0	0	0	0	0	0	0	1	0	0	0	0	0	0	3	0	0
TSENG Song-En dh	4	0	1	0	1	0	0	0	0	0	0	0	0	3	0	0	0	0	0	0
PAN Chieh-Kai 3b	3	0	0	0	0	0	0	0	0	0	0	0	0	1	0	0	1	1	3	1
CHIU Chih-Cheng ph	1	0	0	0	0	0	0	0	0	0	0	0	0	0	0	0	0	0	0	0
CHU Yu-Hsien lb	3	0	0	0	0	0	0	0	0	0	0	0	0	2	1	0	7	0	0	0
DAI Pei-Fong ph	1	0	0	0	0	0	0	0	0	0	0	0	0	0	0	0	0	0	0	0
CHIANG Kun-Yu ss	4	0	2	0	0	0	0	0	0	0	0	0	0	2	0	0	0	2	3	0
LIN Chia-Cheng c	2	0	0	0	0	0	0	1	0	0	0	0	0	0	0	0	0	5	1	0
YUEH Tung-Hua 2b	2	0	1	0	0	0	0	0	0	0	0	0	0	1	0	1	0	2	0	0
GILJEGILJAW Kungkuan ph	1	0	0	0	0	0	0	0	0	0	0	0	0	1	0	0	0	0	0	0
LI Kai-Wei 2b	0	0	0	0	0	0	0	0	0	0	0	0	0	0	0	0	0	1	0	0
HUANG Tzu-Peng p	0	0	0	0	0	0	0	0	0	0	0	0	0	0	0	0	0	0	2	0
WANG Chih-Hsuan p	0	0	0	0	0	0	0	0	0	0	0	0	0	0	0	0	0	0	0	0
CHANG Yi p	0	0	0	0	0	0	0	0	0	0	0	0	0	0	0	0	0	0	0	0
HUANG En-Sih p	0	0	0	0	0	0	0	0	0	0	0	0	0	0	0	0	0	0	1	0
CHUANG Hsin Yen p	0	0	0	0	0	0	0	0	0	0	0	0	0	0	0	0	0	0	0	0
Totals	32	0	7	0	1	0	0	1	0	0	1	0	0	13	0	4	1	24	10	1

Venezuela 2

PLAYER	AB	R	H	BI	2B	3B	HR	BB	SB	CS	HP	SH	SF	SO	IBB	KL	GDP	PO	A	E
AMARISTA Alexi cf	4	0	1	0	0	0	0	0	0	0	0	0	0	0	0	0	0	1	0	0
PEREZ Hernan dh	4	0	1	0	0	0	0	0	0	1	0	0	0	0	0	0	0	0	0	0
FLORES Ramon rf	3	1	1	0	0	0	0	0	0	0	0	0	0	1	0	0	0	1	0	0
PEREZ Carlos c	3	1	1	2	0	0	1	0	0	0	0	0	0	0	0	0	0	13	0	0
RODRIGUEZ Herlis lf	3	0	0	0	0	0	0	0	0	0	0	0	0	1	0	0	0	3	1	0
PALACIOS Jermaine 3b/lb	3	0	1	0	0	0	0	0	0	0	0	0	0	0	0	0	0	2	0	0
ADRIANZA Ehire 2b	3	0	0	0	0	0	0	0	0	0	0	0	0	3	0	1	0	1	2	0
RODRIGUEZ David lb	3	0	0	0	0	0	0	0	0	0	0	0	0	0	0	0	0	5	0	0
MACHADO Dixon pr/3b	0	0	0	0	0	0	0	0	0	0	0	0	0	0	0	0	0	0	0	0
CASTILLO Diego ss	2	0	1	0	0	0	0	0	0	0	0	1	0	0	0	0	0	1	2	0
RODRIGUEZ Nivaldo p	0	0	0	0	0	0	0	0	0	0	0	0	0	0	0	0	0	0	0	0
RODRIGUEZ Ricardo p	0	0	0	0	0	0	0	0	0	0	0	0	0	0	0	0	0	0	0	0
BRETO Liarvis p	0	0	0	0	0	0	0	0	0	0	0	0	0	0	0	0	0	0	0	0
GARCIA Pedro p	0	0	0	0	0	0	0	0	0	0	0	0	0	0	0	0	0	0	0	0
ALVAREZ Jose p	0	0	0	0	0	0	0	0	0	0	0	0	0	0	0	0	0	0	0	0
VIZCAYA Anthony p	0	0	0	0	0	0	0	0	0	0	0	0	0	0	0	0	0	0	0	0
MOSQUEDA Oddanier p	0	0	0	0	0	0	0	0	0	0	0	0	0	0	0	0	0	0	1	0
FRANCO Enderson p	0	0	0	0	0	0	0	0	0	0	0	0	0	0	0	0	0	0	0	0
Totals	28	2	6	2	0	0	1	0	0	1	0	1	0	5	0	1	0	27	6	0

Chinese Taipei	IP	H	R	ER	BB	SO	WP	HP	BK	IBB	SH	SF	2B	3B	HR	AB	BF	FO	GO	NP
HUANG Tzu-Peng L,1-1	4.2	5	2	2	0	3	0	0	0	0	0	0	0	0	1	18	18	6	4	56
WANG Chih-Hsuan	0.1	0	0	0	0	0	0	0	0	0	0	0	0	0	0	1	1	1	0	5
CHANG Yi	1.1	0	0	0	0	1	0	0	0	0	0	0	0	0	0	4	4	2	1	12
HUANG En-Sih	1.0	1	0	0	0	1	0	0	0	0	1	0	0	0	0	3	4	0	1	13
CHUANG Hsin Yen	0.2	0	0	0	0	0	0	0	0	0	0	0	0	0	0	2	2	1	1	7

Venezuela	IP	H	R	ER	BB	SO	WP	HP	BK	IBB	SH	SF	2B	3B	HR	AB	BF	FO	GO	NP
RODRIGUEZ Nivaldo	4.0	3	0	0	0	5	0	0	0	0	0	0	1	0	0	14	14	3	3	52
RODRIGUEZ Ricardo	0.1	1	0	0	1	1	0	0	0	0	0	0	0	0	0	2	3	0	0	10
BRETO Liarvis	0.1	1	0	0	0	1	0	0	0	0	0	0	0	0	0	2	2	0	0	10
GARCIA Pedro	0.1	0	0	0	0	0	0	0	0	0	0	0	0	0	0	1	1	1	0	4
ALVAREZ Jose	1.2	2	0	0	0	2	0	0	0	0	0	0	0	0	0	6	6	1	1	23
VIZCAYA Anthony	0.1	0	0	0	0	1	0	0	0	0	0	0	0	0	0	1	1	0	0	5
MOSQUEDA Oddanier W,1-0	1.2	0	0	0	0	2	0	1	0	0	0	0	0	0	0	5	6	0	3	31
FRANCO Enderson SV,1	0.1	0	0	0	0	1	0	0	0	0	0	0	0	0	0	1	1	0	0	4

Umpires: HP-Angel CAMPOS (USA), 1B-Tim Martin MEYER (GER), 2B-Chikara Tsugawa (JPN), 3B-Kazuyuki SHIRAI (JPN), CO-Alan IZAGUIRRE (MEX)  
 Scorers: Fuka NAKAMURA (JPN), Jennie MOLONEY (AUS), Susana SANTOS (ESP)  
 TC: George SANTIAGO (PUR), Maki ITOH (JPN)  
 Start: 12:00 Time: 2:39 Attendance: 6790 Weather: - 22°C

# GAME SUMMARY - RESULTADO DEL JUEGO 32

## (SUPER ROUND - SUPER RONDA)



# USA - JAPAN



Nov 21, 2024 at JPN, TPE, MEX (Tokyo Dome)

United States of America.000 010 000 - 1 6 2  
Japan.....000 030 33X - 9 11 0

### United States of America 1

PLAYER	AB	R	H	BI	2B	3B	HR	BB	SB	CS	HP	SH	SF	SO	IBB	KL	GDP	PO	A	E
SIMPSON Chandler rf	4	0	1	0	0	0	0	0	0	0	0	0	0	1	0	0	1	0	0	0
SHAW Matt 3b	4	0	0	0	0	0	0	0	0	0	0	0	0	1	0	0	0	2	0	0
RITTER Luke lb	3	0	0	0	0	0	0	1	0	0	0	0	0	3	0	0	0	7	2	0
WARD Ryan dh	4	0	0	0	0	0	0	0	0	0	0	0	0	3	0	0	0	0	0	0
WILLIAMS Carson ss	2	0	1	0	1	0	0	2	1	0	0	0	0	1	0	0	0	1	0	0
THOMAS Colby lf	4	1	1	1	0	0	1	0	0	0	0	0	0	2	0	0	0	0	0	0
JOHNSON Termarr 2b	4	0	2	0	0	0	0	0	0	0	0	0	0	2	0	1	0	1	3	1
OKEY Chris c	2	0	0	0	0	0	0	0	0	0	0	0	0	2	0	0	0	0	8	0
BALDWIN Drake ph/c	1	0	0	0	0	0	0	0	0	0	0	0	0	1	0	0	0	1	0	1
CRAWFORD Justin cf	3	0	1	0	0	0	0	0	0	0	0	0	0	0	0	0	0	4	0	0
HILL Rich p	0	0	0	0	0	0	0	0	0	0	0	0	0	0	0	0	0	0	0	0
THOMPSON Darrell p	0	0	0	0	0	0	0	0	0	0	0	0	0	0	0	0	0	0	1	0
VERNON Austin p	0	0	0	0	0	0	0	0	0	0	0	0	0	0	0	0	0	0	0	0
PATTON Spencer p	0	0	0	0	0	0	0	0	0	0	0	0	0	0	0	0	0	0	0	0
DRURY Austin p	0	0	0	0	0	0	0	0	0	0	0	0	0	0	0	0	0	0	1	0
MILLS Zane p	0	0	0	0	0	0	0	0	0	0	0	0	0	0	0	0	0	0	0	0
VIEAUX Cam p	0	0	0	0	0	0	0	0	0	0	0	0	0	0	0	0	0	0	0	0
Totals	31	1	6	1	1	0	1	3	1	0	0	0	0	16	0	1	1	24	7	2

### Japan 9

PLAYER	AB	R	H	BI	2B	3B	HR	BB	SB	CS	HP	SH	SF	SO	IBB	KL	GDP	PO	A	E
KUWAHARA Masayuki lf	4	3	1	1	0	0	0	0	0	0	1	0	0	1	0	0	0	1	1	0
KOZONO Kaito 2b	5	2	3	7	0	1	2	0	0	0	0	0	0	1	0	0	0	1	1	0
TATSUMI Ryosuke cf	5	0	2	0	0	0	0	0	1	0	0	0	0	2	0	0	0	1	0	0
MORISHITA Shota rf	4	0	0	0	0	0	0	0	0	0	0	0	0	0	0	0	0	1	0	0
KURIHARA Ryoya 3b	3	0	1	0	0	0	0	0	1	0	1	0	0	0	0	0	0	1	0	0
MAKI Shugo lb	4	0	0	0	0	0	0	0	0	0	0	0	0	0	0	0	0	5	0	0
GENDA Sosuke ss	4	1	1	0	0	0	0	0	0	0	0	0	0	2	0	0	0	1	2	0
SANO keita dh	3	0	2	0	0	0	0	0	0	0	0	0	0	1	0	0	0	0	0	0
ISOBATA Ryota pr/dh	0	1	0	0	0	0	0	1	1	1	0	0	0	0	0	0	0	0	0	0
SAKAKURA Shogo c	3	2	1	1	1	0	0	0	0	0	1	0	0	1	0	0	0	16	0	0
TAKAHASHI Hiroto p	0	0	0	0	0	0	0	0	0	0	0	0	0	0	0	0	0	0	0	0
SUMIDA Chihiro p	0	0	0	0	0	0	0	0	0	0	0	0	0	0	0	0	0	0	0	0
KITAYAMA Koki p	0	0	0	0	0	0	0	0	0	0	0	0	0	0	0	0	0	0	0	0
FUJIHIRA Shoma p	0	0	0	0	0	0	0	0	0	0	0	0	0	0	0	0	0	0	0	0
YOKOYAMA Rikuto p	0	0	0	0	0	0	0	0	0	0	0	0	0	0	0	0	0	0	0	0
Totals	35	9	11	9	1	1	2	0	3	1	4	0	0	8	0	0	0	27	4	0

United States of America	IP	H	R	ER	BB	SO	WP	HP	BK	IBB	SH	SF	2B	3B	HR	AB	BF	FO	GO	NP
HILL Rich	4.0	1	0	0	0	5	0	0	0	0	0	0	0	0	0	14	14	4	3	58
THOMPSON Darrell L,0-1	0.1	3	3	3	0	0	0	0	0	0	0	0	1	0	0	4	4	0	1	12
VERNON Austin	0.2	1	0	0	0	1	0	0	0	0	0	0	0	1	0	3	3	0	1	12
PATTON Spencer	1.0	1	0	0	0	1	0	0	0	0	0	0	0	0	0	4	4	1	1	20
DRURY Austin	0.1	1	1	1	0	0	0	1	0	0	0	0	0	0	0	1	2	0	0	10
MILLS Zane	0.1	2	2	2	0	0	0	1	0	0	0	0	0	0	1	3	4	0	1	10
VIEAUX Cam	1.1	2	3	3	0	1	0	2	0	0	0	0	0	0	1	6	8	3	0	28

Japan	IP	H	R	ER	BB	SO	WP	HP	BK	IBB	SH	SF	2B	3B	HR	AB	BF	FO	GO	NP
TAKAHASHI Hiroto	4.0	2	0	0	1	8	0	0	0	0	0	0	1	0	0	13	14	0	3	70
SUMIDA Chihiro W,2-0	2.0	2	1	1	0	3	0	0	0	0	0	0	0	1	0	8	8	2	1	26
KITAYAMA Koki	1.0	0	0	0	1	2	0	0	0	0	0	0	0	0	0	3	4	1	0	20
FUJIHIRA Shoma	1.0	1	0	0	0	1	0	0	0	0	0	0	0	0	0	4	4	1	1	13
YOKOYAMA Rikuto	1.0	1	0	0	1	2	0	0	0	0	0	0	0	0	0	3	4	0	0	21

Umpires: HP-Alan IZAGUIRRE (MEX), 1B-Ruben RAMOS (PUR), 2B-Hoon Kyu OH (KOR), 3B-Chan-Jung CHANG (TPE), CO-Angel CAMPOS (USA)  
Scorers: Jennie MOLONEY (AUS), Susana SANTOS (ESP), Fuka NAKAMURA (JPN)  
TC: Enrique BURGOS (PAN), Shari REINIGER (CAN)  
Start: 19:03 Time: 3:07 Attendance: 25428 Weather: - 22°C

## GAME SUMMARY - RESULTADO DEL JUEGO 33 (SUPER ROUND - SUPER RONDA)

# CHINESE TAIPEI - USA

Nov 22, 2024 at JPN, TPE, MEX (Tokyo Dome)

-----  
Chinese Taipei.....000 210 500 - 8 14 1  
United States of America.000 110 000 - 2 8 1  
-----

Chinese Taipei 8

PLAYER	AB	R	H	BI	2B	3B	HR	BB	SB	CS	HP	SH	SF	SO	IBB	KL	GDP	PO	A	E
CHEN Chen-Wei lf/cf	5	0	1	1	0	1	0	1	0	0	0	0	0	0	0	0	0	1	0	0
LIN Li rf	5	0	1	1	0	0	0	0	1	0	0	0	0	1	0	0	0	0	0	0
CHEN Chieh-Hsien cf	2	0	1	0	0	0	0	0	0	1	0	0	0	0	0	0	0	2	0	0
CHIU Chih-Cheng lf	2	1	1	0	0	0	0	0	0	0	0	0	0	0	0	0	0	2	0	0
GILJEGILJAW Kungkuan dh	5	1	2	0	0	0	0	0	0	0	0	0	2	0	1	1	0	0	0	0
PAN Chieh-Kai 1b	2	2	1	0	0	1	3	0	1	0	0	0	0	0	0	0	0	7	0	0
CHIANG Kun-Yu ss	4	1	2	3	0	1	0	0	0	1	0	0	1	0	0	0	0	0	2	0
YUEH Tung-Hua 2b	5	1	1	1	0	0	0	0	0	0	0	0	2	0	0	0	0	3	1	0
LIN Chia-Cheng c	5	1	2	0	1	0	0	0	0	0	0	0	0	1	0	0	0	10	0	0
CHANG Cheng-Yu 3b	5	1	1	1	1	0	0	0	0	0	0	0	2	0	0	0	0	2	3	1
CHEN Po-Ching p	0	0	0	0	0	0	0	0	0	0	0	0	0	0	0	0	0	0	0	0
CHIANG Kuo-Hao p	0	0	0	0	0	0	0	0	0	0	0	0	0	0	0	0	0	0	0	0
WANG Chih-Hsuan p	0	0	0	0	0	0	0	0	0	0	0	0	0	0	0	0	0	0	0	0
CHUANG Hsin Yen p	0	0	0	0	0	0	0	0	0	0	0	0	0	0	0	0	0	0	0	0
CHANG Yi p	0	0	0	0	0	0	0	0	0	0	0	0	0	0	0	0	0	0	0	0
LIN Kai-Wei p	0	0	0	0	0	0	0	0	0	0	0	0	0	0	0	0	0	0	0	0
CHEN Kuan-Yu p	0	0	0	0	0	0	0	0	0	0	0	0	0	0	0	0	0	0	1	0
WU Chun-Wei p	0	0	0	0	0	0	0	0	0	0	0	0	0	0	0	0	0	0	0	0
Totals	40	8	14	8	2	2	1	4	1	1	2	0	9	0	1	1	0	27	7	1

United States of America 2

PLAYER	AB	R	H	BI	2B	3B	HR	BB	SB	CS	HP	SH	SF	SO	IBB	KL	GDP	PO	A	E
SIMPSON Chandler rf	5	0	1	0	0	0	0	0	1	0	0	0	0	0	0	0	0	1	0	0
SHAW Matt 3b	4	0	1	0	0	0	0	1	0	0	0	0	0	0	0	0	0	1	1	0
WILLIAMS Carson ss	5	0	1	0	0	0	0	0	0	0	0	0	0	1	0	0	0	1	4	0
RITTER Luke 1b/lf	3	0	0	0	0	0	0	2	0	0	0	0	0	0	0	0	0	10	0	0
THOMAS Colby lf	2	1	1	1	0	0	1	1	0	0	1	0	0	1	0	0	0	1	0	0
DEVANNEY Cam 1b	0	0	0	0	0	0	0	0	0	0	0	0	0	0	0	0	0	0	0	0
WARD Ryan ph	1	0	1	0	0	0	0	0	0	0	0	0	0	0	0	0	0	0	0	0
ELKO Tim dh	3	0	0	0	0	0	0	1	0	0	0	0	0	3	0	2	0	0	0	0
BALDWIN Drake ph	1	0	0	0	0	0	0	0	0	0	0	0	1	0	0	0	0	0	0	0
JOHNSON Termarr 2b	4	1	1	0	0	0	0	0	0	0	0	0	0	1	0	0	0	3	3	1
MACIVER Willie c	3	0	1	0	1	0	0	1	0	0	0	0	0	1	0	0	0	9	1	0
CRAWFORD Justin cf	3	0	1	1	0	0	0	0	0	0	0	0	1	2	0	0	0	1	0	0
GROTZ Zac p	0	0	0	0	0	0	0	0	0	0	0	0	0	0	0	0	0	0	0	0
BENSCHOTER Sam p	0	0	0	0	0	0	0	0	0	0	0	0	0	0	0	0	0	0	1	0
MENENDEZ Antonio p	0	0	0	0	0	0	0	0	0	0	0	0	0	0	0	0	0	0	0	0
VERNON Austin p	0	0	0	0	0	0	0	0	0	0	0	0	0	0	0	0	0	0	0	0
PATTON Spencer p	0	0	0	0	0	0	0	0	0	0	0	0	0	0	0	0	0	0	0	0
ADLER Eric p	0	0	0	0	0	0	0	0	0	0	0	0	0	0	0	0	0	0	0	0
ALTAVILLA Dan p	0	0	0	0	0	0	0	0	0	0	0	0	0	0	0	0	0	0	0	0
GOSE Anthony p	0	0	0	0	0	0	0	0	0	0	0	0	0	0	0	0	0	0	0	0
Totals	34	2	8	2	1	0	1	6	1	0	1	0	1	10	0	2	0	27	10	1

Chinese Taipei IP H R ER BB SO WP HP BK IBB SH SF 2B 3B HR AB BF FO GO NP

CHEN Po-Ching	2.0	0	0	0	3	2	1	0	0	0	0	0	0	0	0	6	9	3	1	37
CHIANG Kuo-Hao W,1-0	1.0	3	1	1	2	2	0	0	0	0	0	0	1	0	0	6	8	1	0	27
WANG Chih-Hsuan	0.2	0	0	0	0	0	0	0	0	0	0	1	0	0	0	1	2	1	1	4
CHUANG Hsin Yen	1.1	1	1	1	0	1	0	0	0	0	0	0	0	0	1	5	5	0	3	17
CHANG Yi	1.0	1	0	0	0	2	0	0	0	0	0	0	0	0	0	4	4	1	0	12
LIN Kai-Wei	1.0	1	0	0	0	1	0	1	0	0	0	0	0	0	0	4	5	2	0	16
CHEN Kuan-Yu	1.0	0	0	0	1	1	0	0	0	0	0	0	0	0	0	3	4	1	1	18
WU Chun-Wei	1.0	2	0	0	0	1	0	0	0	0	0	0	0	0	0	5	5	1	1	19

United States of America IP H R ER BB SO WP HP BK IBB SH SF 2B 3B HR AB BF FO GO NP

GROTZ Zac	2.2	5	0	0	0	1	0	1	0	0	0	0	0	0	0	12	13	3	3	38
BENSCHOTER Sam L,1-2	1.1	3	2	2	1	2	1	0	0	0	0	0	2	1	0	7	8	0	2	36
MENENDEZ Antonio	1.0	1	1	1	0	1	0	0	0	0	0	0	0	1	4	4	0	2	11	
VERNON Austin	1.0	0	0	0	1	0	0	0	0	0	0	0	0	0	3	4	1	2	12	
PATTON Spencer	0.0	5	5	4	1	0	0	0	0	0	0	0	1	0	5	6	0	0	19	
ADLER Eric	1.0	0	0	0	0	1	0	0	0	0	0	0	0	0	4	4	0	2	15	
ALTAVILLA Dan	1.0	0	0	0	1	2	0	1	0	0	0	0	0	0	2	4	0	0	17	
GOSE Anthony	1.0	0	0	0	0	2	0	0	0	0	0	0	0	0	3	3	1	0	14	

Umpires: HP-Chikara Tsugawa (JPN), 1B-Alan IZAGUIRRE (MEX), 2B-Kazuyuki SHIRAI (JPN), 3B-Hoon Kyu OH (KOR), CO-Ruben RAMOS (PUR)  
Scorers: Jennie MOLONEY (AUS), Fuka NAKAMURA (JPN), Susana SANTOS (ESP)  
TC: Maki ITOH (JPN), Shari REINIGER (CAN)  
Start: 12:00 Time: 3:29 Attendance: 9472 Weather: - 22°C

## GAME SUMMARY - RESULTADO DEL JUEGO 34

### (SUPER ROUND - SUPER RONDA)



# VENEZUELA - JAPAN



Nov 22, 2024 at JPN, TPE, MEX (Tokyo Dome)

-----  
 Venezuela.....020 003 001 - 6 11 0  
 Japan.....300 006 00X - 9 13 0  
 -----

Venezuela 6

PLAYER	AB	R	H	BI	2B	3B	HR	BB	SB	CS	HP	SH	SF	SO	IBB	KL	GDP	PO	A	E
AMARISTA Alexi 2b	5	1	1	0	0	0	0	0	0	0	0	0	0	1	0	0	0	1	3	0
PEREZ Carlos 1b	4	0	1	1	0	0	0	0	0	0	1	0	0	1	0	0	0	6	0	0
RODRIGUEZ Herlis cf	5	1	3	0	1	0	0	0	0	0	0	0	0	2	0	0	0	2	0	0
PEREZ Carlos dh	4	1	1	2	0	0	1	0	0	0	0	0	0	1	0	0	0	0	0	0
FLORES Ramon rf	3	1	0	0	0	0	1	0	0	0	0	0	0	0	0	0	0	3	0	0
PALACIOS Jermaine 3b	3	1	0	0	0	0	0	1	0	0	0	0	0	2	0	0	0	1	1	0
REYES Angel lf	4	1	2	2	0	0	1	0	0	0	0	0	0	1	0	1	0	4	1	0
ARCIA Francisco c	4	0	2	1	0	0	0	0	0	0	0	0	0	0	0	0	0	5	1	0
CASTILLO Diego ss	4	0	1	0	0	0	0	0	0	0	0	0	0	1	0	0	1	2	1	0
PINTO Ricardo p	0	0	0	0	0	0	0	0	0	0	0	0	0	0	0	0	0	0	1	0
MENDEZ Yohander p	0	0	0	0	0	0	0	0	0	0	0	0	0	0	0	0	0	0	0	0
BRETO Liarvis p	0	0	0	0	0	0	0	0	0	0	0	0	0	0	0	0	0	0	0	0
RODRIGUEZ Ricardo p	0	0	0	0	0	0	0	0	0	0	0	0	0	0	0	0	0	0	0	0
ALVAREZ Jose p	0	0	0	0	0	0	0	0	0	0	0	0	0	0	0	0	0	0	0	0
GARCIA Pedro p	0	0	0	0	0	0	0	0	0	0	0	0	0	0	0	0	0	0	0	0
CASTILLO Max p	0	0	0	0	0	0	0	0	0	0	0	0	0	0	0	0	0	0	0	0
Totals	36	6	11	6	1	0	2	2	0	0	1	0	0	9	0	1	1	24	8	0

Japan 9

PLAYER	AB	R	H	BI	2B	3B	HR	BB	SB	CS	HP	SH	SF	SO	IBB	KL	GDP	PO	A	E
KUWAHARA Masayuki lf	5	0	1	0	0	0	0	0	0	0	0	0	0	0	0	0	0	1	0	0
KOZONO Kaito 2b	3	2	2	0	1	0	0	2	0	0	0	0	0	0	0	0	0	1	3	0
TATSUMI Ryosuke cf	4	2	3	1	1	0	0	1	0	1	0	0	0	1	0	0	0	2	0	0
MORISHITA Shota rf	4	2	1	1	0	0	0	1	0	0	0	0	0	0	0	0	1	2	1	0
KURIHARA Ryoya 3b/1b	3	1	1	1	1	0	0	2	0	0	0	0	0	2	0	0	0	1	1	0
MAKI Shugo 1b	4	1	2	4	1	0	1	1	0	0	0	0	0	0	0	0	0	5	1	0
ISOBATA Ryota pr	0	0	0	0	0	0	0	1	0	0	0	0	0	0	0	0	0	0	0	0
KUREBAYASHI Kotaro 3b	0	0	0	0	0	0	0	0	0	0	0	0	0	0	0	0	0	0	0	0
GENDA Sosuke ss	5	0	1	1	0	0	0	0	0	0	0	0	0	0	0	0	0	3	2	0
SANO keita dh	4	0	1	0	0	0	0	1	0	0	0	0	0	0	0	0	0	0	0	0
SAKAKURA Shogo c	2	1	1	1	0	0	1	1	0	0	1	0	0	0	0	0	0	11	1	0
SAIKI Hiroto p	0	0	0	0	0	0	0	0	0	0	0	0	0	0	0	0	0	1	0	0
INOUE Haruto p	0	0	0	0	0	0	0	0	0	0	0	0	0	0	0	0	0	0	0	0
SUZUKI Shota p	0	0	0	0	0	0	0	0	0	0	0	0	0	0	0	0	0	0	0	0
SHIMIZU Tatsuya p	0	0	0	0	0	0	0	0	0	0	0	0	0	0	0	0	0	0	0	0
FUJIIHARA Shoma p	0	0	0	0	0	0	0	0	0	0	0	0	0	0	0	0	0	0	1	0
OTA Taisei p	0	0	0	0	0	0	0	0	0	0	0	0	0	0	0	0	0	0	0	0
Totals	34	9	13	9	4	0	2	8	2	1	1	0	0	3	0	0	1	27	10	0

Venezuela	IP	H	R	ER	BB	SO	WP	HP	BK	IBB	SH	SF	2B	3B	HR	AB	BF	FO	GO	NP
PINTO Ricardo	0.1	3	3	3	2	0	0	0	0	0	0	0	2	0	0	4	6	0	1	28
MENDEZ Yohander	2.2	2	0	0	2	1	0	1	0	0	0	0	1	0	0	10	13	5	2	59
BRETO Liarvis	2.1	2	1	1	0	1	0	0	0	0	0	0	0	0	1	8	8	2	3	26
RODRIGUEZ Ricardo	0.1	0	0	0	0	0	0	0	0	0	0	0	0	0	0	1	1	1	0	3
ALVAREZ Jose L,0-1	0.0	1	2	2	1	0	0	0	0	0	0	0	0	0	0	1	2	0	0	9
GARCIA Pedro	0.1	2	3	3	2	0	0	0	0	0	0	0	0	0	1	3	5	1	0	26
CASTILLO Max	2.0	3	0	0	1	1	0	0	0	0	0	0	1	0	0	7	8	2	1	29

Japan	IP	H	R	ER	BB	SO	WP	HP	BK	IBB	SH	SF	2B	3B	HR	AB	BF	FO	GO	NP
SAIKI Hiroto	5.0	2	2	2	1	5	0	1	0	0	0	0	1	0	1	17	19	7	3	88
INOUE Haruto W,3-0	1.0	4	3	3	1	1	0	0	0	0	0	0	0	0	1	6	7	0	1	28
SUZUKI Shota	0.2	2	0	0	0	0	0	0	0	0	0	0	0	0	0	4	4	1	1	18
SHIMIZU Tatsuya	0.1	0	0	0	0	0	0	0	0	0	0	0	0	0	0	1	1	0	1	5
FUJIIHARA Shoma	1.0	0	0	0	0	2	0	0	0	0	0	0	0	0	0	3	3	0	1	16
OTA Taisei	1.0	3	1	0	0	1	1	0	0	0	0	0	0	0	0	5	5	0	1	16

Umpires: HP-Chan-Jung CHANG (TPE), 1B-Angel CAMPOS (USA), 2B-Ruben RAMOS (PUR), 3B-Tim Martin MEYER (GER)  
 Scorers: Susana SANTOS (ESP), Fuka NAKAMURA (JPN), Jennie MOLONEY (AUS)  
 TC: George SANTIAGO (PUR), Enrique BURGOS (PAN)  
 Start: 19:08 Time: 3:52 Attendance: 33300 Weather: 23°C



# GAME SUMMARY - RESULTADO DEL JUEGO 35

## (SUPER ROUND - SUPER RONDA)



# USA - VENEZUELA



Nov 23, 2024 at JPN, TPE, MEX (Tokyo Dome)

United States of America.020 003 001 - 6 9 0  
Venezuela.....000 001 130 - 5 9 0

### United States of America 6

PLAYER	AB	R	H	BI	2B	3B	HR	BB	SB	CS	HP	SH	SF	SO	IBB	KL	GDP	PO	A	E
SIMPSON Chandler rf	4	0	2	2	0	0	0	0	2	0	0	0	1	0	0	0	0	0	0	0
SHAW Matt 3b	5	1	2	2	1	0	0	0	0	0	0	0	0	1	0	0	0	1	4	0
WILLIAMS Carson ss	5	0	1	1	1	0	0	0	0	0	0	0	0	2	0	2	0	1	3	0
WARD Ryan dh	4	1	1	1	0	0	1	1	0	0	0	0	0	2	0	0	0	0	0	0
THOMAS Colby lf	3	0	0	0	0	0	0	1	1	0	1	0	1	1	0	0	0	2	0	0
JOHNSON Termarr 2b	4	1	0	0	0	0	1	0	0	0	0	0	0	2	0	1	0	2	4	0
BALDWIN Drake c	3	2	2	0	1	0	0	1	0	0	0	0	0	0	0	0	0	9	1	0
RITTER Luke 1b	3	1	1	0	0	0	1	0	0	0	0	0	0	0	0	0	0	10	0	0
CRAWFORD Justin cf	4	0	0	0	0	0	0	0	0	0	0	0	0	1	0	0	0	2	0	0
TOUSSAINT Touki p	0	0	0	0	0	0	0	0	0	0	0	0	0	0	0	0	0	0	0	0
MENENDEZ Antonio p	0	0	0	0	0	0	0	0	0	0	0	0	0	0	0	0	0	0	0	0
VIEAUX Cam p	0	0	0	0	0	0	0	0	0	0	0	0	0	0	0	0	0	0	0	0
ADLER Eric p	0	0	0	0	0	0	0	0	0	0	0	0	0	0	0	0	0	0	0	0
THOMPSON Darrell p	0	0	0	0	0	0	0	0	0	0	0	0	0	0	0	0	0	0	0	0
MILLS Zane p	0	0	0	0	0	0	0	0	0	0	0	0	0	0	0	0	0	0	0	0
Totals	35	6	9	6	3	0	1	5	3	0	1	0	1	9	1	3	0	27	12	0

### Venezuela 5

PLAYER	AB	R	H	BI	2B	3B	HR	BB	SB	CS	HP	SH	SF	SO	IBB	KL	GDP	PO	A	E
AMARISTA Alexi 2b/cf	4	1	2	0	1	0	0	1	0	0	0	0	0	0	0	0	0	1	3	0
PEREZ Hernan dh	4	1	1	0	0	0	1	0	0	0	0	0	0	1	0	0	0	0	0	0
RODRIGUEZ Herlis cf/rf	4	0	1	1	0	0	0	0	0	0	0	0	0	3	0	0	0	4	0	0
PEREZ Carlos c	3	1	1	0	0	0	1	0	0	0	0	0	0	1	0	0	1	9	0	0
FLORES Ramon rf	2	0	0	0	0	0	0	1	0	0	0	0	0	0	0	0	0	2	0	0
CASTILLO Diego ph/2b	1	1	1	3	0	0	1	0	0	0	0	0	0	0	0	0	0	0	0	0
REYES Angel lf	3	0	0	0	0	0	0	1	0	0	0	0	0	1	0	0	2	1	0	0
PEREZ Carlos 1b	4	1	1	1	0	0	1	0	0	0	0	0	0	2	0	0	0	7	0	0
PALACIOS Jermaine 3b	4	0	1	0	0	0	0	0	0	0	0	0	0	0	0	0	0	1	0	0
MACHADO Dixon ss	3	0	1	0	0	0	0	0	0	0	0	0	0	2	0	1	0	1	3	0
ARCIA Francisco ph	0	0	0	0	0	0	0	1	0	0	0	0	0	0	0	0	0	0	0	0
ADRIANZA Ehire pr	0	0	0	0	0	0	0	0	0	0	0	0	0	0	0	0	0	0	0	0
VARGAS Jesus p	0	0	0	0	0	0	0	0	0	0	0	0	0	0	0	0	0	0	0	0
BRETO Liarvis p	0	0	0	0	0	0	0	0	0	0	0	0	0	0	0	0	0	0	0	0
VIZCAYA Anthony p	0	0	0	0	0	0	0	0	0	0	0	0	0	0	0	0	0	1	0	0
HERNANDEZ Arnaldo p	0	0	0	0	0	0	0	0	0	0	0	0	0	0	0	0	0	0	1	0
FRANCO Anderson p	0	0	0	0	0	0	0	0	0	0	0	0	0	0	0	0	0	0	0	0
Totals	32	5	9	5	1	0	2	6	0	0	0	0	0	10	0	1	3	27	7	0

United States of America	IP	H	R	ER	BB	SO	WP	HP	BK	IBB	SH	SF	2B	3B	HR	AB	BF	FO	GO	NP
TOUSSAINT Touki	4.0	2	0	0	2	4	0	0	0	0	0	0	1	0	0	13	15	3	4	56
MENENDEZ Antonio	1.1	0	0	0	0	2	0	0	0	0	0	0	0	0	0	3	3	1	0	10
VIEAUX Cam	0.2	2	1	1	1	0	0	0	0	0	0	0	0	0	0	3	4	0	1	18
ADLER Eric	1.0	2	1	1	1	1	0	0	0	0	0	0	0	1	4	5	0	1	20	
THOMPSON Darrell	0.2	3	3	3	0	1	0	0	0	0	0	0	0	1	5	5	0	1	23	
MILLS Zane W,1-0	1.1	0	0	0	2	2	0	0	0	0	0	0	0	0	4	6	2	0	25	

Venezuela	IP	H	R	ER	BB	SO	WP	HP	BK	IBB	SH	SF	2B	3B	HR	AB	BF	FO	GO	NP
VARGAS Jesus	4.1	4	2	2	3	2	0	1	0	0	0	1	0	0	17	21	6	5	84	
BRETO Liarvis	0.2	0	0	0	1	1	0	0	0	1	0	0	0	0	2	3	0	1	10	
VIZCAYA Anthony	0.2	3	3	3	1	0	0	0	0	0	0	1	2	0	4	6	1	1	30	
HERNANDEZ Arnaldo	2.1	1	0	0	0	3	0	0	0	0	0	0	0	0	8	8	2	2	35	
FRANCO Anderson L,0-1	1.0	1	1	1	0	3	0	0	0	0	0	0	0	1	4	4	0	0	23	

Umpires: HP-Kazuyuki SHIRAI (JPN), 1B-Chan-Jung CHANG (TPE), 2B-Alan IZAGUIRRE (MEX), 3B-Chikara Tsugawa (JPN), CO-Tim Martin MEYER (GER)  
Scorers: Fuka NAKAMURA (JPN), Jennie MOLONEY (AUS), Susana SANTOS (ESP)  
TC: Maki ITOH (JPN), Enrique BURGOS (PAN)  
Start: 12:00 Time: 3:18 Attendance: 8868 Weather: 20° C

## GAME SUMMARY - RESULTADO DEL JUEGO 36 (SUPER ROUND - SUPER RONDA)



# CHINESE TAIPEI - JAPAN



Nov 23, 2024 at JPN, TPE, MEX (Tokyo Dome)

-----  
Chinese Taipei.....001 022 001 - 6 7 0  
Japan.....400 032 00X - 9 10 0  
-----

### Chinese Taipei 6

PLAYER	AB	R	H	BI	2B	3B	HR	BB	SB	CS	HP	SH	SF	SO	IBB	KL	GDP	PO	A	E
CHEN Chen-Wei cf	2	0	0	0	0	0	0	0	0	0	0	0	0	0	0	0	0	2	0	0
CHIU Chih-Cheng cf	2	1	1	2	1	0	0	1	0	0	0	0	0	1	0	0	0	1	0	0
LIN Li rf	2	1	1	1	0	0	0	1	0	0	0	0	0	1	0	0	0	2	0	0
LIN An-Ko ph/rf	2	1	1	1	0	0	1	0	0	0	0	0	0	0	0	0	0	0	0	0
TSENG Song-En lf	3	0	1	1	1	0	0	1	0	0	0	0	0	1	0	0	0	2	0	0
CHU Yu-Hsien ph	1	0	0	0	0	0	0	0	0	0	0	0	0	0	0	0	0	0	0	0
GILJEGILJAW Kungkuan dh	3	0	1	1	0	0	0	2	0	0	0	0	0	1	0	0	0	0	0	0
PAN Chieh-Kai lb	5	0	0	0	0	0	0	0	0	0	0	0	0	1	0	0	0	1	8	1
CHIANG Kun-Yu ss	3	0	0	0	0	0	0	1	0	0	0	0	0	1	0	0	0	0	3	0
DAI Pei-Fong c	4	0	0	0	0	0	0	0	0	0	0	0	0	1	0	0	0	7	0	0
YUEH Tung-Hua 2b	3	1	1	0	0	0	0	1	0	0	0	0	0	1	0	0	0	1	5	0
CHANG Cheng-Yu 3b	3	2	1	0	1	0	0	1	0	0	0	0	0	2	0	2	0	0	0	0
CHEN Po-Ching p	0	0	0	0	0	0	0	0	0	0	0	0	0	0	0	0	0	0	0	0
CHIANG Kuo-Hao p	0	0	0	0	0	0	0	0	0	0	0	0	0	0	0	0	0	1	0	0
KUO Chun-Lin p	0	0	0	0	0	0	0	0	0	0	0	0	0	0	0	0	0	0	0	0
WANG Chih-Hsuan p	0	0	0	0	0	0	0	0	0	0	0	0	0	0	0	0	0	0	0	0
CHEN Kuan-Wei p	0	0	0	0	0	0	0	0	0	0	0	0	0	0	0	0	0	0	0	0
HUANG En-Sih p	0	0	0	0	0	0	0	0	0	0	0	0	0	0	0	0	0	0	0	0
Totals	33	6	7	6	3	0	1	8	0	0	0	0	0	10	0	2	1	24	9	0

### Japan 9

PLAYER	AB	R	H	BI	2B	3B	HR	BB	SB	CS	HP	SH	SF	SO	IBB	KL	GDP	PO	A	E
MURABAYASHI Itsuki 2b	5	1	2	1	0	0	1	0	0	0	0	0	0	2	0	1	0	0	2	0
SATO Toshiya lb	4	2	2	0	0	0	0	1	0	0	0	0	0	0	0	0	0	9	0	0
TATSUMI Ryosuke cf	2	1	1	2	1	0	0	1	0	0	1	0	0	0	0	0	0	2	0	0
MORISHITA Shota dh	2	1	2	1	0	0	0	0	0	0	0	0	0	0	0	0	0	0	0	0
MAKI Shugo ph/dh	2	1	0	0	0	0	0	0	0	0	0	0	0	1	0	0	0	0	0	0
SANO keita lf	4	1	2	0	0	0	0	0	0	0	0	0	0	0	0	0	0	1	0	0
KUREBAYASHI Kotaro ss	2	1	0	1	0	0	0	1	0	0	0	0	1	1	0	0	0	0	1	0
KIYOMIYA Kotaro 3b	4	0	1	2	0	1	0	0	0	0	0	0	0	0	0	0	0	0	1	0
KOGA Yuto c	4	0	0	0	0	0	0	0	0	0	0	0	0	3	0	1	0	11	2	0
ISOBATA Ryota rf	4	1	1	0	0	0	0	0	0	0	0	0	0	0	0	0	0	4	0	0
HAYAKAWA Takahisa p	0	0	0	0	0	0	0	0	0	0	0	0	0	0	0	0	0	0	1	0
SHIMIZU Tatsuya p	0	0	0	0	0	0	0	0	0	0	0	0	0	0	0	0	0	0	1	0
KITAYAMA Koki p	0	0	0	0	0	0	0	0	0	0	0	0	0	0	0	0	0	0	0	0
YOKOYAMA Rikuto p	0	0	0	0	0	0	0	0	0	0	0	0	0	0	0	0	0	0	0	0
Totals	33	9	10	8	2	1	1	3	0	0	1	0	1	7	0	2	0	27	8	0

### Chinese Taipei

	IP	H	R	ER	BB	SO	WP	HP	BK	IBB	SH	SF	2B	3B	HR	AB	BF	FO	GO	NP
CHEN Po-Ching L,0-2	0.1	2	4	4	1	0	0	1	0	0	0	0	1	0	1	3	5	0	1	18
CHIANG Kuo-Hao	2.2	3	0	0	0	2	0	0	0	0	0	1	0	0	0	10	11	4	2	45
KUO Chun-Lin	2.1	3	4	4	2	3	1	0	0	0	0	0	1	0	10	12	2	2	55	
WANG Chih-Hsuan	0.0	2	1	1	0	0	0	0	0	0	0	1	0	0	2	2	0	0	7	
CHEN Kuan-Wei	1.2	0	0	0	0	2	0	0	0	0	0	0	0	0	5	5	1	2	19	
HUANG En-Sih	1.0	0	0	0	0	0	0	0	0	0	0	0	0	0	3	3	0	3	8	

### Japan

	IP	H	R	ER	BB	SO	WP	HP	BK	IBB	SH	SF	2B	3B	HR	AB	BF	FO	GO	NP
HAYAKAWA Takahisa	4.0	3	3	3	7	3	0	0	0	0	0	0	1	0	0	15	22	5	4	100
SHIMIZU Tatsuya	1.0	0	0	0	0	1	0	0	0	0	0	0	0	0	0	2	2	0	1	10
KITAYAMA Koki W,1-0	3.0	3	2	2	1	6	0	0	0	0	0	0	2	0	0	12	13	2	1	61
YOKOYAMA Rikuto	1.0	1	1	1	0	0	0	0	0	0	0	0	0	1	4	4	2	1	6	

Umpires: HP-Ruben RAMOS (PUR), 1B-Hoon Kyu OH (KOR), 2B-Tim Martin MEYER (GER), 3B-Angel CAMPOS (USA), CO-Alan IZAGUIRRE (MEX)  
 Scorers: Jennie MOLONEY (AUS), Fuka NAKAMURA (JPN), Susana SANTOS (ESP)  
 TC: Shari REINIGER (CAN), George SANTIAGO (PUR)  
 Start: 19:08 Time: 3:18 Attendance: 41674 Weather: 22°C

# INDIVIDUAL LEADERS SUMMARY

## RESUMEN DE LIDERES INDIVIDUALES

(INCLUDING GAMES 1-36 – INCLUYENDO JUEGOS DEL 1 AL 36)

### BATTING LEADERS – LIDERES OFENSIVOS

**BATTING AVERAGE (min 2.7 PA/G)**

1. CHEN Chieh-Hsien, TPE	.609
2. SAKAKURA Shogo, JPN	.471
3. SIMPSON Chandler L, USA	.459
4. SHAW Matthew James, USA	.412
5. KOZONO Kaito, JPN	.400
6. MORISHITA Shota, JPN	.370
7. PEREZ ALVAREZ Carl, VEN	.360
8. PEREZ ALVAREZ Carl, VEN	.346
9. LIN Li, TPE	.323

**RUNS**

1. MORISHITA Shota, JPN	13
2. JOHNSON Termarr Je, USA	9
3. KUWAHARA Masayuki, JPN	8
- SIMPSON Chandler L, USA	8
5. PALACIOS LEON Jerm, VEN	7
- SHAW Matthew James, USA	7
7. 6 Tied at	6

**DOUBLES**

1. WILLIAMS Carson Ev, USA	5
2. AMARISTA AZOCAR Al, VEN	3
- CASTILLO RODRIGUE, VEN	3
- CRAWFORD Justin Ca, USA	3
- FLORES DEVIA Ramon, VEN	3
- MORISHITA Shota, JPN	3
- TATSUMI Ryosuke, JPN	3
- TSENG Song-En, TPE	3
9. 8 Tied at	2

**TOTAL BASES**

1. SHAW Matthew James, USA	24
2. WARD Ryan Joseph, USA	23
3. CHEN Chieh-Hsien, TPE	21
- KOZONO Kaito, JPN	21
5. PEREZ ALVAREZ Carl, VEN	21
- SIMPSON Chandler L, USA	19
7. MORISHITA Shota, JPN	16
- PEREZ BOLIVAR Hern, VEN	16
9. 5 Tied at	14

**SACRIFICE HITS**

1. KUWAHARA Masayuki, JPN	2
2. CASTILLO RODRIGUE, VEN	1
- PALACIOS LEON Jerm, VEN	1
- PAN Chieh-Kai, TPE	1
- REYES QUEREIGUA An, VEN	1
- RODRIGUEZ RAMIREZ, VEN	1
- SIMPSON Chandler L, USA	1

**PLATE APPEARANCES**

1. SIMPSON Chandler L, USA	43
2. SHAW Matthew James, USA	42
3. RITTER Lucas, USA	40
4. AMARISTA AZOCAR Al, VEN	39
- WILLIAMS Carson Ev, USA	39
6. PAN Chieh-Kai, TPE	37
- TATSUMI Ryosuke, JPN	37
- THOMAS Colby Grant, USA	37
9. 1 Tied at	36

**STRIKEOUTS**

1. RITTER Lucas, USA	13
2. THOMAS Colby Grant, USA	12
- WARD Ryan Joseph, USA	12
- WILLIAMS Carson Ev, USA	12
5. JOHNSON Termarr Je, USA	9
- PALACIOS LEON Jerm, VEN	9
- RODRIGUEZ RAMIREZ, VEN	9
8. 2 Tied at	8

**SLUGGING PCT (min 2.7 PA/G)**

1. CHEN Chieh-Hsien, TPE	.913
2. WARD Ryan Joseph, USA	.885
3. PEREZ ALVAREZ Carl, VEN	.731
4. SAKAKURA Shogo, JPN	.706
- SHAW Matthew James, USA	.706
6. KOZONO Kaito, JPN	.700
7. MORISHITA Shota, JPN	.593
8. PEREZ ALVAREZ Carl, VEN	.560
9. CHIANG Kun-Yu, TPE	.542

**HITS**

1. SIMPSON Chandler L, USA	17
2. CHEN Chieh-Hsien, TPE	14
- SHAW Matthew James, USA	14
4. KOZONO Kaito, JPN	12
5. LIN Li, TPE	10
- MORISHITA Shota, JPN	10
- PAN Chieh-Kai, TPE	10
8. 4 Tied at	9

**TRIPLES**

1. CHEN Chen-Wei, TPE	1
- CHIANG Kun-Yu, TPE	1
- KIYOMIYA Kotaro, JPN	1
- KOZONO Kaito, JPN	1
- SHAW Matthew James, USA	1

**WALKS**

1. WILLIAMS Carson Ev, USA	7
2. JOHNSON Termarr Je, USA	6
- KURIHARA Ryoya, JPN	6
- RITTER Lucas, USA	6
- SHAW Matthew James, USA	6
- TATSUMI Ryosuke, JPN	6
7. 5 Tied at	5

**SACRIFICE FLY**

1. AMARISTA AZOCAR Al, VEN	2
- MORISHITA Shota, JPN	2
3. 14 Tied at	1

**AT BATS**

1. SIMPSON Chandler L, USA	37
2. AMARISTA AZOCAR Al, VEN	35
3. SHAW Matthew James, USA	34
4. CRAWFORD Justin Ca, USA	32
- PAN Chieh-Kai, TPE	32
- RITTER Lucas, USA	32
7. 3 Tied at	31

**STRIKEOUTS LOOKING**

1. WILLIAMS Carson Ev, USA	6
2. JOHNSON Termarr Je, USA	4
3. RITTER Lucas, USA	3
4. 8 Tied at	2

**ON BASE PCT (min 2.7 PA/G)**

1. CHEN Chieh-Hsien, TPE	.690
2. SAKAKURA Shogo, JPN	.640
3. SHAW Matthew James, USA	.500
- SIMPSON Chandler L, USA	.500
5. MORISHITA Shota, JPN	.472
6. KOZONO Kaito, JPN	.455
7. KURIHARA Ryoya, JPN	.452
8. TATSUMI Ryosuke, JPN	.432
9. JOHNSON Termarr Je, USA	.429

**RBI**

1. SHAW Matthew James, USA	14
2. WARD Ryan Joseph, USA	11
3. MORISHITA Shota, JPN	9
4. CASTILLO RODRIGUE, VEN	8
- KOZONO Kaito, JPN	8
- MAKI Shugo, JPN	8
7. LIN Li, TPE	7
- PEREZ ALVAREZ Carl, VEN	7
9. 1 Tied at	6

**HOMERUNS**

1. WARD Ryan Joseph, USA	5
2. PEREZ ALVAREZ Carl, VEN	3
3. ADRIANZA PALMA Ehi, VEN	2
- CHEN Chieh-Hsien, TPE	2
- KOZONO Kaito, JPN	2
- PALACIOS LEON Jerm, VEN	2
- PEREZ BOLIVAR Hern, VEN	2
- SHAW Matthew James, USA	2
- THOMAS Colby Grant, USA	2
10. 20 Tied at	1

**HIT BY PITCH**

1. THOMAS Colby Grant, USA	4
2. SAKAKURA Shogo, JPN	3
3. CHEN Chieh-Hsien, TPE	2
- CHIANG Kun-Yu, TPE	2
- KURIHARA Ryoya, JPN	2
- MORISHITA Shota, JPN	2
- PEREZ ALVAREZ Carl, VEN	2
- TATSUMI Ryosuke, JPN	2
9. 8 Tied at	1

**STOLEN BASES**

1. SIMPSON Chandler L, USA	9
2. LIN Li, TPE	4
- WILLIAMS Carson Ev, USA	4
4. KOZONO Kaito, JPN	3
- SHAW Matthew James, USA	3
6. CHEN Chieh-Hsien, TPE	2
- ISOBATA Ryota, JPN	2
- THOMAS Colby Grant, USA	2
9. 9 Tied at	1

**CAUGHT STEALING**

1. PAN Chieh-Kai, TPE	2
- PEREZ BOLIVAR Hern, VEN	2
3. CASTILLO RODRIGUE, VEN	1
- FLORES DEVIA Ramon, VEN	1
- ISOBATA Ryota, JPN	1
- KOZONO Kaito, JPN	1
- REYES QUEREIGUA An, VEN	1
- TATSUMI Ryosuke, JPN	1
- WARD Ryan Joseph, USA	1

**GDP**

1. PAN Chieh-Kai, TPE	4
2. REYES QUEREIGUA An, VEN	3
3. CASTILLO RODRIGUE, VEN	2
4. 13 Tied at	1

# INDIVIDUAL LEADERS SUMMARY

## RESUMEN DE LIDERES INDIVIDUALES

(INCLUDING GAMES 1-36 – INCLUYENDO JUEGOS DEL 1 AL 36)

### PITCHING LEADERS – LIDERES EN PITCHEO

#### EARNED RUN AVG (min 0.8 IP/G)

1.	CHANG Yi, TPE	0.00
-	HILL Richard Josep, USA	0.00
3.	HUANG Tzu-Peng, TPE	1.50
4.	SAIKI Hiroto, JPN	1.69
5.	LAWRENCE Casey Lee, USA	1.93
6.	LIN Yu-Min, TPE	2.08
7.	SUMIDA Chihiro, JPN	2.25
-	TAKAHASHI Hiroto, JPN	2.25
9.	PINTO VALERA Ricar, VEN	2.61

#### STRIKEOUTS

1.	SUMIDA Chihiro, JPN	16
-	TAKAHASHI Hiroto, JPN	16
3.	HILL Richard Josep, USA	14
-	RODRIGUEZ GRANADIL, VEN	14
5.	TOGO Shosei, JPN	13
6.	FUJIHIRA Shoma, JPN	12
-	INOUE Haruto, JPN	12
-	MOSQUEDA HERNANDEZ, VEN	12
-	SANCHEZ OQUENDO Ma, VEN	12

#### GAMES

1.	FRANCO RODRIGUEZ E, VEN	6
-	FUJIHIRA Shoma, JPN	6
3.	13 Tied at	5

#### SACRIFICE FLIES AGAINST

1.	SANCHEZ OQUENDO Ma, VEN	2
2.	CHEN Po-Ching, TPE	1
-	CHIANG Kuo-Hao, TPE	1
-	GOSE Anthony Rober, USA	1
-	GROTZ Zachary Dyla, USA	1
-	RODRIGUEZ GRANADIL, VEN	1
-	VIZCAYA FREITEZ An, VEN	1
-	WANG Chih-Hsuan, TPE	1

#### BALKS

1.	HILL Richard Josep, USA	1
-	LAWRENCE Casey Lee, USA	1
-	TOGO Shosei, JPN	1

#### HITS ALLOWED

1.	TOGO Shosei, JPN	12
2.	INOUE Haruto, JPN	10
3.	PINTO VALERA Ricar, VEN	9
-	TAKAHASHI Hiroto, JPN	9
5.	5 Tied at	8

#### WALKS ALLOWED (min 0.8 IP/G)

1.	LAWRENCE Casey Lee, USA	0
-	SUMIDA Chihiro, JPN	0
3.	CHANG Yi, TPE	1
-	HUANG Tzu-Peng, TPE	1
-	RODRIGUEZ GRANADIL, VEN	1
-	TAKAHASHI Hiroto, JPN	1
7.	3 Tied at	2

#### OPPOSING AVG (min 0.8 IP/G)

1.	LIN Yu-Min, TPE	.103
2.	HUANG Tzu-Peng, TPE	.128
3.	HILL Richard Josep, USA	.139
-	SAIKI Hiroto, JPN	.139
5.	CHANG Yi, TPE	.143
6.	SANCHEZ OQUENDO Ma, VEN	.148
7.	KITAYAMA Koki, JPN	.200
8.	RODRIGUEZ GRANADIL, VEN	.205
9.	HAYAKAWA Takahisa, JPN	.206

#### WINS

1.	INOUE Haruto, JPN	3
2.	CHANG Yi, TPE	2
-	MENENDEZ Antonio D, USA	2
-	PINTO VALERA Ricar, VEN	2
-	SUMIDA Chihiro, JPN	2
6.	12 Tied at	1

#### GAMES STARTED

1.	CHEN Po-Ching, TPE	3
-	HILL Richard Josep, USA	3
-	HUANG Tzu-Peng, TPE	3
-	PINTO VALERA Ricar, VEN	3
5.	10 Tied at	2

#### LOSSES

1.	BENSCHOTER Samuel, USA	2
-	CHEN Po-Ching, TPE	2
3.	ADLER Eric Michael, USA	1
-	ALVAREZ HERNANDEZ, VEN	1
-	FRANCO RODRIGUEZ E, VEN	1
-	HUANG Tzu-Peng, TPE	1
-	RODRIGUEZ GRANADIL, VEN	1
-	SANCHEZ OQUENDO Ma, VEN	1
-	THOMPSON Darrell S, USA	1

#### HIT BY PITCH

1.	MENDEZ ORTEGA Yoha, VEN	2
-	MOSQUEDA HERNANDEZ, VEN	2
-	VIEAUX Cameron Sco, USA	2
4.	13 Tied at	1

#### RUNS ALLOWED

1.	CHEN Po-Ching, TPE	7
-	HAYAKAWA Takahisa, JPN	7
-	THOMPSON Darrell S, USA	7
4.	INOUE Haruto, JPN	6
-	TOGO Shosei, JPN	6
6.	KUO Chun-Lin, TPE	5
-	PATTON Spencer Bur, USA	5
-	VIEAUX Cameron Sco, USA	5
9.	5 Tied at	4

#### INNINGS PITCHED

1.	HUANG Tzu-Peng, TPE	12.0
2.	RODRIGUEZ GRANADIL, VEN	11.0
3.	SAIKI Hiroto, JPN	10.2
4.	HILL Richard Josep, USA	10.1
-	PINTO VALERA Ricar, VEN	10.1
6.	HAYAKAWA Takahisa, JPN	9.1
-	LAWRENCE Casey Lee, USA	9.1
-	VARGAS RANGEL Jesu, VEN	9.1
9.	TOGO Shosei, JPN	9.0
10.	2 Tied at	8.2

#### SAVES

1.	WU Chun-Wei, TPE	3
2.	OTA Taisei, JPN	2
3.	FRANCO RODRIGUEZ E, VEN	1
-	FUJIHIRA Shoma, JPN	1
-	MOSQUEDA HERNANDEZ, VEN	1
-	VIZCAYA FREITEZ An, VEN	1

#### SACRIFICE HITS AGAINST

1.	ADLER Eric Michael, USA	2
-	BRETO FERNANDEZ Li, VEN	2
3.	HUANG En-Sih, TPE	1
-	TAKAHASHI Hiroto, JPN	1
-	WU Chun-Wei, TPE	1

#### WILD PITCHES

1.	BENSCHOTER Samuel, USA	2
2.	CHEN Po-Ching, TPE	1
-	INOUE Haruto, JPN	1
-	KUO Chun-Lin, TPE	1
-	LAWRENCE Casey Lee, USA	1
-	OTA Taisei, JPN	1
-	RODRIGUEZ RAMIREZ, VEN	1

#### INTENTIONAL WALKS

1.	BRETO FERNANDEZ Li, VEN	1
-	CHEN Po-Ching, TPE	1

#### EARNED RUNS (min 0.8 IP/G)

1.	CHANG Yi, TPE	0
-	HILL Richard Josep, USA	0
3.	HUANG Tzu-Peng, TPE	2
-	LAWRENCE Casey Lee, USA	2
-	LIN Yu-Min, TPE	2
-	SAIKI Hiroto, JPN	2
-	SUMIDA Chihiro, JPN	2
-	TAKAHASHI Hiroto, JPN	2
9.	3 Tied at	3

## INDIVIDUAL LEADERS SUMMARY RESUMEN DE LIDERES INDIVIDUALES

(INCLUDING GAMES 1-36 – INCLUYENDO JUEGOS DEL 1 AL 36)

### FIELDING LEADERS – LIDERES DEFENSIVOS

#### PUTOUTS

1. SAKAKURA Shogo, JPN	85
2. PEREZ ALVAREZ Carl, VEN	84
3. RITTER Lucas, USA	69
4. LIN Chia-Cheng, TPE	66
5. MAKI Shugo, JPN	47
6. CHU Yu-Hsien, TPE	44
7. PEREZ ALVAREZ Carl, VEN	35
8. BALDWIN Drake Rand, USA	31
9. OKEY Christopher C, USA	29

#### ASSISTS

1. WILLIAMS Carson Ev, USA	25
2. JOHNSON Termarr Je, USA	24
3. CHIANG Kun-Yu, TPE	20
4. GENDA Sosuke, JPN	19
5. AMARISTA AZOCAR Al, VEN	13
6. SHAW Matthew James, USA	12
- YUEH Tung-Hua, TPE	12
8. 2 Tied at	11

#### ERRORS

1. JOHNSON Termarr Je, USA	3
2. PAN Chieh-Kai, TPE	2
- WILLIAMS Carson Ev, USA	2
4. 10 Tied at	1

#### CAUGHT STEALING

1. MACIVER William Jo, USA	2
- PEREZ ALVAREZ Carl, VEN	2
3. ARCIA SOLANO Franc, VEN	1
- DRURY Austin Willi, USA	1
- HUANG Tzu-Peng, TPE	1
- INOUE Haruto, JPN	1
- LIN Chia-Cheng, TPE	1

## TEAM'S STATS RANKING ESTADÍSTICAS POR EQUIPO

(INCLUDING GAMES 1-36 – INCLUYENDO JUEGOS DEL 1 AL 36)

### BATTING – BATEO

TEAM	AVG	G	AB	R	H	2B	3B	HR	RBI	TB	SLG%	BB	HP	SO	GDP	OB%	SF	SH	SB-ATT
Japan	.301	9	296	63	89	15	2	7	58	129	.436	40	11	54	3	.395	7	2	9-12
Venezuela	.283	9	283	45	80	17	0	13	43	136	.481	24	4	61	7	.343	4	4	1-6
United States	.281	9	295	51	83	17	1	12	49	138	.468	47	7	90	4	.386	6	1	20-21
Chinese Taipei	.267	9	300	40	80	14	2	10	40	128	.427	33	5	77	8	.348	1	1	8-10
TOTALS	.283	18	1174	199	332	63	5	42	190	531	.452	144	27	282	22	.369	18	8	38-49

### PITCHING – PITCHEO

TEAM	ERA	W-L	SV	IP	GS	CG	SHO	H	R	ER	BB	SO	2B	3B	HR	AB	B/Avg	WP	HP	BK	IBB	SHA	SFA
Chinese Taipei	2.57	5-3	3	77.0	9	0	0	54	23	22	20	75	10	1	7	277	.195	2	3	0	1	2	3
Japan	3.40	8-0	3	79.1	9	0	0	72	33	30	24	110	14	1	10	302	.238	2	2	1	0	1	0
Venezuela	3.74	5-4	3	77.0	9	0	0	65	34	32	39	92	14	2	8	280	.232	1	7	0	1	2	4
United States	3.91	5-4	0	76.0	9	0	0	71	36	33	20	86	10	3	11	285	.249	3	7	2	0	2	2
TOTALS	3.40	23-11	9	309.1	36	0	0	262	126	117	103	363	48	7	36	1144	.229	8	19	3	2	7	9

### DEFENSE – DEFENSA

TEAM	C	PO	A	E	DP	FLD%	CSB	SBA	SBA%	CI	PB
Japan	310	238	69	3	6	.990	1	6	.857	0	1
Venezuela	292	231	59	2	7	.993	3	7	.700	0	1
United States	320	228	85	7	11	.978	3	6	.667	0	1
Chinese Taipei	317	231	81	5	4	.984	2	4	.667	0	0
TOTALS	1239	928	294	17	28	.986	9	23	.719	0	3

# TEAM'S STATS – ESTADÍSTICAS DE EQUIPO

(INCLUDING GAMES 1-36 – INCLUYENDO JUEGOS DEL 1 AL 36)



## JAPAN

## JPN

(All Games, Sorted by Batting Avg)

Record: Tournament: 8-0 / Opening Round: 5-0 / Super Round Group: 3-0

#	PLAYER	AVG	GP-GS	AB	R	H	2B	3B	HR	RBI	TB	SLG%	BB	HP	SO	GDP	OB%	SF	SH	SB-ATT
32	SATO Toshiya	.455	3-3	11	3	5	1	0	0	3	6	.545	2	0	1	0	.500	1	0	0-0
51	KOZONO Kaito	.444	6-6	27	5	12	1	1	2	8	21	.778	3	0	3	0	.500	0	0	3-4
31	SAKAKURA Shogo	.438	6-6	16	6	7	1	0	1	4	11	.688	4	3	2	0	.609	0	0	0-0
1	MORISHITA Shota	.417	8-8	24	13	10	3	0	1	9	16	.667	5	2	1	1	.515	2	0	1-1
7	SANO keita	.360	7-6	25	3	9	1	0	0	2	10	.400	1	0	4	0	.370	1	0	1-1
23	KURIHARA Ryoya	.316	6-6	19	4	6	2	0	0	5	8	.421	6	2	4	0	.500	1	0	1-1
8	TATSUMI Ryosuke	.308	7-7	26	6	8	3	0	0	5	11	.423	5	2	6	0	.441	1	0	1-2
24	KUREBAYASHI Kotaro	.278	6-5	18	3	5	0	0	0	5	5	.278	2	0	5	1	.333	1	0	0-0
2	MAKI Shugo	.269	7-6	26	2	7	2	0	1	8	12	.462	2	0	5	1	.321	0	0	0-0
6	GENDA Sosuke	.267	6-4	15	3	4	0	0	1	2	7	.467	3	0	4	0	.389	0	0	0-0
5	ISOBATA Ryota	.222	6-2	9	3	2	1	0	0	2	3	.333	0	1	2	0	.300	0	0	2-3
10	KUWAHARA Masayuki	.200	7-6	25	8	5	0	0	0	1	5	.200	3	1	4	0	.310	0	2	0-0
3	KIYOMIYA Kotaro	.200	4-4	15	2	3	0	1	0	2	5	.333	1	0	2	0	.250	0	0	0-0
22	KOGA Yuto	.200	2-1	5	1	1	0	0	0	1	1	.200	1	0	3	0	.333	0	0	0-0
9	MURABAYASHI Itsuki	.182	4-2	11	1	2	0	0	1	1	5	.455	0	0	2	0	.182	0	0	0-0
	Totals	.316		272	63	86	15	2	7	58	126	.463	38	11	48	3	.412	7	2	9-12
	Opponents	.230		270	29	62	12	1	8	26	100	.37	22	2	98	6	.293	0	1	4-5

(All Games, Sorted by Earned Run Avg)

#	PLAYER	ERA	W-L	SV	IP	G	GS	CG	SHO	H	R	ER	BB	SO	2B	3B	HR	AB	B/Avg	WP	HP	BK	IBB	SHA	SFA
15	OTA Taisei	0.00	0-0	2	3.0	3	0	0	0	3	1	0	0	1	0	0	0	11	.273	1	0	0	0	0	0
47	SUZUKI Shota	0.00	0-0	0	1.2	3	0	0	0	3	2	0	1	1	0	0	0	8	.375	0	0	0	0	0	0
50	SHIMIZU Tatsuya	0.00	1-0	0	4.0	4	0	0	0	1	0	0	1	6	0	0	0	13	.077	0	0	0	0	0	0
56	SUZUKI Sora	0.00	0-0	0	1.0	1	0	0	0	0	0	0	0	1	0	0	0	3	.000	0	0	0	0	0	0
46	FUJIIHARA Shoma	0.00	0-0	1	5.0	5	0	0	0	3	0	0	0	11	0	0	0	18	.167	0	1	0	0	0	0
35	SAIKI Hiroto	1.69	1-0	0	10.2	2	2	0	0	5	2	2	3	10	1	0	1	36	.139	0	1	0	0	0	0
19	TAKAHASHI Hiroto	2.25	0-0	0	8.0	2	2	0	0	9	2	2	1	16	2	0	1	31	.290	0	0	0	0	1	0
16	SUMIDA Chihiro	3.00	2-0	0	6.0	3	0	0	0	5	2	2	0	11	1	0	1	24	.208	0	0	0	0	0	0
57	KITAYAMA Koki	3.86	1-0	0	7.0	4	0	0	0	5	3	3	2	10	2	0	1	25	.200	0	0	0	0	0	0
60	YOKOYAMA Rikuto	4.15	0-0	0	4.1	5	0	0	0	6	2	2	2	3	0	0	2	18	.333	0	0	0	0	0	0
20	TOGO Shosei	4.50	0-0	0	4.0	1	1	0	0	5	2	2	0	6	4	0	0	17	.294	0	0	1	0	0	0
21	HAYAKAWA Takahisa	6.75	0-0	0	9.1	2	2	0	0	7	7	7	10	10	2	1	0	34	.206	0	0	0	0	0	0
97	INOUE Haruto	6.75	3-0	0	8.0	3	1	0	0	10	6	6	2	12	0	0	2	32	.313	1	0	0	0	0	0
	Totals	3.25	8-0	3	72.0	8	8	0	0	62	29	26	22	98	12	1	8	270	.230	2	2	1	0	1	0
	Opponents	8.05	0-8	0	66.0	8	8	0	0	86	63	59	38	48	15	2	7	272	.316	5	11	0	2	2	7

(All Games, Sorted by Fielding Pct)

#	PLAYER	C	PO	A	E	DP	FLD%	CSB	SBA	SBA%	CI	PB
31	SAKAKURA Shogo	76	73	3	0	0	1.000	0	4	1.000	0	1
2	MAKI Shugo	45	41	4	0	3	1.000	0	0	0	0	0
6	GENDA Sosuke	27	10	17	0	4	1.000	0	0	0	0	0
32	SATO Toshiya	21	20	1	0	1	1.000	0	0	0	0	0
22	KOGA Yuto	18	16	2	0	1	1.000	0	0	0	0	0
51	KOZONO Kaito	13	6	7	0	3	1.000	0	0	0	0	0
1	MORISHITA Shota	11	10	1	0	0	1.000	0	0	0	0	0
24	KUREBAYASHI Kotaro	11	2	9	0	1	1.000	0	0	0	0	0
23	KURIHARA Ryoya	9	3	6	0	1	1.000	0	0	0	0	0
8	TATSUMI Ryosuke	9	9	0	0	0	1.000	0	0	0	0	0
5	ISOBATA Ryota	7	7	0	0	0	1.000	0	0	0	0	0
10	KUWAHARA Masayuki	6	5	1	0	0	1.000	0	0	0	0	0
9	MURABAYASHI Itsuki	6	2	4	0	1	1.000	0	0	0	0	0
21	HAYAKAWA Takahisa	2	0	2	0	0	1.000	0	0	0	0	0
35	SAIKI Hiroto	2	2	0	0	0	1.000	0	0	0	0	0
7	SANO keita	1	1	0	0	0	1.000	0	0	0	0	0
19	TAKAHASHI Hiroto	1	0	1	0	0	1.000	0	0	0	0	0
46	FUJIIHARA Shoma	1	0	1	0	0	1.000	0	0	0	0	0
15	OTA Taisei	1	0	1	0	0	1.000	0	0	0	0	0
3	KIYOMIYA Kotaro	9	7	1	1	1	.889	0	0	0	0	0
50	SHIMIZU Tatsuya	3	1	1	1	1	.667	0	0	0	0	0
97	INOUE Haruto	3	1	1	1	0	.667	1	0	.000	0	0
	Totals	282	216	63	3	6	.989	1	4	.800	0	1
	Opponents	275	198	69	8	4	.971	3	9	.750	0	1



# TEAM'S STATS – ESTADÍSTICAS DE EQUIPO

(INCLUDING GAMES 1-36 – INCLUYENDO JUEGOS DEL 1 AL 36)



## CHINESE TAIPEI

## TPE

(All Games, Sorted by Batting Avg)

Record: Tournament: 5-3 / Opening Round: 4-1 / Super Round Group: 1-2

#	PLAYER	AVG	GP-GS	AB	R	H	2B	3B	HR	RBI	TB	SLG%	BB	HP	SO	GDP	OB%	SF	SH	SB-ATT
24	CHEN Chieh-Hsien	.632	6-6	19	4	12	0	0	1	3	15	.789	4	2	1	0	.720	0	0	2-2
95	DAI Pei-Fong	.364	4-2	11	1	4	1	0	1	1	8	.727	0	0	2	1	.364	0	0	0-0
4	GILJEGILJAW Kungku	.333	6-3	15	2	5	1	0	1	5	9	.600	2	0	6	1	.412	0	0	0-0
35	PAN Chieh-Kai	.321	8-8	28	3	9	1	0	1	2	13	.464	4	0	4	4	.406	0	1	0-2
77	LIN An-Ko	.300	4-2	10	1	3	1	0	1	1	7	.700	0	1	2	0	.364	0	0	0-0
83	LIN Li	.286	7-7	28	5	8	1	0	1	7	12	.429	1	0	6	0	.300	1	0	3-3
90	CHIANG Kun-Yu	.250	7-7	20	3	5	0	1	1	4	10	.500	2	2	6	0	.375	0	0	0-0
58	YUEH Tung-Hua	.250	5-4	12	3	3	0	0	0	1	3	.250	2	0	5	0	.357	0	0	0-0
32	TSENG Song-En	.235	6-6	17	1	4	3	0	0	3	7	.412	5	0	7	1	.409	0	0	0-0
98	CHEN Chen-Wei	.214	8-7	28	4	6	0	1	1	5	11	.393	2	0	4	0	.267	0	0	0-0
9	CHANG Cheng-Yu	.200	5-3	15	4	3	2	0	0	2	5	.333	1	0	5	0	.250	0	0	1-1
14	CHIU Chih-Cheng	.200	5-1	10	2	2	1	0	0	2	3	.300	1	0	3	0	.273	0	0	0-0
27	LIN Chia-Cheng	.130	7-7	23	1	3	1	0	0	0	4	.174	1	0	7	1	.167	0	0	0-0
85	CHU Yu-Hsien	.105	7-5	19	0	2	0	0	0	0	2	.105	4	0	5	0	.261	0	0	0-0
25	LI Kai-Wei	.077	5-4	13	2	1	0	0	0	0	1	.77	2	0	2	0	.200	0	0	0-0
Totals		.261		268	36	70	12	2	8	36	110	.410	31	5	65	8	.348	1	1	6-8
Opponents		.202		253	23	51	10	1	7	22	84	.332	18	3	69	2	.260	3	2	4-6

(All Games, Sorted by Earned Run Avg)

#	PLAYER	ERA	W-L	SV	IP	G	GS	CG	SHO	H	R	ER	BB	SO	2B	3B	HR	AB	B/Avg	WP	HP	BK	IBB	SHA	SFA
17	CHEN Kuan-Yu	0.00	0-0	0	4.2	5	0	0	0	1	0	0	1	5	0	0	0	15	.067	0	0	0	0	0	0
19	CHANG Yi	0.00	2-0	0	5.0	4	0	0	0	2	0	0	1	6	0	0	0	17	.118	0	0	0	0	0	0
39	HUANG En-Sih	0.00	0-0	0	4.2	4	0	0	0	5	0	0	0	4	0	0	0	17	.294	0	0	0	0	1	0
12	CHIANG Kuo-Hao	1.42	1-0	0	6.1	3	0	0	0	7	1	1	4	7	2	0	0	25	.280	0	0	0	0	0	1
69	HUANG Tzu-Peng	1.50	1-1	0	12.0	3	3	0	0	5	2	2	1	9	0	0	1	39	.128	0	0	0	0	0	0
59	CHEN Kuan-Wei	1.80	0-0	0	5.0	5	0	0	0	4	1	1	0	8	1	0	1	19	.211	0	0	0	0	0	0
71	CHUANG Hsin Yen	2.25	0-0	0	4.0	5	0	0	0	1	1	1	0	3	0	0	1	13	.077	0	0	0	0	0	0
18	LIN Kai-Wei	2.25	0-0	0	4.0	4	0	0	0	3	1	1	0	5	0	0	1	15	.200	0	1	0	0	0	0
64	WANG Chih-Hsuan	3.00	1-0	0	3.0	5	0	0	0	3	1	1	0	2	2	0	0	11	.273	0	0	0	0	0	1
21	WU Chun-Wei	3.60	0-0	3	5.0	5	0	0	0	6	2	2	0	6	1	0	0	20	.300	0	0	0	0	1	0
45	LIN Yu-Min	3.86	0-0	0	4.2	1	1	0	0	2	2	2	1	3	1	0	0	16	.125	0	1	0	0	0	0
75	KUO Chun-Lin	7.50	0-0	0	6.0	2	1	0	0	8	5	5	3	8	1	1	1	25	.320	1	0	0	0	0	0
20	CHEN Po-Ching	9.53	0-2	0	5.2	3	3	0	0	4	7	6	7	3	2	0	2	21	.190	1	1	0	1	0	1
Totals		2.83	5-3	3	70.0	8	8	0	0	51	23	22	18	69	10	1	7	253	.202	2	3	0	1	2	3
Opponents		4.50	3-5	2	70.0	8	8	0	0	70	36	35	31	65	12	2	8	268	.261	4	5	0	0	1	1

(All Games, Sorted by Fielding Pct)

#	PLAYER	C	PO	A	E	DP	FLD%	CSB	SBA	SBA%	CI	PB
27	LIN Chia-Cheng	64	60	4	0	2	1.000	1	3	.750	0	0
85	CHU Yu-Hsien	45	42	3	0	3	1.000	0	0	0	0	0
90	CHIANG Kun-Yu	24	5	19	0	2	1.000	0	0	0	0	0
25	LI Kai-Wei	19	8	11	0	3	1.000	0	0	0	0	0
58	YUEH Tung-Hua	18	9	9	0	0	1.000	0	0	0	0	0
83	LIN Li	14	14	0	0	0	1.000	0	0	0	0	0
98	CHEN Chen-Wei	10	10	0	0	0	1.000	0	0	0	0	0
24	CHEN Chieh-Hsien	8	8	0	0	0	1.000	0	0	0	0	0
14	CHIU Chih-Cheng	4	3	1	0	0	1.000	0	0	0	0	0
69	HUANG Tzu-Peng	3	0	3	0	0	1.000	1	0	.000	0	0
21	WU Chun-Wei	3	2	1	0	0	1.000	0	0	0	0	0
77	LIN An-Ko	2	2	0	0	0	1.000	0	0	0	0	0
32	TSENG Song-En	2	2	0	0	0	1.000	0	0	0	0	0
12	CHIANG Kuo-Hao	2	1	1	0	0	1.000	0	0	0	0	0
71	CHUANG Hsin Yen	1	0	1	0	0	1.000	0	0	0	0	0
17	CHEN Kuan-Yu	1	0	1	0	0	1.000	0	0	0	0	0
39	HUANG En-Sih	1	0	1	0	0	1.000	0	0	0	0	0
95	DAI Pei-Fong	23	21	1	1	0	.957	0	1	1.000	0	0
35	PAN Chieh-Kai	33	20	11	2	0	.939	0	0	0	0	0
9	CHANG Cheng-Yu	11	2	8	1	0	.909	0	0	0	0	0
45	LIN Yu-Min	3	1	1	1	0	.667	0	0	0	0	0
Totals		291	210	76	5	4	.983	2	4	.667	0	0
Opponents		295	210	79	6	10	.98	2	6	.750	1	0

# TEAM'S STATS – ESTADÍSTICAS DE EQUIPO

(INCLUDING GAMES 1-36 – INCLUYENDO JUEGOS DEL 1 AL 36)



# USA

# USA

(All Games, Sorted by Batting Avg)

Record: Tournament: 4-4 / Opening Round: 3-2 / Super Round Group: 1-2

#	PLAYER	AVG	GP-GS	AB	R	H	2B	3B	HR	RBI	TB	SLG%	BB	HP	SO	GDP	OB%	SF	SH	SB-ATT
6	SIMPSON Chandler L	.455	8-8	33	7	15	1	0	0	5	16	.485	3	0	1	1	.486	1	1	9-9
1	SHAW Matthew James	.438	8-8	32	7	14	2	1	2	14	24	.750	3	1	5	1	.486	1	0	3-3
2	JOHNSON Termarr Je	.320	8-7	25	8	8	0	0	1	2	11	.440	5	0	8	0	.433	0	0	0-0
10	WARD Ryan Joseph	.292	8-6	24	6	7	0	0	5	11	22	.917	2	0	11	0	.333	1	0	0-0
22	CRAWFORD Justin Ca	.286	8-8	28	2	8	3	0	1	4	14	.500	2	0	4	0	.323	1	0	1-1
9	THOMAS Colby Grant	.240	8-7	25	4	6	1	0	2	3	13	.520	4	3	10	0	.406	0	0	2-2
7	WILLIAMS Carson Ev	.222	8-8	27	2	6	3	0	0	1	9	.333	7	0	10	0	.382	0	0	4-4
8	BALDWIN Drake Rand	.214	6-3	14	4	3	1	0	0	1	4	.286	2	0	4	0	.313	0	0	0-0
11	RITTER Lucas	.207	8-8	29	4	6	2	0	1	2	11	.379	5	0	11	0	.314	1	0	0-0
8	OKEY Christopher C	.143	3-2	7	1	1	0	0	0	1	1	.143	0	0	4	0	.143	0	0	0-0
25	MACIVER William Jo	.111	3-3	9	0	1	1	0	0	0	2	.222	1	0	5	0	.200	0	0	0-0
18	ELKO Timothy John	.000	4-3	9	0	0	0	0	0	0	0	.000	1	0	7	0	.100	0	0	0-0
3	DEVANNEY Cameron M	.000	2-1	2	0	0	0	0	0	0	0	.000	2	0	0	0	.500	0	0	0-0
Totals		.284		264	45	75	14	1	12	44	127	.481	37	4	80	2	.374	5	1	19-19
Opponents		.258		256	35	66	9	3	11	34	114	.445	18	7	75	8	.323	1	2	6-9

(All Games, Sorted by Earned Run Avg)

#	PLAYER	ERA	W-L	SV	IP	G	GS	CG	SHO	H	R	ER	BB	SO	2B	3B	HR	AB	B/Avg	WP	HP	BK	IBB	SHA	SFA
24	GOSE Anthony Rober	0.00	0-0	0	3.1	4	0	0	0	1	0	0	0	2	1	0	0	11	.091	0	0	0	0	0	0
26	HILL Richard Josep	0.00	0-0	0	10.1	3	3	0	0	5	1	0	2	14	1	0	0	36	.139	0	0	1	0	0	0
27	MENENDEZ Antonio D	1.35	2-0	0	6.2	4	0	0	0	5	1	1	1	8	1	0	1	23	.217	0	0	0	0	0	0
40	GROTZ Zachary Dyla	1.42	0-0	0	6.1	2	2	0	0	7	1	1	1	4	0	0	0	23	.304	0	1	0	0	0	1
12	TOUSSAINT Dany Gil	1.50	0-0	0	6.0	2	2	0	0	4	1	1	3	9	2	0	1	21	.190	0	1	0	0	0	0
54	ALTAVILLA Daniel	2.25	0-0	0	4.0	4	0	0	0	1	1	1	1	7	0	0	1	12	.083	0	1	0	0	0	0
49	VERNON Austin Jere	2.45	0-0	0	3.2	4	0	0	0	2	1	1	1	4	0	1	1	13	.154	0	0	0	0	0	0
21	BENSCHOTER Samuel	5.06	1-2	0	5.1	3	0	0	0	8	3	3	2	7	2	1	1	24	.333	2	0	0	0	0	0
23	LAWRENCE Casey Lee	5.40	0-0	0	3.1	1	1	0	0	4	2	2	0	4	0	0	1	14	.286	1	0	1	0	0	0
35	DRURY Austin Willi	6.75	0-0	0	1.1	2	0	0	0	1	1	1	0	0	0	0	0	4	.250	0	1	0	0	0	0
39	MILLS Zane J R	7.71	1-0	0	2.1	3	0	0	0	2	2	2	2	2	0	0	1	9	.222	0	1	0	0	0	0
55	PATTON Spencer Bur	9.00	0-0	0	4.0	5	0	0	0	8	5	4	1	5	0	1	0	20	.400	0	0	0	0	0	0
31	ADLER Eric Michael	9.00	0-1	0	3.0	3	0	0	0	4	4	3	3	2	0	0	1	12	.333	0	0	0	0	2	0
43	VIEAUX Cameron Sco	13.50	0-0	0	3.1	3	0	0	0	7	5	5	1	2	1	0	1	15	.467	0	2	0	0	0	0
34	THOMPSON Darrell S	15.75	0-1	0	4.0	4	0	0	0	7	7	7	0	5	1	0	2	19	.368	0	0	0	0	0	0
Totals		4.30	4-4	0	67.0	8	8	0	0	66	35	32	18	75	9	3	11	256	.258	3	7	2	0	2	1
Opponents		5.88	4-4	2	67.1	8	8	0	0	75	45	44	37	80	14	1	12	264	.284	1	4	0	1	1	5

(All Games, Sorted by Fielding Pct)

#	PLAYER	C	PO	A	E	DP	FLD%	CSB	SBA	SBA%	CI	PB
11	RITTER Lucas	66	60	6	0	9	1.000	0	0	0	0	0
25	MACIVER William Jo	29	23	6	0	1	1.000	2	3	.600	0	1
28	OKEY Christopher C	19	19	0	0	0	1.000	0	1	1.000	0	0
22	CRAWFORD Justin Ca	15	15	0	0	0	1.000	0	0	0	0	0
1	SHAW Matthew James	15	6	9	0	3	1.000	0	0	0	0	0
18	ELKO Timothy John	10	10	0	0	1	1.000	0	0	0	0	0
6	SIMPSON Chandler L	8	8	0	0	0	1.000	0	0	0	0	0
9	THOMAS Colby Grant	7	7	0	0	0	1.000	0	0	0	0	0
49	VERNON Austin Jere	2	1	1	0	0	1.000	0	0	0	0	0
27	MENENDEZ Antonio D	1	0	1	0	0	1.000	0	0	0	0	0
34	THOMPSON Darrell S	1	0	1	0	0	1.000	0	0	0	0	0
35	DRURY Austin Willi	1	0	1	0	0	1.000	1	0	.000	0	0
31	ADLER Eric Michael	1	0	1	0	0	1.000	0	0	0	0	0
3	DEVANNEY Cameron M	1	1	0	0	0	1.000	0	0	0	0	0
21	BENSCHOTER Samuel	1	0	1	0	0	1.000	0	0	0	0	0
10	WARD Ryan Joseph	1	1	0	0	0	1.000	0	0	0	0	0
23	LAWRENCE Casey Lee	1	0	1	0	0	1.000	0	0	0	0	0
8	BALDWIN Drake Rand	33	31	1	1	0	.970	0	2	1.000	0	0
7	WILLIAMS Carson Ev	33	8	23	2	7	.939	0	0	0	0	0
2	JOHNSON Termarr Je	36	11	22	3	7	.917	0	0	0	0	0
26	HILL Richard Josep	2	0	1	1	0	.500	0	0	0	0	0
Totals		283	201	75	7	10	.975	3	6	.667	0	1
Opponents		260	202	54	4	3	.985	0	19	1.000	0	0

# TEAM'S STATS – ESTADÍSTICAS DE EQUIPO

(INCLUDING GAMES 1-36 – INCLUYENDO JUEGOS DEL 1 AL 36)



# VENEZUELA

# VEN

(All Games, Sorted by Batting Avg)

Record: Tournament: 5-3 / Opening Round: 4-1 / Super Round Group: 1-2

#	PLAYER	AVG	GP-GS	AB	R	H	2B	3B	HR	RBI	TB	SLG%	BB	HP	SO	GDP	OB%	SF	SH	SB-ATT
14	PEREZ BOLIVAR Hern	.533	4-4	15	5	8	2	0	2	3	16	1.067	1	0	1	0	.563	0	0	0-2
6	MACHADO MORENO Dix	.500	3-1	4	0	2	0	0	0	1	2	.500	0	0	2	0	.500	0	0	0-0
37	ARCIA SOLANO Franc	.417	5-4	12	2	5	0	0	0	3	5	.417	2	1	2	0	.533	0	0	0-0
44	PEREZ ALVAREZ Carl	.348	7-7	23	6	8	1	0	3	7	18	.783	1	1	3	1	.385	1	0	0-0
36	PEREZ ALVAREZ Carl	.333	6-6	24	3	8	1	0	1	3	12	.500	0	2	4	0	.385	0	0	0-0
13	ADRIANZA PALMA Ehi	.333	6-3	12	2	4	1	0	2	5	11	.917	2	0	5	0	.429	0	0	0-0
10	CASTILLO RODRIGUE	.296	8-7	27	2	8	3	0	1	8	14	.519	0	0	6	2	.286	1	1	0-1
7	RODRIGUEZ RAMIREZ	.280	8-7	25	5	7	1	0	1	3	11	.440	2	0	7	0	.333	0	1	0-0
30	REYES QUEREIGUA An	.240	7-7	25	3	6	1	0	1	3	10	.400	1	0	5	2	.269	0	1	0-1
4	PALACIOS LEON Jerm	.231	8-8	26	7	6	0	0	2	3	12	.462	5	0	8	0	.355	0	1	0-0
23	RODRIGUEZ RINCONES	.222	3-3	9	1	2	0	0	0	0	2	.222	1	0	3	0	.300	0	0	0-0
2	AMARISTA AZOCAR Al	.219	8-8	32	4	7	3	0	0	1	10	.313	2	0	2	1	.257	1	0	1-1
31	FLORES DEVIA Ramon	.200	7-7	20	4	4	3	0	0	2	7	.350	5	0	2	0	.360	0	0	0-1
Totals		.295		254	44	75	16	0	13	42	130	.512	22	4	50	6	.357	3	4	1-6
Opponents		.229		249	28	57	11	2	8	27	96	.386	29	4	82	3	.316	3	2	6-8

(All Games, Sorted by Earned Run Avg)

#	PLAYER	ERA	W-L	SV	IP	G	GS	CG	SHO	H	R	ER	BB	SO	2B	3B	HR	AB	B/Avg	WP	HP	BK	IBB	SHA	SFA
18	ZARRAGA ORTIZ Alfr	0.00	0-0	0	1.0	2	0	0	0	1	0	0	2	2	0	0	0	4	.250	0	0	0	0	0	0
65	MENDEZ ORTEGA Yoha	0.00	0-0	0	3.0	2	0	0	0	2	0	0	2	1	1	0	0	11	.182	0	1	0	0	0	0
68	RODRIGUEZ RAMIREZ	0.00	0-0	0	1.1	3	0	0	0	1	0	0	1	2	0	0	0	5	.200	0	0	0	0	0	0
27	SANCHEZ OQUEENDO Ma	1.50	1-0	0	6.0	1	1	0	0	3	2	1	0	10	0	0	1	20	.150	0	0	0	0	0	1
63	MOSQUEDA HERNANDEZ	1.50	1-0	1	6.0	4	0	0	0	1	1	1	0	12	0	0	1	19	.053	0	1	0	0	0	0
73	BRETO FERNANDEZ Li	1.69	1-0	0	5.1	5	0	0	0	4	1	1	2	6	0	0	1	18	.222	0	0	0	1	2	0
58	RODRIGUEZ GRANADIL	2.08	0-1	0	8.2	3	1	0	0	6	2	2	1	11	2	0	1	30	.200	0	0	0	0	0	1
46	PINTO VALERA Ricar	2.61	2-0	0	10.1	3	3	0	0	9	3	3	5	8	2	0	0	39	.231	0	0	0	0	0	0
54	CASTILLO CAMPOS Ma	2.70	0-0	0	3.1	2	1	0	0	4	2	1	4	3	1	0	0	11	.364	0	1	0	0	0	0
69	VARGAS RANGEL Jesu	3.86	0-0	0	9.1	2	2	0	0	8	4	4	3	8	2	1	1	35	.229	0	1	0	0	0	0
48	ALVAREZ HERNANDEZ	4.50	0-1	0	4.0	4	0	0	0	5	2	2	2	5	0	1	0	16	.313	0	0	0	0	0	0
67	FRANCO RODRIGUEZ E	6.00	0-1	1	3.0	5	0	0	0	3	2	2	2	6	0	0	2	12	.250	0	0	0	0	0	0
92	HERNANDEZ BOLIVAR	6.00	0-0	0	3.0	2	0	0	0	4	2	2	1	5	1	0	0	13	.308	0	0	0	0	0	0
85	GARCIA PAREDES Ped	16.20	0-0	0	1.2	3	0	0	0	2	3	3	2	0	0	0	1	7	.286	0	0	0	0	0	0
76	VIZCAYA FREITEZ An	18.00	0-0	1	2.0	4	0	0	0	4	4	4	2	3	2	0	0	9	.444	0	0	0	0	0	1
Totals		3.44	5-3	3	68.0	8	8	0	0	57	28	26	29	82	11	2	8	249	.229	0	4	0	1	2	3
Opponents		5.73	3-5	1	66.0	8	8	0	0	75	44	42	22	50	16	0	13	254	.295	7	4	2	0	4	3

(All Games, Sorted by Fielding Pct)

#	PLAYER	C	PO	A	E	DP	FLD%	CSB	SBA	SBA%	CI	PB
44	PEREZ ALVAREZ Carl	79	74	5	0	2	1.000	1	3	.750	0	1
36	PEREZ ALVAREZ Carl	35	34	1	0	1	1.000	0	0	0	0	0
37	ARCIA SOLANO Franc	23	22	1	0	1	1.000	1	3	.750	0	0
7	RODRIGUEZ RAMIREZ	18	17	1	0	0	1.000	0	0	0	0	0
2	AMARISTA AZOCAR Al	18	7	11	0	1	1.000	0	0	0	0	0
4	PALACIOS LEON Jerm	16	8	8	0	0	1.000	0	0	0	0	0
30	REYES QUEREIGUA An	15	14	1	0	1	1.000	0	0	0	0	0
13	ADRIANZA PALMA Ehi	10	4	6	0	1	1.000	0	0	0	0	0
31	FLORES DEVIA Ramon	9	9	0	0	0	1.000	0	0	0	0	0
6	MACHADO MORENO Dix	5	1	4	0	0	1.000	0	0	0	0	0
23	RODRIGUEZ RINCONES	5	5	0	0	1	1.000	0	0	0	0	0
68	RODRIGUEZ RAMIREZ	1	1	0	0	0	1.000	0	0	0	0	0
58	RODRIGUEZ GRANADIL	1	1	0	0	0	1.000	0	0	0	0	0
69	VARGAS RANGEL Jesu	1	1	0	0	0	1.000	0	0	0	0	0
92	HERNANDEZ BOLIVAR	1	0	1	0	0	1.000	0	0	0	0	0
63	MOSQUEDA HERNANDEZ	1	0	1	0	0	1.000	0	0	0	0	0
76	VIZCAYA FREITEZ An	1	1	0	0	0	1.000	0	0	0	0	0
46	PINTO VALERA Ricar	1	0	1	0	0	1.000	0	0	0	0	0
67	FRANCO RODRIGUEZ E	1	0	1	0	0	1.000	0	0	0	0	0
10	CASTILLO RODRIGUE	15	5	9	1	4	.933	0	0	0	0	0
27	SANCHEZ OQUEENDO Ma	2	0	1	1	0	.500	0	0	0	0	0
Totals		258	204	52	2	5	.992	2	6	.750	0	1
Opponents		284	198	78	8	10	.972	5	1	.167	0	1

# GAME SUMMARY - RESULTADO DEL JUEGO 37

## (BRONZE MEDAL GAME – JUEGO POR LA MEDALLA DE BRONCE)



# USA - VENEZUELA



Nov 24, 2024 at JPN, TPE, MEX (Tokyo Dome)

-----  
United States of America.002 002 020 - 6 8 0  
Venezuela.....000 000 010 - 1 5 0  
-----

### United States of America 6

PLAYER	AB	R	H	BI	2B	3B	HR	BB	SB	CS	HP	SH	SF	SO	IBB	KL	GDP	PO	A	E
SIMPSON Chandler rf	4	1	2	1	1	0	0	1	0	0	0	0	0	0	0	0	0	0	0	0
SHAW Matt 3b	2	0	0	0	0	0	0	3	0	0	0	0	0	0	0	0	0	1	3	0
WILLIAMS Carson ss	4	0	2	3	2	0	0	0	0	0	0	0	1	2	0	2	0	2	2	0
WARD Ryan dh	2	0	1	0	0	0	0	2	0	1	1	0	0	1	0	0	0	0	0	0
THOMAS Colby lf	4	0	0	1	0	0	0	0	0	0	1	0	0	2	0	0	1	1	0	0
JOHNSON Termarr 2b	4	1	1	0	0	0	0	1	1	0	0	0	0	1	0	1	0	1	2	0
RITTER Luke 1b	3	1	0	0	0	0	0	1	0	0	1	0	0	2	0	1	0	9	1	0
OKEY Chris c	4	2	2	0	0	0	0	1	0	0	0	0	0	0	0	0	0	10	1	0
CRAWFORD Justin cf	4	1	0	0	0	0	0	1	0	0	0	0	0	2	0	0	1	3	0	0
LAWRENCE Casey p	0	0	0	0	0	0	0	0	0	0	0	0	0	0	0	0	0	0	1	0
GOSE Anthony p	0	0	0	0	0	0	0	0	0	0	0	0	0	0	0	0	0	0	0	0
ALTAVILLA Dan p	0	0	0	0	0	0	0	0	0	0	0	0	0	0	0	0	0	0	0	0
Totals	31	6	8	5	3	0	0	10	1	1	3	0	1	10	0	4	2	27	10	0

### Venezuela 1

PLAYER	AB	R	H	BI	2B	3B	HR	BB	SB	CS	HP	SH	SF	SO	IBB	KL	GDP	PO	A	E	
AMARISTA Alexi 2b	3	0	1	1	0	0	0	0	0	0	0	0	0	1	0	0	0	4	2	0	
CASTILLO Diego ss	4	0	0	0	0	0	0	0	0	0	0	0	0	2	0	0	0	1	2	0	
RODRIGUEZ Herlis cf	4	0	1	0	0	0	0	0	0	0	0	0	0	0	0	0	0	4	0	0	
PEREZ Carlos c	3	0	1	0	0	0	0	1	0	0	0	0	0	1	0	0	0	10	1	0	
FLORES Ramon rf	4	0	0	0	0	0	0	0	0	0	0	0	0	1	0	1	0	1	0	0	
REYES Angel lf	3	0	0	0	0	0	0	0	0	0	0	0	0	2	0	0	1	2	0	0	
ARCIA Francisco dh	2	0	1	0	0	0	0	0	0	0	0	0	0	1	0	0	0	0	0	0	
PEREZ Hernan ph/dh	0	1	0	0	0	0	0	1	0	0	0	0	0	0	0	0	0	0	0	0	
PALACIOS Jermaine 3b	3	0	0	0	0	0	0	0	0	0	0	0	0	1	0	0	0	1	2	0	
RODRIGUEZ David 1b	2	0	0	0	0	0	0	0	0	0	0	0	0	1	0	0	0	3	0	0	
PEREZ Carlos ph/lb	1	0	1	0	1	0	0	0	0	0	0	0	0	0	0	0	0	1	0	0	
SANCHEZ Mario p	0	0	0	0	0	0	0	0	0	0	0	0	0	0	0	0	0	0	0	0	
MOSQUEDA Oddanier p	0	0	0	0	0	0	0	0	0	0	0	0	0	0	0	0	0	0	0	0	
RODRIGUEZ Nivaldo p	0	0	0	0	0	0	0	0	0	0	0	0	0	0	0	0	0	0	0	0	
ALVAREZ Jose p	0	0	0	0	0	0	0	0	0	0	0	0	0	0	0	0	0	0	0	0	
RODRIGUEZ Ricardo p	0	0	0	0	0	0	0	0	0	0	0	0	0	0	0	0	0	0	0	0	
ZARRAGA Alfredo p	0	0	0	0	0	0	0	0	0	0	0	0	0	0	0	0	0	0	0	0	
MENDEZ Yohander p	0	0	0	0	0	0	0	0	0	0	0	0	0	0	0	0	0	0	0	0	
FRANCO Enderson p	0	0	0	0	0	0	0	0	0	0	0	0	0	0	0	0	0	0	0	0	
Totals	29	1	5	1	1	0	0	2	0	0	0	0	0	1	11	0	1	1	27	7	0

United States of America	IP	H	R	ER	BB	SO	WP	HP	BK	IBB	SH	SF	2B	3B	HR	AB	BF	FO	GO	NP
LAWRENCE Casey W,1-0	6.0	4	0	0	0	7	0	0	0	0	0	0	0	0	0	20	20	2	7	70
GOSE Anthony	1.2	1	1	1	2	1	0	0	0	0	0	1	1	0	0	5	8	3	1	32
ALTAVILLA Dan	1.1	0	0	0	0	3	0	0	0	0	0	0	0	0	0	4	4	0	1	17

Venezuela	IP	H	R	ER	BB	SO	WP	HP	BK	IBB	SH	SF	2B	3B	HR	AB	BF	FO	GO	NP
SANCHEZ Mario L,1-1	2.2	1	2	2	4	2	0	0	0	0	0	1	1	0	0	7	12	4	1	52
MOSQUEDA Oddanier	0.1	0	0	0	1	0	0	1	0	0	0	0	0	0	0	1	3	0	1	10
RODRIGUEZ Nivaldo	2.1	2	2	2	0	3	0	1	0	0	0	0	1	0	0	9	10	4	0	45
ALVAREZ Jose	0.1	2	0	0	0	1	0	0	0	0	0	0	0	0	0	3	3	0	0	11
RODRIGUEZ Ricardo	1.1	1	0	0	1	2	1	0	0	0	0	0	0	0	0	4	5	0	1	25
ZARRAGA Alfredo	0.2	1	2	2	3	1	0	0	0	0	0	1	0	0	3	6	0	1	26	
MENDEZ Yohander	0.1	0	0	0	0	1	0	1	0	0	0	0	0	0	1	2	0	0	10	
FRANCO Enderson	1.0	1	0	0	1	0	0	0	0	0	0	0	0	0	0	3	4	1	1	10

Umpires: HP-Hoon Kyu OH (KOR), 1B-Chikara Tsugawa (JPN), 2B-Chan-Jung CHANG (TPE), 3B-Kazuyuki SHIRAI (JPN), CO-Ruben RAMOS (PUR)  
 Scorer: Jennie MOLONEY (AUS), Fuka NAKAMURA (JPN), Susana SANTOS (ESP)  
 TC: Enrique BURGOS (PAN), Maki ITOH (JPN)  
 Start: 12:00 Time: 3:07 Attendance: 8386 Weather: - 20° C

# GAME SUMMARY - RESULTADO DEL JUEGO 38

## (WORLD CHAMPIONSHIP FINAL – FINAL POR EL CAMPEONATO MUNDIAL)



# CHINESE TAIPEI - JAPAN



Nov 24, 2024 at JPN, TPE, MEX (Tokyo Dome)

Chinese Taipei.....000 040 000 - 4 11 0  
 Japan.....000 000 000 - 0 4 0

### Chinese Taipei 4

PLAYER	AB	R	H	BI	2B	3B	HR	BB	SB	CS	HP	SH	SF	SO	IBB	KL	GDP	PO	A	E
CHEN Chen-Wei lf	4	1	2	0	0	0	0	1	1	0	0	0	0	1	0	0	0	0	0	0
LIN Li rf	4	1	2	0	0	0	0	1	1	0	0	0	0	1	0	1	0	1	0	0
CHEN Chieh-Hsien cf	5	1	3	3	1	0	1	0	0	0	0	0	0	1	0	0	0	5	0	0
LIN An-Ko dh	5	0	0	0	0	0	0	0	0	0	0	0	0	3	0	1	0	0	0	0
PAN Chieh-Kai lb	4	0	1	0	0	0	0	0	0	0	0	0	0	2	0	0	0	5	0	0
CHU Yu-Hsien lb	0	0	0	0	0	0	0	0	0	0	0	0	0	0	0	0	0	5	0	0
CHIANG Kun-Yu ss	4	0	2	0	1	0	0	0	0	0	0	0	0	0	0	0	0	2	1	0
YUEH Tung-Hua 2b	4	0	0	0	0	0	0	0	0	0	0	0	0	3	0	0	0	1	4	0
LIN Chia-Cheng c/c	4	1	1	1	0	0	1	0	0	0	0	0	0	2	0	0	0	8	0	0
CHANG Cheng-Yu 3b	4	0	0	0	0	0	0	0	0	0	0	0	0	2	0	0	0	0	1	0
LIN Yu-Min p	0	0	0	0	0	0	0	0	0	0	0	0	0	0	0	0	0	0	0	0
CHANG Yi p	0	0	0	0	0	0	0	0	0	0	0	0	0	0	0	0	0	0	0	0
CHEN Kuan-Yu p	0	0	0	0	0	0	0	0	0	0	0	0	0	0	0	0	0	0	1	0
LIN Kai-Wei p	0	0	0	0	0	0	0	0	0	0	0	0	0	0	0	0	0	0	0	0
Totals	38	4	11	4	2	0	2	2	2	0	0	0	0	15	0	2	0	27	7	0

### Japan 0

PLAYER	AB	R	H	BI	2B	3B	HR	BB	SB	CS	HP	SH	SF	SO	IBB	KL	GDP	PO	A	E
KUWAHARA Masayuki lf	4	0	1	0	0	0	0	0	0	0	0	0	0	1	0	0	0	1	0	0
KOZONO Kaito 2b	4	0	0	0	0	0	0	0	0	0	0	0	0	2	0	0	0	1	3	0
TATSUMI Ryosuke cf	3	0	1	0	0	0	0	1	0	0	0	0	0	1	0	1	0	0	0	0
MORISHITA Shota rf	4	0	0	0	0	0	0	0	0	0	0	0	0	0	0	0	0	3	0	0
KURIHARA Ryoya 3b	4	0	0	0	0	0	0	0	0	0	0	0	0	1	0	0	0	1	1	0
MAKI Shugo lb	3	0	0	0	0	0	0	0	0	0	0	0	0	1	0	1	0	7	0	0
GENDA Sosuke ss	3	0	1	0	0	0	0	0	0	0	0	0	0	0	0	0	0	0	2	0
SANO keita dh	3	0	0	0	0	0	0	0	0	0	0	0	0	1	0	0	0	0	0	0
SAKAKURA Shogo c	2	0	1	0	0	0	0	1	0	0	0	0	0	1	0	0	0	14	1	0
TOGO Shosei p	0	0	0	0	0	0	0	0	0	0	0	0	0	0	0	0	0	0	0	0
SUMIDA Chihiro p	0	0	0	0	0	0	0	0	0	0	0	0	0	0	0	0	0	0	0	0
FUJIIHIRA Shoma p	0	0	0	0	0	0	0	0	0	0	0	0	0	0	0	0	0	0	0	0
OTA Taisei p	0	0	0	0	0	0	0	0	0	0	0	0	0	0	0	0	0	0	0	0
Totals	30	0	4	0	0	0	0	2	0	0	0	0	0	8	0	2	0	27	7	0

Chinese Taipei	IP	H	R	ER	BB	SO	WP	HP	BK	IBB	SH	SF	2B	3B	HR	AB	BF	FO	GO	NP
LIN Yu-Min	4.0	1	0	0	2	3	0	0	0	0	0	0	0	0	0	13	15	6	3	69
CHANG Yi W,3-0	3.0	2	0	0	0	3	0	0	0	0	0	0	0	0	0	11	11	2	4	38
CHEN Kuan-Yu	1.0	0	0	0	0	2	0	0	0	0	0	0	0	0	0	3	3	0	1	15
LIN Kai-Wei	1.0	1	0	0	0	0	0	0	0	0	0	0	0	0	0	3	3	1	1	11

Japan	IP	H	R	ER	BB	SO	WP	HP	BK	IBB	SH	SF	2B	3B	HR	AB	BF	FO	GO	NP
TOGO Shosei L,0-1	5.0	7	4	4	2	7	0	0	0	0	0	0	1	0	2	22	24	4	4	95
SUMIDA Chihiro	2.0	2	0	0	0	5	0	0	0	0	0	0	0	0	0	8	8	0	1	39
FUJIIHIRA Shoma	1.0	1	0	0	0	1	0	0	0	0	0	0	1	0	0	4	4	0	2	19
OTA Taisei	1.0	1	0	0	0	2	0	0	0	0	0	0	0	0	0	4	4	1	0	18

Umpires: HP-Angel CAMPOS (USA), 1B-Ruben RAMOS (PUR), 2B-Alan IZAGUIRRE (MEX), 3B-Tim Martin MEYER (GER), CO-Chan-Jung CHANG (TPE)  
 Scorers: Jennie MOLONEY (AUS), Fuka NAKAMURA (JPN), Susana SANTOS (ESP)  
 TC: George SANTIAGO (PUR), Shari REINIGER (CAN)  
 Start: 19:03 Time: 2:57 Attendance: 41827 Weather: 25°C

## ABBREVIATIONS – ABREVIATURAS (IN ALPHABETICAL ORDER – EN ORDEN ALFABÉTICO)

HITTING – OFENSIVA			PITCHING – PITCHEO		
<b>2B</b>	Doubles	Dobles	<b>2B</b>	Doubles allowed	Dobles permitidos
<b>3B</b>	Triples	Triples	<b>3B</b>	Triples allowed	Triples permitidos
<b>AB</b>	At bats	Veces al bate	<b>AB</b>	At bats	Veces al bate
<b>AVG</b>	Batting average	Average de bateo	<b>B/Avg</b>	Opponent batting average	Average de bateo de los oponentes
<b>BB</b>	Base on balls	Base por bolas	<b>BK</b>	Balk	Balk
<b>GDP</b>	Grounded into double plays	Batazo para Doble Play	<b>BB</b>	Base on balls allowed	Bases por bolas concedidas
<b>G</b>	Games played	Juegos jugados	<b>CG</b>	Complete games	Juegos completo
<b>H</b>	Hits	Hits conectados	<b>ER</b>	Earned runs allowed	Carreras limpias permitidas
<b>HP</b>	Hit by pitch	Golpeado por el lanzador	<b>ERA</b>	Earned run average	Promedio de efectividad
<b>HR</b>	Homeruns	Cuadrangulares	<b>IBB</b>	Intentional base on balls allowed	Bases por bolas intencionales
<b>IBB</b>	Intentional base on balls	Base por bolas intencional	<b>GP</b>	Games pitched	Juegos lanzados
<b>OB%</b>	On base percentage	Promedio de embasado	<b>GS</b>	Games started	Juegos Iniciados
<b>R</b>	Runs scored	Carreras anotadas	<b>H</b>	Hits allowed	Hits permitidos
<b>RBI</b>	Runs batted in	Carreras impulsadas	<b>HP</b>	Hit by pitch	Golpeados por el lanzamiento
<b>SB / ATT</b>	Stolen bases / SB attempts	Baes Robadas / Intentos de robo	<b>HR</b>	Home runs allowed	Cuadrangulares permitidos
<b>SF</b>	Sacrifice flies	Sacrificio Fly	<b>IP</b>	Innings played	Entradas lanzadas
<b>SH</b>	Sacrifice hits	Toque de sacrificio	<b>R</b>	Runs allowed	Carreras permitidas
<b>SLG%</b>	Slugging percentage	Average de slugging	<b>SO</b>	Strikeouts	Ponches propinados
<b>SO</b>	Strikeouts	Ponches	<b>SFA</b>	Sacrifice flies allowed	Sacrificios fly permitidos
<b>TB</b>	Total bases	Total de bases alcanzadas por hit	<b>SHA</b>	Sacrifice hits allowed	Toques de sacrificio permitidos
			<b>SHO</b>	Shutouts / Combination shutouts	Blanqueos / Blanqueos combinados
			<b>SV</b>	Saves	Juegos salvados
			<b>W-L</b>	Wins/Losses	Juegos ganados/Perdidos
			<b>WP</b>	Wild pitches	Wild pitches

## FIELDING – DEFENSA

<b>A</b>	Assists	Asistencias
<b>C</b>	Chances	Total de lances
<b>CI</b>	Catcher's interference	Interferencia del receptor
<b>CSB</b>	Caught stealing (by pitcher and catcher)	Atrapado robando (del lanzador y del receptor)
<b>DP</b>	Double plays participated in	Participaciones en doble play
<b>E</b>	Errors	Errores
<b>FLD%</b>	Fielding percentage	Promedio de defensa
<b>PB</b>	Passed balls (catcher)	Passed ball (receptor)
<b>PO</b>	Putouts	Outs (Eliminaciones)
<b>SBA</b>	Stolen bases allowed (pitcher and catcher)	Robos permitidos (lanzador y receptor)
<b>SBA%</b>	Stolen bases against percentage (pitcher and catcher)	Promedio de robos permitidos (lanzador y receptor)