



WBSC

PRESENTED BY



9 - 24 November 2024



23rd NOVEMBER/NOVIEMBRE 2024

N. 13

DAILY REPORT
REPORTE DIARIO





PREMIER12.ORG

#PREMIER12

@WBSC

SUPER ROUND AND FINALS SUPER RONDA Y FINALES

STANDINGS – POSICIÓN DE EQUIPOS

SUPER ROUND - SUPER RONDA						
RK	TEAM – EQUIPO	GP	W	L	AVG	GB
1	 JAPAN	3	3	0	1.000	-
2	 CHINESE TAIPEI	3	1	2	.333	2.0
3	 VENEZUELA	3	1	2	.333	2.0
4	 USA	3	1	2	.333	2.0

The Teams are placed according to the Tournament Regulations for the WBSC.

Los equipos son ordenados en atención a los Reglamentos Oficiales de la WBSC.

SUPER ROUND AND FINALS SUPER RONDA Y FINALES

SCHEDULE AND RESULTS – CALENDARIO Y RESULTADOS

THURSDAY NOVEMBER 21, 2024 – JUEVES 21 DE NOVIEMBRE DE 2024

#	Hour Hora	Stadium Campo	Group Grupo	Visitor Team Equipo Visitante	Home Team Equipo Local	Score	Inn
31	12:00	Tokyo Dome Tokyo	SR	 CHINESE TAIPEI	 VENEZUELA	0-2	
32	19:00	Tokyo Dome Tokyo	SR	 USA	 JAPAN	1-9	

FRIDAY NOVEMBER 22, 2024 – VIERNES 22 DE NOVIEMBRE DE 2024

#	Hour Hora	Stadium Campo	Group Grupo	Visitor Team Equipo Visitante	Home Team Equipo Local	Score	Inn
33	12:00	Tokyo Dome Tokyo	SR	 CHINESE TAIPEI	 USA	8-2	
34	19:00	Tokyo Dome Tokyo	SR	 VENEZUELA	 JAPAN	6-9	

SATURDAY NOVEMBER 23, 2024 – SÁBADO 23 DE NOVIEMBRE DE 2024

#	Hour Hora	Stadium Campo	Group Grupo	Visitor Team Equipo Visitante	Home Team Equipo Local	Score	Inn
34	12:00	Tokyo Dome Tokyo	SR	 USA	 VENEZUELA	6-5	
35	19:00	Tokyo Dome Tokyo	SR	 CHINESE TAIPEI	 JAPAN	6-9	

SUNDAY NOVEMBER 24, 2024 – DOMINGO 24 DE NOVIEMBRE DE 2024

#	Hour Hora	Stadium Campo	Group Grupo	Visitor Team Equipo Visitante	Home Team Equipo Local	Score	Inn
36	12:00	Tokyo Dome Tokyo	BRONZE 	 USA	 VENEZUELA	-	
37	19:00	Tokyo Dome Tokyo	GOLD 	 CHINESE TAIPEI	 JAPAN	-	

Local time in Tokyo, Japan (GMT +9) / Hora local en Tokio, Japón (GMT +9)

GAME SUMMARY - RESULTADO DEL JUEGO 35

(SUPER ROUND – SUPER RONDA)



USA - VENEZUELA



United States of America 6, Venezuela 5 Nov 23, 2024 at JPN, TPE, MEX, Tokyo Dome

United States of America	.020	003	001	-	6	9	0	(4-4)
Venezuela	.000	001	130	-	5	9	0	(5-3)

Pitchers: United States of America - TOUSSAINT Touki, MENENDEZ Antonio, VIEAUX Cam, ADLER Eric, THOMPSON Darrell, MILLS Zane

Venezuela - VARGAS Jesús, BRETO Liarvis, VIZCAYA Anthony, HERNANDEZ Arnaldo, FRANCO Enderson

Win: MILLS Zane (1-0)
Loss: FRANCO Enderson (0-1)
Save: NONE

Homeruns: United States of America: WARD Ryan
Homeruns: Venezuela: PEREZ Carlos, CASTILLO Diego

Attendance: 8868 - Start: 12:00 - Time: 3:18 - Weather: 20° C

Umpires: HP-Kazuyuki SHIRAI (JPN), 1B-Chan-Jung CHANG (TPE), 2B-Alan IZAGUIRRE (MEX), 3B-Chikara Tsugawa (JPN), CO-Tim Martin MEYER (GER)
Scorers: Fuka NAKAMURA (JPN), Jennie MOLONEY (AUS), Susana SANTOS (ESP)
TC: Maki ITOH (JPN), Enrique BURGOS (PAN)

GAME SUMMARY - RESULTADO DEL JUEGO 36

(SUPER ROUND – SUPER RONDA)



CHINESE TAIPEI - JAPAN



Japan 9, Chinese Taipei 6 Nov 23, 2024 at JPN, TPE, MEX, Tokyo Dome

Chinese Taipei	.001	022	001	-	6	7	0	(5-3)
Japan	.400	032	00X	-	9	10	0	(8-0)

Pitchers: Chinese Taipei - CHEN Po-Ching, CHIANG Kuo-Hao, KUO Chun-Lin, WANG Chih-Hsuan, CHEN Kuan-Wei, HUANG En-Sih

Japan - HAYAKAWA Takahisa, SHIMIZU Tatsuya, KITAYAMA Koki, YOKOYAMA Rikuto

Win: KITAYAMA Koki (1-0)
Loss: CHEN Po-Ching (0-2)
Save: NONE

Homeruns: Chinese Taipei: LIN An-Ko
Homeruns: Japan: MURABAYASHI Itsuki

Attendance: 41674 - Start: 19:08 - Time: 3:18 - Weather: 22°C

Umpires: HP-Ruben RAMOS (PUR), 1B-Hoon Kyu OH (KOR), 2B-Tim Martin MEYER (GER), 3B-Angel CAMPOS (USA), CO-Alan IZAGUIRRE (MEX)
Scorers: Jennie MOLONEY (AUS), Fuka NAKAMURA (JPN), Susana SANTOS (ESP)
TC: Shari REINIGER (CAN), George SANTIAGO (PUR)

INDIVIDUAL LEADERS SUMMARY RESUMEN DE LIDERES INDIVIDUALES

(INCLUDING GAMES 1-36 – INCLUYENDO JUEGOS DEL 1 AL 36)

BATTING LEADERS – LIDERES OFENSIVOS

BATTING AVERAGE (min 2.7 PA/G)

1.	CHEN Chieh-Hsien, TPE	.632
2.	SIMPSON Chandler L, USA	.455
3.	KOZONO Kaito, JPN	.444
4.	SAKAKURA Shogo, JPN	.438
-	SHAW Matthew James, USA	.438
6.	MORISHITA Shota, JPN	.417
7.	SANO keita, JPN	.360
8.	PEREZ ALVAREZ Carl, VEN	.348
9.	PEREZ ALVAREZ Carl, VEN	.333

RUNS

1.	MORISHITA Shota, JPN	13
2.	JOHNSON Termarr Je, USA	8
-	KUWAHARA Masayuki, JPN	8
4.	PALACIOS LEON Jerm, VEN	7
-	SHAW Matthew James, USA	7
-	SIMPSON Chandler L, USA	7
7.	3 Tied at	6

DOUBLES

1.	AMARISTA AZOCAR Al, VEN	3
-	CASTILLO RODRIGUE, VEN	3
-	CRAWFORD Justin Ca, USA	3
-	FLORES DEVIA Ramon, VEN	3
-	MORISHITA Shota, JPN	3
-	TATSUMI Ryosuke, JPN	3
-	TSENG Song-En, TPE	3
-	WILLIAMS Carson Ev, USA	3
9.	6 Tied at	2

TOTAL BASES

1.	SHAW Matthew James, USA	24
2.	WARD Ryan Joseph, USA	22
3.	KOZONO Kaito, JPN	21
4.	PEREZ ALVAREZ Carl, VEN	18
5.	MORISHITA Shota, JPN	16
-	PEREZ BOLIVAR Hern, VEN	16
-	SIMPSON Chandler L, USA	16
8.	CHEN Chieh-Hsien, TPE	15
9.	1 Tied at	14

SACRIFICE HITS

1.	CASTILLO RODRIGUE, VEN	2
-	KUWAHARA Masayuki, JPN	2
3.	PALACIOS LEON Jerm, VEN	1
-	PAN Chieh-Kai, TPE	1
-	REYES QUERIEGUA An, VEN	1
-	RODRIGUEZ RAMIREZ, VEN	1
-	SIMPSON Chandler L, USA	1

PLATE APPEARANCES

1.	SIMPSON Chandler L, USA	38
2.	SHAW Matthew James, USA	37
3.	AMARISTA AZOCAR Al, VEN	35
-	RITTER Lucas, USA	35
5.	TATSUMI Ryosuke, JPN	34
-	WILLIAMS Carson Ev, USA	34
7.	MORISHITA Shota, JPN	33
-	PAN Chieh-Kai, TPE	33
9.	1 Tied at	32

STRIKEOUTS

1.	RITTER Lucas, USA	11
-	WARD Ryan Joseph, USA	11
3.	THOMAS Colby Grant, USA	10
-	WILLIAMS Carson Ev, USA	10
5.	JOHNSON Termarr Je, USA	8
-	PALACIOS LEON Jerm, VEN	8
7.	3 Tied at	7

SLUGGING PCT (min 2.7 PA/G)

1.	WARD Ryan Joseph, USA	.917
2.	CHEN Chieh-Hsien, TPE	.789
3.	PEREZ ALVAREZ Carl, VEN	.783
4.	KOZONO Kaito, JPN	.778
5.	SHAW Matthew James, USA	.750
6.	SAKAKURA Shogo, JPN	.688
7.	MORISHITA Shota, JPN	.667
8.	CASTILLO RODRIGUE, VEN	.538
9.	THOMAS Colby Grant, USA	.520
10.	3 Tied at	.500

HITS

1.	SIMPSON Chandler L, USA	15
2.	SHAW Matthew James, USA	14
3.	CHEN Chieh-Hsien, TPE	12
-	KOZONO Kaito, JPN	12
5.	MORISHITA Shota, JPN	10
6.	PAN Chieh-Kai, TPE	9
-	SANO keita, JPN	9
8.	8 Tied at	8

TRIPLES

1.	CHEN Chen-Wei, TPE	1
-	CHIANG Kun-Yu, TPE	1
-	KIYOMIYA Kotaro, JPN	1
-	KOZONO Kaito, JPN	1
-	SHAW Matthew James, USA	1

WALKS

1.	WILLIAMS Carson Ev, USA	7
2.	KURIHARA Ryoya, JPN	6
3.	FLORES DEVIA Ramon, VEN	5
-	JOHNSON Termarr Je, USA	5
-	MORISHITA Shota, JPN	5
-	PALACIOS LEON Jerm, VEN	5
-	RITTER Lucas, USA	5
-	TATSUMI Ryosuke, JPN	5
-	TSENG Song-En, TPE	5
10.	5 Tied at	4

SACRIFICE FLY

1.	MORISHITA Shota, JPN	2
2.	14 Tied at	1

AT BATS

1.	SIMPSON Chandler L, USA	33
2.	AMARISTA AZOCAR Al, VEN	32
-	SHAW Matthew James, USA	32
4.	RITTER Lucas, USA	29
5.	CHEN Chen-Wei, TPE	28
-	CRAWFORD Justin Ca, USA	28
-	LIN Li, TPE	28
-	PAN Chieh-Kai, TPE	28
9.	1 Tied at	27

STRIKEOUTS LOOKING

1.	WILLIAMS Carson Ev, USA	4
2.	JOHNSON Termarr Je, USA	3
3.	9 Tied at	2

ON BASE PCT (min 2.7 PA/G)

1.	CHEN Chieh-Hsien, TPE	.720
2.	SAKAKURA Shogo, JPN	.609
3.	MORISHITA Shota, JPN	.515
4.	KOZONO Kaito, JPN	.500
-	KURIHARA Ryoya, JPN	.500
6.	SHAW Matthew James, USA	.486
-	SIMPSON Chandler L, USA	.486
8.	TATSUMI Ryosuke, JPN	.441
9.	JOHNSON Termarr Je, USA	.433

RBI

1.	SHAW Matthew James, USA	14
2.	WARD Ryan Joseph, USA	11
3.	MORISHITA Shota, JPN	9
4.	KOZONO Kaito, JPN	8
-	MAKI Shugo, JPN	8
6.	CASTILLO RODRIGUE, VEN	7
-	LIN Li, TPE	7
-	PEREZ ALVAREZ Carl, VEN	7
9.	7 Tied at	5

HOMERUNS

1.	WARD Ryan Joseph, USA	5
2.	PEREZ ALVAREZ Carl, VEN	3
3.	ADRIANZA PALMA Ehi, VEN	2
-	KOZONO Kaito, JPN	2
-	PALACIOS LEON Jerm, VEN	2
-	PEREZ BOLIVAR Hern, VEN	2
-	SHAW Matthew James, USA	2
-	THOMAS Colby Grant, USA	2
9.	20 Tied at	1

HIT BY PITCH

1.	SAKAKURA Shogo, JPN	3
-	THOMAS Colby Grant, USA	3
3.	CHEN Chieh-Hsien, TPE	2
-	CHIANG Kun-Yu, TPE	2
-	KURIHARA Ryoya, JPN	2
-	MORISHITA Shota, JPN	2
-	PEREZ ALVAREZ Carl, VEN	2
-	TATSUMI Ryosuke, JPN	2
9.	6 Tied at	1

STOLEN BASES

1.	SIMPSON Chandler L, USA	9
2.	WILLIAMS Carson Ev, USA	4
3.	KOZONO Kaito, JPN	3
-	LIN Li, TPE	3
-	SHAW Matthew James, USA	3
6.	CHEN Chieh-Hsien, TPE	2
-	ISOBATA Ryota, JPN	2
-	THOMAS Colby Grant, USA	2
9.	7 Tied at	1

CAUGHT STEALING

1.	PAN Chieh-Kai, TPE	2
-	PEREZ BOLIVAR Hern, VEN	2
3.	CASTILLO RODRIGUE, VEN	1
-	FLORES DEVIA Ramon, VEN	1
-	ISOBATA Ryota, JPN	1
-	KOZONO Kaito, JPN	1
-	REYES QUERIEGUA An, VEN	1
-	TATSUMI Ryosuke, JPN	1

GDP

1.	PAN Chieh-Kai, TPE	4
2.	CASTILLO RODRIGUE, VEN	2
-	REYES QUERIEGUA An, VEN	2
4.	11 Tied at	1

INDIVIDUAL LEADERS SUMMARY RESUMEN DE LIDERES INDIVIDUALES

(INCLUDING GAMES 1-36 – INCLUYENDO JUEGOS DEL 1 AL 36)

PITCHING LEADERS – LIDERES EN PITCHEO

EARNED RUN AVG (min 0.8 IP/G)

1.	HILL Richard Josep, USA	0.00
2.	HUANG Tzu-Peng, TPE	1.50
3.	SAIKI Hiroto, JPN	1.69
4.	RODRIGUEZ GRANADIL, VEN	2.08
5.	TAKAHASHI Hiroto, JPN	2.25
6.	PINTO VALERA Ricar, VEN	2.61
7.	KITAYAMA Koki, JPN	3.86
-	VARGAS RANGEL Jesu, VEN	3.86
9.	1 Tied at	6.75

OPPOSING AVG (min 0.8 IP/G)

1.	HUANG Tzu-Peng, TPE	.128
2.	HILL Richard Josep, USA	.139
-	SAIKI Hiroto, JPN	.139
4.	KITAYAMA Koki, JPN	.200
-	RODRIGUEZ GRANADIL, VEN	.200
6.	HAYAKAWA Takahisa, JPN	.206
7.	VARGAS RANGEL Jesu, VEN	.229
8.	PINTO VALERA Ricar, VEN	.231
9.	TAKAHASHI Hiroto, JPN	.290

INNINGS PITCHED

1.	HUANG Tzu-Peng, TPE	12.0
2.	SAIKI Hiroto, JPN	10.2
3.	HILL Richard Josep, USA	10.1
-	PINTO VALERA Ricar, VEN	10.1
5.	HAYAKAWA Takahisa, JPN	9.1
-	VARGAS RANGEL Jesu, VEN	9.1
7.	RODRIGUEZ GRANADIL, VEN	8.2
8.	INOUE Haruto, JPN	8.0
-	TAKAHASHI Hiroto, JPN	8.0

STRIKEOUTS

1.	TAKAHASHI Hiroto, JPN	16
2.	HILL Richard Josep, USA	14
3.	INOUE Haruto, JPN	12
-	MOSQUEDA HERNANDEZ, VEN	12
5.	FUJIHIRA Shoma, JPN	11
-	RODRIGUEZ GRANADIL, VEN	11
-	SUMIDA Chihiro, JPN	11
8.	4 Tied at	10

WINS

1.	INOUE Haruto, JPN	3
2.	CHANG Yi, TPE	2
-	MENENDEZ Antonio D, USA	2
-	PINTO VALERA Ricar, VEN	2
-	SUMIDA Chihiro, JPN	2
6.	11 Tied at	1

SAVES

1.	WU Chun-Wei, TPE	3
2.	OTA Taisei, JPN	2
3.	FRANCO RODRIGUEZ E, VEN	1
-	FUJIHIRA Shoma, JPN	1
-	MOSQUEDA HERNANDEZ, VEN	1
-	VIZCAYA FREITEZ An, VEN	1

GAMES

-		
1.	9 Tied at	5

GAMES STARTED

1.	CHEN Po-Ching, TPE	3
-	HILL Richard Josep, USA	3
-	HUANG Tzu-Peng, TPE	3
-	PINTO VALERA Ricar, VEN	3
5.	5 Tied at	2

SACRIFICE HITS AGAINST

1.	ADLER Eric Michael, USA	3
2.	BRETO FERNANDEZ Li, VEN	2
3.	HUANG En-Sih, TPE	1
-	TAKAHASHI Hiroto, JPN	1
-	WU Chun-Wei, TPE	1

SACRIFICE FLIES AGAINST

1.	CHEN Po-Ching, TPE	1
-	CHIANG Kuo-Hao, TPE	1
-	GROTZ Zachary Dyla, USA	1
-	RODRIGUEZ GRANADIL, VEN	1
-	SANCHEZ OQUEENDO Ma, VEN	1
-	VIZCAYA FREITEZ An, VEN	1
-	WANG Chih-Hsuan, TPE	1

LOSSES

1.	BENSCHOTER Samuel, USA	2
-	CHEN Po-Ching, TPE	2
3.	ADLER Eric Michael, USA	1
-	ALVAREZ HERNANDEZ, VEN	1
-	FRANCO RODRIGUEZ E, VEN	1
-	HUANG Tzu-Peng, TPE	1
-	RODRIGUEZ GRANADIL, VEN	1
-	THOMPSON Darrell S, USA	1

WILD PITCHES

1.	BENSCHOTER Samuel, USA	2
2.	CHEN Po-Ching, TPE	1
-	INOUE Haruto, JPN	1
-	KUO Chun-Lin, TPE	1
-	LAWRENCE Casey Lee, USA	1
-	OTA Taisei, JPN	1

BALKS

1.	HILL Richard Josep, USA	1
-	LAWRENCE Casey Lee, USA	1
-	TOGO Shosei, JPN	1

HIT BY PITCH

1.	VIEAUX Cameron Sco, USA	2
2.	14 Tied at	1

INTENTIONAL WALKS

1.	BRETO FERNANDEZ Li, VEN	1
-	CHEN Po-Ching, TPE	1

HITS ALLOWED

1.	INOUE Haruto, JPN	10
2.	PINTO VALERA Ricar, VEN	9
-	TAKAHASHI Hiroto, JPN	9
4.	BENSCHOTER Samuel, USA	8
-	KUO Chun-Lin, TPE	8
-	PATTON Spencer Bur, USA	8
-	VARGAS RANGEL Jesu, VEN	8
8.	5 Tied at	7

RUNS ALLOWED

1.	CHEN Po-Ching, TPE	7
-	HAYAKAWA Takahisa, JPN	7
-	THOMPSON Darrell S, USA	7
4.	INOUE Haruto, JPN	6
5.	KUO Chun-Lin, TPE	5
-	PATTON Spencer Bur, USA	5
-	VIEAUX Cameron Sco, USA	5
8.	2 Tied at	4

EARNED RUNS (min 0.8 IP/G)

1.	HILL Richard Josep, USA	0
2.	HUANG Tzu-Peng, TPE	2
-	RODRIGUEZ GRANADIL, VEN	2
-	SAIKI Hiroto, JPN	2
-	TAKAHASHI Hiroto, JPN	2
6.	KITAYAMA Koki, JPN	3
-	PINTO VALERA Ricar, VEN	3
8.	VARGAS RANGEL Jesu, VEN	4
9.	INOUE Haruto, JPN	6

WALKS ALLOWED (min 0.8 IP/G)

1.	HUANG Tzu-Peng, TPE	1
-	RODRIGUEZ GRANADIL, VEN	1
-	TAKAHASHI Hiroto, JPN	1
4.	HILL Richard Josep, USA	2
-	INOUE Haruto, JPN	2
-	KITAYAMA Koki, JPN	2
7.	SAIKI Hiroto, JPN	3
-	VARGAS RANGEL Jesu, VEN	3
9.	PINTO VALERA Ricar, VEN	5

INDIVIDUAL LEADERS SUMMARY

RESUMEN DE LIDERES INDIVIDUALES

(INCLUDING GAMES 1-36 – INCLUYENDO JUEGOS DEL 1 AL 36)

FIELDING LEADERS – LIDERES DEFENSIVOS

PUTOUTS

1.	PEREZ ALVAREZ Carl, VEN	74
2.	SAKAKURA Shogo, JPN	73
3.	LIN Chia-Cheng, TPE	60
-	RITTER Lucas, USA	60
5.	CHU Yu-Hsien, TPE	42
6.	MAKI Shugo, JPN	41
7.	PEREZ ALVAREZ Carl, VEN	34
8.	BALDWIN Drake Rand, USA	31
9.	MACIVER William Jo, USA	23

ASSISTS

1.	WILLIAMS Carson Ev, USA	23
2.	JOHNSON Termarr Je, USA	22
3.	CHIANG Kun-Yu, TPE	19
4.	GENDA Sosuke, JPN	17
5.	AMARISTA AZOCAR Al, VEN	11
-	LI Kai-Wei, TPE	11
-	PAN Chieh-Kai, TPE	11
8.	4 Tied at	9

ERRORS

1.	JOHNSON Termarr Je, USA	3
2.	PAN Chieh-Kai, TPE	2
-	WILLIAMS Carson Ev, USA	2
4.	10 Tied at	1

CAUGHT STEALING

1.	MACIVER William Jo, USA	2
2.	ARCIA SOLANO Franc, VEN	1
-	DRURY Austin Willi, USA	1
-	HUANG Tzu-Peng, TPE	1
-	INOUE Haruto, JPN	1
-	LIN Chia-Cheng, TPE	1
-	PEREZ ALVAREZ Carl, VEN	1

TEAM'S STATS RANKING ESTADÍSTICAS POR EQUIPO

(INCLUDING GAMES 1-36 – INCLUYENDO JUEGOS DEL 1 AL 36)

BATTING – BATEO

TEAM	AVG	G	AB	R	H	2B	3B	HR	RBI	TB	SLG%	BB	HP	SO	GDP	OB%	SF	SH	SB-ATT
Japan	.316	8	272	63	86	15	2	7	58	126	.463	38	11	48	3	.412	7	2	9-12
Venezuela	.296	8	253	44	75	16	0	13	41	130	.514	22	4	50	6	.358	3	5	1-6
United States	.284	8	264	45	75	14	1	12	44	127	.481	37	4	80	2	.374	5	1	19-19
Chinese Taipei	.261	8	268	36	70	12	2	8	36	110	.410	31	5	65	8	.348	1	1	6-8
TOTALS	.289	16	1057	188	306	57	5	40	179	493	.466	128	24	243	19	.374	16	9	35-45

PITCHING – PITCHEO

TEAM	ERA	W-L	SV	IP	GS	CG	SHO	H	R	ER	BB	SO	2B	3B	HR	AB	B/Avg	WP	HP	BKIBB	SHA	SFA	
Chinese Taipei	2.83	5-3	3	70.0	8	0	0	51	23	22	18	69	10	1	7	253	.202	2	3	0	1	2	3
Japan	3.25	8-0	3	72.0	8	0	0	62	29	26	22	98	12	1	8	270	.230	2	2	1	0	1	0
Venezuela	3.44	5-3	3	68.0	8	0	0	57	28	26	29	82	11	2	8	249	.229	0	4	0	1	2	3
United States	4.30	4-4	0	67.0	8	0	0	66	35	32	18	75	9	3	11	255	.259	3	7	2	0	3	1
TOTALS	3.44	22-10	9	277.0	32	0	0	236	115	106	87	324	42	7	34	1027	.23	7	16	3	2	8	7

DEFENSE – DEFENSA

TEAM	C	PO	A	E	DP	FLD%	CSB	SBA	SBA%	CI	PB
Japan	282	216	63	3	6	.989	1	4	.800	0	1
Venezuela	258	204	52	2	5	.992	2	6	.750	0	1
United States	282	201	74	7	10	.975	3	6	.667	0	1
Chinese Taipei	291	210	76	5	4	.983	2	4	.667	0	0
TOTALS	1113	831	265	17	25	.985	8	20	.714	0	3

ABBREVIATIONS – ABREVIATURAS (IN ALPHABETICAL ORDER – EN ORDEN ALFABÉTICO)

HITTING – OFENSIVA			PITCHING – PITCHEO		
2B	Doubles	Dobles	2B	Doubles allowed	Dobles permitidos
3B	Triples	Triples	3B	Triples allowed	Triples permitidos
AB	At bats	Veces al bate	AB	At bats	Veces al bate
AVG	Batting average	Average de bateo	B/Avg	Opponent batting average	Average de bateo de los oponentes
BB	Base on balls	Base por bolas	BK	Balk	Balk
GDP	Grounded into double plays	Batazo para Doble Play	BB	Base on balls allowed	Bases por bolas concedidas
G	Games played	Juegos jugados	CG	Complete games	Juegos completo
H	Hits	Hits conectados	ER	Earned runs allowed	Carreras limpias permitidas
HP	Hit by pitch	Golpeado por el lanzador	ERA	Earned run average	Promedio de efectividad
HR	Homeruns	Cuadrangulares	IBB	Intentional base on balls allowed	Bases por bolas intencionales
IBB	Intentional base on balls	Base por bolas intencional	GP	Games pitched	Juegos lanzados
OB%	On base percentage	Promedio de embasado	GS	Games started	Juegos Iniciados
R	Runs scored	Carreras anotadas	H	Hits allowed	Hits permitidos
RBI	Runs batted in	Carreras impulsadas	HP	Hit by pitch	Golpeados por el lanzamiento
SB / ATT	Stolen bases / SB attempts	Baes Robadas / Intentos de robo	HR	Home runs allowed	Cuadrangulares permitidos
SF	Sacrifice flies	Sacrificio Fly	IP	Innings played	Entradas lanzadas
SH	Sacrifice hits	Toque de sacrificio	R	Runs allowed	Carreras permitidas
SLG%	Slugging percentage	Average de slugging	SO	Strikeouts	Ponches propinados
SO	Strikeouts	Ponches	SFA	Sacrifice flies allowed	Sacrificios fly permitidos
TB	Total bases	Total de bases alcanzadas por hit	SHA	Sacrifice hits allowed	Toques de sacrificio permitidos
			SHO	Shutouts / Combination shutouts	Blanqueos / Blanqueos combinados
			SV	Saves	Juegos salvados
			W-L	Wins/Losses	Juegos ganados/Perdidos
			WP	Wild pitches	Wild pitches

FIELDING – DEFENSA

A	Assists	Asistencias
C	Chances	Total de lances
CI	Catcher's interference	Interferencia del receptor
CSB	Caught stealing (by pitcher and catcher)	Atrapado robando (del lanzador y del receptor)
DP	Double plays participated in	Participaciones en doble play
E	Errors	Errores
FLD%	Fielding percentage	Promedio de defensa
PB	Passed balls (catcher)	Passed ball (receptor)
PO	Putouts	Outs (Eliminaciones)
SBA	Stolen bases allowed (pitcher and catcher)	Robos permitidos (lanzador y receptor)
SBA%	Stolen bases against percentage (pitcher and catcher)	Promedio de robos permitidos (lanzador y receptor)