







47th Artistic Gymnastics World Championships 2017
Montréal (CAN)



Women's Individual All-Around Qualification

TUE 3 OCT 2017

Results

Rank	Bib	Name	NOC	Code					Total
					Score Rk Pen	Score Rk Pen	Score Rk Pen	Score Rk Pen	
1	587	MURAKAMI Mai	JPN	D	5.400 14.633 (5)	5.300 13.900 (17)	5.600 <u>13.200</u> (8)	5.800 14.200 (2)	55.933 Q
				E	9.233	8.600	7.600	8.400	
2	650	SMITH Ragan	USA	D	5.400 <u>14.466</u> (8)	6.000 14.133 (15)	5.700 12.900 (12)	5.800 14.433 (1)	55.932 Q
				E	9.066	8.133	7.200	8.633	
3	520	BLACK Elisabeth	CAN	D	5.400 14.500 (6)	5.900 <u>14.400</u> (12)	5.800 13.433 (4)	5.000 13.433 (9)	55.766 Q
				E	9.100	8.500	7.633	8.433	
4	552	de JESUS dos SANT.	FRA	D	5.400 14.500 (6)	5.800 <u>14.500</u> (11)	5.700 13.066 (9)	5.400 13.233 (15)	55.299 Q
				E	9.200 -0.1	8.700	7.366	8.133 -0.3	
5	625	EREMINA Elena	RUS	D	5.000 13.866 (24)	6.300 15.100 (1)	5.400 <u>13.233</u> (6)	5.200 12.800 (25)	54.999 Q
				E	8.866	8.800	7.833	7.900 -0.3	
6	648	HURD Morgan	USA	D	5.400 <u>14.466</u> (8)	5.800 14.333 (13)	5.600 13.500 (2)	5.400 12.533 (32)	54.832 Q
				E	9.066	8.533	7.900	7.133	
7	646	VARINSKA Diana	UKR	D	4.600 13.716 (28)	6.000 <u>14.566</u> (8)	5.100 13.033 (10)	5.200 12.600 (30)	53.915 Q
				E	9.116	8.566	7.933	7.700 -0.3	
8	514	DERWAELE Nina	BEL	D	4.600 13.566 (34)	6.300 <u>14.966</u> (4)	5.200 12.333 (23)	5.100 12.733 (27)	53.598 Q
				E	8.966	8.666	7.233 -0.1	7.733 -0.1	
9	588	SUGIHARA Aiko	JPN	D	5.000 14.066 (20)	4.700 13.300 (26)	5.300 <u>12.466</u> (19)	5.300 13.433 (10)	53.265 Q
				E	9.066	8.600	7.166	8.133	
10	627	MELNIKOVA Angelina	RUS	D	5.400 14.400 (11)	6.300 14.966 (4)	5.400 <u>12.600</u> (18)	5.600 11.166 (91)	53.132 Q
				E	9.000	8.666	7.300 -0.1	5.966 -0.4	
11	633	STEINGRUBER Giulia	SUI	D	5.800 15.100 (1)	5.200 12.833 (37)	5.200 11.933 (33)	5.500 <u>13.266</u> (13)	53.132 Q
				E	9.300	7.633	6.733	8.066 -0.3	
12	558	ALT Tabea	GER	D	5.400 <u>14.200</u> (16)	5.500 12.366 (45)	5.900 13.533 (1)	4.800 12.933 (21)	53.032 Q
				E	8.800	6.866	7.633	8.133	
13	557	TINKLER Amy	GBR	D	5.400 14.366 (13)	5.500 13.066 (31)	4.900 12.066 (31)	5.500 <u>13.333</u> (12)	52.831 Q
				E	8.966	7.566	7.166	7.933 -0.1	
14	546	PEREZ Ana	ESP	D	5.400 <u>14.100</u> (19)	5.700 12.733 (38)	5.100 12.933 (11)	5.000 12.966 (19)	52.732 Q
				E	8.700	7.033	7.833	7.966	
15	521	MOORS Brooklyn	CAN	D	5.400 14.166 (17)	4.700 <u>13.066</u> (30)	5.300 11.533 (44)	5.400 13.866 (5)	52.631 Q
				E	8.766	8.366	6.233	8.466	
16	527	WANG Yan	CHN	D	5.600 14.400 (11)	5.300 13.400 (24)	5.500 11.266 (51)	5.700 <u>13.366</u> (11)	52.432 Q
				E	8.800	8.100	5.766	8.066 -0.4	
17	517	SANTOS Thais	BRA	D	4.600 13.633 (30)	5.300 <u>13.200</u> (29)	6.000 11.766 (38)	5.500 13.733 (6)	52.332 Q
				E	9.033	7.900	5.766	8.233	
18	561	SEITZ Elisabeth	GER	D	4.600 <u>13.600</u> (32)	6.100 14.700 (6)	4.800 11.200 (53)	4.400 12.500 (33)	52.000 Q
				E	9.000	8.600	6.400	8.100	
19	582	MORI Lara	ITA	D	4.600 13.325 (57)	5.300 13.466 (23)	5.400 <u>11.666</u> (41)	5.600 13.500 (8)	51.957 Q
				E	8.725	8.166	6.266	7.900	
20	506	GODWIN Georgia	AUS	D	4.800 13.475 (40)	5.400 13.000 (32)	5.400 12.666 (16)	5.400 <u>12.733</u> (28)	51.874 Q
				E	8.675	7.600	7.266	7.433 -0.1	
21	515	HERMANS Rune	BEL	D	4.600 13.333 (54)	5.300 <u>13.800</u> (19)	5.200 11.900 (34)	4.900 12.833 (24)	51.866 Q
				E	8.733	8.500	6.700	7.933	
22	615	MARTINS Filipa	POR	D	4.600 13.166 (66)	5.300 13.333 (25)	5.500 12.633 (17)	4.700 <u>12.433</u> (36)	51.565 Q
				E	8.566	8.033	7.133	8.033 -0.3	
23	550	BOYER Marine	FRA	D	4.600 13.633 (30)	4.900 <u>13.200</u> (27)	5.800 12.466 (21)	5.100 12.100 (51)	51.399 Q
				E	9.033	8.300	6.666	7.000	
24	556	KINSELLA Alice	GBR	D	5.400 13.666 (29)	5.100 13.533 (21)	5.000 11.200 (54)	5.300 <u>12.966</u> (20)	51.365 Q
				E	8.366 -0.1	8.433	6.200	7.666	









47th Artistic Gymnastics World Championships 2017
Montréal (CAN)



Women's Individual All-Around Qualification

TUE 3 OCT 2017

Results

Rank	Bib	Name	NOC	Code					Total								
					Score	Rk	Pen	Score		Rk	Pen	Score	Rk	Pen			
25	513	BRASSART Maellyse	BEL	D	4.600	13.741	(27)	5.000	<u>12.533</u>	(41)	5.100	12.200	(27)	4.800	12.333	(39)	50.807
				E	9.141			7.533			7.100			7.833	-0.3		
26	593	LEE Eun Ju	KOR	D	4.600	13.300	(58)	5.100	12.933	(33)	4.800	<u>12.066</u>	(29)	4.500	12.100	(49)	50.399
				E	8.700			7.833			7.266			7.600			R1
27	618	CRISAN Ioana	ROU	D	4.600	13.600	(32)	4.900	12.600	(40)	5.500	11.233	(52)	5.000	<u>12.800</u>	(26)	50.233
				E	9.000			7.700			5.733			7.800			R2
28	511	NEKRASOVA Marina	AZE	D	5.000	<u>14.108</u>	(18)	4.500	11.933	(54)	5.100	11.766	(37)	5.000	12.166	(45)	49.973
				E	9.108			7.433			6.766	-0.1		7.466	-0.3		R3
29	568	KOVACS Zsafia	HUN	D	5.000	12.733	(79)	5.100	13.766	(20)	5.300	<u>11.533</u>	(44)	5.000	11.666	(78)	49.698
				E	7.733			8.666			6.233			6.766	-0.1		R4
30	632	KAESLIN Ilaria	SUI	D	4.600	13.533	(36)	4.700	11.933	(56)	5.300	11.733	(39)	4.600	<u>12.233</u>	(41)	49.432
				E	8.933			7.233			6.533	-0.1		7.733	-0.1		
31	635	MOKOSOVA Barbora	SVK	D	4.600	13.533	(36)	4.800	<u>12.900</u>	(34)	4.900	10.600	(72)	4.600	12.100	(50)	49.133
				E	8.933			8.100			5.700			7.500			
32	508	MADER Jasmin	AUT	D	4.600	13.466	(41)	4.800	11.766	(62)	4.600	<u>11.633</u>	(42)	4.200	12.100	(48)	48.965
				E	8.866			6.966			7.033			7.900			
33	547	RODRIGUEZ RODRIGU.	ESP	D	4.000	<u>12.633</u>	(81)	4.700	11.433	(70)	4.800	12.066	(29)	4.400	12.700	(29)	48.832
				E	8.633			6.733			7.266			8.300			
34	621	CUMMINS Claudia	RSA	D	4.600	<u>13.433</u>	(43)	4.500	11.933	(54)	4.500	11.366	(50)	4.400	11.700	(76)	48.432
				E	8.833			7.433			6.866			7.300			
35	528	ARDILA GARCIA Dayana	COL	D	5.000	13.933	(22)	4.300	11.466	(69)	4.300	10.666	(69)	4.700	<u>12.233</u>	(42)	48.298
				E	8.933			7.166			6.366			7.633	-0.1		
36	540	ELZEINY Sherine	EGY	D	4.600	13.433	(43)	5.300	13.533	(22)	4.500	9.566	(98)	4.700	<u>11.466</u>	(84)	47.998
				E	8.833			8.233			5.566	-0.5		6.866	-0.1		
37	573	SAZONOVA Irina	ISL	D	4.600	<u>13.166</u>	(66)	4.700	12.433	(44)	4.700	10.300	(79)	4.600	12.033	(56)	47.932
				E	8.566			7.733			5.600			7.433			
38	503	PISOS Agustina	ARG	D	4.600	12.966	(72)	5.000	11.966	(53)	4.900	<u>11.000</u>	(61)	4.200	11.966	(61)	47.898
				E	8.366			6.966			6.100			7.766			
39	622	DARIES Naveen	RSA	D	4.600	<u>13.400</u>	(47)	4.600	11.233	(77)	4.500	11.166	(55)	4.500	12.000	(57)	47.799
				E	8.800			6.633			6.666			7.500			
40	629	HRIBAR Lucija	SLO	D	4.600	13.333	(54)	4.300	<u>12.600</u>	(39)	4.800	10.133	(83)	4.100	11.700	(74)	47.766
				E	8.733			8.300			5.333			7.600			
41	505	FOLINO Talia	AUS	D	4.600	13.400	(47)	5.000	13.200	(28)	4.700	10.933	(63)	4.600	<u>10.166</u>	(105)	47.699
				E	8.800			8.200			6.333	-0.1		5.566			
42	510	INSHINA Yuliya	AZE	D	4.600	<u>13.366</u>	(52)	4.400	11.666	(64)	5.000	10.433	(75)	4.700	12.200	(44)	47.665
				E	8.766			7.266			5.533	-0.1		7.500			
43	592	KIM Jury	KOR	D	4.600	13.433	(43)	4.000	10.366	(95)	4.800	<u>11.433</u>	(46)	4.900	12.133	(46)	47.365
				E	8.833			6.366			6.633			7.333	-0.1		
44	600	MATA Victoria	MEX	D	4.400	<u>13.333</u>	(54)	4.000	11.700	(63)	4.100	10.366	(77)	4.500	11.966	(63)	47.365
				E	8.933			7.700			6.266			7.466			
45	566	AL-SALTY Dalia	HUN	D	4.200	12.866	(74)	4.300	11.766	(61)	5.000	<u>10.800</u>	(67)	4.700	11.733	(73)	47.165
				E	8.666			7.466			5.800			7.033			
46	574	SUTO-TUUHA Agnes	ISL	D	4.000	<u>12.766</u>	(75)	3.800	11.500	(67)	4.100	10.866	(64)	4.100	11.966	(60)	47.098
				E	8.766			7.700			6.766			7.866			
47	644	OSIPOVA Valeriia	UKR	D	4.600	13.533	(36)	5.300	<u>10.500</u>	(92)	5.000	10.833	(66)	4.800	12.200	(43)	47.066
				E	8.933			5.200			5.833			7.500	-0.1		
48	534	CENKOVA Veronika	CZE	D	4.000	12.700	(80)	4.400	<u>12.266</u>	(47)	4.800	10.500	(74)	4.600	11.566	(80)	47.032
				E	8.700			7.866			5.700			7.066	-0.1		






47th Artistic Gymnastics World Championships 2017
Montréal (CAN)



Women's Individual All-Around Qualification

TUE 3 OCT 2017

Results

Rank	Bib Name	NOC Code									Total
			Score	Rk Pen	Score	Rk Pen	Score	Rk Pen	Score	Rk Pen	
49	541 HUSSEIN Farah	EGY	D 4.600	12.200 (90)	5.100	11.400 (73)	5.300	11.400 (49)	4.700	<u>11.766</u> (71)	46.766
			E 7.600		6.300		6.200	-0.1	7.366	-0.3	
50	612 McGREGOR Courtney	NZL	D 4.600	<u>13.233</u> (61)	4.700	12.266 (48)	4.900	9.466 (101)	4.600	11.800 (70)	46.765
			E 8.633		7.566		4.566		7.200		
51	535 HOLASOVA Aneta	CZE	D 4.000	12.766 (75)	4.600	<u>11.133</u> (78)	5.400	10.333 (78)	4.600	12.400 (37)	46.632
			E 8.766		6.533		4.933		7.800		
52	572 BELANYI Dominiqua	ISL	D 4.000	<u>12.600</u> (83)	4.300	11.600 (66)	4.200	11.000 (60)	4.200	11.366 (87)	46.566
			E 8.600		7.300		6.800		7.266	-0.1	
53	634 STUDER Fabienne	SUI	D 4.600	13.500 (39)	4.900	11.066 (79)	4.600	9.900 (89)	4.500	<u>11.800</u> (68)	46.266
			E 8.900		6.166		5.300		7.400	-0.1	
54	549 MURTO Helmi	FIN	D 3.700	<u>12.433</u> (88)	4.300	12.500 (42)	4.000	10.500 (73)	4.400	10.500 (101)	45.933
			E 8.733		8.200		6.600	-0.1	6.300	-0.2	
55	608 SKREGELID Martine	NOR	D 4.600	13.400 (47)	4.500	<u>10.866</u> (84)	4.100	9.533 (99)	4.300	12.066 (52)	45.865
			E 8.800		6.366		5.433		7.766		
56	614 MARIANITO Mariana	POR	D 4.000	11.433 (101)	3.000	10.633 (88)	4.800	11.433 (46)	4.400	<u>12.266</u> (40)	45.765
			E 7.533	-0.1	7.633		6.633		7.966	-0.1	
57	536 JIRIKOVA Lucie	CZE	D 4.200	13.200 (62)	4.500	<u>11.366</u> (74)	4.500	9.866 (91)	4.700	11.100 (93)	45.532
			E 9.000		6.866		5.366		6.400		
58	616 PITREZ Mariana	POR	D 3.500	11.933 (93)	4.300	11.833 (59)	5.100	9.866 (92)	4.500	<u>11.833</u> (67)	45.465
			E 8.533	-0.1	7.533		4.766		7.333		
59	507 MIZZEN Rianna	AUS	D 4.600	13.266 (60)	6.000	11.866 (58)	5.200	10.166 (82)	4.700	<u>10.033</u> (106)	45.331
			E 8.666		5.866		5.066	-0.1	5.333		
60	509 MAENNERSDORFER Marlies	AUT	D 4.200	12.900 (73)	4.200	9.800 (98)	4.000	<u>10.633</u> (70)	4.200	11.966 (61)	45.299
			E 8.700		5.600		6.633		7.766		
61	577 NETZER Ofir	ISR	D 4.400	12.566 (84)	4.300	11.400 (71)	4.200	<u>10.633</u> (71)	4.500	10.500 (100)	45.099
			E 8.466	-0.3	7.100		6.433		6.300	-0.3	
62	537 HULGAARD Mette	DEN	D 4.000	12.741 (78)	4.100	<u>11.033</u> (81)	4.000	9.766 (95)	4.300	11.366 (88)	44.906
			E 8.741		6.933		5.766		7.066		
63	519 YANKOVA Yoana	BUL	D 4.000	12.633 (81)	4.200	<u>9.500</u> (100)	4.600	11.400 (48)	4.400	11.033 (94)	44.566
			E 8.633		5.300		6.800		6.733	-0.1	
64	518 GEORGIEVA Pamela	BUL	D 3.300	11.566 (98)	1.800	<u>9.033</u> (102)	5.100	11.833 (36)	4.500	12.000 (57)	44.432
			E 8.366	-0.1	7.233		6.833	-0.1	7.500		
65	652 ARRIOJAS Pamela	VEN	D 4.000	<u>12.433</u> (88)	4.200	11.466 (68)	4.400	8.166 (115)	4.400	11.700 (75)	43.765
			E 8.433		7.266		3.866	-0.1	7.400	-0.1	
66	595 DUBOVA Anastasija	LAT	D 3.700	11.666 (96)	3.900	10.366 (94)	4.600	<u>10.933</u> (62)	3.400	10.400 (103)	43.365
			E 7.966		6.466		6.433	-0.1	7.000		
67	583 ROBINSON Mackenzie	JAM	D 3.500	11.866 (94)	3.800	<u>10.033</u> (97)	4.000	9.900 (87)	3.900	11.533 (82)	43.332
			E 8.366		6.233		5.900		7.633		
68	571 NAYAK Pranati	IND	D 4.800	<u>13.400</u> (47)	3.200	10.333 (96)	4.600	10.033 (85)	4.400	9.100 (110)	42.866
			E 8.600		7.133		5.433		5.000	-0.3	
69	570 BUDDA REDDY Aruna	IND	D 4.600	<u>13.433</u> (43)	3.700	9.733 (99)	4.200	9.033 (108)	4.400	10.666 (99)	42.865
			E 8.833		6.033		4.833		6.266		
70	638 FANG Ko-Ching	TPE	D 3.700	11.666 (96)	4.100	11.300 (75)	4.100	8.933 (111)	4.100	<u>10.866</u> (97)	42.765
			E 8.266	-0.3	7.200		4.833		6.766		
71	576 KREMER Ofir	ISR	D 3.700	11.800 (95)	2.700	10.833 (85)	4.600	<u>9.066</u> (107)	4.300	9.700 (109)	41.399
			E 8.400	-0.3	8.133		4.466		5.700	-0.3	
72	598 VOSTRUCHOVAITE Agata	LTU	D 4.800	12.033 (91)	3.600	10.500 (90)	4.500	8.733 (113)	4.700	<u>10.000</u> (108)	41.266
			E 7.533	-0.3	6.900		4.233		5.400	-0.1	









47th Artistic Gymnastics World Championships 2017
Montréal (CAN)







Women's Individual All-Around Qualification
TUE 3 OCT 2017

Results

Rank	Bib Name	NOC Code									Total
			Score	Rk Pen	Score	Rk Pen	Score	Rk Pen	Score	Rk Pen	
73	597 RIBALCENKO Marija	LAT	D	4.000 11.466 (100)	3.500 7.766 (105)	4.600 <u>6.533</u> (119)	4.500 10.233 (104)	35.998			
			E	7.466	4.266	2.033 -0.1	5.733				
74	548 LEINONEN Maija	FIN	D	0.000 <u>0.000</u> (103)	4.200 11.866 (57)	4.500 11.600 (43)	4.400 12.033 (55)	35.499			
			E	0.000	7.666	7.100	7.633				
75	653 LEON Milca	VEN	D	3.700 <u>12.033</u> (91)	4.300 5.166 (106)	4.300 7.466 (117)	3.600 8.766 (111)	33.431			
			E	8.333	1.466 -0.6	3.166	5.166				

Note:
Underlined totals indicate starting apparatus

Legend:
D Difficulty **E** Execution **Pen.** Penalty **Q** Qualified for All-Around Final **Rx** Reserve for All-Around Final
 Vault  Uneven Bars  Balance Beam  Floor Exercise

LONGINES Official Results Provider





47th Artistic Gymnastics World Championships 2017
Montréal (CAN)



Women's Vault Qualification

TUE 3 OCT 2017

Results



Rank	Bib	Name	NOC	Vault	D Score	E Score	Pen.	Vault	Total
1	628	PASEKA Maria	RUS	1	6.000	8.866		14.866	14.933 Q
				2	5.800	9.200		15.000	
2	647	CAREY Jade	USA	1	5.800	9.266		15.066	14.849 Q
				2	5.600	9.033		14.633	
3	633	STEINGRUBER Giulia	SUI	1	5.800	9.300		15.100	14.750 Q
				2	5.400	9.000		14.400	
4	522	OLSEN Shallon	CAN	1	5.400	8.966		14.366	14.649 Q
				2	6.000	8.933		14.933	
5	527	WANG Yan	CHN	1	5.600	8.800		14.400	14.550 Q
				2	5.800	8.900		14.700	
6	586	MIYAKAWA Sae	JPN	1	5.800	9.100		14.900	14.516 Q
				2	5.400	8.833	-0.1	14.133	
7	520	BLACK Elisabeth	CAN	1	5.400	9.100		14.500	14.483 Q
				2	5.200	9.266		14.466	
8	651	CHUSOVITINA Oksana	UZB	1	5.400	8.966		14.366	14.349 Q
				2	5.200	9.133		14.333	
9	603	VOLLEMAN Tisha	NED	1	5.400	9.066		14.466	14.183 R1
				2	5.200	8.800	-0.1	13.900	
10	627	MELNIKOVA Angelina	RUS	1	5.400	9.000		14.400	14.116 R2
				2	5.200	8.733	-0.1	13.833	
11	557	TINKLER Amy	GBR	1	5.400	8.966		14.366	13.983 R3
				2	4.800	8.800		13.600	
12	521	MOORS Brooklyn	CAN	1	5.400	8.766		14.166	13.983
				2	4.800	9.000		13.800	
13	511	NEKRASOVA Marina	AZE	1	5.000	9.108		14.108	13.904
				2	4.800	8.900		13.700	
14	567	DEVAI Boglarka	HUN	1	5.400	8.500		13.900	13.833
				2	5.200	8.566		13.766	
15	553	DEVILLARD Coline	FRA	1	5.400	7.733		13.133	13.733
				2	5.400	8.933		14.333	
16	630	KYSSELEF Tjasa	SLO	1	4.800	8.600		13.400	13.616
				2	5.000	8.833		13.833	
17	528	ARDILA GARCIA Dayana	COL	1	5.000	8.933		13.933	13.533
				2	4.800	8.333		13.133	
18	600	MATA Victoria	MEX	1	4.400	8.933		13.333	13.449
				2	4.600	8.966		13.566	
19	562	AFRATI Argyro	GRE	1	4.400	8.766		13.166	13.416
				2	4.600	9.066		13.666	
20	617	MEJIAS RODRIGUEZ Paula Andrea	PUR	1	4.800	8.500	-0.1	13.200	13.400
				2	4.800	8.800		13.600	





47th Artistic Gymnastics World Championships 2017
Montréal (CAN)



Women's Vault Qualification
TUE 3 OCT 2017

Results



Rank	Bib	Name	NOC	Vault	D Score	E Score	Pen.	Vault	Total
21	510	INSHINA Yuliya	AZE	1	4.600	8.766		13.366	13.383
				2	4.600	8.800		13.400	
22	601	SANDOVAL Ahtziri	MEX	1	4.800	8.500	-0.1	13.200	13.366
				2	4.600	8.933		13.533	
23	533	VIDIAUX Marcia	CUB	1	5.600	8.533	-0.3	13.833	13.316
				2	5.400	7.400		12.800	
24	592	KIM Jury	KOR	1	4.600	8.833		13.433	13.299
				2	4.400	8.766		13.166	
25	612	McGREGOR Courtney	NZL	1	4.600	8.633		13.233	13.216
				2	4.800	8.500	-0.1	13.200	
26	570	BUDDA REDDY Aruna	IND	1	4.600	8.833		13.433	13.166
				2	4.800	8.400	-0.3	12.900	
27	621	CUMMINS Claudia	RSA	1	4.600	8.833		13.433	13.166
				2	4.400	8.500		12.900	
28	571	NAYAK Pranati	IND	1	4.800	8.600		13.400	13.162
				2	4.600	8.625	-0.3	12.925	
29	504	VAQUIE Mayra	ARG	1	4.600	8.966		13.566	13.083
				2	4.000	8.600		12.600	
30	622	DARIES Naveen	RSA	1	4.600	8.800		13.400	13.050
				2	4.000	8.700		12.700	
31	580	CAROFIGLIO Desiree	ITA	1	5.000	8.850	-0.1	13.750	13.041
				2	4.800	7.533		12.333	
32	575	GILADI Gaya	ISR	1	4.600	8.700		13.300	13.033
				2	4.400	8.366		12.766	
33	635	MOKOSOVA Barbora	SVK	1	4.600	8.933		13.533	13.016
				2	3.700	8.800		12.500	
34	599	ALMEIDA GARCIA Miriana	MEX	1	4.600	8.600		13.200	12.950
				2	4.400	8.400	-0.1	12.700	
35	594	SUNG Gaeun	KOR	1	5.000	8.966		13.966	12.699
				2	4.400	7.333	-0.3	11.433	
36	577	NETZER Ofir	ISR	1	4.400	8.466	-0.3	12.566	12.549
				2	4.100	8.533	-0.1	12.533	
37	598	VOSTRUCHOVAITE Agata	LTU	1	4.800	7.533	-0.3	12.033	12.483
				2	4.200	8.733		12.933	
38	640	LO Yu Ju	TPE	1	4.600	8.466	-0.3	12.766	12.466
				2	3.700	8.466		12.166	
39	542	KASSEM Hana	EGY	1	4.200	8.300		12.500	12.450
				2	4.000	8.400		12.400	
40	637	CHUANG Hsiu-Ju	TPE	1	4.000	9.100		13.100	12.416
				2	4.600	7.433	-0.3	11.733	





47th Artistic Gymnastics World Championships 2017
Montréal (CAN)



Women's Vault Qualification
TUE 3 OCT 2017

Results



Rank	Bib	Name	NOC	Vault	D Score	E Score	Pen.	Vault	Total
41	530	PARDO Valentina	COL	1	4.800	8.666		13.466	12.233
				2	4.000	7.300	-0.3	11.000	
42	502	BONZO Camila	ARG	1	4.600	8.533		13.133	12.216
				2	4.200	7.200	-0.1	11.300	
43	596	GRISANE Valerija	LAT	1	4.200	7.633	-0.3	11.533	12.166
				2	4.200	8.600		12.800	
44	548	LEINONEN Maija	FIN	1	0.000	0.000		0.000	6.166
				2	3.700	8.633		12.333	

Legend:

D Difficulty E Execution Pen. Penalty Q Qualified for Vault Final Rx Reserve for Vault Final

LONGINES Official Results Provider





47th Artistic Gymnastics World Championships 2017
Montréal (CAN)



Women's Uneven Bars Qualification

TUE 3 OCT 2017

Results



Rank	Bib	Name	NOC	D Score	E Score	Pen.	Total
1	625	EREMINA Elena	RUS	6.300	8.800		15.100 Q
2	626	ILIANKOVA Anastasiia	RUS	6.200	8.866		15.066 Q
3	524	FAN Yilin	CHN	6.300	8.700		15.000 Q
4	514	DERWAEL Nina	BEL	6.300	8.666		14.966 Q
4	627	MELNIKOVA Angelina	RUS	6.300	8.666		14.966
6	561	SEITZ Elisabeth	GER	6.100	8.600		14.700 Q
7	649	LOCKLEAR Ashton	USA	5.500	9.066		14.566 Q
8	526	LUO Huan	CHN	6.000	8.566		14.566 Q
8	646	VARINSKA Diana	UKR	6.000	8.566		14.566 Q
10	554	FENTON Georgia-Mae	GBR	5.900	8.633		14.533 R1
11	552	de JESUS dos SANTOS Melanie	FRA	5.800	8.700		14.500 R2
12	520	BLACK Elisabeth	CAN	5.900	8.500		14.400 R3
13	648	HURD Morgan	USA	5.800	8.533		14.333
14	559	BUI Kim	GER	6.000	8.233		14.233
15	650	SMITH Ragan	USA	6.000	8.133		14.133
16	589	TERAMOTO Asuka	JPN	5.500	8.466		13.966
17	587	MURAKAMI Mai	JPN	5.300	8.600		13.900
18	604	WEVERS Sanne	NED	5.100	8.700		13.800
19	515	HERMANS Rune	BEL	5.300	8.500		13.800
20	568	KOVACS Zsofia	HUN	5.100	8.666		13.766
21	556	KINSELLA Alice	GBR	5.100	8.433		13.533
22	540	ELZEINY Sherine	EGY	5.300	8.233		13.533
23	582	MORI Lara	ITA	5.300	8.166		13.466
24	527	WANG Yan	CHN	5.300	8.100		13.400
25	615	MARTINS Filipa	POR	5.300	8.033		13.333
26	588	SUGIHARA Aiko	JPN	4.700	8.600		13.300
27	550	BOYER Marine	FRA	4.900	8.300		13.200
28	505	FOLINO Talia	AUS	5.000	8.200		13.200
29	517	SANTOS Thais	BRA	5.300	7.900		13.200
30	521	MOORS Brooklyn	CAN	4.700	8.366		13.066
31	557	TINKLER Amy	GBR	5.500	7.566		13.066
32	506	GODWIN Georgia	AUS	5.400	7.600		13.000
33	593	LEE Eun Ju	KOR	5.100	7.833		12.933
34	635	MOKOSOVA Barbora	SVK	4.800	8.100		12.900
35	562	AFRATI Argyro	GRE	5.100	7.800		12.900
35	601	SANDOVAL Ahtziri	MEX	5.100	7.800		12.900
37	633	STEINGRUBER Giulia	SUI	5.200	7.633		12.833
38	546	PEREZ Ana	ESP	5.700	7.033		12.733
39	629	HRIBAR Lucija	SLO	4.300	8.300		12.600
40	618	CRISAN Ioana	ROU	4.900	7.700		12.600
41	513	BRASSART Maellyse	BEL	5.000	7.533		12.533





47th Artistic Gymnastics World Championships 2017
Montréal (CAN)



Women's Uneven Bars Qualification

TUE 3 OCT 2017

Results



Rank	Bib	Name	NOC	D Score	E Score	Pen.	Total
42	549	MURTO Helmi	FIN	4.300	8.200		12.500
43	579	BERARDINELLI Sara	ITA	5.000	7.500		12.500
44	573	SAZONOVA Irina	ISL	4.700	7.733		12.433
45	558	ALT Tabea	GER	5.500	6.866		12.366
46	563	PLYTA Evangelia	GRE	5.500	6.833		12.333
47	534	CENKOVA Veronika	CZE	4.400	7.866		12.266
48	612	McGREGOR Courtney	NZL	4.700	7.566		12.266
49	523	ONYSHKO Isabela	CAN	5.500	6.766		12.266
50	636	ADLERTEG Jonna	SWE	5.700	6.566		12.266
51	551	CHARPY Lorette	FRA	5.100	6.933		12.033
52	645	RADIVILOVA Angelina	UKR	5.300	6.733		12.033
53	503	PISOS Agustina	ARG	5.000	6.966		11.966
54	511	NEKRASOVA Marina	AZE	4.500	7.433		11.933
54	621	CUMMINS Claudia	RSA	4.500	7.433		11.933
56	632	KAESLIN Ilaria	SUI	4.700	7.233		11.933
57	548	LEINONEN Maija	FIN	4.200	7.666		11.866
58	507	MIZZEN Rianna	AUS	6.000	5.866		11.866
59	616	PITREZ Mariana	POR	4.300	7.533		11.833
60	502	BONZO Camila	ARG	4.900	6.933		11.833
61	566	AL-SALTY Dalia	HUN	4.300	7.466		11.766
62	508	MADER Jasmin	AUT	4.800	6.966		11.766
63	600	MATA Victoria	MEX	4.000	7.700		11.700
64	510	INSHINA Yuliya	AZE	4.400	7.266		11.666
65	543	SALEM Farah	EGY	4.900	6.766		11.666
66	572	BELANYI Dominiqua	ISL	4.300	7.300		11.600
67	574	SUTO-TUUHA Agnes	ISL	3.800	7.700		11.500
68	652	ARRIOJAS Pamela	VEN	4.200	7.266		11.466
69	528	ARDILA GARCIA Dayana	COL	4.300	7.166		11.466
70	547	RODRIGUEZ RODRIGUEZ Cintia	ESP	4.700	6.733		11.433
71	577	NETZER Ofir	ISR	4.300	7.100		11.400
72	504	VAQUIE Mayra	ARG	4.700	6.700		11.400
73	541	HUSSEIN Farah	EGY	5.100	6.300		11.400
74	536	JIRIKOVA Lucie	CZE	4.500	6.866		11.366
75	638	FANG Ko-Ching	TPE	4.100	7.200		11.300
76	637	CHUANG Hsiu-Ju	TPE	4.200	7.100		11.300
77	622	DARIES Naveen	RSA	4.600	6.633		11.233
78	535	HOLASOVA Aneta	CZE	4.600	6.533		11.133
79	634	STUDER Fabienne	SUI	4.900	6.166		11.066
80	580	CAROFGLIO Desiree	ITA	5.300	5.766		11.066
81	537	HULGAARD Mette	DEN	4.100	6.933		11.033
82	530	PARDO Valentina	COL	3.800	7.100		10.900





47th Artistic Gymnastics World Championships 2017
Montréal (CAN)



Women's Uneven Bars Qualification

TUE 3 OCT 2017

Results



Rank	Bib	Name	NOC	D Score	E Score	Pen.	Total
83	529	ESCOBAR BETANCUR Ginna	COL	4.300	6.566		10.866
84	608	SKREGELID Martine	NOR	4.500	6.366		10.866
85	576	KREMER Ofir	ISR	2.700	8.133		10.833
86	533	VIDIAUX Marcia	CUB	4.500	6.300		10.800
87	642	YILMAZ Tutya	TUR	4.600	6.133		10.733
88	614	MARIANITO Mariana	POR	3.000	7.633		10.633
89	544	COLOM Claudia	ESP	5.000	5.633		10.633
90	598	VOSTRUCHOVAITE Agata	LTU	3.600	6.900		10.500
91	609	SOEDERSTROEM Julie	NOR	4.100	6.400		10.500
92	644	OSIPOVA Valeriia	UKR	5.300	5.200		10.500
93	538	WANG Linnea Hoejer	DEN	2.600	7.866		10.466
94	595	DUBOVA Anastasija	LAT	3.900	6.466		10.366
95	592	KIM Jury	KOR	4.000	6.366		10.366
96	571	NAYAK Pranati	IND	3.200	7.133		10.333
97	583	ROBINSON Mackenzie	JAM	3.800	6.233		10.033
98	509	MAENNERSDORFER Marlies	AUT	4.200	5.600		9.800
99	570	BUDDA REDDY Aruna	IND	3.700	6.033		9.733
100	519	YANKOVA Yoana	BUL	4.200	5.300		9.500
101	591	DUISEK Zhanerke	KAZ	4.400	4.833		9.233
102	518	GEORGIEVA Pamela	BUL	1.800	7.233		9.033
103	639	LAI Pin-Ju	TPE	1.800	6.466		8.266
104	578	WEISS Shailee	ISR	3.600	4.425		8.025
105	597	RIBALCENKO Marija	LAT	3.500	4.266		7.766
106	653	LEON Milca	VEN	4.300	1.466	-0.6	5.166

Legend:

D Difficulty E Execution Pen. Penalty Q Qualified for Uneven Bars Final Rx Reserve for Uneven Bars Final

LONGINES Official Results Provider





47th Artistic Gymnastics World Championships 2017
Montréal (CAN)



Women's Balance Beam Qualification

TUE 3 OCT 2017

Results



Rank	Bib	Name	NOC	D Score	E Score	Pen.	Total
1	558	ALT Tabea	GER	5.900	7.633		13.533 Q
2	648	HURD Morgan	USA	5.600	7.900		13.500 Q
3	560	SCHAEFER Pauline	GER	5.300	8.133		13.433 Q
4	520	BLACK Elisabeth	CAN	5.800	7.633		13.433 Q
5	589	TERAMOTO Asuka	JPN	5.700	7.633		13.333 Q
6	625	EREMINA Elena	RUS	5.400	7.833		13.233 Q
7	525	LIU Tingting	CHN	5.700	7.633	-0.1	13.233 Q
8	587	MURAKAMI Mai	JPN	5.600	7.600		13.200 Q
9	552	de JESUS dos SANTOS Melanie	FRA	5.700	7.366		13.066 R1
10	646	VARINSKA Diana	UKR	5.100	7.933		13.033 R2
11	546	PEREZ Ana	ESP	5.100	7.833		12.933 R3
12	650	SMITH Ragan	USA	5.700	7.200		12.900
13	602	THORSDDOTTIR Eythora	NED	5.200	7.633		12.833
14	604	WEVERS Sanne	NED	5.000	7.733		12.733
15	551	CHARPY Lorette	FRA	5.100	7.566		12.666
16	506	GODWIN Georgia	AUS	5.400	7.266		12.666
17	615	MARTINS Filipa	POR	5.500	7.133		12.633
18	627	MELNIKOVA Angelina	RUS	5.400	7.300	-0.1	12.600
19	588	SUGIHARA Aiko	JPN	5.300	7.166		12.466
20	526	LUO Huan	CHN	5.600	6.866		12.466
21	550	BOYER Marine	FRA	5.800	6.666		12.466
22	523	ONYSHKO Isabela	CAN	5.700	6.800	-0.1	12.400
23	514	DERWAEL Nina	BEL	5.200	7.233	-0.1	12.333
24	649	LOCKLEAR Ashton	USA	5.300	7.033		12.333
25	581	FERRARI Vanessa	ITA	5.400	6.866		12.266
26	620	PONOR Catalina	ROU	6.000	6.233		12.233
27	513	BRASSART Maellyse	BEL	5.100	7.100		12.200
28	643	IARMOLENKO Valeriia	UKR	5.200	6.900		12.100
29	547	RODRIGUEZ RODRIGUEZ Cintia	ESP	4.800	7.266		12.066
29	593	LEE Eun Ju	KOR	4.800	7.266		12.066
31	557	TINKLER Amy	GBR	4.900	7.166		12.066
32	555	FRAGAPANE Claudia	GBR	5.100	6.833		11.933
33	633	STEINGRUBER Giulia	SUI	5.200	6.733		11.933
34	515	HERMANS Rune	BEL	5.200	6.700		11.900
35	531	DEREK Ana	CRO	4.800	7.033		11.833
36	518	GEORGIEVA Pamela	BUL	5.100	6.833	-0.1	11.833
37	511	NEKRASOVA Marina	AZE	5.100	6.766	-0.1	11.766
38	517	SANTOS Thais	BRA	6.000	5.766		11.766
39	632	KAESLIN Ilaria	SUI	5.300	6.533	-0.1	11.733
40	532	FERRERA Yesenia	CUB	5.500	6.233		11.733
41	582	MORI Lara	ITA	5.400	6.266		11.666





47th Artistic Gymnastics World Championships 2017
Montréal (CAN)



Women's Balance Beam Qualification

TUE 3 OCT 2017

Results



Rank	Bib	Name	NOC	D Score	E Score	Pen.	Total
42	508	MADER Jasmin	AUT	4.600	7.033		11.633
43	548	LEINONEN Maija	FIN	4.500	7.100		11.600
44	521	MOORS Brooklyn	CAN	5.300	6.233		11.533
44	568	KOVACS Zsofia	HUN	5.300	6.233		11.533
46	592	KIM Jury	KOR	4.800	6.633		11.433
46	614	MARIANITO Mariana	POR	4.800	6.633		11.433
48	519	YANKOVA Yoana	BUL	4.600	6.800		11.400
49	541	HUSSEIN Farah	EGY	5.300	6.200	-0.1	11.400
50	621	CUMMINS Claudia	RSA	4.500	6.866		11.366
51	527	WANG Yan	CHN	5.500	5.766		11.266
52	618	CRISAN Ioana	ROU	5.500	5.733		11.233
53	561	SEITZ Elisabeth	GER	4.800	6.400		11.200
54	556	KINSELLA Alice	GBR	5.000	6.200		11.200
55	605	WEVERS Lieke	NED	4.500	6.666		11.166
55	622	DARIES Naveen	RSA	4.500	6.666		11.166
57	606	BERG Solveig	NOR	4.800	6.433	-0.1	11.133
58	579	BERARDINELLI Sara	ITA	4.900	6.166		11.066
59	529	ESCOBAR BETANCUR Ginna	COL	4.700	6.333		11.033
60	572	BELANYI Dominiqua	ISL	4.200	6.800		11.000
61	503	PISOS Agustina	ARG	4.900	6.100		11.000
62	595	DUBOVA Anastasija	LAT	4.600	6.433	-0.1	10.933
63	505	FOLINO Talia	AUS	4.700	6.333	-0.1	10.933
64	574	SUTO-TUUHA Agnes	ISL	4.100	6.766		10.866
65	543	SALEM Farah	EGY	4.500	6.366		10.866
66	644	OSIPOVA Valeriia	UKR	5.000	5.833		10.833
67	566	AL-SALTY Dalia	HUN	5.000	5.800		10.800
68	623	EKSTEEN Cornelia	RSA	4.400	6.466	-0.1	10.766
69	528	ARDILA GARCIA Dayana	COL	4.300	6.366		10.666
70	509	MAENNERSDORFER Marlies	AUT	4.000	6.633		10.633
71	577	NETZER Ofir	ISR	4.200	6.433		10.633
72	635	MOKOSOVA Barbora	SVK	4.900	5.700		10.600
73	549	MURTO Helmi	FIN	4.000	6.600	-0.1	10.500
74	534	CENKOVA Veronika	CZE	4.800	5.700		10.500
75	510	INSHINA Yuliya	AZE	5.000	5.533	-0.1	10.433
76	610	BRETT Isabella	NZL	5.000	5.400		10.400
77	600	MATA Victoria	MEX	4.100	6.266		10.366
78	535	HOLASOVA Aneta	CZE	5.400	4.933		10.333
79	573	SAZONOVA Irina	ISL	4.700	5.600		10.300
80	611	MATTHEWSON Estella	NZL	4.300	6.066	-0.1	10.266
81	594	SUNG Gaeun	KOR	4.400	5.800		10.200
82	507	MIZZEN Rianna	AUS	5.200	5.066	-0.1	10.166





47th Artistic Gymnastics World Championships 2017
Montréal (CAN)



Women's Balance Beam Qualification

TUE 3 OCT 2017

Results



Rank	Bib	Name	NOC	D Score	E Score	Pen.	Total
83	629	HRIBAR Lucija	SLO	4.800	5.333		10.133
84	575	GILADI Gaya	ISR	4.700	5.366		10.066
85	571	NAYAK Pranati	IND	4.600	5.433		10.033
86	545	FERNANDEZ Nora	ESP	5.300	4.833	-0.1	10.033
87	583	ROBINSON Mackenzie	JAM	4.000	5.900		9.900
88	599	ALMEIDA GARCIA Miriana	MEX	4.700	5.300	-0.1	9.900
89	634	STUDER Fabienne	SUI	4.600	5.300		9.900
90	591	DUISEK Zhanerke	KAZ	4.500	5.466	-0.1	9.866
91	536	JIRIKOVA Lucie	CZE	4.500	5.366		9.866
92	616	PITREZ Mariana	POR	5.100	4.766		9.866
93	613	WONG Ana Laura	PAN	3.500	6.333		9.833
94	569	TOEMBOEL Boglarka	HUN	3.800	6.033		9.833
95	537	HULGAARD Mette	DEN	4.000	5.766		9.766
96	538	WANG Linnea Hoejer	DEN	4.400	5.366	-0.1	9.666
97	564	XOULOGI Ioanna	GRE	4.700	5.033	-0.1	9.633
98	540	ELZEINY Sherine	EGY	4.500	5.566	-0.5	9.566
99	608	SKREGELID Martine	NOR	4.100	5.433		9.533
100	601	SANDOVAL Ahtziri	MEX	4.400	5.233	-0.1	9.533
101	612	McGREGOR Courtney	NZL	4.900	4.566		9.466
102	596	GRISANE Valerija	LAT	3.900	5.633	-0.1	9.433
103	530	PARDO Valentina	COL	4.800	4.633		9.433
104	639	LAI Pin-Ju	TPE	4.600	4.700		9.300
105	501	AMBROSIO Camila	ARG	4.900	4.333		9.233
106	655	TRUONG Khanh van	VIE	4.500	4.566		9.066
107	576	KREMER Ofir	ISR	4.600	4.466		9.066
108	570	BUDDA REDDY Aruna	IND	4.200	4.833		9.033
109	590	CHUIKINA Yekaterina	KAZ	4.700	4.366	-0.1	8.966
110	502	BONZO Camila	ARG	4.700	4.266		8.966
111	638	FANG Ko-Ching	TPE	4.100	4.833		8.933
112	640	LO Yu Ju	TPE	4.400	4.533		8.933
113	598	VOSTRUCHOVAITE Agata	LTU	4.500	4.233		8.733
114	565	NG Yan Yin	HKG	4.200	4.200	-0.1	8.300
115	652	ARRIOJAS Pamela	VEN	4.400	3.866	-0.1	8.166
116	539	WINTHER Emilie	DEN	4.400	3.166		7.566
117	653	LEON Milca	VEN	4.300	3.166		7.466
118	654	BUI Nguyen Hai Yen	VIE	4.300	2.700		7.000
119	597	RIBALCENKO Marija	LAT	4.600	2.033	-0.1	6.533

Legend: D Difficulty E Execution Pen. Penalty Q Qualified for Balance Beam Final Rx Reserve for Balance Beam Final

LONGINES Official Results Provider





47th Artistic Gymnastics World Championships 2017
Montréal (CAN)



Women's Floor Exercise Qualification

TUE 3 OCT 2017

Results



Rank	Bib	Name	NOC	D Score	E Score	Pen.	Total
1	650	SMITH Ragan	USA	5.800	8.633		14.433 Q
2	587	MURAKAMI Mai	JPN	5.800	8.400		14.200 Q
3	647	CAREY Jade	USA	5.700	8.400		14.100 Q
4	555	FRAGAPANE Claudia	GBR	5.700	8.233		13.933 Q
5	521	MOORS Brooklyn	CAN	5.400	8.466		13.866 Q
6	517	SANTOS Thais	BRA	5.500	8.233		13.733 Q
7	581	FERRARI Vanessa	ITA	5.700	7.900		13.600 Q
8	582	MORI Lara	ITA	5.600	7.900		13.500 Q
9	520	BLACK Elisabeth	CAN	5.000	8.433		13.433 R1
10	588	SUGIHARA Aiko	JPN	5.300	8.133		13.433 R2
11	527	WANG Yan	CHN	5.700	8.066	-0.4	13.366 R3
12	557	TINKLER Amy	GBR	5.500	7.933	-0.1	13.333
13	633	STEINGRUBER Giulia	SUI	5.500	8.066	-0.3	13.266
14	620	PONOR Catalina	ROU	5.300	8.066	-0.1	13.266
15	552	de JESUS dos SANTOS Melanie	FRA	5.400	8.133	-0.3	13.233
16	522	OLSEN Shallon	CAN	5.200	7.933		13.133
17	586	MIYAKAWA Sae	JPN	6.100	7.333	-0.3	13.133
18	602	THORSDDOTTIR Eythora	NED	5.200	8.133	-0.3	13.033
19	546	PEREZ Ana	ESP	5.000	7.966		12.966
20	556	KINSELLA Alice	GBR	5.300	7.666		12.966
21	558	ALT Tabea	GER	4.800	8.133		12.933
22	560	SCHAEFER Pauline	GER	4.800	8.100		12.900
23	531	DEREK Ana	CRO	4.900	8.000		12.900
24	515	HERMANS Rune	BEL	4.900	7.933		12.833
25	625	EREMINA Elena	RUS	5.200	7.900	-0.3	12.800
26	618	CRISAN Ioana	ROU	5.000	7.800		12.800
27	514	DERWAEL Nina	BEL	5.100	7.733	-0.1	12.733
28	506	GODWIN Georgia	AUS	5.400	7.433	-0.1	12.733
29	547	RODRIGUEZ RODRIGUEZ Cintia	ESP	4.400	8.300		12.700
30	646	VARINSKA Diana	UKR	5.200	7.700	-0.3	12.600
31	617	MEJIAS RODRIGUEZ Paula Andrea	PUR	5.200	7.466	-0.1	12.566
32	648	HURD Morgan	USA	5.400	7.133		12.533
33	561	SEITZ Elisabeth	GER	4.400	8.100		12.500
34	532	FERRERA Yesenia	CUB	5.600	7.100	-0.2	12.500
35	599	ALMEIDA GARCIA Miriana	MEX	4.900	7.566		12.466
36	615	MARTINS Filipa	POR	4.700	8.033	-0.3	12.433
37	535	HOLASOVA Aneta	CZE	4.600	7.800		12.400
38	545	FERNANDEZ Nora	ESP	4.700	7.666		12.366
39	513	BRASSART Maellyse	BEL	4.800	7.833	-0.3	12.333
40	614	MARIANITO Mariana	POR	4.400	7.966	-0.1	12.266
41	632	KAESLIN Ilaria	SUI	4.600	7.733	-0.1	12.233





47th Artistic Gymnastics World Championships 2017
Montréal (CAN)



Women's Floor Exercise Qualification

TUE 3 OCT 2017

Results



Rank	Bib	Name	NOC	D Score	E Score	Pen.	Total
42	528	ARDILA GARCIA Dayana	COL	4.700	7.633	-0.1	12.233
43	644	OSIPOVA Valeriia	UKR	4.800	7.500	-0.1	12.200
44	510	INSHINA Yuliya	AZE	4.700	7.500		12.200
45	511	NEKRASOVA Marina	AZE	5.000	7.466	-0.3	12.166
46	592	KIM Jury	KOR	4.900	7.333	-0.1	12.133
47	564	XOULOGI Ioanna	GRE	4.500	7.625		12.125
48	508	MADER Jasmin	AUT	4.200	7.900		12.100
49	593	LEE Eun Ju	KOR	4.500	7.600		12.100
50	635	MOKOSOVA Barbora	SVK	4.600	7.500		12.100
51	550	BOYER Marine	FRA	5.100	7.000		12.100
52	608	SKREGELID Martine	NOR	4.300	7.766		12.066
53	529	ESCOBAR BETANCUR Ginna	COL	4.600	7.466		12.066
54	543	SALEM Farah	EGY	4.500	7.633	-0.1	12.033
55	548	LEINONEN Maija	FIN	4.400	7.633		12.033
56	573	SAZONOVA Irina	ISL	4.600	7.433		12.033
57	518	GEORGIEVA Pamela	BUL	4.500	7.500		12.000
57	622	DARIES Naveen	RSA	4.500	7.500		12.000
59	580	CAROFILIO Desiree	ITA	5.300	7.000	-0.3	12.000
60	574	SUTO-TUUHA Agnes	ISL	4.100	7.866		11.966
61	503	PISOS Agustina	ARG	4.200	7.766		11.966
61	509	MAENNERSDORFER Marlies	AUT	4.200	7.766		11.966
63	600	MATA Victoria	MEX	4.500	7.466		11.966
64	639	LAI Pin-Ju	TPE	4.700	7.266		11.966
65	630	KYSSELEF Tjasa	SLO	4.300	7.600		11.900
66	611	MATTHEWSON Estella	NZL	4.600	7.566	-0.3	11.866
67	616	PITREZ Mariana	POR	4.500	7.333		11.833
68	634	STUDER Fabienne	SUI	4.500	7.400	-0.1	11.800
69	501	AMBROSIO Camila	ARG	4.400	7.400		11.800
70	612	McGREGOR Courtney	NZL	4.600	7.200		11.800
71	541	HUSSEIN Farah	EGY	4.700	7.366	-0.3	11.766
72	610	BRETT Isabella	NZL	4.500	7.233		11.733
73	566	AL-SALTY Dalia	HUN	4.700	7.033		11.733
74	629	HRIBAR Lucija	SLO	4.100	7.600		11.700
75	652	ARRIOJAS Pamela	VEN	4.400	7.400	-0.1	11.700
76	621	CUMMINS Claudia	RSA	4.400	7.300		11.700
77	538	WANG Linnea Hoejer	DEN	4.300	7.366		11.666
78	568	KOVACS Zsofia	HUN	5.000	6.766	-0.1	11.666
79	590	CHUIKINA Yekaterina	KAZ	4.300	7.300		11.600
80	534	CENKOVA Veronika	CZE	4.600	7.066	-0.1	11.566
81	603	VOLLEMAN Tisha	NED	4.500	7.066		11.566
82	583	ROBINSON Mackenzie	JAM	3.900	7.633		11.533





47th Artistic Gymnastics World Championships 2017
Montréal (CAN)



Women's Floor Exercise Qualification

TUE 3 OCT 2017

Results



Rank	Bib	Name	NOC	D Score	E Score	Pen.	Total
83	640	LO Yu Ju	TPE	4.300	7.233		11.533
84	540	ELZEINY Sherine	EGY	4.700	6.866	-0.1	11.466
85	594	SUNG Gaeun	KOR	4.600	6.800		11.400
86	551	CHARPY Lorette	FRA	5.000	6.700	-0.3	11.400
87	572	BELANYI Dominiqua	ISL	4.200	7.266	-0.1	11.366
88	537	HULGAARD Mette	DEN	4.300	7.066		11.366
89	504	VAQUIE Mayra	ARG	4.500	6.733		11.233
90	623	EKSTEEN Cornelia	RSA	4.400	6.966	-0.2	11.166
91	627	MELNIKOVA Angelina	RUS	5.600	5.966	-0.4	11.166
92	643	IARMOLENKO Valeriia	UKR	4.500	6.900	-0.3	11.100
93	536	JIRIKOVA Lucie	CZE	4.700	6.400		11.100
94	519	YANKOVA Yoana	BUL	4.400	6.733	-0.1	11.033
95	578	WEISS Shailee	ISR	4.600	6.700	-0.3	11.000
96	569	TOEMBOEL Boglarka	HUN	4.500	6.633	-0.2	10.933
97	638	FANG Ko-Ching	TPE	4.100	6.766		10.866
98	606	BERG Solveig	NOR	4.300	7.200	-0.7	10.800
99	570	BUDDA REDDY Aruna	IND	4.400	6.266		10.666
100	577	NETZER Ofir	ISR	4.500	6.300	-0.3	10.500
101	549	MURTO Helmi	FIN	4.400	6.300	-0.2	10.500
102	655	TRUONG Khanh van	VIE	4.400	6.033		10.433
103	595	DUBOVA Anastasija	LAT	3.400	7.000		10.400
104	597	RIBALCENKO Marija	LAT	4.500	5.733		10.233
105	505	FOLINO Talia	AUS	4.600	5.566		10.166
106	507	MIZZEN Rianna	AUS	4.700	5.333		10.033
107	539	WINTHER Emilie	DEN	4.000	6.000		10.000
108	598	VOSTRUCHOVAITE Agata	LTU	4.700	5.400	-0.1	10.000
109	576	KREMER Ofir	ISR	4.300	5.700	-0.3	9.700
110	571	NAYAK Pranati	IND	4.400	5.000	-0.3	9.100
111	653	LEON Milca	VEN	3.600	5.166		8.766

Legend:

D Difficulty E Execution Pen. Penalty Q Qualified for Floor Exercise Final Rx Reserve for Floor Exercise Final

LONGINES Official Results Provider

