


























26th FIG Trampoline Gymnastics World Age Group Competitions 15-18 November, St.Petersburg, Russia  
Individual trampoline – IND Men 11-12 – Qualification

					S1	S2	S3	S4	S5	S6	S7	S8	S9	S10	L	E	D	H	Time	Total	Score	
1.	#42934	NARTOV	Dmitrii		2006	2	4	2	2	4	2	4	2	1	2	0	17.5		9.90	15.465	42.865	93.975
						4	2	4	6	4	5	4	4	3	5	0	15.9	11.8	9.20	14.210	51.110	
2.	#45639	MAKHIIANOV	Ildan		2007	2	2	0	0	2	3	3	2	2	1	0	18.3		9.90	14.755	42.955	93.840
						5	4	4	4	4	4	2	4	5	0	16.0	11.2	9.30	14.385	50.885		
3.	#46476	MATSUMOTO	Yusei		2006	2	1	2	2	3	0	2	1	2	4	0	18.1		9.50	15.435	43.035	93.750
						5	4	4	2	4	4	4	2	6	6	0	15.9	10.5	9.50	14.815	50.715	
4.	#41107	STOYANOV	Valentin		2006	2	2	3	2	4	4	1	1	4	4	0	17.3		9.30	15.625	42.225	92.815
						4	4	5	4	6	2	4	4	4	4	0	15.9	11.3	8.90	14.490	50.590	
5.	#42906	HERREROS	Mario		2006	2	2	0	0	2	2	2	0	2	4	2	18.2		9.30	15.455	42.955	92.770
						4	2	4	2	4	4	4	5	2	6	2	16.1	9.4	9.10	15.215	49.815	
6.	#45220	MARCENARO	Alessandro		2006	2	2	2	4	3	4	2	2	3	4	0	17.2		9.40	15.465	42.065	92.220
						6	6	4	4	5	4	4	2	5	4	0	15.6	9.6	9.80	15.155	50.155	
7.	#41108	DIMITROV	Martin		2006	2	2	3	2	4	3	2	0	2	6	2	17.2		9.70	14.480	41.380	92.190
						5	4	4	3	6	2	4	2	4	3	0	16.3	11.3	9.10	14.110	50.810	
8.	#42672	ALBUQUERQUE	Gabriel		2006	1	2	0	4	2	2	1	2	4	4	2	17.6		9.30	15.225	42.125	92.090
						4	3	6	2	6	5	4	6	4	4	2	15.4	11.2	9.40	13.965	49.965	
9.	#46477	MURAKAMI	Haruto		2007	2	2	4	0	3	1	2	0	4	4	0	17.8		9.30	14.680	41.780	92.050
						4	2	4	2	4	4	4	2	4	4	0	16.6	10.3	9.10	14.270	50.270	
10.	#46475	AKAISHI	Taiga		2006	2	1	0	2	4	0	2	2	4	4	0	17.9		9.60	15.475	42.975	91.495
						4	4	4	4	4	4	6	8	6	8	0	14.8	9.9	9.20	14.620	48.520	
11.	#43682	ABBASOV	Huseyn		2007	2	2	0	2	2	6	4	2	2	4	0	17.4		9.70	14.860	41.960	91.015
						4	3	6	4	6	4	4	7	6	8	0	14.8	11.3	9.30	13.655	49.055	
12.	#45638	SULEYMANOV	Zhan		2006	2	3	0	2	2	1	2	2	1	2	0	18.3		9.80	14.285	42.385	90.670
						3	4	4	4	2	2	4	3	4	4	0	16.6	8.8	9.10	13.785	48.285	
13.	#45890	BATTY	Brock		2007	2	5	2	5	2	1	4	2	2	6	2	16.7		9.90	15.395	41.995	90.645
						4	7	8	8	7	6	4	2	4	8	4	13.8	10.8	9.30	14.750	48.650	
14.	#41494	TUMAKOV	Nikita		2006	0	4	4	0	2	2	4	3	2	4	0	17.5		9.70	14.370	41.570	90.625
						4	2	4	4	4	4	5	4	5	6	2	15.6	10.2	9.30	13.955	49.055	
15.	#46088	TONELLI	Marco		2007	0	2	0	2	2	2	4	2	3	4	3	17.6		9.20	14.755	41.555	90.175
						4	6	4	3	4	4	4	2	4	6	1	15.8	9.5	9.10	14.220	48.620	
16.	#41457	KONUHOVS	Vadims		2006	0	1	3	4	2	3	2	2	2	5	0	17.6		9.50	15.185	42.285	90.145
						6	4	5	4	6	6	4	6	6	8	0	14.5	9.6	9.30	14.460	47.860	
17.	#44671	NAYDENOV	Radomir		2007	2	6	4	5	6	6	2	2	4	4	2	15.7		9.30	15.340	40.340	89.315
						7	4	8	5	4	2	4	4	4	4	1	15.3	10.3	9.10	14.275	48.975	
18.	#43672	MAHSUDOV	Magsud		2007	0	2	2	2	3	2	3	0	2	4	0	18.0		9.40	14.195	41.595	89.135
						4	6	7	8	7	4	5	6	6	8	2	13.7	11.5	9.10	13.240	47.540	
19.	#45615	ESTERKINS	Andrejs		2007	2	2	5	4	2	3	5	4	4	4	0	16.5		9.60	14.370	40.470	87.820
						6	7	6	5	6	5	4	6	5	8	0	14.2	9.6	9.40	14.150	47.350	
20.	#46308	FORNO	Álvaro		2006	4	2	3	4	4	4	4	4	4	6	2	15.9		9.60	14.910	40.410	87.785
						4	4	4	4	4	2	4	4	5	6	2	15.7	8.1	9.40	14.175	47.375	
21.	#42589	FRAGKIADAKIS	Emmanouil		2006	2	2	2	2	2	0	2	5	4	7	2	17.0		9.50	14.910	41.410	87.750
						4	4	4	6	6	4	4	2	2	4	20	14.0	8.8	8.80	14.740	46.340	
22.	#46629	THOMSON	Adrian		2006	2	2	2	0	2	0	2	2	2	4	2	18.0		9.30	14.800	42.100	87.680
						4	5	5	6	8	6	6	5	5	6	0	14.4	8.7	8.70	13.780	45.580	
23.	#41953	WESTBROEK	Cas		2006	2	2	2	1	3	2	4	2	4	6	0	17.2		9.30	14.345	40.845	87.240
						6	4	6	6	7	5	6	4	4	6	2	14.4	9.3	9.20	13.495	46.395	
24.	#41595	DEKLERCK	Brent		2006	4	4	2	4	4	4	5	4	5	5	4	15.5		9.80	15.000	40.300	87.230
						8	6	6	6	6	4	5	6	6	8	4	13.5	9.7	9.50	14.230	46.930	
25.	#44660	PETROV	Kaloyan		2007	2	4	4	2	2	1	4	2	2	4	0	17.3		9.40	15.595	42.295	87.025
						6	6	7	6	8	6	6	6	8		12.1	11.5	8.40	12.730	44.730		
26.	#46161	LICHTMAN	Reilly		2006	2	4	2	6	4	4	2	2	4	5	0	16.5		9.40	14.935	40.835	86.995
						6	6	7	6	6	8	8	8	7	10	0	12.8	10.5	9.00	13.860	46.160	
27.	#41567	PAPADATOS	Nektarios		2006	2	0	1	2	3	3	4	2	2	4	0	17.7		9.30	13.970	40.970	86.870
						4	2	5	3	6	6	5	4	5	8	2	15.0	7.6	9.40	13.900	45.900	
28.	#42619	ROBERTI	Tomas		2006																86.460	
						2	4	1	2	4	4	4	2	4	4	0	16.9		9.10	13.935	39.935	
						6	5	6	4	4	5	6	4	6	4	0	15.0	9.4	8.70	13.425	46.525	
29.	#44004	HIBON	Dayaen		2006	2	2	4	2	5	4	4	4	3	4	0	16.6		9.30	14.285	40.185	86.285
						6	4	5	7	6	6	6	4	8	6	0	14.2	9.5	8.70	13.700	46.100	
30.	#42730	LARSON	Ivan		2006	4	6	4	4	2	4	3	4	4	4	0	16.1		9.40	14.470	39.970	86.040
						6	6	8	8	8	9	8	6	6	10	4	12.1	11.2	9.30	13.470	46.070	

31.	#42139	COSKUN	Mervan	 FRA	2006	2	2	6	4	4	2	4	2	2	4	2	16.6	9.20	14.445	40.245	85.600
						6	7	8	9	8	5	7	4	6	6	2	13.2	9.7	9.00	13.455	45.355
32.	#44080	LE BOURLOUT	Kewan	 FRA	2006	2	2	4	3	4	2	4	4	3	6	0	16.6	9.10	13.960	39.660	85.180
						6	4	6	7	8	5	4	4	6	8	2	14.0	9.0	9.10	13.420	45.520
33.	#41875	SANCHEZ	Luis	 ESP	2006	2	4	3	3	6	6	8	5	6	3	0	15.4	8.90	13.815	38.115	85.105
						4	4	4	6	4	5	6	4	5	6	0	15.2	8.8	9.50	13.490	46.990
34.	#46245	MINER	Micah	 USA	2007	5	4	3	6	6	6	6	4	6	6	0	14.8	9.50	13.970	38.270	84.935
						6	6	6	6	6	6	7	6	6	8	0	13.7	9.4	9.40	14.165	46.665
35.	#44157	DENOLF	Rien	 BEL	2007	3	4	2	3	2	1	3	2	4	4	2	17.0	9.60	12.890	39.490	84.875
						7	4	8	7	4	3	4	4	4	8	1	14.6	8.1	9.60	13.085	45.385
36.	#41957	SCHRIER	Pieter	 NED	2006	2	4	4	2	4	3	3	2	2	4	2	16.8	9.20	14.110	40.110	84.835
						8	4	6	8	8	4	4	6	6	7	2	13.7	8.8	8.90	13.325	44.725
37.	#42800	PARENT	Louis	 BEL	2006	3	2	0	2	4	3	5	2	4	6	0	16.9	9.10	12.995	38.995	84.265
						5	3	6	7	4	2	4	4	5	8	0	15.2	8.1	9.10	12.870	45.270
38.	#41268	CERVINKA	Oliver	 CZE	2006	2	4	2	3	4	4	5	4	6	6	1	15.9	8.80	14.375	39.075	83.870
						6	6	6	6	5	8	7	6	7	7	2	13.4	8.6	8.90	13.895	44.795
39.	#46674	VILLAFANE SAQUERO	Nuno	 ESP	2007	4	6	2	4	6	6	4	2	6	7	4	14.9	8.90	14.425	38.225	83.630
						6	8	8	8	6	6	9	6	6	8	2	12.7	10.7	8.70	13.305	45.405
40.	#42984	VAN DEN BESSELAAR	Guus	 NED	2006	2	2	0	2	4	2	2	2	5	5	1	17.3	9.30	13.665	40.265	83.225
						7	6	6	6	2	6	7	6	5	8	4	13.7	7.9	8.30	13.060	42.960
41.	#46157	TOCCI	Matthew	 USA	2006	3	4	3	4	3	2	3	3	4	5	1	16.5	9.30	14.935	40.735	83.155
						6	4	7	5	7	8	6	4	8		12.5	9.4	7.90	12.620	42.420	
42.	#42097	KUBIK	Lukas	 CZE	2007	4	4	3	4	5	3	3	4	4	6	4	15.6	9.10	14.665	39.365	82.125
						8	10	8	8	8	6	10	8	9	10	5	11.0	9.9	8.90	12.960	42.760
43.	#45755	SHEVCHENKO	Boris	 KGZ	2006	4	4	5	4	4	5	2	4	4	4	2	15.8	9.90	13.165	38.865	81.240
						6	5	4	7	5	6	6	5	6	7	1	14.2	6.0	9.30	12.875	42.375
44.	#46001	BROCHARD	Remi	 FRA	2006	4	4	4	7	6	5	5	4	5	10	3	14.3	9.50	13.625	37.425	81.090
						6	10	10	8	6	6	5	4	5	6	2	13.2	7.2	9.60	13.665	43.665
45.	#41658	KROL	Szymon	 POL	2006	0	2	2	2	3	2	4	2				14.3	7.00	11.435	32.735	79.095
						4	4	6	4	6	6	6	4	6	8	3	14.3	9.1	8.90	14.060	46.360
46.	#45554	IZMAILOV	Ruslan	 KAZ	1906	0	2	4	2	4	2	3	4	3	6	2	16.8	9.40	13.630	39.830	73.100
						6	4	4	5	6	5	4				10.6	7.2	6.40	9.070	33.270	
47.	#45885	TABULDIN	Timur	 RUS	2006	2	6	2	4	4	4						9.8	5.20	8.670	23.670	70.765
						6	4	6	6	6	6	4	4	4	5	2	14.7	9.7	8.90	13.795	47.095
48.	#46341	PRAKHARENKA	Raman	 BLR	2007	2	3	0	3	2	2	2	4	2	5	2	17.3	9.50	13.700	40.500	70.615
						6	4	6	5	4	8	8				9.9	5.3	5.60	9.315	30.115	
49.	#45947	CARBALLO	Elias	 MEX	2007	2	4	2	4	4	4	4	2	6	6	4	15.8	9.00	13.965	38.765	66.385
						6	4	6	6	6	8					8.4	6.0	5.40	7.820	27.620	
50.	#46031	GUEVARA	Donovan	 MEX	2006	3	5	2	3	4	4	4	4	4	6	2	15.9	9.30	14.800	40.000	58.380
						6	6	6	5							5.7	3.7	3.10	5.880	18.380	
51.	#46536	ESCHKE	Ryan Finnlay	 GER	2007	1	2	0	2	4	2	1	2	2	4	4	17.6	9.10	14.220	40.920	56.045
						4	4	4								4.8	3.4	2.70	4.225	15.125	
52.	#46340	KAZAKEVICH	Anton	 BLR	2007	2	2	0	2	2	0	2	2	0	2	2	18.4	9.40	13.545	41.345	55.720
						4	2	6								4.8	2.9	2.50	4.175	14.375	
53.	#44408	ZHAMKOCHYAN	Valeri	 ARM	2007	4	7	4	6	7	6	8	8	6	10	4	13.0	8.80	11.750	33.550	50.750
						8	8	8	10							4.6	4.0	3.70	4.900	17.200	

Generated by [sporttech.io](http://sporttech.io) official scoring system at Nov 14, 2018 6:55:16 PM. Live results at [www.sporttech.io/explore](http://www.sporttech.io/explore).





26th FIG Trampoline Gymnastics World Age Group Competitions 15-18 November, St.Petersburg, Russia  
Individual trampoline – IND Women 11-12 – Qualification

						S1	S2	S3	S4	S5	S6	S7	S8	S9	S10	L	E	D	H	Time	Total	Score	
1.	#42872	TANAKA	Kiko	JPN	2006	0 3	0 2	0 4	2 1	1 2	3 2	4 2	0 2	2 2	2 4	0 0	18.6 17.6		9.50 10.3	9.30 9.30	15.380 14.860	43.480 52.060	95.540
2.	#41541	SIARHEYEVA	Maryia	BLR	2006	0 3	2 3	2 4	0 4	2 3	2 2	2 2	2 2	3 4	4 6	2 0	17.9 16.7		9.30 8.7	8.70 8.70	16.755 16.110	43.955 50.210	94.165
3.	#41218	BLOKHINA	Natalia	RUS	2006	0 3	0 2	0 6	2 4	0 4	2 2	2 4	0 4	0 3	0 2	0 0	19.4 16.6		9.80 10.2	9.10 9.10	14.875 13.885	44.075 49.785	93.860
4.	#41253	KUNGURTSEVA	Ekaterina	RUS	2006	0 4	2 2	1 6	1 4	2 4	2 4	2 4	2 4	1 3	0 4	0 4	18.7 15.7		9.40 10.4	9.10 9.10	14.950 14.605	43.050 49.805	92.855
5.	#40815	RAGIMOV	Mariam	GEO	2006	1 6	2 4	2 4	2 4	2 4	2 4	3 4	2 4	1 4	4 4	0 0	17.9 15.8		9.40 10.0	9.30 9.30	15.155 14.690	42.455 49.790	92.245
6.	#46480	SAWADA	Momo	JPN	2006	2 5	2 4	0 6	2 3	2 7	2 6	2 4	2 5	4 4	2 6	1 20	17.9 13.0		9.80 10.3	8.90 8.90	16.060 14.945	43.760 -0.2 → 46.945	90.705
7.	#46479	TSUJITA	Karin	JPN	2007	1 6	0 2	2 5	2 4	3 5	2 4	2 4	2 4	3 3	4 6	0 0	17.9 15.7		9.40 8.8	9.30 9.30	15.000 14.575	42.300 48.375	90.675
8.	#46152	MC COY	Logan	USA	2006	2 4	3 6	4 6	2 5	2 5	4 6	4 4	4 4	4 6	4 6	0 4	16.7 14.4		9.30 11.0	9.70 9.70	14.780 14.190	40.780 49.290	90.070
9.	#44546	MOELLER	Maya	GER	2007	1 6	2 6	1 5	2 4	4 6	2 4	4 6	2 4	2 4	4 6	2 2	17.4 14.7		9.80 9.7	9.70 9.70	14.755 13.965	41.955 48.065	90.020
10.	#44699	KULESHOVA	Tatiana	RUS	2007	0 6	3 4	3 5	2 4	2 4	3 4	4 3	2 2	2 4	2 4	0 1	17.7 15.9		9.30 9.0	9.30 9.30	14.470 14.225	41.470 48.425	89.895
11.	#45767	OLEFIR	Natalia	RUS	2006	1 4	4 4	2 6	4 4	4 6	4 4	4 4	4 5	3 4	2 6	2 2	16.6 15.1		8.80 10.4	8.50 8.50	15.255 15.235	40.655 49.235	89.890
12.	#46481	ISHIDA	Misaki	JPN	2006	2 5	4 4	2 8	6 6	2 6	2 6	2 6	1 5	2 4	2 5	0 0	17.5 14.5		9.70 9.7	9.40 9.40	14.930 14.015	42.130 47.615	89.745
13.	#41538	MAKARANKA	Hanna	BLR	2006	0 4	2 4	1 4	2 4	3 4	4 4	4 4	2 2	4 4	5 5	0 2	17.3 15.9		9.30 9.6	9.10 9.10	14.615 13.895	41.215 48.495	89.710
14.	#41542	NIKALAYEVA	Darya	BLR	2006	2 6	2 4	2 5	2 6	2 4	2 2	4 6	2 4	2 5	4 4	0 0	17.6 15.4		9.50 9.2	9.10 9.10	14.355 13.580	41.455 47.280	88.735
15.	#41379	RODRIGUEZ	Marta	ESP	2006	4 4	4 4	2 4	2 4	3 5	4 4	4 5	3 4	4 4	4 6	0 2	16.6 15.4		9.60 10.0	9.00 9.00	14.185 13.420	40.385 47.820	88.205
16.	#44670	PACHOVA	Irena	BUL	2007	4 4	3 4	4 4	4 4	4 6	4 4	2 4	4 4	4 6	5 5	0 0	16.2 15.5		9.70 8.1	9.30 9.30	14.650 14.590	40.550 47.490	88.040
17.	#46164	DEHANES	Ava	USA	2007	2 6	2 6	2 6	2 6	4 7	4 8	2 6	1 6	2 4	3 6	0 0	17.6 13.9		9.80 10.4	9.60 9.60	13.810 12.885	41.210 46.785	87.995
18.	#45782	MAKRI	Olga	GRE	2006	2 6	2 4	1 6	2 6	2 6	0 4	2 4	2 4	2 4	4 8	0 1	18.1 14.7		9.30 8.8	8.90 8.90	14.280 13.330	41.680 45.730	87.410
19.	#46244	KARPUSHKINA	Ksenia	USA	2006	2 6	4 6	2 6	4 6	4 6	3 7	2 8	4 6	4 4	8 6	0 6	16.3 13.3		9.30 10.5	9.10 9.10	14.855 14.015	40.455 46.915	87.370
20.	#42595	TOUSTZOGLU	Lydia	GRE	2006	2 4	2 4	1 6	3 7	3 5	0 3	2 6	2 5	3 6	4 5	0 4	17.8 14.5		9.20 8.7	9.30 9.30	14.105 13.680	41.105 46.180	87.285
21.	#41730	MARKELOVA	Anjelika	UZB	2006	2 4	3 6	2 4	3 6	2 4	3 5	2 6	3 4	2 5	4 6	0 0	17.4 15.0		9.70 8.8	9.30 9.30	13.860 13.195	40.960 46.295	87.255
22.	#46456	ALBUQUERQUE	Alice	BRA	2006	2 6	2 4	3 6	2 6	4 5	3 6	3 6	0 6	2 4	6 7	4 4	16.9 14.0		9.20 9.6	9.60 9.60	14.255 13.665	40.355 46.865	87.220
23.	#41343	NOWACZYK	Matylda	POL	2006	1 4	2 3	3 4	4 5	2 4	4 4	3 4	2 2	2 4	4 6	2 4	17.1 15.6		9.10 8.1	9.10 9.10	14.180 13.955	40.380 46.755	87.135
24.	#46442	RONSIK-NIEDERBROEKER	Hannah	GER	2006	4 6	2 4	2 6	6 2	5 4	4 6	4 6	4 4	2 6	4 8	2 1	16.1 14.7		9.50 7.6	9.40 9.40	14.880 14.520	40.480 46.220	86.700
25.	#41110	STAMOVA	Kristina	BUL	2006	2 4	5 4	4 3	4 1	4 2	5 4	2 4	2 4	4 5	4 6	0 2	16.4 16.0		9.20 8.1	9.20 9.20	14.130 13.605	39.730 46.905	86.635
26.	#46097	JURICKOVA	Michaela	CZE	2006	3 4	4 3	2 4	2 4	2 4	2 5	4 5	2 6	3 5	4 4	0 2	17.2 15.4		9.00 7.9	9.50 9.50	13.820 13.630	40.020 46.430	86.450
27.	#36450	TAYLOR	Lynlee	USA	2006	2 6	3 6	3 8	2 6	2 7	2 6	2 6	2 4	4 4	4 10	0 20	17.4 11.7		9.60 10.6	8.80 8.80	14.495 13.380	41.495 44.480	85.975
28.	#41964	VAN GELDER	Senna	NED	2006	2 8	4 6	2 6	2 6	4 8	2 6	3 6	2 4	6 6	6 6	0 3	16.7 13.5		9.60 9.0	9.00 9.00	14.470 13.300	40.770 44.800	85.570
29.	#45896	ACOSTA	Sofia	MEX	2006	4 4	4 4	5 6	2 7	4 6	6 6	4 6	2 5	4 6	4 5	0 0	16.1 14.5		9.40 7.8	9.40 9.40	14.410 13.635	39.910 45.335	85.245
30.	#41968	WESTHUIS	Eline	NED	2006	4 8	4 4	3 6	4 6	4 6	4 4	2 4	4 6	4 5	6 6	2 2	15.9 14.3		9.20 8.5	9.20 9.70	13.840 13.515	38.940 46.015	84.955
31.	#45787	DERTILI	Theodora	GRE	2006	2 6	2 6	2 6	2 4	4 5	1 4	3 5	2 4	3 4	4 8	0 2	17.5 14.6		9.50 8.1	9.50 8.90	13.315 13.025	40.315 44.625	84.940
32.	#42753	TORIJA	Brisa	MEX	2006	4 6	4 4	3 6	4 6	2 4	6 6	4 8	3 4	4 6	6 6	4 2	15.6 14.2		9.70 8.4	8.90 8.90	14.340 13.775	39.640 45.275	84.915

33.	#45891	WEBSTER	Olivia		AUS	2006	2	4	2	4	4	5	5	2	4	6	0	16.2	9.70	14.130	40.030	84.735
							6	6	8	4	6	6	6	6	8	2	13.6	8.1	9.30	13.705	44.705	
34.	#42673	SANTOS	Francisca		POR	2006	2	4	2	2	6	4	5	3	4	8	3	15.7	9.50	14.695	39.895	84.710
							5	6	5	4	6	6	6	4	5	8	10	13.5	8.1	9.00	14.215	44.815
35.	#42745	SILVA	Diana		POR	2006	2	4	2	5	4	4	2	2	4	5	3	16.3	9.50	14.155	39.955	84.690
							8	4	6	4	5	5	8	6	4	8	2	14.0	7.1	9.50	14.135	44.735
36.	#41255	PICHLER	Lia		SUI	2006	2	4	4	4	5	4	6	4	4	4	0	15.9	9.30	13.625	38.825	84.275
							6	5	6	6	5	6	7	5	6	6	1	14.1	9.1	9.40	12.850	45.450
37.	#46675	ASENSIO MARTI	Lea		ESP	2006	4	9	3	4	4	4	6	4	4	5	0	15.3	9.50	13.960	38.760	83.630
							6	4	6	7	5	6	6	6	6	2	14.0	8.4	8.90	13.570	44.870	
38.	#41314	LESIK	Hanna		POL	2006	2	2	0	2	6	4	5	2	4	6	0	16.7	9.60	14.045	40.345	83.580
							6	8	8	6	6	6	8	6	6	9	0	13.1	7.8	8.90	13.435	43.235
39.	#41963	BOSSCHART	Valerie		NED	2006	2	4	4	4	3	5	2	2	4	4	0	16.6	9.30	13.905	39.805	83.575
							8	8	8	8	8	6	6	4	8	9	2	12.5	8.7	9.10	13.470	43.770
40.	#42747	VIEIRA	Rita		POR	2006	6	6	4	5	6	6	6	4	4	7	4	14.2	9.60	14.515	38.315	83.350
							8	8	8	7	6	5	6	6	6	7	3	13.0	8.4	9.50	14.135	45.035
41.	#46192	DRAGANOVA	Aleksandrina		BUL	2006	2	4	4	4	4	4	3	3	2	6	0	16.4	9.50	13.575	39.475	83.205
							6	7	4	4	6	6	6	6	6	9	4	13.6	8.1	8.90	13.130	43.730
42.	#46671	MORENO LUNA	Montserrat		MEX	2006	3	3	2	4	6	4	5	3	4	6	0	16.0	9.80	13.340	39.140	82.885
							6	6	6	6	6	7	8	6	6	7	4	13.2	7.8	9.60	13.145	43.745
43.	#41960	BROUWERS	Megan		NED	2006	4	4	2	4	4	3	4	2	4	6	2	16.1	9.60	12.880	38.580	82.310
							6	6	6	5	6	6	8	4	6	7	2	13.8	8.3	9.00	12.630	43.730
44.	#46470	HERRERA	Laura		COL	2007	2	5	6	6	6	5	4	2	4	4	0	15.6	9.60	13.495	38.695	80.955
							6	6	8	8	6	4	6	10	10	7	4	12.5	8.1	9.00	12.660	42.260
45.	#45321	QUINTANA	Martina		ARG	2006	4	4	2	3	4	6	6	4	4	5	0	15.8	9.10	12.535	37.435	80.785
							6	2	4	4	6	5	6	6	6	6	1	14.8	6.9	9.20	12.450	43.350
46.	#46455	PORTO	Luiza		BRA	2006	2	0	4	3	4	4	4	6	5	6	0	16.2	9.50	12.430	38.130	80.370
							6	6	6	4	6	6	6	4	6	6	2	14.2	6.9	9.10	12.040	42.240
47.	#46243	MOTA	Margarida		POR	2006	4	4	4	4	4	5	5	3	4	6	3	15.4	9.70	13.425	38.525	79.940
							8	6	9	10	6	6	6	4	8	7	4	12.6	6.8	8.40	13.615	41.415
48.	#41380	GARCIA	Maria		ESP	2006	4	3	5	4	4	4	2	2	4	4	0	16.4	9.30	14.010	39.710	77.375
							4	4	5	6	5	4	5	4				12.3	6.7	7.70	10.965	37.665
49.	#46472	RINCON	Sofia		COL	2006	6	6	6	7	8	8	6	6	6	8	4	12.9	9.10	13.560	35.560	76.695
							6	6	6	8	7	8	10	8	8	10	20	10.3	8.1	9.50	13.235	41.135
50.	#41992	PUNTA GONGORA	Emilia		ARG	2006	4	6	6	8	8	7	6	5	8	9	0	13.3	9.30	12.800	35.400	76.595
							8	8	6	10	8	6	8	8	8	10	4	11.6	7.1	9.40	13.095	41.195
51.	#46066	JARG	Kerti		EST	2007	6	6	4	5	4	4	6	5	6	5	2	14.7	9.80	11.850	36.350	75.105
							6	10	4	8	10	10	9	9	8	10	2	11.4	6.0	8.90	12.455	38.755
52.	#42096	SVABIKOVA	Apolena		CZE	2006	2	3	3	2	4	4	4	3	4	6	0	16.5	8.90	13.765	39.165	64.180
							6	4	6	8	8	8						8.0	4.2	4.70	8.115	25.015
53.	#46234	SIAMIONAVA	Kseniya		BLR	2007	2	2	2	4	4	5	4	2	2	4	4	16.5	9.60	13.680	39.780	63.505
							4	6	4	6	6							7.4	5.2	4.40	6.725	23.725
54.	#42574	FUENTES	Celia		ESP	2006	4	5	4	4	4	4	6	4	4			14.1	8.30	12.175	34.575	56.400
							6	6	6	8	7							6.7	4.5	4.20	6.425	21.825
55.	#41312	PIEKORZ	Milena		POL	2006	2	3	3	2	4	6	6	4	4	6	0	16.0	9.60	13.835	39.435	49.450
							4	7										2.9	2.3	2.00	2.815	10.015

Generated by [sporttech.io](http://sporttech.io) official scoring system at Nov 14, 2018 6:55:16 PM. Live results at [www.sporttech.io/explore](http://www.sporttech.io/explore).













26th FIG Trampoline Gymnastics World Age Group Competitions 15-18 November, St.Petersburg, Russia  
Individual trampoline – IND Men 13-14 – Qualification

					S1	S2	S3	S4	S5	S6	S7	S8	S9	S10	L	E	D	H	Time	Total	Score	
1.	#41546	YASKEVICH	Stanislau		2004	0	0	1	2	0	2	2	0	2	4	0	18.7		9.20	17.200	45.100	99.700
						2	3	4	2	4	4	4	3	3	6	10	15.5	13.3	9.30	16.500	54.600	
2.	#33953	BUILOU	Andrei		2004	0	1	0	2	0	2	2	0	3	2	0	18.8		9.60	16.940	45.340	99.635
						4	4	4	2	4	4	4	4	3	6	0	16.1	13.3	8.90	15.995	54.295	
3.	#42015	ALIFATOV	Aleksandr		2004	0	2	0	2	0	2	2	0	2	2	0	18.8		9.70	16.295	44.795	99.095
						4	2	4	4	4	4	4	4	4	6	1	15.9	13.6	9.30	15.500	54.300	
4.	#32879	KASIMOV	Danila		2004	0	2	2	2	0	4	2	0	2	2	0	18.4		9.40	16.880	44.680	98.555
						6	4	4	3	5	4	4	4	4	4	2	15.6	13.7	9.30	15.275	53.875	
5.	#32833	SHLIFER	Yakov		2004	2	2	1	2	4	2	2	4	0	2	2	17.7		9.10	17.330	44.130	98.180
						5	6	6	4	4	4	6	4	4	6	2	14.9	13.7	9.50	15.950	54.050	
6.	#42296	COLE-DYER	Tyler		2005	0	0	2	0	2	2	1	0	0	2	0	19.1		9.50	16.035	44.635	98.045
						4	4	4	4	6	4	4	2	4	6	0	15.8	13.1	9.30	15.210	53.410	
7.	#33064	KOZLOV	Kirill		2004	0	2	1	1	0	3	2	1	4	4	0	18.2		9.20	16.605	44.005	96.855
						3	2	5	4	4	2	6	4	8	6	2	15.4	12.9	9.10	15.450	52.850	
8.	#34335	DROBINSKI	Mateusz		2004	0	1	2	4	6	4	2	2	0	2	0	17.7		9.20	16.660	43.560	96.445
						4	3	5	4	6	3	4	2	4	4	2	15.9	12.3	9.20	15.485	52.885	
9.	#36840	TSUZUKU	Kanato		2005	1	2	2	2	2	2	2	2	2	2	0	18.1		9.70	15.500	43.300	95.185
						5	5	4	4	5	4	6	7	6	8	0	14.6	13.3	9.20	14.785	51.885	
10.	#39545	BROWN	Ryan		2005	0	2	2	0	4	2	0	0	2	4	0	18.4		9.80	15.705	43.905	95.165
						4	4	5	8	7	4	4	4	4	6	2	14.8	12.1	9.40	14.960	51.260	
11.	#34269	TOPCU	Baran		2004	0	2	2	2	1	2	2	2	2	4	0	18.1		9.70	15.830	43.630	95.150
						4	4	4	2	4	2	6	3	4	6	0	16.1	10.8	9.50	15.120	51.520	
12.	#35917	PARRA	Santiago		2005	2	2	2	6	4	4	2	2	4	4	0	16.8		9.20	16.215	42.215	94.975
						5	4	7	3	4	2	4	4	6	6	0	15.5	12.9	9.00	15.560	-0.2 → 52.760	
13.	#36642	COSTLEY	Liam		2005	0	2	0	2	4	2	1	2	3	2	0	18.2		9.80	15.795	43.795	94.950
						6	6	4	4	6	4	4	2	4	4	0	15.6	11.3	9.30	14.955	51.155	
14.	#42927	HAGEN	Luis		2005	3	2	2	2	3	2	4	2	2	4	0	17.4		9.40	16.175	42.975	94.055
						5	2	4	4	4	4	4	4	4	5	1	15.9	9.5	9.70	15.980	51.080	
15.	#42923	FEYH	Miguel		2005	0	2	2	3	0	4	3	2	2	4	2	17.6		9.60	15.720	42.920	93.440
						4	5	7	4	5	4	4	6	4	6	0	15.1	11.4	9.20	14.820	50.520	
16.	#36593	WYSS	Noa		2004	0	2	0	3	4	2	0	2	2	4	0	18.1		9.30	16.490	43.890	93.235
						4	4	4	8	8	4	4	4	4	4	0	15.2	9.8	9.00	15.345	49.345	
17.	#33757	WILLIAMS	Jace		2004	1	2	4	4	4	4	3	2	4	4	0	16.8		9.60	15.410	41.810	93.215
						6	5	6	6	6	8	6	5	6	6	2	13.8	13.7	9.50	14.405	51.405	
18.	#41374	FONTANIL-LAS	Xavier		2004	1	3	1	4	4	6	3	3	2	4	0	16.9		8.90	15.820	41.620	92.455
						4	6	6	4	6	4	4	4	6	7	2	14.7	12.1	9.50	14.535	50.835	
19.	#46459	SOUSA	Gabriel		2005	2	2	2	4	4	4	3	2	2	4	2	16.9		9.40	15.305	41.605	92.220
						4	3	5	2	7	4	6	5	4	6	4	15.0	11.3	9.40	14.915	50.615	
20.	#46594	SILVA	Joao Guilherme		2004	0	4	4	5	6	4	6	6	4	4	2	15.5		8.90	16.745	41.145	91.815
						6	6	8	6	8	8	6	6	8	8	2	12.8	12.9	9.10	15.870	50.670	
21.	#41367	DANIS	Emirhan		2005	0	1	0	2	0	2	2	0	2	2	0	18.9		9.60	14.365	42.865	91.430
						4	2	4	3	4	8	4	4	4	6	0	15.7	10.4	9.10	13.365	48.565	
22.	#36629	CORNELIS-SEN	Isak		2005	0	2	2	2	3	5	4	2	2	3	0	17.5		9.40	15.590	42.490	91.430
						4	4	6	6	5	2	4	6	6	6	0	15.1	10.2	8.90	14.740	48.940	
23.	#45781	MAKRIS	Alexandros		2004	2	2	1	2	4	4	4	2	2	5	2	17.0		8.90	15.775	41.675	91.415
						8	3	4	4	4	5	4	4	4	4	0	15.6	9.8	9.60	14.740	49.740	
24.	#41287	TOUMPAN	Retzep		2004	0	0	0	0	2	3	2	1	2	3	0	18.7		9.30	15.570	43.570	91.075
						4	2	4	6	4	5	5	2	4	5	20	13.9	9.6	9.00	15.005	47.505	
25.	#45758	GIANNAKOS	Konstantinos		2004	0	2	0	2	2	3	2	0	2	4	0	18.3		9.50	15.585	43.385	90.400
						4	6	4	2	2	4	4	2	4	4	20	14.4	8.1	9.20	15.315	47.015	
26.	#42926	MEINERT	Paul		2004	2	2	0	2	4	2	4	2	2	4	2	17.4		9.50	15.565	42.465	90.395
						8	4	4	6	6	3	4	2	4	4	1	15.4	8.7	9.10	14.730	47.930	
27.	#32773	GEORGE	Garrett		2004	2	2	1	2	3	2	2	2	2	4	2	17.6		9.30	14.800	41.700	90.140
						7	4	7	6	6	6	6	8	6	8	2	13.4	12.5	9.30	13.240	48.440	
28.	#42788	ANICETO	Sergio		2004	2	3	2	4	4	2	4	4	4	6	0	16.5		9.30	15.605	41.405	89.865
						7	6	6	7	8	6	6	4	6	7	0	13.7	10.8	8.80	15.160	48.460	
29.	#37556	MARTIN	Santiago		2004	3	4	2	4	4	4	6	6	6	6	2	15.3		9.10	15.730	40.130	89.470
						4	4	6	4	4	6	6	4	8	6	2	14.6	10.9	8.90	14.940	49.340	

					S1	S2	S3	S4	S5	S6	S7	S8	S9	S10	L	E	D	H	Time	Total	Score
30.	#42706	MACCAGNAN Ryan	 USA	2005	5 6	10 6	6 6	8 6	7 7	6 6	3 8	4 8	2 6	4 7	2 2	14.3 13.2		9.40 9.00	15.915 14.625	39.615 49.825	89.440
31.	#46478	MITA Yasufumi	 JPN	2004	4 4	0 2	3 3	2 2	2 4	2 4	2 4	0 4	0 4	2 4	0 4	18.3 14.9		9.40 7.90	15.940 13.775	43.640 45.675	89.315
32.	#42095	NOVAK Matyas	 CZE	2005	2 8	4 4	4 4	6 4	3 5	4 5	4 6	2 7	2 7	6 6	0 2	16.3 14.2		9.40 9.70	15.645 14.950	41.345 47.850	89.195
33.	#41149	ANGELOV Maksim	 BUL	2005	2 4	2 5	3 8	2 3	4 5	2 8	4 6	1 6	6 6	6 6	0 2	16.8 14.1		9.30 8.20	15.310 14.390	41.410 47.690	89.100
34.	#40546	BOSSOV Vladislav	 KAZ	2004	0 4	2 4	3 4	1 2	4 4	3 4	2 4	3 5	2 4	3 4	1 4	17.6 14.5		9.80 8.00	16.285 14.620	43.685 45.220	88.905
35.	#42731	MINC Tomas	 USA	2004	4 6	6 7	4 8	5 6	6 8	6 8	4 8	4 7	6 7	6 7	0 2	14.9 12.6		9.40 9.00	15.035 14.465	39.335 49.365	88.700
36.	#41544	NIAVERAU Vadzim	 BLR	2005	2 4	1 3	2 6	2 4	0 4	2 4	4 6	2 6	4 6	4 6	0 0	16.1 15.1		8.00 8.30	14.490 15.575	38.590 49.975	88.565
37.	#32871	MBOLEKWA Khanyile	 RSA	2004	2 8	2 6	6 10	4 6	4 8	4 8	2 6	5 6	6 8	5 8	0 2	16.0 12.4		9.20 9.20	15.295 14.580	40.495 47.580	88.075
38.	#41147	GEORGIEV Dimitar	 BUL	2005	3 6	2 6	3 6	4 5	5 6	4 8	4 6	4 5	4 6	5 8	0 0	16.2 13.8		9.40 9.6	15.190 14.415	40.790 46.915	87.705
39.	#46461	COSTA Raphael	 BRA	2005	4 5	3 2	4 4	4 4	3 5	4 4	4 6	2 4	3 4	4 4	2 0	16.3 15.8		9.60 9.50	13.950 13.495	39.850 47.795	87.645
40.	#45757	TSIRIGOTIS Eleftherios	 GRE	2004	0 6	2 4	0 6	2 8	3 9	4 8	4 6	0 6	3 7	4 8	2 0	17.6 13.2		9.40 8.4	15.170 13.825	42.170 43.925	86.095
41.	#33628	CAZORLA Jorge	 ESP	2004	5 4	5 8	2 6	4 8	4 6	6 8	5 8	8 4	6 6	6 8	2 0	14.7 13.4		9.40 8.90	15.190 14.485	39.290 46.185	85.475
42.	#37492	VERA Luis	 MEX	2004	6 6	4 4	4 6	5 4	4 6	2 5	3 5	2 5	4 4	4 6	0 20	16.2 12.9		9.20 8.8	15.150 13.890	40.550 44.590	85.140
43.	#45875	FATIHI Neoray	 ISR	2002	4 6	4 4	4 5	4 6	4 8	2 5	4 6	2 4	2 5	4 6	2 0	16.4 14.5		9.00 9.6	13.400 12.715	38.800 46.015	84.815
44.	#42955	SILVA Rafael	 BRA	2004	6 8	4 8	5 10	6 8	6 8	4 8	4 6	4 6	4 6	6 5	4 4	14.7 12.3		9.50 9.60	14.140 13.920	38.340 45.320	83.660
45.	#41693	NANADZE Benyamin	 ISR	2004	2 6	4 4	2 6	4 6	2 4	4 4	4 6	4 6	5 6	6 8	3 2	16.0 14.2		9.50 8.90	13.600 12.845	39.100 44.145	83.245
46.	#36249	CSIPKEREKI Mate	 HUN	2004	4 6	6 4	4 6	4 8	4 6	6 6	4 6	4 4	3 6	5 9	0 2	15.6 13.7		9.10 8.4	13.510 13.355	38.210 44.655	82.865
47.	#36248	BARSI Levente	 HUN	2005	6 8	6 7	6 6	7 6	6 6	5 8	4 6	6 6	6 8	6 8	0 2	14.2 12.9		9.00 8.9	13.615 13.880	36.815 44.680	81.495
48.	#40892	LAI Shun Hey Marcus	 HKG	2004	4 8	4 6	4 6	6 10	6 10	5 6	4 6	5 6	6 6	8 8	0 4	14.8 12.4		9.40 7.0	14.605 14.315	38.805 42.315	81.120
49.	#37009	AVITIA Francisco	 MEX	2005	4 8	4 4	2 5	4 6	4 8	4 6	6 6	4 6	4 6	4 8	4 0	15.6 13.7		9.90 6.9	13.175 12.655	38.675 42.355	81.030
50.	#42093	KRIVANEC Max	 CZE	2005	2 7	6 5	4 6	4 6	6 6	4 6	6 8	4 6	4 8	6 8	0 4	15.4 13.0		9.30 7.6	13.930 13.005	38.630 42.205	80.835
51.	#42396	ABDELKAD- ER Abdelrahman	 EGY	2005	5 6	6 6	6 8	6 8	7 6	5 8	6 8	6 7	6 8	0 3	14.1 12.4		9.30 8.2	13.640 13.380	37.040 43.080	80.120	
52.	#34584	MAMABOLO Tshepang	 RSA	2004	2 6	2 8	2 6	3 4	4 6	4 6	4 5		8 6	6 6	0 0	10.3 13.9		5.60 8.90	9.925 15.455	25.825 51.555	77.380
53.	#46357	SERRY Hassan	 EGY	2005	4 4	4 6	4 8	4 6	4 6	6 6	8 8	6 6	8 8	0 0	14.6 13.6		9.40 4.5	11.700 12.225	35.700 39.425	75.125	
54.	#41016	KASYGULOV Daniyar	 KGZ	2005	6 9	6 6	6 6	4 6	6 6	6 6	5 8	4 7	6 6	6 7	4 2	14.1 13.1		9.20 5.2	12.175 12.440	-2.0 → 33.475 40.240	73.715
55.	#34334	STARCZYNS- KI Wiktor	 POL	2004	0 4	2 2	2 6	2 5	4 4	4 8	2 2	2 2	6 4	4 0	0 2	17.2 9.1		9.30 7.1	15.805 9.265	42.305 30.465	72.770
56.	#40552	RAKHATOV Dautlet	 KAZ	2004	2 6	2 8	2 8	4 6	3 10	2 7	3 4	1 1	2 2	2 0	0 4	17.7 7.5		9.10 4.90	16.340 9.235	43.140 28.835	71.975
57.	#46237	PANTELEEVA Kirill	 RUS	2004	2 4	4 2	0 4	2 4	0 8	2 8	2 2	2 2	0 0	0 2	2 2	18.4 7.8		9.80 6.5	16.375 7.795	44.575 26.495	71.070
58.	#33955	PSHANKO Daniil	 BLR	2004	0 5	0 4	2 4	2 5	0 5	2 5	2 2	2 2	3 6	0 0	0 2	18.1 6.2		9.50 5.4	16.790 6.460	44.390 21.460	65.850
59.	#36614	KLEBERT Jakarta	 NZL	2004	2 4	2 4	2 6	2 4	4 4	4 4	4 4	2 2	2 4	0 0	0 2	17.2 6.2		9.50 4.4	15.495 6.065	42.195 20.365	62.560

					S1	S2	S3	S4	S5	S6	S7	S8	S9	S10	L	E	D	H	Time	Total	Score	
60.	#45555	ZHU-MAGELDY	Madiyar	 KAZ	2005	0 4	2 4	4 5	4 6	4	2	3	2	2	6	0	17.1 6.1		9.10 3.70	15.145 5.920	41.345 20.920	62.265
61.	#46064	CHEVALIER	Gabriel	 FRA	2005	1 4	0 6	1 8	2	4	3	3	2	6	6	1	17.1 4.2		9.00 2.60	15.780 4.655	41.880 15.655	57.535
62.	#44198	RISCH	Valentin	 GER	2005	2 8	2 6	2 8	4	2	4	4	2	3	6	0	16.9 3.8		9.60 2.80	14.870 4.555	41.370 15.355	56.725
63.	#36808	NAKAYAMA	Yorito	 JPN	2005	0 4	2 2	2	6	4	4	2	4	4	3	0	16.9 3.4		9.30 1.90	16.385 3.270	42.585 10.570	53.155
64.	#45330	GAFNER	Jayan	 SUI	2004	2 6	4 6	2	4	4	4	2	2	4	4	4	16.4 2.8		9.70 1.70	16.500 3.175	42.600 9.775	52.375
65.	#41962	VAN TILBORG	Ralph	 NED	2004	0 6	2	1	2	4	4	4	2	2	4	1	17.4 1.4		9.20 1.5	15.295 1.545	41.895 5.445	47.340

Generated by [sporttech.io](http://sporttech.io) official scoring system at **Nov 16, 2018 2:33:20 PM**. Live results at [www.sporttech.io/explore](http://www.sporttech.io/explore).





26th FIG Trampoline Gymnastics World Age Group Competitions 15-18 November, St.Petersburg, Russia  
Individual trampoline – IND Women 13-14 – Qualification

					S1	S2	S3	S4	S5	S6	S7	S8	S9	S10	L	E	D	H	Time	Total	Score	
1.	#36356	BLADTCEVA	Anzhela	RUS	2005	0 4	1 4	1 4	2 3	2 3	1 2	2 3	1 4	2 2	0 0	18.6 16.7		9.70 9.60	15.840 14.840	44.140 54.240	98.380	
2.	#33019	MIKHAILOVA	Mariia	RUS	2004	2 4	2 4	0 6	2 4	2 4	4 4	2 4	1 2	2 3	4 0	17.8 16.3		9.40 9.50	16.430 15.900	43.630 52.600	96.230	
3.	#41217	GIAMPIERI	Giorgia	ITA	2005	1 4	1 2	2 5	1 4	0 4	2 4	3 2	0 2	2 4	2 6	0 0	18.6 16.3		9.50 9.80	15.655 14.865	43.755 52.065	95.820
4.	#36830	HARIMA	Kokone	JPN	2005	0 4	1 2	0 4	2 2	2 4	2 4	0 3	2 2	4 4	0 6	18.5 16.5		9.90 9.50	15.150 14.725	43.550 51.825	95.375	
5.	#33956	STALIAROVA	Aliaksandra	BLR	2004	0 4	1 2	2 4	2 2	0 4	3 6	2 4	2 4	2 3	2 0	18.4 16.3		9.80 9.20	15.775 15.075	43.975 51.375	95.350	
6.	#33957	SHALK- OUSKAYA	Zlata	BLR	2004	0 4	1 2	2 4	3 2	2 4	3 4	2 4	2 2	4 3	0 0	17.9 16.7		9.60 9.10	15.715 15.255	43.215 51.255	94.470	
7.	#41295	COLAK	Elif	TUR	1905	0 5	2 3	0 6	2 2	3 4	2 2	0 4	0 4	2 4	1 6	18.6 15.8		9.40 8.90	15.680 14.310	43.680 49.710	93.390	
8.	#32829	BUTOLINA	Viktoriya	KAZ	2004	0 5	2 6	2 6	4 4	4 6	3 3	3 4	1 5	1 4	4 7	2 2	17.4 14.8		9.50 9.60	15.275 14.340	42.175 50.840	93.015
9.	#46640	SHMELEVA	Veronika	RUS	2004	2 4	2 4	2 6	3 3	1 6	4 2	2 4	2 6	4 4	0 0	17.2 15.7		9.80 9.30	15.045 14.105	42.045 50.405	92.450	
10.	#44489	AKSAMENTA- VA	Milena	BLR	2004	0 4	0 2	2 4	4 2	3 4	6 4	3 4	2 6	2 4	4 8	0 0	17.4 15.8		9.50 8.80	15.730 14.925	42.630 49.725	92.355
11.	#33276	PARULUA	Megi	GEO	2004	3 5	4 5	2 6	4 4	2 4	4 4	2 4	2 4	2 4	0 0	17.3 15.6		9.30 9.20	15.690 14.845	42.290 49.845	92.135	
12.	#41899	SPRING	Josephine	GBR	2005	2 4	2 4	2 7	1 6	4 6	4 4	2 4	2 4	2 4	4 0	17.5 15.3		9.60 9.00	15.440 14.530	42.540 49.330	91.870	
13.	#42922	IMLE	Vanessa	GER	2004	2 4	2 4	2 4	4 4	4 4	5 4	2 2	2 4	4 4	0 0	17.1 16.2		9.60 8.6	15.775 15.360	42.475 49.360	91.835	
14.	#42735	HERNANDO	Ava	USA	2005	2 4	2 4	3 5	2 4	2 4	2 6	4 4	2 4	1 4	6 4	1 0	17.3 15.7		9.40 9.30	15.280 13.855	41.980 49.855	91.835
15.	#42740	MCNARY	Krista	USA	2004	2 6	2 5	4 6	4 4	4 8	4 8	4 6	2 6	2 6	3 6	2 10	16.7 12.9		9.80 8.90	16.255 15.525	42.755 48.925	91.680
16.	#42925	FREY	Luka Kristien	GER	2004	4 4	3 3	2 4	2 4	4 4	2 4	4 6	2 2	4 4	0 0	17.1 16.1		9.60 9.2	15.465 14.590	42.165 49.490	91.655	
17.	#40785	MEIER	Noelle	SUI	2004	1 6	3 4	0 6	2 4	4 6	4 4	6 6	2 4	1 4	4 4	2 2	17.1 15.0		9.70 9.10	15.685 14.980	42.485 -0.2 → 48.580	91.065
18.	#40814	APAKIDZE	Anano	GEO	2004	2 6	2 4	3 6	2 6	4 6	2 6	4 5	3 4	3 4	4 10	1 2	17.0 14.1		9.20 8.90	16.005 14.660	42.205 48.860	91.065
19.	#36639	FRENCH	Sienna	NZL	2005	0 6	2 4	1 4	2 2	2 4	4 2	4 4	1 4	3 4	4 4	0 2	17.7 16.0		9.40 9.30	15.095 14.140	42.195 48.640	90.835
20.	#41548	BROUSSE	Clea	FRA	2004	4 4	2 4	4 6	2 4	6 4	4 4	3 5	2 4	2 4	4 6	2 2	16.5 15.3		9.60 9.40	15.085 14.345	41.185 49.445	90.630
21.	#44602	CECCHI	Chiara	ITA	2004	2 4	6 3	4 3	4 2	4 4	3 2	4 6	2 4	4 4	4 6	1 1	16.2 16.1		9.40 9.6	15.360 14.590	40.960 49.390	90.350
22.	#41300	WARZECHA	Brooke	USA	2004	2 6	2 4	4 6	3 6	4 5	5 6	4 6	2 6	2 4	4 8	0 20	16.8 12.3		9.30 9.10	15.765 15.205	41.865 48.305	90.170
23.	#41997	DOMINEY	Laura	GBR	2005	2 4	3 4	0 4	2 2	4 4	6 3	4 6	2 6	2 5	4 8	3 2	16.8 15.2		9.80 9.40	15.140 14.580	41.740 48.380	90.120
24.	#36228	OVCARUKA	Darja	LAT	2005	0 4	0 6	2 6	3 5	2 6	4 7	6 8	1 4	2 4	2 8	0 2	17.8 14.0		9.40 8.90	14.585 13.055	41.785 47.755	89.540
25.	#41297	GUSTAVSON	Alexis	USA	2005	2 6	2 4	4 6	2 5	4 5	4 6	4 6	3 6	3 5	6 6	2 2	16.4 14.3		9.20 9.20	15.155 14.570	40.755 48.570	89.325
26.	#44002	SCHWERTZ	Amandine	FRA	2004	2 4	2 6	2 6	3 6	4 4	4 5	5 6	4 6	2 4	4 5	1 4	16.7 14.4		9.80 9.30	14.570 13.620	41.070 47.620	88.690
27.	#46314	PINNOCK	Liana	CAN	2004	2 6	4 4	3 6	2 4	4 6	4 6	3 6	4 8	2 6	4 6	0 0	16.8 14.2		9.50 9.60	14.625 13.735	40.925 47.635	88.560
28.	#42603	MOURATIADI	Anna Maria	GRE	2005	0 5	2 4	1 6	2 5	4 4	4 4	4 4	2 2	2 4	4 6	0 1	17.5 15.5		9.50 8.7	14.140 13.865	41.140 46.965	88.105
29.	#34277	KARAKUS	Sila	TUR	2004	2 6	6 6	5 7	4 6	4 6	4 4	5 6	4 4	2 4	6 8	4 2	15.4 14.1		9.30 8.90	15.200 14.640	39.900 47.940	87.840













						S1	S2	S3	S4	S5	S6	S7	S8	S9	S10	L	E	D	H	Time	Total	Score
30.	#36223	SARAFOVA	Diana	 BUL	2005	4 6	2 4	3 4	3 8	4 6	2 4	6 4	2 6	4 4	4 6	0 1	16.6 14.7		9.30 9.40	14.425 13.710	40.325 47.510	87.835
31.	#33135	BITTERLI	Lavinia	 SUI	2004	0 6	4 4	2 4	3 6	4 6	4 4	4 4	2 5	4 4	6 4	2 3	16.5 15.0		9.00 9.20	14.850 14.015	40.350 47.315	87.665
32.	#33781	BRANA	Alejandra	 ESP	2004	2 6	4 6	4 4	4 5	6 4	4 6	4 6	2 4	4 6	5 10	2 3	15.9 14.0		9.70 10.0	14.625 13.800	40.225 47.000	87.225
33.	#46381	VALLE	Camila	 MEX	2004	2 4	2 2	4 4	2 4	3 4	2 6	4 6	2 4	4 6	6 7	4 3	16.5 15.0		9.50 8.2	14.455 14.310	40.455 46.610	87.065
34.	#31231	VAN HAM	Julia	 NED	2004	4 8	4 5	6 6	6 4	5 6	6 6	6 4	4 4	4 4	6 8	2 3	14.7 14.2		9.00 9.7	14.710 14.920	38.410 48.320	86.730
35.	#41089	MAZAR	May	 ISR	2005	2 6	3 5	2 7	4 6	6 4	5 6	3 8	2 6	3 6	4 6	0 2	16.6 13.8		9.50 9.1	13.815 13.615	39.915 45.415	85.330
36.	#37596	CASTELLANOS	Nicole	 COL	2004	2 6	2 7	4 6	4 6	4 5	4 6	5 6	4 8	4 6	4 6	2 3	16.1 13.5		9.40 9.50	14.780 13.635	40.280 -0.4 → 44.735	85.015
37.	#41368	YALCIN	Livanur	 TUR	2004	1 6	3 5	0 6	2 6	3 6	6 8	6 8	6 6	3 6	6 8	3 4	16.1 13.1		9.20 9.00	14.740 13.755	40.040 44.955	84.995
38.	#41881	KUKKONEN	Kiia	 FIN	2004	2 6	2 6	0 6	2 7	4 6	4 4	3 6	2 6	3 6	3 8	0 2	17.5 13.7		9.40 7.8	13.695 13.730	40.595 44.330	84.925
39.	#34572	KLEMM	Merlin	 EST	2004	3 6	4 8	4 8	5 6	4 6	5 6	6 6	3 6	4 6	6 6	2 2	15.4 13.4		9.40 9.00	14.815 14.340	39.615 44.940	84.555
40.	#46012	MORENO	Andrea	 MEX	2005	2 6	4 4	4 6	4 6	4 4	4 6	4 6	2 4	4 6	5 8	0 6	16.3 13.8		9.40 7.8	13.920 13.630	39.620 44.430	84.050
41.	#36286	RYSAVA	Barbora	 CZE	2004	4 5	2 2	2 4	2 2	4 4	4 4	2 8	0 8	3 10	4	0	17.3 13.3		9.40 7.7	15.080 13.465	41.780 42.065	83.845
42.	#37011	BORGES	Sarai	 MEX	2005	7 5	6 4	6 4	4 4	4 6	5 6	4 6	2 4	4 4	4 6	0 1	15.4 15.0		9.20 8.1	13.540 13.050	38.140 45.450	83.590
43.	#42469	LOPEZ	Katya	 MEX	2004	4 5	5 4	2 6	4 5	2 4	4 6	4 6	5 4	4 6	4 9	3 20	15.9 12.5		9.10 8.1	14.390 13.870	39.390 43.970	83.360
44.	#41173	KOZLOVA	Ksenija	 LTU	2004	5 6	6 6	5 6	6 6	8 6	7 6	6 6	6 6	6 6	6 8	2 2	13.7 13.6		9.40 8.6	14.140 13.625	37.240 45.425	82.665
45.	#42635	SAMELSELG	Hanna	 EST	2005	3 6	4 4	4 7	4 6	6 8	6 7	4 6	4 5	5 6	8 8	2 2	15.0 13.5		9.30 7.6	13.455 13.505	37.755 44.305	82.060
46.	#45870	AHTIAINEN	Sofia	 FIN	2004	2 4	4 5	4 6	4 6	5 6	4 6	4 2	6 4	2 4	10 6	4 4	15.1 14.7		9.30 5.5	13.790 13.715	38.190 42.915	81.105
47.	#46103	SADEK	Shereen	 EGY	2005	4 6	5 4	3 4	4 6	4 6	6 5	5 8	4 8	6 6	6 6	2 2	15.1 13.9		9.30 6.3	13.295 13.270	37.695 42.470	80.165
48.	#42397	ABDELMOATY	Nourelrah- man	 EGY	2004	4 4	4 4	4 6	4 4	4 6	6 6	6 6	6 8	7 6	7 8	0 1	14.9 14.1		9.50 5.5	12.295 12.285	36.695 41.085	77.780
49.	#45881	TANG	Yuet Hei	 HKG	2005	2 2	7 6	6 4	6 4	6 4	6 6	4 8	5 2	6 4	6	2	13.2 15.2		9.10 4.8	11.705 12.920	34.005 42.720	76.725
50.	#45882	TEE	Yu Fang	 HKG	2005	4 3	6 6	4 4	6 6	6 4	6 6	2 6	5 2	8 4	10 4	4	13.3 14.5		8.40 4.8	11.640 13.010	33.340 41.710	75.050
51.	#46134	AHMED	Mariam	 EGY	2005	4 6	4 6	6 4	6 6	8 7	6 8	8 7	6 8	7 4	8 8	2 20	13.5 11.6		9.40 5.2	11.975 12.145	34.875 38.645	73.520
52.	#46463	FERREIRA	Jasmim	 BRA	2004	2 4	4 2	5 4	4 4	4 4	4 6	4	2	4	6	0	16.1 9.6		9.40 3.6	13.160 8.280	38.660 27.180	65.840
53.	#32895	DENISOVA	Polina	 RUS	2004	0 4	2 2	0 4	2 3	2	3	3	2	3	4	1	17.8 6.7		9.60 4.6	15.805 6.460	43.205 21.460	64.665
54.	#44154	POILVET	Isalyne	 FRA	2004	2 6	5 4	4 4	4 6	6 8	4	4	4	2	4	0	16.1 7.2		8.90 5.7	14.325 7.175	39.325 24.275	63.600
55.	#42924	BRAAF	Luisa	 GER	2004	2 4	2 6	1	2	2	2	5	1	2	6	2	17.3 3.0		9.40 2.1	14.920 2.945	41.620 9.745	51.365
56.	#45132	KARAKAS	Sena Elcin	 TUR	2004	4 6	4 6	2	4	4	6	3	2	3	4	2	16.2 2.8		9.40 2.5	14.830 3.040	40.430 9.940	50.370
57.	#34593	COWLES	Kate	 NED	2004	2 6	4	6	6	4	4	5	6	4	6	2	15.1 1.4		8.70 1.3	15.005 1.530	38.805 4.930	43.735
58.	#42575	ZARZUELA	Natalia	 ESP	2004	2	2	2	4	4	3	5	6	3	4	2	16.3		8.80	15.215	40.315 0	40.315








26th FIG Trampoline Gymnastics World Age Group Competitions 15-18 November, St.Petersburg, Russia  
Individual trampoline – IND Men 15-16 – Qualification

					S1	S2	S3	S4	S5	S6	S7	S8	S9	S10	L	E	D	H	Time	Total	Score	
1.	#36811	NISHIOKA	Ryusei		2003	0	2	0	2	2	2	0	2	4	4	0	18.2		9.50	17.555	45.255	101.590
				JPN		4	4	4	4	4	6	5	5	4	4	0	15.6	15.4	8.90	16.435	56.335	
2.	#23897	BUNGO	Terumichi		2002	0	2	1	2	1	2	0	2	2	3	0	18.5		9.50	17.455	45.455	100.910
				JPN		4	4	4	4	4	4	4	4	4	4	0	16.0	12.9	9.50	17.055	55.455	
3.	#24167	ARLOU	Matsvei		2002	0	1	0	2	2	3	2	1	4	6	2	17.7		9.40	17.045	44.145	100.415
				BLR		3	4	4	4	4	5	4	3	4	6	0	15.9	15.0	9.50	15.870	56.270	
4.	#30823	STANKEVICH	Sebastsyan		2003	0	0	2	2	0	2	2	0	2	4	0	18.6		8.90	16.920	44.420	100.275
				BLR		4	4	4	3	4	4	4	3	2	4	0	16.4	14.2	9.10	16.155	55.855	
5.	#36809	FUJIMOTO	Takumi		2002	0	1	0	2	1	2	0	2	2	2	2	18.6		9.90	17.000	45.500	99.800
				JPN		6	6	4	6	6	4	4	6	6	6	2	14.4	14.4	9.40	16.100	54.300	
6.	#44475	NEUDACHIN	Roman		2002	4	2	2	0	2	1	1	0	2	3	0	18.3		9.40	17.050	44.750	99.790
				RUS		4	3	4	4	6	6	6	6	5	4	0	15.2	14.2	9.00	16.640	55.040	
7.	#31144	SANTOS	Lucas		2002	1	1	0	4	4	4	3	4	2	3	0	17.4		9.50	17.160	44.060	99.435
				POR		4	4	4	6	5	4	5	6	4	6	3	14.9	15.0	9.30	16.175	55.375	
8.	#41449	VALYNTSAU	Daniil		2002	1	0	0	2	0	2	2	0	2	5	0	18.6		9.40	17.725	45.725	99.210
				BLR		4	4	4	4	4	8	10	6	8	8	0	14.0	14.4	9.00	16.085	53.485	
9.	#31259	DUTRA	Rayan		2002	0	0	2	2	3	1	2	0	0	0	0	19.0		9.60	16.990	45.590	98.915
				BRA		2	4	4	3	4	4	4	4	3	6	20	14.2	14.0	9.10	16.025	53.325	
10.	#42275	VERDEROSA	Nicholas		2002	2	2	2	0	2	2	1	1	4	4	1	17.9		9.70	16.320	43.920	98.535
				USA		6	2	6	4	5	4	4	5	4	6	2	15.2	14.2	9.40	15.815	54.615	
11.	#31138	BABYONISHEV	Nikita		2002	2	2	2	1	3	2	4	2	2	4	4	17.2		9.30	17.450	43.950	98.535
				UZB		4	4	4	6	5	6	6	6	6	6	0	14.7	14.2	9.40	16.285	54.585	
12.	#31331	ROESLER	Manuel		2002	0	2	1	1	2	1	3	4	2	4	0	18.0		9.70	17.005	44.705	98.305
				GER		4	6	5	4	6	6	4	4	5	6	0	15.0	13.3	9.30	16.000	53.600	
13.	#24948	MARTINS	Goncalo		2002	0	0	0	2	2	2	3	2	2	2	2	18.3		9.50	17.265	45.065	98.165
				POR		4	4	6	4	6	6	6	5	6	6	2	14.5	13.6	8.90	16.100	53.100	
14.	#34199	GILBERT	Logan		2002	1	0	0	2	2	3	2	2	0	3	0	18.5		9.50	16.945	44.945	97.875
				USA		4	4	5	4	7	8	6	8	5	6	0	14.3	14.4	8.80	15.430	52.930	
15.	#24205	FRANCO	David		2002	3	2	3	4	3	2	3	2	2	4	1	17.1		9.10	16.345	42.545	97.080
				ESP		4	6	4	4	4	3	4	6	4	6	0	15.5	14.6	9.00	15.435	54.535	
16.	#32827	BARKOV	Roman		2002	1	2	2	4	2	4	2	2	4	4	0	17.3		8.90	17.150	43.350	97.050
				KAZ		4	4	5	6	6	5	6	5	4	6	0	14.9	13.5	8.80	16.500	53.700	
17.	#32646	PATISSO COLONNA	Samuele		2003	1	2	2	4	2	4	2	4	3	4	0	17.2		9.50	16.630	43.330	97.040
				ITA		6	4	6	6	6	4	4	4	6	8	0	14.6	14.2	9.10	15.810	53.710	
18.	#29926	MARIN	Hugo		2002	0	1	0	2	1	0	0	2	4	2	0	18.8		9.50	16.440	44.740	96.000
				MEX		4	3	5	4	5	6	6	6	6	7	20	12.8	14.4	8.90	15.160	51.260	
19.	#24577	MARTINEZ	Andres		2002	0	1	1	4	4	4	2	3	3	4	2	17.2		9.00	17.580	43.780	95.890
				ESP		6	4	6	5	7	8	6	6	6	9	2	13.5	14.2	8.40	16.010	52.110	
20.	#41429	REMPALSKI	Kacper		2003	2	2	4	5	4	4	4	2	2	4	0	16.7		9.00	16.055	41.755	95.135
				POL		4	4	4	6	4	4	6	5	10	4	2	14.7	13.6	9.30	15.780	53.380	
21.	#30799	FJODOROV	Ilja		2003	2	1	2	3	2	2	4	4	6	4	3	16.7		8.70	16.215	41.615	95.070
				LAT		4	4	4	5	5	6	6	7	6	8	2	14.3	14.1	9.00	16.055	53.455	
22.	#41496	URMANOV	Marat		2002	1	2	2	2	3	2	2	0	3	4	1	17.8		8.90	16.260	42.960	94.820
				KAZ		4	6	6	6	6	6	5	4	5	7	1	14.4	13.3	9.10	15.060	51.860	
23.	#33899	PAPADATOS	Apostolos		2003	0	2	2	2	2	2	2	2	1	6	2	17.7		9.40	16.135	43.235	94.660
				GRE		3	2	4	4	4	4	4	4	4	6	4	15.7	12.0	9.00	14.725	51.425	
24.	#36610	SCHLUTER	Patrick		2002	4	3	2	4	2	4	4	4	3	3	0	16.7		9.60	17.140	43.440	94.590
				AUS		7	6	10	8	6	6	6	4	4	4	0	13.9	12.8	9.00	15.450	51.150	
25.	#36436	YAGMUR	Emre		2002	3	4	3	3	2	2	3	4	2	4	3	16.7		9.50	16.670	42.870	93.725
				TUR		5	4	6	4	6	6	5	4	6	8	20	12.6	13.2	9.50	15.555	50.855	
26.	#36000	CARLSON	Roman		2002	2	6	2	3	4	4	2	4	4	3	4	16.2		8.80	16.425	41.425	93.625
				CAN		4	4	4	4	6	4	4	4	6	6	4	15.0	12.3	9.30	15.600	52.200	
27.	#24716	SOERMAN	Emre		2002	1	2	1	2	2	4	2	4	5	6	4	16.7		9.40	16.705	42.805	93.205
				NED		6	3	7	6	8	5	6	5	7	4	2	14.1	11.4	9.40	15.500	50.400	
28.	#41137	ARRUDA	Erik		2002	4	2	4	4	4	4	6	4	6	4	0	15.8		9.50	15.860	41.160	93.195
				CAN		5	8	8	6	6	4	4	6	6	6	0	14.1	13.1	9.40	15.435	52.035	
29.	#30266	HUTA	Kaiya		2002	0	2	2	4	4	6	6	4	2	4	4	16.2		9.40	16.545	42.145	92.800
				NZL		6	4	6	6	8	8	6	9	8	6	3	13.0	13.1	9.30	15.255	50.655	

						S1	S2	S3	S4	S5	S6	S7	S8	S9	S10	L	E	D	H	Time	Total	Score
30.	#46535	HOFMANN	Simon	 GER	2003	0 4	2 4	2 6	2 4	2 4	2 6	5 4	4 3	4 4	4 8	0 2	17.3 15.1		9.40 9.50	15.675 15.395	42.375 50.395	92.770
31.	#23826	TIELEMAN	Nard	 NED	2003	0 6	2 7	2 8	3 6	4 8	4 7	3 6	4 6	6 8	4 10	2 3	16.6 12.5		9.70 9.00	16.360 15.675	42.660 50.075	92.735
32.	#34271	ALTINDAG	Elmas Ertug	 TUR	2003	2 6	3 7	2 7	4 5	2 6	4 4	2 4	4 3	4 6	4 8	0 4	16.9 14.0		9.50 9.40	16.350 15.180	42.750 49.980	92.730
33.	#45778	HAGER	Robin	 SUI	2002	0 5	2 4	4 4	4 6	4 8	4 6	3 6	4 8	3 8	4 8	4 4	16.4 13.3		9.50 9.00	16.485 15.130	42.385 50.330	92.715
34.	#34499	FERRARI	Santiago	 ARG	2003	3 4	2 5	3 6	4 7	4 6	4 6	4 6	5 8	2 7	8 7	4 4	15.7 13.4		9.40 9.10	15.895 14.650	40.995 51.050	92.045
35.	#28980	DODD	Gavin	 CAN	2003	2 4	2 8	2 7	2 6	2 5	4 4	2 6	2 6	4 6	6 8	0 3	17.2 13.7		9.30 8.90	15.125 14.510	41.625 50.210	91.835
36.	#30837	LASKIN	Hleb	 BLR	2002	2 4	4 6	0 6	4 6	2 6	4 4	6 8	4 6	4 8	4 6	2 4	16.4 13.6		8.90 9.50	15.445 14.560	40.745 49.760	90.505
37.	#37551	ESCALLIER	Santiago	 ARG	2002	1 6	2 5	2 8	2 8	4 6	1 4	5 8	2 10	4 6	4 8	0 4	17.3 12.7		9.30 8.90	15.355 14.780	41.955 48.080	90.035
38.	#34536	ZAMZAM	Ahmed	 EGY	2002	4 4	6 4	4 5	4 4	5 6	4 6	4 6	4 3	4 3	6 8	0 0	15.5 15.1		9.20 9.20	15.240 14.910	39.940 49.810	89.750
39.	#33785	CID	Nicolas	 ESP	2002	5 6	4 6	4 8	4 7	4 7	4 8	4 6	2 8	4 8	5 10	2 20	15.8 10.6		8.90 9.30	15.670 15.355	40.370 48.555	88.925
40.	#37603	MONTOYA	Miguel	 COL	2003	2 6	6 4	4 6	4 7	4 10	4 8	4 8	2 8	4 7	4 8	0 2	16.2 12.6		9.60 8.60	15.275 14.205	41.075 47.405	88.480
41.	#36318	GALITSKIY	Sergey	 KAZ	2003	2 4	4 4	2 6	4 5	3 5	4 4	2 6	2 6	4 7	6	1	16.6 13.3		9.50 8.20	16.380 14.110	42.480 45.410	87.890
42.	#31926	ATTWELL	Cameron	 CAN	2002	3 4	3 2	1 3	2 3	4 2	4 4	4 4	4 5	6 6	5	3	14.9 15.9		7.90 9.10	14.680 15.545	37.480 50.145	87.625
43.	#37277	HOERNER	Emile	 FRA	2002	3 6	0 2	2 4	2 3	4 4	2 4	4 4	4 4	4 6	5	0	17.0 14.3		9.10 7.90	15.440 13.445	41.540 45.145	86.685
44.	#23925	BAYKOV	Igor	 RUS	2002	0 3	0 4	0 5	3 4	1 5	2 6	5 8	10 9		4	2	13.9 14.2		7.30 8.50	13.470 16.085	32.670 51.785	84.455
45.	#36590	SIWA	Siyabulela	 RSA	2003	4 8	6 8	4 10	5 8	7 10	9 10	8 8	7 10	10 7	6 8	4 20	13.0 9.3		9.00 8.80	16.105 15.460	36.105 47.360	83.465
46.	#46241	SITZ	Weston	 USA	2002	3 6	4 4	4 4	2 4	5 4	4 6	4 4	4 10	2	4	0	16.4 11.8		9.00 6.70	15.995 12.275	41.395 39.975	81.370
47.	#42138	LEROUX	Baptiste	 FRA	2003	3 6	2 4	2 6	3 7	4 6	3 4	4 6		4	4	0	11.9 14.7		6.60 9.30	11.085 15.135	29.585 50.535	80.120
48.	#41692	MIZRACHI	Eyal	 ISR	2002	6 6	6 5	7 6	5 8	6 10	8 8	6 9	6 8	6 6	8 8	2 4	13.4 12.2		8.20 8.90	13.920 13.785	35.520 44.585	80.105
49.	#34186	SAVELAINEN	Joel	 FIN	2003	2 6	3 6	6 8	7 8	4 10	4 10	4 8	4 8	5 10	10	4	14.7 10.6		8.90 8.20	15.225 12.415	38.825 39.315	78.140
50.	#34705	BUDDE	Max	 GER	2002	1 5	2 6	1 6	2 7	3 8	6 6	4 6	6 6	3	4	2	16.6 8.2		9.20 5.30	16.770 9.315	42.570 30.615	73.185
51.	#42901	FELISBINO	Pedro	 BRA	2003	3 6	6 6	6 6	6 6	8 8	8 6	8 6	8 8	10 8			11.7 12.0		8.30 8.40	13.180 13.350	31.180 40.750	71.930
52.	#42272	LAUXTERMANN	Caio	 GER	2003	1 6	2 6	2 6	2 4	3 6	2	4	4	1	2	0	17.7 7.2		9.20 4.30	16.635 8.205	43.535 -0.2 → 27.105	70.640
53.	#33817	KURGANNIKOV	Aleksandr	 RUS	2002	2 4	1 3	1 2	2 4	2	0	2	0	0	0	0	19.0 6.7		9.40 6.10	17.240 6.730	45.640 23.330	68.970
54.	#30098	RAMACCI	Zachary	 USA	2003	3 6	4 6	2 8	4 8	4 8	5	4	2	4	6	2	16.0 6.4		9.50 3.90	16.850 7.820	42.350 25.720	68.070
55.	#36710	KIVINIEMI	Teppo	 FIN	2002	6 6	6 6	6 7	6 8	6 6	6 8	6	8	6	6	1	13.7 7.9		9.20 5.30	15.185 8.830	38.085 28.730	66.815
56.	#24522	COSTLEY	Blake	 NZL	2002	1 4	2 4	2 6	4 8	4	4	2	4	4	4	0	16.9 5.8		9.50 3.70	16.975 6.620	43.375 22.220	65.595
57.	#34738	CHRISTIE	Liam	 AUS	2002	2 4	0 4		3 4	4 4	6 6	6 6	6 6	6 6	2		3.8 14.9		2.00 9.20	3.595 16.135	9.395 54.635	64.030
58.	#31448	LOGIN	Dmitrii	 RUS	2003	2 4	0 6	2 10	2	2	0	0	1	2	4	1	18.4 4.0		9.70 4.10	17.850 5.145	45.950 15.745	61.695



					S1	S2	S3	S4	S5	S6	S7	S8	S9	S10	L	E	D	H	Time	Total	Score	
59.	#36116	WALDNER	Luc	 SUI	2002	0	2	2	4	4	4	2	3	4	4	2	16.9		9.40	16.950	43.250	59.510
						6	8	6								4.0	4.6	2.70	4.960	16.260		
60.	#31119	SILVA DOMINGOS	Rui	 POR	2002	2	1	0	4	4	4	2	4	6	4	0	16.9		9.60	17.650	44.150	58.975
						4	8	8								4.0	3.6	2.30	4.925	14.825		
61.	#31393	PERZAMANOS	Zak	 GBR	2003	1	2	0	4	4	2	4	2	4	4	0	17.3		9.50	17.775	-0.2 →	55.660
						4	5									3.1	3.0	1.70	3.485	44.375	11.285	
62.	#34275	DUMAN	Muhammet Emin	 TUR	2003	2	2	1	4	5	4	6	4	4	6	2	16.0		8.90	16.125	41.025	46.555
						6										1.4	1.5	1.00	1.630	5.530		
63.	#41882	TAVAST	Aaro	 FIN	2003	2	4	3	4							6.7		3.80	6.305	16.805	36.315	
						6	3	6	6							5.9	4.0	3.30	6.310	19.510		

Generated by [sporttech.io](http://sporttech.io) official scoring system at **Nov 17, 2018 2:40:38 PM**. Live results at [www.sporttech.io/explore](http://www.sporttech.io/explore).





26th FIG Trampoline Gymnastics World Age Group Competitions 15-18 November, St.Petersburg, Russia  
Individual trampoline – IND Women 15-16 – Qualification

					S1	S2	S3	S4	S5	S6	S7	S8	S9	S10	L	E	D	H	Time	Total	Score	
1.	#31058	BELIANKINA	Vera	RUS	2002	0	0	2	1	0	2	2	2	2	0	18.7		9.60	16.150	44.450	97.930	
						4	4	4	3	6	4	4	4	5	5	2	15.5	13.5	9.40	15.280	-0.2 → 53.480	
2.	#30825	YARSHOVA	Katsiaryna	BLR	2003	0	0	0	1	2	2	2	0	2	4	0	18.7		9.40	15.515	43.615	97.490
						5	4	4	3	4	4	4	2	3	5	0	16.2	13.3	9.70	14.675	53.875	
3.	#33999	TANAKA	Saki	JPN	2003	0	2	2	2	2	2	0	2	3	4	2	17.9		9.80	16.175	43.875	96.585
						4	4	4	4	4	4	4	4	6	4	0	15.8	12.5	9.10	15.310	52.710	
4.	#30822	SHADZKO	Palina	BLR	2003	2	0	2	0	2	2	2	0	2	4	0	18.4		9.30	16.640	44.340	96.460
						2	2	4	2	4	4	4	1	4	3	0	17.0	10.2	9.00	15.920	52.120	
5.	#31059	NAZUKOVA	Daria	RUS	2003	0	1	1	2	0	0	1	0	2	2	0	19.1		9.60	16.110	44.810	96.270
						5	4	6	4	6	4	4	4	5	0	15.4	12.8	8.80	14.460	51.460		
6.	#36828	SAKURAI	Ena	JPN	2003	0	0	2	2	2	3	0	2	2	4	0	18.3		9.70	16.105	44.105	96.030
						4	4	4	3	4	4	4	3	6	6	0	15.8	11.9	9.00	15.225	51.925	
7.	#24895	FETKULINA	Ekaterina	RUS	2002	0	0	1	2	2	0	4	4	4	3	1	17.9		9.80	15.970	43.670	94.530
						4	4	6	3	4	3	4	5	6	6	0	15.5	11.4	9.10	14.860	50.860	
8.	#31330	SCHULDT	Christine	GER	2002	0	2	0	2	4	2	2	4	3	4	0	17.7		9.60	15.865	43.165	93.880
						6	4	6	4	3	2	5	8	6	6	0	15.0	11.4	9.40	14.915	50.715	
9.	#30889	SENER	Sydney	USA	2002	4	1	2	2	3	4	4	2	3	2	1	17.2		9.30	15.850	42.350	93.770
						4	4	5	4	4	4	4	6	6	9	2	14.8	13.1	8.60	14.920	51.420	
10.	#33509	CHAVARRIA	Marina	ESP	2002	2	0	2	2	2	2	3	2	4	4	0	17.7		9.60	16.200	43.500	93.690
						4	2	4	4	4	6	6	4	5	9	1	15.1	10.8	9.00	15.290	50.190	
11.	#37878	MAHSUDOVA	Seljan	AZE	2003	0	2	2	2	4	3	3	0	4	4	0	17.6		9.10	15.670	42.370	93.295
						4	4	4	4	4	6	4	6	6	6	0	15.2	12.3	8.90	14.525	50.925	
12.	#34368	PAPADIMITRIOU	Anastasia	GRE	2003	2	2	2	3	2	0	1	1	0	4	0	18.3		9.80	14.810	42.910	92.980
						4	4	6	4	4	4	4	2	3	4	0	16.1	10.3	9.30	14.370	50.070	
13.	#33275	DASHNIANI	Sophio	GEO	2003	2	0	2	2	1	2	4	4	4	4	0	17.5		9.30	15.685	42.485	92.975
						6	4	6	4	4	2	5	4	4	4	2	15.5	10.6	8.90	15.490	50.490	
14.	#24610	KHODEVTSEVA	Viktoriiia	RUS	2002	2	2	2	2	4	2	2	0	2	3	0	17.9		9.50	15.615	43.015	92.975
						4	6	6	4	6	5	6	4	6	6	2	14.5	11.5	9.20	14.760	49.960	
15.	#41638	AMANO	Maia	USA	2003	4	2	2	2	3	2	3	2	2	2	0	17.6		9.50	15.370	42.470	92.615
						6	8	6	5	6	4	4	7	9	6	0	13.9	13.3	8.90	14.045	50.145	
16.	#45816	CLARKE-MAY	Willow	GBR	2003	2	3	2	2	1	2	3	4	2	6	0	17.3		9.80	15.500	42.600	92.460
						4	6	4	6	6	6	6	4	2	4	4	14.8	10.5	9.40	15.160	49.860	
17.	#30890	NAKAMURA	Kayttie	USA	2002	4	4	4	4	4	4	4	3	2	4	0	16.3		9.20	15.015	40.515	91.990
						6	4	6	4	6	4	4	6	6	7	2	14.5	13.4	9.20	14.375	51.475	
18.	#41990	KAGNICI	Neval	TUR	2002	0	2	0	2	2	2	3	3	0	2	0	18.4		9.60	15.085	43.085	91.985
						6	2	4	4	6	4	4	4	4	6	1	15.5	9.4	9.30	14.700	48.900	
19.	#41536	RIOU	Zelie	FRA	2003	2	0	2	2	4	3	2	0	1	3	0	18.1		9.50	15.275	42.875	91.780
						4	4	6	4	4	6	5	4	4	5	0	15.4	10.2	8.70	14.605	48.905	
20.	#31391	HOVE	Brodie	GBR	2003	0	2	1	2	3	3	4	4	4	4	0	17.3		9.40	15.480	42.180	91.730
						6	4	6	5	6	7	4	4	5	4	2	14.7	11.0	9.30	14.550	49.550	
21.	#42910	PAPE	Nina	GER	2003	0	2	1	4	4	2	4	3	2	4	2	17.2		9.70	15.380	42.280	91.545
						6	4	4	2	4	4	4	3	4	4	0	16.1	9.1	9.40	14.665	49.265	
22.	#46387	SARMENTO	Marta	POR	2002	0	2	3	4	2	2	4	2	2	4	4	17.1		9.60	15.260	41.960	91.370
						4	4	2	4	4	4	4	6	4	4	1	15.9	9.7	9.10	14.710	49.410	
23.	#34278	MUSLUK	Sila	TUR	2003	2	4	3	2	3	3	4	1	4	5	0	16.9		9.20	15.460	41.560	91.325
						6	6	6	4	4	3	4	4	4	5	0	15.4	10.4	9.20	14.765	49.765	
24.	#31323	STOEHR	Gabriela	GER	2002	0	2	2	2	2	2	2	4	4	4	0	17.6		9.70	15.605	42.905	91.075
						6	4	4	2	4	5	4	4	6	7	0	15.4	9.0	9.20	14.570	48.170	
25.	#33751	BOUCHER	Alexandra	CAN	2002	2	4	3	2	2	3	2	0	4	4	0	17.4		9.00	14.525	40.925	90.810
						6	2	4	4	4	6	6	4	6	6	2	15.0	11.7	8.90	14.285	49.885	
26.	#34667	ZIMMERMACKEL	Jana	GER	2003	0	2	2	4	3	4	2	4	2	4	2	17.1		9.10	15.155	41.355	90.650
						4	4	4	3	4	4	4	4	4	4	0	16.1	8.6	9.50	15.095	49.295	
27.	#23795	GLASL	Fiona	SUI	2002	1	2	0	2	3	2	2	4	4	4	2	17.4		9.20	14.965	41.565	90.650
						6	4	4	6	6	4	4	4	4	4	2	15.2	9.7	9.40	14.785	49.085	
28.	#31273	VAN DEN HEUVEL	Caitlin	NED	2003	0	2	3	3	2	4	2	2	2	4	0	17.6		9.50	15.010	42.110	90.065
						6	6	8	6	7	6	6	4	4	6	0	14.1	10.3	9.20	14.355	47.955	
29.	#31313	BEYROUTI	Jade	FRA	2002	3	4	4	4	4	4	4	3	2	4	2	16.2		9.30	14.950	40.450	89.785
						6	5	6	4	8	3	4	7	6	6	0	14.5	11.2	9.10	14.535	49.335	
30.	#31925	BONHAM	Maja	CAN	2002	0	2	2	3	4	4	2	3	4	4	0	17.2		9.60	14.800	41.600	89.580
						2	6	7	6	6	9	10	6	5	6	0	13.7	11.1	9.20	13.980	47.980	
31.	#41328	MOISEEV	Sophia	CAN	2002	2	1	2	3	4	4	2	2	4	5	0	17.1		9.60	15.155	41.855	89.465
						6	4	4	6	6	6	7	6	8	10	0	13.7	10.5	9.40	14.010	47.610	



















						S1	S2	S3	S4	S5	S6	S7	S8	S9	S10	L	E	D	H	Time	Total	Score
32.	#31268	PODESTA	Valentina	 ARG	2003	2	2	4	4	4	4	6	4	2	4	0	16.4		9.60	14.980	40.980	89.160
						1	2	4	6	6	4	5	4	6	8	2	15.2	8.4	9.70	14.880	48.180	
33.	#29028	YENDLEY	Jordyn	 CAN	2002	2	4	3	2	4	4	4	4	4	4	0	16.5		9.30	14.470	40.270	89.145
						2	2	4	6	6	4	4	4	4	7	1	15.6	9.5	9.70	14.075	48.875	
34.	#23893	MASUZAKI	Serina	 JPN	2002	0	2	2	3	4	4	0	7	7		15.1		8.40	14.175	37.675	89.115	
						5	4	4	3	4	4	4	4	6	6	0	15.6	11.9	8.90	15.040	51.440	
35.	#37554	SANCHEZ	Ivana	 ARG	2002	0	0	2	3	3	2	1	2	4	4	1	17.8		9.40	13.945	41.145	88.400
						4	6	4	2	6	4	4	3	4	5	2	15.6	8.7	9.30	13.655	47.255	
36.	#44440	CASANOVA	Ivanna	 MEX	2002	0	2	2	4	2	4	4	1	2	4	2	17.3		9.40	14.815	41.515	88.315
						6	4	4	6	5	5	4	4	6	8	0	14.8	9.2	8.90	13.900	46.800	
37.	#34580	BOEVE	Anja	 NED	2003	2	2	4	4	4	4	4	1	1	4	0	17.0		9.60	14.525	41.125	88.285
						6	6	6	4	8	7	6	4	4	8	2	13.9	10.1	9.30	13.860	47.160	
38.	#34369	LAIMOU	Savvina	 GRE	2002	1	2	2	4	8	5	6	4	2	4	0	16.2		9.30	14.760	40.260	88.270
						6	4	4	4	5	4	3	6	4	4	0	15.6	9.0	9.20	14.210	48.010	
39.	#34579	BOEVE	Terese	 NED	2003	2	3	4	4	2	4	3	1	2	3	2	17.0		9.70	14.370	41.070	88.000
						6	6	6	4	4	4	6	4	4	6	2	14.8	9.3	9.40	13.430	46.930	
40.	#31090	CAMPOS OLIVEIRA	Ana	 POR	2002	2	2	3	4	2	4	2	1	3	4	0	17.3		8.90	15.015	41.215	87.690
						4	4	5	6	4	8	6	5	5	8	2	14.3	8.6	8.70	14.875	46.475	
41.	#30947	CASTELLANOS	Gabriela	 MEX	2002	2	2	2	4	3	4	2	4	3	4	4	16.6		9.20	14.225	40.025	87.400
						4	3	5	4	4	2	4	4	6	4	4	15.6	8.1	9.30	14.375	47.375	
42.	#31243	STROES	Sophie	 NED	2003	3	2	4	4	4	3	4	2	3	5	0	16.6		9.10	14.250	39.950	87.395
						4	3	5	8	5	2	4	4	4	5	2	15.4	9.0	9.10	13.945	47.445	
43.	#31171	KORBELOVA	Sarka	 CZE	2002	4	2	3	4	4	2	4	2	4	5	0	16.6		9.40	14.555	40.555	86.980
						6	5	5	3	6	6	4	6	6	6	0	14.7	8.8	8.90	14.025	46.425	
44.	#31045	NUYTEN	Amelie	 BEL	1903	2	2	4	2	4	4	4	2	3	4	1	16.8		9.80	14.680	41.280	86.890
						6	6	6	8	8	8	6	4	5	7	2	13.4	9.3	9.20	13.710	45.610	
45.	#33784	SALAS	Maria	 ESP	2002	4	2	4	4	5	4	4	4	5	8	2	15.4		9.10	14.440	38.940	85.230
						6	5	5	8	7	6	6	4	6	9	2	13.6	9.8	9.00	14.090	-0.2 → 46.290	
46.	#46011	CANO	Julia	 ARG	2002	2	6	6	4	4	6	6	4	6	7	0	14.9		9.30	14.300	38.500	83.575
						7	6	6	4	7	7	6	7	6	6	0	13.8	7.6	9.40	14.275	45.075	
47.	#42398	LEVY	Noa	 ISR	2003	0	2	2	4	2	6	6	4	3	6	2	16.3		9.30	13.805	39.405	82.500
						6	4	5	5	7	8	6	6	6	20	12.1	9.1	9.20	12.695	43.095		
48.	#34520	ALY	Khadiga	 EGY	2003	5	5	4	6	6	4	6	3	4	4	0	15.3		9.80	13.305	38.405	82.195
						6	6	6	5	5	6	7	6	8	7	0	13.8	7.7	9.10	13.190	43.790	
49.	#32645	MURGO	Isabella	 ITA	2002	0	2	2	2	4	4	0	2	1	4	0	17.9		9.30	15.970	43.170	73.645
						4	2	4	4	6	6					9.4	6.8	5.10	9.175	30.475		
50.	#41880	KORHONEN	Ella	 FIN	2002	1	4	4	6	6	4	2	4	2	5	0	16.2		9.00	14.725	39.925	70.000
						4	2	6	4	4	3					9.7	5.8	5.40	9.175	30.075		
51.	#34064	AMADO	Margarida	 POR	2003	0	4	4	2	4	5	4	4	2	4	4	16.3		9.70	14.935	40.935	68.155
						6	6	6	10	10	8					7.4	5.7	5.40	8.720	27.220		
52.	#34527	ELEZAWY	Laila	 EGY	2003	6	9	10	8	8	9	6	7	6	5	0	12.6	-2.0	0.92	12.585	24.105	64.475
						6	8	6	8	7	8	7	6	6	5	0	13.3	5.2	9.20	12.670	40.370	
53.	#31089	CATARINO	Mariana	 POR	2002	0	2	2	5	4	4	4	1	2	4	0	17.2		9.50	15.305	42.005	62.240
						6	4	3	4							6.3	3.8	3.80	6.335	20.235		
54.	#36902	MARKKULA	Nea	 FIN	2002	1	2	0	2	3	4	0	3	3	4	3	17.5		9.60	15.345	42.445	60.760
						2	6	6	6							6.0	3.0	3.40	5.915	18.315		
55.	#34522	ELSHABRAWY	Farida	 EGY	2003	4	4	4	4	6	4	6	4	6	6	0	15.2		8.70	14.275	38.175	57.210
						4	4	4	6							6.2	3.5	3.50	5.835	19.035		
56.	#44603	ODASSO	Francesca	 ITA	2002	0	2	2	3	6	5	4	3	2	4	0	16.9		9.80	15.100	41.800	56.675
						6	6	6								4.2	3.3	2.80	4.575	14.875		
57.	#33786	PUENTE-DODD	Noa	 ESP	2002	0	2	2	2	4	2	3	2	0	4	0	17.9		9.40	15.110	42.410	56.570
						4	6	6								4.4	3.3	2.40	4.460	-0.4 → 14.160		
58.	#33630	SANZ	Erica	 ESP	2003	2	4	2	2	2	3	2	4	2	4	3	17.0		9.80	15.260	42.060	47.720
						4										1.6	1.5	1.00	1.560	5.660		
59.	#41897	ERAEHEIMO	Reea	 FIN	2003	2	2	4	4	4	4	8	4	4	6	1	15.7		9.60	15.395	40.695	46.040
						6										1.4	1.3	1.00	1.645	5.345		
60.	#30468	BRUNS	Miah	 USA	2003																-	0
																					-	

Generated by [sporttech.io](http://sporttech.io) official scoring system at Nov 17, 2018 2:37:54 PM. Live results at [www.sporttech.io/explore](http://www.sporttech.io/explore).



















26th FIG Trampoline Gymnastics World Age Group Competitions 15-18 November, St.Petersburg, Russia  
Individual trampoline – IND Men 17-21 – Qualification

					S1	S2	S3	S4	S5	S6	S7	S8	S9	S10	L	E	D	H	Time	Total	Score	
1.	#14110	SELYUTIN	Oleg	 RUS	1998	0 4	2 4	0 4	2 4	0 4	2 6	0 4	2 5	0 4	3 5	0	18.9 15.6		9.90 9.40	17.665 16.795	46.465 57.195	103.660
2.	#30849	DUDARAU	Aliaksei	 BLR	1999	0 2	0 4	0 4	2 2	0 4	2 4	2 4	2 5	0 4	4 6	0 1	18.8 16.0		9.10 9.20	17.765 16.530	45.665 57.730	103.395
3.	#31288	CHARTIER	Julian	 FRA	1999	0 4	2 4	0 3	2 4	1 4	2 4	2 4	2 4	4 6	4 6	2 0	17.9 15.7		9.10 9.30	17.600 17.235	44.600 58.235	102.835
4.	#14109	ZENKIN	Dmitrii	 RUS	1997	2 4	0 7	2 6	2 4	2 4	0 6	2 6	0 4	0 4	4 5	2 2	18.4 14.8		9.80 9.20	18.045 17.315	46.245 56.515	102.760
5.	#25105	TAVARES	Ruben	 POR	2001	0 4	1 4	0 4	4 4	2 4	4 5	2 5	2 4	2 4	2 4	0 0	18.1 15.8		9.10 9.60	18.000 16.670	45.200 57.070	102.270
6.	#14112	KRIVONOS	Vitaly	 RUS	1997	2 4	0 7	2 6	2 4	2 6	0 6	2 6	0 6	1 4	2 6	2 1	18.5 14.4		9.20 9.10	17.585 16.750	45.285 56.450	101.735
7.	#32830	GRACHYOV	Igor	 KAZ	2000	0 5	1 4	0 6	2 4	2 4	2 6	0 6	2 5	0 4	3 6	0	18.8 15.0		9.50 9.30	17.775 16.515	46.075 55.415	101.490
8.	#24484	WALKES	Corey	 GBR	2001	0 4	2 6	0 8	2 6	2 5	0 6	3 6	0 6	2 4	2 5	0	18.7 14.6		9.70 9.00	18.030 16.555	46.430 54.955	101.385
9.	#30325	BRETSCHER	Paul	 USA	1997	0 4	2 4	2 4	2 5	3 5	2 6	3 6	0 4	2 4	2 6	1 1	18.1 15.1		9.30 9.60	17.600 16.190	45.000 56.290	101.290
10.	#23392	DOROGIN	Alexey	 RUS	1999	2 4	2 4	2 4	0 4	2 6	0 6	0 6	1 4	0 6	3 6	0 1	18.8 14.9		9.60 8.90	17.395 16.265	45.795 55.465	101.260
11.	#17550	MIYANO	Toma	 JPN	1998	0 4	2 4	2 6	0 4	2 4	0 6	4 6	2 6	4 6	4 4	2 0	17.8 15.0		9.40 9.10	17.290 16.900	44.490 -0.4 → 56.600	101.090
12.	#24358	MAKRIS	Dimitrios	 GRE	2001	2 3	2 2	2 4	2 4	2 6	0 3	0 4	0 2	1 4	3 4	0	18.6 16.4		9.50 9.10	16.830 16.615	44.930 55.915	100.845
13.	#30397	PADILLA	Ruben	 USA	2001	1 2	0 6	2 8	0 5	2 6	1 6	2 6	0 4	2 4	1 5	0	18.9 14.8		9.50 9.20	16.470 15.495	44.870 54.895	99.765
14.	#36681	LAIDLAW	Reegan	 NZL	2001	2 4	4 2	2 4	2 4	2 4	2 5	3 6	2 7	4 5	2 6	2 2	17.3 15.1		9.80 9.40	17.340 16.005	44.440 55.305	99.745
15.	#31026	BRADSHAW	Alex	 GBR	1999	0 5	2 4	2 6	1 7	2 6	2 6	4 6	2 4	5 6	4 6	0	17.6 14.4		9.30 9.20	17.500 16.740	44.400 55.340	99.740
16.	#32650	LAVINO	Marco	 ITA	2001	0 3	2 4	4 6	2 4	2 6	0 4	2 3	2 3	1 4	3 4	0 1	18.2 15.8		9.80 8.90	17.135 15.995	45.135 54.495	99.630
17.	#34732	WISE	Phoenix	 AUS	2001	0 4	2 4	4 6	2 4	2 6	4 6	2 6	0 4	0 5	2 6	0	18.2 14.9		9.50 9.30	17.335 16.575	45.035 54.575	99.610
18.	#11981	TARBES	Bruno	 FRA	1997	0 4	1 4	2 5	2 4	2 6	1 4	2 4	0 5	2 4	6 6	0	18.2 15.4		9.10 9.00	17.215 16.265	44.515 54.865	99.380
19.	#24168	FOMCHANKA	Mikita	 BLR	2001	0 4	0 4	0 6	2 4	2 6	3 6	2 6	0 6	0 6	4 6	4 1	18.3 14.5		9.10 9.00	17.590 15.970	44.990 54.270	99.260
20.	#24918	SCHULDT	Matthias	 GER	2000	1 5	2 5	0 5	3 5	2 6	4 4	4 4	2 5	4 5	2 6	2 2	17.4 14.8		9.30 9.20	17.320 16.770	44.020 55.170	99.190
21.	#9308	MIHALEV	Mariyan	 BUL	1999	0 3	0 2	0 6	2 6	0 6	2 6	0 6	2 8	2 8	4 8	0	18.8 14.1		9.30 9.20	17.220 16.045	45.320 53.745	99.065
22.	#30787	GURER	Mert	 TUR	2000	0 3	0 1	2 6	3 4	0 4	2 4	3 4	4 4	0 4	2 6	4 1	18.0 15.9		9.50 8.50	17.075 16.375	44.575 54.175	98.750
23.	#24200	VILARASAU	Robert	 ESP	2001	0 4	2 4	1 4	2 4	4 6	2 5	2 6	2 2	2 4	2 6	1 0	18.0 15.5		9.30 9.10	17.650 16.300	-2.0 → 42.950 55.700	98.650
24.	#19938	ANTONS	Dmitrijs	 LAT	1997	3 4	4 4	3 4	2 4	4 4	0 1	2 6	2 6	0 5	2 6	0	17.8 15.6		8.80 8.60	16.915 16.160	43.515 54.760	98.275
25.	#25102	MAGALHAES	Miguel	 POR	1999	0 6	2 5	2 4	4 6	4 6	2 8	4 6	2 4	6 4	4 6	2	16.8 14.3		9.60 9.30	17.170 15.865	43.570 54.465	98.035
26.	#31000	UNNO	Hiroto	 JPN	2000	0 4	1 6	2 8	0 8	4 8	2 10	2 6	1 8	3 7	4 6	0 1	18.1 12.8		9.10 8.50	18.115 15.760	45.315 52.660	97.975
27.	#22944	TEILLERS	Roeland	 NED	1998	0 6	1 6	1 6	2 6	2 6	2 6	2 5	4 4	2 6	4 6	1 3	17.9 14.0		9.50 8.40	17.455 15.825	-0.3 → 44.555 53.025	97.580
28.	#36174	BAI	Ethan	 NZL	1998	0 5	0 4	0 6	2 4	0 6	5 6	4 5	4 7	4 6	3 6	0	17.8 14.5		9.60 9.30	16.975 15.355	44.375 53.155	97.530



					S1	S2	S3	S4	S5	S6	S7	S8	S9	S10	L	E	D	H	Time	Total	Score	
29.	#24908	HARTMANN	Felix	 GER	1999	0 4	1 6	3 5	0 4	2 7	2 7	3 6	4 4	5 6	2 6	4 2	17.4 14.3		8.90 9.30	16.805 15.870	43.105 54.070	97.175
30.	#25023	BUYUKARSLAN	Dogukan	 TUR	1999	0 4	2 4	2 6	1 6	3 4	0 4	4 6	4 4	0 6	4 6	2 2	17.8 14.8		9.00 8.60	17.285 16.125	44.085 52.625	96.710
31.	#30970	SHAPAR	Dan	 ISR	2001	2 4	2 4	2 6	4 8	4 8	2 6	2 6	2 6	2 5	4 2	0 13.9		9.60 8.70	16.485 15.770	43.485 52.370	95.855	
32.	#32808	AKHMADALIEV	Boburjon	 UZB	2001	0 2	2 2	2 6	2 4	3 6	2 4	3 6	2 4	2 6	0 3	18.0 15.3		9.40 8.80	16.800 16.110	44.200 51.610	95.810	
33.	#36892	MOL	Jordy	 NED	2001	0 6	2 6	2 6	2 5	0 6	4 6	2 6	2 4	2 8	4 4	0 13.7		9.30 9.30	16.755 15.355	44.055 51.655	95.710	
34.	#24380	BERGSMA	Daan	 NED	2000	3 6	2 8	2 6	0 2	2 6	4 4	4 6	1 8	2 6	2 0	17.8 14.2		9.60 9.30	16.780 15.615	44.180 51.415	95.595	
35.	#35589	LAGACE	Benjamin	 CAN	1999	2 2	1 1	1 3	2 1	2 4	2 2	2 4	2 6	4 6	4 1	17.2 16.4		9.50 8.4	17.585 16.905	44.285 51.105	95.390	
36.	#34100	NURKHOJAYEV	Akram	 KAZ	2001	2 4	2 6	2 6	2 4	2 4	3 4	2 6	2 5	1 6	4 7	0 14.6		9.60 9.30	16.270 15.055	43.670 51.055	94.725	
37.	#33148	BRUHIN	Loan	 SUI	2001	1 4	2 4	2 8	4 6	3 5	4 6	6 5	3 4	2 6	3 6	20 2	15.0 14.4		9.00 9.10	17.310 15.860	41.310 53.360	94.670
38.	#19917	STOTZ	Ralph	 ARG	1999	1 5	2 6	1 6	2 4	3 6	3 6	2 6	2 2	4 3	4 6	1 1	17.5 14.9		9.00 9.10	16.515 15.940	43.015 51.540	94.555
39.	#13890	CHEMEL	Noe	 FRA	1997	2 4	0 5	0 3	2 4	2 6	2 4	2 4	0 6	2 8	4 0	18.4 13.6		9.50 7.70	16.945 14.405	44.845 -0.2 → 49.505	94.350	
40.	#11325	NOZADZE	Zurab	 GEO	1997	2 4	1 4	4 4	2 5	2 6	2 4	2 4	2 2	2 6	2 20	17.7 13.5		8.90 8.70	16.385 15.120	42.985 50.920	93.905	
41.	#36233	BUBNER	Jacob	 GER	2001	1 6	1 4	2 6	4 4	3 6	2 6	4 4	6 6	2 6	4 6	0 1	17.1 14.5		9.40 9.00	16.110 15.435	42.610 51.035	93.645
42.	#33782	GARCIA	Guillermo	 ESP	2001	4 5	3 4	4 6	6 8	4 6	2 6	2 4	2 6	3 7	4 2	16.4 14.0		9.40 8.90	15.610 15.255	41.410 51.355	92.765	
43.	#23721	MITEV	Mihael	 BUL	2001	1 4	1 4	1 6	3 4	2 6	2 6	4 4	2 4	4 5	0 0	17.4 13.7		9.60 8.20	17.040 14.760	44.040 48.360	92.400	
44.	#36366	ISMAEL	Seifaldeen	 EGY	2001	3 4	2 5	4 4	2 5	4 4	2 2	4 4	2 2	4 5	0 0	16.9 16.3		9.20 9.5	15.580 15.065	41.680 50.265	91.945	
45.	#19928	TUURI	Antti	 FIN	2000	4 6	2 6	4 8	4 5	4 6	2 6	5 6	4 7	2 6	4 8	0 4	16.5 13.2		9.70 9.00	15.495 14.920	41.695 50.220	91.915
46.	#18164	TOBIAS	Lucas	 BRA	1999	2 4	1 4	1 6	2 6	4 6	1 4	4 6	4 6	2 8	2 0	17.5 13.0		9.60 7.70	16.750 14.230	43.850 46.730	90.580	
47.	#32648	VALLE	Jordi	 ITA	2000	4 5	3 6	4 6	2 4	4 6	2 6	3 6	0 6	4 6	3 0	17.1 12.9		9.30 8.20	17.360 14.390	43.760 46.490	90.250	
48.	#30064	BOOYSEN	Jordan	 RSA	2001	2 7	3 8	4 9	3 9	5 9	6 8	4 8	2 6	4 6	6 8	2 4	15.9 11.8		9.80 9.30	15.855 14.870	41.555 48.670	90.225
49.	#44820	HENNING	Enzo	 RSA	2001	3 7	4 6	6 7	5 6	5 8	5 8	6 8	8 6	6 8	5 10	4 4	14.3 12.2		9.40 9.40	15.635 14.625	39.335 49.125	88.460
50.	#30969	LEVY	Hadar Moni	 ISR	1998	2 6	4 6	2 8	2 5	2 6	2 6	4 6	4 8	4 7	5 0	16.9 12.2		9.60 7.70	16.215 13.745	42.715 44.445	87.160	
51.	#45358	LEE	Kwun Wai	 HKG	1998	7 6	6 4	5 4	4 4	6 6	4 3	4 6	4 4	4 4	6 0	14.9 15.5		9.10 9.40	15.560 15.710	39.560 46.810	86.370	
52.	#24952	FELIX	Joao	 POR	2001	1 4	2 6	0 6	2 8	4 6	2 8	2 8	4 6	4 0	6 2	17.1 10.8		9.70 7.10	17.685 12.990	44.485 39.390	83.875	
53.	#23366	WIZANI	Benny	 AUT	2001	2 6	1 5	2 4	2 4	0 5	3 6	8 4		4 6		12.2 13.6		6.60 7.70	12.915 15.575	31.715 50.075	81.790	
54.	#29270	LAVALLEE	Zachary	 CAN	2000	4 6	4 6	4 6	4 6	2 6	4 8	2 8	4 8	4 0	4 0	16.4 9.4		9.70 9.3	16.625 10.990	42.725 35.490	78.215	
55.	#36589	NXOBO	Liyema	 RSA	2001	2 6	4 6	4 6	4 6	3 6	6 8	6 8	5 0	4 4	2 2	15.6 8.2		9.10 5.20	15.150 9.240	39.850 30.740	70.590	
56.	#24381	ABRAHAMS	Michael	 NED	2001	2 4	2 4	2 4	2 8	4 0	2 0	4 0	2 4	4 4	2 2	17.0 6.0		9.70 6.1	17.520 7.030	44.220 22.530	66.750	
57.	#31489	BEST	Moritz	 GER	2000	0 4	0 6	2 6	2 6	0 0	2 0	2 2	2 2	2 4	0 0	18.4 5.8		9.30 4.5	17.480 6.610	45.180 20.110	65.290	
58.	#25167	GULYUZ	Atakan	 TUR	1998	4 4	4 3	4 6		2 8	6 6	4 4	5 5	4 4	1 1	4.8 15.2		2.50 9.20	4.940 15.810	12.240 51.210	63.450	
59.	#37005	WATTS	Benjamin	 GBR	1999	1 6	2 4	0 6	2 0	3 0	5 0	2 2	2 2	2 2	4 4	17.5 4.4		9.40 4.7	17.630 5.405	44.530 17.305	61.835	

					S1	S2	S3	S4	S5	S6	S7	S8	S9	S10	L	E	D	H	Time	Total	Score
60.	#24996	RIOU	Florestan	 FRA	2001	2 2	2 4	0	3	2	2	2	2	2	0	18.1 3.4		9.40 2.00	17.805 3.660	45.305 12.660	57.965
61.	#24176	YAKIMAU	Artsem	 BLR	1998	0 4	2 8	0	2	0	2	2	2	4	0	18.4 2.8		9.40 1.80	17.100 3.450	44.900 11.650	56.550
62.	#33783	DOMURO	Lucas	 ESP	2000	0 6	2 5	4	2	4	2	2	4	3	2	17.3 2.9		9.60 1.90	16.185 3.260	43.085 11.160	54.245
63.	#23726	YORDANOV	Ivelin	 BUL	2000	4 4	2 5	2	3	3	2	4	4	5	4	16.3 3.1		9.00 1.80	16.825 3.510	42.125 11.210	53.335
64.	#34535	HUSSEIN	Khaled	 EGY	2001	2 4	2 4	2	2	4	4	2	4	3	4	17.1 3.2		8.90 2.00	16.350 3.245	42.350 10.745	53.095
65.	#35873	JOHNSTON	David	 CAN	2000	2 4	2 6	4	2	4	5	4	5	6	4	15.9 3.0		9.20 1.80	16.755 3.365	41.855 11.165	53.020
66.	#30826	MINI- AKHMETAU	Ihar	 BLR	2001	0 2	0	0	2	1	2	2	0	0	3	18.9 1.8		9.50 0.90	17.185 1.750	45.585 6.250	51.835
67.	#13786	LAGINHA	Marco	 POR	1997	2 6	2	4	4	4	4	4	4	6	4	15.8 1.4		9.50 1.00	17.150 1.755	42.450 5.955	48.405
68.	#33752	DWYER	Kai	 CAN	2001	2 8	2	4	2	4	4	6	6	5	4	16.0 1.2		9.40 0.90	17.110 1.790	42.510 5.590	48.100
69.	#24735	SANCHEZ	Raul	 ESP	2001	1	2	2	4	2	2	3	3	3	4	17.4		9.30	17.100	43.800 0	43.800
70.	#34085	PARFENOV	Daniil	 KAZ	2000	3 3	4 3									3.3 3.4		1.80 1.80	3.390 3.430	8.490 11.630	20.120




















Generated by [sporttech.io](http://sporttech.io) official scoring system at Nov 14, 2018 6:55:18 PM. Live results at [www.sporttech.io/explore](http://www.sporttech.io/explore).





26th FIG Trampoline Gymnastics World Age Group Competitions 15-18 November, St.Petersburg, Russia  
Individual trampoline – IND Women 17-21 – Qualification

					S1	S2	S3	S4	S5	S6	S7	S8	S9	S10	L	E	D	H	Time	Total	Score	
1.	#17431	KIRYU	Risa	JPN	1998	2	2	2	0	3	2	4	2	2	4	0	17.7		9.30	16.265	43.265	97.405
						4	6	6	4	4	4	6	4	4	6	2	15.0	14.2	9.50	15.440	54.140	
2.	#24170	MANKEVICH	Palina	BLR	2000	0	1	0	1	2	0	1	2	2	4	0	18.7		9.60	16.350	44.650	96.880
						5	3	5	3	6	4	4	2	4	4	0	16.0	11.5	9.30	15.430	52.230	
3.	#23988	TAM	Rachel	CAN	1998	0	2	1	2	2	2	4	2	2	2	2	17.9		9.30	16.120	43.320	95.865
						5	4	4	5	6	4	6	4	4	5	0	15.3	13.6	8.90	14.745	52.545	
4.	#14122	ZAKHARCHUK	Maria	RUS	1998	2	2	2	0	2	2	2	2	1	4	0	18.1		9.70	16.160	43.960	95.810
						8	4	6	4	8	4	4	2	4	6	0	15.0	11.6	9.50	15.750	51.850	
5.	#24902	BUCHHOLZ	Charmaine	GER	2000	2	1	0	2	4	2	2	3	2	2	0	18.0		9.90	15.860	43.760	94.585
						6	4	4	6	5	6	4	4	4	4	0	15.3	10.7	9.60	15.225	50.825	
6.	#31334	BAUMANN	Isabel	GER	2001	2	0	0	2	2	1	3	4	0	2	2	18.2		9.40	16.215	43.815	94.440
						5	6	4	6	4	3	4	4	4	4	4	15.2	10.6	9.20	15.625	50.625	
7.	#30883	BROWNSEY	Louise	GBR	2000	0	1	2	0	4	2	4	0	4	4	0	17.9		9.40	15.740	43.040	94.330
						6	6	6	4	6	2	5	6	4	4	0	15.1	12.2	9.10	14.890	51.290	
8.	#24576	FLORIAN	Imogen	AUS	2001	0	2	2	1	2	2	2	4	5	6	0	17.4		9.60	16.155	43.155	94.255
						6	2	4	6	6	5	6	5	4	5	0	15.1	11.2	9.20	15.600	51.100	
9.	#21904	VIGIL	Alexi	USA	2001	2	2	1	3	2	4	2	3	2	2	1	17.6		9.50	15.580	42.680	94.120
						6	4	5	3	4	2	4	6	4	4	0	15.8	11.2	9.20	15.240	51.440	
10.	#24173	BAHAMOLAVA	Maryia	BLR	2000	2	2	2	4	2	4	1	2	2	2	4	17.3		9.50	15.805	42.605	94.060
						4	2	4	2	4	6	4	4	4	4	0	16.2	11.0	9.50	14.755	51.455	
11.	#10956	JANJGAVA	Teona	GEO	1997	4	2	0	2	2	4	2	2	4	3	0	17.5		9.60	16.040	43.140	94.040
						7	5	6	6	6	4	4	6	5	4	2	14.5	12.3	9.00	15.100	50.900	
12.	#22326	GARCIA	Mariola	MEX	2000	0	0	0	0	2	2	4	2	3	2	2	18.3		9.40	16.240	43.940	94.035
						6	8	6	4	5	4	8	4	6	6	0	14.3	11.6	9.10	15.095	50.095	
13.	#24709	BONARTSEVA	Aleksandra	RUS	2001	1	2	2	2	2	3	4	2	4	3	2	17.3		9.00	15.710	42.010	93.950
						4	4	6	2	6	4	4	6	6	6	4	14.8	13.2	8.80	15.140	51.940	
14.	#24629	KENNY	Olivia	GBR	1999	0	2	2	0	5	3	5	3	6	6	2	16.6		9.30	16.085	41.985	93.365
						6	4	4	2	6	4	4	6	5	6	0	15.3	10.9	9.60	15.580	51.380	
15.	#31022	WALDEN	Elsa	FIN	2000	1	2	4	4	4	5	2	2	2	4	2	16.8		9.70	16.090	42.590	93.050
						4	2	4	2	4	4	4	4	4	6	2	16.0	8.9	9.70	15.860	50.460	
16.	#24897	AMEDICK	Carlotta	GER	2000	1	2	1	4	2	2	4	2	2	2	0	17.8		9.60	15.680	43.080	92.925
						6	6	4	4	4	6	6	4	4	6	0	15.0	10.7	9.10	15.045	49.845	
17.	#10965	ODISHVILI	Ana	GEO	1998	4	2	1	2	2	2	2	2	3	3	2	17.5		9.10	15.240	41.840	92.655
						4	4	6	4	6	5	6	5	4	8	4	14.4	13.1	9.30	14.015	50.815	
18.	#25106	CORREIA	Sofia	POR	2001	1	0	0	2	2	4	2	3	2	2	2	18.0		9.40	15.015	42.415	92.080
						0	2	5	2	2	2	4	5	4	4	4	16.6	9.6	8.90	14.565	49.665	
19.	#24586	SARVILINA	Polina	RUS	2001	2	2	1	4	3	4	4	2	3	4	0	17.1	-2.0	8.90	15.830	39.830	91.415
						2	2	4	4	6	6	4	4	4	4	2	15.8	11.7	9.00	15.085	51.585	
20.	#9327	PENEVA	Hristina	BUL	1999	3	4	4	7	9	4	5	4	4	4	2	15.0		9.10	15.520	39.620	91.260
						6	5	4	3	5	4	4	5	6	6	0	15.2	11.8	9.70	14.940	51.640	
21.	#22021	SEGUNDO	Ayelen	MEX	2001	2	3	2	3	2	4	2	4	5	6	4	16.3		9.80	15.370	41.470	90.835
						6	8	6	8	8	5	5	5	5	6	1	13.7	12.0	9.30	14.365	49.365	
22.	#24033	PRIEUR	Marine	FRA	2001	4	1	2	4	4	2	2	2	2	4	2	17.1		9.20	15.370	41.670	90.755
						6	4	4	6	5	4	4	2	4	4	2	15.5	9.4	9.20	14.985	49.085	
23.	#31110	MARIANITO NUNES	Catarina	POR	2000	2	5	4	4	4	6	2	3	4	4	2	16.0		9.60	15.495	41.095	90.625
						6	5	6	6	5	4	4	4	4	4	2	15.0	10.6	9.40	14.530	49.530	
24.	#30362	VAN NATTA	Trinity	USA	1999	2	4	2	4	2	2	4	0	3	6	2	16.9		9.60	15.575	42.075	90.230
						6	4	6	6	6	9	7	8	6	8	4	13.0	11.4	8.70	15.055	48.155	
25.	#20228	LICHTAGOVA	Denisa	CZE	1999	6	4	4	4	4	6	4	2	3	4	0	15.9		9.00	14.925	39.825	90.035
						6	2	4	6	4	6	4	2	4	6	0	15.6	10.0	9.50	15.110	50.210	
26.	#25418	KAASIK	Krete	EST	2000	4	2	4	4	4	2	4	2	2	2	0	17.0		9.50	15.355	41.855	89.405
						8	4	6	5	6	5	4	6	4	7	4	14.1	9.8	9.00	14.650	47.550	
27.	#23723	MAKULOVA	Anita	BUL	2001	4	4	4	4	2	4	5	6	5	6	2	15.4		9.30	15.525	40.225	88.275
						6	6	8	6	8	7	7	8	7	6	0	13.1	11.9	9.00	14.050	48.050	
28.	#19710	MERCADO	Carolina	MEX	1997	1	2	2	4	2	4	2	2	4	4	0	17.3		9.50	14.030	40.830	88.055
						6	3	4	3	5	6	6	4	4	6	0	15.3	9.0	9.40	13.525	47.225	
29.	#40474	ARNDT	Kailyn	CAN	2001	4	6	4	4	6	5	4	4	3	4	0	15.6		9.50	14.740	39.840	88.015
						6	4	5	5	5	6	4	4	6	7	0	14.8	10.0	9.40	13.975	48.175	
30.	#31020	ESKOLA	Oona	FIN	1999	5	4	4	2	4	4	4	2	4	4	2	16.1		9.50	15.385	40.985	87.675
						6	4	6	6	6	4	4	4	4	6	20	13.0	9.7	9.30	14.690	46.690	
31.	#34124	VAZQUEZ	Paula	ESP	2001	2	2	2	4	4	4	6	2	5	4	3	16.2		9.60	14.650	40.450	87.080
						4	6	5	7	5	6	6	6	6	6	2	14.1	9.9	9.10	13.530	46.630	

						S1	S2	S3	S4	S5	S6	S7	S8	S9	S10	L	E	D	H	Time	Total	Score	
32.	#45114	GROMOVSKAYA	Tatyana	 KAZ	2001	2 6	2 4	2 6	2 8	5 6	4 6	2 4	2 4	4 4	7 6	4 20	16.4 12.6		9.30 8.90	15.440 14.560	41.140 45.660	86.800	
33.	#29073	BERTHIAUME	Sara-Jade	 CAN	2000	2 6	2 6	4 6	2 4	6 6	3 8	4 8	2 10	2 6	3 4	0 4	17.0 13.2		9.00 9.00	14.990 14.140	40.990 45.640	86.630	
34.	#31024	TUJULA	Oona	 FIN	2001	4 6	4 4	3 5	4 5	6 6	4 4	2 6	4 4	4 6	6 6	2 2	15.7 14.6		9.70 9.40	14.830 14.675	40.230 46.375	86.605	
35.	#44663	CABALLERO BARAHONA	Ingrid	 ESP	2001	4 4	4 2	4 5	4 4	6 4	2 3	5 6	4 4	5 4	6 6	0 2	15.6 15.6		9.20 9.60	14.165 13.930	38.965 47.230	86.195	
36.	#46619	HENCKES	Amanda	 BRA	1999	4 4	5 4	6 4	6 6	6 6	4 6	4 4	8 4	6 4	8 6	0 2	14.3 15.0		9.50 9.60	14.365 14.575	38.165 47.275	85.440	
37.	#42388	ELBEIALY	Mariam	 EGY	2001	6 4	4 4	6 4	5 6	6 6	4 4	4 6	4 6	2 6	6 6	1 4	15.2 14.4		8.80 9.00	14.470 14.500	38.470 46.000	84.470	
38.	#44355	LIU	Jennifer	 HKG	2001	6 6	6 5	6 6	6 6	6 4	5 5	8 4	2 6	4 6	4 5	0 0	14.7 14.7		9.60 9.40	14.180 14.265	38.480 45.565	84.045	
39.	#22106	FAZIOLI	Julieta	 ARG	1999	4 6	4 4	4 6	6 6	5 6	4 4	6 6	2 6	5 6	6 7	2 20	15.2 12.3		9.50 9.10	13.575 13.410	38.275 43.010	81.285	
40.	#40666	BERGSTEIN	Shahar	 ISR	2001	2 6	3 4	4 6	8 7	4 7	6 8	3 8	5 8	4 10	8 8	0 5	15.3 12.3		9.00 8.80	14.285 12.820	38.585 42.620	81.205	
41.	#25170	AYDIN	Sude	 TUR	2001	0 5	2 6	2 6	1 3	3 8	0	2	2	1	2	0	18.5 7.2		9.60 4.20	15.465 7.410	43.565 24.910	68.475	
42.	#31289	TRIEBSCH	Alicia	 FRA	2000	2 8	2 6	4 6	4 10	4 8	1	2	2	4	4	2	16.9 6.2		9.60 4.60	16.045 7.335	42.545 23.435	65.980	
43.	#45447	REXACH CABRERA	Naira	 ESP	2001	4 6	3 4	4 5	6 4		4	5	6	4	5	0	6.3 15.1		3.60 9.10	5.925 13.790	15.825 47.790	63.615	
44.	#24364	SAKELLARIDOU	Antonia	 GRE	2001	3 4	2 6	6 8		7	6	8	6	6	4	9	3	4.9 13.3		2.80 9.40	4.615 13.595	12.315 48.395	60.710
45.	#24572	PICKERING	Jessica	 AUS	2001	0 6	2 6	1 6	2	2	2	0	4	2	4	3	17.8 4.2		9.60 2.80	16.520 4.815	43.920 16.415	60.335	
46.	#45883	LAU	Wai Ming	 HKG	2000	8 8	4 5	6 9	7 9	9 10	9 10	9 8	6 8				10.2 9.3		7.40 6.60	11.655 11.315	29.255 30.915	60.170	
47.	#21812	SOEHN	Kalena	 CAN	1999	4 5		8	6	6	4	6	4	5	4	4	0	1.6 14.8		0.80 9.10	1.730 14.910	4.130 51.010	55.140
48.	#42940	UHRY	Isadora	 BRA	2000	4 5	10 4		8	8	6	4	6	6	8	10	4	2.6 13.1		1.70 9.50	2.950 14.045	7.250 44.745	51.995
49.	#42383	HAMZA	Malak	 EGY	2001	2 6	2 7	4	5	4	6	2	4	3	4	2	16.2 2.7		9.50 1.80	14.860 2.980	40.560 9.980	50.540	
50.	#24515	GOLOTA	Meri	 RUS	2000	1 6	1	2	2	0	2	3	2	4	4	2	17.7 1.4		9.10 1.7	16.450 1.685	43.250 5.785	49.035	

Generated by [sporttech.io](http://sporttech.io) official scoring system at **Nov 18, 2018 1:25:16 PM**. Live results at [www.sporttech.io/explore](http://www.sporttech.io/explore).

