



















26th FIG Trampoline Gymnastics World Age Group Competitions 15-18 November, St.Petersburg, Russia
Synchronised trampoline – SYN Men 11-12 – Qualification

					S1	S2	S3	S4	S5	S6	S7	S8	S9	S10	L	E	D	H	Syn- chro	Total	Score	
1.	#42934 #45885	NARTOV TABULDIN	Dmitrii Timur	 RUS  RUS	2006 2006	2.0	1.0	3.0	1.5	2.0	2.5	2.0	2.0	2.0	2.5	0	7.95	9.7	9.55	18.70	45.900	45.900
2.	#44671 #41108	NAYDENOV DIMITROV	Radomir Martin	 BUL  BUL	2007 2006	2.5	1.0	1.5	1.5	2.0	1.5	1.5	1.5	1.5	2.0	1.0	8.25	9.0	9.15	19.08	45.480	45.480
3.	#45639 #45638	MAKHIIANOV SULEYMANOV	Ildan Zhan	 RUS  RUS	2007 2006	2.0	2.0	1.0	1.0	1.5	2.0	1.5	1.0	2.0	2.0	0	8.40	8.1	9.50	19.18	45.180	45.180
4.	#46475 #46476	AKAISHI MATSUMOTO	Taiga Yusei	 JPN  JPN	2006 2006	2.0	1.5	2.0	1.0	2.0	2.5	1.5	1.0	2.0	1.5	0.5	8.25	9.0	9.55	17.98	44.780	44.780
5.	#45615 #41457	ESTERKINS KONUHOVS	Andrejs Vadims	 LAT  LAT	2007 2006	2.5	2.0	2.5	2.5	3.0	3.5	2.5	3.0	3.0	4.0	0.5	7.10	9.6	8.95	18.10	43.750	43.750
6.	#44157 #42800	DENOLF PARENT	Rien Louis	 BEL  BEL	2007 2006	3.0	1.5	3.5	4.0	3.0	2.0	3.0	2.0	3.0	4.0	0.5	7.05	8.1	9.10	18.68	42.930	42.930
7.	#46031 #45947	GUEVARA CARBALLO	Donovan Elias	 MEX  MEX	2006 2007	2.5	1.5	2.5	2.5	2.5	3.0	3.0	2.0	3.0	3.5	1.0	7.30	7.6	8.95	18.26	42.110	42.110
8.	#41953 #42984	WESTBROEK VAN DEN BESSELAAR	Cas Guus	 NED  NED	2006 2006	2.5	3.0	3.5	2.0	2.0	3.5	3.0	2.5	3.0	4.0	1.0	7.00	8.5	9.05	17.30	41.850	41.850
9.	#46001 #42139	BROCHARD COSKUN	Remi Mervan	 FRA  FRA	2006 2006	1.5	3.0	3.0	2.0	3.0	2.5	3.0	2.0	2.5	3.0	0	7.45	7.8	9.55	16.86	41.660	41.660
10.	#46340 #46341	KAZAKEVICH PRAKHARENKA	Anton Raman	 BLR  BLR	2007 2007	1.5	1.0	2.0	0.5	1.0	1.5	2.0	1.5	2.0	2.5	0	8.45	7.6	9.05	16.36	41.460	41.460
11.	#46674 #41875	VILLAFANE SAQUERO SANCHEZ	Nuno Luis	 ESP  ESP	2007 2006	3.0	3.0	3.0	2.0	3.0	2.5	4.0	2.5	3.0	3.0	1.5	6.95	8.3	9.15	16.82	41.220	41.220
12.	#44080 #44004	LE BOURLOUT HIBON	Kewan Dayaen	 FRA  FRA	2006 2006	2.5	2.5	2.5	2.0	3.0	3.0	3.5	3.0	3.5	3.5	1.0	7.00	7.8	9.25	17.02	41.070	41.070
13.	#46629 #46536	THOMSON ESCHKE	Adrian Ryan Finnlay	 GER  GER	2006 2007	1.0	1.5	1.5	2.0	2.0	2.5	2.5	2.0	2.5	3.0	0.5	7.90	6.6	9.65	16.44	40.590	40.590
14.	#46088 #45220	TONELLI MARCENARO	Marco Alessandro	 ITA  ITA	2007 2006	2.5	2.5	1.5	2.0	2.0	1.5	2.5	1.5	2.0	2.5	0.5	7.90	8.7	9.35	14.32	40.270	40.270
15.	#46245 #42730	MINER LARSON	Micah Ivan	 USA  USA	2007 2006	3.0	2.5	2.5	3.0	3.0	3.0	3.5	2.0	3.0	3.5	0.5	7.05	9.1	8.90	14.74	39.790	39.790

						S1	S2	S3	S4	S5	S6	S7	S8	S9	S10	L	E	D	H	Syn- chro	Total	Score
16.	#41567 #42589	PAPADATOS FRAGKIADAKIS	Nektarios Em- manouil	 GRE  GRE	2006 2006	2.0	2.0	1.5	2.0	2.5	2.0	2.5	1.5	2.5	3.0	0.5	7.80	5.1	9.65	15.44	37.990	37.990
17.	#41107 #44660	STOYANOV PETROV	Valentin Kaloyan	 BUL  BUL	2006 2007	2.5	1.0	2.0	2.5	2.0	2.0						4.80	5.6	5.45	11.42	27.270	27.270
18.	#43714 #41395	CASTANO RODRIGUEZ	Pedro Saul	 ESP  ESP	2007 2006	2.0	2.5	3.0	2.5								3.00	3.6	3.75	7.58	17.930	17.930
19.	#46161 #46157	LICHTMAN TOCCI	Reilly Matthew	 USA  USA	2006 2006	3.5	3.5	3.5									1.95	3.6	1.60	2.14	9.290	9.290
20.	#43672 #43682	MAHSUDOV ABBASOV	Magsud Huseyn	AZE AZE	2007 2007	2.5	1.5										1.60	2.0	1.85	3.34	8.790	8.790







Generated by sporttech.io official scoring system at **Nov 16, 2018 5:06:29 PM**. Live results at www.sporttech.io/explore.





26th FIG Trampoline Gymnastics World Age Group Competitions 15-18 November, St.Petersburg, Russia
Synchronised trampoline – SYN Women 11-12 – Qualification

					S1	S2	S3	S4	S5	S6	S7	S8	S9	S10	L	E	D	H	Syn- chro	Total	Score	
1.	#41218 #45637	BLOKHINA KHA	Natalia Anastasia	 RUS RUS	2006 2007	1.0	1.5	1.5	0.5	1.5	0.5	1.0	1.0	1.0	1.5	0	8.90	8.1	9.50	18.10	44.600 –	44.600
2.	#42872 #46479	TANAKA TSUJITA	Kiko Karin	 JPN JPN	2006 2007	1.0	0.5	1.5	1.5	1.5	2.0	1.5	0.5	1.5	1.5	0	8.70	8.5	9.50	18.08	–0.2 → 44.580 –	44.580
3.	#46244 #46152	KARPUSHKINA MC COY	Ksenia Logan	 USA USA	2006 2006	2.0	1.5	2.5	2.0	2.5	3.0	2.5	2.5	2.0	1.5	5.5	7.25	9.9	9.10	18.20	44.450 –	44.450
4.	#44670 #41110	PACHOVA STAMOVA	Irena Kristina	 BUL BUL	2007 2006	1.5	1.5	1.5	1.5	1.5	1.0	1.5	1.5	2.0	2.0	0	8.45	8.1	9.35	18.20	44.100 –	44.100
5.	#45787 #45782	DERTLIL MAKRI	Theodora Olga	 GRE GRE	2006 2006	2.5	1.5	2.0	0.5	1.5	2.0	2.0	2.0	3.0	1.0	8.00	7.8	9.65	18.62	44.070 –	44.070	
6.	#41968 #41963	WESTHUIS BOSSCHART	Eline Valerie	 NED NED	2006 2006	2.0	1.0	2.5	2.0	2.0	2.5	2.5	2.0	2.5	0.5	7.85	7.8	9.50	18.84	43.990 –	43.990	
7.	#41964 #41960	VAN GELDER BROUWERS	Senna Megan	 NED NED	2006 2006	2.5	2.5	2.0	2.0	2.5	2.5	3.0	2.0	2.5	3.0	0.5	7.50	8.1	9.35	18.64	43.590 –	43.590
8.	#36450 #46164	TAYLOR DEHANES	Lynlee Ava	 USA USA	2006 2007	2.5	2.0	2.5	2.5	2.0	1.5	2.0	3.0	2.0	2.0	0	7.80	9.2	9.45	16.86	43.310 –	43.310
9.	#45767 #44699	OLEFIR KULESHOVA	Natalia Tatiana	 RUS RUS	2006 2007	1.0	1.5	1.5	1.5	2.0	2.0	1.5	1.5	2.5	2.5	0	8.25	8.7	9.25	16.82	43.020 –	43.020
10.	#42747 #42745	VIEIRA SILVA	Rita Diana	 POR POR	2006 2006	3.0	1.5	3.0	2.5	2.0	2.0	3.5	2.0	2.0	2.5	1.5	7.45	7.1	9.20	19.26	43.010 –	43.010
11.	#42096 #46097	SVABIKOVA JURICKOVA	Apolena Michaela	 CZE CZE	2006 2006	2.0	1.5	2.0	2.5	2.0	2.5	2.0	2.5	3.5	4.0	2.0	7.35	7.8	9.25	17.94	42.340 –	42.340
12.	#46480 #46481	SAWADA ISHIDA	Momo Misaki	 JPN JPN	2006 2006	1.5	2.0	2.0	3.0	3.0	3.0	3.0	2.5	3.0	3.0	0.5	7.35	9.0	9.20	16.76	42.310 –	42.310
13.	#46442 #44546	RONSIK- NIEDERBROEKER MOELLER	Hannah Maya	 GER GER	2006 2007	2.0	2.0	2.5	2.0	2.0	2.0	2.0	1.5	2.5	2.0	0.5	7.90	7.6	9.05	15.42	39.970 –	39.970
14.	#46284 #46243	LESYUK MOTA	Polina Margari- da	 POR POR	2007 2006	2.0	2.5	1.5	2.5	2.5	3.5	2.5	2.5	1.0	2.0	1.0	7.65	4.4	9.50	17.18	38.730 –	38.730
15.	#41314 #41312	LESIK PIEKORZ	Hanna Milena	 POL POL	2006 2006	2.5	1.5	3.0	2.0	2.5	3.0	3.5	2.5	2.5			6.70	6.6	8.55	15.56	37.410 –	37.410

					S1	S2	S3	S4	S5	S6	S7	S8	S9	S10	L	E	D	H	Syn- chro	Total	Score
16.	#41542	NIKALAYEVA	Darya		2006	2.0	2.0	2.0								2.40	2.9	2.65	5.76	13.710	13.710
	#46234	SIAMIONAVA	Kseniya		2007															–	–
																					
17.	#41379	RODRIGUEZ	Marta		2006	2.0	2.0									1.60	1.9	1.75	3.86	9.110	9.110
	#41380	GARCIA	Maria		2006															–	–
																					

























Generated by sporttech.io official scoring system at **Nov 16, 2018 4:52:20 PM**. Live results at www.sporttech.io/explore.





26th FIG Trampoline Gymnastics World Age Group Competitions 15-18 November, St.Petersburg, Russia
Synchronised trampoline – SYN Men 13-14 – Qualification

					S1	S2	S3	S4	S5	S6	S7	S8	S9	S10	L	E	D	H	Syn- chro	Total	Score	
1.	#41546 #33955	YASKEVICH PSHANKO	Stanislau Daniil	 BLR BLR	2004 2004	1.5	0.5	2.0	1.5	2.0	2.5	2.0	2.0	2.0	1.5	0	8.25	10.8	9.45	19.00	47.500 –	47.500
2.	#42296 #39545	COLE-DYER BROWN	Tyler Ryan	 GBR GBR	2005 2005	2.5	1.0	2.5	0.5	1.5	0.5	1.5	2.0	1.5	1.5	0	8.50	10.6	9.60	18.66	47.360 –	47.360
3.	#32879 #33064	KASIMOV KOZLOV	Danila Kirill	 RUS RUS	2004 2004	2.5	1.5	2.5	2.0	2.5	1.5	2.0	1.5	2.0	2.5	0	7.95	11.8	9.25	18.22	47.220 –	47.220
4.	#42731 #42706	MINC MACCAGNAN	Tomas Ryan	 USA USA	2004 2005	3.0	2.5	3.5	3.0	3.5	3.5	3.5	3.0	3.0	4.0	0.5	6.70	12.1	9.10	16.80	44.700 –	44.700
5.	#36840 #46478	TSUZUKU MITA	Kanato Yasufumi	 JPN JPN	2005 2004	2.0	1.5	2.0	2.5	2.0	0.5	2.0	2.0	1.5	2.0	0	8.20	9.6	9.10	17.28	44.180 –	44.180
6.	#42015 #46237	ALIFATOV PANTELEEV	Aleksandr Kirill	 RUS RUS	2004 2004	2.0	1.0	2.5	1.5	2.0	2.5	2.5	3.0	2.5	3.5	0	7.70	11.2	9.10	16.18	44.180 –	44.180
7.	#36642 #36614	COSTLEY KLEBERT	Liam Jakarta	 NZL NZL	2005 2004	3.0	2.0	3.0	2.0	3.0	2.5	3.0	2.0	3.0	4.0	0	7.25	9.6	9.25	17.78	43.880 –	43.880
8.	#42927 #42926	HAGEN MEINERT	Luis Paul	 GER GER	2005 2004	2.0	3.0	3.0	1.5	1.5	2.0	2.5	1.5	2.5	2.5	0	7.80	8.0	9.25	18.82	43.870 –	43.870
9.	#46477 #36808	MURAKAMI NAKAYAMA	Haruto Yorito	 JPN JPN	2007 2005	2.0	1.0	2.5	1.0	2.0	2.0	2.0	1.5	1.5	2.5	0.5	8.15	8.8	9.40	17.30	43.650 –	43.650
10.	#41367 #34269	DANIS TOPCU	Emirhan Baran	 TUR TUR	2005 2004	0.5	1.0	1.0	1.5	2.0	1.5	1.5	2.0	1.5	2.5	0	8.50	6.9	9.35	18.56	43.310 –	43.310
11.	#32833 #40552	SHLIFER RAKHATOV	Yakov Daulet	 KAZ KAZ	2004 2004	2.5	2.0	3.5	3.0	2.0	2.0	2.0	1.5	2.5	2.0	0.5	7.65	9.9	9.05	16.68	43.280 –	43.280
12.	#42923 #44198	FEYH RISCH	Miguel Valentin	 GER GER	2005 2005	2.0	2.0	1.5	2.5	1.5	1.5	2.5	3.0	2.5	3.5	0	7.75	8.2	9.60	17.60	43.150 –	43.150
13.	#34334 #34335	STARCZYNSKI DROBINSKI	Wiktor Mateusz	 POL POL	2004 2004	2.0	1.5	2.0	1.0	2.0	0.5	2.0	2.5	2.5	2.5	5.0	7.65	9.1	9.25	16.86	42.860 –	42.860
14.	#41147 #41149	GEORGIEV ANGELOV	Dimitar Maksim	 BUL BUL	2005 2005	2.0	3.5	2.5	2.5	2.5	2.5	3.5	2.0	2.5	3.5	0	7.30	8.1	9.25	18.20	42.850 –	42.850
15.	#45875 #41693	FATIHI NANADZE	Neoray Benyamin	 ISR ISR	2005 2004	2.5	2.0	3.5	3.5	2.5	1.5	2.5	3.0	3.0	3.0	1.5	7.15	8.2	9.30	18.02	42.670 –	42.670

						S1	S2	S3	S4	S5	S6	S7	S8	S9	S10	L	E	D	H	Syn- chro	Total	Score
16.	#45555 #41497	ZHUMAGELDY KHAMIDULLIN	Madiyar Eldar	 KAZ  KAZ	2005 2004	2.5	2.5	2.0	1.5	3.0	3.0	2.5	2.5	2.5	2.5	1.5	7.40	9.4	9.20	15.86	41.860	41.860
17.	#41595 #38084	DEKLERCK EECKHOUT	Brent Robbe	 BEL  BEL	2006 2005	3.0	3.0	3.0	2.0	2.5	2.5	3.0	2.5	3.0	3.0	1.0	7.15	8.1	9.35	16.74	41.340	41.340
18.	#32773 #33757	GEORGE WILLIAMS	Garrett Jace	 USA  USA	2004 2004	3.5	2.0	3.0	3.5	4.0	3.5	3.5	4.0	4.0	4.5	1.0	6.35	12.5	8.65	13.62	41.120	41.120
19.	#41268 #42095	CERVINKA NOVAK	Oliver Matyas	 CZE  CZE	2006 2005	2.5	2.0	3.0	2.5	3.0	3.5	3.0	3.0	3.5	3.5	0.5	7.00	7.8	9.40	16.00	40.200	40.200
20.	#33628 #41374	CAZORLA FONTANILLAS	Jorge Xavier	 ESP  ESP	2004 2004	2.5	1.5	2.0	3.0	2.0	2.5	2.5	2.5	2.5			6.90	8.2	8.15	14.14	37.390	37.390
21.	#36249 #36248	CSIPKEREKI BARSZ	Mate Levente	 HUN  HUN	2004 2005	3.0	2.0	3.0	3.0	2.5	3.5	3.5	3.5	4.0	4.0	0.5	6.75	7.8	9.15	10.72	34.420	34.420
22.	#36593 #45330	WYSS GAFNER	Noa Jayan	 SUI  SUI	2004 2004	2.0	3.0	2.5	3.0	2.0	2.5						4.50	5.9	5.50	10.20	26.100	26.100
23.	#45781 #41287	MAKRIS TOUMPAN	Alexandros Retzep	 GRE  GRE	2004 2004	2.0	3.0	3.0	3.5	2.5	4.0						4.20	5.3	5.15	10.32	24.970	24.970
24.	#41544 #46248	NIAVERAU LOSKO	Vadzim Kiryl	 BLR  BLR	2005 2004	2.0	1.5	2.5	1.5	1.5							4.10	5.7	4.70	9.80	24.300	24.300
25.	#45757 #45758	TSIRIGOTIS GIANNAKOS	Eleftherios Konstantinos	 GRE  GRE	2004 2004	2.0	3.0	2.5									2.25	3.4	2.65	5.84	14.140	14.140
26.	#46459 #46461	SOUSA COSTA	Gabriel Raphael	 BRA  BRA	2005 2005	2.0	2.5	2.5									2.30	3.4	2.70	4.70	13.100	13.100
27.	#37009 #37492	AVITIA VERA	Francisco Luis	 MEX  MEX	2005 2004																–	0

Generated by sporttech.io official scoring system at Nov 17, 2018 4:20:55 PM. Live results at www.sporttech.io/explore.





26th FIG Trampoline Gymnastics World Age Group Competitions 15-18 November, St.Petersburg, Russia
Synchronised trampoline – SYN Women 13-14 – Qualification

					S1	S2	S3	S4	S5	S6	S7	S8	S9	S10	L	E	D	H	Syn- chro	Total	Score	
1.	#33956 #33957	STALIAROVA SHALK- OUSKAYA	Aliaksandra Zlata	 BLR BLR	2004 2004	2.0	1.0	1.5	1.0	1.5	1.5	1.5	0.5	1.0	1.0	0	8.75	10.2	9.10	18.46	46.510 –	46.510
2.	#36356 #32895	BLADTCEVA DENISOVA	Anzhela Polina	 RUS RUS	2005 2004	1.5	1.0	2.0	1.0	2.0	1.0	1.5	1.5	1.5	2.0	0	8.50	11.3	9.00	16.90	45.700 –	45.700
3.	#44489 #41541	AKSAMENTA- VA SIARHEYEVA	Milena Maryia	 BLR BLR	2004 2006	1.0	1.0	0.5	1.0	1.5	0.5	1.0	0.5	1.0	1.5	0	9.05	8.5	9.30	18.54	45.390 –	45.390
4.	#33019 #32956	MIKHAILOVA EPIFANOVA	Mariia Anna	 RUS RUS	2004 2004	2.0	1.5	3.0	1.5	2.0	2.0	2.0	1.0	1.5	2.0	0	8.15	10.3	9.00	17.88	45.330 –	45.330
5.	#41300 #42740	WARZECHA MCNARY	Brooke Krista	 USA USA	2004 2004	2.5	1.5	2.0	2.0	2.0	3.0	2.5	2.5	3.0	2.5	1.0	7.55	9.8	9.10	18.80	45.250 –	45.250
6.	#44154 #41548	POILVET BROUSSE	Isalyne Clea	 FRA FRA	2004 2004	2.0	2.0	2.0	1.5	2.0	2.0	2.5	1.5	1.5	2.0	0	8.10	8.2	9.10	18.84	44.240 –	44.240
7.	#41217 #44602	GIAMPIERI CECCHI	Giorgia Chiara	 ITA ITA	2005 2004	2.0	1.5	1.5	2.0	2.0	1.0	2.0	1.5	2.0	2.0	0	8.25	9.0	9.35	17.28	43.880 –	43.880
8.	#42929 #42609	BRILHANTE SILVA	Matilde Ana	 POR POR	2004 2004	2.5	2.0	3.0	2.5	2.0	3.0	2.5	2.0	2.0	3.0	0.5	7.50	7.6	9.00	18.32	42.420 –	42.420
9.	#42925 #42924	FREY BRAAF	Luka Kristien Luisa	 GER GER	2004 2004	2.0	3.5	3.0	2.5	2.0	2.5	3.0	2.0	2.5	2.5	0	7.45	8.0	8.95	17.92	42.320 –	42.320
10.	#41297 #42735	GUSTAVSON HERNANDO	Alexis Ava	 USA USA	2005 2005	3.0	2.0	3.0	3.0	2.5	2.5	2.5	1.5	1.5	2.0	1.0	7.55	9.7	9.10	15.44	41.790 –	41.790
11.	#37011 #46381	BORGES VALLE	Sarai Camila	 MEX MEX	2005 2004	2.0	2.0	2.0	2.0	2.5	3.0	3.0	2.0	2.0	3.0	0.5	7.60	8.1	9.45	16.58	41.730 –	41.730
12.	#41295 #41368	COLAK YALCIN	Elif Livanur	 TUR TUR	2005 2004	2.0	3.0	2.5	1.5	2.0	1.5	2.5	1.5	2.0	2.5	1.5	7.75	8.1	9.20	16.28	41.330 –	41.330
13.	#46304 #42605	CARREIRO MOTA	Margarida Eugenia	 POR POR	2004 2004	2.5	3.5	3.0	2.0	2.0	1.5	3.0	2.5	2.5	3.0	5.5	6.90	6.9	9.35	17.50	40.650 –	40.650
14.	#31231 #34593	VAN HAM COWLES	Julia Kate	 NED NED	2004 2004	3.0	2.5	3.5	1.5	2.0	2.0	2.5	2.0	2.5	3.0	2.0	7.35	8.1	8.95	16.24	40.640 –	40.640
15.	#45881 #45882	TANG TEE	Yuet Hei Yu Fang	 HKG HKG	2005 2005	1.0	2.0	2.5	2.5	2.5	1.5	3.0	1.0	2.0	3.0	1.0	7.80	3.8	9.10	18.76	39.460 –	39.460

					S1	S2	S3	S4	S5	S6	S7	S8	S9	S10	L	E	D	H	Syn- chro	Total	Score	
16.	#45870 #41881	AHTIAINEN KUKKONEN	Sofia Kiia	 FIN FIN	2004 2004	1.0	2.5	2.5	3.0	2.5	2.5	1.0	1.5	2.0	2.5	1.0	7.80	5.5	9.00	16.70	39.000 -	39.000
17.	#33135 #41255	BITTERLI PICHLER	Lavinia Lia	 SUI SUI	2004 2006	1.5	2.5	2.0	2.5	3.0	3.0	3.0	2.0	2.0	3.0	1.0	7.45	6.5	9.45	14.82	38.220 -	38.220
18.	#46103 #42397	SADEK ABDELMOATY	Shereen Nourelrah- man	 EGY EGY	2005 2004	2.5	3.5	2.5	2.0	2.5	3.5	3.0	3.0	3.0	3.5	0	7.10	4.9	9.30	14.98	36.280 -	36.280
19.	#41308 #33781	VALERO BRANA	Desiree Alejandra	 ESP ESP	2005 2004	1.5	1.5	2.0	2.5	3.0	3.0						4.65	4.9	5.55	10.24	25.340 -	25.340
20.	#40815 #40814	RAGIMОВI APAKIDZE	Mariam Anano	 GEO GEO	2006 2004	3.0	2.5	2.0	2.5								3.00	5.2	3.55	7.84	19.590 -	19.590

Generated by sporttech.io official scoring system at **Nov 14, 2018 7:05:41 PM**. Live results at www.sporttech.io/explore.





26th FIG Trampoline Gymnastics World Age Group Competitions 15-18 November, St.Petersburg, Russia
Synchronised trampoline – SYN Men 15-16 – Qualification

						S1	S2	S3	S4	S5	S6	S7	S8	S9	S10	L	E	D	H	Syn- chro	Total	Score
1.	#33953 #30823	BUILOU STANKEVICH	Andrei Sebastysyan	BLR 2004 BLR 2003	2004 2003	2.0	1.5	2.0	1.0	2.0	2.0	1.0	1.5	1.5	2.0	0.5	8.30	13.1	9.30	19.52	50.220	50.220
2.	#34738 #36610	CHRISTIE SCHLUTER	Liam Patrick	AUS 2002 AUS 2002	2002 2002	2.5	1.5	3.0	2.5	3.0	2.5	2.0	1.0	1.0	3.0	1.0	7.70	11.6	9.25	18.94	47.490	47.490
3.	#41449 #24167	VALYNTSAU ARLOU	Daniil Matsvei	BLR 2002 BLR 2002	2002 2002	2.0	1.5	2.0	2.0	2.5	2.0	1.5	2.0	2.0	2.5	0	8.00	13.1	9.00	16.52	46.620	46.620
4.	#30098 #34199	RAMACCI GILBERT	Zachary Logan	USA 2003 USA 2002	2003 2002	2.5	1.5	2.5	3.0	3.0	2.5	2.5	2.5	2.0	3.0	0.5	7.45	12.3	8.85	17.52	46.120	46.120
5.	#44475 #41077	NEUDACHIN GLUSHENKO	Roman Egor	RUS 2002 RUS 2002	2002 2002	2.0	1.5	2.0	2.0	2.5	2.0	2.5	2.0	3.0	3.0	0	7.75	13.4	9.05	15.86	46.060	46.060
6.	#34705 #42272	BUDDE LAUXTERMANN	Max Caio	GER 2002 GER 2003	2002 2003	2.0	1.5	2.5	2.5	3.0	2.0	2.0	2.0	2.0	2.5	1.0	7.70	12.4	8.95	16.74	45.790	45.790
7.	#34271 #34275	ALTINDAG DUMAN	Elmas Ertug Muhammet Emin	TUR 2003 TUR 2003	2003 2003	3.0	1.5	3.5	2.0	3.0	3.0	2.0	1.5	2.5	2.0	0	7.60	9.7	9.45	18.62	45.370	45.370
8.	#31140 #31112	DIAS SUSTELO MARIANITO	Andre Miguel	POR 2003 POR 2003	2003 2003	2.0	2.5	2.0	2.5	1.0	1.0	2.0	1.0	2.0	2.5	1.0	8.05	8.9	9.15	19.00	45.100	45.100
9.	#24716 #23826	SOERMAN TIELEMAN	Emre Nard	NED 2002 NED 2003	2002 2003	3.0	2.0	3.5	2.0	2.0	2.0	2.5	3.0	2.0	2.5	0.5	7.50	9.8	9.45	18.24	44.990	44.990
10.	#37556 #34499	MARTIN FERRARI	Santiago Santiago	ARG 2004 ARG 2003	2004 2003	3.0	2.5	2.5	2.0	2.5	3.0	2.0	2.5	2.5	3.0	1.0	7.35	9.6	8.90	18.12	43.970	43.970
11.	#37277 #42138	HOERNER LEROUX	Emile Baptiste	FRA 2002 FRA 2003	2002 2003	2.5	2.0	2.0	1.5	2.5	2.5	2.5	2.0	2.0	2.0	1.0	7.75	10.4	9.25	15.84	43.240	43.240
12.	#31926 #41137	ATTWELL ARRUDA	Cameron Erik	CAN 2002 CAN 2002	2002 2002	2.0	2.0	2.0	2.5	2.5	2.5	1.5	3.0	3.5	3.5	1.0	7.40	9.1	9.30	16.94	-0.4 → 42.340	42.340
13.	#28980 #36000	DODD CARLSON	Gavin Roman	CAN 2003 CAN 2002	2003 2002	2.5	2.5	2.0	2.0	2.0	3.0	2.0	2.5	3.0	3.0	1.5	7.40	10.1	9.10	15.92	-0.4 → 42.120	42.120
14.	#42693 #33826	BALROA DUARTE	Afonso Joao	POR 2003 POR 2003	2003 2003	1.5	1.0	1.0	2.0	2.0	1.0	2.5	1.0	2.0	2.5	1.0	8.25	6.7	9.55	17.12	41.620	41.620
15.	#46241 #42275	SITZ VERDEROSA	Weston Nicholas	USA 2002 USA 2002	2002 2002	2.5	2.5	2.5	2.5	3.0	1.5	2.0					5.35	8.4	6.85	12.76	33.360	33.360
16.	#36811 #23897	NISHIOKA BUNGO	Ryusei Terumichi	JPN 2003 JPN 2002	2003 2002	2.0	1.0	2.0	2.5	2.5							4.00	6.3	4.55	9.62	24.470	24.470
17.	#31448 #23925	LOGIN BAYKOV	Dmitrii Igor	RUS 2003 RUS 2002	2003 2002	2.0											0.80	1.8	0.95	1.64	5.190	5.190

Generated by sporttech.io official scoring system at Nov 18, 2018 3:26:28 PM. Live results at www.sporttech.io/explore.





26th FIG Trampoline Gymnastics World Age Group Competitions 15-18 November, St.Petersburg, Russia
Synchronised trampoline – SYN Women 15-16 – Qualification

						S1	S2	S3	S4	S5	S6	S7	S8	S9	S10	L	E	D	H	Synchro	Total	Score
1.	#30890 #41638	NAKAMURA AMANO	Kayttie Maia	USA USA	2002 2003	3.5	1.5	3.0	2.0	3.0	2.0	2.0	3.0	3.0	2.5	0	7.45	11.8	9.30	18.10	46.650	46.650
2.	#30825 #30822	YARSHOVA SHADZKO	Katsiaryna Palina	BLR BLR	2003 2003	1.5	1.0	2.0	1.0	1.0	1.5	1.5	0	1.0	2.0	0	8.75	10.2	9.20	18.44	46.590	46.590
3.	#31059 #24895	NAZUKOVA FETKULINA	Daria Ekaterina	RUS RUS	2003 2002	2.5	1.5	2.0	0.5	1.5	1.5	2.0	1.5	2.5	3.0	0	8.15	10.7	9.20	18.44	46.490	46.490
4.	#36830 #23893	HARIMA MASUZAKI	Kokone Serina	JPN JPN	2005 2002	2.0	1.0	2.0	1.5	2.5	2.0	1.5	1.5	1.5	2.5	0	8.20	10.4	9.20	17.40	45.200	45.200
5.	#24610 #46640	KHODEVTSEVA SHMELEVA	Viktoriiia Veronika	RUS RUS	2002 2004	2.0	1.0	2.0	1.0	2.0	0	1.0	1.0	1.5	2.0	0	8.65	9.0	9.40	17.86	44.910	44.910
6.	#33786 #33784	PUENTE-DODD SALAS	Noa Maria	ESP ESP	2002 2002	2.5	1.0	2.0	2.5	3.0	3.0	2.0	2.0	2.0	3.0	1.0	7.60	9.2	9.10	18.94	44.840	44.840
7.	#33509 #33630	CHAVARRIA SANZ	Marina Erica	ESP ESP	2002 2003	2.0	2.0	2.5	2.0	1.5	2.0	2.0	1.5	2.0	3.5	1.5	7.75	9.4	9.55	17.68	44.380	44.380
8.	#32645 #44603	MURGO ODASSO	Isabella Francesca	ITA ITA	2002 2002	1.5	1.5	2.0	1.5	2.5	2.5	1.5	2.5	3.0	2.5	1.0	7.80	8.1	9.45	18.74	44.090	44.090
9.	#34278 #41990	MUSLUK KAGNICI	Sila Neval	TUR TUR	2003 2002	1.0	2.5	1.5	1.5	2.5	2.0	1.0	2.0	1.5	2.0	0.5	8.20	8.4	9.65	17.70	43.950	43.950
10.	#42910 #34667	PAPE ZIMMERHACKEL	Nina Jana	GER GER	2003 2003	1.0	2.0	1.5	2.0	1.5	2.5	1.5	2.0	2.0	2.0	0	8.20	8.4	9.20	18.10	43.900	43.900
11.	#34579 #34580	BOEVE BOEVE	Terese Anja	NED NED	2003 2003	2.5	2.5	1.5	2.0	2.5	3.0	3.0	2.0	2.5	3.5	1.5	7.35	9.0	9.20	18.02	43.570	43.570
12.	#42922 #31323	IMLE STOEHR	Vanessa Gabriela	GER GER	2004 2002	2.0	1.0	2.0	3.0	2.5	2.5	2.5	2.0	2.0	2.5	0	7.80	8.0	9.40	18.34	43.540	43.540
13.	#29028 #33751	YENDLEY BOUCHER	Jordyn Alexandra	CAN CAN	2002 2002	1.5	3.5	2.5	2.0	2.0	1.5	2.0	1.0	1.5	3.0	0.5	7.90	9.2	9.55	16.74	43.390	43.390
14.	#31313 #41536	BEYROUTI RIOU	Jade Zelie	FRA FRA	2002 2003	2.5	1.0	2.0	3.5	3.0	2.5	2.5	2.0	2.0	3.0	0	7.60	9.8	9.30	16.32	43.020	43.020
15.	#34369 #34368	LAIMOU PAPADIMITRIOU	Savvina Anastasia	GRE GRE	2002 2003	2.5	1.0	2.0	2.0	2.5	1.5	1.5	1.5	2.0	2.0	0.5	8.10	9.0	9.50	16.40	43.000	43.000
16.	#45479 #45480	CORREA HARISLUR FRINI	Rocio Aldana	ARG ARG	2003 2002	3.5	2.0	3.5	4.0	4.5	4.0	4.0	3.5	3.5	4.5	5.5	5.75	6.0	9.35	16.74	37.840	37.840
17.	#34520 #34522	ALY ELSHABRAWY	Khadiga Farida	EGY EGY	2003 2003	3.0	3.5	3.5	4.0	4.0	3.0	3.5	2.5	3.0	3.5	1.0	6.55	5.9	9.05	12.38	-0.2 → 33.680	33.680
18.	#36828 #33999	SAKURAI TANAKA	Ena Saki	JPN JPN	2003 2003	2.0	1.0	2.5	1.5	2.0	1.5	3.5					5.60	7.5	6.35	13.38	32.830	32.830
19.	#41897 #36902	ERAEHEIMO MARKKULA	Reea Nea	FIN FIN	2003 2002	2.5	2.0	2.0	2.0	3.0	3.5						4.50	3.3	5.65	10.34	23.790	23.790
20.	#40785 #23795	MEIER GLASL	Noelle Fiona	SUI SUI	2004 2002	1.5	2.0	2.5	3.0	2.5							3.85	4.6	4.40	8.74	21.590	21.590
21.	#31090 #34064	CAMPOS OLIVEIRA AMADO	Ana Margarida	POR POR	2002 2003	1.0	2.5	3.5									2.30	3.6	2.65	5.58	14.130	14.130
22.	#31273 #31243	VAN DEN HEUVEL STROES	Caitlin Sophie	NED NED	2003 2003	2.5	1.5	2.5									2.35	3.4	2.85	5.14	13.740	13.740
23.	#31093 #46345	ABRANTES GIL	Joana Sofia	POR POR	2002 2002	2.0	2.5										1.55	2.3	1.90	3.76	9.510	9.510
24.	#41328 #31925	MOISEEV BONHAM	Sophia Maja	CAN CAN	2002 2002	1.5	2.0										1.65	1.9	1.85	3.16	8.560	8.560
25.	#30889 #30468	SENER BRUNS	Sydney Miah	USA USA	2002 2003																DNS	0














Generated by sporttech.io official scoring system at Nov 14, 2018 7:05:41 PM. Live results at www.sporttech.io/explore.





26th FIG Trampoline Gymnastics World Age Group Competitions 15-18 November, St.Petersburg, Russia
Synchronised trampoline – SYN Men 17-21 – Qualification

					S1	S2	S3	S4	S5	S6	S7	S8	S9	S10	L	E	D	H	Sync hro	Total	Score	
1.	#31000 #17550	UNNO MIYANO	Hiroto Toma	 JPN 1998	2000	2.0	2.0	2.0	2.0	2.0	2.5	1.5	2.0	1.0	2.5	0	8.05	16.0	9.00	19.10	52.150	52.150
2.	#30849 #24168	DUDARAU FOMCHANKA	Aliaksei Mikita	 BLR 2001	1999	1.5	1.0	2.0	0.5	2.0	1.5	1.5	1.0	1.0	1.5	0	8.65	13.3	9.55	19.02	50.520	50.520
3.	#14110 #14109	SELYUTIN ZENKIN	Oleg Dmitrii	 RUS 1997	1998	2.0	1.0	2.0	2.5	2.5	2.0	1.5	1.5	1.5	2.5	0.5	8.05	14.0	9.25	17.74	49.040	49.040
4.	#30826 #24176	MINIAKHMETA U YAKIMAU	Ihar Artsem	 BLR 1998	2001	1.0	1.0	2.0	1.0	2.0	2.0	1.5	1.5	1.5	2.0	0	8.45	13.1	9.30	18.00	48.850	48.850
5.	#24522 #36681	COSTLEY LAIDLAW	Blake Reegan	 NZL 2001	2002	2.0	2.5	2.5	3.0	2.5	1.5	2.0	1.5	2.0	3.0	0	7.75	13.1	9.25	18.30	48.400	48.400
6.	#32827 #32830	BARKOV GRACHYOV	Roman Igor	 KAZ 2000	2002	2.0	2.0	3.0	2.0	2.5	2.0	2.0	1.5	1.5	2.5	0	7.90	12.6	9.25	18.22	47.970	47.970
7.	#22944 #36892	TEILLERS MOL	Roeland Jordy	 NED 2001	1998	2.5	3.0	2.5	2.5	3.0	3.0	3.0	3.0	3.5	4.5	1.5	6.80	13.3	8.95	18.44	47.490	47.490
8.	#36116 #33148	WALDNER BRUHIN	Luc Loan	 SUI 2001	2002	2.5	2.5	3.0	2.0	3.5	2.0	2.0	2.0	2.5	3.5	1.0	7.35	12.7	9.20	18.06	47.310	47.310
9.	#24996 #31288	RIOU CHARTIER	Florestan Julian	 FRA 1999	2001	2.0	1.5	2.0	1.0	2.0	1.0	2.0	2.5	2.0	3.0	0.5	8.05	13.2	8.85	17.10	47.200	47.200
10.	#24948 #25105	MARTINS TAVARES	Goncalo Ruben	 POR 2001	2002	1.5	1.5	1.5	1.5	2.5	2.0	2.5	3.0	2.5	2.5	0.5	7.85	12.3	8.95	17.82	46.920	46.920
11.	#14112 #34674	KRIVONOS NEMEZHAN	Vitaly Sergei	 RUS 1998	1997	1.5	0.5	2.0	1.0	2.0	2.0	2.5	2.5	2.0	1.5	0	8.25	12.6	9.05	16.58	46.480	46.480
12.	#24381 #31225	ABRAHAMS SWINKELS	Michael Luuk	 NED 2001	2001	2.0	1.5	2.0	2.5	2.5	2.5	2.0	2.5	2.5	2.5	0.5	7.70	12.5	9.45	16.78	46.430	46.430
13.	#30397 #30325	PADILLA BRETSCHER	Ruben Paul	 USA 1997	2001	2.0	3.0	3.5	3.0	2.5	1.5	3.5	2.5	2.0	3.0	5.5	6.80	14.4	9.15	16.06	46.410	46.410
14.	#24918 #31331	SCHULDT ROESLER	Matthias Manuel	 GER 2002	2000	1.0	1.0	1.0	0.5	2.0	1.0	1.5	2.5	2.0	3.0	0	8.45	9.6	9.60	18.24	45.890	45.890
15.	#23726 #9308	YORDANOV MIHALEV	Ivelin Mariyan	 BUL 1999	2000	1.5	1.5	3.0	3.0	2.5	2.0	2.0	2.5	3.0	2.5	1.5	7.50	11.9	9.30	17.14	45.840	45.840
16.	#33752 #35873	DWYER JOHNSTON	Kai David	 CAN 2000	2001	2.5	2.5	3.0	3.0	3.0	2.0	2.5	3.0	3.0	3.5	0	7.20	12.4	9.05	17.02	45.670	45.670

17.	#30266 #36174	HUTA BAI	Kaiya Ethan	 NZL NZL	2002 1998	3.0	2.0	3.0	2.5	2.5	2.0	1.5	1.5	2.5	4.0	0	7.55	10.5	9.10	17.82	44.970	44.970	-
18.	#31138 #32808	BABYONISHEV AKHMADALIEV	Nikita Boburjon	 UZB UZB	2002 2001	2.5	2.0	3.0	2.5	3.0	2.5	2.5	2.5	2.0	2.5	0.5	7.45	11.5	9.30	15.74	43.990	43.990	-
19.	#34535 #36366	HUSSEIN ISMAEL	Khaled Seifaldeen	 EGY EGY	2001 2001	1.0	1.0	1.5	1.5	2.0	2.0	2.5	2.5	3.0	3.5	0.5	7.90	8.5	9.25	16.44	42.090	42.090	-
20.	#32650 #32648	LAVINO VALLE	Marco Jordi	 ITA ITA	2001 2000	2.5	2.5	2.5	3.0	2.0	2.0	2.0	3.0	3.5			6.70	9.5	8.00	16.06	40.260	40.260	-
21.	#35589 #29270	LAGACE LAVALLEE	Benjamin Zachary	 CAN CAN	1999 2000	1.5	2.0	2.0	1.5	1.5	1.5	2.5	3.0				6.45	6.2	7.70	13.64	33.990	33.990	-
22.	#31026 #19937	BRADSHAW NORTHOVER	Alex Rhys	 GBR GBR	1999 2000	2.0	2.5	2.5	2.5	2.5	2.0						4.60	8.6	5.55	11.44	30.190	30.190	-
23.	#30969 #30970	LEVY SHAPAR	Hadar Moni Dan	 ISR ISR	1998 2001	2.0	2.0	3.0	3.0	2.5	3.0						4.45	7.2	5.65	10.00	27.300	27.300	-
24.	#33782 #33785	GARCIA CID	Guillermo Nicolas	 ESP ESP	2001 2002	3.0	2.5	3.5	2.5	3.0	4.0						4.15	6.9	5.30	10.56	26.910	26.910	-
25.	#40892 #45358	LAI LEE	Shun Hey Marcus Kwun Wai	 HKG HKG	2004 1998	4.0	2.5	3.0	3.5	4.0	2.5						4.05	4.0	5.35	7.86	21.260	21.260	-
26.	#25023 #30787	BUYUKARSLAN GURER	Dogukan Mert	 TUR TUR	1999 2000	1.5	0.5	2.5									2.55	3.4	2.80	5.68	14.430	14.430	-
27.	#36233 #24908	BUBNER HARTMANN	Jacob Felix	 GER GER	2001 1999	3.0	1.5										1.55	2.3	1.80	2.94	8.590	8.590	-
28.	#11981 #13890	TARBES CHEMEL	Bruno Noe	 FRA FRA	1997 1997	1.5											0.85	1.8	0.85	1.90	5.400	5.400	-
29.	#24735 #33773	SANCHEZ DE VROE	Raul Eugeni	 ESP ESP	2001 2002																DNS	0	-



















Generated by sporttech.io official scoring system at Nov 14, 2018 7:05:41 PM. Live results at www.sporttech.io/explore.





26th FIG Trampoline Gymnastics World Age Group Competitions 15-18 November, St.Petersburg, Russia
Synchronised trampoline – SYN Women 17-21 – Qualification

					S1	S2	S3	S4	S5	S6	S7	S8	S9	S10	L	E	D	H	Sync hro	Total	Score	
1.	#24572 #24576	PICKERING FLORIAN	Jessica Imogen	 AUS AUS	2001 2001	2.5	2.5	2.0	2.5	2.0	2.0	2.0	2.0	4.0	4.0	0.5	7.40	10.5	9.40	18.56	45.860	45.860
2.	#24515 #31058	GOLOTA BELIANKINA	Meri Vera	 RUS RUS	2000 2002	0.5	1.0	2.5	1.5	2.0	1.0	1.5	2.0	2.5	2.5	0.5	8.25	11.1	9.00	17.30	45.650	45.650
3.	#23723 #9327	MAKULOVA PENEVA	Anita Hristina	 BUL BUL	2001 1999	2.5	2.0	2.0	2.0	2.5	2.0	2.0	3.0	2.5	2.5	1.0	7.60	10.2	9.40	18.26	45.460	45.460
4.	#24708 #24709	CHERNAVS- KAIA BONARTSEVA	Zlata Aleksandra	 RUS RUS	2002 2001	2.5	1.5	2.5	2.5	2.5	1.5	1.5	0.5	1.5	2.5	0	8.10	10.6	9.30	17.32	45.320	45.320
5.	#31330 #24902	SCHULDT BUCHHOLZ	Christine Charmaine	 GER GER	2002 2000	3.5	3.0	2.5	2.0	2.5	2.5	2.5	1.0	1.5	2.0	0.5	7.65	9.5	9.35	18.70	45.200	45.200
6.	#44440 #22326	CASANOVA GARCIA	Ivanna Mariola	 MEX MEX	2002 2000	2.5	1.5	3.5	3.5	2.5	1.0	2.5	2.0	2.5	3.5	1.0	7.40	9.7	9.25	18.24	44.590	44.590
7.	#24897 #31334	AMEDICK BAUMANN	Carlotta Isabel	 GER GER	2000 2001	2.5	1.0	2.0	3.0	2.5	2.5	1.5	2.0	2.0	3.0	0.5	7.75	9.8	8.75	18.06	44.360	44.360
8.	#30362 #21904	VAN NATTA VIGIL	Trinity Alexi	 USA USA	1999 2001	2.5	1.0	3.0	3.5	2.5	4.0	3.0	2.0	2.0	3.5	1.0	7.20	10.1	9.40	17.42	44.120	44.120
9.	#24170 #24173	MANKEVICH BAHAMOLAVA	Palina Maryia	 BLR BLR	2000 2000	1.0	0.5	2.5	1.5	2.0	1.0	2.0	2.0	1.5	2.5	0	8.35	9.2	9.20	16.82	43.570	43.570
10.	#31289 #24033	TRIEBSCH PRIEUR	Alicia Marine	 FRA FRA	2000 2001	1.5	2.5	2.0	2.0	2.5	1.0	2.0	0.5	2.0	2.0	0.5	8.15	8.5	9.05	17.66	43.360	43.360
11.	#32829 #45114	BUTOLINA GRO- MOVSKAYA	Viktoriya Tatyana	 KAZ KAZ	2004 2001	2.5	2.5	2.0	2.0	3.0	2.5	2.0	0.5	2.0	2.5	1.5	7.70	9.0	9.25	17.36	43.310	43.310
12.	#41880 #31024	KORHONEN TUJULA	Ella Oona	 FIN FIN	2002 2001	2.5	2.0	2.0	2.5	3.0	2.0	3.0	2.0	3.5	2.5	2.0	7.30	7.7	9.40	18.10	42.500	42.500
13.	#30947 #19710	CASTELLANO S MERCADO	Gabriela Carolina	 MEX MEX	2002 1997	3.0	1.5	3.0	2.0	2.5	1.0	2.0	2.5	2.0	3.5	1.0	7.60	8.1	9.40	16.88	41.980	41.980
14.	#45447 #44663	REXACH CABRERA CABALLERO BARAHONA	Naira Ingrid	 ESP ESP	2001 2001	1.5	2.5	2.0	2.0	2.0	2.0	2.5	2.0	1.5	3.0	1.5	7.75	8.1	9.20	16.76	41.810	41.810

15.	#25170 #45132	AYDIN KARAKAS	Sude Sena Elcin	 TUR  TUR	2001 2004	0.5	1.0	2.0	2.0	1.0	2.0	2.0	1.0	1.5	2.5	1.0	8.35	8.8	9.10	15.36	41.610	41.610	-
16.	#31110 #25106	MARIANITO NUNES CORREIA	Catarina Sofia	 POR  POR	2000 2001	1.5	3.0	2.0	2.5	1.0	1.5	2.5	3.5	3.5	2.5	6.0	7.05	9.6	8.85	14.66	40.160	40.160	-
17.	#21812 #29073	SOEHN BERTHIAUME	Kalena Sara- Jade	 CAN  CAN	1999 2000	2.0	2.5	2.5	2.0	2.0	3.0	2.5	2.0	2.5		6.90	9.2	8.35	12.42	36.870	36.870	-	
18.	#42398 #40666	LEVY BERGSTEIN	Noa Shahar	 ISR  ISR	2003 2001	2.5	1.5	3.5	4.0	4.0	4.0	3.5	3.5	2.5	3.5	0	6.75	8.2	8.60	11.28	34.830	34.830	-
19.	#42383 #42388	HAMZA ELBEIALY	Malak Mariam	 EGY  EGY	2001 2001	1.5	2.0	2.0	2.5	2.0	2.5	2.5	2.0	2.0		7.10	5.1	8.45	11.46	-0.3	31.810	31.810	→ -
20.	#36003 #36005	MCCAIG PHANEUF	Abby Zoe	 CAN  CAN	2001 2003	2.5	3.0	3.0								2.15	3.4	2.65	5.70	13.900	13.900	-	
21.	#45883 #44355	LAU LIU	Wai Ming Jennifer	 HKG  HKG	2000 2001	2.5	3.0	4.0								2.05	1.8	2.75	5.42	-0.3	11.720	11.720	→ -
22.	#10956 #33275	JANJGAVA DASHNIANI	Teona Sophio	 GEO  GEO	1997 2003	2.5	1.5									1.60	2.5	1.95	3.86	9.910	9.910	-	
23.	#20228 #9145	LICHTAGOVA SIKOROVA	Denisa Karolina	 CZE  CZE	1999 1997															0	0	-	

Generated by sporttech.io official scoring system at Nov 14, 2018 7:05:41 PM. Live results at www.sporttech.io/explore.

