



26th FIG Trampoline Gymnastics World Age Group Competitions 15-18 November, St.Petersburg, Russia
 Double mini-trampoline – DMT Men 11-12 – Qualification

						S1	S2	L	E	D	Total	Score
1.	#46482	MINAMI	Takuto	JPN	2007	8 4	6 8	0 0	28.6 28.8	4.4 3.5	33.000 32.300	65.300
2.	#45962	HARRISON	Kieron	GBR	2006	12 9	9 9	3 3	27.6 27.9	4.8 4.8	32.400 32.700	65.100
3.	#46026	GIBSON	Tom	GBR	2007	12 12	9 12	0 0	27.9 27.6	4.8 4.8	32.700 32.400	65.100
4.	#42730	LARSON	Ivan	USA	2006	10 12	12 12	3 3	27.5 27.3	5.2 4.8	32.700 32.100	64.800
5.	#46050	KHALILOV	Ilya	RUS	2006	6 9	12 9	3 0	27.9 28.2	4.3 5.2	32.200 -0.9 → 32.500	64.700
6.	#42619	ROBERTI	Tomas	ARG	2006	12 12	9 9	3 3	27.6 27.6	4.8 4.4	32.400 32.000	64.400
7.	#43682	ABBASOV	Huseyn	AZE	2007	12 11	12 11	2 3	27.4 27.5	4.8 4.8	32.200 -0.3 → 32.000	64.200
8.	#42906	HERREROS	Mario	ESP	2006	6 8	8 7	3 3	28.3 28.2	3.7 3.7	32.000 31.900	63.900
9.	#42672	ALBUQUERQUE	Gabriel	POR	2006	12 9	12 9	6 0	27.0 28.2	4.4 5.2	-0.9 → 30.500 33.400	63.900
10.	#45890	BATTY	Brock	AUS	2007	13 12	12 13	3 3	27.2 27.2	4.8 4.8	-0.3 → 31.700 32.000	63.700
11.	#46236	SUKHOREBROV	Egor	RUS	2006	12 9	10 9	0 0	27.8 28.2	4.4 4.4	-0.3 → 31.900 -0.9 → 31.700	63.600
12.	#46159	ORTH	Cristian	USA	2006	11 10	10 9	6 3	27.3 27.8	4.4 5.2	-0.9 → 30.800 -0.3 → 32.700	63.500
13.	#46245	MINER	Micah	USA	2007	9 11	12 9	3 0	27.6 28.0	5.2 4.4	-0.9 → 31.900 -0.9 → 31.500	63.400
14.	#41595	DEKLERCK	Brent	BEL	2006	12 12	12 12	0 7	27.6 26.9	4.4 4.8	32.000 -0.3 → 31.400	63.400
15.	#41875	SANCHEZ	Luis	ESP	2006	6 11	9 10	0 3	28.5 27.6	3.3 4.8	31.800 -0.9 → 31.500	63.300
16.	#46674	VILLAFANE SAQUERO	Nuno	ESP	2007	13 7	9 9	2 0	27.6 28.4	4.4 3.6	-0.9 → 31.100 32.000	63.100
17.	#42896	PIPER	Oscar	GBR	2006	6 10	9 10	3 3	28.2 27.7	3.5 3.7	31.700 31.400	63.100
18.	#43672	MAHSUDOV	Magsud	AZE	2007	12 9	15 9	3 3	27.0 27.9	4.8 2.9	-0.9 → 30.900 30.800	61.700
19.	#45978	MOLS	Witse	BEL	2007	12 12	11 12	0 3	27.7 27.3	2.9 2.7	30.600 30.000	60.600
20.	#45258	ANDRADE PINTO	Guilherme	BRA	2007	9 9	12 12	6 3	27.3 27.6	3.0 3.3	30.300 -0.9 → 30.000	60.300
21.	#45977	DE RYCK	Gibbe	BEL	2006	12 9	13 11	3 6	27.2 27.4	2.9 2.7	30.100 30.100	60.200
22.	#41957	SCHRIER	Pieter	NED	2006						0 30.200	30.200

Generated by sporttech.io official scoring system at Nov 17, 2018 2:27:22 PM. Live results at www.sporttech.io/explore.





26th FIG Trampoline Gymnastics World Age Group Competitions 15-18 November, St.Petersburg, Russia
 Double mini-trampoline – DMT Women 11-12 – Qualification

						S1	S2	L	E	D	Total	Score	
1.	#41253	KUNGURTSEVA	Ekaterina	RUS	2006	3	8	0	28.9	3.4		32.300	63.900
						11	9	8	27.2	4.4		31.600	
2.	#41180	FLETCHER	Scarlett	GBR	2006	3	6	0	29.1	3.0		32.100	63.800
						12	8	2	27.8	4.8	-0.9 →	31.700	
3.	#41379	RODRIGUEZ	Marta	ESP	2006	5	10	0	28.5	3.4		31.900	63.700
						6	9	0	28.5	3.3		31.800	
4.	#45767	OLEFIR	Natalia	RUS	2006	5	8	6	28.1	3.1		31.200	63.400
						9	7	6	27.8	4.4		32.200	
5.	#46537	TIKHONOVA	Daria	RUS	2007	9	9	3	27.9	3.5		31.400	63.400
						12	12	0	27.6	4.4		32.000	
6.	#43073	FONUA	Tamia	AUS	2006	10	10	3	27.7	4.0	-0.3 →	31.400	63.200
						6	12	3	27.9	3.9		31.800	
7.	#46033	DAVIS	Zoe	NZL	2006	5	11	0	28.4	3.0		31.400	62.700
						8	12	0	28.0	3.3		31.300	
8.	#45840	FETTES	Ava	GBR	2006	6	10	0	28.4	2.7		31.100	62.600
						5	10	0	28.5	3.0		31.500	
9.	#46280	VAN DYCK	Morgan	USA	2006	4	12	0	28.4	3.5		31.900	62.400
						12	13	3	27.2	3.3		30.500	
10.	#46272	NICHOLS	Reese	USA	2006	13	12	7	26.8	4.4	-0.3 →	30.900	62.300
						11	12	0	27.7	3.7		31.400	
11.	#41380	GARCIA	Maria	ESP	2006	2	9	3	28.6	2.4	-0.3 →	30.700	62.100
						2	9	3	28.6	2.8		31.400	
12.	#45967	MCKENNA	Molly	GBR	2006	6	12	3	27.9	3.1		31.000	62.000
						7	12	3	27.8	3.2		31.000	
13.	#41407	PEREIRA	Lucia	ESP	2006	4	9	3	28.4	2.4		30.800	61.700
						3	10	3	28.4	2.8	-0.3 →	30.900	
14.	#46675	ASENSIO MARTI	Lea	ESP	2006	3	8	3	28.6	2.4		31.000	61.700
						7	11	3	27.9	2.8		30.700	
15.	#45814	EVELY	Nyla	GBR	2007	6	11	3	28.0	3.1	-0.3 →	30.800	61.300
						9	12	3	27.6	2.9		30.500	
16.	#46312	JANUARIO	Maria Julia	BRA	2007	5	12	3	28.0	3.1	-0.3 →	30.800	61.100
						5	9	3	28.3	2.9	-0.9 →	30.300	
17.	#45624	IVANOVA	Iuliia	RUS	2007	8	12	5	27.5	3.7	-1.2 →	30.000	61.100
						10	12	2	27.6	4.4	-0.9 →	31.100	
18.	#45321	QUINTANA	Martina	ARG	2006	8	12	3	27.7	2.7		30.400	61.000
						3	12	3	28.2	2.4		30.600	
19.	#43045	RODD	Madison	AUS	2006	10	14	3	27.3	4.4	-1.2 →	30.500	60.700
						8	13	3	27.6	3.5	-0.9 →	30.200	
20.	#41992	PUNTA GONGORA	Emilia	ARG	2006	11	15	3	27.1	2.9		30.000	59.800
						15	13	3	26.9	2.9		29.800	
21.	#42743	NUNES	Maria	POR	2006	6	15	5	27.4	2.4		29.800	59.700
						6	12	0	28.2	1.7		29.900	
22.	#46066	JARG	Kerti	EST	2007	9	10	0	28.1	1.7		29.800	59.200
						12	10	0	27.8	1.6		29.400	
23.	#46284	LESYUK	Polina	POR	2007	9	13	9	26.9	2.7	-0.3 →	29.300	58.900
						3	5	3	28.9	0.7		29.600	
24.	#46472	RINCON	Sofia	COL	2006	13	10	4	27.3	1.2		28.500	56.800
						15	12	3	27.0	1.3		28.300	
25.	#46045	HOFF	Ariadna Zoe	ARG	2006	9	13	0	27.8	2.7		30.500	56.800
						9	15	30	24.6	2.0	-0.3 →	26.300	
26.	#46271	JONES-PSCHIRRER	Jillian	USA	2007	12			19.8	2.4		22.200	53.600
						6	12	3	27.9	3.5		31.400	
27.	#42673	SANTOS	Francisca	POR	2006	4	9	6	28.1	3.0		31.100	51.900
						8			20.2	0.6		20.800	
28.	#42749	NOBRE	Matilde	POR	2006	3	9	3	28.5	2.4		30.900	51.600
						3			20.7			20.700	
29.	#46151	RICHARDSON	Holly	USA	2006	9	12	0	27.9	3.7		31.600	31.600

0



26th FIG Trampoline Gymnastics World Age Group Competitions 15-18 November, St.Petersburg, Russia
 Double mini-trampoline – DMT Men 13-14 – Qualification

						S1	S2	L	E	D	Total	Score
1.	#42731	MINC	Tomas	USA	2004	6	7	3	28.4	6.8	35.200	69.800
						10	8	0	28.2	6.4	34.600	
2.	#32906	BUTKO	Aleksandr	RUS	2004	9	7	0	28.4	6.4	34.800	69.500
						6	12	3	27.9	6.8	34.700	
3.	#34584	MAMABOLO	Tshepang	RSA	2004	7	9	1	28.3	7.2	-0.9 → 34.600	69.100
						12	8	3	27.7	6.8	34.500	
4.	#42751	PERCIVAL	Jayce	USA	2005	9	10	0	28.1	7.2	35.300	68.800
						12	9	0	27.9	5.6	33.500	
5.	#42016	OGANESIAN	Vladimir	RUS	2005	8	6	3	28.3	6.0	34.300	68.700
						6	7	3	28.4	6.0	34.400	
6.	#42839	TRETIAKOV	Aleksei	RUS	2004	6	9	6	27.9	6.8	-0.3 → 34.400	68.300
						9	9	3	27.9	6.0	33.900	
7.	#45857	SANCHEZ	Hector	ESP	2004	6	7	0	28.7	5.2	33.900	68.200
						8	9	0	28.3	6.0	34.300	
8.	#42270	ANDERSON	Changa	USA	2004	7	9	0	28.4	6.8	-0.9 → 34.300	68.200
						8	9	3	28.0	6.8	-0.9 → 33.900	
9.	#46462	SIDIAKIN	Danil	RUS	2004	9	6	3	28.2	5.2	-0.9 → 32.500	68.000
						7	9	1	28.3	7.2	35.500	
10.	#42744	CHIVINGTON	Cub	USA	2004	9	11	0	28.0	6.0	-0.9 → 33.100	67.800
						9	9	3	27.9	6.8	34.700	
11.	#46032	JONES	Jack	NZL	2004	8	9	0	28.3	6.0	-0.9 → 33.400	67.600
						6	9	3	28.2	6.0	34.200	
12.	#35917	PARRA	Santiago	COL	2005	8	9	2	28.1	5.6	33.700	67.500
						9	10	3	27.8	6.0	33.800	
13.	#41470	UVAKOV	Christopher	CAN	2004	9	11	3	27.7	6.8	-1.2 → 33.300	67.500
						10	9	3	27.8	6.4	34.200	
14.	#42938	RODRIGUEZ	Jaime	ESP	2004	9	10	0	28.1	5.2	33.300	66.200
						8	7	0	28.5	4.4	32.900	
15.	#32871	MBOLEKWA	Khanyile	RSA	2004	10	12	3	27.5	5.6	-0.3 → 32.800	65.000
						12	9	0	27.9	5.2	-0.9 → 32.200	
16.	#42867	HAJIZADA	Adil	AZE	2005	12	12	3	27.3	6.0	-0.9 → 32.400	64.700
						10	12	3	27.5	4.8	32.300	
17.	#42955	SILVA	Rafael	BRA	2004	12	13	9	26.6	5.2	31.800	64.100
						12	10	3	27.5	4.8	32.300	
18.	#38084	EECKHOUT	Robbe	BEL	2005	11	12	3	27.4	4.4	-0.3 → 31.500	63.000
						12	13	4	27.1	4.4	31.500	
19.	#32844	ALIYEV	Tofig	AZE	2004	9	10	3	27.8	6.0	33.800	62.100
						11	14	9	26.6	3.2	-1.5 → 28.300	
20.	#46594	SILVA	Joao Guilherme	BRA	2004	12	15	7	26.6	5.2	-0.3 → 31.500	61.900
						12	15	30	24.3	6.4	-0.3 → 30.400	
21.	#37556	MARTIN	Santiago	ARG	2004	6	10	3	28.1	5.6	-1.2 → 32.500	55.400
						9			20.1	2.8	22.900	
22.	#41409	SUAREZ	Anxo	ESP	2005	13			19.7	2.4	-0.2 → 21.900	53.600
						11	9	6	27.4	5.2	-0.9 → 31.700	
23.	#46288	PINTO	Tomás	POR	2004	7			20.3	2.8	23.100	46.000
						5			20.5	2.4	22.900	
24.	#33628	CAZORLA	Jorge	ESP	2004	9	12	30	24.9	6.4	-1.2 → 30.100	30.100
											0	
25.	#46621	DOS SANTOS	Gustavo	BRA	2005	9	11	3	27.7	2.7	-0.9 → 29.500	29.500
											0	
26.	#46620	OURIQUES	Igor	BRA	2004	13			19.7	2.4	22.100	22.100
											0	
27.	#44998	ANTONIO	Asser	ANG	2005						DNS	0
											-	



26th FIG Trampoline Gymnastics World Age Group Competitions 15-18 November, St.Petersburg, Russia
 Double mini-trampoline – DMT Women 13-14 – Qualification










REVISED
18/11/18
13:25

						S1	S2	L	E	D	Total	Score	
1.	#34640	NESPANOVA	Daria	RUS	2004	8 9	6 4	3 3	28.3 28.4	5.2 5.2		33.500 33.600	67.100
2.	#42556	NOBUHARA	Shelby	USA	2004	12 12	11 9	3 0	27.4 27.9	6.0 4.8		33.400 32.700	66.100
3.	#46677	KALASHNIKOVA	Alena	RUS	2004	7 9	6 6	0 0	28.7 28.5	4.8 4.8	-0.9 →	33.500 32.400	65.900
4.	#32956	EPIFANOVA	Anna	RUS	2004	9 9	11 11	3 0	27.7 28.0	5.2 5.6	-0.9 →	32.000 33.600	65.600
5.	#42740	MCNARY	Krista	USA	2004	10 11	13 13	0 3	27.7 27.3	5.2 5.2		32.900 32.500	65.400
6.	#45487	CATLETT	Koralee	AUS	2005	10 9	12 8	9 3	26.9 28.0	4.8 5.2	-0.3 → -0.3 →	31.400 32.900	64.300
7.	#33056	KORISHCHENKO	Irina	RUS	2004	12 12	9 12	6 3	27.3 27.3	5.6 4.8	-1.2 →	31.700 32.100	63.800
8.	#46037	HOLLINGSWORTH	Sunday	AUS	2004	12 12	12 15	1 3	27.5 27.0	4.8 4.4		32.300 31.400	63.700
9.	#46158	COOPER	Cameran	USA	2004	13 10	12 10	6 0	26.9 28.0	4.8 4.8	-0.9 →	30.800 32.800	63.600
10.	#37255	OWEN	Grace	GBR	2005	12 12	9 12	3 3	27.6 27.3	4.8 4.8	-0.9 →	31.500 32.100	63.600
11.	#46304	CARREIRO	Margarida	POR	2004	6 6	9 6	0 3	28.5 28.5	3.3 3.0		31.800 31.500	63.300
12.	#46316	MASCHKE	Teegan	CAN	2004	9 9	11 9	0 0	28.0 28.2	3.4 3.5		31.400 31.700	63.100
13.	#43001	MAMO	Molly	AUS	2005	9 10	15 7	9 3	26.7 28.0	4.4 5.2	-1.2 →	29.900 33.200	63.100
14.	#36837	MINAMI	Akari	JPN	2004	7 9	8 8	0 1	28.5 28.2	3.0 3.3		31.500 31.500	63.000
15.	#46485	TAKARA	Kokona	JPN	2004	6 5	9 9	5 0	28.0 28.6	3.3 3.0		31.300 31.600	62.900
16.	#41305	SANZ	Diana	ESP	2005	3 3	7 13	3 3	28.7 28.1	2.8 3.2		31.500 31.300	62.800
17.	#41824	GRAHAM	Jessica	GBR	2005	12 13	12 15	0 5	27.6 26.7	4.8 4.8	-1.2 →	32.400 30.300	62.700
18.	#45835	TARRANT	Madeleine	GBR	1999	12 11	12 12	3 5	27.3 27.2	4.8 4.8	-1.2 → -0.3 →	30.900 31.700	62.600
19.	#37220	ABRANTES	Rita	POR	2004	6 5	10 6	8 3	27.6 28.6	3.3 3.0		30.900 31.600	62.500
20.	#42605	MOTA	Eugenia	POR	2004	4 6	11 12	3 3	28.2 27.9	3.4 3.1	-0.3 → -0.3 →	31.300 30.700	62.000
21.	#46309	ISMERIO	Júlia	BRA	2005	8 6	12 12	8 3	27.2 27.9	3.3 3.1	-0.3 →	30.200 31.000	61.200
22.	#34572	KLEMM	Merlin	EST	2004	9 8	12 15	3 6	27.6 27.1	2.7 3.3	-0.3 →	30.000 30.400	60.400
23.	#46310	MARQUES	Nicolý	BRA	2004	7 9	11 9	8 3	27.4 27.9	3.1 2.7	-0.9 →	29.600 30.600	60.200
24.	#45975	DANEELS	Cato	BEL	2004	9 8	13 15	3 3	27.5 27.4	3.0 3.3	-1.5 →	29.000 30.700	59.700
25.	#42635	SAMELSELG	Hanna	EST	2005	9 8	9 9	3 0	27.9 28.3	1.7 1.6		29.600 29.900	59.500
26.	#46315	KOCI	Makayla-Skye	CAN	2004	8 12	15 12	9 3	26.8 27.3	1.2 4.4	-1.5 →	26.500 31.700	58.200
27.	#45976	DE BAETS	Ellis	BEL	2004	6 12	12	4	27.8 19.8	3.0 2.4		30.800 22.200	53.000
28.	#33781	BRANA	Alejandra	ESP	2004	6 9	12	3	27.9 20.1	3.4 0.9		31.300 21.000	52.300
29.	#45979	VRANCKX	Charlotte	BEL	2004	8 11	13	8	27.1 19.9	3.1 0.6	-1.2 →	29.000 20.500	49.500
30.	#46676	RODRIGUEZ GONZALEZ	Paula	ESP	2005	6	8	0	28.6	3.3		31.900	31.900



26th FIG Trampoline Gymnastics World Age Group Competitions 15-18 November, St.Petersburg, Russia
Double mini-trampoline – DMT Men 15-16 – Qualification

						S1	S2	L	E	D	Total	Score	
1.	#34738	CHRISTIE	Liam	AUS	2002	8 6	8 7	0 3	28.4 28.4	7.6 8.4		36.000 36.800	72.800
2.	#30893	CASEY	Aidan	USA	2002	9 9	7 8	0 0	28.4 28.3	7.6 7.2		36.000 35.500	71.500
3.	#31415	LAZUTIN	Timofei	RUS	2003	3 8	7 7	6 3	28.4 28.2	7.2 7.6		35.600 35.800	71.400
4.	#31144	SANTOS	Lucas	POR	2002	7 7	9 6	3 0	28.1 28.7	7.6 6.8		35.700 35.500	71.200
5.	#41077	GLUSHENKO	Egor	RUS	2002	9 3	7 5	3 0	28.1 29.2	7.6 6.4	-0.3 →	35.400 35.600	71.000
6.	#42937	DE LA CRUZ	Acoran	ESP	2002	8 6	9 9	3 3	28.0 28.2	8.0 7.6	-0.9 →	36.000 34.900	70.900
7.	#24205	FRANCO	David	ESP	2002	4 5	6 6	3 4	28.7 28.5	7.0 7.2	-0.9 →	35.700 34.800	70.500
8.	#41943	SAKIRKIN	Vladislav	RUS	2003	6 6	9 8	3 0	28.2 28.6	7.2 7.2	-0.9 →	34.500 35.800	70.300
9.	#24577	MARTINEZ	Andres	ESP	2002	6 3	5 6	3 3	28.6 28.8	7.6 6.8	-0.9 →	35.300 34.700	70.000
10.	#34679	MONKTON	Nathan	NZL	2003	9 9	7 7	0 0	28.4 28.4	6.4 6.0		34.800 34.400	69.200
11.	#42702	HARDER	Trevor	USA	2002	6 6	9 6	3 3	28.2 28.5	7.0 7.2	-0.9 →	34.300 34.800	69.100
12.	#28980	DODD	Gavin	CAN	2003	8 13	12 12	3 3	27.7 27.2	6.8 6.8		34.500 34.000	68.500
13.	#36590	SIWA	Siyabulela	RSA	2003	6 12	9 12	2 4	28.3 27.2	7.2 6.8	-0.2 → -1.1 →	35.300 32.900	68.200
14.	#41151	TOWERS	Travis	CAN	2002	6 9	11 8	3 3	28.0 28.0	6.4 6.8	-0.3 → -0.9 →	34.100 33.900	68.000
15.	#46070	LARSON	Charles	USA	2003	9 9	12 6	9 3	27.0 28.2	7.4 6.8	-1.5 →	32.900 35.000	67.900
16.	#41126	LUPISH	Kieran	CAN	2003	9 10	9 9	5 4	27.7 27.7	7.2 6.8	-0.9 → -1.2 →	34.000 33.300	67.300
17.	#33627	CARNERO	Diego	ESP	2002	7 9	12 8	3 6	27.8 27.7	6.4 7.6	-1.2 → -1.2 →	33.000 34.100	67.100
18.	#33826	DUARTE	Joao	POR	2003	12 9	8 9	15 3	26.5 27.9	6.4 6.0	-0.3 →	32.600 33.900	66.500
19.	#46545	DYKMAN	Matthew	CAN	2003	10 12	12 13	9 3	26.9 27.2	6.8 6.4	-0.3 → -0.9 →	33.400 32.700	66.100
20.	#46048	RASOUL	Joshua	USA	2002	7 8	6 8	1 0	28.6 28.4	4.4 6.4	-1.2 → -0.9 →	31.800 33.900	65.700
21.	#34146	VAN RIJSWIJCK	Vic	BEL	2003	9 11	11 10	3 3	27.7 27.6	5.2 5.2	-0.9 →	32.900 31.900	64.800
22.	#30917	BOGAERTS	Lasse	BEL	2002	14 14	14 13	3 3	26.9 27.0	5.2 5.2	-0.3 → -0.3 →	31.800 31.900	63.700
23.	#46035	COLOMBO	Nicolas	ARG	2002								63.200
						9 9	10 9	5 6	27.6 27.6	5.2 5.2	-1.5 → -0.9 →	31.300 31.900	
24.	#42901	FELISBINO	Pedro	BRA	2003	9 15	8 10	0 6	28.3 26.9	4.4 4.4	-0.9 →	32.700 30.400	63.100

25.	#33684	ROCHA	Said		BRA	2002	5	9	3	28.3	3.1	-0.3 →	31.100	61.700
							12	11	0	27.7	4.4	-1.5 →	30.600	
26.	#42693	BALROA	Afonso		POR	2003	8	7	9	27.6	3.5	-0.3 →	30.800	60.900
							11	7	3	27.9	3.1	-0.9 →	30.100	
27.	#37551	ESCALLIER	Santiago		ARG	2002	8	7	3	28.2	6.4	-0.9 →	33.700	57.300
							10			20.0	3.6		23.600	
28.	#34499	FERRARI	Santiago		ARG	2003	12	11	0	27.7	6.4		34.100	55.900
							12			19.8	2.0		21.800	
29.	#42300	VAN HOVE	Leon		BEL	2002	13			19.7	2.8		22.500	54.600
							12	9	3	27.6	6.0	-1.5 →	32.100	
30.	#31119	SILVA DOMINGOS	Rui		POR	2002	7			20.3	2.8		23.100	51.700
							10	14	9	26.7	3.4	-1.5 →	28.600	
31.	#32854	AKIMTSEV	Ivan		RUS	2002							0	37.000
							6	6	0	28.8	8.2		37.000	
32.	#46435	EHLERT	Partik		GER	2002							0	34.300
							12	12	5	27.1	7.2		34.300	
33.	#37603	MONTOYA	Miguel		COL	2003							0	31.500
							12	13	3	27.2	5.2	-0.9 →	31.500	

Generated by sporttech.io official scoring system at **Nov 15, 2018 1:48:30 PM**. Live results at www.sporttech.io/explore.





26th FIG Trampoline Gymnastics World Age Group Competitions 15-18 November, St.Petersburg, Russia
 Double mini-trampoline – DMT Women 15-16 – Qualification

						S1	S2	L	E	D	Total	Score
1.	#30890	NAKAMURA	Kayttie	USA	2002	10 7	11 11	0 0	27.9 28.2	5.6 6.4	33.500 34.600	68.100
2.	#42299	GALTSOVA	Elizaveta	RUS	2002	6 9	9 6	2 0	28.3 28.5	5.6 5.6	33.900 34.100	68.000
3.	#30889	SENER	Sydney	USA	2002	9 9	8 9	0 6	28.3 27.6	5.2 6.4	33.500 34.000	67.500
4.	#31440	LUTSKAIA	Polina	RUS	2003	9 9	6 7	0 3	28.5 28.1	5.2 5.2	33.700 33.300	67.000
5.	#36757	TEEAR	Brooke	NZL	2002	9 12	11 12	0 6	28.0 27.0	6.0 6.0	34.000 33.000	67.000
6.	#41638	AMANO	Maia	USA	2003	10 9	12 9	0 0	27.8 28.2	5.2 5.2	33.000 33.400	66.400
7.	#37233	SINGER	Allison	USA	2003	8 9	10 12	3 3	27.9 27.6	5.2 5.6	33.100 33.200	66.300
8.	#29028	YENDLEY	Jordyn	CAN	2002	8 8	12 11	6 1	27.4 28.0	6.0 5.6	-0.9 → 32.500 33.600	66.100
9.	#31090	CAMPOS OLIVEIRA	Ana	POR	2002	9 9	9 10	3 5	27.9 27.6	6.0 5.2	33.900 -1.5 → 31.300	65.200
10.	#24708	CHERNIAVSKAIA	Zlata	RUS	2002	8 10	9 8	3 3	28.0 27.9	4.8 5.2	-0.9 → 31.900 33.100	65.000
11.	#37878	MAHSUDOVA	Seljan	AZE	2003	10 9	9 10	0 5	28.1 27.6	4.8 4.4	32.900 -0.9 → 31.100	64.000
12.	#42720	GAGO	Diana	POR	2002	10 6	12 10	30 0	24.8 28.4	6.0 6.0	-1.2 → 29.600 34.400	64.000
13.	#44655	CARVALHO	Maria	POR	2002	11 12	10 12	0 0	27.9 27.6	4.4 4.8	32.300 -0.9 → 31.500	63.800
14.	#31268	PODESTA	Valentina	ARG	2003	12 10	12 10	9 3	26.7 27.7	5.2 4.8	-0.9 → 31.000 32.500	63.500
15.	#36005	PHANEUF	Zoe	CAN	2003	12 12	12 15	3 30	27.3 24.3	5.6 6.0	32.900 -0.3 → 30.000	62.900
16.	#46343	BODNAR	Cassidy	CAN	2003	7 12	11 15	3 0	27.9 27.3	4.0 4.8	-0.3 → 31.600 -0.9 → 31.200	62.800
17.	#46318	PILLINGER	Taylor	CAN	2003	12 8	12 11	3 5	27.3 27.6	4.8 3.5	-0.6 → 31.500 31.100	62.600
18.	#46011	CANO	Julia	ARG	2002	12 12	12 12	0 6	27.6 27.0	4.4 4.4	32.000 -1.2 → 30.200	62.200
19.	#44662	MARTINEZ PEREZ	Andrea	ESP	2002	10 9	11 9	30 3	24.9 27.9	5.2 4.4	-0.3 → 29.800 32.300	62.100
20.	#31073	BOSMANS	Lore	BEL	2003	12 10	15 14	4 8	26.9 26.8	4.4 2.4	31.300 -0.3 → 28.900	60.200
21.	#45480	FRINI	Aldana	ARG	2002	11 10	13 11	9 5	26.7 27.4	3.3 2.7	-0.9 → 29.100 30.100	59.200
22.	#45479	CORREA HARISLUR	Rocio	ARG	2003	9 9	12 12	6 6	27.3 27.3	2.2 2.7	-0.3 → 29.200 -0.9 → 29.100	58.300
23.	#30913	HEONOS	Erifilly	GBR	2002	8	7	3	28.2	5.2	33.400	33.400
24.	#46387	SARMENTO	Marta	POR	2002	11	14	9	26.6	5.2	-1.5 → 30.300	30.300

Generated by sporttech.io official scoring system at Nov 15, 2018 11:35:49 AM. Live results at www.sporttech.io/explore.





26th FIG Trampoline Gymnastics World Age Group Competitions 15-18 November, St.Petersburg, Russia
Double mini-trampoline – DMT Women 15-16 – Final

Group 1

1.	#29028	YENDLEY	Jordyn		CAN	2002
2.	#37233	SINGER	Allison		USA	2003
3.	#41638	AMANO	Maia		USA	2003
4.	#36757	TEEAR	Brooke		NZL	2002
5.	#31440	LUTSKAIA	Polina		RUS	2003
6.	#30889	SENER	Sydney		USA	2002
7.	#42299	GALTSOVA	Elizaveta		RUS	2002
8.	#30890	NAKAMURA	Kayttie		USA	2002
1R	#31090	CAMPOS OLIVEIRA	Ana		POR	2002
2R	#24708	CHERNAVSKAIA	Zlata		RUS	2002

Generated by sporttech.io official scoring system at **Nov 15, 2018 12:14:49 PM**. Live results at www.sporttech.io/explore.





26th FIG Trampoline Gymnastics World Age Group Competitions 15-18 November, St.Petersburg, Russia
 Double mini-trampoline – DMT Men 17-21 – Qualification

						S1	S2	L	E	D	Total	Score
1.	#18164	TOBIAS	Lucas	BRA	1999	6 4	9 6	0 5	28.5 28.5	7.8 8.0	-0.9 → 35.400 -0.9 → 35.600	71.000
2.	#34721	MAYWALD	Maurice	GER	2001	4 9	6 12	3 0	28.7 27.9	7.2 7.2	35.900 35.100	71.000
3.	#33798	CABRAL	Diogo	POR	1999	9 6	8 6	3 4	28.0 28.4	7.6 7.2	35.600 -0.3 → 35.300	70.900
4.	#35525	CHAMPAGNE	Tyler	CAN	1999	6 9	8 6	3 0	28.3 28.5	7.2 6.8	35.500 35.300	70.800
5.	#31447	IUREV	Mikhail	RUS	2001	8 4	10 9	4 5	27.8 28.2	7.6 7.2	35.400 35.400	70.800
6.	#31443	EGOROV	Boris	RUS	2000	6 6	3 9	2 1	28.9 28.4	7.2 7.6	36.100 -1.5 → 34.500	70.600
7.	#30727	PAGETT	Lleyton	AUS	2000	9 7	10 6	3 3	27.8 28.4	7.2 7.6	35.000 -0.9 → 35.100	70.100
8.	#36950	GREEN	Harrison	GBR	2000	9 6	10 10	3 4	27.8 28.0	7.2 7.4	35.000 -0.9 → 34.500	69.500
9.	#29057	ARMSTRONG	Owen	CAN	2001	12 9	9 11	6 3	27.3 27.7	6.8 7.2	34.100 34.900	69.000
10.	#37361	GIBNEY	Jamie	GBR	2001	11 11	9 12	6 9	27.4 26.8	8.4 7.2	-0.3 → 35.500 -1.5 → 32.500	68.000
11.	#45194	NYOKANA	Fusi	RSA	1998	12 12	9 9	8 5	27.1 27.4	7.6 6.4	34.700 -0.9 → 32.900	67.600
12.	#46349	FERNANDES	Antonio	CAN	2001	9 9	13 14	3 3	27.5 27.4	7.0 7.2	-0.9 → 33.600 -0.9 → 33.700	67.300
13.	#36589	NXOBO	Liyema	RSA	2001	11 12	8 12	3 6	27.8 27.0	7.2 6.8	35.000 -1.5 → 32.300	67.300
14.	#34731	DIQUE	Connor	AUS	1999	12 10	9 12	3 3	27.6 27.5	7.6 6.8	-0.9 → 34.300 -1.5 → 32.800	67.100
15.	#24735	SANCHEZ	Raul	ESP	2001	5 9	4 13	3 6	28.8 27.2	7.2 6.0	-0.9 → 35.100 -1.5 → 31.700	66.800
16.	#41811	KUSDEMIR	Aaron	BEL	2001	12 12	15 13	3 4	27.0 27.1	7.3 6.8	-1.2 → 33.100 -0.3 → 33.600	66.700
17.	#33790	MOULD	Blake	CAN	2001	10 12	10 12	3 6	27.7 27.0	7.2 6.8	-1.2 → 33.700 -1.2 → 32.600	66.300
18.	#46010	BALMA	Patricio	ARG	2000	12 12	12 15	6 2	27.0 27.1	5.6 2.6	-0.3 → 32.300 29.700	62.000
19.	#13786	LAGINHA	Marco	POR	1997	8 8			20.2 28.2	4.0 8.0	24.200 36.200	60.400
20.	#13783	OLIVEIRA	Bruno	POR	1998	8 6	9	7	27.6 20.4	7.6 2.8	-0.3 → 34.900 23.200	58.100
21.	#22367	ALMEIDA	Horacio	ANG	1999	15 12	14 13	9 7	26.2 26.8	2.7 3.5	-0.9 → 28.000 -1.2 → 29.100	57.100
22.	#34143	MASSART	Jelle	BEL	2001	11 10			19.9 27.5	3.6 7.2	23.500 -1.2 → 33.500	57.000
23.	#33632	LEON	Daniel	ESP	2001	4 11	9	9	27.8 19.9	7.3 2.0	-0.9 → 34.200 21.900	56.100
24.	#19917	STOTZ	Ralph	ARG	1999	9 12	9	1	20.1 27.8	2.8 5.6	22.900 -1.2 → 32.200	55.100
25.	#45005	MAGALHAES	Repene	ANG	2001	12 7	12	8	19.8 27.3	0.7 2.4	20.500 -0.9 → 28.800	49.300
26.	#9474	MARCHENKO	Vitaly	RUS	1998	6	6	0	28.8	7.6	36.400	36.400 0
27.	#24202	MOLINER FERNANDEZ	Pablo	ESP	2000	7	7	0	28.6	6.0	-0.9 → 33.700	33.700 0
28.	#24952	FELIX	Joao	POR	2001	12	11	1	27.6	4.4	-0.2 → 31.800	31.800 0



26th FIG Trampoline Gymnastics World Age Group Competitions 15-18 November, St.Petersburg, Russia
 Double mini-trampoline – DMT Women 17-21 – Qualification

						S1	S2	L	E	D	Total	Score
1.	#37174	HUNTER	Mikaela	USA	2001	8 8	9 6	3 3	28.0 28.3	6.0 5.6	34.000 33.900	67.900
2.	#36608	NEL	Kayla	AUS	1999	6 8	9 10	3 6	28.2 27.6	6.0 5.6	34.200 33.200	67.400
3.	#45491	ROBINSON	Cheyanna	AUS	1999	7 9	8 8	6 5	27.9 27.8	6.0 5.6	33.900 33.400	67.300
4.	#40645	EUHUS	Kellyn	USA	1998	9 10	11 11	3 7	27.7 27.2	6.0 6.4	33.700 33.600	67.300
5.	#36756	ROMERIL	Melissa	NZL	1999	7 8	7 12	3 0	28.3 28.0	5.2 5.6	33.500 33.600	67.100
6.	#36034	NAKONECHNI	Haley	CAN	1999	6 5	9 7	7 9	27.8 27.9	5.6 6.0	-0.3 → 33.100 -0.3 → 33.600	66.700
7.	#29231	TARRANT	Caitlin	GBR	1999	10 12	8 9	0 3	28.2 27.6	5.2 5.2	33.400 32.800	66.200
8.	#31455	SOLKINA	Daria	RUS	2001	9 5	12 7	0 3	27.9 28.5	4.4 5.2	32.300 33.700	66.000
9.	#35300	DODD	Kristina	CAN	2001	9 10	7 10	3 3	28.1 27.7	5.2 4.8	33.300 32.500	65.800
10.	#46607	MORRIS	Hannah	GBR	2001	8 9	10 10	6 9	27.6 27.2	6.0 6.0	-0.3 → 33.300 -0.9 → 32.300	65.600
11.	#46319	KRANJC	Gigi	CAN	2001	9 11	12 11	0 0	27.9 27.8	4.4 5.2	32.300 33.000	65.300
12.	#33808	BEYERS	Aubrey	USA	2001	10 10	12 12	3 5	27.5 27.3	6.0 5.6	-0.9 → 32.600 -0.3 → 32.600	65.200
13.	#30056	KEITEL	Kelly	USA	1997	12 12	12 12	6 3	27.0 27.3	6.4 6.0	-1.2 → 32.200 -0.3 → 33.000	65.200
14.	#35717	STEELE	Lucy	GBR	2000	11 8	14 6	3 3	27.2 28.3	5.2 5.2	-0.9 → 31.500 33.500	65.000
15.	#20004	KHRISTENKO	Alina	RUS	1999	9 12	12 15	6 3	27.3 27.0	6.0 4.4	-0.9 → 32.400 -0.9 → 30.500	62.900
16.	#36003	MCCAIG	Abby	CAN	2001	7 9	12 11	30 15	25.1 26.5	6.0 5.6	-0.9 → 30.200 -0.9 → 31.200	61.400
17.	#22106	FAZIOLI	Julieta	ARG	1999	12 13	15 12	5 9	26.8 26.6	4.4 4.4	-0.9 → 30.300 31.000	61.300

Generated by sporttech.io official scoring system at Nov 16, 2018 1:40:26 PM. Live results at www.sporttech.io/explore.

