



25th FIG Trampoline Gymnastics World Age Group Competitions 16-19 November, 2017, Sofia, Bulgaria, Arena Armeec  
 Individual trampoline – 11-12 Boys – Qualification

						S1	S2	S3	S4	S5	S6	S7	S8	S9	S10	L	E	D	H	Time	Total	Score
1.	#42296	COLE-DYER	Tyler	GBR	2005	0 4	2 1	0 5	0 4	2 4	3 5	2 4	2 4	1 2	2 6	2 2	18.4 15.9		9.45 8.95	16.335 15.650	44.185 51.700	95.885
2.	#39545	BROWN	Ryan	GBR	2005	1 6	1 4	2 6	0 2	2 6	2 2	2 4	1 6	2 4	4 4	2 0	18.1 15.6		9.55 9.35	16.060 15.165	43.710 51.315	95.025
3.	#41946	TANOVITSKII	Maksim	RUS	2005	3 4	2 2	0 4	2 4	2 4	1 5	2 4	3 2	0 4	2 6	4 0	17.9 16.1		9.30 9.40	15.680 14.945	42.880 51.645	94.525
4.	#42432	KURBANOV	Ilia	RUS	2005	2 6	2 5	2 4	2 4	2 8	2 6	4 6	4 4	2 6	2 9	0 0	17.6 14.2		9.85 9.30	15.535 15.290	42.985 49.990	92.975
5.	#42934	NARTOV	Dmitrii	RUS	2006	2 4	2 2	3 6	3 4	2 4	2 4	2 4	2 3	2 4	2 3	0 0	17.8 16.2		9.55 8.95	15.350 14.725	42.700 50.075	92.775
6.	#42869	TERASAWA	Kenta	JPN	2005	2 4	4 4	3 5	4 4	4 5	4 6	4 6	2 4	2 4	2 7	0 1	16.9 15.0		9.45 9.05	15.885 15.120	42.235 50.370	92.605
7.	#41108	DIMITROV	Martin	BUL	2006	2 6	2 4	4 6	2 3	4 3	3 4	2 4	4 2	2 4	4 4	0 0	17.1 16.0		9.65 9.40	15.455 14.670	42.205 50.370	92.575
8.	#41367	DANIS	Emirhan	TUR	2005	0 4	2 4	0 2	2 0	2 4	1 2	2 2	1 3	2 4	3 4	0 0	18.5 17.1		9.55 9.45	14.585 14.130	42.635 49.680	92.315
9.	#42927	HAGEN	Luis	GER	2005	4 4	2 4	4 4	4 4	3 4	2 2	4 3	2 3	2 4	4 6	4 2	16.5 16.0		9.40 9.35	16.135 15.980	42.035 49.530	91.565
10.	#43059	FILIPPOV	Sergei	RUS	2005	2 6	2 6	0 6	3 4	2 4	2 5	4 6	4 6	2 5	2 6	0 0	17.7 14.6		9.50 9.30	15.515 14.470	42.715 48.770	91.485
11.	#42279	MERMIGKAS	Athanasios	GRE	2006	1 4	0 2	0 4	0 4	3 4	2 4	2 6	2 6	2 4	2 4	0 0	18.6 15.8		9.25 9.35	15.020 14.295	42.870 48.545	91.415
12.	#42672	ALBUQUERQUE	Gabriel	POR	2006	2 5	4 3	5 6	4 3	4 6	4 4	2 6	4 6	2 6	4 6	3 1	16.2 14.8		9.65 9.30	15.030 14.050	40.880 48.950	89.830
13.	#42923	FEYH	Miguel	GER	2005	2 7	4 6	2 6	2 6	2 4	4 6	4 6	4 4	4 6	4 8	0 2	16.8 13.9		9.65 9.45	14.885 14.280	41.335 47.830	89.165

							S1	S2	S3	S4	S5	S6	S7	S8	S9	S10	L	E	D	H	Time	Total	Score
14.	#41147	GEORGIEV	Dimitar	 BUL	2005	4	4	4	4	4	4	2	2	4	3	8	0	16.1		9.60	15.425	41.125	89.120
						4	5	4	6	4	6	5	3	4	8	0	15.1	8.7	9.15	15.045	47.995		
15.	#41149	ANGELOV	Maksim	 BUL	2005	3	6	4	4	5	3	4	2	4	4	2	15.9		9.45	15.570	40.920	88.195	
						4	5	4	8	6	5	6	4	5	8	0	14.5	8.8	9.05	14.925	47.275		
16.	#36642	COSTLEY	Liam	 NZL	2005	2	2	2	2	4	2	2	2	2	4	2	17.4		9.75	15.125	42.275	88.110	
						6	6	6	4	6	6	10	7	6	7	0	13.6	9.2	9.05	13.985	45.835		
17.	#36229	UVAROV	Dmitrijs	 LAT	2005	2	2	3	4	2	4	2	3	2	3	0	17.3		9.25	14.910	41.460	87.985	
						3	6	6	6	6	6	4	6	4	10	4	13.9	9.8	8.95	13.875	46.525		
18.	#41494	TUMAKOV	Nikita	 KAZ	2006	0	3	4	4	4	4	4	3	4	4	1	16.5		9.50	14.695	40.695	87.960	
						6	6	6	4	6	5	6	7	5	8	2	13.9	10.5	9.25	13.615	47.265		
19.	#41344	SOWULA	Marcel	 POL	2005	2	2	2	3	3	4	4	2	4	5	2	16.7		9.40	14.605	40.705	87.105	
						5	4	6	9	4	3	5	6	6	8	0	14.4	8.1	9.55	14.350	46.400		
20.	#41457	KONUHOVS	Vadims	 LAT	2006	2	2	5	4	3	3	5	4	4	6	2	16.0		9.55	14.895	40.445	86.740	
						5	6	6	6	4	6	6	4	6	8	2	14.1	8.5	9.45	14.245	46.295		
21.	#42706	MACCAGNAN	Ryan	 USA	2005	4	6	7	5	5	6	8	6	5	6	3	13.9		9.80	15.355	39.055	86.495	
						8	6	8	8	8	8	7	6	8	10	4	11.9	12.3	8.70	14.540	47.440		
22.	#42589	FRAGKIADAKIS	Emmanouil	 GRE	2006	2	2	4	3	2	2	2	4	4	5	2	16.8		9.35	14.715	40.865	86.420	
						6	6	6	3	4	4	5	4	4	8	4	14.6	8.2	8.85	13.905	45.555		
23.	#42730	LARSON	Ivan	 USA	2006	2	5	4	4	2	4	4	4	4	4	0	16.3		9.55	14.650	40.500	86.220	
						6	8	9	8	6	7	6	6	8	6	0	13.0	9.7	9.70	13.320	45.720		
24.	#42066	NAWROCKI	Jan	 POL	2006	2	3	1	6	4	4	6	2	3	6	2	16.1		9.25	15.030	40.380	86.140	
						6	6	6	3	6	6	8	6	6	8	2	13.7	7.8	9.55	14.710	45.760		
25.	#41290	TORIBIO	Nicolas	 ESP	2005	4	2	2	4	4	4	4	2	2	6	2	16.4		9.40	14.725	40.525	86.140	
						7	6	8	8	8	8	6	4	8	10	3	12.4	10.1	9.20	13.915	45.615		
26.	#37009	AVITIA	Francisco	 MEX	2005	2	4	3	2	4	4	3	2	4	6	0	16.6		9.45	13.755	39.805	85.920	
						6	4	6	4	3	4	6	4	6	6	0	15.1	7.6	9.80	13.615	46.115		
27.	#42697	HIGGINS	Braxton	 USA	2005	4	2	3	4	4	4	4	4	4	8	2	15.7		9.50	14.730	39.930	85.860	
						4	6	4	8	6	4	8	6	7	10	3	13.4	9.1	8.80	14.630	45.930		
28.	#41383	POLONETS	Illia	 UKR	2005	4	3	4	4	6	3	4	3	2	3	2	16.2		9.45	14.615	40.265	85.280	
						10	6	6	8	6	7	4	4	6	10	4	12.9	9.8	8.55	13.765	45.015		

							S1	S2	S3	S4	S5	S6	S7	S8	S9	S10	L	E	D	H	Time	Total	Score
29.	#42751	PERCIVAL	Jayce	 USA	2005	2	4	4	4	6	6	4	4	4	4	6	0	15.6		9.45	14.020	39.070	85.115
						8	8	8	8	6	8	10	7	8	6	0	12.3	10.3	9.20	14.245	46.045		
30.	#41658	KROL	Szymon	 POL	2006	4	2	2	4	2	6	4	4	2	6	0	16.4		9.70	13.745	39.845	84.890	
						6	6	8	8	5	6	7	6	8	8	3	12.9	9.1	9.25	13.795	45.045		
31.	#41791	CORTHESEY	Robin	 SUI	2005	2	4	2	4	4	2	6	3	6	6	2	15.9		9.45	14.275	39.625	84.790	
						6	6	7	6	5	6	6	4	4	8	0	14.2	8.5	8.75	13.715	45.165		
32.	#36888	WINDIG	Jouke	 NED	2006	2	2	4	4	4	5	4	4	4	6	0	16.1		9.45	13.640	39.190	84.525	
						8	4	8	6	6	5	7	6	7	7	2	13.4	9.4	9.35	13.185	45.335		
33.	#41595	DEKLERCK	Brent	 BEL	2006	4	8	4	6	4	4	4	5	4	4	4	14.9		9.50	14.175	38.575	84.160	
						6	6	8	9	7	6	5	5	5	6	2	13.5	9.1	9.15	13.835	45.585		
34.	#42755	ZUNIGA	Saul	 MEX	2005	3	4	2	4	4	2	4	3	2	4	3	16.5		9.50	14.115	40.115	84.080	
						8	6	8	6	7	6	7	8	6	6	1	13.1	8.3	9.05	13.515	43.965		
35.	#36461	KAEFER	Max	 SUI	2005	4	4	2	2	4	4	4	4	2	6	2	16.2		9.20	14.320	39.720	83.590	
						6	9	10	10	6	6	8	6	6	10	3	12.0	9.1	9.60	13.170	43.870		
36.	#41953	WESTBROEK	Cas	 NED	2006	5	6	3	3	6	5	4	5	4	6	0	15.3		9.65	13.965	38.915	82.825	
						8	6	8	8	9	6	8	6	6	10	2	12.3	9.1	9.15	13.360	43.910		
37.	#41306	TORIBIO	Alejandro	 ESP	2005	4	4	4	6	4	5	4	5	4	6	0	15.4		9.55	13.750	38.700	82.130	
						10	6	8	10	6	4	10	8	8	10	2	11.8	9.0	9.15	13.480	43.430		
38.	#41567	PAPADATOS	Nektarios	 GRE	2006	2	4	2	4	4	4	4	4	3	10	2	15.7		9.25	14.000	38.950	81.995	
						7	6	9	8	6	6	6	6	6	10	4	12.6	7.8	9.20	13.445	43.045		
39.	#38084	EECKHOUT	Robbe	 BEL	2005	5	6	4	4	6	4	4	6	6	8	0	14.7		9.60	13.300	37.600	81.735	
						6	6	8	9	6	6	6	4	6	8	0	13.5	8.1	9.10	13.435	44.135		
40.	#42385	SOBHY	Ramez	 EGY	2006	4	6	2	4	4	4	4	4	4	6	0	15.8		9.65	13.290	38.740	81.650	
						6	5	6	6	6	6	6	4	6	8	0	14.1	7.1	9.05	12.660	42.910		
41.	#42619	ROBERTI	Tomas	 ARG	2006	4	5	4	6	6	8	6	4	7	8	0	14.2		9.55	13.370	37.120	81.380	
						6	6	6	8	7	6	8	6	6	8	4	12.9	8.3	9.40	13.660	44.260		
42.	#42559	BOTELHO	Martim	 POR	2005	4	4	6	5	6	6	4	6	4	4	0	15.1		9.45	13.300	37.850	81.160	
						6	5	6	6	5	6	8	6	6	10	4	13.2	7.8	8.75	13.560	43.310		
43.	#42470	VAZQUEZ	Camilo	 MEX	2005	4	6	6	6	4	4	5	4	5	6	4	14.6		9.35	14.195	38.145	80.730	
						4	6	7	6	7	8	8	6	6	8	2	13.2	6.2	9.45	13.735	42.585		

							S1	S2	S3	S4	S5	S6	S7	S8	S9	S10	L	E	D	H	Time	Total	Score
44.	#42386	HAFEZ	Yassin	 EGY	2006	4	4	4	4	6	5	6	4	4	6	2	15.1			9.65	12.785	37.535	80.475
						6	4	5	6	6	6	6	5	8	8	2	13.8	7.1		9.30	12.740	42.940	
45.	#42396	ABDELKADER	Abdelrahman	 EGY	2005	6	6	6	6	8	6	8	6	6	6	2	13.4			9.45	12.985	35.835	75.230
						5	6	6	8	9	8	9	8	6	9	3	12.3	5.3		8.75	13.045	39.395	
46.	#36808	NAKAYAMA	Yorito	 JPN	2005	4	4	4	6	6	4	6	4	6	8	4	14.4			9.05	16.355	39.805	74.855
						6	4	8	6	8	8	8					9.2	8.8		6.15	10.900	35.050	
47.	#42572	TERBLANCHE	Liam	 RSA	2005	4	6	6	8	10	9	9	6	7	10	4	12.1	-2.0		9.65	13.420	33.170	73.560
						10	10	10	10	6	8	10	10	8	9	4	10.5	7.8		9.20	12.890	40.390	
48.	#42387	ABDELGAWAD	Ismail	 EGY	2006	4	3	6	6	6	6	6	4	6	8	2	14.3			9.00	11.225	34.525	72.325
						4	6	6	5	7	8	9	8	9	10	1	12.7	5.4		8.65	11.050	37.800	
49.	#41107	STOYANOV	Valentin	 BUL	2006	2	4	4	3	4	4	2	2	4	2	0	16.9			9.65	15.285	41.835	70.810
						6	6	7	5	6	8						8.2	6.9		5.35	8.525	28.975	
50.	#41726	BOEYE	Niels	 BEL	2005	6	6	6	8	8	7	8	6	6	8	0	13.1	-4.0		9.70	11.670	30.470	70.240
						8	5	8	6	8	8	6	7	6	10	2	12.6	5.2		9.40	12.570	39.770	
51.	#36629	CORNELISSEN	Isak	 GBR	2005	0	2	2	2	2	2	4	2	2	3	2	17.7			9.85	16.160	43.710	59.120
						5	4	6									4.5	3.8		2.50	4.610	15.410	
52.	#42611	MORAR	Alex	 POR	2005	4	8	6									4.2			2.75	4.560	11.510	56.315
						5	4	4	4	4	6	6	10	7	6	4	14.0	7.6		8.90	14.305	44.805	
53.	#41568	KONTODIMOS	Angelos Iosif	 GRE	2005	0	2	2	2	4	2	4	4	3	7	0	17.0			9.65	15.020	41.670	55.070
						6	9	9									3.6	2.9		2.80	4.100	13.400	
54.	#42789	FLORENCIO	Jose	 POR	2005	7	6	4	8	6	6	6	5	6	8	0	13.8			9.60	14.195	37.595	54.675
						10	8	10	10								4.2	3.7		3.40	5.780	17.080	

Generated by [sporttech.io](http://sporttech.io) official scoring system at **Nov 16, 2017 10:38:00 AM**. Live results at [www.sporttech.io/explore](http://www.sporttech.io/explore).



MINISTRY OF YOUTH AND SPORTS





25th FIG Trampoline Gymnastics World Age Group Competitions 16-19 November, 2017, Sofia, Bulgaria, Arena Armeec  
 Individual trampoline – 11-12 Girls – Qualification



						S1	S2	S3	S4	S5	S6	S7	S8	S9	S10	L	E	D	H	Time	Total	Score	
1.	#36356	BLADTCEVA	Anzhela	RUS	2005	0 4	2 2	0 4	0 2	2 4	1 2	2 3	2 4	0 3	0 6	0 0	19.1 16.6		9.75 12.1	9.35	16.150 15.365	45.000 53.415	98.415
2.	#41222	MAKOVEEVA	Anna	RUS	2005	2 4	2 2	1 4	2 3	4 3	0 2	3 4	4 4	2 4	2 3	0 0	17.8 16.7		9.65 10.2	9.40	15.925 15.495	43.375 51.795	95.170
3.	#41899	SPRING	Josephine	GBR	2005	2 3	2 4	2 3	2 4	2 2	0 2	2 4	1 4	2 4	2 4	0 0	18.3 16.6		9.60 8.9	9.65	16.260 15.455	44.160 50.605	94.765
4.	#42153	KARPOVA	Violetta	RUS	2005	2 4	2 3	2 5	1 2	2 4	0 4	2 4	2 4	2 3	1 4	0 0	18.4 16.3		9.10 10.3	9.10	16.460 14.995	43.960 50.695	94.655
5.	#41295	COLAK	Elif	TUR	2005	0 5	0 3	0 4	2 2	1 4	3 2	2 4	2 2	0 2	6 3	1 0	18.3 16.9		9.35 9.0	9.65	15.555 14.930	43.205 50.480	93.685
6.	#41218	BLOKHINA	Natalia	RUS	2006	1 4	0 2	0 6	4 8	2 5	2 4	2 4	2 4	2 4	2 4	0 0	18.3 15.5		9.50 10.2	9.60	14.995 14.830	42.795 50.130	92.925
7.	#40815	RAGIMOVI	Mariam	GEO	2006	2 4	4 4	1 4	0 2	2 4	0 2	3 4	0 4	1 4	1 3	0 0	18.6 16.5		9.35 8.7	9.50	14.990 14.835	42.940 49.535	92.475
8.	#36228	OVCARUKA	Darja	LAT	2005	0 4	0 4	2 6	3 2	2 4	2 4	3 4	0 6	2 4	6 8	0 0	18.0 15.4		9.25 10.6	9.40	15.235 14.470	42.485 49.870	92.355
9.	#41541	SIARHEYEVA	Maryia	BLR	2006	0 2	2 4	2 2	2 4	2 4	3 4	3 5	2 4	3 4	2 5	0 0	17.9 16.2		9.40 9.0	8.85	15.450 15.150	42.750 49.200	91.950
10.	#42872	TANAKA	Kiko	JPN	2006	1 4	1 3	2 6	2 2	0 4	2 4	4 4	2 4	2 3	3 6	0 0	18.1 16.0		9.20 9.7	9.50	15.030 14.405	42.330 49.605	91.935
11.	#36830	HARIMA	Kokone	JPN	2005	2 4	0 3	3 4	4 4	2 4	3 4	2 5	4 4	6 4	4 6	0 0	17.0 15.8		9.65 10.1	9.20	15.320 14.680	41.970 49.780	91.750
12.	#42894	MOSELEY	Lois	GBR	2005	0 4	2 2	0 4	0 6	2 2	2 4	4 4	2 3	2 4	3 4	0 2	18.3 16.1		9.45 8.3	8.95	15.250 14.460	43.000 47.810	90.810
13.	#41997	DOMINEY	Laura	GBR	2005	0 4	0 4	1 4	2 4	4 4	0 4	3 4	2 2	3 4	4 4	2 2	17.9 16.0		9.60 8.2	9.35	14.710 14.210	42.210 47.760	89.970

							S1	S2	S3	S4	S5	S6	S7	S8	S9	S10	L	E	D	H	Time	Total	Score
14.	#42698	SCHANELY	Vivian	 USA	2005	0	2	1	4	2	3	2	0	1	3	0	18.2		9.70	14.530		42.430	89.680
						4	5	6	5	4	4	6	4	5	5	0	15.2	8.9	9.50	13.650		47.250	
15.	#42603	MOURATIADI	Anna Maria	 GRE	2005	2	2	1	1	3	2	2	1	3	4	0	17.9		9.30	14.070		41.270	89.325
						4	4	4	2	4	4	4	2	4	4	0	16.4	8.1	9.60	13.955		48.055	
16.	#36639	FRENCH	Sienna	 NZL	2005	2	2	1	2	3	0	2	0	4	4	1	17.9		9.25	14.810		41.960	89.285
						4	4	5	4	4	6	4	4	6	5	2	15.2	8.5	9.40	14.225		47.325	
17.	#42735	HERNANDO	Ava	 USA	2005	2	4	2	2	2	2	4	3	4	6	2	16.7		9.10	14.980		40.780	89.095
						6	4	4	4	6	6	4	2	3	5	2	15.4	9.7	9.20	14.015		48.315	
18.	#42920	ALAROVA	Sofia	 UKR	2006	0	2	2	3	2	3	3	2	2	2	0	17.9		9.65	14.240		41.790	88.805
						4	4	4	8	6	4	4	4	3	4	0	15.5	8.4	9.50	13.615		47.015	
19.	#41412	BARDZILOUSKAYA	Viyaleta	 BLR	2005	2	2	2	4	4	4	2	3	6	4	0	16.7		9.15	15.390		41.240	88.175
						6	5	7	4	6	5	8	4	6	6	0	14.3	10.2	8.75	13.685		46.935	
20.	#37410	HUETTE	Rayleigh	 USA	2006	2	2	2	4	4	4	4	2	4	6	0	16.6		9.70	14.120		40.420	87.435
						4	4	6	6	4	5	6	6	4	5	0	15.0	8.5	9.40	14.115		47.015	
21.	#41343	NOWACZYK	Matylda	 POL	2006	1	2	1	2	3	3	3	4	4	6	2	16.9		9.50	14.245		40.645	87.340
						5	2	4	4	4	2	6	6	4	6	4	15.3	8.1	9.15	14.145		46.695	
22.	#36397	CHAPMAN	Rylee	 USA	2005	2	3	1	4	3	4	4	3	4	4	1	16.7		9.35	14.000		40.050	86.930
						6	4	8	6	6	6	6	4	6	6	1	14.1	9.9	9.40	13.480		46.880	
23.	#41217	GIAMPIERI	Giorgia	 ITA	2005	2	2	0	4	4	4	6	2	4	5	0	16.7		9.50	14.420		40.620	86.090
						6	8	6	6	6	6	8	5	6	9	0	13.4	8.9	9.20	13.970		45.470	
24.	#41968	WESTHUIS	Eline	 NED	2006	4	2	2	3	2	4	0	2	3	4	0	17.4		9.50	13.815		40.715	86.080
						4	6	8	4	4	5	4	4	5	6	0	15.0	7.8	9.20	13.365		45.365	
25.	#42911	AXIOPOULOS	Melina	 GER	2005	2	3	2	4	4	3	2	3	6	4	2	16.5		9.30	14.235		40.035	85.935
						5	8	6	6	4	6	3	4	6	5	0	14.7	7.5	9.50	14.200		45.900	
26.	#36460	MEURY	Fiona	 SUI	2005	2	2	1	2	4	4	4	2	4	4	2	16.9		9.60	13.665		40.165	85.915
						5	6	6	4	4	6	8	4	4	8	2	14.3	8.5	9.60	13.350		45.750	
27.	#41538	MAKARANKA	Hanna	 BLR	2006	3	0	3	4	4	3	4	4	4	4	0	16.7		8.80	14.360		39.860	85.840
						4	4	6	6	6	4	4	2	4	5	0	15.5	8.2	8.45	13.830		45.980	
28.	#36223	SARAFOVA	Diana	 BUL	2005	4	4	4	4	4	6	6	4	4	3	1	15.6		9.35	14.095		39.045	85.820
						6	4	6	6	4	4	6	6	6	8	1	14.3	9.0	9.60	13.875		46.775	

							S1	S2	S3	S4	S5	S6	S7	S8	S9	S10	L	E	D	H	Time	Total	Score
29.	#41379	RODRIGUEZ	Marta	 ESP	2006	1	2	0	3	4	4	4	2	3	6	0	17.1		9.40	14.320		40.820	85.685
						4	4	4	5	6	6	7	8	8	6	2	14.0	8.4	8.75	13.715		44.865	
30.	#41365	MORET	Lucie	 SUI	2005	2	2	4	4	4	3	6	3	3	6	0	16.3		9.60	13.570		39.470	85.590
						5	4	5	5	4	5	8	4	6	8	1	14.5	8.5	9.55	13.570		46.120	
31.	#42753	TORIJA	Brisa	 MEX	2006	4	4	2	4	3	4	4	1	5	8	0	16.1		9.40	13.965		39.465	85.435
						6	3	6	3	4	4	5	4	6	4	0	15.5	7.0	9.65	13.820		45.970	
32.	#41730	MARKELOVA	Anjelika	 UZB	2006	2	2	4	4	4	4	4	0	3	4	0	16.9		9.45	13.490		39.840	85.280
						4	6	6	8	6	6	4	4	6	6	1	14.3	8.6	9.40	13.140		45.440	
33.	#41964	VAN GELDER	Senna	 NED	2006	2	2	2	3	2	2	4	2	4	6	1	17.0		9.50	13.775		40.275	85.230
						6	6	6	4	5	6	6	4	6	8	4	13.9	8.2	9.45	13.405		44.955	
34.	#41308	VALERO	Desiree	 ESP	2005	2	3	4	2	5	5	3	4	6	5	4	15.7		9.75	13.475		38.925	85.220
						4	2	4	6	6	7	4	5	7	10	4	14.1	8.7	9.30	14.195		46.295	
35.	#41314	LESIK	Hanna	 POL	2006	3	3	0	3	4	3	4	2	4	4	0	17.0		9.60	13.895		40.495	84.855
						5	4	6	5	6	5	6	6	5	7	2	14.3	7.6	9.00	13.460		44.360	
36.	#41166	OSTROVSKA	Sofija	 LAT	2006	2	4	2	4	4	4	6	5	4	8	0	15.7		8.85	14.445		38.995	84.320
						6	4	6	6	5	6	6	4	6	8	4	13.9	8.1	9.20	14.125		45.325	
37.	#41255	PICHLER	Lia	 SUI	2006	2	3	2	2	4	4	3	1	2	4	0	17.3		9.60	13.720		40.620	84.300
						6	6	7	8	8	6	8	7	6	8	2	12.8	9.4	9.00	12.480		43.680	
38.	#41963	BOSSCHART	Valerie	 NED	2006	2	3	4	4	2	4	0	2	3	6	0	17.0		9.45	14.455		40.905	84.075
						6	4	9	10	8	6	7	8	8	9	2	12.3	7.3	9.45	14.120		43.170	
39.	#41380	GARCIA	Maria	 ESP	2006	2	3	4	4	6	8	2	2	4	8	0	15.7		9.20	13.325		38.225	83.990
						4	4	5	2	4	6	6	5	6	5	2	15.1	7.6	9.50	13.565		45.765	
40.	#41110	STAMOVA	Kristina	 BUL	2006	4	4	4	4	6	4	6	2	2	4	2	15.8		9.00	13.425		38.225	83.665
						6	5	6	3	4	2	7	6	6	6	1	14.8	8.1	9.15	13.390		45.440	
41.	#41305	SANZ	Diana	 ESP	2005	2	4	2	4	6	2	4	2	4	6	4	16.0		9.35	15.045		40.395	83.465
						5	7	8	5	6	7	6	7	8	10	20	11.1	8.8	9.10	14.070		43.070	
42.	#42749	NOBRE	Matilde	 POR	2006	4	3	0	4	2	4	6	2	6	6	0	16.3		9.65	13.340		39.290	83.365
						6	6	2	4	4	6	0	4	4	6	0	15.8	5.3	9.60	13.375		44.075	
43.	#41970	SILVA	Marta	 POR	2005	2	3	3	6	4	4	4	4	3	6	0	16.1		9.35	14.545		39.995	83.250
						6	4	3	4	8	4	6	4	6	6	4	14.5	6.3	9.35	13.105		43.255	

						S1	S2	S3	S4	S5	S6	S7	S8	S9	S10	L	E	D	H	Time	Total	Score	
44.	#42203	BECUAR	Melissa	 MEX	2006	4	4	0	4	3	4	4	4	4	6	0	16.3		9.50	13.815		39.615	83.045
						6	4	6	4	4	4	6	5	4	8	5	14.4	6.9	8.95	13.180		43.430	
45.	#42673	SANTOS	Francisca	 POR	2006	3	4	2	4	6	4	2	2	5	6	3	15.9		9.20	13.870		38.970	82.495
						6	6	6	3	6	5	4	4	7	6	2	14.5	6.8	9.05	13.175		43.525	
46.	#41089	MAZAR	May	 ISR	2005	5	5	4	5	3	4	6	2	5	6	2	15.3		9.65	13.695		38.645	81.410
						4	6	5	6	6	6	3	6	8	7	4	13.9	5.7	9.55	13.615		42.765	
47.	#41958	SCHRIER	Johanna	 NED	2005	4	3	2	4	4	4	10	6	6	8	3	14.6		9.50	14.640	-2.0 →	36.740	80.440
						8	6	8	6	6	6	8	8	8	8	2	12.6	7.6	9.00	14.500		43.700	
48.	#42468	BECERRIL	Julia	 MEX	2006	2	4	6	6	4	3	4	4	4	6	0	15.7		9.75	12.685		38.135	79.650
						4	8	9	5	6	6	6	6	4	6	2	13.8	6.0	9.30	12.415		41.515	
49.	#41326	SIEPETOWSKA	Julia	 POL	2005	0	1	0	1	4	2	3	0	2	4	0	18.3		9.50	14.325		42.125	78.650
						4	4	6	3	6	4	4	6				12.3	6.5	6.85	10.875		36.525	
50.	#42635	SAMELSELG	Hanna	 EST	2005	4	2	3	4	2	5	6	2	4	8	0	16.0		9.35	13.705		39.055	77.930
						8	6	8	7	6	6	6	5	7			12.1	6.0	8.55	12.225		38.875	
51.	#41090	MAZAR	Ziv	 ISR	2005	6	8	5	6	4	6	6	2	4	7	5	14.1		9.25	14.055		37.405	77.570
						6	8	10	6	7	2	7	10	8	10	4	12.2	5.3	8.70	13.965		40.165	
52.	#38085	BOURY	Charlotte	 BEL	2006	5	5	5	4	6	4	6	6	7	10	1	14.1		9.25	12.495		35.845	77.165
						8	6	8	6	7	8	9	7	8	10	4	11.9	7.8	9.50	12.120		41.320	
53.	#42628	JOESAAR	Triinu	 EST	2006	6	6	8	7	6	8	9	5	8	10	4	12.3		9.15	12.770		34.220	73.995
						8	6	8	8	8	8	10	6	8	10	2	11.8	6.0	9.10	12.875		39.775	
54.	#42646	MATOS	Ana	 POR	2002	3	4	3	6	8	8	6	2	7	7	3	14.3		9.25	14.355		37.905	67.100
						4	5	6	8	6	8	8					9.5	4.1	6.50	9.095		29.195	
55.	#42281	KALPAXI	Angeliki	 GRE	2005	0	0	0	0	3	2	2	1	2	2	0	18.8		9.50	15.495		43.795	64.095
						5	6	4	6								5.9	4.6	3.65	6.150		20.300	
56.	#42614	NAVARRINE	Paloma	 ARG	2005	6	9	6	6	6	6	6					9.5		6.35	9.750		25.600	63.925
						7	6	6	6	5	5	7	7	6			12.5	5.6	8.15	12.075		38.325	
57.	#38398	BAL	Roos	 BEL	2006	3	4	2	3	4	5	6	2	5	6	2	15.8		9.70	12.670		38.170	59.265
						6	4	8	6	10							6.6	4.1	4.50	5.895		21.095	
58.	#42595	TOUSTZOGLU	Lydia	 GRE	2006	0	2	3									5.5		2.60	4.250		12.350	57.945
						5	8	6	4	6	4	6	4	4	6	2	14.5	8.1	9.05	13.945		45.595	



						S1	S2	S3	S4	S5	S6	S7	S8	S9	S10	L	E	D	H	Time	Total	Score
59.	#41312	PIEKORZ	Milena	 POL	2006	2	2	2	2	4	4	5	2	3	4	0	17.0		9.30	14.225	40.525	53.675
						5	6	5									4.4	3.0	2.55	3.200	13.150	
60.	#36459	DALCHER	Anouk	 SUI	2005	2	2	0	4	4	6	4	2	4	5	1	16.6		9.50	13.855	39.955	49.215
						5	10										2.5	2.3	1.80	2.660	9.260	

Generated by [sporttech.io](http://sporttech.io) official scoring system at **Nov 16, 2017 10:37:48 AM**. Live results at [www.sporttech.io/explore](http://www.sporttech.io/explore).



**MINISTRY OF YOUTH AND SPORTS**





25th FIG Trampoline Gymnastics World Age Group Competitions 16-19 November, 2017, Sofia, Bulgaria, Arena Armeec  
 Individual trampoline – 13-14 Boys – Qualification

						S1	S2	S3	S4	S5	S6	S7	S8	S9	S10	L	E	D	H	Time	Total	Score
1.	#33953	BUILOU	Andrei	BLR	2004	0 3	0 4	0 3	2 1	0 4	2 4	2 3	2 2	2 2	2 4	0	18.8 17.0		9.70 9.40	17.180 16.310	45.680 56.010	101.690
2.	#31448	LOGIN	Dmitrii	RUS	2003	2 2	2 4	1 4	2 2	2 4	2 2	4 4	2 4	2 4	2 6	0	17.9 16.4		9.65 9.05	18.315 17.240	45.865 54.990	100.855
3.	#30823	STANKEVICH	Sebastysyan	BLR	2003	0 4	0 3	2 4	2 2	0 4	2 4	2 3	0 2	2 3	2 6	0	18.8 16.5		9.65 9.35	16.880 16.210	45.330 55.360	100.690
4.	#36811	NISHIOKA	Ryusei	JPN	2003	1 4	2 6	2 4	2 6	4 6	4 5	2 4	4 5	4 4	4 6	0	17.1 14.9		9.85 9.05	17.765 16.790	44.715 55.240	99.955
5.	#30098	RAMACCI	Zachary	USA	2003	2 4	2 4	2 4	3 3	1 4	2 4	2 4	4 4	2 4	4 6	0	17.6 15.7		9.65 9.00	16.795 16.280	44.045 54.280	98.325
6.	#30935	MARTINEZ	Adrian	MEX	2003	0 2	0 2	1 4	2 4	2 4	2 4	4 4	0 6	5 4	5 6	0	17.9 16.0		9.35 9.15	16.895 15.210	44.145 53.660	97.805
7.	#33064	KOZLOV	Kirill	RUS	2004	0 4	3 4	2 4	2 4	2 2	2 4	2 4	2 4	2 4	2 6	1	18.0 16.0		9.40 9.15	16.520 15.585	43.920 53.835	97.755
8.	#30799	FJODOROV	Ilja	LAT	2003	0 4	2 4	2 6	4 4	2 6	2 5	2 4	0 6	2 6	2 6	0	18.2 14.9		9.30 8.75	16.955 15.595	44.455 52.545	97.000
9.	#42870	NAKAYAMA	Motoki	JPN	2003	2 4	3 4	4 5	2 6	3 6	4 5	4 5	2 6	4 5	4 5	0	16.8 14.5		9.65 9.60	17.240 16.415	43.690 53.015	96.705
10.	#32879	KASIMOV	Danila	RUS	2004	0 4	0 2	2 4	2 2	2 5	4 4	3 4	1 3	2 4	4 6	0	18.0 16.2		9.60 9.40	16.285 14.755	43.885 52.155	96.040
11.	#33826	DUARTE	Joao	POR	2003	3 6	0 5	2 6	2 4	4 4	3 3	2 3	2 4	2 4	4 5	2	17.4 15.4		9.60 9.80	16.140 15.590	43.140 51.290	94.430
12.	#33955	PSHANKO	Daniil	BLR	2004	1 5	6 4	4 6	3 4	4 6	1 3	1 4	2 5	4 4	4 7	0	17.0 15.0		9.50 8.95	16.695 15.035	43.195 51.085	94.280
13.	#42280	NTEREMPASIAN	Arsen	GRE	2003	0 6	0 6	0 4	1 4	2 3	4 3	2 4	2 2	1 4	4 3	0	18.4 16.0		9.30 8.90	15.865 15.060	43.565 50.160	93.725

						S1	S2	S3	S4	S5	S6	S7	S8	S9	S10	L	E	D	H	Time	Total	Score
14.	#28980	DODD	Gavin	 CAN	2003	0	2	4	4	4	5	4	2	4	4	0	16.7		9.20	14.660	40.560	93.480
						4	6	5	3	6	4	5	5	4	6	0	15.2	13.3	9.75	14.670	52.920	
15.	#33757	WILLIAMS	Jace	 USA	2004	2	2	2	4	6	4	2	2	2	4	0	17.0		9.50	15.600	42.100	93.420
						6	6	6	6	5	7	5	4	4	7	2	14.2	12.6	9.35	15.170	51.320	
16.	#41429	REMPALSKI	Kacper	 POL	2003	2	2	2	2	2	4	4	2	2	3	4	17.1		9.30	16.350	42.750	93.400
						4	6	8	6	6	6	8	6	6	5	4	13.5	13.1	8.60	15.450	50.650	
17.	#31112	SUSTELO MARIANITO	Miguel	 POR	2003	1	0	3	2	2	3	4	1	2	3	0	17.9		9.30	16.605	43.805	93.195
						3	4	4	6	4	4	6	2	3	4	0	16.0	9.1	8.60	15.690	49.390	
18.	#36318	GALITSKIY	Sergey	 KAZ	2003	4	4	6	4	4	4	3	2	3	6	0	16.0		9.15	16.545	41.695	93.050
						5	4	6	4	4	6	6	6	5	4	2	14.8	11.0	9.25	16.305	51.355	
19.	#33633	RUBIO	Yuren	 ESP	2003	2	2	2	4	4	3	3	2	3	4	2	16.9		9.45	15.870	42.220	92.950
						6	4	6	4	6	4	5	4	4	7	2	14.8	11.2	9.40	15.330	50.730	
20.	#36234	JURK	Clemens	 GER	2003	2	2	2	2	2	2	4	2	2	4	3	17.3		9.20	16.075	42.575	92.820
						5	4	4	6	4	3	4	3	4	6	2	15.5	9.7	9.35	15.695	50.245	
21.	#34679	MONKTON	Nathan	 NZL	2003	3	3	3	4	6	4	3	5	4	4	0	16.1		9.25	16.650	42.000	92.420
						6	6	5	6	4	6	7	6	6	6	2	14.0	11.1	9.45	15.870	50.420	
22.	#32646	PATISSO COLONNA	Samuele	 ITA	2003	2	2	4	3	4	4	4	4	2	4	0	16.7		9.60	16.905	43.205	92.280
						6	6	8	8	6	6	5	5	6	7	2	13.5	11.3	8.90	15.375	49.075	
23.	#33628	CAZORLA	Jorge	 ESP	2004	2	2	3	3	4	2	2	2	2	3	2	17.3		9.75	14.990	42.040	92.245
						4	2	4	2	4	5	4	3	2	6	10	15.4	10.2	9.75	14.855	50.205	
24.	#42693	BALROA	Afonso	 POR	2003	4	6	3	4	5	6	4	4	4	6	4	15.0		9.35	16.360	40.710	91.790
						6	3	4	4	4	3	4	4	4	6	4	15.4	10.9	9.10	15.680	51.080	
25.	#34335	DROBINSKI	Mateusz	 POL	2004	2	2	2	4	4	4	3	6	4	3	2	16.4		9.10	16.515	42.015	91.755
						4	8	8	8	8	6	4	5	4	6	2	13.7	11.8	8.90	15.340	49.740	
26.	#34271	ALTINDAG	Elmas Ertug	 TUR	2003	0	1	2	2	2	3	4	2	2	4	0	17.8		9.50	16.110	43.410	91.455
						4	2	6	4	4	2	4	5	4	6	0	15.9	8.0	8.80	15.345	48.045	
27.	#33216	VALENTINOV	Emanoil	 BUL	2004	0	2	2	2	2	3	4	6	4	4	0	17.1		9.40	15.315	41.815	91.420
						4	4	6	4	4	4	4	6	6	5	2	15.1	11.0	9.45	14.055	49.605	
28.	#34680	DOUGAL	James	 NZL	2003	3	4	2	4	4	2	4	3	2	2	0	17.0		9.75	16.240	42.990	91.420
						6	7	6	6	6	6	6	4	6	8	3	13.6	10.7	9.10	15.030	48.430	

						S1	S2	S3	S4	S5	S6	S7	S8	S9	S10	L	E	D	H	Time	Total	Score
29.	#34692	REMY	Victor	 FRA	2003	4 6	2 6	2 6	4 4	4 4	4 8	4 6	6 6	4 6	4 6	2 1	16.0 14.1		9.20 9.20	15.940 15.090	41.140 50.190	91.330
30.	#33899	PAPADATOS	Apostolos	 GRE	2003	4 4	2 4	2 4	4 6	4 4	2 6	2 2	3 3	4 4	6 8	20 4	14.7 15.1		9.25 9.00	16.345 15.620	40.295 50.920	91.215
31.	#34334	STARCZYNSKI	Wiktor	 POL	2004	3 4	4 4	4 6	4 3	5 4	4 4	2 5	2 6	2 6	4 8	2 0	16.4 15.0		9.30 9.30	15.575 14.840	41.275 49.640	90.915
32.	#23826	TIELEMAN	Nard	 NED	2003	2 6	3 6	4 6	1 3	3 5	4 6	4 6	4 6	4 4	6 8	2 3	16.3 14.1		9.35 9.50	15.755 15.410	41.405 49.310	90.715
33.	#40546	BOSSOV	Vladislav	 KAZ	2004	3 3	4 2	2 2	4 4	4 4	4 4	2 4	2 3	4 4		6 0	15.1 16.4		7.70 8.80	15.400 16.525	38.200 52.325	90.525
34.	#34269	TOPCU	Baran	 TUR	2004	2 4	2 3	0 6	3 4	4 6	2 8	1 4	1 4	2 4	4 6	0 1	17.9 15.0		9.70 8.95	15.320 14.420	42.920 47.570	90.490
35.	#32647	GIOVANNONI	Nicolo	 ITA	2004	0 4	2 2	4 6	4 4	4 5	4 4	4 4	2 4	2 5		7 2	15.4 15.3		8.60 9.60	14.540 15.205	38.540 51.705	90.245
36.	#42529	TROYAN	Artur	 UKR	2003	2 4	2 4	4 8	2 4	4 6	4 9	4 8	5 6	4 8	4 9	0 4	16.5 13.0		9.55 8.80	15.755 15.455	41.805 48.155	89.960
37.	#33513	VEGA	Diego	 MEX	2003	4 5	4 4	2 6	3 8	4 8	4 6	4 6	4 6	4 7	4 6	2 4	16.1 13.4		9.50 8.40	16.975 15.905	42.575 47.105	89.680
38.	#42921	GARMANN	Lars	 GER	2004	2 5	2 6	4 4	4 7	2 6	4 8	1 6	2 6	3 7	4 6	0 2	17.2 13.7		9.30 9.00	14.965 14.190	41.465 48.090	89.555
39.	#41962	VAN TILBORG	Ralph	 NED	2004	4 6	2 6	2 8	4 4	5 6	4 2	4 5	3 6	3 4	4 6	0 2	16.5 14.5		8.70 9.45	15.110 14.305	40.310 48.055	88.365
40.	#42926	MEINERT	Paul	 GER	2004	3 4	3 5	2 5	2 4	4 4	1 2	4 4	2 4	2 3	3 4	2 0	17.2 16.1		9.10 8.95	15.055 14.515	41.355 46.965	88.320
41.	#41136	NEGANNEGIJIG	Reuben	 CAN	2003	1 6	2 6	4 10	4 10	4 9	4 10	3 8	2 6	8 6	8 8	2 3	15.8 11.8		9.35 8.45	16.140 14.500	41.290 46.750	88.040
42.	#41287	TOUMPAN	Retzep	 GRE	2004	2 4	4 6	3 6	4 7	3 4	2 5	2 6	0 2	2 3	3 4	1 0	17.4 15.3		9.60 9.30	14.645 14.475	41.645 46.275	87.920
43.	#42754	GOMEZ	Ivan	 MEX	2003	6 6	6 6	4 6	4 6	6 4	7 4	6 4	6 4	5 6	6 7	2 0	14.2 14.3		9.40 8.8	16.065 15.425	39.665 47.975	87.640

						S1	S2	S3	S4	S5	S6	S7	S8	S9	S10	L	E	D	H	Time	Total	Score
44.	#34141	KUSDEMIR	Guenay	 BEL	2003	4 7	4 8	3 8	4 6	4 7	4 8	6 6	4 5	6 7	6 8	4 2	15.1 12.8	11.0	8.95 8.75	15.205 14.395	39.255 46.945	86.200
45.	#34146	VAN RIJSWIJCK	Vic	 BEL	2003	4 7	4 6	4 8	4 5	4 8	6 8	8 7	6 6	6 6	7 8	4 4	14.3 12.7	9.8	9.35 9.25	15.325 15.300	38.975 47.050	86.025
46.	#42639	KJELLEN	Lucas	 SWE	2003	6 7	4 6	4 6	6 6	6 6	7 8	7 6	6 6	8 8	6 8	3 2	13.7 13.1	8.8	9.25 8.80	16.455 15.850	39.405 46.550	85.955
47.	#42337	KOBSI	Mohamed Baha Eddine	 ALG	2004	3 6	6 6	3 7	5 8	4 6	4 6	4 6	5 6	6 6	6 8	2 2	15.2 13.3	9.5	9.40 9.10	15.045 14.165	39.645 46.065	85.710
48.	#40700	FREUND	Finnian	 SUI	2004	5 8	4 5	4 6	4 8	5 8	4 6	6 6	4 4	4 6	4 8	2 4	15.4 13.1	9.1	9.50 9.10	14.875 14.030	39.775 45.330	85.105
49.	#42656	RAEISA	Kaarel	 EST	2004	4 8	4 6	4 6	5 8	2 8	4 6	6 6	6 8	6 8	6 8	4 4	14.9 12.4	8.8	9.15 9.50	15.095 15.040	39.145 45.740	84.885
50.	#37557	CACERES	Valentin	 ARG	2004	4 6	4 7	6 6	6 4	6 6	4 6	3 6	3 6	4 6	6 6	2 4	15.2 13.7	8.2	9.35 9.35	14.080 13.855	38.630 45.105	83.735
51.	#42901	FELISBINO	Pedro	 BRA	2003	6 5	7 6	6 6	6 8	8 7	6 6	8 6	7 6	4 6	6 6	1 2	13.5 13.6	7.7	9.45 9.45	14.705 14.465	37.655 45.215	82.870
52.	#30545	BROWN	Tre	 RSA	2003	6 8	6 5	6 6	6 8	6 6	6 6	6 7	8 4	6 8	4 8	0 2	14.0 13.2	9.1	9.10 9.15	14.025 14.225	37.125 45.675	82.800
53.	#32942	SMIRNOV	Denis	 RUS	2003	2 4	2 4	2 4	2 2	2 4	2 1	2 6	0	1	1	0	18.4 11.5	8.7	9.00 6.30	17.205 11.445	44.605 37.945	82.550
54.	#42955	SILVA	Rafael	 BRA	2004	5 6	3 7	5 6	5 6	6 6	6 8	6 7	4 6	4 8	6 8	4 2	14.6 13.0	8.3	8.95 9.30	13.800 13.650	37.350 44.250	81.600
55.	#34499	FERRARI	Santiago	 ARG	2003	2 6	4 4	4 6	4 6	5 6	8 6	6 6	6 9	4	3	0	15.4 11.1	9.8	9.40 7.50	15.605 11.535	40.405 39.935	80.340
56.	#25007	PAZOUR	Marius	 AUT	2003	3 4	2 4	2 4	2 5	4 6	2 8	4 6	2				13.9 13.7	6.2	7.90 9.75	12.870 15.670	34.670 45.320	79.990
57.	#34703	PAHL	Tim	 GER	2003	4 5	2 4	0 4	2 6	3 8	1 5	3 6	1	2	4	0	17.8 10.2	7.2	9.95 6.00	16.315 10.710	44.065 34.110	78.175
58.	#31207	COTIC	Matjaz	 SLO	2003	4 6	4 8	6 8	4 7	6 8	8 6	6 9	8 10	7 10	8 9	4 4	13.5 11.5	6.9	9.00 8.90	14.285 14.090	36.785 41.390	78.175

						S1	S2	S3	S4	S5	S6	S7	S8	S9	S10	L	E	D	H	Time	Total	Score
59.	#34541	DETYNA	Jonatan	 POL	2003	2 6	2 6	3 8	4 4	4 6	2 7						10.3 13.3		5.70 9.20	9.495 14.760	25.495 48.460	73.955
60.	#36590	SIWA	Siyabulela	 RSA	2003	4 4	6 5	4 6	7 8	6 6	6 6	6 8	4	6			13.1 9.7		8.50 6.35	15.520 11.580	37.120 36.830	73.950
61.	#34584	MAMABOLO	Tshepang	 RSA	2004	2 6	3 4	2 6	4 4	3 8	4 8	4	2	4	4	1	16.7 8.4		9.65 5.55	15.960 9.410	42.310 30.660	72.970
62.	#30085	YOUNG	Ashton	 USA	2003	2 4	2 4	2 6	3 6	2 8	3	2	4	2	4	1	17.3 7.2		9.75 6.9	16.785 7.840	43.835 26.340	70.175
63.	#31393	PERZAMANOS	Zak	 GBR	2003	2 4	2 4	1 6	2 4	2	0	4	2	2	3	2	17.8 6.2		9.55 5.6	17.405 6.785	44.755 21.885	66.640
64.	#34542	HUSSEIN	Omar	 EGY	2003	6 6	6 6	6 6	8 6	7 6	7 8						8.0 12.4		5.60 8.80	9.240 15.125	22.840 43.025	65.865
65.	#32773	GEORGE	Garrett	 USA	2004	3 4	2 2	1 6	2 7	3	4	3	2	2	3	0	17.5 6.1		9.65 4.6	15.135 5.655	42.285 20.155	62.440
66.	#36593	WYSS	Noa	 SUI	2004	2 5	4 6	2 6	4	4	6	8	6	4	4	2	15.4 4.3		9.25 3.4	16.405 4.615	41.055 15.115	56.170
67.	#32966	POLONETS	Ivan	 UKR	2003	4 4	4 4	4 8	4	2	5	4	3	4	6	4	15.6 4.4		9.15 3.8	15.910 4.580	40.660 15.480	56.140
68.	#30936	BECUAR	Julio	 MEX	2006	2 6	4	2	4	4	4	4	2	2	4	0	16.8 1.4		9.85 1.5	16.815 1.580	43.465 5.480	48.945
69.	#34708	ELBATRAN	Adham	 EGY	2003	4 8	4 5	4	4	4	5	4	4	5	6	0	15.6 2.7		9.55 1.9	14.210 2.990	39.360 9.390	48.750
70.	#31140	DIAS	Andre	 POR	2003	2 6	2	2	2	4	4	4	4	2	4	2	16.8 1.4		9.30 1.5	16.780 1.715	42.880 5.515	48.395
71.	#41384	SYTNIK	Yurii	 UKR	2003	3 6	5	4	4	5	6	5	6	4	4	4	15.0 1.4		9.20 1.5	15.900 1.630	40.100 5.330	45.430
72.	#34709	WALY	Ali	 EGY	2003	4 8	3	2	3	4	4	4	4	4	5	0	16.3 1.2		9.40 1.3	14.260 1.370	39.960 4.770	44.730
73.	#41126	LUPISH	Kieran	 CAN	2003	6 6	5	6	6	6	5	4	5	4	4	1	14.8 1.4		9.20 1.5	14.860 1.545	38.860 5.445	44.305

Generated by [sporttech.io](http://sporttech.io) official scoring system at **Nov 15, 2017 10:41:36 AM**. Live results at [www.sporttech.io/explore](http://www.sporttech.io/explore).



**MINISTRY OF YOUTH AND SPORTS**



© 2013–2017  Sporttech Ltd.

[Contact us](#)



25th FIG Trampoline Gymnastics World Age Group Competitions 16-19 November, 2017, Sofia, Bulgaria, Arena Armeec  
 Individual trampoline – 13-14 Girls – Qualification

						S1	S2	S3	S4	S5	S6	S7	S8	S9	S10	L	E	D	H	Time	Total	Score
1.	#31059	NAZUKOVA	Daria	RUS	2003	0	0	0	2	2	2	2	0	2	2	0	18.8		9.65	16.535	44.985	99.175
						2	2	3	2	4	2	2	2	4	4	0	17.3	12.5	9.05	15.340	54.190	
2.	#30825	YARSHOVA	Katsiaryna	BLR	2003	0	2	0	2	2	4	2	0	2	2	0	18.4		9.30	15.930	43.630	98.560
						3	2	4	2	2	3	2	3	4	4	0	17.1	13.1	9.35	15.380	54.930	
3.	#33019	MIKHAILOVA	Mariia	RUS	2004	1	1	2	2	4	3	2	1	2	2	0	18.0		9.65	16.320	43.970	96.155
						2	3	4	2	3	4	4	2	2	2	1	17.1	10.4	9.20	15.485	52.185	
4.	#40814	APAKIDZE	Anano	GEO	2004	2	3	2	2	2	2	2	2	0	2	0	18.1		9.65	16.110	43.860	95.940
						4	4	3	4	2	2	2	2	2	5	0	17.0	10.3	9.55	15.230	52.080	
5.	#33956	STALIAROVA	Aliaksandra	BLR	2004	0	0	2	2	2	0	1	2	2	2	0	18.7		9.50	15.840	44.040	95.840
						2	2	4	4	2	3	4	3	3	5	0	16.8	10.5	9.70	14.800	51.800	
6.	#30468	BRUNS	Miah	USA	2003	2	2	2	4	2	2	2	3	2	6	0	17.3		9.65	16.060	43.010	95.770
						3	2	4	2	3	5	3	4	2	6	2	16.4	11.2	9.50	15.660	52.760	
7.	#30822	SHADZKO	Palina	BLR	2003	2	5	3	2	2	3	2	1	2	4	0	17.4		9.15	17.015	43.565	95.525
						2	2	4	4	4	4	4	2	2	4	0	16.8	10.2	9.45	15.510	51.960	
8.	#32956	EPIFANOVA	Anna	RUS	2004	0	0	0	1	0	3	2	3	0	2	0	18.9		9.20	16.295	44.395	95.400
						4	4	6	4	2	4	4	4	4	6	0	15.8	11.2	8.70	15.305	51.005	
9.	#36828	SAKURAI	Ena	JPN	2003	0	0	2	2	2	3	4	2	2	3	0	18.0		9.25	15.810	43.060	95.290
						4	4	4	2	4	4	4	4	4	6	3	15.7	11.9	9.25	15.380	52.230	
10.	#42431	FARGER	Evgeniia	RUS	2004	0	2	2	2	2	4	4	4	1	2	2	17.5		9.65	16.380	43.530	94.825
						5	2	4	3	4	2	4	6	4	5	1	16.0	9.7	9.55	16.045	51.295	
11.	#33999	TANAKA	Saki	JPN	2003	0	2	4	2	6	4	4	2	2	4	0	17.0		9.45	16.295	42.745	94.330
						6	6	5	4	6	6	5	4	4	4	0	15.0	11.7	8.95	15.935	51.585	
12.	#33275	DASHNIANI	Sophio	GEO	2003	2	4	2	2	4	2	2	2	0	2	1	17.7		9.55	15.865	43.115	94.245
						4	4	3	3	3	2	2	4	4	2	16.5	9.3	9.80	15.530	51.130		
13.	#31391	HOVE	Brodie	GBR	2003	2	2	2	2	2	3	2	2	2	4	2	17.5		9.75	15.945	43.195	93.910
						4	4	6	3	4	3	4	2	4	4	0	16.2	9.7	9.45	15.365	50.715	









							S1	S2	S3	S4	S5	S6	S7	S8	S9	S10	L	E	D	H	Time	Total	Score
14.	#33957	SHALKOUSKAYA	Zlata	 BLR	2004	0	2	2	2	0	2	1	2	2	2	0	18.5		9.75	15.600		43.850	93.825
						4	2	4	4	4	4	4	2	4	9	0	15.9	10.2	9.00	14.875		49.975	
15.	#37878	MAHSUDOVA	Seljan	 AZE	2003	2	4	2	2	2	3	2	0	2	4	0	17.7		9.70	16.080		43.480	93.755
						4	4	4	4	4	4	3	4	4	6	20	13.9	12.9	9.00	14.475		50.275	
16.	#42740	MCNARY	Krista	 USA	2004	2	3	3	3	4	3	2	1	3	4	0	17.2		9.75	15.890		42.840	93.360
						4	4	6	4	6	8	6	4	5	5	0	14.8	11.2	9.70	14.820		50.520	
17.	#34278	MUSLUK	Sila	 TUR	2003	2	3	2	2	3	2	3	3	2	4	0	17.4		9.15	15.405		41.955	92.570
						4	4	4	3	4	2	2	2	4	4	0	16.7	9.6	8.90	15.415		50.615	
18.	#42922	IMLE	Vanessa	 GER	2004	0	2	0	4	2	4	3	2	3	4	0	17.6		9.60	15.725		42.925	92.475
						2	4	4	4	4	4	4	4	4	4	0	16.2	8.6	9.60	15.150		49.550	
19.	#42910	PAPE	Nina	 GER	2003	0	2	1	2	2	2	3	3	4	6	0	17.5		9.35	15.700		42.550	92.095
						4	4	4	4	2	2	4	4	4	4	0	16.4	9.1	9.10	14.945		49.545	
20.	#33630	SANZ	Erica	 ESP	2003	3	3	0	2	4	4	4	2	4	6	4	16.4		9.55	15.515		41.465	91.945
						4	4	6	5	4	4	4	2	4	4	4	15.5	10.5	9.50	14.980		50.480	
21.	#37136	GARNHAM	Isabelle	 GBR	2004	0	2	0	0	2	4	2	2	2	5	0	18.1		9.50	14.480		42.080	91.515
						4	3	3	1	2	4	2	4	3	4	0	17.0	8.3	9.20	14.935		49.435	
22.	#31268	PODESTA	Valentina	 ARG	2003	2	2	3	4	3	1	4	3	4	4	0	17.0		9.60	15.000		41.600	90.665
						4	2	4	6	6	4	4	6	4	4	0	15.6	8.7	9.35	15.415		49.065	
23.	#41536	RIOU	Zelie	 FRA	2003	2	2	2	2	2	3	4	6	2	3	0	17.2		9.60	15.165		41.965	90.560
						4	5	4	4	3	2	4	5	4	4	0	16.1	8.9	9.15	14.445		48.595	
24.	#41548	BROUSSE	Clea	 FRA	2004	2	2	2	2	3	2	2	4	2	3	0	17.6		9.60	14.780		41.980	90.445
						4	6	6	6	6	4	4	4	2	4	0	15.4	9.8	9.30	13.965		48.465	
25.	#41897	ERAHEIMO	Reea	 FIN	2003	2	2	2	5	5	4	4	4	4	4	0	16.4		9.65	15.965		42.015	90.415
						3	4	5	6	8	4	4	4	4	6	2	15.0	8.7	9.40	15.300		48.400	
26.	#33138	ZBINDEN	Anja	 SUI	2004	0	2	1	3	4	4	4	2	1	4	0	17.5		9.50	14.745		41.745	89.915
						3	4	4	2	3	4	4	5	6	6	1	15.8	8.5	9.30	14.570		48.170	
27.	#30033	GALLAGHER	Mary	 USA	2003	3	4	4	3	2	2	4	4	2	4	0	16.8		9.45	15.520		41.770	89.895
						3	4	5	6	4	6	4	4	4	5	4	15.1	9.1	9.45	14.475		48.125	
28.	#31273	VAN DEN HEUVEL	Caitlin	 NED	2003	2	2	4	2	4	2	2	2	2	4	2	17.2		9.45	14.995		41.645	89.830
						4	2	4	6	5	4	3	4	2	5	2	15.9	9.0	8.80	14.485		48.185	

						S1	S2	S3	S4	S5	S6	S7	S8	S9	S10	L	E	D	H	Time	Total	Score	
29.	#31243	STROES	Sophie	 NED	2003	2	2	2	2	2	2	4	5	4	4	0	17.1		9.35	14.390		40.840	89.135
						4	2	4	6	4	4	2	5	4	6	0	15.9	9.0	9.45	13.945		48.295	
30.	#33473	PEREZ	Alejandra	 MEX	2003	2	2	2	4	4	4	5	2	2	5	3	16.5		9.50	15.545		41.545	88.955
						6	4	6	5	6	6	8	6	6	4	13.7	9.6	9.10	15.010		47.410		
31.	#30800	VESELOVA	Aleksandra	 LAT	2003	2	2	4	4	2	4	4	2	4	4	0	16.8		9.60	14.470		40.870	88.615
						4	4	4	4	4	4	3	2	5	6	2	15.8	8.7	9.05	14.195		47.745	
32.	#36377	KURMANN	Larissa	 SUI	2003	4	4	2	4	4	4	6	5	2	4	0	16.1		9.20	15.435		40.735	88.420
						4	4	4	4	6	3	4	4	6	6	2	15.3	8.2	9.00	15.185		47.685	
33.	#33262	JUAREZ	Andrea	 MEX	2003	2	5	0	2	3	3	4	3	3	4	4	16.7		9.45	14.555		40.705	88.405
						4	3	4	4	4	6	4	4	4	5	0	15.8	8.4	9.10	14.400		47.700	
34.	#36893	STEPANOVA	Miroslawa	 NED	2004	0	2	2	4	2	2	2	0	4	4	0	17.8		9.20	14.730		41.730	88.320
						4	4	6	2	2	4	5	4	4	8	2	15.5	8.0	9.15	13.940		46.590	
35.	#34353	BOYER	Zoe	 FRA	2003	2	2	2	2	3	6	4	4	4	6	0	16.5		9.50	14.085		40.085	88.140
						4	4	4	3	3	4	4	4	4	4	0	16.2	8.4	9.40	14.055		48.055	
36.	#34470	ZARZUELA	Carmen	 ESP	2003	2	4	4	4	6	4	3	2	4	5	0	16.2		9.30	15.210		40.710	88.110
						6	6	5	3	5	4	3	4	6	6	2	15.0	9.0	8.90	14.500		47.400	
37.	#33236	TYLLEROVA	Anna	 CZE	2004	2	2	2	4	4	6	7	2	4	4	0	16.3		9.05	14.385		39.735	87.940
						4	4	4	4	4	5	6	4	4	6	4	15.1	8.8	9.70	14.605		48.205	
38.	#42912	CANAS	Sara	 ESP	2003	2	3	0	3	4	3	5	4	2	4	0	17.0		9.60	14.415		41.015	87.905
						4	4	6	6	6	6	6	4	4	4	1	14.9	9.1	8.85	14.040		46.890	
39.	#34580	BOEVE	Anja	 NED	2003	2	2	3	3	1	2	4	1	4	10	0	16.8		9.35	14.855		41.005	87.895
						4	6	4	2	2	6	6	5	5	6	3	15.1	8.4	9.40	13.990		46.890	
40.	#40785	MEIER	Noelle	 SUI	2004	2	3	0	2	4	3	4	2	2	4	0	17.4		9.50	15.010		41.910	87.805
						4	4	4	6	6	6	6	4	6	6	0	14.8	7.6	9.15	14.345		45.895	
41.	#37552	PENAYO	Micaela	 ARG	2004	2	2	2	2	4	3	4	2	4	4	0	17.1		9.30	14.165		40.565	87.770
						4	3	6	4	4	4	4	4	4	5	3	15.5	8.1	9.25	14.355		47.205	
42.	#29612	VAN ZYL	Carane	 NAM	2003	2	2	2	4	4	4	4	2	4	4	0	16.8		9.50	14.040		40.340	87.710
						5	6	6	6	5	4	4	4	4	5	2	14.9	9.8	9.50	13.170		47.370	
43.	#42925	FREY	Luka Kristien	 GER	2004	6	6	4	6	4	4	5	4	4	4	0	15.3		9.45	15.115		39.865	87.485
						4	6	6	4	5	3	4	4	5	6	0	15.3	8.5	9.40	14.420		47.620	

						S1	S2	S3	S4	S5	S6	S7	S8	S9	S10	L	E	D	H	Time	Total	Score	
44.	#36068	RAUCHMANN	Anna	 AUT	2004	2	6	4	5	4	6	4	4	4	6	2	15.3		9.55	15.790		40.640	87.430
						6	6	8	8	6	6	5	5	5	8	0	13.7	8.9	8.70	15.490		46.790	
45.	#33824	GUERREIRO	Beatriz	 POR	2003	2	4	4	4	6	4	4	0	4	6	0	16.2		9.70	14.840		40.740	86.975
						6	6	8	6	5	4	4	4	5	8	1	14.3	8.4	8.90	14.635		46.235	
46.	#34069	LESIK	Weronika	 POL	2004	2	2	2	2	3	4	4	1	3	4	0	17.3		9.20	14.545		41.045	86.890
						4	4	5	4	6	6	6	4	4	6	2	14.9	8.3	9.05	13.595		45.845	
47.	#42605	MOTA	Eug�nia	 POR	2004	3	5	4	2	3	4	4	4	4	4	2	16.1		9.40	14.255		39.755	85.850
						4	2	4	6	6	6	6	6	6	7	2	14.5	8.2	9.30	14.095		46.095	
48.	#41623	RENAUDIN	Carla	 FRA	2003	4	6	5	4	6	6	4	4	8	4	1	14.8		9.05	15.740		39.590	85.670
						6	9	6	6	6	8	4	4	5	6	1	13.9	7.9	9.05	15.430	-0.2 →	46.080	
49.	#34064	AMADO	Margarida	 POR	2003	0	4	2	2	4	4	4	4	2	4	0	17.0		9.10	15.055		41.155	85.375
						4	4	5	6	6	8	2	4	5	6	3	14.7	8.1	9.20	14.220	-2.0 →	44.220	
50.	#42494	LILJEROTH	Thea	 SWE	2004	3	4	4	6	6	6	4	3	5	6	0	15.3		9.45	14.660		39.410	85.240
						6	6	6	6	5	6	6	6	6	8	0	13.9	8.5	9.25	14.180		45.830	
51.	#34522	ELSHABRAWY	Farida	 EGY	2003	6	6	2	6	4	6	7	6	6	6	0	14.5		9.45	14.125		38.075	84.250
						4	6	6	6	4	6	6	6	6	8	0	14.2	8.3	9.75	13.925		46.175	
52.	#42676	VAZ	Carolina	 POR	2003	4	6	2	6	6	6	6	5	6	6	2	14.5		8.95	14.510		37.960	83.955
						6	6	6	6	4	5	6	6	6	7	0	14.2	8.0	8.90	14.895		45.995	
53.	#34147	VAN ROSSEM	Mirte	 BEL	2003	2	4	5	4	2	4	6	2	6	9	0	15.6		9.40	14.360		39.360	83.905
						6	5	6	8	6	6	7	6	6	9	0	13.5	7.9	9.55	13.595		44.545	
54.	#41288	PANTOSITI	Dimitra	 GRE	2004	2	2	4	4	4	6	5	2	3	5	0	16.3		9.60	12.785		38.685	83.755
						4	6	6	4	4	4	4	4	4	6	0	15.4	8.2	9.10	12.370		45.070	
55.	#34505	SEPP	Keitlyn-Merit	 EST	2003	3	4	4	5	4	4	5	2	4	6	1	15.8		9.40	14.700		39.900	83.755
						6	4	4	6	8	5	6	6	6	8	4	13.7	7.1	9.00	14.055		43.855	
56.	#37550	BRAUN	Florencia	 ARG	2003	3	4	4	5	6	2	6	6	4	6	1	15.3		9.40	13.695		38.395	83.730
						5	5	6	6	6	6	4	4	6	6	0	14.6	7.6	9.65	13.485		45.335	
57.	#42075	ROSSI	Lilli	 FIN	2003	2	3	6	8	6	6	6	5	6	6	0	14.6		9.10	14.160		37.860	83.655
						4	4	4	5	6	4	6	6	6	6	0	14.9	7.4	9.35	14.145		45.795	
58.	#42398	LEVY	Noa	 ISR	2003	2	4	4	6	6	4	4	2	5	5	0	15.8		9.80	13.745	-0.3 →	39.045	83.590
						6	4	5	6	8	6	6	6	5	7	0	14.1	8.2	9.10	13.145		44.545	

							S1	S2	S3	S4	S5	S6	S7	S8	S9	S10	L	E	D	H	Time	Total	Score
59.	#42852	ROMPIE	Anna Maria	 GRE	2003	2	2	4	4	4	2	4	6	4	6	2	16.0		9.35	13.915		39.265	83.225
						6	4	4	6	6	6	6	7	6	8	4	13.7	7.1	9.10	14.060		43.960	
60.	#42493	HEIMAN	Lova	 SWE	2003	4	6	6	5	6	6	4	4	5	6	0	14.8		9.45	13.565		37.815	82.495
						6	6	6	10	6	8	6	8	7	9	0	12.8	8.4	9.65	13.830		44.680	
61.	#34572	KLEMM	Merlin	 EST	2004	4	4	4	4	2	4	6	7	6	7	2	15.0		9.50	14.535		39.035	82.475
						6	5	6	4	4	5	6	6	6	10	4	13.8	5.8	9.10	14.740		43.440	
62.	#36936	HUSLAROVA	Natalie	 CZE	2003	4	4	4	4	5	6	8	5	6	7	0	14.7		8.85	14.210		37.760	82.240
						6	6	6	4	5	7	6	8	6	6	0	14.0	7.5	9.00	13.980		44.480	
63.	#42618	FAZIOLI	Guadalupe	 ARG	2004	2	3	4	4	5	7	5	6	5	8	0	15.1		9.40	13.375		37.875	81.095
						3	4	4	4	6	7	4	6	6	8	4	14.4	5.8	9.40	13.620		43.220	
64.	#42469	CORTES	Ximena	 MEX	2004	2	2	2	4	3	4	4	4	2	6	0	16.7		9.65	13.405		39.755	80.810
						5	6	6	4	6	8	6	6	6			12.7	6.9	8.55	12.905		41.055	
65.	#42491	MELIN	Clara	 SWE	2003	4	6	8	5	6	6	4	4	4	6	0	14.7		9.35	13.105		37.155	79.600
						6	6	5	2	4	4	5	6	7	6	20	12.9	6.4	9.45	13.695		42.445	
66.	#34520	ALY	Khadiga	 EGY	2003	4	6	2	4	4	4	6	6	4	6	0	15.4		9.60	13.730		38.730	79.515
						6	5	6	8	6	7	6	6	8	8	20	11.4	7.5	8.65	13.235		40.785	
67.	#41300	WARZECHA	Brooke	 USA	2004	0	2	2	1	2	3						11.0		5.80	9.430		26.230	76.905
						5	5	4	6	4	6	4	4	4	4	0	15.4	11.2	9.00	15.075		50.675	
68.	#42856	KONTOULI	Maria Eirini	 GRE	2004	4	6	6	4	4	4	4	6	7	7	4	14.4		9.60	12.800	-2.0 →	34.800	74.785
						4	6	6	3	6	4	6	6	7	6	4	14.2	3.7	9.60	12.485		39.985	
69.	#42397	ABDELMOATY	Nourelrahman	 EGY	2004	5	7	4	6	7	10	8	8	6			11.9		8.25	11.585		31.735	72.410
						6	7	7	6	6	8	8	8	6	8	0	13.0	5.4	9.55	12.725		40.675	
70.	#36947	JOSEPH	Evie	 GBR	2003	0	2	0	0	2	3	2	2	2	3	1	18.3		9.55	15.820		43.670	68.995
						2	2	2	4	3							8.7	4.6	4.30	7.725		25.325	
71.	#37469	MIRANDA	Bianca	 BRA	2003	0	2	2	2	4	2	2	4	2	2	2	17.6		9.40	14.700		41.700	66.165
						4	3	2	5	6							8.0	4.7	4.15	7.615		24.465	
72.	#42384	MOUSSA	Farida	 EGY	2004	3	7	3	4	4	6	7	6	5	8	0	14.7		8.95	13.180		36.830	59.090
						6	4	6	6	8							7.0	4.1	4.35	6.810		22.260	
73.	#33276	PARULUA	Megi	 GEO	2004	2	2	3	4	2	3	2	4	4	4	0	17.0		9.70	15.785		42.485	53.455
						4	4										3.2	2.5	2.00	3.270		10.970	

						S1	S2	S3	S4	S5	S6	S7	S8	S9	S10	L	E	D	H	Time	Total	Score	
74.	#41881	KUKKONEN	Kiia	 FIN	2004	2 6	3 4	1 6	3	4	4	6	6	4	4	4	15.9 4.4		3.0	9.45 2.80	13.220 4.265	38.570 14.465	53.035
75.	#41173	KOZLOVA	Ksenija	 LTU	2004	3 6	5 8	6 10	6	6	6	6	4	4	6	0	14.8 3.6		2.9	9.50 2.45	13.855 3.925	38.155 12.875	51.030
76.	#31045	NUYTEN	Amelie	 BEL	2003	2 6	4 6	4	4	4	4	6	6	4	6	0	15.6 2.8		2.1	9.60 2.00	14.805 2.870	-0.2 → 39.805 9.770	49.575
77.	#34667	ZIMMERHACKEL	Jana	 GER	2003	1 4	0 5	0 4	0 4	0 4	0 4	0 2	0 4	0 4	0 5	0	19.9 16.0		8.7	9.50 15.105	15.105	∅ 49.305 49.305	49.305
78.	#33135	BITTERLI	Lavinia	 SUI	2004	0 5	2	1	2	4	4	4	2	3	4	0	17.4 1.5		1.5	9.40 1.00	15.160 1.470	41.960 5.470	47.430
79.	#33781	BRANA	Alejandra	 ESP	2004																	DNS	

Generated by [sporttech.io](http://sporttech.io) official scoring system at **Nov 15, 2017 6:08:24 PM**. Live results at [www.sporttech.io/explore](http://www.sporttech.io/explore).



**MINISTRY OF YOUTH AND SPORTS**





25th FIG Trampoline Gymnastics World Age Group Competitions 16-19 November, 2017, Sofia, Bulgaria, Arena Armeec  
 Individual trampoline – 15-16 Boys – Qualification

						S1	S2	S3	S4	S5	S6	S7	S8	S9	S10	L	E	D	H	Time	Total	Score	
1.	#41543	LITVINOVICH	Ivan		BLR	2001	0	0	0	2	1	2	2	0	4	4	0	18.5		9.15	18.815	46.465	104.670
							4	4	4	3	4	4	5	3	3	4	0	16.2	14.8	9.35	17.855	58.205	
2.	#24533	STAMP	Andrew		GBR	2001	1	0	0	2	2	4	2	2	2	1	0	18.4		9.80	18.575	46.775	103.820
							2	2	3	4	4	4	4	4	4	0	16.5	14.2	9.40	16.945	57.045		
3.	#29267	CHARTIER	Jeremy		CAN	2001	0	0	0	2	2	4	4	1	2	2	1	18.2		9.25	18.115	45.565	101.780
							4	4	4	4	4	2	4	2	3	4	0	16.5	14.0	8.60	17.115	56.215	
4.	#33817	KURGANNIKOV	Aleksandr		RUS	2002	0	1	2	2	2	0	3	2	2	1	0	18.5		9.25	17.640	45.390	101.165
							2	0	4	5	6	4	3	4	2	4	0	16.6	13.1	9.25	16.825	55.775	
5.	#24200	VILARASAU	Robert		ESP	2001	1	2	0	2	2	4	2	0	1	4	0	18.2		9.45	17.560	45.210	101.105
							3	4	4	2	6	6	6	4	6	6	2	15.1	15.2	8.60	16.995	55.895	
6.	#41449	VALYNTSAU	Daniil		BLR	2002	0	0	0	3	1	2	4	2	2	4	0	18.2		9.40	17.340	44.940	101.090
							4	4	4	4	4	4	2	4	2	5	0	16.3	13.9	9.05	16.900	56.150	
7.	#24996	RIOU	Florestan		FRA	2001	2	2	1	2	2	0	2	1	4	4	0	18.0		9.20	17.990	45.190	100.775
							4	4	4	4	4	4	6	5	4	6	0	15.5	13.8	9.40	16.885	55.585	
8.	#24167	ARLOU	Matsvei		BLR	2002	2	0	0	2	2	3	4	4	4	2	0	17.7		9.80	17.100	44.600	100.555
							6	4	4	4	6	6	4	4	4	6	0	15.2	15.0	9.25	16.505	55.955	
9.	#34199	GILBERT	Logan		USA	2002	2	1	0	2	0	3	0	2	0	4	0	18.6		9.65	17.310	45.560	100.470
							4	4	4	4	6	4	6	4	5	8	0	15.1	14.2	9.50	16.310	-0.2 → 54.910	
10.	#22433	RODRIGUEZ	Victor		MEX	2001	2	0	1	2	2	3	0	2	4	4	1	17.9		9.35	17.860	45.110	100.105
							4	4	4	4	4	6	6	8	4	5	0	15.1	13.8	9.35	16.745	54.995	
11.	#33148	BRUHIN	Loan		SUI	2001	2	0	2	2	2	2	0	2	2	2	0	18.4		9.50	17.810	45.710	99.825
							3	4	4	4	6	4	4	2	4	4	2	15.9	12.9	9.15	16.165	54.115	
12.	#24948	MARTINS	Goncalo		POR	2002	0	2	0	2	2	1	2	3	2	4	2	18.0		9.70	17.715	45.415	99.605
							3	4	5	2	4	4	4	6	6	4	4	15.4	13.2	9.00	16.590	54.190	
13.	#33773	DE VROE	Eugeni		ESP	2002	0	2	2	0	2	1	4	2	4	2	2	17.9		9.65	16.935	44.485	99.545
							2	4	4	2	3	4	4	4	6	6	1	16.0	13.1	9.50	16.460	55.060	

						S1	S2	S3	S4	S5	S6	S7	S8	S9	S10	L	E	D	H	Time	Total	Score	
14.	#23925	BAYKOV	Igor	 RUS	2002	0	0	0	2	0	1	2	2	2	3	1	18.7		9.60	17.230		45.530	99.520
						4	3	4	2	6	4	6	4	5	6	0	15.6	13.3	8.85	16.240		53.990	
15.	#24460	BURAVYTSKIY	Peter	 GBR	2001	0	0	2	2	3	2	4	2	4	2	0	17.9		9.55	17.425		44.875	99.475
						4	4	4	5	4	4	4	6	4	4	0	15.7	13.3	9.35	16.250		54.600	
16.	#24358	MAKRIS	Dimitrios	 GRE	2001	2	1	1	2	2	0	0	0	2	3	2	18.5		9.80	16.980		45.280	99.105
						4	3	8	6	6	4	4	4	4	4	2	15.1	13.0	9.00	16.725		53.825	
17.	#31138	BABYONISHEV	Nikita	 UZB	2002	2	2	2	4	4	2	4	2	2	2	0	17.4		9.45	17.125		43.975	99.100
						4	4	4	4	5	4	5	2	4	4	1	15.9	14.1	8.95	16.175		55.125	
18.	#31331	ROESLER	Manuel	 GER	2002	0	0	1	0	2	0	2	4	2	2	0	18.7		9.85	17.580		46.130	99.080
						4	4	4	4	6	4	4	4	4	8	0	15.4	12.3	8.90	16.350		52.950	
19.	#30397	PADILLA	Ruben	 USA	2001	3	4	4	4	4	4	2	2	0	2	0	17.1		9.10	16.890		43.090	98.720
						3	4	4	4	6	6	5	4	3	5	2	15.4	14.8	9.10	16.330		55.630	
20.	#32827	BARKOV	Roman	 KAZ	2002	0	2	0	2	2	4	2	2	2	4	0	18.0		9.10	17.835		44.935	97.915
						6	4	6	5	6	6	6	6	4	6	0	14.5	13.7	8.70	16.080		52.980	
21.	#24381	ABRAHAMS	Michael	 NED	2001	0	2	0	2	4	2	2	2	2	6	0	17.8		9.45	17.620		44.870	97.860
						4	6	6	4	7	6	6	6	4	6	0	14.5	13.1	8.70	16.690		52.990	
22.	#24735	SANCHEZ	Raul	 ESP	2001	2	1	2	6	4	2	4	1	4	4	2	16.8		9.20	17.165		43.165	97.455
						4	4	4	2	5	4	6	6	4	4	2	15.5	13.1	9.00	16.690		54.290	
23.	#23721	MITEV	Mihael	 BUL	2001	0	2	1	3	4	4	4	4	2	4	0	17.2		9.30	17.375		43.875	97.275
						4	3	6	4	4	4	4	4	4	4	2	15.7	12.2	8.95	16.550		53.400	
24.	#31144	SANTOS	Lucas	 POR	1992	2	2	2	2	4	5	2	6	3	2	2	16.8		9.85	17.720		44.370	97.115
						5	4	6	2	6	6	8	7	6	6	0	14.4	13.2	8.65	16.495		52.745	
25.	#24843	SOERENSEN	Peter	 DEN	2001	0	2	0	4	4	4	2	4	2	4	2	17.2		9.05	17.410		43.660	97.035
						4	6	6	4	4	5	4	4	4	4	3	15.2	12.2	9.40	16.575		53.375	
26.	#31259	DUTRA	Rayan	 BRA	2002	0	0	2	2	4	2	4	2	0	2	0	18.2		9.40	16.780		44.380	96.950
						4	4	4	4	5	3	3	2	4	6	5	15.6	12.4	8.75	15.820		52.570	
27.	#22014	ISENBERG	Joseph	 USA	2001	0	2	2	4	2	1	4	4	2	4	2	17.3		9.10	17.270		43.670	96.870
						4	4	6	4	6	6	4	4	4	6	2	15.0	12.7	9.40	16.100		53.200	
28.	#31050	BOSSUYT	Maxim	 BEL	2002	2	0	2	2	2	4	1	0	2	2	4	17.9		9.35	17.185		44.435	96.760
						4	2	4	3	6	4	4	6	6	4	20	13.7	12.7	9.70	16.225		52.325	

							S1	S2	S3	S4	S5	S6	S7	S8	S9	S10	L	E	D	H	Time	Total	Score
29.	#24323	SCHMITZ	Zilver	 NED	2001	2	2	2	1	3	2	4	2	4	5	2	17.1		9.90	16.905		43.905	96.645
						6	6	6	5	6	4	5	4	5	6	4	14.3	13.1	9.45	15.890		52.740	
30.	#34705	BUDDE	Max	 GER	2002	0	0	2	2	2	2	4	4	2	3	0	17.9		9.10	17.115		44.115	96.625
						4	5	4	6	6	5	5	5	6	8	3	14.3	13.1	8.90	16.410	-0.2 →	52.510	
31.	#34738	CHRISTIE	Liam	 AUS	2002	2	2	4	4	4	6	4	4	2	2	2	16.4		9.50	17.300		43.200	96.445
						4	5	6	6	6	5	6	5	4	7	0	14.6	13.3	9.10	16.245		53.245	
32.	#24522	COSTLEY	Blake	 NZL	2002	0	2	2	3	2	4	4	4	2	4	0	17.3		9.35	16.670		43.320	96.260
						4	4	4	4	4	6	4	5	4	4	1	15.6	12.7	9.05	15.590		52.940	
33.	#34732	WISE	Phoenix	 AUS	2001	0	4	2	2	4	4	2	2	2	2	0	17.6		9.10	17.470		44.170	95.920
						5	4	5	4	6	6	4	5	4	6	20	13.1	12.4	9.25	17.000		51.750	
34.	#24563	KOMBAROV	Vladislav	 RUS	2001	2	4	3	2	6	4	4	4	4	2	4	16.1		8.95	17.310		42.360	95.560
						4	2	4	4	4	4	4	4	6	8	20	13.6	12.8	9.85	16.950		53.200	
35.	#36681	LAIDLAW	Reegan	 NZL	2001	0	2	0	2	0	2	0	2	4	4	0	18.4		9.10	17.165		44.665	95.075
						2	2	4	6	7	6	4	4	6	8	20	13.1	13.1	9.05	15.360	-0.2 →	50.410	
36.	#33012	PASTUSHKOV	Maksim	 RUS	2002	0	0	1	2	4	3	2	0	2	4	2	18.0		9.35	17.110		44.460	95.035
						4	5	6	6	8	5	6	8	6	8	20	11.8	13.3	9.60	15.875		50.575	
37.	#34100	NURKHOJAYEV	Akram	 KAZ	2001	2	2	1	2	2	4	2	2	5	4	1	17.3		9.35	16.460		43.110	94.130
						3	2	4	3	4	4	4	6	4	6	4	15.6	10.6	9.00	15.820		51.020	
38.	#24998	WENGER	Daniel	 AUT	2001	0	1	2	2	0	3	4	4	4	3	2	17.5		9.25	16.905		43.655	93.475
						2	4	4	3	3	8	6	4	4	8	2	15.2	9.9	8.80	15.920		49.820	
39.	#30604	MANGELE	Onke	 RSA	2001	2	4	4	6	6	4	6	6	5	4	1	15.2		9.55	17.340		42.090	93.390
						6	5	6	6	8	9	6	8	8	9	5	12.4	14.0	9.20	15.700		51.300	
40.	#42275	VERDEROSA	Nicholas	 USA	2002	2	1	3	2	2	2	1	0	2	3	2	18.0		9.65	16.150		43.800	93.190
						7	4	6	6	8	6	7	10	8	6	4	12.8	12.7	8.65	15.240		49.390	
41.	#36369	KIRCKHOFF	Malte	 DEN	2002	2	2	2	4	4	4	2	4	4	4	0	16.8		9.60	16.640		43.040	92.640
						8	4	6	8	8	8	7	8	6	6	4	12.7	12.1	8.90	15.900		49.600	
42.	#31225	SWINKELS	Luuk	 NED	2001	0	2	0	4	3	4	2	3	4	4	2	17.2		8.80	16.660		42.660	92.615
						4	6	7	7	8	4	6	6	6	10	0	13.6	12.5	8.65	15.205		49.955	
43.	#33752	DWYER	Kai	 CAN	2001	4	2	2	2	4	4	3	4	4	4	2	16.5		9.65	17.045		43.195	92.590
						6	6	6	6	8	10	10	6	8	6	2	12.6	11.7	9.30	15.795		49.395	



						S1	S2	S3	S4	S5	S6	S7	S8	S9	S10	L	E	D	H	Time	Total	Score	
44.	#31924	MCLEAN	Declan	 CAN	2001	2	2	2	3	6	4	5	5	4	4	3	16.0		9.15	16.765		41.915	92.495
						7	8	8	8	8	6	7	6	6	6	2	12.8	12.2	9.25	16.330		50.580	
45.	#36696	BELKHIR	Noureddine-Younes	 ALG	2001	2	2	2	2	4	3	2	2	6	6	0	16.9		9.55	16.515		42.965	91.525
						4	6	5	7	6	4	8	7	6	6	1	14.0	9.9	9.30	15.560	-0.2 →	48.560	
46.	#24952	FELIX	Joao	 POR	2001	2	1	0	4	4	4	4	4	2	4	4	16.7		9.55	17.100		43.350	91.355
						6	6	8	8	10	10	6	6	9	3	3	12.5	10.6	9.05	15.855		48.005	
47.	#30064	BOOYSEN	Jordan	 RSA	2001	2	3	4	2	6	4	3	0	4	6	3	16.3		9.80	16.235		42.335	90.265
						8	8	10	8	10	9	9	6	8	10	2	11.2	12.5	8.60	15.630		47.930	
48.	#42752	ZARATE	Luis	 MEX	2002	4	6	4	4	5	6	6	4	6	6	2	14.7		9.05	16.315		40.065	90.145
						6	6	8	4	8	4	6	8	6	6	0	13.8	11.8	8.95	15.530		50.080	
49.	#42430	LUNDGREN	Alexander	 DEN	2002	2	2	0	4	4	4	2	4	4	2	2	17.0		9.50	15.340		41.840	90.050
						6	5	8	8	6	8	6	6	8	6	2	13.1	11.6	8.90	14.610		48.210	
50.	#24198	WINDELS	Jarne	 BEL	2001	4	6	4	4	4	3	4	2	3	3	0	16.3		9.15	15.610		41.060	89.265
						5	6	8	6	6	8	6	6	6	6	2	13.5	10.8	8.50	15.405		48.205	
51.	#42336	BAHIOU	Younes	 ALG	2002	4	4	4	4	4	4	8	5	6	6	0	15.1		9.55	15.630		40.280	89.060
						5	5	6	8	4	4	4	4	6	8	2	14.4	9.9	9.40	15.080		48.780	
52.	#38090	LABDIEDO	Gaetan	 BEL	2002	2	2	3	2	4	5	6	4	4	4	0	16.4		9.45	16.350		42.200	88.905
						6	6	8	6	7	9	8	8	7	10	2	12.3	10.5	8.75	15.155		46.705	
53.	#36004	PEDERSEN	Mitchel	 CAN	2002	2	0	2	2	2	3	4	2	4	4	0	17.5		9.45	16.460		43.410	88.790
						4	6	7	6	8	6	10	9	10	8	0	12.6	9.5	9.00	14.280		45.380	
54.	#36116	WALDNER	Luc	 SUI	2002	2	2	4	4	5	5	4	4	4	4	4	15.8		9.55	16.670		42.020	87.955
						6	6	8	6	10	7	7	8	8	10	4	12.0	10.4	8.60	14.935		45.935	
55.	#36379	ZAYED	Omar	 EGY	2001	2	4	3	4	4	5	6	6	6	6	0	15.4		9.25	14.770		39.420	86.600
						6	4	4	9	8	8	6	4	5	6	0	14.0	9.4	9.40	14.380		47.180	
56.	#25219	FASCIO	Wenceslao	 ARG	2001	2	4	4	4	4	2	2	4	6	9	4	15.5		9.50	16.325	-4.0 →	37.325	85.115
						2	5	2	4	4	8	4	6	6	4	2	15.3	7.2	9.00	16.290		47.790	
57.	#30970	SHAPAR	Dan	 ISR	2001	4	2	2	3	2	4	3	4	2	3	0	17.1		9.50	16.575		43.175	83.145
						6	6	6	8	7	8	7	7				10.5	9.9	6.80	12.770		39.970	
58.	#36366	ISMAEL	Seifaldeen	 EGY	2001	2	2	2	4	2	4	2	3	6	6	2	16.5		9.20	15.780		41.480	82.480
						8	10	10	8	8	6	8	8	8	8	1	11.7	7.0	9.00	13.900	-0.6 →	41.000	

						S1	S2	S3	S4	S5	S6	S7	S8	S9	S10	L	E	D	H	Time	Total	Score	
59.	#24734	VEDLER	Karl Oskar	 EST	2002	4 6	3 4	4 4	6 5	8 6	4 8	5 4	4 4				12.2 14.5		7.25 10.4	13.285 15.600		32.735 49.400	82.135
60.	#37551	ESCALLIER	Santiago	 ARG	2002	4 4	2 4	4 2	4 5	6 4	4 2	4 4	6 6	4 4	4 1		15.7 12.9		9.35 5.8	15.425 12.655		40.475 38.855	79.330
61.	#34535	HUSSEIN	Khaled	 EGY	2001	1 5	2 6	2 6	4 6	6 6	4 4	2 5	3 4	4 4	1 1		16.7 10.2		8.90 8.6	16.455 10.890		42.055 35.840	77.895
62.	#42879	BEHRE	Louis	 GER	2001	3 4	2 4	2 6	2 8	2 8	4 7	3 7	7 6	6 5	1 1		16.3 9.6		8.80 7.8	16.685 11.310		41.785 34.310	76.095
63.	#24821	LIAKHOVSKIY	Vasyl	 UKR	2001	2 6	2 6	2 6	2 4	0 4	4 6	4 4	2 4	4 4	2 2		17.2 8.8		9.40 7.9	16.655 9.975		43.255 31.875	75.130
64.	#34659	CHEUNG	Joah	 DEN	2001	3 6	2 6	2 6	2 6	4 5	3 10	3 4	4 2	2 2	4 4		16.9 8.1		9.15 8.0	16.870 9.855		42.920 31.455	74.375
65.	#36436	YAGMUR	Emre	 TUR	2002	3 4	2 6	2 6	0 5	2 6	2 4	2 2	3 2	2 4	0 0		17.8 7.3		9.70 7.4	17.185 8.300		44.685 27.450	72.135
66.	#23366	WIZANI	Benny	 AUT	2001	1 4	2 3	1 4	2 5	4 4	4 3	3 4	4 4	2 2	2 2		17.1 6.4		9.20 6.1	18.375 7.245		44.675 23.145	67.820
67.	#24484	WALKES	Corey	 GBR	2001	0 4	0 2	2 6	2 4	2 0	4 4	0 0	2 2	2 2	2 2		18.4 4.8		9.80 4.9	18.840 5.680		47.040 18.080	65.120
68.	#41551	MAXIMILIEN	Tom	 FRA	2001	4 4	4 4	4 4	4 6	2 4	4 4	2 2	4 4	4 4	4 4		16.0 6.2		9.30 5.2	16.975 6.600		42.275 21.600	63.875
69.	#23970	WYSKIEL	Maciej	 POL	2001	2 6	2 2	2 8	0 4	2 2	2 0	0 1	4 4	2 0	0 0		18.3 4.4		9.35 4.1	18.010 5.440		45.660 16.590	62.250
70.	#29926	MARIN	Hugo	 MEX	2002	0 6	0 3	0 6	4 4	2 2	2 2	2 2	1 6	6 0	0 0		18.1 4.5		9.55 4.5	16.715 5.085		44.365 16.735	61.100
71.	#32808	AKHMADALIEV	Boburjon	 UZB	2001	2 4	2 4	2 6	2 4	4 2	2 2	2 2	2 2	3 0	0 0		17.7 4.6		9.65 3.7	16.580 5.205		43.930 15.905	59.835
72.	#36589	NXOBO	Liyema	 RSA	2001	2 8	4 6	6 9	9 10	7 7	7 6	6 6	6 6	6 6	3 3		13.8 4.7		9.60 5.4	15.800 6.085	-2.0 →	37.200 19.735	56.935
73.	#30948	CUELLAR	Raziel	 MEX	2002	0 4	0 5	1 4	2 2	2 2	2 0	0 2	2 2	4 0	0 0		18.5 3.1		9.70 2.5	17.095 3.385		45.295 10.885	56.180

						S1	S2	S3	S4	S5	S6	S7	S8	S9	S10	L	E	D	H	Time	Total	Score	
74.	#36233	BUBNER	Jacob	 GER	2001	1 6	2 6	2	2	2	0	5	4	2	3	0	17.7 2.8		9.45 2.7	16.510 3.355		43.660 10.455	54.115
75.	#24205	FRANCO	David	 ESP	2002	2 4	2 4	2	4	4	4	4	2	4	4	2	16.6 3.2		9.15 3.0	16.815 1.80		42.565 11.455	54.020
76.	#25105	TAVARES	Ruben	 POR	2001																	0 52.810	52.810
77.	#35653	IVANSKYI	Mykyta	 UKR	2001	0 4	2	0	2	0	2	2	2	2	2	0	18.6 1.6		9.80 1.5	18.130 1.00		46.530 5.940	52.470
78.	#24168	FOMCHANKA	Mikita	 BLR	2001	0 4	2	0	2	1	3	3	0	2	2	0	18.5 1.6		9.45 1.8	17.860 1.00		45.810 6.170	51.980
79.	#24438	MOURA	Pedro	 BRA	2001	0 4	0	0	2	2	0	4	4	4	3	4	17.7 1.6		8.90 1.8	17.250 0.80		43.850 6.010	49.860
80.	#22125	FONSECA	Joao	 BRA	2001	0 3	2	2	2	3	1	4	2	2	2	2	17.8 1.7		9.45 1.7	16.040 0.95		43.290 6.115	49.405
81.	#24716	SOERMAN	Emre	 NED	2002	2 8	2	4	2	2	4	3	4	4	4	4	16.5 1.2		9.30 1.5	16.795 0.80		42.595 5.185	47.780
82.	#22065	POTGIETER	Lance	 NAM	2001	2 6	2	3	4	6	5	5	3	4	4	3	15.9 1.4		9.30 1.5	14.590 1.00		39.790 5.430	45.220
83.	#24532	ANGILERI	Luka	 RSA	2001	4 8	4	6	6	8	8	6	6	8	6	2	13.6 1.2		9.20 1.7	15.890 1.00		38.690 5.645	44.335
84.	#32650	LAVINO	Marco	 ITA	2001	2 3	1	4									5.3 1.7		2.70 1.7	5.420 0.70		13.420 5.955	19.375

Generated by [sporttech.io](http://sporttech.io) official scoring system at **Nov 15, 2017 10:40:59 AM**. Live results at [www.sporttech.io/explore](http://www.sporttech.io/explore).



MINISTRY OF YOUTH AND SPORTS





25th FIG Trampoline Gymnastics World Age Group Competitions 16-19 November, 2017, Sofia, Bulgaria, Arena Armeec  
 Individual trampoline – 15-16 Girls – Qualification

						S1	S2	S3	S4	S5	S6	S7	S8	S9	S10	L	E	D	H	Time	Total	Score	
1.	#24486	LEBEDEVA	Iana	RUS	2001	0 4	0 0	0 4	2 1	2 4	2 2	2 2	0 3	2 3	2 4	1 0	18.7 17.3		9.40 12.3	9.40 9.65	17.180 16.440	45.280 55.690	100.970
2.	#31058	BELIANKINA	Vera	RUS	2002	0 4	2 5	2 4	2 4	2 6	0 3	3 4	4 4	2 4	4 6	0 0	17.9 15.6		9.40 13.1	9.40 9.25	16.670 15.905	43.970 53.855	97.825
3.	#23893	MASUZAKI	Serina	JPN	2002	1 5	2 6	2 4	2 6	2 4	4 4	0 4	2 4	3 6	4 8	0 0	17.8 14.9		9.75 12.7	9.75 9.20	15.935 15.375	43.485 52.175	95.660
4.	#33509	CHAVARRIA	Marina	ESP	2002	3 4	2 3	2 4	3 4	3 4	1 4	2 3	2 4	4 2	2 6	2 0	17.4 16.2		9.05 11.2	9.05 9.25	16.355 15.730	42.805 52.380	95.185
5.	#24895	FETKULINA	Ekaterina	RUS	2002	0 4	1 5	1 6	2 2	2 6	2 4	2 4	2 4	2 4	3 6	1 0	18.2 15.5		9.65 11.5	9.65 8.75	16.385 15.105	44.235 50.855	95.090
6.	#25170	AYDIN	Sude	TUR	2001	0 0	2 0	2 4	0 2	4 6	0 4	2 2	1 4	2 6	2 4	2 0	18.3 16.8		9.35 10.3	9.35 9.40	16.110 14.710	43.760 51.210	94.970
7.	#30889	SENER	Sydney	USA	2002	4 4	4 4	2 6	2 4	4 6	4 5	4 4	2 4	4 4	4 6	0 1	16.6 15.2		9.25 13.1	9.25 9.30	16.115 15.185	41.965 52.785	94.750
8.	#33993	OKUNO	Yuki	JPN	2001	1 2	1 2	2 2	0 2	2 4	2 4	2 4	0 4	2 4	4 5	0 0	18.4 16.7		9.90 8.7	9.90 9.35	16.095 15.525	44.395 50.275	94.670
9.	#24204	RODRIGUEZ	Melania	ESP	2001	3 4	2 2	4 6	4 3	4 4	1 5	2 6	2 3	2 4	4 6	0 2	17.2 15.5		9.70 12.5	9.70 9.30	15.345 14.700	42.245 52.000	94.245
10.	#21904	VIGIL	Alexi	USA	2001	2 4	2 3	2 6	4 2	2 6	4 4	3 4	2 6	0 6	2 6	3 2	17.4 15.1		9.55 11.2	9.55 9.25	15.855 15.230	42.805 50.780	93.585
11.	#42274	SCREEN	Lauryn	USA	2002	2 6	2 4	4 6	2 2	4 4	2 6	2 4	1 5	2 4	4 4	2 2	17.3 15.3		9.50 11.0	9.50 9.30	16.070 14.820	42.870 50.420	93.290
12.	#24539	SIMPSON	Olivia	USA	2001	2 6	2 6	2 4	2 7	2 6	4 6	2 5	2 8	1 5	6 8	0 2	17.5 13.7		9.70 11.5	9.70 9.25	16.195 15.345	43.395 49.795	93.190
13.	#41181	BROWN	Abigail	GBR	2002	2 6	4 6	1 4	0 4	2 4	2 4	4 4	2 4	4 4	3 8	0 0	17.6 15.2		9.55 9.5	9.55 9.95	16.020 15.160	43.170 49.810	92.980

						S1	S2	S3	S4	S5	S6	S7	S8	S9	S10	L	E	D	H	Time	Total	Score
14.	#24576	FLORIAN	Imogen	 AUS	2001	2 6	4 6	4 4	4 6	2 8	2 6	3 6	4 4	2 4	6 6	2 5	16.5 13.9		9.70 9.00	16.010 15.960	42.210 50.460	92.670
15.	#31330	SCHULDT	Christine	 GER	2002	2 6	2 4	0 8	2 6	3 4	2 4	4 4	6 6	5 5	6 6	0 0	16.8 14.7		8.95 9.55	15.795 15.180	41.545 50.630	92.175
16.	#31313	BEYROUTI	Jade	 FRA	2002	2 5	0 6	0 6	2 4	4 4	4 6	2 5	2 4	2 6	2 4	2 2	17.8 14.8		9.40 8.75	15.630 14.950	42.830 → 49.100	91.930
17.	#31023	WALTA	Lili	 FIN	2001	2 2	0 2	2 4	4 6	4 6	2 4	4 6	0 5	2 4	3 6	0 2	17.7 15.3		10.00 9.20	16.120 15.460	43.820 47.860	91.680
18.	#23723	MAKULOVA	Anita	 BUL	2001	2 5	5 6	3 6	4 4	4 5	6 8	4 7	4 6	2 6	2 4	2 0	16.2 14.3		9.20 9.70	15.840 15.045	41.240 50.045	91.285
19.	#34068	SEKLECKA	Zuzanna	 POL	2002	2 4	0 2	2 6	1 4	3 5	4 6	2 6	4 4	4 4	2 4	0 4	17.6 15.1		9.55 9.7	15.135 14.490	42.285 48.940	91.225
20.	#31445	STAIBER	Selina	 GER	2001	1 2	0 4	0 4	2 5	4 5	2 3	4 5	3 3	1 4	2 5	0 0	18.1 16.0		8.90 9.1	15.170 14.700	42.170 48.950	91.120
21.	#33077	TOSUNER	Cansin	 TUR	2002	2 6	2 3	2 6	2 5	1 5	4 4	3 4	3 4	2 4	4 6	0 2	17.5 15.1		9.90 9.5	15.475 14.275	42.875 48.125	91.000
22.	#33490	BUGARIN	Andrea	 MEX	2001	0 4	1 1	2 6	2 2	1 6	4 2	4 2	8 4	6 4	6 4	0 3	16.6 16.2		9.15 9.7	14.980 14.990	40.730 50.190	90.920
23.	#32645	MURGO	Isabella	 ITA	2002	2 6	4 4	4 6	2 6	4 6	4 4	0 6	2 6	4 6	8 6	0 0	16.6 14.4		9.50 9.7	16.110 14.960	42.210 48.410	90.620
24.	#35654	KULESHOVA	Kateryna	 UKR	2001	3 5	2 2	2 4	4 4	2 4	4 2	2 4	3 4	4 4	4 4	2 0	16.8 16.3		9.45 9.5	14.805 14.815	41.055 49.465	90.520
25.	#30806	HUNZIKER	Sarah	 SUI	2002	2 2	0 4	0 4	2 6	4 6	2 3	4 5	2 5	2 4	4 6	0 0	17.8 15.5		9.75 8.7	14.965 14.495	42.515 47.745	90.260
26.	#36576	YAZHEMSKY	Vanessa	 CAN	2001	2 6	1 4	2 6	2 8	4 6	3 6	4 6	2 6	2 6	4 8	0 2	17.4 13.6		9.85 11.2	14.870 14.060	42.120 48.110	90.230
27.	#41990	KAGNICI	Neval	 TUR	2002	0 6	2 8	2 8	2 5	2 4	2 5	0 5	2 4	0 4	3 6	0 2	18.5 14.3		9.45 9.0	15.415 14.225	43.365 → 46.125	89.490
28.	#22126	REZENDE	Luara	 BRA	2001	2 2	4 4	4 4	2 4	2 6	4 4	3 4	2 4	2 6	6 6	0 2	16.9 15.4		9.00 8.2	15.355 15.465	41.255 48.215	89.470

						S1	S2	S3	S4	S5	S6	S7	S8	S9	S10	L	E	D	H	Time	Total	Score	
29.	#22021	SEGUNDO	Ayelen	 MEX	2001	0 6	2 6	2 5	2 7	2 4	4 4	1 6	3 7	2 6	4 7	0 20	17.8 12.2		9.55 9.05	15.435 14.095		42.785 46.545	89.330
30.	#34188	PEREGRINA	Carolina	 MEX	2001	0 4	2 6	4 8	2 6	2 4	3 4	1 4	6 4	2 6	6 6	0 4	17.2 14.4		9.00 8.50	15.605 14.825		41.805 47.425	89.230
31.	#33751	BOUCHER	Alexandra	 CAN	2002	2 6	4 4	2 6	3 8	3 6	4 6	2 6	2 6	4 4	5 8	0 3	16.9 13.7		9.45 10.4	14.915 14.025		41.265 47.725	88.990
32.	#31090	CAMPOS OLIVEIRA	Ana	 POR	2002	2 6	3 6	4 6	6 4	6 4	6 8	4 6	4 6	4 6	5 8	0 0	15.6 14.0		9.35 11.1	14.710 14.820		39.660 49.020	88.680
33.	#31171	KORBELOVA	Sarka	 CZE	2002	4 6	2 4	2 4	2 4	4 6	4 6	6 4	2 4	3 6	4 6	0 4	16.7 14.6		9.20 9.0	14.790 14.300		40.690 47.400	88.090
34.	#31024	TUJULA	Oona	 FIN	2001	4 6	4 6	4 6	4 7	5 4	5 4	6 5	6 6	4 6	6 8	2 1	15.0 14.1		9.45 9.0	15.770 15.525		40.220 47.725	87.945
35.	#31089	CATARINO	Mariana	 POR	2002	2 5	2 5	2 6	6 6	4 6	5 6	5 6	2 4	3 5	5 6	5 4	15.9 14.1		9.65 8.8	15.465 14.720		41.015 46.670	87.685
36.	#36902	MARKKULA	Nea	 FIN	2002	2 2	8 4	5 2	4 4	7 6	4 4	2 4	4 4	2 2	5 6	2 10	15.5 15.2		9.50 6.7	15.040 15.655		40.040 47.055	87.095
37.	#21907	VAN DER POLL	Dinielle	 RSA	2001	2 6	2 8	2 8	4 8	5 6	4 6	4 10	6 10	4 6	4 10	2 6	16.1 11.6		9.40 11.0	15.370 14.250		40.870 46.150	87.020
38.	#31256	BOCK	Barbara	 BRA	2002	4 4	4 4	4 4	4 4	5 5	6 8	4 6	4 4	8 5	6 8	2 4	14.9 14.4		9.40 8.1	14.945 15.010		39.245 47.160	86.405
39.	#33784	SALAS	Maria	 ESP	2002	4 6	1 4	3 6	3 6	6 5	4 6	5 8	4 8	4 6	6 6	0 4	16.0 13.5		9.00 9.2	14.995 14.380		39.995 45.830	85.825
40.	#41296	KUKNERIK	Tetiana	 UKR	2002	4 6	4 4	4 7	5 8	4 8	4 6	4 4	4 5	3 6	4 8	2 0	15.8 13.8		9.45 8.9	14.200 13.900		39.450 46.100	85.550
41.	#31093	ABRANTES	Joana	 POR	2002	2 4	2 4	1 4	2 3	6 4	3 5	4 4	4 2	4 4	5 4	1 2	16.6 16.0		9.65 8.2	14.075 13.865	-2.0 →	38.325 47.165	85.490
42.	#34578	MOOIBROEK	Dani	 NED	2002	0 6	2 8	2 7	5 4	4 5	4 5	2 6	3 4	4 6	4 8	2 20	16.8 12.1		9.10 9.1	15.450 14.170		41.350 44.120	85.470
43.	#34369	LAIMOU	Savvina	 GRE	2002	2 6	2 4	0 5	4 4	4 8	4 6	3 6	2 6	2 8	4 6	2 4	17.1 13.5		9.20 7.2	15.410 14.605		41.710 43.555	85.265

							S1	S2	S3	S4	S5	S6	S7	S8	S9	S10	L	E	D	H	Time	Total	Score	
44.	#42489	LARSSON	Linnea	 SWE	2002	2	2	4	5	4	3	4	2	4	5	4	16.1			9.40	15.595	41.095	84.745	
						6	8	6	9	8	10	8	8	8	6	6	11.7	9.0	8.45	14.700	-0.2 →	43.650		
45.	#33155	DIETZEL	Sally	 SUI	2002	3	2	4	4	4	6	4	2	4	6	2	15.9			9.00	14.900	39.800	83.735	
						8	6	8	8	8	8	8	6	8	8	4	12.0	8.2	9.35	14.385		43.935		
46.	#42388	ELBEIALY	Mariam	 EGY	2001	4	4	4	5	4	4	5	5	6	6	2	15.1			9.10	14.675	38.875	83.710	
						4	6	5	6	6	6	6	6	8	8	2	13.7	7.8	8.80	14.535		44.835		
47.	#34713	REDMAN	Sofia	 SWE	2001	6	4	4	6	6	6	5	6	6	6	2	14.3			9.05	14.525	-0.2 →	37.675	80.875
						8	6	8	8	10	6	4	6	7	10	20	10.7	8.9	9.20	14.400		43.200		
48.	#34524	ELTATAWY	Nouran	 EGY	2001	4	5	5	6	4	4	6	6	6	6	2	14.6			9.15	13.255	37.005	79.765	
						5	6	6	6	4	4	6	6	6	8	4	13.9	6.5	9.35	13.010		42.760		
49.	#34567	STURM	Ajda	 SLO	2001	4	4	8	3	8	7	6	7	8	8	2	13.5			9.10	13.890	36.490	79.535	
						6	6	8	8	8	8	10	9	7	8	2	12.0	7.6	9.70	13.745		43.045		
50.	#30066	NAMA	Asithandile	 RSA	2001	6	6	6	7	7	6	8	6	6	6	4	13.2			8.65	14.385	36.235	79.175	
						6	8	6	8	6	6	8	6	9	10	10	11.7	8.1	8.80	14.340		42.940		
51.	#24987	MARES	Michelle	 MEX	2001	2	2	2	4	4	6	4	4	5	6	1	16.0			9.10	15.925	41.025	78.375	
						6	4	6	4	5	8	9	10				10.8	7.0	7.25	12.300		37.350		
52.	#41880	KORHONEN	Ella	 FIN	2002	2	2	2	4	2	2	3					12.3			6.40	10.615	29.315	76.870	
						1	2	6	4	6	6	4	3	4	4	5	15.5	7.7	9.25	15.105		47.555		
53.	#42616	LAMAS	Belen	 ARG	2002	4	4	5	8	8	4	4	6	6			13.1			8.55	12.185	33.835	76.370	
						8	6	6	6	6	6	6	6	8	7	2	13.3	6.5	9.30	13.435		42.535		
54.	#24709	BONARTSEVA	Aleksandra	 RUS	2001	3	2	2	4	2							8.7			4.65	8.325	21.675	75.455	
						4	2	4	2	4	5	4	2	4	4	1	16.4	12.1	9.35	15.930		53.780		
55.	#40666	BERGSTEIN	Shahar	 ISR	2001	2	4	4	8	4	6	5	2	6	5	2	15.2			9.70	14.025	38.925	73.845	
						6	8	9	5	6	6	6	6				10.8	6.0	7.55	10.570		34.920		
56.	#25106	CORREIA	Sofia	 POR	2001	1	0	0	4	2	2						11.1			5.25	9.450	25.800	71.105	
						1	2	6	4	7	5	6	6	6			13.7	9.9	8.35	13.355		45.305		
57.	#24364	SAKELLARIDOU	Antonia	 GRE	2001	3	1	4	2	4	3	2	2	2	5	2	17.0			8.80	15.100	40.900	70.300	
						4	6	4	2	6	6						9.2	6.4	5.10	8.900	-0.2 →	29.400		
58.	#24155	MOISEIEVA	Sofia	 UKR	2002	6	4	6	6	5	5	10					9.8			6.60	9.660	26.060	70.300	
						4	6	6	5	6	8	8	6	8	8	4	13.1	7.2	9.60	14.340		44.240		

							S1	S2	S3	S4	S5	S6	S7	S8	S9	S10	L	E	D	H	Time	Total	Score
59.	#34724	GLAZEBROOK	Britney	 AUS	2001	2	2	2	2	4	6	6	4	3	4	1	16.4		9.60	15.925		41.925	67.675
						4	6	8	5	6							7.1	6.3	4.45	7.900		25.750	
60.	#31334	BAUMANN	Isabel	 GER	2001	0	2	0	2	3	0	2	4	2	3	0	18.2		9.25	16.630		44.080	64.365
						5	8	6	7								5.4	5.2	3.20	6.485		20.285	
61.	#30913	HEONOS	Erifilly	 GBR	2002	0	2	0	2	2	2	4	0	3	2	0	18.3		9.65	16.170		44.120	59.725
						6	6	6									4.2	4.4	2.30	4.705		15.605	
62.	#25216	ARAMAYO	Pilar	 ARG	2001	4	4	4	4	6	4	4	2	2	4	0	16.2		9.80	15.290		41.290	56.770
						6	6	7									4.1	3.8	3.00	4.580		15.480	
63.	#36543	STEYN	Charne	 RSA	2001	4	2	4	4	6	6	6	6	6	8	2	14.6		9.25	13.430		37.280	50.805
						6	8	8									3.8	3.4	2.20	4.125		13.525	
64.	#33786	PUENTE-DODD	Noa	 ESP	2002	4	3	3	6	4	4	2	1	4	4	4	16.1		9.35	14.710	-0.2 →	39.960	50.275
						4	6										3.0	2.5	1.70	3.115		10.315	
65.	#34343	BORGES	Roberta	 BRA	2002	1	2	2	5	4	6						10.0		5.10	9.200		24.300	48.725
						4	4	2	6	8							7.6	4.7	4.45	7.675		24.425	
66.	#33958	SLAVINSKAYA	Darya	 BLR	2001	4	2	2	2	1	4	2	2	2	4	0	17.5		9.25	16.175		42.925	48.280
						5											1.5	1.5	0.70	1.655		5.355	
67.	#37047	BERTHIAUME	Anouk	 CAN	2002	0	1	2	2	1	3	0	2	4	4	0	18.1		9.30	15.485		42.885	47.495
						5											1.5	1.5	0.10	1.510		4.610	
68.	#42383	HAMZA	Malak	 EGY	2001	2	2	2	4	4	4	4	4	4	6	1	16.3		9.40	14.885		40.585	44.900
						5											1.5	1.3	0.10	1.615	-0.2 →	4.315	

Generated by [sporttech.io](http://sporttech.io) official scoring system at **Nov 15, 2017 6:53:48 PM**. Live results at [www.sporttech.io/explore](http://www.sporttech.io/explore).



MINISTRY OF YOUTH AND SPORTS
































25th FIG Trampoline Gymnastics World Age Group Competitions 16-19 November, 2017, Sofia, Bulgaria, Arena Armeec  
 Individual trampoline – 17-21 Boys – Qualification

						S1	S2	S3	S4	S5	S6	S7	S8	S9	S10	L	E	D	H	Time	Total	Score
1.	#35599	SANIKIDZE	Timur	 RUS	1999	2 4	2 4	2 4	0 6	3 6	2 4	0 6	0 6	2 4	3 6	0 2	18.4 14.8		9.65 9.55	18.570 17.865	46.620 57.615	104.235
2.	#35688	YATSKOUSKI	Siarhei	 BLR	2000	0 4	0 4	1 4	2 5	0 6	2 6	2 6	3 6	2 4	4 6	0 2	18.4 14.7		9.85 9.00	18.190 17.325	46.440 56.425	102.865
3.	#13811	FRITZSCHE	Lars	 GER	1997	0 4	2 4	0 6	2 3	0 6	3 6	2 4	2 4	2 6	6 5	4 2	17.7 15.0		9.90 9.60	18.800 17.535	46.400 56.135	102.535
4.	#23878	NAGATA	Shinya	 JPN	1996	2 4	1 4	2 5	1 4	2 6	2 6	3 6	1 6	2 5	4 6	4 0	17.6 14.8		9.20 9.65	18.175 17.395	44.975 57.445	102.420
5.	#24176	YAKIMAU	Artsem	 BLR	1998	1 4	1 6	0 4	2 6	0 6	2 6	2 4	2 5	2 4	4 6	0 4	18.4 14.5		9.75 9.15	17.705 16.815	45.855 56.465	102.320
6.	#24164	MIKISHKA	Artur	 BLR	1999	0 4	0 4	0 4	2 4	0 4	2 4	0 4	2 6	2 4	4 5	1 2	18.7 15.5		9.05 8.95	18.740 17.210	46.490 55.760	102.250
7.	#42871	NOMURA	Ryonosuke	 JPN	1999	0 4	2 6	1 4	0 4	2 6	1 5	3 4	1 4	4 4	4 5	0 2	18.2 15.2		9.75 8.90	17.855 17.240	45.805 56.140	101.945
8.	#18061	RENAULT	Brendan	 FRA	1996	2 4	2 4	3 4	4 4	3 6	4 6	4 4	0 4	2 6	2 6	0 0	17.4 15.2		9.75 8.90	18.530 17.705	45.680 56.205	101.885
9.	#14110	SELYUTIN	Oleg	 RUS	1998	0 4	0 4	0 4	2 2	0 4	2 6	2 4	2 2	4 4	4 5	3 0	18.1 16.1		9.90 9.05	18.715 17.280	46.715 55.030	101.745
10.	#23392	DOROGIN	Alexey	 RUS	1999	2 4	2 4	2 4	0 4	2 6	2 6	2 6	2 5	2 6	3 4	0 2	18.1 14.9		9.60 9.20	18.380 16.850	46.080 55.550	101.630
11.	#34674	NEMEZHAN	Sergei	 RUS	1998	2 4	2 6	2 8	1 6	3 6	2 6	4 6	2 5	3 4	3 5	2 2	17.4 14.2		9.55 9.05	18.560 17.625	45.510 55.675	101.185
12.	#19717	GESSWEIN	Tim-Oliver	 GER	1996	0 4	1 4	2 8	2 6	0 6	2 6	2 4	3 4	4 4	5 5	4 0	17.5 14.9		9.20 9.35	18.190 16.860	44.890 55.710	100.600
13.	#31115	ALTINEL	Koray	 TUR	2000	2 3	2 4	0 4	2 0	0 4	2 3	2 4	3 4	2 4	2 6	2 2	18.1 16.2		9.55 9.45	17.535 16.505	45.185 54.855	100.040

						S1	S2	S3	S4	S5	S6	S7	S8	S9	S10	L	E	D	H	Time	Total	Score
14.	#13890	CHEMEL	Noe	 FRA	1997	1	0	1	2	2	2	2	1	4	6	0	17.9		9.60	17.300	44.800	99.515
						4	4	4	6	7	7	6	4	4	6	1	14.7	15.2	9.00	16.015	-0.2 → 54.715	
15.	#19958	MARTINEZ	Alejandro	 ESP	1999	3	2	2	4	3	2	4	2	2	3	0	17.3		9.35	17.605	44.255	98.995
						4	4	6	6	4	4	6	6	4	4	0	15.2	13.8	9.10	16.640	54.740	
16.	#19218	HARTEY	Robin	 GBR	1999	2	2	3	4	4	2	4	0	2	2	1	17.4		9.75	17.170	44.320	98.570
						4	4	6	4	5	4	4	6	4	6	2	15.1	13.6	9.20	16.350	54.250	
17.	#35589	LAGACE	Benjamin	 CAN	1999	2	0	1	2	4	2	3	0	4	2	0	18.0		9.55	18.000	45.550	98.555
						6	6	6	4	4	6	6	4	6	4	0	14.8	13.4	8.70	16.105	53.005	
18.	#22944	TEILLERS	Roeland	 NED	1998	0	0	0	2	4	2	3	4	4	6	2	17.3		9.25	18.205	44.755	98.520
						4	6	6	4	6	4	6	4	5	6	2	14.7	13.8	8.90	16.365	53.765	
19.	#11674	SMIRNOU	Artsiom	 BLR	1997	2	2	0	2	4	2	4	2	2	4	0	17.6		9.75	16.190	43.540	98.235
						4	4	5	6	4	4	4	6	6	6	0	15.1	15.3	8.75	15.545	54.695	
20.	#32830	GRACHYOV	Igor	 KAZ	2000	0	0	0	2	3	2	1	2	0	4	0	18.6		9.60	18.195	46.395	97.970
						4	4	4	4	4	6	8	10	6	6	2	14.2	12.1	8.60	16.675	51.575	
21.	#25102	MAGALHAES	Miguel	 POR	1999	0	2	2	4	4	2	4	2	4	4	1	17.1		9.65	17.995	44.745	97.620
						6	6	6	6	7	8	6	5	4	6	4	13.6	14.0	8.90	16.375	52.875	
22.	#24953	DOMINGUES	Jose	 POR	1996	0	2	2	2	3	3	3	3	4	4	2	17.2		9.35	17.805	44.355	96.635
						6	6	6	7	8	8	9	6	6	8	2	12.8	14.5	8.70	16.280	52.280	
23.	#34272	YONTUCU	Huseyin Engin	 TUR	2000	2	0	2	2	2	3	2	4	4	8	2	16.9		9.35	17.090	43.340	96.585
						5	4	6	6	6	6	6	5	5	4	2	14.5	13.6	8.85	16.295	53.245	
24.	#33783	DOMURO	Lucas	 ESP	2000	1	2	0	3	4	2	2	2	3	2	4	17.5		9.50	17.060	44.060	96.575
						4	6	5	6	6	4	6	4	6	8	2	14.3	13.7	8.80	15.715	52.515	
25.	#24947	SANTOS	Diogo	 POR	1998	0	3	2	2	4	4	4	3	3	6	2	16.7		9.50	18.035	44.235	96.540
						4	5	8	8	6	4	4	6	6	6	4	13.9	13.8	8.55	16.255	-0.2 → 52.305	
26.	#34532	FIGLAK	Dominik	 POL	1997	2	3	2	2	4	3	4	4	6	4	3	16.3		9.65	16.945	42.895	96.465
						4	6	6	5	6	4	6	8	6	8	2	13.9	14.2	8.80	16.670	53.570	
27.	#23972	BLAKELY	Zachary	 CAN	1999	2	4	2	0	2	2	2	2	4	4	0	17.6		9.55	16.670	43.820	96.210
						4	6	8	6	6	8	6	8	6	7	2	13.3	14.2	9.30	15.590	52.390	
28.	#19937	NORTHOVER	Rhys	 GBR	2000	2	1	2	2	2	2	2	0	4	3	0	18.0		9.35	17.950	45.300	96.130
						4	4	6	4	5	5	6	6	4			13.6	13.2	8.50	15.530	50.830	

						S1	S2	S3	S4	S5	S6	S7	S8	S9	S10	L	E	D	H	Time	Total	Score	
29.	#22320	ANDRADE	Christopher	 MEX	1999	2 6	2 4	2 6	4 4	2 7	4 4	4 6	2 6	2 6	4 8	0 4	17.2 13.9		9.70 12.2	17.410 16.125		44.310 51.625	95.935
30.	#34656	KLINGENBJERG	Kristoffer	 DEN	2000	0 6	2 5	2 7	3 8	4 8	4 6	3 6	4 6	4 6	4 10	2 2	16.8 13.0		9.80 12.6	17.610 16.995		44.210 51.195	95.405
31.	#42728	CHOATE	Samuel	 USA	2000	4 4	4 4	3 6	4 6	4 6	4 4	4 5	3 4	2 6	4 6	1 2	16.3 14.7		9.65 12.3	16.580 15.800		42.530 52.400	94.930
32.	#36607	ROBINSON-PATCH	Jayden	 AUS	1996	5 6	4 8	4 6	2 8	4 6	4 6	4 8	3 6	2 8	2 9	4 2	16.2 12.7		9.55 14.2	17.235 16.595	-0.2 →	42.785 52.145	94.930
33.	#17815	MACHUCA	David	 ESP	1996	1 4	2 4	2 5	0 6	2 4	2 2	4 4	4 6	2 4	3 4	0 2	17.8 15.5		9.10 11.2	16.780 15.665		43.680 51.115	94.795
34.	#23726	YORDANOV	Ivelin	 BUL	2000	3 4	2 4	6 5	4 5	4 6	2 4	4 5	4 3	5 4	4 6	20 20	14.2 13.4		9.30 12.8	17.740 17.285		41.240 53.035	94.275
35.	#24380	BERGSMA	Daan	 NED	2000	4 8	2 6	2 5	0 4	2 6	4 4	4 6	2 8	0 7	2 5	1 2	17.7 13.9		9.35 10.5	17.260 15.710		44.310 49.560	93.870
36.	#31241	JENSEN	Mathias	 DEN	2000	2 6	3 6	4 6	4 6	5 8	4 4	5 6	2 9	6 8	7 8	0 0	15.8 13.3		9.50 12.5	16.715 15.975		42.015 51.125	93.140
37.	#19917	STOTZ	Ralph	 ARG	1999	2 8	2 4	2 4	3 4	4 6	4 6	3 4	2 4	6 4	6 5	0 2	16.6 14.9		9.15 9.1	17.030 16.630	-0.2 →	42.780 50.030	92.810
38.	#36283	BARTOS	Zbynek	 CZE	2000	4 5	2 4	6 4	2 7	5 5	3 4	3 8	2 6	2 6	4 8	0 2	16.7 14.1		9.60 10.4	16.545 15.860		42.845 49.860	92.705
39.	#41129	WOOLLEY	Steven	 CAN	1999	2 5	4 6	5 9	4 10	4 8	4 7	4 8	5 6	7 8	5 8	0 0	15.6 12.5		8.60 14.2	16.920 15.540		41.120 51.090	92.210
40.	#25021	SIMON	Adrian	 SUI	1998	2 5	4 5	3 6	2 8	2 10	4 8	4 6	6 8	6 6	6 8	0 20	16.1 11.0		9.80 12.1	17.555 16.130		43.455 48.380	91.835
41.	#22887	LINDQVIST	Niklas	 SWE	1996	6 6	4 6	2 8	4 8	4 8	5 8	6 8	6 6	8 6	6 8	2 0	14.7 12.8		9.05 13.3	16.505 15.570		40.255 50.970	91.225
42.	#18164	TOBIAS	Lucas	 BRA	1999	1 6	2 6	2 8	2 6	0 6	4 6	5 7	3 8	4 8	4	2	17.1 11.9		9.60 12.2	17.485 14.605		44.185 46.855	91.040
43.	#30944	PETTERSSON	Herman	 SWE	2000	4 8	3 7	4 8	4 8	4 7	5 8	6 8	5 4	4 6	5 9	4 2	15.2 12.5		9.05 11.6	16.380 16.150		40.630 49.150	89.780

						S1	S2	S3	S4	S5	S6	S7	S8	S9	S10	L	E	D	H	Time	Total	Score	
44.	#24322	MARSKAMP	Bram	 NED	2000	4 8	4 6	4 9	2 8	3 7	4 8	5 10	2 10	4 6	4 10	4 6	16.0 11.2		9.55 10.8	17.365 15.590		42.915 46.540	89.455
45.	#42738	IOVAN	Taro	 USA	2000	4 6	4 6	4 4	6 8	6 6	4 5	4 6	4 6	4 6	6 8	3 1	15.1 13.8		9.85 9.2	15.995 15.585		40.945 47.785	88.730
46.	#42779	MALVONE	Michael	 USA	2000	4 8	4 6	4 7	4 4	6 6	4 6	6 8	5 7	4 7	4 6	2 2	15.3 13.3		9.75 10.4	15.705 15.370		40.755 47.970	88.725
47.	#31032	ROGOZINSKI	Jakub	 POL	1996	2 4	2 4	3 6	4 5	4 8	4 6	4 7	2 5	6 7	4 7	2	16.3 12.8		9.55 10.4	16.695 14.230		42.545 45.630	88.175
48.	#19241	DUBINOVIC	Denis	 LTU	1999	4 8	2 7	3 8	4 7	4 6	4 4	4 6	5 8	4 8	6 8	2	15.8 11.8		9.75 9.5	17.290 14.840		42.840 44.190	87.030
49.	#25023	BUYUKARSLAN	Dogukan	 TUR	1999	2 5	0 5	0 4	0 6	2 5	2 4	3	4	1	2	2	18.2 9.1		9.55 8.6	18.240 10.280		45.990 32.880	78.870
50.	#29359	BOUATTOU	Alan	 FRA	1998	1 3	1 5	2 5	2 4	4 6	2	2	0	2	4	2	17.8 7.7		9.60 8.2	18.005 8.870		45.405 29.220	74.625
51.	#31489	BEST	Moritz	 GER	2000	0 4	0 4	2 4	2 4	0 6	2	2	4	4	4	1	17.9 7.8		9.40 7.3	17.605 8.725		44.905 28.525	73.430
52.	#24918	SCHULDT	Matthias	 GER	2000	2 4	2 7	0 8	2 8	2	4	3	2	4	6	0	17.3 5.3		9.80 6.7	18.210 7.275		45.310 23.025	68.335
53.	#30787	GURER	Afer Mert	 TUR	2000	1 4	0 5	0 5	2 6	0	2	2	5	2	2	2	18.2 6.0		9.55 5.9	17.480 6.555	-0.2 →	45.030 22.005	67.035
54.	#30334	WILSON	Sean	 NZL	1998	2 6	3 5	2 4	2 6	4	4	4	6	5	4	2	16.2 5.9		9.25 6.5	17.175 7.025		42.625 23.225	65.850
55.	#19938	ANTONS	Dmitrijs	 LAT	1997	3 4	2 5	3 5	2	4	2	2	2	0	2	0	17.8 4.6		9.40 4.9	17.555 5.275		44.755 17.575	62.330
56.	#41729	VANDERMEULEN	Teun	 BEL	2000	2 7	2 8	4 8	4 8	6	6	5	6	6	4	2	15.3 4.9		9.00 5.0	16.525 6.760		40.825 20.110	60.935
57.	#19928	TUURI	Antti	 FIN	2000	4 7	4 8	6 8	6 8	6	5	4	6	4	6	2	14.7 4.9		9.15 5.6	15.830 6.350		39.680 20.250	59.930
58.	#31288	CHARTIER	Julian	 FRA	1999	1 4	2 4	2 6	0	2	2	3	5	9	8	2	16.4 4.6		9.05 4.9	17.780 5.355	-2.0 → -0.2 →	41.230 17.105	58.335

						S1	S2	S3	S4	S5	S6	S7	S8	S9	S10	L	E	D	H	Time	Total	Score
59.	#31367	MONTERRUBIO	Raul	 MEX	1996	3 5	4 8	5 6	3	4	3	2	4	2	2	2	16.6 4.1	4.2	9.10 2.75	16.205 4.810	41.905 15.860	57.765
60.	#7125	ILIEV	Georgi	 BUL	1996	2 4	2 6	2	1	2	2	2	3	3	4	1	17.6 3.0	3.6	9.70 1.75	18.170 3.635	45.470 11.985	57.455
61.	#9308	MIHALEV	Mariyan	 BUL	1999	2 4	6 4	3	3	2	3	2	2	2	6	1	16.8 3.2	3.6	9.45 2.00	17.580 3.685	43.830 12.485	56.315
62.	#33798	CABRAL	Diogo	 POR	1999	0 5	2 4	2	2	2	2	0	4	4	6	0	17.6 3.1	3.2	9.05 1.80	17.000 3.535	43.650 11.635	55.285
63.	#30969	LEVY	Hadar Moni	 ISR	1998	4 6	5 6	7 7	5	6	6	8	7	7	6	0	13.9 4.1	4.2	9.15 2.30	16.550 4.950	39.600 15.550	55.150
64.	#24063	TIELEMAN	Seth	 BEL	1999	6 4	4 4	4	6	6	4	7	6	6	8	4	1.4 14.1	12.0	0.90 8.95	1.690 15.500	3.990 50.550	54.540
65.	#35873	JOHNSTON	David	 CAN	2000	2 6	2 7	4	2	4	3	4	4	6	4	6	15.9 2.7	3.1	9.75 1.70	17.885 3.480	43.535 10.980	54.515
66.	#25225	VALERA	Rodrigo	 ARG	1998	3 6	4 6	4 6	5 6	6 6	6 8						9.2 8.2	6.3	5.55 5.50	9.805 9.540	24.555 29.540	54.095
67.	#42617	PACHECO	Matias	 ARG	1998	8 6	6	8	6	8	7	5	4	7	8	1	1.2 13.4	11.2	0.80 9.45	1.805 15.735	3.805 49.785	53.590
68.	#19571	WEDBERG	Petter	 SWE	1998	4 4	6	8	8	8	8	8	7	10	8	4	1.6 12.1	12.4	0.90 8.30	1.810 15.165	4.310 -0.2 → 47.765	52.075
69.	#10656	KOLODZIEJ	Karol	 POL	1996	2 5	4	4	3	4	4	3	3	6	4	2	16.1 1.5	1.8	9.40 1.00	16.880 1.795	42.380 6.095	48.475
70.	#30103	WINER	Andrew	 USA	1999	5 8	4	4	5	6	4	5	5	7	5	2	14.8 1.2	1.7	9.60 1.00	17.255 1.765	41.655 5.665	47.320
71.	#34655	KARLSSON	Jonatan	 SWE	2000	6 6	4	4	4	5	6	4	4	4	6	2	15.1 1.4	1.5	9.70 1.00	16.080 1.620	-0.2 → 40.680 5.520	46.200



MINISTRY OF YOUTH AND SPORTS



© 2013–2017



Sporttech Ltd.

[Contact us](#)



25th FIG Trampoline Gymnastics World Age Group Competitions 16-19 November, 2017, Sofia, Bulgaria, Arena Armeec  
 Individual trampoline – 17-21 Girls – Qualification



						S1	S2	S3	S4	S5	S6	S7	S8	S9	S10	L	E	D	H	Time	Total	Score
1.	#19699	ROESLER	Aileen	GER	1999	1 4	1 5	1 6	2 4	2 5	3 4	4 4	1 5	2 4	2 4	2 2	17.9 15.3		10.00 9.20	17.115 15.950	45.015 52.550	97.565
2.	#24523	DAVIDSON	Madaline	NZL	1999	4 3	2 2	2 4	2 4	2 4	1 4	2 4	4 6	4 4	4 5	0 3	17.3 15.7		9.30 9.60	16.820 16.000	43.420 53.400	96.820
3.	#7102	POL	Romee	NED	1996	5 4	3 3	3 6	2 2	2 6	4 4	4 4	2 4	1 4	2 6	0 0	17.2 15.5		9.35 9.00	16.905 16.090	43.455 53.090	96.545
4.	#24170	MANKEVICH	Palina	BLR	2000	0 4	2 1	2 5	0 2	2 4	3 4	2 4	2 2	3 2	5 4	0 0	17.9 16.8		9.15 9.45	16.610 16.130	43.660 52.780	96.440
5.	#23988	TAM	Rachel	CAN	1998	0 6	0 4	1 6	4 4	1 6	2 6	2 4	2 5	4 4	3 6	2 1	17.9 14.8		9.00 9.50	16.125 15.145	43.025 53.045	96.070
6.	#24515	GOLOTA	Meri	RUS	2000	2 6	3 3	1 4	2 4	2 4	2 2	2 4	4 6	2 5	2 6	4 0	17.4 15.6		8.95 9.50	16.650 16.255	43.000 53.055	96.055
7.	#24531	KUZNETCOVA	Alina	RUS	2000	2 4	1 2	2 4	2 4	2 4	3 4	1 4	2 4	1 4	4 6	2 2	17.8 15.8		9.45 8.45	17.015 15.760	44.265 51.410	95.675
8.	#13124	MUELLER	Silva	GER	1996	1 4	2 4	2 6	2 4	0 6	2 4	4 6	2 4	2 4	2 4	2 0	17.7 15.6		9.25 9.55	16.095 15.370	43.045 52.520	95.565
9.	#30883	BROWNSEY	Louise	GBR	2000	1 4	0 4	1 6	2 4	2 6	4 4	1 6	0 4	2 4	2 6	0 0	18.5 15.2		9.50 9.15	15.960 14.975	43.960 51.525	95.485
10.	#9466	RUZIEVA	Farangiz	UZB	1999	2 4	0 4	2 6	1 4	4 6	2 4	5 4	3 4	3 2	2 6	0 2	17.6 15.4		9.55 9.10	16.245 15.425	43.395 52.025	95.420
11.	#10956	JANJGAVA	Teona	GEO	1997	2 6	2 4	1 6	2 6	2 6	4 4	4 4	2 4	2 4	4 2	0 0	17.5 15.2		9.35 9.10	16.340 15.360	43.190 51.960	95.150
12.	#24562	HOARE	Cassandra	AUS	2000	0 1	2 4	5 2	4 3	2 4	2 4	4 4	0 4	2 4	2 4	0 0	17.7 16.8		8.25 9.65	16.315 15.415	42.265 52.765	95.030
13.	#9327	PENEVA	Hristina	BUL	1999	2 4	2 4	4 4	3 4	2 4	1 4	4 3	4 4	2 4	3 4	2 4	17.1 15.7		8.65 9.05	16.605 15.545	42.355 52.495	94.850

						S1	S2	S3	S4	S5	S6	S7	S8	S9	S10	L	E	D	H	Time	Total	Score
14.	#24172	BAHAMOLAVA	Valiantsina	 BLR	2000	1 4	2 4	2 4	4 3	4 4	4 2	2 4	2 6	2 4	2 7	0 20	17.5 13.8		9.65 9.40	16.370 15.600	43.520 51.300	94.820
15.	#31289	TRIEBSCH	Alicia	 FRA	2000	4 4	0 6	2 6	4 4	4 4	2 6	3 4	2 4	1 2	2 5	0 2	17.6 15.3		9.10 9.55	16.675 15.555	43.375 51.005	94.380
16.	#21812	SOEHN	Kalena	 CAN	1999	2 4	2 6	2 6	2 4	4 4	2 6	2 4	2 5	2 4	4 3	0 0	17.6 15.4		8.70 9.00	16.240 15.200	42.540 51.800	94.340
17.	#24902	BUCHHOLZ	Charmaine	 GER	2000	2 6	2 4	2 7	2 7	4 6	2 4	2 4	4 5	1 4	3 8	0 0	17.6 14.5		9.50 9.10	16.355 14.930	43.455 50.530	93.985
18.	#20040	SHIRIAEVA	Daria	 RUS	1999	2 4	2 2	2 4	4 4	3 4	4 2	2 4	1 4	4 4	5 4	0 2	17.1 16.2		9.20 9.25	15.885 14.875	42.185 51.525	93.710
19.	#22326	GARCIA	Mariola	 MEX	2000	1 4	2 4	4 6	6 6	4 6	6 4	4 4	3 4	4 5	4 6	2 0	16.0 15.1		9.05 9.60	16.050 15.425	41.100 52.325	93.425
20.	#23760	DIBB	Bronwyn	 NZL	1997	2 5	2 6	2 6	2 8	4 6	3 8	4 8	3 7	2 6	4 8	1 2	17.1 13.0		9.30 8.65	16.210 15.020	42.610 49.970	92.580
21.	#22941	OLIVEIRA LI	Bruna	 POR	2006	2 2	2 2	2 4	1 4	4 2	2 3	2 4	2 6	4 7	4 2	16.9 15.8		9.35 9.40	16.010 15.375	42.260 50.175	92.435	
22.	#30675	NICHOLSON	Kate	 NZL	1998	4 6	2 5	4 7	3 6	6 4	3 4	4 4	2 4	1 6	2 7	0 2	16.9 14.5		9.40 9.70	15.235 14.570	41.535 50.170	91.705
23.	#24573	RAYMENT	Georgia	 AUS	2000	4 6	4 6	4 6	2 6	4 6	3 6	6 6	2 4	2 4	4 6	0 2	16.5 14.2		9.00 9.40	15.795 15.050	41.295 50.050	91.345
24.	#24741	PENG	Beatriz	 POR	1999	2 5	2 4	2 6	4 8	2 8	4 4	2 4	3 4	2 6	4 7	2 2	17.1 14.2		9.50 8.85	16.040 15.120	42.640 48.670	91.310
25.	#9326	PENEVA	Mariela	 BUL	1996	4 6	4 6	4 4	4 6	4 6	2 4	6 4	4 4	4 5	4 5	2 4	15.8 14.5		9.30 8.85	15.760 14.825	40.860 49.975	90.835
26.	#13299	MEIJERING	Floor	 NED	1996	2 6	2 4	2 8	2 7	2 8	2 3	2 6	1 6	4 5	5 3	0 2	17.6 14.2		9.10 8.40	15.335 14.535	42.035 48.635	90.670
27.	#31022	WALDEN	Elsa	 FIN	2000	4 4	4 1	2 4	4 4	4 5	6 6	5 4	2 3	2 3	4 4	0 1	16.3 16.1		9.25 7.9	15.815 15.850	41.365 49.100	90.465
28.	#23740	MANOLOVA	Desislava	 BUL	2000	3 4	4 2	3 2	4 3	4 4	4 4	2 4	2 3	2 4	4 4	2 2	16.6 16.4		9.00 9.20	14.695 14.645	40.295 49.445	89.740



						S1	S2	S3	S4	S5	S6	S7	S8	S9	S10	L	E	D	H	Time	Total	Score
29.	#20070	RODRIGUES	Maria	 BRA	2000	4 6	5 4	4 6	3 6	6 6	4 4	8 6	5 6	6 6	4 8	0 2	15.1 14.0		9.45 9.20	15.725 14.755	40.275 49.355	89.630
30.	#30362	VAN NATTA	Trinity	 USA	1999	2 5	3 4	1 5	3 2	2 4	4 6	4 6	3 6	3 8	4 10	2 20	16.9 12.4		9.50 8.85	16.090 14.870	42.490 46.720	89.210
31.	#16042	SILHAN	Shea	 USA	1999	1 6	2 8	2 8	4 6	2 8	4 8	4 6	4 6	4 4	6 4	20 2	14.7 13.4		9.70 9.10	15.790 14.605	40.190 48.905	89.095
32.	#13115	DE GRAAF	Catharina	 NED	1996	3 6	4 4	4 6	4 6	4 6	3 6	6 8	2 4	2 6	4 7	2 0	16.2 14.1		8.85 9.10	15.035 14.300	40.085 48.500	88.585
33.	#31120	ESTEVAO	Maria Joao	 POR	1999	0 6	2 5	4 8	2 6	4 6	3 6	4 8	4 5	5 6	7 8	2 4	16.3 13.2		9.10 8.50	15.490 14.865	40.890 47.065	87.955
34.	#22064	VAN ZYL	Charlize	 NAM	2000	2 6	4 6	3 8	4 4	5 6	6 6	4 6	4 6	4 6	4 6	0 1	16.0 13.9		9.40 9.00	14.985 14.085	40.385 47.485	87.870
35.	#19710	MERCADO	Carolina	 MEX	1997	2 5	2 4	4 4	4 4	4 4	4 6	2 6	2 4	2 5	4 6	0 0	17.0 15.2		9.30 9.35	14.250 13.695	40.550 47.245	87.795
36.	#8802	WEHDAN	Nadeen	 QAT	1997	2 4	2 6	3 6	4 5	4 3	4 6	4 8	4 6	4 5	5 8	0 0	16.4 14.3		9.20 9.05	14.415 14.360	40.015 47.510	87.525
37.	#22094	JONS	Maica	 ARG	2000	2 1	2 2	4 4	4 4	6 6	3 3	6 6	4 4	4 4	6 6	3 2	15.6 15.8		9.45 6.8	14.940 14.990	39.990 47.190	87.180
38.	#23710	LEMOINE	Alva	 SWE	1998	2 8	4 6	4 5	4 10	4 10	5 6	4 5	5 5	4 4	5 8	2 4	15.7 12.9		9.30 9.8	15.585 14.855	40.585 46.555	87.140
39.	#19598	NUNEZ	Patricia	 MEX	1999	2 6	8 4	3 4	6 3	5 6	6 4	4 6	3 6	2 4	6 4	20 3	13.5 15.0		8.80 9.10	15.150 14.610	37.450 49.610	87.060
40.	#23948	KLESZCZ	Krystyna	 POL	1999	2 4	2 2	0 6	2 6	4 8	4 10	5 6	4 8	4 8	4 10	4 5	16.5 12.7		9.15 10.5	15.060 14.465	40.710 46.265	86.975
41.	#24559	HAGARTY	Carina	 AUS	2000	4 6	6 7	4 8	4 8	5 7	6 9	6 10	3 8	4 9	4 8	0 4	15.4 11.6		9.35 11.2	14.945 14.135	39.695 45.535	85.230
42.	#31020	ESKOLA	Oona	 FIN	1999	4 6	4 4	3 6	4 8	4 9	3 8	4 7	2 8	3 5	6 4	2 1	16.1 13.4		9.25 7.0	15.870 14.885	41.220 43.685	84.905
43.	#30030	SCHEIN	Ariana	 USA	1997	1 4	4 4	4 6	4 4	6 4	3 7	4 6	4 6	4 6	4 10	0 4	16.2 13.9		9.45 7.8	14.185 13.960	39.835 44.560	84.395

						S1	S2	S3	S4	S5	S6	S7	S8	S9	S10	L	E	D	H	Time	Total	Score
44.	#25224	SACCA	Candela	 ARG	1999	2 6	2 6	3 4	4 6	6 6	4 5	8 6	6 6	6 6	5 8	5 4	14.9 13.7	8.4	9.30 9.00	14.250 14.085	38.450 45.185	83.635
45.	#42634	SAMELSELG	Helena	 EST	2000	4 8	4 6	4 7	6 5	6 6	6 6	5 6	4 7	6 6	8 7	2 4	14.5 13.2	7.6	9.35 9.25	14.560 14.440	38.410 44.490	82.900
46.	#32673	KULDKEPP	Anneli	 EST	1997	4 6	3 6	4 6	6 4	8 6	6 8	5 8	5 6	6 6	5 8	4 2	14.4 13.4	8.2	9.55 8.65	14.060 14.300	38.010 44.550	82.560
47.	#30186	SEPE	Katie	 USA	1998	6 6	6 6	7 6	6 8	6 6	7 8	6 7	5 8	6 7	6 7	0 3	13.9 12.8	9.1	9.05 9.15	14.485 13.810	37.435 44.860	82.295
48.	#25418	KAASIK	Krete	 EST	2000	4 5	3 6	4 4	4 4	6 4	4 5	4 6	3 4	8 4	6 8	4 1	15.0 14.9	-8.0 9.2	9.25 9.45	15.625 15.315	31.875 48.865	80.740
49.	#42940	UHRY	Isadora	 BRA	2000	4 6	4 6	6 6	4 4	5 5	4 8	2 9	6 7	2 4	8 6	0 2	15.5 13.7	6.9	8.65 8.40	13.680 13.800	37.830 42.800	80.630
50.	#20015	ROMERO ROSARIO	Noemi	 ESP	2000	3 3	4 4	2 6	2 2	2 6	3 4	2 7	2	2	2	0	17.6 10.8	8.8	9.20 5.65	16.325 11.235	43.125 36.485	79.610
51.	#22106	FAZIOLI	Julieta	 ARG	1999	4 6	4 6	4 6	3 8	6 5	6 7	8 6	4 4	6 6	7 3	20	12.8 13.7	6.4	9.20 9.55	13.425 13.845	35.425 43.495	78.920
52.	#34185	TAMPER	Salla	 FIN	1999	4 4	2 4	4 4	4 6	6 6	6 6	6 6	4 4	6 5	0	8.0 14.9	7.3	4.60 9.10	7.860 15.775	20.460 47.075	67.535	
53.	#20109	MALDONADO	Lucila	 ARG	2000	1 4	2 4	2 4	4 4	2	2	4	4	4	4	4	16.7 6.4	4.6	9.05 3.65	15.970 6.360	41.720 21.010	62.730
54.	#34657	FLENSBURG	Alice	 SWE	1999	4 4	2 6	2 8	3 8	3	6	4	4	3	4	4	16.1 5.4	4.6	9.45 3.25	15.550 6.175	41.100 19.425	60.525
55.	#31025	SALLI	Saana	 FIN	1999	4 6	4 6	2 6	4 7	4	4	4	4	4	6	2	15.8 5.5	4.6	9.40 3.50	14.895 6.195	40.095 19.595	59.690
56.	#31110	MARIANITO NUNES	Catarina	 POR	2006	2 5	2 4	2 6	2	4	2	4	5	4	4	2	16.7 4.5	3.8	9.05 2.60	16.295 4.820	42.045 15.720	57.765
57.	#37805	BALCERZEWSKA	Michalina	 POL	1996	2 4	0 4	2 4	4	4	3	3	4	6	6	4	16.2 4.8	3.2	9.10 2.40	15.540 4.735	40.840 15.135	55.975
58.	#14122	ZAKHARCHUK	Maria	 RUS	1998	2 7	2 4	2	0	4	4	1	2	2	5	2	17.4 2.9	2.7	9.05 1.65	16.075 3.520	42.525 10.770	53.295

						S1	S2	S3	S4	S5	S6	S7	S8	S9	S10	L	E	D	H	Time	Total	Score
59.	#11920	MATSUNAMI	Airi	 JPN	1998	1	2	2	0	4	5	5	4	2	3	4	16.8		9.60	16.080	42.480	53.175
						4	5										3.1	2.5	2.00	3.295	-0.2 → 10.695	
60.	#17932	FRESNEDA	Maria	 ESP	1999	4	4	6	2	6	6	6	5	6	6	2	14.7		9.65	15.780	40.130	50.435
						5	6										2.9	2.7	1.70	3.205	-0.2 → 10.305	

Generated by [sporttech.io](http://sporttech.io) official scoring system at **Nov 19, 2017 12:28:04 PM**. Live results at [www.sporttech.io/explore](http://www.sporttech.io/explore).



**MINISTRY OF YOUTH AND SPORTS**

