



QUALIFICATIONS / QUALIFICACIONES / CLASIFICATORIAS

WOMEN / FEMMES / MUJERES

TEAM RESULTS / RESULTATS EQUIPES / RESULTADOS POR EQUIPO







Winnipeg Arena

Rang Num	Fédération						TOTAL	
Rank Num	Federation							
1.	5	CANADA	CAN	36.222	37.361	37.199	38.162	148.944
2.	17	UNITED STATES	USA	36.480	37.249	36.249	38.386	148.364
3.	4	BRAZIL	BRA	36.630	37.061	36.411	37.537	147.639
4.	18	VENEZUELA	VEN	35.498	34.624	36.086	37.811	144.019
5.	8	CUBA	CUB	37.035	35.437	34.849	36.475	143.796
6.	1	ARGENTINA	ARG	35.917	34.736	35.999	36.325	142.977
7.	6	CHILE	CHI	35.010	30.824	32.286	33.536	131.656
8.	3	BERMUDA	BER	32.960	23.287	27.524	30.887	114.658





Winnipeg Arena

Rang	Num	Nom	Prénom	Féd					TOTAL
Rank	Num	Name	Firstname	Fed					
1.	5	CANADA		CAN					
	19	TOUSEK, Yvonne			9.024	9.475	9.450	9.562	37.511 (1)
	20	RICHARDSON, Kate			9.137	9.287	8.912	9.412	36.748 (10)
	21	LÉVEILLÉ, Lise			8.968	9.112	9.450	9.550	37.080 (6)
	22	FOURNIER, Émilie			8.968			9.475	18.443 (48)
	23	CONWAY, Michelle			9.093	8.912	9.387	9.575	36.967 (8)
	24	BEAULIEU, Julie				9.487	8.387		17.874 (50)
		TOTAL			36.222	37.361	37.199	38.162	148.944
2.	17	UNITED STATES		USA					
	43	ANTOLIN, Jeanette			8.881	8.862			17.743 (51)
	44	BECKERMAN, Alyssa				9.225	9.150	9.487	27.862 (36)
	45	DANTZSCHER, Jamie			9.075	9.087	9.362	9.537	37.061 (7)
	46	DOOLEY, Erinn			8.775		8.475	9.412	26.662 (41)
	47	THOMPSON, Jennie			9.331	9.487	8.712	9.700	37.230 (5)
	48	WHITE, Morgan			9.193	9.450	9.025	9.662	37.330 (2)
		TOTAL			36.480	37.249	36.249	38.386	148.364
3.	4	BRAZIL		BRA					
	12	AOKI, Patricia			8.606				8.606 (53)
	14	HYPOLITO, Daniele			9.381	9.400	9.050	9.425	37.256 (4)
	15	ARAUJO, Heine			9.087	9.087	9.012	9.200	36.386 (13)
	16	GOMES, Marilia				9.487	9.462	9.362	28.311 (35)
	17	SANTOS, Daiane			9.381	8.850	7.587	9.550	35.368 (18)
	18	COMIN, Camila			8.781	9.087	8.887	8.625	35.380 (17)
		TOTAL			36.630	37.061	36.411	37.537	147.639
4.	18	VENEZUELA		VEN					
	49	ZABALETA, Eddylin			9.237	9.000	8.737	9.662	36.636 (11)
	50	CESAR, Melizza			8.675	9.300	9.175	9.262	36.412 (12)
	51	ADRIANZA, Areadna			8.743	6.712	7.100	9.425	31.980 (29)
	52	HERNANDEZ, Marinet			8.843			9.187	18.030 (49)
	53	LOPEZ, Jessica				7.812	8.937	9.462	26.211 (43)
	54	LOVERA, Arlen			8.243	8.512	9.237		25.992 (44)
		TOTAL			35.498	34.624	36.086	37.811	144.019
5.	8	CUBA		CUB					
	29	LA ROSA, Monica				8.675	8.850	9.300	26.825 (40)
	30	GONZALEZ, Leyanet			9.181		8.737	9.100	27.018 (39)
	31	BERMUDEZ, Yureysis			9.293	8.812	8.250	8.350	34.705 (20)
	32	PEREZ, Yumaili			9.068	8.700	9.012	9.250	36.030 (14)
	33	JOVA, Arazay			9.493	9.250	8.237	8.825	35.805 (15)
	34	SUAREZ, Grisel			8.987	8.437			17.424 (52)
		TOTAL			37.035	35.437	34.849	36.475	143.796









QUALIFICATIONS / QUALIFICACIONES / CLASIFICATORIAS

WOMEN / FEMMES / MUJERES

TEAM RESULTS / RESULTATS EQUIPES / RESULTADOS POR EQUIPO







Winnipeg Arena

Rang Num	Nom Prénom	Féd Fed					TOTAL
Rank Num	Name Firstname						
6.	1 ARGENTINA	ARG					
1	SIROLLI, Melina		9.125	9.325	9.462	9.000	36.912 (9)
2	RIVAROLA, Barbara		9.012	9.337	9.412	9.500	37.261 (3)
3	CAYROL, Florencia		8.768	8.087	8.325	8.662	33.842 (22)
4	MAZZOLI, Romina						
5	NERI RIERA, Jessica		8.962	7.987	8.800	9.125	34.874 (19)
6	HORQUIN, Cintya		8.818	7.612	7.987	8.700	33.117 (25)
	TOTAL		35.917	34.736	35.999	36.325	142.977
7.	6 CHILE	CHI					
25	ROSSELOT, Maria José		8.481	8.175	7.850	8.650	33.156 (24)
26	ALARCON, Carolina		8.493	6.687	7.175	8.112	30.467 (33)
27	IBACACHE, Patricia		9.018	7.675	8.262	8.012	32.967 (26)
28	ACHONDO, Barbara		9.018	7.312	8.437	8.762	33.529 (23)
55	ANTIVILO, Karina		8.318	7.662	7.737	7.787	31.504 (31)
	TOTAL		35.010	30.824	32.286	33.536	131.656
8.	3 BERMUDA	BER					
7	MURPHY, Laura		8.318	7.137	8.450	8.325	32.230 (28)
8	WHITE, Christina		8.262	5.675	6.325	8.287	28.549 (34)
9	FRONCIONI, Alexandra		8.324	4.362	5.850	6.700	25.236 (46)
10	CHRISTENSEN, Sasha		7.849	4.500	6.412	7.000	25.761 (45)
11	WADSON, Leila		8.056	5.975	6.337	7.275	27.643 (37)
	TOTAL		32.960	23.287	27.524	30.887	114.658



WOMEN / FEMMES / MUJERES
RESULTS / RESULTATS / RESULTADOS

Winnipeg Arena

Rang	Num	Nom Prénom	Féd					TOTAL
Rank	Num	Name Firstname	Fed					
1.	48	WHITE Morgan	USA	9.087	9.525	9.387	9.650	37.649
2.	23	CONWAY Michelle	CAN	9.156	9.500	9.212	9.750	37.618
3.	47	THOMPSON Jennie	USA	9.362	9.287	8.900	9.687	37.236
4.	19	TOUSEK Yvonne	CAN	8.962	9.150	9.500	9.587	37.199
5.	21	LÉVEILLÉ Lise	CAN	9.018	9.200	9.387	9.525	37.130
6.	2	RIVAROLA Barbara	ARG	8.874	9.350	9.425	9.412	37.061
7.	14	HYPOLITO Daniele	BRA	9.087	9.175	9.037	9.662	36.961
8.	45	DANTZSCHER Jamie	USA	8.949	9.112	9.500	9.287	36.848
9.	31	BERMUDEZ Yureysis	CUB	9.262	8.737	9.275	9.125	36.399
9.	36	LOPEZ Denisse	MEX	9.537	9.237	8.375	9.250	36.399
11.	1	SIROLLI Melina	ARG	9.006	9.225	8.837	9.087	36.155
12.	15	ARAUJO Heine	BRA	8.943	8.975	9.000	8.900	35.818
13.	33	JOVA Arazay	CUB	9.437	8.800	8.587	8.850	35.674
14.	37	MAGAÑA Brenda	MEX	9.043	9.100	8.225	9.012	35.380
15.	18	COMIN Camila	BRA	8.812	8.050	9.000	8.975	34.837
16.	5	NERI RIERA Jessica	ARG	8.912	7.900	8.500	8.925	34.237
17.	28	ACHONDO Barbara	CHI	8.981	8.000	8.337	8.700	34.018
18.	51	ADRIANZA Areadne	VEN	9.099	6.825	8.562	9.525	34.011
19.	27	IBACACHE Patricia	CHI	8.912	7.862	7.825	8.562	33.161
20.	32	PEREZ Yumaili	CUB	8.412	8.187	7.400	9.112	33.111
21.	35	CARROLL SAMAYOA Melanie	GUA	8.456	7.475	8.275	8.762	32.968
22.	42	LAURINO Maria Del Carmen	URU	8.737	7.550	7.462	8.325	32.074
23.	7	MURPHY Laura	BER	8.224	6.875	8.087	8.025	31.211



APPARATUS FINALS / FINALES PAR ENGINES / FINALES POR APARATO

WOMEN / FEMMES / MUJERES

FINAL RESULTS / CLASSEMENT FINAL / RESULTADOS FINAL



Winnipeg Arena



1. JOVA Arazay	CUB	9.450
2. SANTOS Daiane	BRA	9.387
3. ZABALETA Eddylin	VEN	9.231
4. LOPEZ Denisse	MEX	9.206
5. WHITE Morgan	USA	8.993
6. BERMUDEZ Yureysis	CUB	8.950
7. HYPOLITO Daniele	BRA	8.756
8. THOMPSON Jennie	USA	8.293



1. TOUSEK Yvonne	CAN	9.662
2. BEAULIEU Julie	CAN	9.600
3. WHITE Morgan	USA	9.537
4. SIROLLI Melina	ARG	9.500
5. GOMES Marilia	BRA	9.487
6. RIVAROLA Barbara	ARG	9.387
7. CESAR Melissa	VEN	9.262
7. HYPOLITO Daniele	BRA	9.262



1. LÉVEILLÉ Lise	CAN	9.612
2. RIVAROLA Barbara	ARG	9.512
3. SIROLLI Melina	ARG	9.387
4. GOMES Marilia	BRA	9.100
5. TOUSEK Yvonne	CAN	9.000
6. CESAR Melissa	VEN	8.725
7. DANTZSCHER Jamie	USA	8.700
8. LOVERA Arlen	VEN	8.537



1. TOUSEK Yvonne	CAN	9.712
2. CONWAY Michelle	CAN	9.687
3. SANTOS Daiane	BRA	9.612
4. WHITE Morgan	USA	9.562
5. DANTZSCHER Jamie	USA	9.425
6. RIVAROLA Barbara	ARG	9.337
7. ZABALETA Eddylin	VEN	8.675
8. LOPEZ Jessica	VEN	8.312









QUALIFICATIONS / QUALIFICACIONES / CLASIFICATORIAS

MEN / HOMMES / HOMBRES

TEAM RESULTS / RESULTATS EQUIPES / RESULTADOS POR EQUIPO



Winnipeg Arena

Rang Rank	Fédération Federation							TOTAL	
1.	8 CUBA	CUB	36.100	37.550	37.500	37.575	36.550	37.100	222.375
2.	17 UNITED STATES	USA	35.750	36.450	35.650	36.800	35.950	35.400	216.000
3.	5 CANADA	CAN	35.550	35.400	35.300	37.100	35.650	36.150	215.150
4.	18 VENEZUELA	VEN	35.250	33.700	35.250	36.575	32.650	34.200	207.625
5.	1 ARGENTINA	ARG	35.450	34.000	34.100	35.475	33.500	32.300	204.825
6.	14 PUERTO RICO	PUR	33.800	33.150	34.800	34.800	33.900	33.950	204.400
7.	4 BRAZIL	BRA	33.350	34.500	33.200	36.075	32.350	33.450	202.925











QUALIFICATIONS / QUALIFICACIONES / CLASIFICATORIAS

MEN / HOMMES / HOMBRES

TEAM RESULTS / RESULTATS EQUIPES / RESULTADOS POR EQUIPO



Winnipeg Arena

Rang	Num	Nom	Prénom	Féd							TOTAL
Rank	Num	Name	Firstname	Fed							
1.	8	CUBA		CUB							
	83	DIAZ,	Francisco		8.550	9.050	9.425			8.200	35.225 (39)
	84	DIAZ,	Yoandry		9.450			9.400	8.750	8.950	36.550 (36)
	85	DRIGGS,	Abel			9.300	9.300	9.400	9.150		37.150 (35)
	86	LAMELAS,	Lazaro		8.950	9.500	8.000	9.400	8.850	9.400	54.100 (3)
	87	LOPEZ,	Eric		9.100	9.700	9.700	9.375	9.450	9.450	56.775 (1)
	88	VAZQUEZ,	Adonis		8.600	8.800	9.075	9.325	9.100	9.300	54.200 (2)
		TOTAL			36.100	37.550	37.500	37.575	36.550	37.100	222.375
2.	17	UNITED STATES		USA							
	97	ASHE,	Michael			9.050	8.500	8.950			26.500 (43)
	98	BHAVSAR,	Raj		9.000	9.300	8.850		8.950	8.450	44.550 (29)
	99	DUTKA,	Michael		9.150	9.250	8.250	9.375	8.950	8.600	53.575 (6)
	100	McCAIN,	Stephen		8.650	8.800	9.200	8.700	9.100	8.950	53.400 (9)
	101	MORAN,	Michael		8.950		9.100	9.175	8.500	9.000	44.725 (28)
	102	YOUNG,	James		8.550	8.850		9.300	8.950	8.850	44.500 (30)
		TOTAL			35.750	36.450	35.650	36.800	35.950	35.400	216.000
3.	5	CANADA		CAN							
	73	AMENDRA,	Roshan		7.700	8.700		9.275	8.600	9.300	43.575 (32)
	74	BURLEY,	Kristan		8.700	8.400	9.050	9.475	9.150	9.100	53.875 (4)
	75	GOLDING,	Grant			8.350	8.500		9.000		25.850 (44)
	76	GOOD,	Darin		9.100		9.100	9.100		8.300	35.600 (37)
	77	IKEDA,	Richard		8.900	9.650	7.900	8.825	8.250	8.250	51.775 (13)
	78	JELTKOV,	Alexander		8.850	8.650	8.650	9.250	8.900	9.450	53.750 (5)
		TOTAL			35.550	35.400	35.300	37.100	35.650	36.150	215.150
4.	18	VENEZUELA		VEN							
	103	BRICENO,	Carycel		8.800	9.350		9.000	7.650	9.250	44.050 (31)
	104	CAPOTE,	Pablo		8.900	8.100	8.150	9.400	8.500	8.800	51.850 (12)
	105	CARMONA,	Regulo			7.800	8.850			8.200	24.850 (46)
	106	GONZALEZ,	Ronald		8.450	8.450	8.450	8.975	8.350	6.850	49.525 (19)
	107	PACHECO,	Jesus		8.200	5.850	9.150	8.900		7.950	40.050 (34)
	108	SOLORZANO,	Victor		9.100		8.800	9.200	8.150		35.250 (38)
		TOTAL			35.250	33.700	35.250	36.575	32.650	34.200	207.625
5.	1	ARGENTINA		ARG							
	60	ALVARIÑO,	Sergio			7.950	9.300				17.250 (48)
	61	BARRIONUEVO,	Martin		9.100	7.550	7.600	8.450	8.150	8.150	49.000 (22)
	62	ERBOJO,	Sergio		8.600	8.400	8.250	8.800	8.450	7.700	50.200 (18)
	63	ORSINI,	Andres		7.900	8.900	7.550	8.700	7.850	8.100	49.000 (22)
	64	PASSALENTI,	Martin		8.350			8.725	8.100	7.050	32.225 (41)
	65	PEDERCINI,	Eric		9.400	8.750	8.950	9.250	8.800	8.350	53.500 (8)
		TOTAL			35.450	34.000	34.100	35.475	33.500	32.300	204.825











MEN / HOMMES / HOMBRES

TEAM RESULTS / RESULTATS EQUIPES / RESULTADOS POR EQUIPO



Winnipeg Area

Rang	Num	Nom	Prénom	Féd							TOTAL
Rank	Num	Name	Firstname	Fed							
6.	14	PUERTO RICO		PUR							
	92	LIZARDI,	Diego		8.750	8.150	9.500	9.200	8.900	9.050	53.550 (7)
	93	ORTIZ,	Juan		8.200	8.450	9.250	8.900	8.200	7.850	50.850 (16)
	94	RODRIGUEZ,	Joseph		8.350	7.950	8.200	8.600	7.650	7.800	48.550 (25)
	95	VARGAS,	Luis		8.500	8.600	7.850	8.100	9.150	9.250	51.450 (14)
		TOTAL			33.800	33.150	34.800	34.800	33.900	33.950	204.400
7.	4	BRAZIL		BRA							
	67	ALBINO,	Cristiano								
	68	BARRETO,	Gustavo		8.200	9.200	7.550	8.850	7.700	7.600	49.100 (21)
	69	CONCIENGAO,	Michel		8.600	7.450	7.650	9.425	8.150	8.250	49.525 (19)
	70	MALEWSCHIK,	Charley		8.400	8.550	8.200	8.900	8.000	8.200	50.250 (17)
	71	RODRIGUES,	Mosiah		8.150	8.650	7.900	8.900	8.500	8.850	50.950 (15)
	72	SATO,	Kleber			8.100	9.450		7.700	8.150	33.400 (40)
		TOTAL			33.350	34.500	33.200	36.075	32.350	33.450	202.925





MEN / HOMMES / HOMBRES
RESULTS / RESULTATS / RESULTADOS




Winnipeg Arena

Rang	Num	Nom Prénom	Féd							TOTAL
Rank	Num	Name Firstname	Fed							
1.	87	LOPEZ Eric	CUB	8.850	9.700	9.625	9.450	9.550	9.550	56.725
2.	78	JELTKOV Alexander	CAN	9.350	9.000	8.950	9.250	8.900	9.550	55.000
3.	86	LAMELAS Lazaro	CUB	8.950	8.850	9.150	9.500	9.050	9.450	54.950
4.	88	VAZQUEZ Adonis	CUB	8.550	8.850	9.300	9.350	9.225	9.050	54.325
5.	92	LIZARDI Diego	PUR	9.050	8.400	9.450	9.150	8.900	9.000	53.950
6.	74	BURLEY Kristan	CAN	8.650	8.400	9.075	9.425	9.150	8.950	53.650
7.	100	McCain Stephen	USA	8.900	9.000	9.325	8.600	8.850	8.950	53.625
8.	65	PEDERCINI Eric	ARG	9.050	8.450	8.900	9.150	8.950	8.150	52.650
9.	80	GIRALDO Jorge	COL	8.950	8.200	8.300	8.900	9.150	8.900	52.400
9.	91	LOPEZ Francisco	MEX	9.050	8.150	8.750	9.100	8.400	8.950	52.400
11.	77	IKEDA Richard	CAN	8.950	8.050	8.500	8.550	9.300	8.850	52.200
12.	95	VARGAS Luis	PUR	8.450	9.100	7.650	8.075	9.150	9.400	51.825
13.	104	CAPOTE Pablo	VEN	8.500	8.500	8.200	9.550	8.800	8.050	51.600
14.	101	MORAN Michael	USA	8.200	7.200	9.050	8.700	8.900	8.900	50.950
15.	69	CONCIENGAO Michel	BRA	8.700	7.500	7.850	9.550	8.350	8.150	50.100
16.	71	RODRIGUES Mosiah	BRA	8.250	8.300	8.000	8.675	8.350	8.500	50.075
17.	99	DUTKA Michael	USA	8.400	8.500	7.850	9.275	7.650	8.300	49.975
18.	66	DE FREITAS Francis	BAR	8.450	7.950	8.300	8.950	8.200	8.100	49.950
19.	70	MALEWSCHIK Charley	BRA	8.400	7.300	8.300	8.975	8.350	8.150	49.475
20.	93	ORTIZ Juan	PUR	8.000	8.200	9.100	8.775	8.175	6.950	49.200
21.	61	BARRIONUEVO Martin	ARG	9.000	7.500	7.800	8.575	7.850	8.050	48.775
22.	62	ERBOJO Sergio	ARG	8.150	8.200	8.400	8.550	7.600	7.800	48.700
23.	106	GONZALEZ Ronald	VEN	8.300	7.450	8.400	9.325	6.900	7.150	47.525
24.	82	ROMERO Jesus Augusto	COL	7.250						7.250



Winnipeg Arena

XX.XXX = Note Modified

Rang	Num	Nom	Prénom	Féd	SV	J1	J2	J3	J4	J5	J6	Pen.
Rank	Num	Name	Firstname	Fed	SV	CHI	GUA	COL	ARG			
1.	65	PEDERCINI	Eric	ARG	9.90	9.40	9.40	9.45	9.35			9.400
2.	84	DIAZ	Yoandry	CUB	9.90	9.40	9.40	9.50	9.55		0.1	9.350
3.	108	SOLORZANO	Victor	VEN	9.90	9.20	9.30	9.10	8.80		0.1	9.050
4.	61	BARRIONUEVO	Martin	ARG	9.60	9.10	9.00	9.00	8.95		0.1	8.900
5.	99	DUTKA	Michael	USA	9.60	9.10	9.10	8.90	9.05		0.2	8.875
6.	76	GOOD	Darin	CAN	9.30	8.70	8.70	8.85	8.70			8.700
7.	98	BHAVSAR	Raj	USA	9.30	8.50	8.50	8.40	8.55			8.500
8.	86	LAMELAS	Lazaro	CUB	9.40	8.30	8.30	8.20	8.50		0.1	8.200



Winnipeg Arena

XX.XXX = Note Modified

Rang	Num	Nom	Prénom	Féd	SV	J1	J2	J3	J4	J5	J6	Pen.
Rank	Num	Name	Firstname	Fed	SV	BRA	MEX	VEN	PUR			
1.	87	LOPEZ	Eric	CUB	10	9.85	9.70	9.70	9.70			9.700
2.	103	BRICENO	Carycel	VEN	9.80	9.40	9.50	9.50	9.20			9.450
3.	80	GIRALDO	Jorge	COL	9.70	9.40	9.40	9.20	9.30			9.350
4.	77	IKEDA	Richard	CAN	10	9.40	9.30	9.30	9.30			9.300
5.	86	LAMELAS	Lazaro	CUB	9.70	9.30	9.40	9.20	9.20			9.250
6.	99	DUTKA	Michael	USA	9.70	9.10	9.00	9.20	9.00			9.050
7.	98	BHAVSAR	Raj	USA	9.60	9.10	8.90	8.80	8.80			8.850
8.	68	BARRETO	Gustavo	BRA	9.30	7.80	7.70	7.90	7.70			7.750





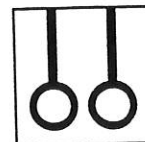
MEN / HOMMES / HOMBRES

INDIVIDUAL JUDGES SCORES / NOTES DES JUGES / PUNTOS DE LOS JUECES



Winnipeg Arena

XX.XXX = Note Modified



Rang Rank	Num Num	Nom Prénom Name Firstname	Féd Fed	SV SV	J1 CUB	J2 USA	J3 CHI	J4 CAN	J5	J6	Pen.
1.	87	LOPEZ Eric	CUB	10	9.70	9.55	9.60	9.70			9.650
2.	60	ALVARIÑO Sergio	ARG	10	9.20	9.45	9.55	9.60			9.500
3.	92	LIZARDI Diego	PUR	10	9.50	9.45	9.45	9.50			9.475
4.	83	DIAZ Francisco	CUB	9.90	9.50	9.20	9.40	9.50			9.450
5.	100	McCAIN Stephen	USA	9.90	9.20	9.50	9.40	9.45			9.425
6.	72	SATO Kleber	BRA	10	9.30	9.35	9.40	9.50			9.375
7.	107	PACHECO Jesus	VEN	9.90	9.20	9.10	9.40	9.40			9.300
8.	93	ORTIZ Juan	PUR	9.90	8.90	9.20	9.10	9.00			9.050






APPARATUS FINALS / FINALES PAR ENGINES / FINALES POR APARATO

MEN / HOMMES / HOMBRES

INDIVIDUAL JUDGES SCORES / NOTES DES JUGES / PUNTOS DE LOS JUECES



Winnipeg Arena

XX.XXX = Note Modified

Rang	Num	Nom	Prénom	Féd	SV	J1	J2	J3	J4	J5	J6	Pen.		
Rank	Num	Name	Firstname	Fed	SV	CAN	ARG	CUB	MEX					
1.	85	DRIGGS	Abel	CUB	9.80 10	9.50 9.70	9.45 9.65	9.60 9.70	9.50 9.60				9.500 9.675	9.587
2.	84	DIAZ	Yoandry	CUB	9.80 9.80	9.50 9.50	9.50 9.55	9.50 9.60	9.40 9.60				9.500 9.575	9.537
3.	74	BURLEY	Kristan	CAN	10 9.80	9.75 9.30	9.70 9.30	9.60 9.30	9.60 9.20				9.650 9.300	9.475
4.	104	CAPOTE	Pablo	VEN	9.80 9.80	9.55 9.00	9.55 9.05	9.40 9.00	9.50 9.10				9.525 9.025	9.275
5.	65	PEDERCINI	Eric	ARG	9.80 9.60	9.10 9.20	9.20 9.25	9.30 9.40	9.10 9.30				9.150 9.275	9.212
6.	99	DUTKA	Michael	USA	10 9.60	9.20 9.10	9.00 9.00	9.50 9.20	9.50 9.00				9.350 9.050	9.200
7.	69	CONCIENGAO	Michel	BRA	10 9.80	9.10 8.90	9.10 8.95	9.10 8.70	9.30 9.00				9.100 8.925	9.012
8.	73	AMENDRA	Roshan	CAN	9.80 9.00	9.00 8.60	9.00 8.50	9.00 8.70	9.00 8.60				9.000 8.600	8.800





Winnipeg Arena

XX.XXX = Note Modified

Rang	Num	Nom	Prénom	Féd	SV	J1	J2	J3	J4	J5	J6	Pen.
Rank	Num	Name	Firstname	Fed	SV	ARG	BRA	GUA	USA			
1.	87	LOPEZ	Eric	CUB	9.90	9.60	9.50	9.60	9.50			9.550
2.	80	GIRALDO	Jorge	COL	9.90	9.50	9.60	9.30	9.55			9.525
3.	85	DRIGGS	Abel	CUB	9.80	9.30	9.35	9.30	9.25			9.300
4.	95	VARGAS	Luis	PUR	9.70	9.10	9.25	9.30	9.30			9.275
5.	74	BURLEY	Kristan	CAN	9.60	9.20	9.30	9.20	9.15			9.200
6.	75	GOLDING	Grant	CAN	9.70	9.20	9.10	9.20	9.00			9.150
7.	99	DUTKA	Michael	USA	9.40	8.95	8.60	8.80	9.00			8.875
8.	100	McCAIN	Stephen	USA	9.20	8.60	8.75	8.60	8.75			8.675



Panasonic®

XEROX

swatch®



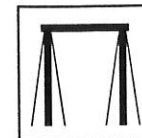
APPARATUS FINALS / FINALES PAR ENGINES / FINALES POR APARATO

MEN / HOMMES / HOMBRES

INDIVIDUAL JUDGES SCORES / NOTES DES JUGES / PUNTOS DE LOS JUECES



Winnipeg Arena

XX.XXX = Note Modified

Rang	Num	Nom	Prénom	Féd	SV	J1	J2	J3	J4	J5	J6	Pen.
Rank	Num	Name	Firstname	Fed	SV	VEN	PUR	BRA	CAN			
1.	78	JELTKOV	Alexander	CAN	10	9.70	9.50	9.70	9.70			9.700
2.	87	LOPEZ	Eric	CUB	10	9.40	9.40	9.70	9.50			9.450
3.	95	VARGAS	Luis	PUR	10	9.40	9.40	9.50	9.30			9.400
4.	103	BRICENO	Carycel	VEN	10	9.60	9.40	9.30	9.10			9.350
5.	80	GIRALDO	Jorge	COL	10	9.20	9.20	9.30	9.10			9.200
6.	91	LOPEZ	Francisco	MEX	9.70	9.00	9.00	9.00	9.00			9.000
7.	73	AMENDRA	Roshan	CAN	9.80	8.70	8.80	8.90	9.10			8.850
8.	86	LAMELAS	Lazaro	CUB	9.70	8.80	8.90	8.80	8.70			8.800



Panasonic

XEROX

swatch