










Campeonato Panamericano / Pan American Championships 2024 Lima, Perú
Individual trampoline – Team competitions – SENIOR MASCULINO – Team final

| Team Score | | | | S1 | S2 | S3 | S4 | S5 | S6 | S7 | S8 | S9 | S10 | L | E | D | HD | ToF | Total | Score | |
|----------------|--|-----|--------------------|-----------------------|----|----|----|----|----|----|----|----|-----|---|----|------|------|------|--------|--------|--------|
| 1. 11(3) T2 | | MEX | JOSÉ HUGO | Marín Mata | 4 | 6 | 5 | 4 | 6 | 4 | 6 | 4 | 4 | 4 | 0 | 15.3 | 14.1 | 8.70 | 14.990 | 53.090 | 53.090 |
| 1. 11(5) T2 | | MEX | SERGIO ALEJANDRO | Murillo Serrano | 4 | 2 | 4 | 6 | 4 | 4 | 6 | 5 | 4 | 6 | 4 | 15.1 | 13.1 | 9.30 | 15.600 | 53.100 | 53.100 |
| 1. 11(3) T2 | | MEX | DAVID ELIAS | Carballo Castillo | 4 | 3 | 5 | 6 | 4 | 4 | 6 | 4 | 6 | 6 | 0 | 15.2 | 10.1 | 9.30 | 15.480 | 50.080 | 50.080 |
| 2. 10(4) T4 | | BRA | WALLACE | Celestino | 4 | 4 | 5 | 4 | 6 | 6 | 5 | 6 | 4 | 6 | 0 | 15.0 | 13.1 | 9.60 | 16.070 | 53.770 | 53.770 |
| 2. 10(2) T4 | | BRA | GABRIEL | Ferreira Soares Sousa | 2 | 3 | 6 | 4 | 4 | 6 | 4 | 6 | 5 | 6 | 0 | 15.4 | 10.6 | 9.40 | 16.550 | 51.950 | 51.950 |
| 2. 10(4) T4 | | BRA | VINICIUS | Celestino | 2 | 4 | 5 | 6 | 6 | 6 | 4 | 6 | 5 | 5 | 2 | 14.9 | 12.0 | 8.90 | 15.870 | 51.670 | 51.670 |
| 3. 9(1) T3 | | ARG | TOBIAS MAXIMILIANO | Weise Gontier | 4 | 6 | 6 | 4 | 6 | 5 | 6 | 6 | 6 | 6 | 1 | 14.4 | 12.4 | 9.20 | 15.790 | 51.790 | 51.790 |
| 3. 9(3) T3 | | ARG | TOMAS SANTINO | Roberti | 4 | 4 | 6 | 4 | 4 | 6 | 6 | 4 | 4 | 4 | 20 | 13.4 | 12.9 | 9.50 | 16.310 | 52.110 | 52.110 |
| 3. 9(5) T3 | | ARG | SANTIAGO FEDERICO | Ferrari | 6 | 6 | 6 | 6 | 6 | 5 | 6 | 6 | 6 | 6 | 2 | 13.9 | 17.4 | 8.90 | 15.740 | 55.940 | 55.940 |
| 4. 8(2) T1 | | COL | JULIAN ESTEBAN | Alvis Diaz | 4 | 4 | 4 | 6 | 4 | 6 | 4 | 4 | 6 | 6 | 5 | 14.7 | 13.1 | 9.20 | 15.180 | 52.180 | 52.180 |



| Team Score | | | | S1 | S2 | S3 | S4 | S5 | S6 | S7 | S8 | S9 | S10 | L | E | D | HD | ToF | Total | Score | |
|---------------|---|-----|-----------------|----------------|----|----|----|----|----|----|----|----|-----|---|---|------|------|------|--------|-------------|--------|
| 4. 8(4) T1 |  | COL | DIEGO ALEXANDER | Giraldo Garzon | 4 | 2 | 4 | 5 | 6 | 4 | 6 | 6 | 5 | 6 | 2 | 15.0 | 12.7 | 8.60 | 15.830 | 52.130 | 52.130 |
| 4. 8(2) T1 |  | COL | MANUEL | Sierra Osorio | 4 | 4 | 4 | 6 | 6 | 6 | 8 | 6 | 6 | | | 13.0 | 9.7 | 8.40 | 14.470 | -0.5→45.070 | 45.070 |
| 5. 7(5) T5 |  | USA | RYAN SCOTT | Maccagnan | 4 | 6 | 6 | 6 | 6 | 6 | 4 | 4 | 4 | 5 | 2 | 14.7 | 15.6 | 9.30 | 16.230 | 55.830 | 55.830 |
| 5. 7(1) T5 |  | USA | CODY EVAN | Gesuelli | 8 | | | | | | | | | | | 1.2 | 2.2 | 0.80 | 1.750 | -0.4→5.550 | 5.550 |
| 5. 7(1) T5 |  | USA | ELIJAH AARON | Vogel | 4 | 4 | 4 | | | | | | | | | 4.8 | 5.5 | 2.60 | 5.540 | 18.440 | 18.440 |






Campeonato Panamericano / Pan American Championships 2024 Lima, Perú

Individual trampoline – Team competitions – SENIOR FEMENINO – Team final

| Team Score | | | | S1 | S2 | S3 | S4 | S5 | S6 | S7 | S8 | S9 | S10 | L | E | D | HD | ToF | Total | Score | |
|----------------|--|-----|-------------------|---------------------|----|----|----|----|----|----|----|----|-----|---|---|------|------|------|--------|--------|--------|
| 1. 14(5) T5 | | USA | LEAH BELLA | Edelman | 4 | 2 | 6 | 4 | 4 | 4 | 4 | 6 | 6 | 4 | 2 | 15.4 | 11.9 | 8.90 | 15.320 | 51.520 | 51.520 |
| 1. 14(4) T5 | | USA | LOGAN MIA RIMASSA | Mc Coy | 6 | 4 | 6 | 7 | 4 | 6 | 4 | 4 | 4 | 4 | 2 | 14.9 | 11.3 | 9.30 | 15.000 | 50.500 | 50.500 |
| 1. 14(5) T5 | | USA | AVA FRANCESCA | Dehanes | 4 | 5 | 6 | 4 | 6 | 3 | 6 | 4 | 4 | 4 | 0 | 15.4 | 13.4 | 9.20 | 14.960 | 52.960 | 52.960 |
| 2. 11(3) T2 | | CAN | KASHA ANIELA | Noga-Bard | 6 | 5 | 4 | 6 | 4 | 5 | 5 | 5 | 4 | 6 | 2 | 14.8 | 12.4 | 9.10 | 14.950 | 51.250 | 51.250 |
| 2. 11(5) T2 | | CAN | KALENA MARIE | Soehn | 4 | 6 | 6 | 6 | 6 | 6 | 5 | 6 | 6 | 6 | 0 | 14.3 | 13.1 | 9.30 | 14.120 | 50.820 | 50.820 |
| 2. 11(3) T2 | | CAN | RIELLE ELIZABETH | Bonne | 6 | 6 | 6 | 6 | 7 | 6 | 6 | 7 | 7 | 6 | 0 | 13.7 | 12.8 | 9.10 | 14.770 | 50.370 | 50.370 |
| 3. 9(4) T4 | | MEX | MARIOLA | Garcia | 4 | 5 | 3 | 6 | 4 | 6 | 6 | 6 | 6 | 6 | 0 | 14.8 | 12.4 | 9.40 | 14.810 | 51.410 | 51.410 |
| 3. 9(3) T4 | | MEX | MICHELLE AMERICA | Mares Cuevas | 5 | 4 | 6 | 2 | 4 | 6 | 6 | 7 | 5 | 6 | 0 | 14.9 | 10.3 | 9.30 | 14.750 | 49.250 | 49.250 |
| 3. 9(2) T4 | | MEX | PATRICIA CRISTINA | Nuñez Pavon | 4 | 6 | 6 | 5 | 6 | 4 | 5 | 6 | 4 | 4 | 2 | 14.8 | 11.8 | 9.10 | 14.570 | 50.270 | 50.270 |
| 4. 7(1) T1 | | ARG | LUCILA AYLIN | Maldonado Rodriguez | 3 | 4 | 6 | 6 | 4 | 3 | 4 | 6 | 6 | 6 | 0 | 15.2 | 9.8 | 8.80 | 14.760 | 48.560 | 48.560 |



| Team Score | | | | S1 | S2 | S3 | S4 | S5 | S6 | S7 | S8 | S9 | S10 | L | E | D | HD | ToF | Total | Score | |
|---------------|---|-----|---------------|-----------------------|----|----|----|----|----|----|----|----|-----|---|---|------|------|------|--------|--------|--------|
| 4. 7(2) T1 |  | ARG | MARTINA AYLEN | Quintana | 2 | 4 | 4 | 3 | 4 | 4 | 6 | 4 | 4 | 6 | 0 | 15.9 | 8.7 | 9.60 | 14.190 | 48.390 | 48.390 |
| 4. 7(4) T1 |  | ARG | VALENTINA | Podesta | 4 | 2 | 4 | 4 | 6 | 3 | 4 | 4 | 4 | 6 | 0 | 15.9 | 10.5 | 9.30 | 15.000 | 50.700 | 50.700 |
| 5. 4(2) T3 |  | BRA | JULIA EDUARDA | Rocha | 1 | 2 | 6 | 4 | 6 | 8 | 6 | 4 | 4 | 6 | 4 | 14.9 | 9.6 | 9.10 | 15.580 | 49.180 | 49.180 |
| 5. 4(1) T3 |  | BRA | MARIA LUIZA | França Lopes Oliveira | 2 | 2 | 4 | 4 | 5 | | | | | | | 8.3 | 4.9 | 4.40 | 8.240 | 25.840 | 25.840 |
| 5. 4(1) T3 |  | BRA | MARIA LUIZA | Sales Marcante | 4 | 4 | 4 | 4 | 6 | 4 | 6 | 4 | 4 | 4 | 0 | 15.6 | 8.2 | 9.40 | 15.180 | 48.380 | 48.380 |

