






# Campeonato Panamericano / Pan American Championships 2024 Lima, Perú

## Individual trampoline – Team competitions – SENIOR FEMENINO – Qualification



Team Score				S1	S2	S3	S4	S5	S6	S7	S8	S9	S10	L	E	D	HD	ToF	Total	Score
1. T6	G3	312.330	USA AVA FRANCESCA Dehanes	6	4	6	4	6	6	6	4	5	6	0	14.7	14.0	9.30	14.860	52.860	52.860
				4	4	6	6	4	6	6	6	5	4	2	14.7	13.0	9.00	14.840	51.540	
1. T6	G2	312.330	USA LOGAN MIA RIMASSA Mc Coy	6	4	6	4	6	6	4	6	4	6	2	14.6	13.2	9.30	15.100	52.200	52.510
				6	4	6	4	6	4	4	6	4	6	3	14.7	13.2	9.60	15.010	52.510	
1. T6		312.330	USA LEAH BELLA Edelman	6	6	6	5	4	6	5	6	5	5	0	14.6	12.7	9.20	14.930	51.430	51.790
				4	6	8	6	4	4	5	6	6	4	2	14.5	12.7	9.50	15.090	51.790	
1. T6		312.330	USA TRINITY RAE Van Natta	6	4	6	8	6	4	6	6	8	6	2	13.8	11.1	9.00	14.310	48.210	49.850
				6	6	8	8	6	4	6	6	6	5	2	13.7	13.0	9.00	14.150	49.850	
2. T2	Q3	292.650	MEX PATRICIA CRISTINA Nuñez Pavon	4	4	6	8	8	6	4	6	8	6	1	13.9	12.2	9.10	13.930	49.130	51.050
				4	4	4	4	6	5	6	4	6	6	2	14.9	12.3	9.70	14.150	51.050	
2. T2	Q4	292.650	MEX MARIOLA Garcia	6	5	4	6	6	6	8					9.9	8.7	6.20	10.550	35.350	50.870
				5	6	3	6	5	6	6	6	6	8	3	14.0	12.4	9.60	14.870	50.870	
2. T2		292.650	MEX MICHELLE AMERICA Mares Cuevas	6	3	6	6	5	6	8	8	4	8	0	14.0	10.3	9.50	14.570	48.370	48.370
				6											1.4	1.3	1.00	1.620	5.320	
2. T2		292.650	MEX VERONICA SARAI Borges Medina	6	4	6	4	6	6	6	4	4	6	4	14.4	9.0	8.70	13.870	45.970	47.260
				6	5	7	4	6	6	6	4	6	8	2	14.0	9.7	9.80	13.760	47.260	
3. T4	G1	279.570	BRA MARIA LUIZA França Lopes Oliveira	2	3	4	4	6	4						9.7	6.1	5.40	9.640	30.840	51.800
				2	2	4	4	4	4	4	4	5	6	2	15.9	11.1	9.00	15.800	51.800	
3. T4	Q1	279.570	BRA JULIA EDUARDA Rocha	0	2	4	4	6	7	5	3	4	6	2	15.7	9.8	9.60	15.840	50.940	51.170
				0	2	5	4	7	6	4	4	6	6	0	15.6	10.5	9.40	15.670	51.170	
3. T4		279.570	BRA MARIA LUIZA Sales Marcante	4	5	5	8	5	4	4	4	8	6	3	14.4	10.3	9.80	14.510	49.010	49.010
				4	4										3.2	2.5	1.70	3.060	10.460	
3. T4		279.570	BRA LUARA Rezende	8	4	8	7	8							6.5	6.7	4.60	7.550	25.350	45.810
				6	4	6	8	8	8	7	6	6	8	20	11.3	10.9	9.20	14.410	45.810	
4. T1	Q2	259.500	CAN RIELLE ELIZABETH Bonne	8	6	6	6	8	6	6	6	6	8	2	13.2	13.8	9.20	14.650	50.850	51.050
				6	7	6	6	6	6	6	8	6	8	1	13.4	13.8	9.20	14.650	51.050	
4. T1	Q5	259.500	CAN KALENA MARIE Soehn	6	4	6	4	8	6	5	6	6	6	0	14.3	13.1	9.30	13.790	50.490	50.490
				6	6	8	6	8	8	6	8	6	7	4	12.7	12.4	9.20	13.290	47.590	
4. T1		259.500	CAN KASHA ANIELA Noga-Bard	6	8										2.6	2.9	1.70	3.080	10.280	49.240
				6	7	4	8	6	6	6	4	6	10	2	13.5	12.2	8.90	14.640	49.240	
5. T3	Q7	218.730	ARG VALENTINA Podesta	6	4	4	6	4	5	7	4	5	8	0	14.7	10.4	9.20	14.550	48.850	48.850
				4	3	4									4.9	3.3	2.80	4.580	15.580	
5. T3	Q8	218.730	ARG LUCILA AYLIN Maldonado Rodriguez	8											1.2	1.7	1.00	1.560	5.460	48.760
				6	6	6	6	6	4	4	6	6	8	6	13.6	11.8	9.10	14.260	48.760	
5. T3		218.730	ARG MARTINA AYLEN Quintana	2	4	4	9								6.1	3.4	3.30	5.850	18.650	46.360
				2	4	4	2	2	4	4	3	4	8	20	14.3	8.7	9.00	14.360	46.360	
5. T3		218.730	ARG ALMA MIA Figueredo	6	5	5	6	6	6	8	8	10			12.0	7.1	8.30	13.130	40.530	40.530
				6											1.4	1.5	1.00	1.540	5.440	
6. T5	Q6	182.670	COL NICOLE Castellanos Lopez	6	4	5	6	4	6	6	6	4	6	4	14.3	12.0	8.80	14.880	49.980	49.980
				7											1.3	2.0	1.00	1.630	5.930	



Team Score				S1	S2	S3	S4	S5	S6	S7	S8	S9	S10	L	E	D	HD	ToF	Total	Score	
6. T5	182.670		COL GILARY	Riascos Guevara	4	5	6	6	4	6	7	6	6	8	20	12.2	9.3	9.00	14.440	44.940	44.940
					4	4	6	6	6	8	7	8	9			12.2	8.5	8.10	12.990	41.790	
6. T5	182.670		COL ANNY ISABEL	Sanchez Sarria	6	8										2.6	2.0	1.80	3.030	9.430	25.410
					6	6	8	6	9	10						7.5	4.2	5.60	8.110	25.410	
6. T5	182.670		COL EMILY TATIANA	Cueva Soler	6	4	6									4.4	3.4	2.70	4.120	14.620	14.620
					0	0	0	0	0	0	0	0	0	0	0	20.0					0




**EUROTRAMP**

**SPIETH**

**GYMNOVA**

**F3 · Curves**  
3D GYM



# Campeonato Panamericano / Pan American Championships 2024 Lima, Perú

## Individual trampoline – Team competitions – SENIOR MASCULINO – Qualification



Team Score			S1	S2	S3	S4	S5	S6	S7	S8	S9	S10	L	E	D	HD	ToF	Total	Score				
1. T3	G2	336.440		USA	ELIJAH AARON	Vogel	4	4	4	6	5	6	6	5	4	6	2	14.8	16.0	9.40	17.120	57.320	57.320
							4	4	4	5	7	6	6	6	4	5	2	14.7	15.8	9.00	17.110	56.610	
1. T3	G1	336.440		USA	CODY EVAN	Gesuelli	6	8	7	6	6	8	6	6	6	7	2	13.2	17.1	9.00	15.570	54.870	56.330
							6	6	6	5	6	6	6	7	6	6	0	14.0	17.1	9.10	16.130	56.330	
1. T3		336.440		USA	RYAN SCOTT	Maccagnan	4										1.6	2.0	0.90	1.800	6.300	56.080	
							4	6	6	6	6	5	4	6	4	6	2	14.5	16.2	9.20	16.180	56.080	
1. T3		336.440		USA	PAUL RUSH	Bretscher	5	8	6	6	7	6	6	8	6	8	2	13.2	16.9	9.40	15.730	55.230	55.230
							6	8	7	6	8	6	6	6			10.7	12.8	6.70	12.860	43.060		
2. T2	Q4	284.840		BRA	GABRIEL	Ferreira Soares Sousa	4	4	4	3	5	6	6	4	4	6	4	15.0	14.6	9.20	15.910	54.710	54.710
							4	6									3.0	3.4	1.80	3.430	11.630		
2. T2	Q5	284.840		BRA	VINICIUS	Celestino	6	6	4	6	4	6	8	8	10	8	2	13.2	10.8	8.60	15.360	47.960	54.480
							4	4	6	6	6	4	6	6	6	4	0	14.8	14.6	9.30	15.780	54.480	
2. T2		284.840		BRA	WALLACE	Celestino	5	6	5	4	6	6	4	5	4	6	1	14.8	14.1	9.60	15.670	54.170	54.170
							5	4	6	6	6	6	4	5	4	7	1	14.6	14.5	9.10	15.920	54.120	
2. T2		284.840		BRA	LUCAS JUNIO	Tobias	4	8	8								4.0	5.5	2.60	5.010	17.110	19.400	
							6	8	8	10							4.8	5.3	3.50	5.800	19.400		
3. T4	Q1	275.420		ARG	SANTIAGO FEDERICO	Ferrari	6	4	5	6	6	6	6	6	6	6	4	13.9	16.7	9.20	16.230	56.030	56.160
							6	4	4	5	6	6	5	6	7	6	2	14.3	17.0	9.00	15.860	56.160	
3. T4		275.420		ARG	TOBIAS MAXIMILIANO	Weise Gontier	6	3	6	4	5	6	6	6	5	6	2	14.5	13.0	9.30	15.690	52.490	52.490
							6										1.4	2.0	1.00	1.750	6.150		
3. T4		275.420		ARG	TOMAS SANTINO	Roberti	4	2	7	4	6	6	6	6	5	8	0	14.6	12.9	9.20	15.720	52.420	52.420
							4	3	4	6	4	4	6	5	4	3	2	15.5	11.0	9.30	16.370	52.170	
4. T5	Q3	250.380		MEX	JOSÉ HUGO	Marín Mata	4	3	4	4	6	1	5	4	4	6	2	15.7	14.7	9.20	15.250	54.850	54.850
							4	2	4								5.0	5.2	2.80	5.060	18.060		
4. T5		250.380		MEX	DAVID ELIAS	Carballo Castillo	4	6	6	6	8	4	8	7	6		12.5	12.7	7.90	13.850	46.950	48.110	
							4	6	5	6	6	7	6	6	4		13.0	12.9	8.20	14.010	48.110		
4. T5		250.380		MEX	SERGIO ALEJANDRO	Murillo Serrano	6	2	4	4	4	4	6				11.0	9.5	6.40	11.140	38.040	44.370	
							6	8	6	6	6	6	6	8			12.2	11.4	7.60	13.170	44.370		
5. T1	Q2	134.080		COL	MANUEL	Sierra Osorio	4	4	4	6	6	5	6	6	6	6	4	14.3	15.0	9.20	16.360	54.860	54.860
																					0		
5. T1		134.080		COL	DIEGO ALEXANDER	Giraldo Garzon	4	4	6	5	4	6					9.1	8.5	5.60	9.840	33.040	33.490	
							4	8	6	6	6	8					8.2	9.8	5.70	9.790	33.490		
5. T1		134.080		COL	JULIAN ESTEBAN	Alvis Diaz	4										1.6	2.0	1.00	1.730	6.330	6.360	
							4										1.6	2.0	1.00	1.760	6.360		
5. T1		134.080		COL	SANTIAGO	Parra Berrio															DNS	0	
																					DNS		

