

						S1	S2	S3	S4	S5	S6	S7	S8	S9	S10	L	E	D	HD	ToF	Total	Score
1.	G7	YAN	Langyu	CHN	1999	2	2	2	2	2	4	4	4	3	4	0	17.1	17.1	9.70	17.710	61.610	61.610
						2	3	4	2	3	4	4	4	3	4	2	16.5	17.1	9.20	17.250	60.050	
2.	G4	WANG	Zisai	CHN	2006	4	4	2	2	3	4	4	4	4	4	2	16.3	17.6	8.50	16.990	59.390	60.810
						4	4	2	4	2	4	4	4	4	4	0	16.4	18.0	9.40	17.010	60.810	
3.	G2	HE	Longyu	CHN	2000	4	2	4	4	4	4	4	4	4	4	0	16.2	15.8	9.10	17.440	58.540	60.500
						4	4	2	3	3	4	4	4	4	4	0	16.4	17.1	9.60	17.400	60.500	
4.		LI	Yuming	CHN	2005	4	5	4	4	4	4	6	4	4	4	0	15.7	17.4	9.70	16.850	59.650	60.410
						4	4	4	3	3	4	4	4	2	4	0	16.4	17.4	9.30	17.310	60.410	
5.	Q1	SCHMIDT	Dylan	NZL	1997	2	4	4	4	5	3	4	4	2	6	2	16.0	16.5	8.40	16.910	57.810	60.230
						2	4	4	4	3	2	4	4	2	4	0	16.7	16.5	9.80	17.230	60.230	
6.	Q2	STAMP	Andrew	GBR	2001	4	5	4	4	6	6	4	5	6	6	2	14.8	17.1	9.50	17.290	58.690	59.880
						3	4	4	2	4	4	4	4	5	6	2	15.8	17.1	9.50	17.480	59.880	
7.	G5	PERZAMANOS	Zak	GBR	2003	4	3	4	4	6	4	4	6	4	5	0	15.6	16.7	9.30	17.490	59.090	59.450
						4	4	4	4	3	4	6	6	5	6	0	15.4	17.1	9.50	17.450	59.450	
8.	Q3	NISHIOKA	Ryusei	JPN	2003	4	2	3	4	4	4	4	4	4	5	3	15.9	17.1	9.10	17.350	59.450	59.450
																				0		
9.	Q4	MUSSABAYEV	Danil	KAZ	1998	4	6										3.0	3.8	1.80	3.600	12.200	59.120
						2	4	4	4	4	4	6	4	6	6	2	15.4	16.8	9.90	17.020	59.120	
10.	G6	GOUZOU	Pierre	FRA	1998	4	4	4	6	6	4	5	5	6	6	2	14.8	16.7	9.20	16.400	57.100	58.990
						4	4	4	5	5	4	4	4	4	4	0	15.8	16.7	9.50	16.990	58.990	
11.	Q5	UNNO	Hiroto	JPN	2000	4	4	6	6	4	4	4	6	4	6	0	15.2	17.3	9.70	16.740	58.940	58.940
						4	4	6	6	6	6	4	5	4	6	0	14.9	17.3	9.70	16.760	58.660	
12.	Q6	ALBUQUERQUE	Gabriel	POR	2006	2	4	6	6	4	5	4	4	4	6	4	15.1	16.6	9.40	17.220	58.320	58.890
						2	4	4	4	4	6	6	6	6	2	15.0	17.3	9.10	17.490	58.890		
13.	Q7	WIZANI	Benny	AUT	2001	2	4	4	6	4	4	4	4	4	6	4	15.4	16.2	9.20	17.080	57.880	58.840
						4	4	6	6	4	4	4	4	4	6	4	15.0	17.4	9.50	16.940	58.840	
14.	Q8	SAKAI	Ryosuke	JPN	1997	4	4	4	4	4	6	3	4	4	6	2	15.5	17.1	9.00	16.590	58.190	58.820
						4	5	4	4	4	5	4	4	4	6	0	15.6	17.1	9.30	16.820	58.820	
15.	G3	CHARTIER	Julian	FRA	1999	4	4	4	3	4	6	6	4	5	8	1	15.1	17.1	9.30	16.960	58.460	58.730
						4	4	4	2	4	5	5	6	6	6	0	15.4	17.1	9.10	17.130	58.730	
16.	Q9	SCHULDZ	Matthias	GER	2000	6	8	6	4	5	6	6	6	6	6	0	14.1	17.1	9.70	16.610	57.510	58.540
						4	6	4	4	5	6	6	6	6	2	14.5	17.1	9.80	17.140	58.540		
17.	Q10	VOGEL	Fabian	GER	1995	4	6	4	6	6	6	5	4	4	6	1	14.8	16.2	9.60	17.050	57.650	58.410
						4	6	6	4	4	6	4	6	5	6	0	14.9	17.1	9.70	16.710	58.410	
18.	Q11	SHOSTAK	Aliasksei	USA	1995	4	3	4	4	4	4	4	3	4	4	0	16.2	16.5	8.80	16.770	58.270	58.270
						4	4									3.2	3.6	1.80	3.620	12.220		
19.	Q12	AUBIN	Remi	CAN	2001	4	6	6	6	6	5	5	6	5	5	0	14.6	17.1	9.30	17.100	58.100	58.100
						4	6	6	4	6	6	6	6	6	6	0	14.4	16.1	9.10	16.760	-0.2→56.160	
20.	Q13	ABREU	Diogo	POR	1993	6	4	4	6	10							7.0	8.4	4.60	8.660	28.660	57.970
						6	4	4	6	4	5	6	6	6	6	0	14.7	16.7	9.60	16.970	57.970	
21.	Q14	RUTHERFORD	Blake	AUS	1996	2	4	4	4	5	6	5	6	5	6	2	15.1	16.6	9.30	16.860	57.860	57.860
						4	4	5	6	4	6					9.1	10.7	5.50	10.550	35.850		
22.	Q15	MORANTE	Allan	FRA	1994	4	5	6	4	5	6	5	4	4	6	0	15.1	16.7	9.30	16.710	57.810	57.810
						4	4	5	6	6	5	4	4	4	6	0	15.2	16.7	8.40	17.080	57.380	
23.	Q16	HERNANDEZ	Angel	COL	1995	4	4	4	4	4	4	4	4	4	6	2	15.6	17.1	8.90	16.150	57.750	57.750
						4	4	2								5.0	6.0	2.60	5.200	18.800		
24.	Q17	PROSTOROV	Mykola	UKR	1994	2	4	4	4	4	6	4	5	6	6	0	15.5	15.8	9.70	16.680	57.680	57.680
						4	2	5	4	4	6	6	6	6	6	0	15.1	16.1	9.00	16.480	56.680	
25.	Q18	DAVYDENKO	Anton	UKR	1996	4	6	4	6	4	4	4	4	6	6	2	15.0	17.1	9.20	16.380	57.680	57.680
						4	4									3.2	4.0	1.80	3.660	12.660		
26.	R1	SANTOS	Lucas	POR	2002	4	4	2	4	6	6	6	7	4	8	20	12.9	16.2	9.30	17.450	55.850	57.590
						2	4	4	4	4	6	6	6	4	6	2	15.2	16.0	8.90	17.490	57.590	



					S1	S2	S3	S4	S5	S6	S7	S8	S9	S10	L	E	D	HD	ToF	Total	Score	
27.	R2	DUTRA	Rayan	BRA	2002	4 4	5	4	4	4	5	4	6	5	6	2	15.1 1.6	17.1 2.2	9.10 0.90	16.050 1.820	57.350 6.520	57.350
28.		FERREIRA	Pedro	POR	1997	3 4	4 4	6 4	4 6	4 4	4 4	6 4	4 4	6 8	4 0	15.1 15.2	15.2 15.8	9.30 9.10	17.060 17.220	56.660 57.320	57.320	
29.		PADILLA	Ruben	USA	2001	4 4	4 6	6 6	5 8	4	5	6	7	6	6	0	14.7 5.6	16.9 8.1	9.60 3.60	16.060 6.500	57.260 23.800	57.260
30.		PFLEIDERER	Matthias	GER	1995	6 4	6 6	4 4	6 6	6 5	8 8	6 6	5 8	6 6	6 8	0 0	14.1 13.9	17.1 17.1	9.40 9.10	16.470 17.100	57.070 57.200	57.200
31.		ROWLEY	Isaac	USA	1999	4 4	6 4	6 4	6 6	6 6	6 5	7 6	6 4	6 6	2 2	13.9 14.7	16.5 16.5	9.30 9.20	16.690 16.700	56.390 57.100	57.100	
32.		ROZHKO	Dmytro	UKR	2002	2 4	6 6	4 4	4 4	4 6	7 7	6 4	6 6	8 6	3	14.6 13.3	16.2 14.6	9.70 8.10	16.480 14.960	56.980 50.960	56.980	
33.		MIHALEV	Mariyan	BUL	1999	4 4	2 2	4 6	6 6	6 8	7 6	6 6	7 8	6 8	8 6	14.4 13.4	17.1 17.1	9.30 9.40	16.180 15.730	56.980 55.630	56.980	
34.		VEGA	David	ESP	1998	4 4	4	6	4	6	4	4	6	6	6	0	15.0 1.6	16.1 2.2	9.30 0.90	16.410 1.810	56.810 6.510	56.810
35.		GRAPSAS	Marios	GRE	1998	6 4	4	5	4	5	6	6	6	6	6	0	1.4 14.8	2.2 16.7	1.00 8.80	1.830 16.360	6.430 56.660	56.660
36.		LAVINO	Marco	ITA	2001	3 4	4 4	4 6	6 4	5 6	4 8	5 9	6	6	6	0	15.1 9.9	16.0 11.6	9.20 6.00	16.040 11.580	56.340 39.080	56.340
37.		KHASANBOEV	Mirshokhid	UZB	2005	4 4	3 4	4 4	2 5	4 6	2 8	4	4	6	6	6	15.5 8.9	15.0 7.5	9.30 5.50	16.470 10.060	56.270 31.960	56.270
38.		IVANSKYI	Mykyta	UKR	2001	2 2	4 4	4 4	4 6	4 6	4 4	6 6	8 4	8	2	15.0 12.4	15.4 12.9	9.00 7.10	16.800 13.790	56.200 46.190	56.200	
39.		SWADLING	Shaun	AUS	1992	4 4	6 6	6 6	6 6	5 6	6 6	4 4	4 6	6 6	6 2	14.5 14.2	16.3 15.6	8.80 9.10	16.580 16.430	56.180 55.330	56.180	
40.		NORDFORS	Jonas	SWE	1992	4 3	4 5	4 6	6 5	5 6	5 6	6 4	4 5	6 4	7 6	4 2	14.5 14.8	15.6 15.8	9.50 9.20	15.730 16.280	55.330 56.080	56.080
41.		SHUH	Nathan	CAN	1997	4 4	6 8	4 8	6 6	6 6	6 6	4 6	6 6	6 6	2 2	14.4 13.6	16.2 15.8	9.40 9.10	16.070 15.280	56.070 53.780	56.070	
42.		TASMAGAMBETOV	Yerlan	KAZ	2004	5 4	8 6	6 4	6 6	8 6	6 6	5 4	5 4	4 4	5 8	2 0	14.0 14.8	13.3 16.2	9.10 9.40	16.130 15.660	52.530 56.060	56.060
43.		FRANCO	David	ESP	2002	4 4	4 2	6 2	4 6	4 6	6 4	7 5	6	5	6	0	14.8 11.1	15.9 12.2	8.80 6.70	16.290 11.700	55.790 41.700	55.790
44.		MUTLU	Gurkan	TUR	1993	4 2	4 6	4 4	4 6	6 4	6 4	5 4	6 6	7 8	2 2	14.6 14.6	16.0 16.2	9.20 9.20	15.690 15.810	55.490 55.610	55.610	
45.		ABRAHAMS	Michael	NED	2001	5 6	5 4	5 5	6 4	6 6	6 8	6	6	6	6	1	14.2 8.7	15.7 10.1	8.70 5.60	16.690 10.310	55.290 34.710	55.290
46.		GESUELLI	Cody	USA	1998	6 5	6 7	6 6	5 4	6 6	2 6	4 6	6 6	6 6	4 4	14.3 13.6	16.1 17.1	9.10 9.10	15.720 15.170	55.220 54.970	55.220	
47.		GUEVARA	Donovan	MEX	2006	4 4	5 4	6 6	6 6	6 4	4 6	4 6	6 4	6 6	2 0	14.7 14.8	14.8 15.0	9.60 9.10	16.010 16.310	55.110 55.210	55.210	
48.		SPATT	Martin	AUT	1994	4 4	4 6	6 6	2 6	4 6	4 6	4 4	2 4	8 8	2 10	15.6 13.6	13.6 14.6	9.60 9.10	16.280 15.660	55.080 52.960	55.080	
49.		DEVINE	Ryan	IRL	2001	4 6	4 6	6 6	6 8	6	7	8	8	8	8	0	13.5 5.4	16.5 6.8	9.60 3.80	15.310 6.340	54.910 22.340	54.910
50.		SANCHEZ	Raul	ESP	2001	8 6	4	6	6	6	8	7	10	8	10	4	1.2 12.5	2.2 16.3	1.00 8.90	1.890 16.940	6.290 54.640	54.640
51.		KHAKIMOV	Abdulaziz	UZB	2001	3 4	4 4	4 4	5 4	6 4	4 4	6 4	4 4	6 8	4 3	15.0 15.1	14.4 14.2	9.40 8.70	15.700 15.990	54.500 53.990	54.500	
52.		LOZANO	Amado	MEX	1998	4 4	4 4	5 4	5 6	5 6	5 6	5 6	6 4	7 4	2	14.6 13.6	14.8 13.4	9.60 8.60	15.430 14.160	54.430 49.760	54.430	
53.		HOPFGARTNER	Georg	AUT	2002	4 5	6 6	4 4	4 6	6 8	6 6	4 8	8 6	6 8	4 2	14.2 13.7	14.6 15.0	9.30 9.20	16.310 15.860	54.410 53.760	54.410	
54.		JOHANSEN	Valdemar	DEN	2004	7 6	7 6	8 6	7 7	8 8	8 8	7 8	9 6	9 6	8 8	0 2	12.2 12.9	15.2 15.6	9.50 9.40	15.820 16.290	52.720 54.190	54.190
































					S1	S2	S3	S4	S5	S6	S7	S8	S9	S10	L	E	D	HD	ToF	Total	Score
55.	PETERSEN	Teis	 DEN	1997	6 6	6 7	6 8	8 8	7 8	6 8	8 8	8 8	6 6	8 8	2 4	12.9 12.1	15.4 15.4	9.40 9.50	16.420 16.000	54.120 53.000	54.120
56.	MASHARIPOV	Jurabek	 UZB	2001	4 4	4 4	6 6	7 6	6 6	6 4	6 6	6 4	7 6	6 6	4 0	13.8 14.8	14.4 14.4	9.10 9.10	15.980 15.630	53.280 53.930	53.930
57.	BARKOV	Roman	 KAZ	2002	6 5	8 6	8 6	8 6	6 6	6 8	6 6	6 6	6 7	4 4	12.9 9.7	16.0 11.7	8.80 6.40	16.220 11.570	53.920 39.370	53.920	
58.	DIMITROV	Martin	 BUL	2006	3 4	4 4	6 6	6 6	6 4	4 4	3 3	4 4	6 6	0 0	1.7 15.3	2.0 14.0			3.700 14.920	53.520 53.520	53.520
59.	YONTUCU	Huseyin Engin	 TUR	2000	4 4	6 6	6 8	6 8	6 6	8 8	8 8	6 6	8 8	20 20	7.2 11.2	8.6 16.2	4.40 9.40	8.640 16.440	28.840 53.240	53.240	
60.	FROESCHL	Niklas	 AUT	1997	6 6	6 6	8 6	8 6	6 6	8 8	8 8	8 8	8 7	8 8	0 2	12.6 12.9	14.8 14.8	9.60 9.20	15.430 16.080	52.430 52.980	52.980
61.	RIOU	Florestan	 FRA	2001	4	6	4	6	5	4	4	4	5		13.8	14.9	8.20	15.010	51.910 0	51.910	
62.	ANGELOV	Maksim	 BUL	2005	5 4	4 4	6 6	6 3	7 6	6 6	6 6	6 6	7 7	2 2	13.9 7.7	13.5 7.4	9.40 4.70	14.990 7.870	51.790 27.670	51.790	
63.	MARTIN	Jorge	 ESP	1998	4 4	4 4	4 4	6 5	4 6	5 8	7 6	7 6	9 9		13.0 10.3	15.1 11.8	8.40 6.20	15.260 12.360	51.760 40.660	51.760	
64.	LAUXTERMANN	Caio	 GER	2003	4 4	6 6	4 6	5 6	6 10	5 10	4 4	4 8	8 8		13.4 6.8	14.8 7.6	8.50 4.10	14.920 8.390	51.620 26.890	51.620	
65.	BILLVEN EDHAMMER	Vilhelm	 SWE	2005	6 5	8 10	8 8	8 8	8 8	7 8	8 8	6 8	8 9	8 10	3 20	12.2 9.8	14.0 11.0	8.90 9.20	15.740 15.790	50.840 45.790	50.840
66.	SMITH	Oscar	 SWE	1991	6 6	4 6	6 8	6 6	6 6	6 6	6 6	6 6	6 6		4.4 12.4	5.6 14.3	2.60 8.60	5.240 14.690	17.840 49.990	49.990	
67.	ZAKRZEWSKI	Artur	 POL	1993	6 6	6 6	4 4	4 6	7 7	6 6	6 6	5 5		1.4 13.0	2.2 13.5	1.00 8.60	1.770 14.850	6.370 49.950	49.950		
68.	VON HEIDEMAN	Linus	 SWE	2004	5 4	8 7	8 8	6 8	8 8	7 8	8 8	9 9	8 8	4 4	12.1 5.3	14.2 6.3	8.80 3.60	14.830 6.230	49.930 21.430	49.930	
69.	ZAYED	Omar	 EGY	2001	6 6	8 8	8 8	8 8	8 8	8 8	8 8	8 8	8 8	2 2	12.0 1.4	14.0 2.0	8.90 0.90	14.780 1.690	49.680 -0.4→5.590	49.680	
70.	MCLEOD	Leuca	 AUS	2005	4 4	4 6	5 4	6 4	8 4	8 4	6 4	6 6	6 6		7.3 13.6	8.0 12.8	4.10 8.40	8.250 14.700	27.650 49.500	49.500	
71.	LAIDLAW	Reegan	 NZL	2001	4 4	4 4	6 6	7 4	6 5	6 6	6 6	5 5	5 5		8.7 13.5	9.0 13.2	5.60 8.10	9.700 14.010	33.000 48.810	48.810	
72.	ALIYEV	Pirmammad	 KAZ	1997	4 3	4 4	6 4	4 3	5 4	6 4	5 4	4 6	6 6		13.6 8.2	12.5 7.8	7.90 4.90	14.600 8.590	48.600 29.490	48.600	
73.	HUSSEIN	Khaled	 EGY	2001	6 6	6 4	8 8	8 8	10 10	8 10	7 7	6 6	6 9	2 2	12.4 4.2	12.5 4.9	9.10 2.70	14.420 4.870	48.420 16.670	48.420	
74.	MIYANO	Hayato	 JPN	2002	6 5	10 6	4 4	8 8	10 10	10 10	7 7	6 6	6 6		2.4 11.8	4.3 13.2	1.60 7.90	3.440 14.820	11.740 47.720	47.720	
75.	SOEHN	Keegan	 CAN	1992	4 4	2 4	4 4	5 3	5 4	6 4	6 4	6 6	6 6		9.4 12.7	10.1 13.0	5.50 7.50	9.960 13.390	34.960 46.590	46.590	
76.	PATISSO COLONNA	Samuele	 ITA	2003	6	4	6	4	6	6	5	7		11.6	13.2	7.60	13.220	45.620 0	45.620		
77.	SPES	Lev	 SLO	2005	6 7	4 4	6 5	8 6	10 8	6 6	7 7	8 8	9 9		6.6 12.0	4.5 8.5	4.80 8.10	7.740 13.150	23.640 41.750	41.750	
78.	HVALA	Aleks	 SLO	2005	8 8	10 9	10 9	10 9	10 10	10 10	10 10	10 10	10 10	0 20	10.2 8.5	7.5 7.5	9.30 9.10	14.030 14.020	41.030 39.120	41.030	
79.	SIERRA	Manuel	 COL	2004	4 4	2 4	4 6	6 6	6 4	4 4					9.4 4.6	8.8 4.9	5.60 2.70	9.710 5.370	33.510 17.570	33.510	
80.	KHOLMIRZAEV	Ziloliddin	 UZB	2002	6 4	2 2	5 5								1.4 4.9	2.0 4.5	0.90 2.60	1.750 4.820	6.050 16.820	16.820	
81.	RUPAR	Jure	 SLO	2005	8 10	8 8	10 10								1.2 3.2	1.3 2.5	0.80 2.30	1.360 3.690	4.660 11.690	11.690	
82.	CHARTIER	Jeremy	 CAN	2001	0	0	0	0	0	0	0	0	0	0	20.0				DNS DNS	0	





FIG Trampoline World Cup - COIMBRA 2023 4th Edition  
Individual trampoline – MALE – Qualification2

						S1	S2	S3	S4	S5	S6	S7	S8	S9	S10	L	E	D	HD	ToF	Total	Score
1.	G1	YAN	Langyu	CHN	1999	2	2	2	2	2	2	2	4	4	4	0	17.4	17.1	9.80	17.540	61.840	61.840
2.	Q1	WANG	Zisai	CHN	2006	2	4	3	4	2	3	4	4	3	2	0	16.9	18.0	9.30	16.970	61.170	61.170
3.	G2	SCHMIDT	Dylan	NZL	1997	2	4	2	4	4	2	3	4	2	4	0	16.9	16.5	9.80	17.340	60.540	60.540
4.	Q2	ALBUQUERQUE	Gabriel	POR	2006	2	2	2	4	4	4	4	6	4	4	6	15.8	17.3	9.10	17.540	59.740	59.740
5.	Q3	ABREU	Diogo	POR	1993	6	4	4	6	4	4	4	6	4	4	0	15.4	16.7	9.50	17.790	59.390	59.390
6.	Q4	STAMP	Andrew	GBR	2001	4	4	3	4	4	4	4	6	6	6	0	15.5	17.1	9.30	17.170	59.070	59.070
7.	Q5	UNNO	Hiroto	JPN	2000	4	4	4	6	5	4	5	6	4	4	0	15.4	17.3	9.40	16.760	58.860	58.860
8.	Q6	MORANTE	Allan	FRA	1994	3	4	6	6	4	4	4	4	4	6	0	15.5	17.1	9.30	16.950	58.850	58.850
9.		MUSSABAYEV	Danil	KAZ	1998	3	4	3	4	4	4	4	5	4	6	2	15.7	16.8	9.20	16.960	58.660	58.660
10.		NISHIOKA	Ryusei	JPN	2003	4	4	4	4	4	5	4	6	6	5	4	15.0	17.1	9.20	17.060	58.360	58.360
11.		WIZANI	Benny	AUT	2001	4	4	4	4	4	5	6	6	6	6	4	14.7	17.4	9.70	16.540	58.340	58.340
12.		RUTHERFORD	Blake	AUS	1996	4	4	6	4	7	6	5	6	6	6	2	14.4	17.3	9.40	17.020	58.120	58.120
13.		GOUZOU	Pierre	FRA	1998	4	4	5	6	6	5	4	6	6	6	0	14.8	17.1	9.30	16.490	57.690	57.690
14.		HERNANDEZ	Angel	COL	1995	4	4	4	4	4	4	4	5	4	6	2	15.5	17.1	8.90	16.060	57.560	57.560
15.		SAKAI	Ryosuke	JPN	1997	6	7	5	6	6	5	4	4	4	6	0	14.7	17.1	9.00	16.670	57.470	57.470
16.		VOGEL	Fabian	GER	1995	5	6	6	6	6	6	6	6	6	6	2	13.9	17.1	9.30	16.560	56.860	56.860
17.		SHOSTAK	Aliasksei	USA	1995	5	4	2	6	4	6	4	4	2	6	20	13.7	16.5	9.60	16.520	56.320	56.320
18.		HE	Longyu	CHN	2000	4	4	4	5	6							7.7	9.1	4.40	8.840	30.040	30.040
19.		CHARTIER	Julian	FRA	1999	4	4	4	5	8							7.5	8.9	4.40	8.620	29.420	29.420
20.		DAVYDENKO	Anton	UKR	1996	4	4	3	4								6.5	7.6	3.60	7.060	24.760	24.760
21.		PERZAMANOS	Zak	GBR	2003	6	5	4	4								6.1	7.4	3.60	7.120	24.220	24.220
22.		PROSTOROV	Mykola	UKR	1994	4	4	6	6								6.0	6.8	3.60	6.990	23.390	23.390
23.		SCHULDT	Matthias	GER	2000	4	6	6									4.4	6.0	2.80	5.290	18.490	18.490
24.		AUBIN	Remi	CAN	2001	4											1.6	2.2	0.90	1.770	6.470	6.470





**FIG Trampoline World Cup - COIMBRA 2023** 4th Edition  
Individual trampoline – FEMALE – Qualification

						S1	S2	S3	S4	S5	S6	S7	S8	S9	S10	L	E	D	HD	ToF	Total	Score
1.	G3	ZHU	Xueying	CHN	1998	2	2	4	2	4	2	4	4	2	4	0	17.0	14.4	9.30	15.730	56.430	57.290
						2	2	3	2	4	2	4	4	2	4	0	17.1	14.4	9.90	15.890	57.290	
2.	G1	PAGE	Bryony	GBR	1990	2	4	4	4	4	4	4	2	3	4	0	16.5	14.4	9.20	15.420	55.520	56.750
						2	3	4	4	4	3	4	4	4	5	0	16.3	15.2	9.50	15.750	56.750	
3.	G6	HU	Yicheng	CHN	1998	2	2	4	2	4	2	4	4	3	4	0	16.9	14.4	9.70	15.680	56.680	56.680
4.	G4	FAN	Xinyi	CHN	2002	3	2	4	2	4	4	6	5	4	4	1	16.1	14.4	9.60	15.580	55.680	55.970
						2	2	4	4	6	2	4	4	4	4	0	16.4	14.4	9.60	15.570	55.970	
5.	Q1	MORI	Hikaru	JPN	1999	4	4	4	4	4	2	4	4	6	4	0	16.0	14.4	9.50	15.720	55.620	55.620
						4	4	4	4	4	2	4	4	6	7	1	15.6	14.2	9.30	15.820	54.920	
6.	G5	DAVIDSON	Madaline	NZL	1999	4	4	4	5	5	4	2	4	6	6	1	15.5	14.4	9.90	15.440	55.240	55.240
						4	6	4	6	5	4	4	5	6	6	2	14.8	15.0	9.50	15.450	54.750	
7.	Q2	SATAKE	Reina	JPN	1995	4	4	4	4	4	4	5	4	4	4	0	15.9	14.8	9.40	15.140	55.240	55.240
						4	4	4	3	4	4	4	4	4	4	0	16.1	14.8	9.00	15.170	55.070	
8.	Q3	GOMES	Camilla	BRA	1994	4											1.6	2.0	1.00	1.780	6.380	54.600
						4	4	4	4	5	7	4	4	4	4	2	15.4	13.9	9.60	15.700	54.600	
9.	G2	METHOT	Sophiane	CAN	1998	4	4	5	2	3	4	4	4	6			14.4	12.4	8.50	13.580	48.880	54.540
						4	4	4	2	3	4	4	4	6	6	2	15.7	14.4	9.60	14.840	54.540	
10.	Q4	GOLOVINA	Luba	GEO	1990	0	2	4	4	5	4	4	4	6	5	0	16.2	12.9	9.70	15.640	54.440	54.440
						6											1.4	2.0	0.80	1.600	5.800	
11.	Q5	AUBREE	Perle	FRA	2000	4	3	6	6	4	6	6	8	6	4	4	14.3	11.3	8.90	14.400	48.900	54.390
						4	2	6	3	4	4	4	4	4	5	0	16.0	13.2	9.60	15.590	54.390	
12.	Q6	WATTS	Abbie	AUS	1997	5	6	7	6	6	5	4	6	4	6	0	14.5	13.8	9.30	15.390	52.990	54.260
						6	4	6	4	6	4	4	4	4	6	0	15.2	13.8	9.60	15.660	54.260	
13.	Q7	LABROUSSE	Lea	FRA	1997	4	3	5	2	4	4	6	4	4	4	2	15.8	14.0	9.30	15.110	54.210	54.210
14.	Q8	ROMERO ROSARIO	Noemi	ESP	2000	2	4	4	3	4	3	4	6	4	6	0	16.0	13.1	9.60	15.430	54.130	54.130
						2	2	4	3	4	4						10.1	7.9	5.70	9.650	-0.4→32.950	
15.	Q9	MILETTE	Sarah	CAN	1997	4	4	5	3	4	6	4	4	6	6	0	15.4	14.4	9.20	15.320	-0.2→54.120	54.120
						4	4										3.2	3.2	1.90	3.310	11.610	
16.	Q10	NAVARRO LOZA	Dafne	MEX	1996	4	4	6	4	4	2	4	4	6	5	0	15.7	13.4	8.80	15.210	53.110	54.090
						3	2	4	4	4	4	4	5	6	5	2	15.7	14.2	9.10	15.090	54.090	
17.	Q11	TAM	Rachel	CAN	1998	4	2	5	4	6	6	6	7	5	6	0	14.9	13.8	9.00	14.630	52.330	54.010
						4	2	4	4	4	4	4	4	4	6	0	16.0	13.8	9.20	15.010	54.010	
18.	Q12	MAHSUDOVA	Seljan	AZE	2003	4	4	6	4	6	4	4	6	4	5	2	15.1	14.0	9.60	15.300	54.000	54.000
						4	4	6	8								5.8	5.6	3.70	6.400	21.500	
19.	Q13	RAGIMОВI	Mariam	GEO	2006	4	4	5	4	4	4	5	4	4	5	2	15.5	13.1	9.40	15.590	53.590	53.590
						6	5	6	5	6	5						8.7	8.5	5.40	9.700	32.300	
20.	Q14	SONGHURST	Isabelle	GBR	1999	4	6	6	6	4	4	4	5	4	4	0	15.3	13.8	9.40	15.050	53.550	53.550
						4	5	5	5								6.1	6.5	3.60	6.310	22.510	
21.	Q15	STEVENS	Jessica	USA	2000	4	4	6									4.6	5.1	2.70	4.900	17.300	53.540
						4	5	6	6	6	5	5	6	4	6	2	14.5	14.4	9.40	15.240	53.540	
22.	Q16	WEBSTER	Cheyenne Sarah	USA	1998	4	4	6	4	6	6	6	4	4	5	2	14.9	14.0	9.40	15.220	53.520	53.520
						4	5	6	4	6	6	5	6	5	5	4	14.4	14.0	9.00	15.180	52.580	
23.	Q17	DOIHATA	Chisato	JPN	1994	3	4	5	4	6	4	4	6	6	7	1	15.0	14.2	9.40	15.060	-0.2→53.460	53.460
						4	4	6	4	4	4	4	5	6	7	1	15.1	13.5	9.20	15.160	52.960	
24.	Q18	GOMES	Alice	BRA	1999	4	4	6	4	6	4	4	6	4	4	0	15.4	13.4	9.70	14.910	53.410	53.410
						6	2	4	4	6	4	6	4	4	4	2	15.4	13.4	9.40	15.170	53.370	



					S1	S2	S3	S4	S5	S6	S7	S8	S9	S10	L	E	D	HD	ToF	Total	Score	
25.	R1	AHSINGER	Nicole	🇺🇸 USA	1998	4	4	4	6	5	6	6	6	6	0	14.7	14.3	9.10	14.730	52.830	53.400	
						6	6	4	4	6	4	6	4	4	5	4	14.7	14.3	9.20			15.200
26.	R2	MAIOR	Ingrid	🇵🇹 POR	1996	6	6	6	5	6	5	4	4	4	6	2	14.6	14.0	9.00	15.300	52.900	52.900
						4	4	6	4	6	6	4	4	4	6	20	13.2	14.0	9.70	15.580		
27.		RODRIGUEZ	Melania	🇪🇸 ESP	2001	2	2	4	4	6	4	4	4	5	5	0	16.0	13.2	8.60	14.720	52.520	52.520
						3	5	8	6	6							7.2	5.6	4.50	7.600		
28.		FLORIAN	Imogen	🇦🇺 AUS	2001	6	6	6	5	6	6	6	6	6	8	2	13.7	13.8	9.40	14.980	51.880	52.380
						6	6	6	4	6	6	4	6	6	6	0	14.4	13.8	9.20	14.980		
29.		PENEVA	Hristina	🇧🇬 BUL	1999	4	3	4	5	6	4	6	6	6	8	4	14.4	12.7	8.80	15.240	51.140	52.370
						5	3	4	4	6	4	4	6	6	8	0	15.0	12.9	9.30	15.170		
30.		JANJGAVA	Teona	🇬🇪 GEO	1997	5	4	6	6	6						7.3	6.7	4.50	7.830	26.330	52.310	
						4	4	4	4	6	4	4	4	4	4	0	15.8	11.6	9.80			15.110
31.		JURBERT	Marine	🇫🇷 FRA	1992	4										1.6	1.5	1.00	1.640	5.740	52.230	
						4	4	3	4	5	2	4	4	6	4	0	16.0	12.1	9.20			14.930
32.		SMITH	Samantha	🇨🇦 CAN	1992	6	5	8	5	6	6	6	6	6	2	13.8	14.0	9.60	14.790	52.190	52.190	
						6	6	6	4	4	6	8	4	8	7	0	14.1	13.7	9.00			14.430
33.		APAKIDZE	Anano	🇬🇪 GEO	2004	4	4	4	4	5	4	4	6	6	8	2	14.9	13.1	9.00	15.050	-0.2→51.850	52.180
						4	4	4	4	6	5	5	6	4	8	4	14.6	13.1	9.50	15.180		
34.		BUTOLINA	Viktoriya	🇰🇿 KAZ	2004	4	4	4	6	6	4	4	6	6	7	2	14.7	13.5	9.40	14.520	52.120	52.120
						4	4	5	4	6	6	6	7	6	4	3	14.5	12.6	9.00	14.550		
35.		KULESHOVA	Kateryna	🇺🇦 UKR	2001	4	2	5	4	6	6	4	4	4	4	10	14.7	12.2	9.00	15.150	51.050	52.010
						4	2	6	3	5	4	4	4	4	7	3	15.4	12.4	9.10	15.110		
36.		JURICKOVA	Michaela	🇨🇪 CZE	2006	6	6	6	6	6	7	6	7	5	4	0	14.1	11.0	8.60	14.580	48.280	51.880
						5	2	4	5	5	4	4	6	4	4	2	15.5	12.1	9.40	14.880		
37.		CORREIA	Sofia	🇵🇹 POR	2001	4	2	6	2	4	4	4	5			12.9	10.5	7.30	12.580	43.280	51.860	
						5	2	6	4	6	4	4	4	4	6	2	15.3	13.0	8.80			14.760
38.		KASAPOGLOU	Lila	🇬🇷 GRE	1995	4	9	4	4	6	6	4	4	5	6	2	14.6	11.5	8.80	14.070	48.970	51.540
						5	6	6	3	6	4	4	6	4	6	0	15.0	13.4	9.00	14.140		
39.		MARIANITO NUNES	Catarina	🇵🇹 POR	2000	6	6	4	6	8	6	8	10	6	6	2	13.2	12.3	9.10	14.680	49.280	51.500
						6	6	4	6	6	4	6	6	6	6	2	14.2	13.3	9.10	14.900		
40.		SJOEBERG	Lina	🇸🇪 SWE	1993	4	6	7	7	6	6	6	6	6	0	14.0	13.8	9.30	14.380	51.480	51.480	
						4	7	6	6	6							7.1	7.4	4.70			7.420
41.		CARVALHO	Mariana	🇵🇹 POR	1998	6										1.4	1.7	0.90	1.630	5.630	51.330	
						4	4	4	4	6	8	6	6	6	6	1	14.5	13.3	8.80			14.930
42.		VAN NATTA	Trinity	🇺🇸 USA	1999	6	6	5	6	6	6	6	6	4	1	14.2	13.4	9.20	14.150	50.950	50.950	
						5	6	6	6	4	4	7	6	8	4	2	14.2	12.8	8.80			14.280
43.		HRUDOVA	Aneta	🇨🇪 CZE	2005	4	2	4	4	4	4	3	4	4	3	0	16.4	10.0	9.60	14.860	50.860	50.860
						4	4	4	6	4	2	4	4	4	3	0	16.1	9.4	9.00	14.560		
44.		YALCIN	Livanur	🇹🇷 TUR	2001	6	5	6	4	6	9					8.4	8.6	5.30	8.710	31.010	50.600	
						4	4	6	4	6	4	4	8	8	6	6	14.0	12.6	9.40			14.600
45.		SCHMIDT	Rachel	🇳🇿 NZL	1994	6	7	6	4	6	5	4	6	6	8	0	14.2	12.0	9.60	14.790	50.590	50.590
						7	6	6	5	8	6	5	6	6	8	0	13.7	12.0	9.40	14.620		
46.		ROESLER	Aileen	🇩🇪 GER	1999	4	2									3.4	2.3	1.80	3.400	10.900	50.560	
						4	4	5	4	6	5	6	2	4	6	20	13.4	13.1	9.10			14.960
47.		OVCARUKA	Darja	🇱🇻 LAT	2005	4	6	6	4	6	4	4	4	4	7	2	14.9	11.6	9.30	14.720	50.520	50.520
						5	6										2.9	2.7	1.80	3.170		
48.		KARAKUS	Sila	🇹🇷 TUR	2004	6	6	6	6	6	6	5	8	6	8	4	13.3	13.1	9.10	14.800	50.300	50.300
						6	4	6	6	8							7.0	6.7	4.50	7.690		
49.		JENSEN	Smilla	🇩🇰 DEN	2003	6	6	6	4	7	4	5	6	5	6	0	14.5	12.7	8.70	14.390	50.290	50.290
						8	6	6	6	8	6	6	8	6	8	0	13.2	13.3	9.20	14.170		
50.		SARAFOVA	Diana	🇧🇬 BUL	2005	5	4	6	3	6	6	6	7	6	6	4	14.1	12.3	9.20	14.540	50.140	50.140
						4	4	6	4	6	8	6	8	6	6	2	14.0	12.3	9.00	14.350		



					S1	S2	S3	S4	S5	S6	S7	S8	S9	S10	L	E	D	HD	ToF	Total	Score	
51.	AYDIN	Sude	 TUR	2001	6	4	4	3	6								7.7	6.7	4.50	7.610	26.510	49.750
					6	4	6	3	6	7	5	6	6	6	2	14.3	11.9	9.30	14.250	49.750		
52.	UYAMA	Megu	 JPN	1996	6											1.4	2.0	1.00	1.610	6.010	49.430	
					6	6	4	6	8	6	7	8	8	4	0	13.7	11.8	9.70	14.230	49.430		
53.	MARKELOVA	Anjelika	 UZB	2006	3	4	6	4	6	4	7	4	6	6	4	14.6	10.1	9.60	14.500	48.800	49.230	
					4	4	6	6	6	4	6	4	6	6	0	14.8	10.1	9.70	14.630	49.230		
54.	DE LEON	Aixa	 MEX	2006	4	3	4	4	4	6	6	6	6	4	2	15.1	11.1	8.90	13.640	48.740	49.200	
					4	4	5	4	4	6	4	6	5	4	4	15.0	11.1	9.30	13.800	49.200		
55.	MURGO	Isabella	 ITA	2002	6	8	6	10	10	8	8	8				9.6	10.5	7.00	11.060	38.160	49.040	
					5	6	6	8	7	7	8	8	6	9	10	12.0	13.6	9.20	14.240	49.040		
56.	BROUSSE	Clea	 FRA	2004	4	4	6	6	6	6	6	8	6	7	20	12.1	12.7	9.10	15.070	48.970	48.970	
					6	6										2.8	3.1	1.80	3.290	10.990		
57.	RYDEN	Hanna	 SWE	1997	6	4	6	6	6	6	6	6	9	7	0	13.8	9.8	9.40	14.530	47.530	48.960	
					6	4	6	4	6	6	6	6	6	6	0	14.4	10.4	9.40	14.760	48.960		
58.	ALAROVA	Sofia	 UKR	2006	5	6										2.9	2.2	1.50	3.150	9.750	48.470	
					6	6	7	6	7	6	4	8	6	5	4	13.5	11.1	9.50	14.370	48.470		
59.	CAO	Yunzhu	 CHN	2003	6											1.4	2.0	0.90	1.680	5.980	48.190	
					6	6	4	4	6	6	4	6	6			13.2	12.6	8.40	13.990	48.190		
60.	LEMOINE	Alva	 SWE	1998	6	2	8	6	8	10						8.0	6.7	5.10	8.560	28.360	47.870	
					6	2	8	5	6	8	6	6	4	6	2	14.1	10.4	9.10	14.270	47.870		
61.	STJAERNBORG	Tuva	 SWE	2006	6	8	8	5	6	6	4	7	6	6	10	12.8	12.0	9.10	13.780	47.680	47.700	
					6	7	7	6	8	6	6	6	6	6	4	13.2	11.4	9.40	13.700	47.700		
62.	HAMZA	Malak	 EGY	2001	6	8	6	6	6	8						8.0	5.8	4.80	8.590	27.190	46.920	
					7	6	4	6	6	8	6	6	7	6	2	13.6	10.4	9.20	13.720	46.920		
63.	MALKOVA	Svitlana	 UKR	1990	6											1.4	2.0	1.00	1.570	5.970	46.140	
					6	6	7	4	7	6	8	6	6			12.4	12.4	8.00	13.340	46.140		
64.	WANSCH	Amelie	 AUT	2006	6	6	8	7	8	6	6	10	10			11.3	9.1	8.40	12.740	41.540	46.110	
					6	8	9	7	8	6	6	8	8	9	0	12.5	10.3	9.30	14.010	46.110		
65.	PIATAKOVA	Veronika	 UKR	2006	6	4										3.0	2.0	1.60	3.270	9.870	43.280	
					6	4	8	9	6	7	6	6	6			12.2	9.3	8.50	13.280	43.280		
66.	PICKERING	Jessica	 AUS	2001	6	6	6									4.2	4.9	2.80	4.790	-0.2→16.490	41.760	
					6	6	6	6	6	6	6	8				11.0	11.5	7.60	11.660	41.760		
67.	ADAM	Leonie	 GER	1993	4	5	2	5	4	5	5					11.0	8.9	6.70	10.770	37.370	37.370	
					4	6										3.0	3.1	1.80	3.220	11.120		
68.	ESEN	Ecem Nisa	 TUR	2006	4	4	6	4	6	8	6					10.2	9.0	6.30	10.380	35.880	35.880	
					4											1.6	1.5	1.00	1.570	5.670		
69.	HAGARTY	Carina	 AUS	2000	6	6	8									4.0	4.9	2.70	4.670	16.270	16.270	
					5											1.5	2.0	0.80	1.620	5.920		
70.	SCHURING	Romana	 NED	1995																DNS	DNS	0





						S1	S2	S3	S4	S5	S6	S7	S8	S9	S10	L	E	D	HD	ToF	Total	Score
1.	G1	ZHU	Xueying	 CHN	1998	2	2	4	3	4	2	4	4	2	4	0	16.9	14.4	9.30	15.670	56.270	56.270
2.	G2	FAN	Xinyi	 CHN	2002	4	2	4	2	4	2	4	4	4	4	0	16.6	14.4	9.20	15.860	56.060	56.060
3.		HU	Yicheng	 CHN	1998	4	2	4	3	4	4	4	4	3	4	0	16.4	14.4	9.30	15.630	55.730	55.730
4.	Q1	SATAKE	Reina	 JPN	1995	4	4	4	2	4	5	4	4	3	4	0	16.2	14.8	9.40	15.150	55.550	55.550
5.	Q2	PAGE	Bryony	 GBR	1990	3	4	5	4	4	2	5	4	3	4	0	16.2	14.4	9.40	15.410	55.410	55.410
6.	Q3	METHOT	Sophiane	 CAN	1998	3	2	4	2	2	4	4	4	4	6	2	16.3	14.0	9.40	14.870	54.570	54.570
7.	Q4	GOMES	Camilla	 BRA	1994	4	4	4	6	6	6	6	4	4	6	2	14.8	14.6	9.30	15.730	54.430	54.430
8.	Q5	LABROUSSE	Lea	 FRA	1997	4	2	4	3	2	4	6	4	4	6	0	16.1	14.0	9.10	15.200	54.400	54.400
9.	Q6	DOIHATA	Chisato	 JPN	1994	4	4	6	5	6	4	4	4	6	6	0	15.1	14.4	9.50	15.340	54.340	54.340
10.		MILETTE	Sarah	 CAN	1997	4	4	6	4	6	6	4	4	4	6	0	15.2	14.0	9.30	15.300	53.800	53.800
11.		ROMERO ROSARIO	Noemi	 ESP	2000	2	2	4	4	6	4	4	4	4	6	0	16.0	13.1	9.20	15.390	53.690	53.690
12.		DAVIDSON	Madaline	 NZL	1999	4	4	2	6	6	6	4	6	6	6	4	14.6	14.4	9.50	15.190	53.690	53.690
13.		MORI	Hikaru	 JPN	1999	8	8	6	6	6	4	4	5	6	6	0	14.1	14.4	9.40	15.530	53.430	53.430
14.		WATTS	Abbie	 AUS	1997	6	6	6	5	6	5	4	5	6	6	0	14.5	13.8	9.30	15.750	53.350	53.350
15.		AUBREE	Perle	 FRA	2000	4	4	6	5	4	6	6	4	4	4	0	15.3	13.6	9.30	15.120	53.320	53.320
16.		SONGHURST	Isabelle	 GBR	1999	5	6	6	6	6	4	4	6	5	6	0	14.6	14.4	9.30	14.890	53.190	53.190
17.		TAM	Rachel	 CAN	1998	6	4	6	4	6	5	4	4	4	6	1	15.0	13.8	9.60	14.590	52.990	52.990
18.		GOLOVINA	Luba	 GEO	1990	2	4	4	6	6	6	4	4	6	6	2	15.0	12.9	9.40	15.390	52.690	52.690
19.		WEBSTER	Cheyenne Sarah	 USA	1998	6	6	6	6	7	6	6	6	6	6	1	13.8	14.6	9.00	14.880	52.280	52.280
20.		RAGIMOVI	Mariam	 GEO	2006	6	6	6	4	6	4	6	6	6	7	20	12.3	12.7	9.00	14.660	48.660	48.660
21.		MAHSUDOVA	Seljan	 AZE	2003	5	4	6	4	6	5	5	7				11.8	11.7	7.20	12.300	43.000	43.000
22.		NAVARRO LOZA	Dafne	 MEX	1996	6	7	8	6	4	6	6	8				10.9	11.3	7.30	12.020	41.520	41.520
23.		STEVENS	Jessica	 USA	2000	4	6	6	4	6	6						8.8	8.8	5.60	9.670	32.870	32.870
24.		GOMES	Alice	 BRA	1999	6											1.4	1.9	0.80	1.680	5.780	5.780

