

**VOTE**  
**SOUTH CAROLINA**  
ELECTION COMMISSION  
**ELECTION REPORT**  
2005-2006

**EVERY VOTE MATTERS.**  
**EVERY VOTE COUNTS.**

Prepared and Published by the  
S.C. State Election Commission  
2221 Devine Street, Suite 105  
P.O. Box 5987  
Columbia, SC 29250  
(803) 734-9060  
Fax: (803) 734-9366  
[www.scvotes.org](http://www.scvotes.org)

# TABLE OF CONTENTS

Commissioners and Staff.....	3
County Election Commissions.....	4
County Boards of Voter Registration.....	6
Certified Political Parties of South Carolina.....	8
Special Elections.....	9
S.C. House District 121.....(8/16/05).....	10
S.C. House District 24.....(10/4/05).....	10
S.C. House District 31.....(11/29/05).....	11
S.C. House District 64.....(2/14/06).....	11
S.C. Senate District 5.....(11/7/06).....	11
Solicitor Circuit 14.....(11/7/06).....	12
Democratic Primary & Runoff.....	13
Voter Participation.....	14
Results.....	16
Republican Primary & Runoff.....	24
Voter Participation.....	25
Results.....	27
General Election .....	39
Voter Participation.....	40
Results.....	42
Constitutional Amendment Questions.....	80
Constitutional Amendment Results.....	83
State Election Commission Minutes.....	90
State Board of Canvassers Minutes.....	132
Election Protests and Appeals.....	153
Douan v. Condon.....(2/14/05).....	154
Moskow v. Barnwell CEC... (6/13/05).....	156
Wilburn v. Kershaw Co.....(12/5/06).....	158
Horton v. Kershaw Co.....(12/5/06).....	160
Visnich v. Horry CEC..... (12/11/06).....	162
Stacy v. Moss..... (12/14/06).....	164
Voter Registration History (1956-2006) .....	167

# COMMISSIONERS AND STAFF

## **COMMISSIONERS**

Karl S. Bowers, Jr., Chairman  
John H. Hudgens, III  
Pamella B. Pinson  
Edward K. Pritchard, Jr.  
Bryan P. Stirling (appointed November 2006)  
John Samuel West (resigned September 2006)

## **EXECUTIVE DIRECTOR**

Marci Andino

## **DEPUTY EXECUTIVE DIRECTOR**

Donna Royson

## **ADMINISTRATIVE SERVICES**

Janet Reynolds, Director  
Cindy Peel  
Ken Pike  
Cindy Ramsey  
Liz Simmons

## **VOTER SERVICES**

Donna Royson, Director  
Sheack Abraham  
Joe Debney  
Rose Glenn  
Cheryl Goodwin  
Brian Leach  
Blondell Montague  
Barbara Pagoota

## **PUBLIC INFORMATION AND TRAINING**

Garry Baum, Director  
Heather Sherman  
Chris Whitmire

# County Election Commission Directory

<b>ABBEVILLE</b>	<b>AIKEN</b>	<b>ALLENDALE</b>
102 Court Square Post Office Box 417 Abbeville SC 29620 (864) 366-5312, Ext 108 Fax 366-5797 Lynne West	916 Vacluse Road Post Office Box 3127 (29802) Aiken SC 29801 (803) 642-1528 Fax 642-2029 Stuart Bedenbaugh	426 Mulberry Street, Unit A Allendale SC 29810 (803) 584-4178 Fax 584-8147 Dorothy J. Willis
<b>ANDERSON</b>	<b>BAMBERG</b>	<b>BARNWELL</b>
107 S. Main St., Room 101 (UPS) Anderson SC 29624 Post Office Box 8002 (29622) (864) 260-4149 Fax 260-4203 Katy Smith	Courthouse, 2959 Main Hwy. Post Office Box 947 Bamberg SC 29003 (803) 245-3028 Fax 245-3027 Patti Jeffcoat	County Courthouse, Room 103 Barnwell, SC 29812 (803) 541-1060 Fax 541-3683 Naomi DeFrenn
<b>BEAUFORT</b>	<b>BERKELEY</b>	<b>CALHOUN</b>
15 John Gault Road Post Office Drawer 1228 (29901) Beaufort SC 29906-4290 (843) 470-3753 Fax 524-0617 Agnes Garvin	Post Office Box 6122 6 Belt Drive Moncks Corner SC 29461 (843) 719-4056 Fax 719-4060 Wanda Farley	102 Courthouse Drive, Suite 113 St. Matthews SC 29135 (803) 874-2929 Fax 874-1242 Thomasine "Tommi" Brice
<b>CHARLESTON</b>	<b>CHEROKEE</b>	<b>CHESTER</b>
4367 Headquarters Road Post Office Box 71419 (29415) North Charleston SC 29405-7402 (843) 744-8683 Fax 974-6419 Marilyn Bowers	118 Administrative Drive Gaffney SC 29340 (864) 487-2559 Fax 487-8536 Suzanne Turner	109 Ella Street Post Office Box 580 Chester SC 29706 (803) 385-2562 Fax 581-2696 Earl Moore
<b>CHESTERFIELD</b>	<b>CLARENDON</b>	<b>COLLETON</b>
416 West Boulevard Chesterfield, SC 29709 (843) 623-2265 Fax 623-3196 Tommy Ballard	Post Office Box 396 Clarendon County Judicial Center 102 S. Mill Street, Room 105 Manning, SC 29102 (803) 435-4254 Fax 435-8362 Bobbie Reaves	115 A Benson Street Post Office Box 97 Walterboro, SC 29488 (843) 549-2842 Fax 549-2812 David K. Alford
<b>DARLINGTON</b>	<b>DILLON</b>	<b>DORCHESTER</b>
300 Russell Street, Room 107 Darlington, SC 29532-3329 (843) 398-4900 Fax 398-4907 Hoyt Campbell	Post Office Box 973 Dillon SC 29536 (843) 774-7261 Fax 774-6551 Carlyle Price	105 Franklin Court Summerville, SC 29485 (843) 563-0187 Fax 563-0281 Katherine Worthington
<b>EDGEFIELD</b>	<b>FAIRFIELD</b>	<b>FLORENCE</b>
129 Courthouse Square, Suite 106 Post Office Box 442 Edgefield SC 29824 (803) 637-4072 Fax 637-4134 Tricia Gordon	c/o Voter Registration Office Post Office Drawer 60 Winnsboro SC 29180 (803) 635-6255 Fax 635-5095 Debby Stidman	2685 South Irby Street, Room 41 Public Service Building Florence SC 29505 (843) 665-2351 Fax 292-1613 Michael J. Young
<b>GEORGETOWN</b>	<b>GREENVILLE</b>	<b>GREENWOOD</b>
303 North Hazard Street (29440) Post Office Drawer 421270 Georgetown SC 29442-1270 (843) 545-3339 Fax 545-3342 Donna Mahn	Greenville County Square 301 University Ridge, Suite 1900 Greenville SC 29601 (864) 467-7250 Fax 467-7256 Conway Belangia	Park Plaza Building, Suite 113 600 Monument Street, Box P-117 Greenwood SC 29646-2643 (864) 942-8585 Fax 942-8566 Connie Moody

<p style="text-align: center;"><b>HAMPTON</b></p> <p>201 Jackson Avenue West Hampton, SC 29924 (803) 943-7544 Fax 943-7530 Kelly Futch</p>	<p style="text-align: center;"><b>HORRY</b></p> <p>c/o Voter Registration Office 103 Elm Street Conway SC 29526 (843) 915-5440 Fax 915-6440 Sandy Martin</p>	<p style="text-align: center;"><b>JASPER</b></p> <p>1506 Grays Highway, Unit B Post Office Box 299 Ridgeland, SC 29936-0299 (843) 726-7709 Fax 726-7626 Jeanine M. Bostick</p>
<p style="text-align: center;"><b>KERSHAW</b></p> <p>Registration/Elections 515 Walnut Street Camden SC 29020 (803) 424-4016 Fax 425-7673 Rosalyn Watson</p>	<p style="text-align: center;"><b>LANCASTER</b></p> <p>County Administration Bldg. 101 North Main Street Post Office Box 1809 Lancaster SC 29721 (803) 285-2969 Fax 416-9357 Cassie Stump</p>	<p style="text-align: center;"><b>LAURENS</b></p> <p>200 Courthouse/Public Square Post Office Box 769 Laurens SC 29360 (864) 984-4431 Fax 983-2529 Marcia Pye</p>
<p style="text-align: center;"><b>LEE</b></p> <p>101 Gregg Street Post Office Box 309 Bishopville SC 29010 (803) 484-5341, Ext. 324 Fax 484-4392 Lynn Fata</p>	<p style="text-align: center;"><b>LEXINGTON</b></p> <p>605 West Main Street, Suite 105 Lexington SC 29072 (803) 785-8361 Fax 785-8390 Dean Crepes</p>	<p style="text-align: center;"><b>MCCORMICK</b></p> <p>County Office Building Augusta and Pine Street, Room 1 Post Office Box 636 McCormick SC 29835 (864) 852-2089 Fax 852-2489 Suffie Jennings</p>
<p style="text-align: center;"><b>MARION</b></p> <p>137 Airport Court, Suite E Mullins SC 29574 (843) 423-8268 Fax 423-8267 Teresa C. Moody</p>	<p style="text-align: center;"><b>MARLBORO</b></p> <p>Administrative Building Post Office Box 502 Bennettsville SC 29512 (843) 479-5612 Fax 479-5639 Phyllis Hagan</p>	<p style="text-align: center;"><b>NEWBERRY</b></p> <p>County Courthouse 1226 College Street Post Office Box 147 Newberry SC 29108 (803) 321-2121 Fax 321-2122 Brenda Rogers</p>
<p style="text-align: center;"><b>OCONEE</b></p> <p>415 South Pine Street Walhalla SC 29691 (864) 638-4196 Fax 638-4197 Joy Brooks</p>	<p style="text-align: center;"><b>ORANGEBURG</b></p> <p>County Administrative Center 1437 Amelia Street Post Office Box 9000 Orangeburg SC 29116 (803) 533-6213 Fax 533-6215 Pam McArthur</p>	<p style="text-align: center;"><b>PICKENS</b></p> <p>222 McDaniel Avenue B-9 Pickens SC 29671 (864) 898-5949 Fax 898-5637 Ashley Harris</p>
<p style="text-align: center;"><b>RICHLAND</b></p> <p>2020 Hampton Street Post Office Box 192 Columbia SC 29202 (803) 576-2200 Fax 576-2205 Mike Cinnamon</p>	<p style="text-align: center;"><b>SALUDA</b></p> <p>County Courthouse 111 Law Range Saluda SC 29138 (864) 445-8851 Fax 445-9147 Frances Jaynes</p>	<p style="text-align: center;"><b>SPARTANBURG</b></p> <p>Human Resource Center-Evans Bldg. 142 South Dean Street Post Office Box 1287 Spartanburg SC 29304 (864) 596-2549 Fax 596-2958 Vacant</p>
<p style="text-align: center;"><b>SUMTER</b></p> <p>County Courthouse, Room 114 141 North Main Street Sumter SC 29150 (803) 436-2313 Fax 436-2405 Patricia Jefferson</p>	<p style="text-align: center;"><b>UNION</b></p> <p>320 East Main Street Union SC 29379 (864) 429-1616 Fax 427-7851 Helen Belk</p>	<p style="text-align: center;"><b>WILLIAMSBURG</b></p> <p>203 North Brooks Street (UPS) Post Office Box 1104 Kingstree, SC 29556 (843) 354-7016 Fax 354-3534 Priscilla Cooper</p>
<p style="text-align: center;"><b>YORK</b></p> <p>E. C. Black Building 13 South Congress Street York, SC 29745 (803) 684-1242 Fax 684-7801 Wanda Hemphill</p>		

# County Voter Registration Directory

<p><b>ABBEVILLE</b></p> <p>102 Court Square Post Office Box 417 Abbeville SC 29620 (864) 366-5312, Ext 108 Fax 366-5797 Lynne West</p>	<p><b>AIKEN</b></p> <p>916 Vacluse Road Post Office Box 3127 (29802) Aiken SC 29801 (803) 642-1528 Fax 642-2029 Stuart Bedenbaugh</p>	<p><b>ALLENDALE</b></p> <p>426 Mulberry Street, Unit A Allendale SC 29810 (803) 584-4178 Fax 584-8147 Dorothy J. Willis</p>
<p><b>ANDERSON</b></p> <p>107 S. Main St., Room 101 (UPS) Anderson SC 29624 Post Office Box 8002 (29622) (864) 260-4149 Fax 260-4203 Katy Smith</p>	<p><b>BAMBERG</b></p> <p>Courthouse, 2959 Main Hwy. Post Office Box 947 Bamberg SC 29003 (803) 245-3028 Fax 245-3027 Patti Jeffcoat</p>	<p><b>BARNWELL</b></p> <p>County Courthouse, Room 103 Barnwell SC 29812 (803) 541-1060 Fax 541-3683 Naomi DeFrenn</p>
<p><b>BEAUFORT</b></p> <p>15 John Gault Road Post Office Drawer 1228 (29901) Beaufort SC 29906-4290 (843) 470-3753 Fax 524-0617 Agnes Garvin</p>	<p><b>BERKELEY</b></p> <p>PO Box 6122 6 Belt Drive Moncks Corner SC 29461 (843) 719-4056 Fax 719-4060 Wanda Farley</p>	<p><b>CALHOUN</b></p> <p>102 Courthouse Drive, Suite 113 St. Matthews SC 29135 (803) 874-2929 Fax 874-1242 Thomasine "Tommi" Brice</p>
<p><b>CHARLESTON</b></p> <p>4367 Headquarters Road Post Office Box 71419 (29415) North Charleston, SC 29405-7402 (843) 744-8683 Fax 974-6419 Marilyn Bowers</p>	<p><b>CHEROKEE</b></p> <p>1434 N Limestone Street Gaffney SC 29340 (864) 487-2563 Fax 902-1127 Catie Allison</p>	<p><b>CHESTER</b></p> <p>109 Ella Street Post Office Box 580 Chester, SC 29706 (803) 385-2562 Fax 581-2696 Earl Moore</p>
<p><b>CHESTERFIELD</b></p> <p>416 West Boulevard Chesterfield, SC 29709 (843) 623-2265 Fax 623-3196 Tommy Ballard</p>	<p><b>CLARENDON</b></p> <p>East Keitt St, Courthouse, Rm 101 Post Office Box 548 Manning, SC 29102 (803) 435-8215 Fax 435-9074 Shirley Black-Oliver</p>	<p><b>COLLETON</b></p> <p>115 A Benson Street Post Office Box 97 Walterboro, SC 29488 (843) 549-2842 Fax 549-2812 David K. Alford</p>
<p><b>DARLINGTON</b></p> <p>300 Russell Street, Room 107 Darlington, SC 29532-3329 (843) 398-4900 Fax 398-4907 Hoyt Campbell</p>	<p><b>DILLON</b></p> <p>401 West Main Street, Room 306 Post Office Box 973 Dillon SC 29536 (843) 774-1403 Fax 841-3728 Susie Edwards</p>	<p><b>DORCHESTER</b></p> <p>201 Johnston Street St. George, SC 29477 (843) 563-0132 Fax 563-0186 Meredith Murray</p>
<p><b>EDGEFIELD</b></p> <p>129 Courthouse Square, Suite 106 Post Office Box 442 Edgefield SC 29824 (803) 637-4072 Fax 637-4134 Tricia Gordon</p>	<p><b>FAIRFIELD</b></p> <p>117 East Washington Street Post Office Drawer 60 Winnsboro SC 29180 (803) 635-6255 Fax 635-5095 Debby Stidham</p>	<p><b>FLORENCE</b></p> <p>2685 South Irby Street, Room 41 Public Service Building Florence SC 29505 (843) 665-3094 Fax 292-1613 Sandra S. Hickman</p>
<p><b>GEORGETOWN</b></p> <p>303 North Hazard Street (29440) Post Office Drawer 421270 Georgetown SC 29442-1270 (843) 545-3339 Fax 545-3342 Donna Mahn</p>	<p><b>GREENVILLE</b></p> <p>Greenville County Square 301 University Ridge, Suite 1900 Greenville SC 29601 (864) 467-7250 Fax 467-7256 Conway Belangia</p>	<p><b>GREENWOOD</b></p> <p>Park Plaza Building, Suite 113 600 Monument Street, Box P-117 Greenwood SC 29646-2643 (864) 942-8585 Fax 942-8566 Connie Moody</p>

<p style="text-align: center;"><b>HAMPTON</b></p> <p>201 Lee Avenue, Room 101 Hampton, Sc 29924 (803) 943-7536 Fax 943-7556 Debra Bryant</p>	<p style="text-align: center;"><b>HORRY</b></p> <p>County Office Building 103 Elm Street Conway SC 29526 (843) 915-5440 Fax 915-6440 Sandy Martin</p>	<p style="text-align: center;"><b>JASPER</b></p> <p>1506 Grays Highway, Unit B Post Office Box 299 Ridgeland, SC 29936-0299 (843) 726-7709 Fax 726-7626 Jeanine M. Bostick</p>
<p style="text-align: center;"><b>KERSHAW</b></p> <p>Registration/Elections 515 Walnut Street Camden SC 29020 (803) 424-4016 Fax 425-7673 Rosalyn Watson</p>	<p style="text-align: center;"><b>LANCASTER</b></p> <p>County Administration Bldg. 101 North Main Street Post Office Box 1809 (29721) Lancaster SC 29720 (803) 285-2969 Fax 416-9357 Cassie Stump</p>	<p style="text-align: center;"><b>LAURENS</b></p> <p>200 Courthouse/Public Square Post Office Box 769 Laurens SC 29360 (864) 984-4431 Fax 983-2529 Marcia Pye</p>
<p style="text-align: center;"><b>LEE</b></p> <p>101 Gregg Street Post Office Box 309 Bishopville SC 29010 (803) 484-5341, Ext. 324 Fax 484-4392 Lynn Fata</p>	<p style="text-align: center;"><b>LEXINGTON</b></p> <p>605 West Main Street, Suite 105 Lexington SC 29072 (803) 785-8361 Fax 785-8390 Dean Crepes</p>	<p style="text-align: center;"><b>MCCORMICK</b></p> <p>County Office Building Augusta and Pine Street, Room 1 Post Office Box 636 McCormick SC 29835 (864) 852-2089 Fax 852-2489 Suffie Jennings</p>
<p style="text-align: center;"><b>MARION</b></p> <p>137 Airport Court, Suite E Mullins SC 29574 (843) 423-8268 Fax 423-8267 Teresa C. Moody</p>	<p style="text-align: center;"><b>MARLBORO</b></p> <p>Administrative Building Post Office Box 502 Bennettsville SC 29512 (843) 479-5612 Fax 479-5639 Phyllis Hagan</p>	<p style="text-align: center;"><b>NEWBERRY</b></p> <p>County Courthouse 1226 College Street Post Office Box 147 Newberry SC 29108 (803) 321-2121 Fax 321-2122 Brenda Rogers</p>
<p style="text-align: center;"><b>OCONEE</b></p> <p>415 South Pine Street Walhalla SC 29691 (864) 638-4196 Fax 638-4197 Joy Brooks</p>	<p style="text-align: center;"><b>ORANGEBURG</b></p> <p>County Administrative Center 1437 Amelia Street Post Office Box 9000 Orangeburg SC 29116 (803) 533-6213 Fax 533-6215 Pam McArthur</p>	<p style="text-align: center;"><b>PICKENS</b></p> <p>222 McDaniel Avenue B-9 Pickens SC 29671 (864) 898-5949 Fax 898-5637 Ashley Harris</p>
<p style="text-align: center;"><b>RICHLAND</b></p> <p>2020 Hampton Street Post Office Box 192 Columbia SC 29202 (803) 576-2240 Fax 576-2249 Lillian McBride</p>	<p style="text-align: center;"><b>SALUDA</b></p> <p>County Courthouse 111 Law Range Saluda SC 29138 (864) 445-8851 Fax 445-9147 Frances Jaynes</p>	<p style="text-align: center;"><b>SPARTANBURG</b></p> <p>Human Resource Center-Evans Bldg. 142 South Dean Street Post Office Box 1287 Spartanburg SC 29304 (864) 596-2549 Fax 596-2958 Henry Laye, III</p>
<p style="text-align: center;"><b>SUMTER</b></p> <p>County Courthouse, Room 114 141 North Main Street Sumter SC 29150 (803) 436-2313 Fax 436-2405 Patricia Jefferson</p>	<p style="text-align: center;"><b>UNION</b></p> <p>320 East Main Street Union SC 29379 (864) 429-1616 Fax 427-7851 Helen Belk</p>	<p style="text-align: center;"><b>WILLIAMSBURG</b></p> <p>5 Courthouse Square Kingstree, SC 29556 (843) 355-6044 Fax 355-2039 Edith Redden</p>
<p style="text-align: center;"><b>YORK</b></p> <p>E. C. Black Building 13 South Congress Street York, SC 29745 (803) 684-1242 Fax 684-7801 Wanda Hemphill</p>		

# CERTIFIED POLITICAL PARTIES

## **CONSTITUTION PARTY**

Ted Adams, Chair  
PO Box 25055  
Greenville, S.C. 29616  
864.292.5001  
E-mail: [tedaeight@yahoo.com](mailto:tedaeight@yahoo.com)

## **DEMOCRATIC PARTY**

Joe Erwin, Chair  
James Dukes, Acting Director  
PO Box 5965  
1529 Hampton Street  
Suite 200  
Columbia, S.C. 29250  
803.799.7798  
803.765.1692 (fax)  
E-mail: [jdukes@scdp.org](mailto:jdukes@scdp.org)

## **GREEN PARTY**

David P. Whiteman, Treas.  
PO Box 5341  
Columbia, SC 29250  
803.799.1205  
E-mail:  
[scgreenpartyinfo@earthlink.net](mailto:scgreenpartyinfo@earthlink.net)

## **INDEPENDENCE PARTY**

Wayne Griffin, Chair  
113 Fuller St.  
Greer, S.C. 29650  
864.879.2617  
E-mail: [gbros@bellsouth.net](mailto:gbros@bellsouth.net)

## **LABOR PARTY**

Willie M. Legette  
1285 Glen Gloria Street  
Orangeburg, SC 29118  
803.536.6535  
E-mail: [wlegette@sc.rr.com](mailto:wlegette@sc.rr.com)

## **LIBERTARIAN PARTY**

Tim Moultrie, Chair  
PO Box 291383  
Columbia, SC 29229  
803.788.2226  
E-mail: [chairman@sclibertarians.org](mailto:chairman@sclibertarians.org)

## **REPUBLICAN PARTY**

Katon Dawson, Chair  
Scott Malyerck, Director  
PO Box 12373  
Columbia, S.C. 29211  
803.988.8440  
803.988.8444 (fax)  
E-mail: [scott@scgop.com](mailto:scott@scgop.com)

## **UNITED CITIZENS PARTY**

Glen Davis, Chair  
Almeta Vance, Director of  
Communications  
803.735.7928  
E-mail:  
[theunitedcitizensparty@yahoo.com](mailto:theunitedcitizensparty@yahoo.com)

## **WORKING FAMILIES PARTY**

Erin McKee, Chair  
1106 Short River Ct.  
Mt. Pleasant, SC 29464  
843.554.1080  
E-mail: [emjm2@comcast.net](mailto:emjm2@comcast.net)



# 2005-2006 Special Elections

## Results

**August 16, 2005 Special Election - Official Results**

S.C. House of Representatives District 121

**June 28, 2005 – Republican Primary**

County	*Winner* Jennifer A. Bailey	Brad Dralle	TOTAL
Beaufort	201	92	293
Colleton	104	3	107
TOTAL	305	95	400

**June 28, 2005 – Democratic Primary**

County	Ja-Don Buckner	*Winner* Kenneth F. Hodges	Bobby C. Mayes	Reaves McLeod	TOTAL
Beaufort	25	670	55	109	859
Colleton	77	323	100	501	1,001
TOTAL	102	993	155	610	1,860

**August 16, 2005 – Special Election**

County	Jennifer A. Bailey Republican	*Winner* Kenneth F. Hodges Democratic	W/I Nonpartisan	TOTAL
Beaufort	371	861	0	1,232
Colleton	325	438	0	763
TOTAL	696	1,299	0	1,995

**October 4, 2005 Special Election - Official Results**

S.C. House of Representatives District 24

**August 16, 2005 – Republican Primary**

County	*Runoff* Bruce W. Bannister	Tom Ervin	*Runoff* William D. Herlong	Warren Mowry	TOTAL
Greenville	1,594	597	1,038	782	4,011
TOTAL	1,594	597	1,038	782	4,011

**August 30, 2005 – Republican Primary Runoff**

County	*Winner* Bruce W. Bannister	William D. Herlong	TOTAL
Greenville	2,637	1,325	3,962
TOTAL	2,637	1,325	3,962

**October 4, 2005 – Special Election**

County	*Winner* Bruce W. Bannister Republican	Michelle R. Shain Democratic	W/I Nonpartisan	TOTAL
Greenville	3,232	2,367	1	5,600
TOTAL	3,232	2,367	1	5,600

**November 29, 2005 Special Election - Official Results**

S.C. House of Representatives District 31

**October 11, 2005 – Democratic Primary**

County	Mike Brown	Daniel L. Goodwin	Rick L. Gray	*Winner* Harold Mitchell	TOTAL
Spartanburg	180	273	72	875	1,400
<b>TOTAL</b>	<b>180</b>	<b>273</b>	<b>72</b>	<b>875</b>	<b>1,400</b>

**November 29, 2005 – Special Election**

County	Joe Burgess Republican	*Winner* Harold Mitchell Democratic	W/I Nonpartisan	TOTAL
Spartanburg	49	1,080	0	1,129
<b>TOTAL</b>	<b>49</b>	<b>1,080</b>	<b>0</b>	<b>1,129</b>

**February 14, 2006 Special Election - Official Results**

S.C. House of Representatives District 64

**January 3, 2006 – Democratic Primary**

County	Mitch Ellerby	*Winner* Cathy B. Harvin	TOTAL
Clarendon	817	3,948	4,765
Williamsburg	24	106	130
<b>TOTAL</b>	<b>841</b>	<b>4,054</b>	<b>4,895</b>

**February 14, 2006 – Special Election**

County	*Winner* Cathy B. Harvin Democratic	W/I Nonpartisan	TOTAL
Clarendon	1,475	6	1,481
Williamsburg	40	0	40
<b>TOTAL</b>	<b>1,515</b>	<b>6</b>	<b>1,521</b>

**November 7, 2006 Special Election - Official Results**

S.C. Senate District 5

**September 19, 2006 – Republican Primary**

County	Kathleen Jennings Gresham	Tim Macko	*Runoff* Mike Meilinger	*Runoff* Lewis R. Vaughn	TOTAL
Greenville	680	228	1,233	1,949	4,090
<b>TOTAL</b>	<b>680</b>	<b>228</b>	<b>1,233</b>	<b>1,949</b>	<b>4,090</b>

**September 19, 2006 – Democratic Primary**

County	*Winner* Frank L. Eppes	Charles E. Winfield	TOTAL
Greenville	534	53	587
<b>TOTAL</b>	<b>534</b>	<b>53</b>	<b>587</b>

**October 3, 2006 – Republican Primary Runoff**

County	Mike Meilinger	*Winner* Lewis R. Vaughn	TOTAL
Greenville	1,856	2,145	4,001
TOTAL	1,856	2,145	4,001

**November 7, 2006 – Special Election**

County	*Winner* Lewis R. Vaughn Republican	Frank L. Eppes Democratic	W/I Nonpartisan	TOTAL
Greenville	18,226	9,818	25	28,069
TOTAL	18,226	9,818	25	28,069

**November 7, 2006 Special Election - Official Results**

Solicitor Circuit 14

**November 7, 2006 – Special Election**

County	*Winner* Duffie Stone Republican	W/I Nonpartisan	TOTAL
Allendale	972	14	986
Beaufort	28,862	173	29,035
Colleton	6,442	27	6,469
Hampton	3,046	29	3,075
Jasper	1,971	17	1,988
TOTAL	41,293	260	41,553

# 2006 DEMOCRATIC PRIMARY

## Voter Participation & Results

For precinct-level results visit  
[http://www.scvotes.org/statistics/election\\_returns](http://www.scvotes.org/statistics/election_returns)

SOUTH CAROLINA VOTING HISTORY AND STATISTICS  
 ELECTION 11575 06/13/2006 - 2006 STATEWIDE PRIMARY ELECTION  
 DEMOCRATIC RECAP

SELVR210

COUNTY	TOTAL REGISTERED	TOTAL VOTED	% VOTED	-----TOTAL VOTED-----		-----TOTAL VOTED-----	
				MALE	FEMALE	WHITE	NON-WHITE
01 ABBEVILLE	14,309	2,424	16.94	1,091	1,333	1,601	823
02 AIKEN	85,210	4,583	5.37	2,081	2,502	2,499	2,084
03 ALLENDALE	6,208	1,085	17.47	414	671	244	841
04 ANDERSON	96,332	2,447	2.54	1,146	1,301	1,590	857
05 BAMBERG	8,878	2,474	27.86	1,040	1,434	981	1,493
06 BARNWELL	12,879	1,257	9.76	528	729	348	909
07 BEAUFORT	82,228	1,510	1.83	621	889	827	683
08 BERKELEY	75,795	2,685	3.54	1,046	1,639	510	2,175
09 CALHOUN	9,962	578	5.80	228	350	99	479
10 CHARLESTON	171,117	8,186	4.78	3,210	4,976	2,625	5,561
11 CHEROKEE	29,593	755	2.55	308	447	374	381
12 CHESTER	20,400	2,772	13.58	1,234	1,538	1,726	1,046
13 CHESTERFIELD	21,600	5,504	25.48	2,447	3,057	4,091	1,413
14 CLARENDON	21,515	2,776	12.90	1,166	1,610	584	2,192
15 COLLETON	21,665	1,185	5.46	547	638	386	799
16 DARLINGTON	38,228	4,150	10.85	1,664	2,486	1,327	2,823
17 DILLON	19,405	4,523	23.30	1,950	2,573	2,248	2,275
18 DORCHESTER	66,246	1,579	2.38	648	931	488	1,091
19 EDGEFIELD	14,824	2,545	17.16	1,061	1,484	1,491	1,054
20 FAIRFIELD	14,155	3,223	22.76	1,314	1,909	1,279	1,944
21 FLORENCE	73,114	5,472	7.48	2,132	3,340	1,349	4,123
22 GEORGETOWN	37,171	1,803	4.85	733	1,070	477	1,326
23 GREENVILLE	233,391	5,223	2.23	2,112	3,111	2,521	2,702
24 GREENWOOD	35,890	1,088	3.03	484	604	451	637
25 HAMPTON	13,604	6,005	44.14	2,553	3,452	2,854	3,151
26 HORRY	136,267	3,203	2.35	1,343	1,860	1,939	1,264
27 JASPER	11,904	2,243	18.84	941	1,302	804	1,439
28 KERSHAW	33,998	1,440	4.23	578	862	511	929
29 LANCASTER	34,166	4,179	12.23	1,972	2,207	3,181	998
30 LAURENS	35,260	1,071	3.03	406	665	443	628
31 LEE	12,278	2,274	18.52	963	1,311	605	1,669
32 LEXINGTON	137,955	2,635	1.91	1,094	1,541	1,601	1,034
33 MCCORMICK	6,134	711	11.59	296	415	251	460
34 MARION	21,952	3,297	15.01	1,281	2,016	1,072	2,225
35 MARLBORO	16,616	2,536	15.26	1,111	1,425	1,227	1,309
36 NEWBERRY	19,696	679	3.44	304	375	344	335
37 OCONEE	38,566	738	1.91	363	375	634	104
38 ORANGEBURG	58,375	7,747	13.27	2,973	4,774	1,009	6,738
39 PICKENS	59,463	786	1.32	355	431	619	167
40 RICHLAND	201,803	16,076	7.96	6,233	9,843	3,478	12,598
41 SALUDA	11,365	968	8.51	427	541	336	632
42 SPARTANBURG	143,470	2,486	1.73	1,029	1,457	1,199	1,287
43 SUMTER	58,601	3,843	6.55	1,516	2,327	436	3,407
44 UNION	16,843	3,780	22.44	1,689	2,091	3,059	721
45 WILLIAMSBURG	21,881	6,214	28.39	2,516	3,698	1,652	4,562
46 YORK	107,946	3,324	3.07	1,343	1,981	1,572	1,752
47 STATE TOTALS	2,408,258	146,062	6.06	60,491	85,571	58,942	87,120

SOUTH CAROLINA VOTING HISTORY AND STATISTICS  
 ELECTION 11575 06/13/2006 - 2006 STATEWIDE PRIMARY ELECTION  
 VOTER ACTIVITY BREAKDOWN BY AGE WITHIN COUNTY  
 DEMOCRATIC RECAP

SELVLR210

COUNTY	TOTAL REGISTERED	-----18 - 21-----		-----22 - 44-----			-----45 - 64-----		-----65 & OVER-----						
		TOTAL VOTED	% VOTED	TOTAL REGISTERED	TOTAL VOTED	% VOTED	TOTAL REGISTERED	TOTAL VOTED	% VOTED	TOTAL REGISTERED	TOTAL VOTED	% VOTED			
01 ABBEVILLE	14,309	2,424	16.94	498	39	7.83	5,235	476	9.09	5,269	1,087	20.63	3,307	822	24.85
02 AIKEN	85,210	4,583	5.37	3,309	51	1.54	32,188	846	2.62	32,314	2,210	6.83	17,399	1,476	8.48
03 ALLENDALE	6,208	1,085	17.47	358	50	13.96	2,364	251	10.61	2,189	498	22.75	1,297	286	22.05
04 ANDERSON	96,332	2,447	2.54	3,293	27	0.81	37,999	374	0.98	35,385	994	2.80	19,655	1,052	5.35
05 BAMBERG	8,878	2,474	27.86	354	42	11.86	3,320	567	17.07	3,213	1,070	33.30	1,991	795	39.92
06 BARNWELL	12,879	1,257	9.76	550	26	4.72	5,101	321	6.29	4,821	605	12.54	2,407	305	12.67
07 BEAUFORT	82,228	1,510	1.83	2,012	9	0.44	25,208	160	0.63	30,098	626	2.07	24,910	715	2.87
08 BERKELEY	75,795	2,685	3.54	3,224	48	1.48	32,761	571	1.74	28,725	1,269	4.41	11,085	797	7.18
09 CALHOUN	9,962	578	5.80	354	8	2.25	3,745	112	2.99	3,889	320	8.22	1,974	138	6.99
10 CHARLESTON	171,117	8,186	4.78	7,260	145	1.99	70,097	1,655	2.36	62,192	3,759	6.04	31,568	2,627	8.32
11 CHEROKEE	29,593	755	2.55	1,091	9	0.82	12,432	122	0.98	10,497	323	3.07	5,573	301	5.40
12 CHESTER	20,400	2,772	13.58	647	28	4.32	7,995	511	6.39	7,595	1,218	16.03	4,163	1,015	24.38
13 CHESTERFIELD	21,600	5,504	25.48	710	102	14.36	8,269	1,367	16.53	8,111	2,426	29.90	4,510	1,609	35.67
14 CLARENDON	21,515	2,776	12.90	897	53	5.90	7,622	491	6.44	7,936	1,279	16.11	5,060	953	18.83
15 COLLETON	21,665	1,185	5.46	851	11	1.29	8,199	220	2.68	8,117	567	6.98	4,498	387	8.60
16 DARLINGTON	38,228	4,150	10.85	1,544	59	3.82	15,057	746	4.95	14,216	1,910	13.43	7,411	1,435	19.36
17 DILLON	19,405	4,523	23.30	900	131	14.55	8,303	1,241	14.94	6,698	2,023	30.20	3,504	1,128	32.19
18 DORCHESTER	66,246	1,579	2.38	2,510	26	1.03	28,691	331	1.15	25,036	755	3.01	10,009	467	4.66
19 EDGEFIELD	14,824	2,545	17.16	527	53	10.05	5,762	503	8.72	5,795	1,192	20.56	2,740	797	29.08
20 FAIRFIELD	14,155	3,223	22.76	552	71	12.86	5,424	763	14.06	5,470	1,511	27.62	2,709	878	32.41
21 FLORENCE	73,114	5,472	7.48	3,269	81	2.47	29,901	1,095	3.66	26,823	2,626	9.79	13,121	1,670	12.72
22 GEORGETOWN	37,171	1,803	4.85	1,227	15	1.22	11,918	259	2.17	14,526	847	5.83	9,500	682	7.17
23 GREENVILLE	233,391	5,223	2.23	8,488	82	0.96	99,426	940	0.94	84,239	2,324	2.75	41,238	1,877	4.55
24 GREENWOOD	35,890	1,088	3.03	1,361	18	1.32	13,882	170	1.22	13,033	486	3.72	7,614	414	5.43
25 HAMPTON	13,604	6,005	44.14	818	219	26.77	5,536	1,763	31.84	4,835	2,594	53.65	2,415	1,429	59.17
26 Horry	136,267	3,203	2.35	4,054	22	0.54	49,858	440	0.88	49,628	1,369	2.75	32,727	1,372	4.19
27 JASPER	11,904	2,243	18.84	548	38	6.93	4,756	528	11.10	4,220	1,018	24.12	2,380	659	27.68
28 KERSHAW	33,998	1,440	4.23	1,324	22	1.66	13,189	278	2.10	13,012	699	5.37	6,473	441	6.81
29 LANCASTER	34,166	4,179	12.23	1,227	67	5.46	13,275	723	5.44	12,596	1,775	14.09	7,068	1,614	22.83
30 LAURENS	35,260	1,071	3.03	1,298	13	1.00	13,518	143	1.05	12,987	472	3.63	7,457	443	5.94
31 LEE	12,278	2,274	18.52	602	66	10.96	4,735	512	10.81	4,466	1,071	23.98	2,475	625	25.25
32 LEXINGTON	137,955	2,635	1.91	5,828	43	0.73	57,979	637	1.09	52,236	1,252	2.39	21,912	703	3.20
33 MCCORMICK	6,134	711	11.59	158	7	4.43	1,614	84	5.20	2,522	336	13.32	1,840	284	15.43
34 MARION	21,952	3,297	15.01	1,113	76	6.82	8,839	729	8.24	7,836	1,574	20.08	4,164	918	22.04
35 MARLBORO	16,616	2,536	15.26	787	74	9.40	6,578	620	9.42	5,924	1,146	19.34	3,327	696	20.91
36 NEWBERRY	19,696	679	3.44	675	1	0.14	7,047	127	1.80	7,412	287	3.87	4,562	264	5.78
37 OCONEE	38,566	738	1.91	1,186	9	0.75	12,869	99	0.76	14,415	261	1.81	10,096	369	3.65
38 ORANGEBURG	58,375	7,747	13.27	3,843	177	4.60	23,207	1,750	7.54	19,839	3,541	17.84	11,486	2,279	19.84
39 PICKENS	59,463	786	1.32	2,622	20	0.76	25,006	120	0.47	21,038	364	1.73	10,797	282	2.61
40 RICHLAND	201,803	16,076	7.96	9,832	304	3.09	92,039	4,031	4.37	70,439	7,844	11.13	29,493	3,897	13.21
41 SALUDA	11,365	968	8.51	392	13	3.31	4,108	194	4.72	4,222	443	10.49	2,643	318	12.03
42 SPARTANBURG	143,470	2,486	1.73	6,680	41	0.61	58,126	463	0.79	52,038	1,066	2.04	26,626	916	3.44
43 SUMTER	58,601	3,843	6.55	2,788	54	1.93	24,616	654	2.65	20,453	1,792	8.76	10,744	1,343	12.50
44 UNION	16,843	3,780	22.44	544	45	8.27	6,046	814	13.46	6,198	1,574	25.39	4,055	1,347	33.21
45 WILLIAMSBURG	21,881	6,214	28.39	902	136	15.07	8,071	1,505	18.64	8,138	2,872	35.29	4,770	1,701	35.66
46 YORK	107,946	3,324	3.07	3,693	56	1.51	46,962	609	1.29	39,632	1,504	3.79	17,659	1,155	6.54
47 STATE TOTALS	2,408,258	146,062	6.06	96,700	2,687	2.77	968,873	30,915	3.19	880,273	66,779	7.58	462,412	45,681	9.87

**June 13, 2006 Democratic Primary - Official Results**

**GOVERNOR**

	C DENNIS AUGHTRY	*Winner TOMMY MOORE	FRANK WILLIS	COUNTY TOTAL
Abbeville County	148	1509	651	2308
Aiken County	85	4346	150	4581
Allendale County	36	838	81	955
Anderson County	181	1629	601	2411
Bamberg County	123	1701	328	2152
Barnwell County	57	1003	95	1155
Beaufort County	131	842	514	1487
Berkeley County	164	1857	523	2544
Calhoun County	27	407	127	561
Charleston County	354	4967	2125	7446
Cherokee County	105	506	150	761
Chester County	221	1306	863	2390
Chesterfield County	325	2279	2582	5186
Clarendon County	106	2037	494	2637
Colleton County	68	720	330	1118
Darlington County	177	1166	2321	3664
Dillon County	203	1318	2856	4377
Dorchester County	116	1039	372	1527
Edgefield County	49	2266	144	2459
Fairfield County	198	2005	790	2993
Florence County	123	1187	4197	5507
Georgetown County	64	1317	446	1827
Greenville County	384	3218	1395	4997
Greenwood County	54	871	233	1158
Hampton County	296	2548	998	3842
Horry County	237	1545	1290	3072
Jasper County	176	1370	698	2244
Kershaw County	78	1051	367	1496
Lancaster County	386	2365	1174	3925
Laurens County	67	702	318	1087
Lee County	109	1163	743	2015
Lexington County	198	2044	430	2672
Marion County	107	782	2238	3127
Marlboro County	113	837	1355	2305
McCormick County	12	668	21	701
Newberry County	64	512	112	688
Oconee County	37	518	205	760
Orangeburg County	345	6096	1429	7870
Pickens County	75	514	208	797
Richland County	858	11996	3053	15907
Saluda County	36	830	92	958
Spartanburg County	177	1710	604	2491
Sumter County	182	2418	1153	3753
Union County	263	2274	911	3448
Williamsburg County	265	3954	1745	5964
York County	354	1861	805	3020
<b>STATE TOTAL</b>	<b>7934</b>	<b>88092</b>	<b>42317</b>	



**June 13, 2006 Democratic Primary - Official Results**

**U.S. HOUSE OF REPRESENTATIVES**

<b>DISTRICT 1</b>	*Runoff BEN FRASIER	RALPH LEDFORD	*Runoff RANDY MAATTA	<b>COUNTY TOTAL</b>
Berkeley County	581	234	190	1005
Charleston County	2363	1009	1446	4818
Dorchester County	391	168	255	814
Georgetown County	462	166	515	1143
Horry County	1303	659	987	2949
<b>STATE TOTAL</b>	5100	2236	3393	

<b>DISTRICT 2</b>	* Winner MICHAEL RAY ELLISOR	DAVID F WHITE III	<b>COUNTY TOTAL</b>
Aiken County	387	278	665
Allendale County	543	304	847
Barnwell County	593	395	988
Beaufort County	601	778	1379
Calhoun County	93	43	136
Hampton County	1747	1526	3273
Jasper County	975	1060	2035
Lexington County	1601	840	2441
Orangeburg County	797	546	1343
Richland County	4131	2284	6415
<b>STATE TOTAL</b>	11468	8054	

<b>DISTRICT 3</b>	*Winner LEE BALLENGER	PHILIP M CHENEY	<b>COUNTY TOTAL</b>
Abbeville County	1498	652	2150
Aiken County	2097	967	3064
Anderson County	1401	940	2341
Edgefield County	1215	811	2026
Greenwood County	762	286	1048
Laurens County	706	277	983
McCormick County	461	155	616
Oconee County	601	119	720
Pickens County	594	162	756
Saluda County	403	378	781
<b>STATE TOTAL</b>	9738	4747	

**June 13, 2006 Democratic Primary - Official Results**

**STATE HOUSE OF REPRESENTATIVES**

<b>DISTRICT 7</b>	*Winner RON GILREAT H	RICHARD KELLY	COUNTY TOTAL
Abbeville County	1	0	1
Anderson County	403	144	547
<b>STATE TOTAL</b>	404	144	

<b>DISTRICT 31</b>	*Winner HAROLD MITCHELL JR	DAN WINN	COUNTY TOTAL
Spartanburg County	667	42	709
<b>STATE TOTAL</b>	667	42	

<b>DISTRICT 35</b>	*Winner TOM DAVIES	JAMIE TUCKER	COUNTY TOTAL
Spartanburg County	175	144	319
<b>STATE TOTAL</b>	175	144	

<b>DISTRICT 41</b>	*Winner CREIGHTON B COLEMAN	ANNIE E MCDANIEL	COUNTY TOTAL
Chester County	218	289	507
Fairfield County	1866	1304	3170
<b>STATE TOTAL</b>	2084	1593	

<b>DISTRICT 45</b>	*Winner ALSTON DEVENNY	DONALD W HUFFMAN	COUNTY TOTAL
Lancaster County	1061	367	1428
York County	53	36	89
<b>STATE TOTAL</b>	1114	403	

<b>DISTRICT 49</b>	JOHN R KING	*Winner BESSIE MOODY - LAWRENCE	COUNTY TOTAL
York County	792	801	1593
<b>STATE TOTAL</b>	792	801	

<b>DISTRICT 53</b>	*Winner TED MARTIN VICK	WILLIAM B WATSON	COUNTY TOTAL
Chesterfield County	3759	687	4446
<b>STATE TOTAL</b>	3759	687	

<b>DISTRICT 55</b>	*Winner JACKIE HAYES	A C MICHAEL STEPHENS	COUNTY TOTAL
Dillon County	2984	1574	4558
Horry County	18	5	23
<b>STATE TOTAL</b>	3002	1579	

**DISTRICT 56**

	MARION S CRENSHAW	* Winner DENNY W NEILSON	COUNTY TOTAL
Chesterfield County	112	383	495
Darlington County	194	1214	1408
<b>STATE TOTAL</b>	306	1597	

**DISTRICT 62**

	DAVID B DEWITT	KEVIN R ETHERIDGE	RICHARD H HODGES	WILHELMINA P JOHNSON	* Runoff GARBRIELLA DOTTIE MACK WHITE	HENRY MARSHALL	* Runoff ROBERT WILLIAMS
Darlington County	393	240	29	240	540	20	479
Florence County	84	261	87	141	177	20	135
<b>STATE TOTAL</b>	477	501	116	381	717	40	614

	COUNTY TOTAL
Darlington County	1941
Florence County	905
<b>STATE TOTAL</b>	

**DISTRICT 70**

	* Winner JOSEPH JOE NEAL	BILLY G RICHARDSON	COUNTY TOTAL
Richland County	1355	74	1429
Sumter County	386	185	571
<b>STATE TOTAL</b>	1741	259	

**DISTRICT 73**

	JOE E BROWN	*Winner CHRIS HART	COUNTY TOTAL
Richland County	1196	1403	2599
<b>STATE TOTAL</b>	1196	1403	

**DISTRICT 77**

	JOE MCEACHERN	* Winner JOHN L SCOTT JR	COUNTY TOTAL
Richland County	929	1396	2325
<b>STATE TOTAL</b>	929	1396	

**DISTRICT 79**

	* Winner ANTON GUNN	TODD WOOD	COUNTY TOTAL
Kershaw County	105	270	375
Richland County	774	227	1001
<b>STATE TOTAL</b>	879	497	

**DISTRICT 90**

	THOMAS N RHOAD	*Winner B SELLERS	COUNTY TOTAL
Bamberg County	1203	1264	2467
Barnwell County	54	7	61
Orangeburg County	339	693	1032
<b>STATE TOTAL</b>	1596	1964	

**DISTRICT 101**

	ALFRED DARBY	* Winner KENNETH KEN KENNEDY	COUNTY TOTAL
Williamsburg County	1973	3054	5027
<b>STATE TOTAL</b>	1973	3054	

**DISTRICT 116**

	*Winner ROBERT L BROWN	ERIC L MACK	BENJAMIN WARD JR	GWENDOLYN EDWARDS WHITSELL	COUNTY TOTAL
Charleston County	1251	336	76	276	1939
Colleton County	156	12	33	61	262
<b>STATE TOTAL</b>	1407	348	109	337	

**DISTRICT 122**

	*Winner CURTIS BRANTLEY	R THAYER RIVERS JR	COUNTY TOTAL
Beaufort County	3	9	12
Hampton County	1201	1087	2288
Jasper County	1314	1253	2567
<b>STATE TOTAL</b>	2518	2349	

**June 13, 2006 Democratic Primary - Official Results**

---

**6TH CIRCUIT SOLICITOR**

---

	* Winner DOUG BARFIELD	TYRE LEE	COUNTY TOTAL
Chester County	1071	1380	2451
Fairfield County	2025	865	2890
Lancaster County	3765	341	4106
<b>COUNTY TOTAL</b>	6861	2586	

**June 27, 2006 Democratic Primary Runoff - Official Results**

**U.S. HOUSE OF REPRESENTATIVES DIST 1**

	BEN FRASIER	*Winner RANDY MAATTA	COUNTY TOTAL
Berkeley County	134	63	197
Charleston County	640	874	1514
Dorchester County	76	157	233
Georgetown County	219	250	469
Horry County	266	360	626
<b>STATE TOTAL</b>	1335	1704	

June 27, 2006 Democratic Primary Runoff - Official Results

STATE HOUSE OF REPRESENTATIVES DIST 62

	GARBRIELLA DOTTIE MACK WHITE	*Winner ROBERT WILLIAMS	COUNTY TOTAL
Darlington County	626	729	1355
Florence County	170	155	325
<b>STATE TOTAL</b>	796	884	

# 2006 REPUBLICAN PRIMARY

## Voter Participation & Results

For precinct-level results visit  
[http://www.scvotes.org/statistics/election\\_returns](http://www.scvotes.org/statistics/election_returns)



SOUTH CAROLINA VOTING HISTORY AND STATISTICS  
 ELECTION 11575 06/13/2006 - 2006 STATEWIDE PRIMARY ELECTION  
 REPUBLICAN RECAP

SELVR210

COUNTY	TOTAL REGISTERED	TOTAL VOTED	% VOTED	-----TOTAL VOTED-----		-----TOTAL VOTED-----	
				MALE	FEMALE	WHITE	NON-WHITE
01 ABBEVILLE	14,309	999	6.98	506	493	984	15
02 AIKEN	85,210	9,287	10.89	4,753	4,534	9,121	166
03 ALLENDALE	6,208	109	1.75	50	59	97	12
04 ANDERSON	96,332	15,486	16.07	7,797	7,689	15,191	295
05 BAMBERG	8,878	280	3.15	141	139	262	18
06 BARNWELL	12,879	1,170	9.08	579	591	1,141	29
07 BEAUFORT	82,228	9,485	11.53	4,761	4,724	9,176	309
08 BERKELEY	75,795	14,567	19.21	7,280	7,287	13,128	1,439
09 CALHOUN	9,962	1,042	10.45	528	514	1,026	16
10 CHARLESTON	171,117	18,753	10.95	9,392	9,361	18,220	533
11 CHEROKEE	29,593	4,636	15.66	2,293	2,343	4,520	116
12 CHESTER	20,400	627	3.07	323	304	613	14
13 CHESTERFIELD	21,600	498	2.30	273	225	478	20
14 CLARENDON	21,515	1,291	6.00	641	650	1,258	33
15 COLLETON	21,665	1,801	8.31	910	891	1,722	79
16 DARLINGTON	38,228	2,587	6.76	1,279	1,308	2,505	82
17 DILLON	19,405	448	2.30	222	226	420	28
18 DORCHESTER	66,246	7,745	11.69	3,881	3,864	7,400	345
19 EDGEFIELD	14,824	794	5.35	409	385	782	12
20 FAIRFIELD	14,155	772	5.45	404	368	745	27
21 FLORENCE	73,114	7,455	10.19	3,658	3,797	7,288	167
22 GEORGETOWN	37,171	2,689	7.23	1,373	1,316	2,643	46
23 GREENVILLE	233,391	31,188	13.36	15,400	15,788	30,483	705
24 GREENWOOD	35,890	5,543	15.44	2,765	2,778	5,360	183
25 HAMPTON	13,604	110	0.80	51	59	78	32
26 HORRY	136,267	17,319	12.70	8,717	8,602	16,935	384
27 JASPER	11,904	98	0.82	47	51	88	10
28 KERSHAW	33,998	5,211	15.32	2,625	2,586	5,064	147
29 LANCASTER	34,166	1,372	4.01	725	647	1,338	34
30 LAURENS	35,260	5,741	16.28	2,785	2,956	5,593	148
31 LEE	12,278	608	4.95	288	320	591	17
32 LEXINGTON	137,955	26,843	19.45	12,987	13,856	26,388	455
33 MCCORMICK	6,134	472	7.69	254	218	464	8
34 MARION	21,952	1,237	5.63	591	646	1,189	48
35 MARLBORO	16,616	334	2.01	180	154	320	14
36 NEWBERRY	19,696	4,107	20.85	1,965	2,142	3,976	131
37 OCONEE	38,566	6,192	16.05	3,144	3,048	6,121	71
38 ORANGEBURG	58,375	3,396	5.81	1,635	1,761	3,186	210
39 PICKENS	59,463	8,343	14.03	4,239	4,104	8,247	96
40 RICHLAND	201,803	22,870	11.33	11,036	11,834	21,664	1,206
41 SALUDA	11,365	1,952	17.17	932	1,020	1,929	23
42 SPARTANBURG	143,470	18,974	13.22	9,544	9,430	18,507	467
43 SUMTER	58,601	3,964	6.76	1,974	1,990	3,793	171
44 UNION	16,843	937	5.56	480	457	915	22
45 WILLIAMSBURG	21,881	406	1.85	193	213	380	26
46 YORK	107,946	7,265	6.73	3,763	3,502	7,115	150
47 STATE TOTALS	2,408,258	277,003	11.50	137,773	139,230	268,444	8,559

SOUTH CAROLINA VOTING HISTORY AND STATISTICS  
 ELECTION 11575 06/13/2006 - 2006 STATEWIDE PRIMARY ELECTION  
 VOTER ACTIVITY BREAKDOWN BY AGE WITHIN COUNTY  
 REPUBLICAN RECAP

SELVLR210

COUNTY	TOTAL REGISTERED	-----18 - 21-----		-----22 - 44-----			-----45 - 64-----			-----65 & OVER-----					
		TOTAL VOTED	% VOTED	TOTAL REGISTERED	TOTAL VOTED	% VOTED	TOTAL REGISTERED	TOTAL VOTED	% VOTED	TOTAL REGISTERED	TOTAL VOTED	% VOTED			
01 ABBEVILLE	14,309	999	6.98	498	28	5.62	5,235	212	4.04	5,269	458	8.69	3,307	301	9.10
02 AIKEN	85,210	9,287	10.89	3,309	135	4.07	32,188	1,400	4.34	32,314	4,001	12.38	17,399	3,751	21.55
03 ALLENDALE	6,208	109	1.75	358	1	0.27	2,364	19	0.80	2,189	42	1.91	1,297	47	3.62
04 ANDERSON	96,332	15,486	16.07	3,293	228	6.92	37,999	3,260	8.57	35,385	6,854	19.36	19,655	5,144	26.17
05 BAMBERG	8,878	280	3.15	354	4	1.12	3,320	55	1.65	3,213	112	3.48	1,991	109	5.47
06 BARNWELL	12,879	1,170	9.08	550	16	2.90	5,101	242	4.74	4,821	550	11.40	2,407	362	15.03
07 BEAUFORT	82,228	9,485	11.53	2,012	57	2.83	25,208	800	3.17	30,098	3,453	11.47	24,910	5,175	20.77
08 BERKELEY	75,795	14,567	19.21	3,224	219	6.79	32,761	3,451	10.53	28,725	7,109	24.74	11,085	3,788	34.17
09 CALHOUN	9,962	1,042	10.45	354	13	3.67	3,745	203	5.42	3,889	482	12.39	1,974	344	17.42
10 CHARLESTON	171,117	18,753	10.95	7,260	238	3.27	70,097	3,586	5.11	62,192	8,089	13.00	31,568	6,840	21.66
11 CHEROKEE	29,593	4,636	15.66	1,091	61	5.59	12,432	1,082	8.70	10,497	2,095	19.95	5,573	1,398	25.08
12 CHESTER	20,400	627	3.07	647	11	1.70	7,995	126	1.57	7,595	243	3.19	4,163	247	5.93
13 CHESTERFIELD	21,600	498	2.30	710	6	0.84	8,269	109	1.31	8,111	224	2.76	4,510	159	3.52
14 CLARENDON	21,515	1,291	6.00	897	20	2.22	7,622	200	2.62	7,936	528	6.65	5,060	543	10.73
15 COLLETON	21,665	1,801	8.31	851	29	3.40	8,199	300	3.65	8,117	821	10.11	4,498	651	14.47
16 DARLINGTON	38,228	2,587	6.76	1,544	43	2.78	15,057	468	3.10	14,216	1,110	7.80	7,411	966	13.03
17 DILLON	19,405	448	2.30	900	13	1.44	8,303	123	1.48	6,698	174	2.59	3,504	138	3.93
18 DORCHESTER	66,246	7,745	11.69	2,510	137	5.45	28,691	1,667	5.81	25,036	3,732	14.90	10,009	2,209	22.07
19 EDGEFIELD	14,824	794	5.35	527	12	2.27	5,762	165	2.86	5,795	358	6.17	2,740	259	9.45
20 FAIRFIELD	14,155	772	5.45	552	8	1.44	5,424	151	2.78	5,470	362	6.61	2,709	251	9.26
21 FLORENCE	73,114	7,455	10.19	3,269	117	3.57	29,901	1,681	5.62	26,823	3,272	12.19	13,121	2,385	18.17
22 GEORGETOWN	37,171	2,689	7.23	1,227	25	2.03	11,918	312	2.61	14,526	1,094	7.53	9,500	1,258	13.24
23 GREENVILLE	233,391	31,188	13.36	8,488	525	6.18	99,426	6,624	6.66	84,239	13,606	16.15	41,238	10,433	25.29
24 GREENWOOD	35,890	5,543	15.44	1,361	98	7.20	13,882	1,105	7.95	13,033	2,376	18.23	7,614	1,964	25.79
25 HAMPTON	13,604	110	0.80	818	10	1.22	5,536	41	0.74	4,835	40	0.82	2,415	19	0.78
26 HORRY	136,267	17,319	12.70	4,054	140	3.45	49,858	2,773	5.56	49,628	7,252	14.61	32,727	7,154	21.85
27 JASPER	11,904	98	0.82	548	0	0.00	4,756	28	0.58	4,220	43	1.01	2,380	27	1.13
28 KERSHAW	33,998	5,211	15.32	1,324	81	6.11	13,189	1,227	9.30	13,012	2,291	17.60	6,473	1,612	24.90
29 LANCASTER	34,166	1,372	4.01	1,227	29	2.36	13,275	267	2.01	12,596	608	4.82	7,068	468	6.62
30 LAURENS	35,260	5,741	16.28	1,298	104	8.01	13,518	1,302	9.63	12,987	2,502	19.26	7,457	1,833	24.58
31 LEE	12,278	608	4.95	602	10	1.66	4,735	134	2.82	4,466	228	5.10	2,475	236	9.53
32 LEXINGTON	137,955	26,843	19.45	5,828	484	8.30	57,979	6,117	10.55	52,236	12,929	24.75	21,912	7,313	33.37
33 MCCORMICK	6,134	472	7.69	158	1	0.63	1,614	19	1.17	2,522	173	6.85	1,840	279	15.16
34 MARION	21,952	1,237	5.63	1,113	31	2.78	8,839	251	2.83	7,836	524	6.68	4,164	431	10.35
35 MARLBORO	16,616	334	2.01	787	11	1.39	6,578	54	0.82	5,924	143	2.41	3,327	126	3.78
36 NEWBERRY	19,696	4,107	20.85	675	60	8.88	7,047	901	12.78	7,412	1,845	24.89	4,562	1,301	28.51
37 OCONEE	38,566	6,192	16.05	1,186	55	4.63	12,869	932	7.24	14,415	2,603	18.05	10,096	2,602	25.77
38 ORANGEBURG	58,375	3,396	5.81	3,843	41	1.06	23,207	550	2.36	19,839	1,406	7.08	11,486	1,399	12.18
39 PICKENS	59,463	8,343	14.03	2,622	162	6.17	25,006	1,761	7.04	21,038	3,617	17.19	10,797	2,803	25.96
40 RICHLAND	201,803	22,870	11.33	9,832	429	4.36	92,039	5,510	5.98	70,439	10,470	14.86	29,493	6,461	21.90
41 SALUDA	11,365	1,952	17.17	392	33	8.41	4,108	386	9.39	4,222	871	20.63	2,643	662	25.04
42 SPARTANBURG	143,470	18,974	13.22	6,680	371	5.55	58,126	4,177	7.18	52,038	8,331	16.00	26,626	6,095	22.89
43 SUMTER	58,601	3,964	6.76	2,788	52	1.86	24,616	646	2.62	20,453	1,714	8.38	10,744	1,552	14.44
44 UNION	16,843	937	5.56	544	21	3.86	6,046	196	3.24	6,198	418	6.74	4,055	302	7.44
45 WILLIAMSBURG	21,881	406	1.85	902	10	1.10	8,071	72	0.89	8,138	173	2.12	4,770	151	3.16
46 YORK	107,946	7,265	6.73	3,693	111	3.00	46,962	1,535	3.26	39,632	3,215	8.11	17,659	2,404	13.61
47 STATE TOTALS	2,408,258	277,003	11.50	96,700	4,290	4.43	968,873	56,220	5.80	880,273	122,541	13.92	462,412	93,952	20.31

**June 13, 2006 Republican Primary - Official Results**

**GOVERNOR**

	OSCAR FRED LOVELACE	*Winner MARK SANFORD	COUNTY TOTAL
Abbeville County	319	593	912
Aiken County	1310	7439	8749
Allendale County	34	63	97
Anderson County	5835	8308	14143
Bamberg County	84	172	256
Barnwell County	383	710	1093
Beaufort County	2426	6433	8859
Berkeley County	3728	7481	11209
Calhoun County	310	618	928
Charleston County	3867	12624	16491
Cherokee County	1545	2879	4424
Chester County	182	385	567
Chesterfield County	110	347	457
Clarendon County	313	848	1161
Colleton County	637	984	1621
Darlington County	798	1561	2359
Dillon County	79	353	432
Dorchester County	1659	5263	6922
Edgefield County	138	630	768
Fairfield County	218	464	682
Florence County	1964	5157	7121
Georgetown County	625	1986	2611
Greenville County	8756	18940	27696
Greenwood County	1861	3327	5188
Hampton County	9	38	47
Horry County	4129	12174	16303
Jasper County	17	92	109
Kershaw County	1873	2979	4852
Lancaster County	379	916	1295
Laurens County	2327	3121	5448
Lee County	136	407	543
Lexington County	12185	10504	22689
Marion County	272	898	1170
Marlboro County	91	241	332
McCormick County	54	385	439
Newberry County	2387	1267	3654
Oconee County	2247	3447	5694
Orangeburg County	984	2023	3007
Pickens County	3045	4516	7561
Richland County	9576	10095	19671
Saluda County	824	944	1768
Spartanburg County	5644	11730	17374
Sumter County	1203	2307	3510
Union County	311	520	831
Williamsburg County	100	284	384
York County	2069	3785	5854
<b>STATE TOTAL</b>	<b>87043</b>	<b>160238</b>	

**June 13, 2006 Republican Primary - Official Results**

**LIEUTENANT GOVERNOR**

	*Runoff ANDRE BAUER	*Runoff MIKE CAMPBELL	HENRY JORDAN	COUNTY TOTAL
Abbeville County	291	379	240	910
Aiken County	2855	3940	1755	8550
Allendale County	38	49	9	96
Anderson County	4213	4957	4941	14111
Bamberg County	119	109	20	248
Barnwell County	445	500	113	1058
Beaufort County	3151	3968	1222	8341
Berkeley County	4209	5263	1590	11062
Calhoun County	423	373	129	925
Charleston County	5172	7600	3430	16202
Cherokee County	2171	1630	629	4430
Chester County	238	267	56	561
Chesterfield County	217	194	41	452
Clarendon County	471	574	118	1163
Colleton County	712	707	198	1617
Darlington County	872	1226	230	2328
Dillon County	156	210	55	421
Dorchester County	2426	3168	1258	6852
Edgefield County	273	353	128	754
Fairfield County	291	283	102	676
Florence County	3094	3121	763	6978
Georgetown County	734	1492	370	2596
Greenville County	7839	13018	6628	27485
Greenwood County	1845	2352	963	5160
Hampton County	22	20	6	48
Horry County	5822	7607	2572	16001
Jasper County	47	49	10	106
Kershaw County	1780	2498	548	4826
Lancaster County	498	674	111	1283
Laurens County	1887	2729	802	5418
Lee County	239	256	50	545
Lexington County	10240	9498	2895	22633
Marion County	559	471	126	1156
Marlboro County	137	167	21	325
McCormick County	214	132	86	432
Newberry County	1286	1998	334	3618
Oconee County	1799	2548	1271	5618
Orangeburg County	1237	1423	335	2995
Pickens County	2350	3421	1753	7524
Richland County	7953	8869	2686	19508
Saluda County	974	656	149	1779
Spartanburg County	6672	6960	3644	17276
Sumter County	1242	1846	419	3507
Union County	352	368	109	829
Williamsburg County	136	212	55	403
York County	2237	2930	533	5700
<b>STATE TOTAL</b>	<b>89938</b>	<b>111065</b>	<b>43503</b>	

**June 13, 2006 Republican Primary - Official Results**

**SECRETARY OF STATE**

	*Winner MARK HAMMOND	BILL MCKOWN	COUNTY TOTAL
Abbeville County	444	347	791
Aiken County	4609	2495	7104
Allendale County	57	23	80
Anderson County	6580	5782	12362
Bamberg County	128	64	192
Barnwell County	650	226	876
Beaufort County	4028	2524	6552
Berkeley County	5138	4334	9472
Calhoun County	506	309	815
Charleston County	6690	7130	13820
Cherokee County	2534	1448	3982
Chester County	340	175	515
Chesterfield County	233	144	377
Clarendon County	658	373	1031
Colleton County	718	744	1462
Darlington County	1059	997	2056
Dillon County	233	135	368
Dorchester County	3260	2740	6000
Edgefield County	393	261	654
Fairfield County	359	236	595
Florence County	3467	2507	5974
Georgetown County	1132	1164	2296
Greenville County	13866	9981	23847
Greenwood County	2535	1888	4423
Hampton County	26	13	39
Horry County	7228	7118	14346
Jasper County	72	23	95
Kershaw County	2130	1991	4121
Lancaster County	860	306	1166
Laurens County	2935	1843	4778
Lee County	249	224	473
Lexington County	12364	7680	20044
Marion County	616	381	997
Marlboro County	179	85	264
McCormick County	229	123	352
Newberry County	2142	1058	3200
Oconee County	2784	1947	4731
Orangeburg County	1557	1006	2563
Pickens County	3681	2772	6453
Richland County	9365	7301	16666
Saluda County	848	720	1568
Spartanburg County	12666	3454	16120
Sumter County	1792	1368	3160
Union County	519	227	746
Williamsburg County	172	150	322
York County	2985	1927	4912
<b>STATE TOTAL</b>	125016	87744	

**June 13, 2006 Republican Primary - Official Results**

**STATE TREASURER**

	*Withdraw RICK QUINN	*Runoff THOMAS RAVENEL	*Withdraw GREG RYBERG	*Runoff JEFF WILLIS	COUNTY TOTAL
Abbeville County	130	459	216	83	888
Aiken County	907	1408	6004	366	8685
Allendale County	7	51	27	10	95
Anderson County	2355	6699	3415	1401	13870
Bamberg County	36	147	53	9	245
Barnwell County	171	482	315	75	1043
Beaufort County	1838	3795	1620	684	7937
Berkeley County	1392	7425	1507	618	10942
Calhoun County	170	494	204	45	913
Charleston County	2192	10292	2992	600	16076
Cherokee County	688	2334	986	322	4330
Chester County	103	244	116	83	546
Chesterfield County	71	224	90	56	441
Clarendon County	202	673	208	72	1155
Colleton County	163	1121	234	76	1594
Darlington County	433	1049	658	158	2298
Dillon County	64	219	89	52	424
Dorchester County	1013	4395	1011	323	6742
Edgefield County	112	193	376	63	744
Fairfield County	122	353	151	38	664
Florence County	1047	3722	1727	375	6871
Georgetown County	396	1383	645	132	2556
Greenville County	5704	12030	7372	1913	27019
Greenwood County	625	2697	1389	337	5048
Hampton County	12	21	8	7	48
Horry County	3453	6346	4601	1223	15623
Jasper County	13	65	16	13	107
Kershaw County	948	2354	1201	245	4748
Lancaster County	274	563	226	186	1249
Laurens County	686	2718	1325	604	5333
Lee County	82	304	116	30	532
Lexington County	5956	9597	5711	1086	22350
Marion County	79	611	323	109	1122
Marlboro County	40	173	72	33	318
McCormick County	58	112	209	39	418
Newberry County	631	1871	859	208	3569
Oconee County	915	2752	1415	415	5497
Orangeburg County	361	1811	636	144	2952
Pickens County	1365	3370	1708	961	7404
Richland County	4966	7538	5827	917	19248
Saluda County	315	802	441	186	1744
Spartanburg County	3630	8310	4112	892	16944
Sumter County	614	1878	786	197	3475
Union County	93	448	196	82	819
Williamsburg County	22	270	56	26	374
York County	1283	2173	1368	623	5447
<b>STATE TOTAL</b>	<b>45737</b>	<b>115976</b>	<b>62617</b>	<b>16117</b>	

**June 13, 2006 Republican Primary - Official Results**

**STATE SUPERINTENDENT OF EDUCATION**

	*Winner KAREN FLOYD	ELIZABETH MOFFLY	MIKE RYAN	BOB STATON	KERRY WOOD	COUNTY TOTAL
Abbeville County	436	48	54	325	26	889
Aiken County	3877	663	1016	2082	434	8072
Allendale County	42	12	14	21	4	93
Anderson County	6384	817	969	5265	386	13821
Bamberg County	139	11	18	57	11	236
Barnwell County	532	64	122	268	53	1039
Beaufort County	3841	791	1293	1347	469	7741
Berkeley County	5800	490	689	3469	421	10869
Calhoun County	518	34	53	290	20	915
Charleston County	9211	937	928	4356	378	15810
Cherokee County	2258	231	308	1365	183	4345
Chester County	255	48	80	123	38	544
Chesterfield County	201	40	62	97	36	436
Clarendon County	711	38	76	283	40	1148
Colleton County	828	73	103	551	36	1591
Darlington County	1254	104	196	642	77	2273
Dillon County	264	23	36	70	23	416
Dorchester County	3787	303	344	2116	179	6729
Edgefield County	308	68	95	193	49	713
Fairfield County	351	23	39	224	19	656
Florence County	4490	257	474	1318	242	6781
Georgetown County	1423	142	247	662	55	2529
Greenville County	14974	925	1116	9298	682	26995
Greenwood County	2561	154	290	1921	127	5053
Hampton County	22	5	7	9	4	47
Horry County	8042	830	2504	3641	495	15512
Jasper County	46	9	22	16	11	104
Kershaw County	2301	177	305	1781	178	4742
Lancaster County	449	138	172	418	78	1255
Laurens County	2346	228	283	2320	170	5347
Lee County	296	27	51	142	14	530
Lexington County	8458	736	1135	11517	455	22301
Marion County	696	60	99	218	45	1118
Marlboro County	199	13	24	71	14	321
McCormick County	251	22	51	66	19	409
Newberry County	1608	115	277	1451	111	3562
Oconee County	2554	291	343	2158	145	5491
Orangeburg County	1765	119	161	819	64	2928
Pickens County	3527	284	408	3016	173	7408
Richland County	7920	527	889	9513	311	19160
Saluda County	725	68	112	748	88	1741
Spartanburg County	10012	426	900	5561	330	17229
Sumter County	1962	146	190	1079	77	3454
Union County	445	25	66	249	35	820
Williamsburg County	249	11	17	81	17	375
York County	2366	442	694	1560	334	5396
<b>STATE TOTAL</b>	<b>120684</b>	<b>10995</b>	<b>17332</b>	<b>82777</b>	<b>7156</b>	

**June 13, 2006 Republican Primary - Official Results**

**COMMISSIONER OF AGRICULTURE**

	WILLIAM BELL	*Winner HUGH WEATHERS	COUNTY TOTAL
Abbeville County	393	476	869
Aiken County	5161	2879	8040
Allendale County	38	56	94
Anderson County	5626	7675	13301
Bamberg County	62	181	243
Barnwell County	485	530	1015
Beaufort County	4101	3322	7423
Berkeley County	4628	5843	10471
Calhoun County	179	727	906
Charleston County	5459	9100	14559
Cherokee County	2239	1990	4229
Chester County	271	267	538
Chesterfield County	216	218	434
Clarendon County	387	754	1141
Colleton County	525	1051	1576
Darlington County	862	1367	2229
Dillon County	198	212	410
Dorchester County	2380	4056	6436
Edgefield County	539	190	729
Fairfield County	246	392	638
Florence County	3200	3330	6530
Georgetown County	1191	1195	2386
Greenville County	13085	12296	25381
Greenwood County	2641	2170	4811
Hampton County	17	27	44
Horry County	7499	7173	14672
Jasper County	53	48	101
Kershaw County	1756	2859	4615
Lancaster County	687	535	1222
Laurens County	2388	2827	5215
Lee County	208	314	522
Lexington County	6853	14655	21508
Marion County	592	502	1094
Marlboro County	137	171	308
McCormick County	199	181	380
Newberry County	1276	2199	3475
Oconee County	2004	3177	5181
Orangeburg County	416	2542	2958
Pickens County	2994	4075	7069
Richland County	4909	13127	18036
Saluda County	1006	745	1751
Spartanburg County	6009	10092	16101
Sumter County	1126	2267	3393
Union County	400	397	797
Williamsburg County	163	198	361
York County	2522	2673	5195
<b>STATE TOTAL</b>	<b>97326</b>	<b>131061</b>	



**June 13, 2006 Republican Primary - Official Results**

**STATE HOUSE OF REPRESENTATIVES**

**District 1**

	BRAD CAIN	*Winner BILL WHITMIRE	COUNTY TOTAL
Oconee County	1166	1801	2967
<b>STATE TOTAL</b>	1166	1801	

**District 7**

	*Winner MICHAEL W GAMBRELL	DAN HARVELL	COUNTY TOTAL
Abbeville County	1	1	2
Anderson County	1476	1266	2742
<b>STATE TOTAL</b>	1477	1267	

**District 8**

	*Winner DON BOWEN	BECKY R MARTIN	COUNTY TOTAL
Anderson County	1459	1267	2726
Oconee County	77	49	126
<b>STATE TOTAL</b>	1536	1316	

**District 13**

	ALAN BOATWRIGHT	*Winner GENE PINSON	COUNTY TOTAL
Greenwood County	1510	2076	3586
<b>STATE TOTAL</b>	1510	2076	

**District 15**

	ROB CLAPPER	*Winner JEFF DUNCAN	COUNTY TOTAL
Laurens County	670	1431	2101
Newberry County	202	508	710
<b>STATE TOTAL</b>	872	1939	

**District 16**

	*Winner ADAM TAYLOR	MARK N WILLIS	COUNTY TOTAL
Greenville County	251	574	825
Laurens County	1363	664	2027
<b>STATE TOTAL</b>	1614	1238	

**District 18**

	*Winner PHIL SHOOPMAN	PETE SMITH	COUNTY TOTAL
Greenville County	1553	1216	2769
<b>STATE TOTAL</b>	1553	1216	

<b>District 29</b>	MARCIA A DUNCAN	*Winner DANNY STACY	COUNTY TOTAL
Cherokee County	883	862	1745
Chester County	79	229	308
York County	174	450	624
<b>STATE TOTAL</b>	1136	1541	

<b>District 30</b>	*Winner BOBBY BEATTIE	LIBBY W SWAD	COUNTY TOTAL
Cherokee County	1136	1062	2198
<b>STATE TOTAL</b>	1136	1062	

<b>District 35</b>	*Winner KEITH KELLY	ROGER NUTT	CHRISTOPHER CHRIS STONE	COUNTY TOTAL
Spartanburg County	1521	685	703	2909
<b>STATE TOTAL</b>	1521	685	703	

<b>District 37</b>	*Winner RALPH DAVENPORT	STEVE PARKER	COUNTY TOTAL
Spartanburg County	1206	1197	2403
<b>STATE TOTAL</b>	1206	1197	

<b>District 55</b>	*Winner CARL ALTMAN	SHARON PHILLIPS	COUNTY TOTAL
Dillon County	354	62	416
Horry County	112	44	156
<b>STATE TOTAL</b>	466	106	

<b>District 60</b>	*Winner PHILLIP LOWE	LICIA STONE	COUNTY TOTAL
Florence County	1056	405	1461
Sumter County	372	72	444
<b>STATE TOTAL</b>	1428	477	

<b>District 63</b>	*Winner KRIS CRAWFORD	C E BUBBY FLOYD JR	COUNTY TOTAL
Florence County	2271	1532	3803
<b>STATE TOTAL</b>	2271	1532	

<b>District 79</b>	*Winner BILL COTTY	SHERI FEW	COUNTY TOTAL
Kershaw County	787	1087	1874
Richland County	1067	472	1539
<b>STATE TOTAL</b>	1854	1559	

<b>District 81</b>	WALTER LAMB	*Winner SKIPPER PERRY	COUNTY TOTAL
Aiken County	1645	2561	4206
<b>STATE TOTAL</b>	1645	2561	

<b>District 89</b>	*Winner KENNY BINGHAM	ARTIE WHITE	COUNTY TOTAL
Lexington County	2425	651	3076
<b>STATE TOTAL</b>	2425	651	

<b>District 96</b>	*Runoff KEN CLARK	DEAN RAWLS	*Runoff KIT SPIRES	COUNTY TOTAL
Aiken County	94	106	57	257
Lexington County	611	303	851	1765
<b>STATE TOTAL</b>	705	409	908	

<b>District 97</b>	*Winner GEORGE BAILEY	JOHN MONDO SR	COUNTY TOTAL
Dorchester County	1586	393	1979
<b>STATE TOTAL</b>	1586	393	

<b>District 107</b>	*Winner ALAN CLEMMONS	BOBBIE TILLER	COUNTY TOTAL
Horry County	2203	354	2557
<b>STATE TOTAL</b>	2203	354	

<b>District 117</b>	*Winner THOMAS M DANTZLER	ROSALIE ROZ MIR	BOB SHIPLEY	COUNTY TOTAL
Berkeley County	791	125	224	1140
Charleston County	293	82	158	533
<b>STATE TOTAL</b>	1084	207	382	

<b>District 119</b>	JANE BARR	CHRIS H CANNON	*Runoff GREG HART	*Runoff SUZANNE R PIPER	COUNTY TOTAL
Charleston County	620	271	1016	647	2554
<b>STATE TOTAL</b>	620	271	1016	647	

<b>District 123</b>	*Winner RICHARD CHALK	TOM HERBKERSMAN	COUNTY TOTAL
Beaufort County	2059	1667	3726
<b>STATE TOTAL</b>	2059	1667	

**June 27, 2006 Republican Primary Runoff - Official Results**

**LIEUTENANT GOVERNOR**

	*Winner ANDRE BAUER	MIKE CAMPBELL	COUNTY TOTAL
Abbeville County	300	233	533
Aiken County	1681	2102	3783
Allendale County	29	22	51
Anderson County	5332	3577	8909
Bamberg County	65	56	121
Barnwell County	216	194	410
Beaufort County	1109	2031	3140
Berkeley County	5562	6364	11926
Calhoun County	421	251	672
Charleston County	4860	6286	11146
Cherokee County	1574	630	2204
Chester County	188	133	321
Chesterfield County	97	77	174
Clarendon County	340	373	713
Colleton County	554	441	995
Darlington County	618	716	1334
Dillon County	72	97	169
Dorchester County	2070	2665	4735
Edgefield County	146	180	326
Fairfield County	284	154	438
Florence County	1588	1797	3385
Georgetown County	599	1055	1654
Greenville County	8374	9530	17904
Greenwood County	1419	1620	3039
Hampton County	19	11	30
Horry County	3535	4008	7543
Jasper County	20	9	29
Kershaw County	1370	1308	2678
Lancaster County	220	305	525
Laurens County	1517	1441	2958
Lee County	212	179	391
Lexington County	11563	7475	19038
Marion County	261	286	547
Marlboro County	79	67	146
McCormick County	169	86	255
Newberry County	1210	1462	2672
Oconee County	1678	1480	3158
Orangeburg County	1087	1014	2101
Pickens County	2859	2710	5569
Richland County	8483	6401	14884
Saluda County	808	428	1236
Spartanburg County	5913	4340	10253
Sumter County	1017	1389	2406
Union County	257	214	471
Williamsburg County	102	107	209
York County	1714	2263	3977
<b>STATE TOTAL</b>	<b>81591</b>	<b>77567</b>	

**June 27, 2006 Republican Primary Runoff - Official Results**

**STATE TREASURER**

	*Winner THOMAS RAVENEL	JEFF WILLIS	COUNTY TOTAL
Abbeville County	402	125	527
Aiken County	2451	1262	3713
Allendale County	42	9	51
Anderson County	6156	2657	8813
Bamberg County	86	30	116
Barnwell County	314	87	401
Beaufort County	2317	749	3066
Berkeley County	10026	1791	11817
Calhoun County	539	119	658
Charleston County	9229	1849	11078
Cherokee County	1610	562	2172
Chester County	220	93	313
Chesterfield County	127	42	169
Clarendon County	611	90	701
Colleton County	857	129	986
Darlington County	1031	286	1317
Dillon County	136	30	166
Dorchester County	3976	722	4698
Edgefield County	229	91	320
Fairfield County	346	84	430
Florence County	2699	635	3334
Georgetown County	1317	320	1637
Greenville County	13276	4391	17667
Greenwood County	2314	692	3006
Hampton County	25	5	30
Horry County	5328	2066	7394
Jasper County	22	7	29
Kershaw County	2157	481	2638
Lancaster County	387	126	513
Laurens County	2176	746	2922
Lee County	332	55	387
Lexington County	14350	4400	18750
Marion County	451	88	539
Marlboro County	100	43	143
McCormick County	205	45	250
Newberry County	2048	580	2628
Oconee County	2299	821	3120
Orangeburg County	1776	279	2055
Pickens County	3666	1854	5520
Richland County	10938	3690	14628
Saluda County	895	313	1208
Spartanburg County	7630	2489	10119
Sumter County	1980	391	2371
Union County	382	76	458
Williamsburg County	191	13	204
York County	2475	1372	3847
<b>STATE TOTAL</b>	120124	36785	

June 27, 2006 Republican Primary Runoff - Official Results

STATE HOUSE OF REPRESENTATIVES

**DISTRICT 96**

	KEN CLARK	*Winner KIT SPIRES	COUNTY TOTAL
Aiken County	122	109	231
Lexington County	689	969	1658
<b>STATE TOTAL</b>	811	1078	

**DISTRICT 119**

	GREG HART	*Winner SUZANNE R PIPER	COUNTY TOTAL
Charleston County	1078	1140	2218
<b>STATE TOTAL</b>	1078	1140	

# 2006 GENERAL ELECTION

## Voter Participation & Results

For precinct-level results visit  
[http://www.scvotes.org/statistics/election\\_returns](http://www.scvotes.org/statistics/election_returns)

SELVR210

## SOUTH CAROLINA VOTING HISTORY AND STATISTICS

ELECTION 11618 11/07/2006 - 2006 STATEWIDE GENERAL ELEC.

COUNTY	TOTAL	TOTAL	%	-----TOTAL VOTED-----		-----TOTAL VOTED-----	
	REGISTERED	VOTED	VOTED	MALE	FEMALE	WHITE	NON-WHITE
01 ABBEVILLE	14,091	6,681	47.41	3,052	3,629	4,924	1,757
02 AIKEN	87,039	41,097	47.21	19,166	21,931	33,089	8,008
03 ALLENDALE	6,285	2,326	37.00	968	1,358	859	1,467
04 ANDERSON	97,128	45,331	46.67	21,344	23,987	40,050	5,281
05 BAMBERG	9,017	3,975	44.08	1,678	2,297	1,787	2,188
06 BARNWELL	12,993	5,924	45.59	2,611	3,313	3,810	2,114
07 BEAUFORT	84,830	37,417	44.10	17,137	20,280	32,016	5,401
08 BERKELEY	77,950	34,911	44.78	16,083	18,828	25,468	9,443
09 CALHOUN	10,038	4,611	45.93	2,038	2,573	2,805	1,806
10 CHARLESTON	177,039	93,336	52.72	41,164	52,172	68,720	24,616
11 CHEROKEE	30,061	13,705	45.59	6,260	7,445	11,656	2,049
12 CHESTER	20,402	7,725	37.86	3,429	4,296	5,392	2,333
13 CHESTERFIELD	21,806	8,680	39.80	3,902	4,778	6,259	2,421
14 CLARENDON	21,815	8,982	41.17	3,954	5,028	4,764	4,218
15 COLLETON	21,666	9,875	45.57	4,462	5,413	6,580	3,295
16 DARLINGTON	38,638	15,893	41.13	7,003	8,890	10,185	5,708
17 DILLON	19,617	6,306	32.14	2,753	3,553	3,772	2,534
18 DORCHESTER	68,431	29,398	42.96	13,382	16,016	22,545	6,853
19 EDGEFIELD	15,028	6,962	46.32	3,140	3,822	4,705	2,257
20 FAIRFIELD	14,245	6,756	47.42	2,924	3,832	3,372	3,384
21 FLORENCE	74,123	31,745	42.82	13,995	17,750	21,680	10,065
22 GEORGETOWN	37,737	16,104	42.67	7,347	8,757	11,715	4,389
23 GREENVILLE	238,205	110,493	46.38	51,126	59,367	94,879	15,614
24 GREENWOOD	36,719	16,938	46.12	7,701	9,237	12,902	4,036
25 HAMPTON	13,677	6,561	47.97	2,787	3,774	3,073	3,488
26 HORRY	139,414	55,546	39.84	26,285	29,261	50,002	5,544
27 JASPER	12,001	4,279	35.65	1,837	2,442	1,992	2,287
28 KERSHAW	34,700	17,688	50.97	8,010	9,678	13,622	4,066
29 LANCASTER	34,819	15,601	44.80	7,165	8,436	12,510	3,091
30 LAURENS	35,515	15,350	43.22	6,942	8,408	12,199	3,151
31 LEE	12,282	4,842	39.42	2,081	2,761	2,144	2,698
32 LEXINGTON	140,721	66,618	47.34	30,714	35,904	60,610	6,008
33 MCCORMICK	6,192	3,343	53.98	1,520	1,823	2,108	1,235
34 MARION	21,973	7,639	34.76	3,136	4,503	3,859	3,780
35 MARLBORO	16,832	5,360	31.84	2,332	3,028	2,821	2,539
36 NEWBERRY	19,912	10,167	51.05	4,591	5,576	8,016	2,151
37 OCONEE	39,294	19,863	50.54	9,665	10,198	18,692	1,171
38 ORANGEBURG	59,175	23,772	40.17	9,902	13,870	9,709	14,063
39 PICKENS	60,067	27,977	46.57	13,315	14,662	26,445	1,532
40 RICHLAND	205,483	92,255	44.89	39,879	52,376	55,599	36,656
41 SALUDA	11,359	5,620	49.47	2,555	3,065	4,327	1,293
42 SPARTANBURG	143,804	63,136	43.90	29,303	33,833	53,147	9,989
43 SUMTER	59,807	22,779	38.08	9,872	12,907	12,833	9,946
44 UNION	16,998	7,979	46.94	3,578	4,401	6,000	1,979
45 WILLIAMSBURG	21,964	9,036	41.14	3,745	5,291	3,335	5,701
46 YORK	111,826	52,118	46.60	24,190	27,928	44,960	7,158
47 STATE TOTALS	2,452,718	1,102,700	44.95	500,023	602,677	841,937	260,763



SOUTH CAROLINA VOTING HISTORY AND STATISTICS  
 ELECTION 11618 11/07/2006 - 2006 STATEWIDE GENERAL ELEC.  
 VOTER ACTIVITY BREAKDOWN BY AGE WITHIN COUNTY

SELVR210

COUNTY	TOTAL REGISTERED	-----18 - 21-----			-----22 - 44-----			-----45 - 64-----			-----65 & OVER-----				
		TOTAL VOTED	% VOTED	TOTAL REGISTERED	TOTAL VOTED	% VOTED	TOTAL REGISTERED	TOTAL VOTED	% VOTED	TOTAL REGISTERED	TOTAL VOTED	% VOTED			
01 ABBEVILLE	14,091	6,681	47.41	500	142	28.40	5,073	1,815	35.77	5,262	3,008	57.16	3,256	1,716	52.70
02 AIKEN	87,039	41,097	47.21	3,440	827	24.04	32,744	10,730	32.76	33,037	18,721	56.66	17,818	10,819	60.71
03 ALLENDALE	6,285	2,326	37.00	351	64	18.23	2,416	628	25.99	2,216	1,024	46.20	1,302	610	46.85
04 ANDERSON	97,128	45,331	46.67	3,442	938	27.25	38,172	13,448	35.23	35,897	19,816	55.20	19,617	11,129	56.73
05 BAMBERG	9,017	3,975	44.08	420	97	23.09	3,356	1,040	30.98	3,262	1,776	54.44	1,979	1,062	53.66
06 BARNWELL	12,993	5,924	45.59	577	131	22.70	5,141	1,676	32.60	4,888	2,750	56.26	2,387	1,367	57.26
07 BEAUFORT	84,830	37,417	44.10	2,087	331	15.86	25,930	5,835	22.50	31,255	15,950	51.03	25,558	15,301	59.86
08 BERKELEY	77,950	34,911	44.78	3,390	698	20.58	33,610	11,040	32.84	29,564	16,357	55.32	11,386	6,816	59.86
09 CALHOUN	10,038	4,611	45.93	375	124	33.06	3,751	1,302	34.71	3,944	2,165	54.89	1,968	1,020	51.82
10 CHARLESTON	177,039	93,336	52.72	7,938	1,741	21.93	73,125	30,094	41.15	63,951	40,636	63.54	32,025	20,865	65.15
11 CHEROKEE	30,061	13,705	45.59	1,171	291	24.85	12,574	4,358	34.65	10,734	5,939	55.32	5,582	3,117	55.84
12 CHESTER	20,402	7,725	37.86	706	143	20.25	7,924	1,974	24.91	7,644	3,528	46.15	4,128	2,080	50.38
13 CHESTERFIELD	21,806	8,680	39.80	766	164	21.40	8,360	2,356	28.18	8,216	3,978	48.41	4,464	2,182	48.87
14 CLARENDON	21,815	8,982	41.17	957	203	21.21	7,692	2,130	27.69	8,061	4,091	50.75	5,105	2,558	50.10
15 COLLETON	21,666	9,875	45.57	869	178	20.48	8,252	2,608	31.60	8,281	4,427	53.45	4,264	2,662	62.42
16 DARLINGTON	38,638	15,893	41.13	1,645	346	21.03	15,179	4,207	27.71	14,397	7,328	50.89	7,417	4,012	54.09
17 DILLON	19,617	6,306	32.14	891	162	18.18	8,430	1,833	21.74	6,778	2,821	41.61	3,518	1,490	42.35
18 DORCHESTER	68,431	29,398	42.96	2,708	588	21.71	29,619	9,414	31.78	25,885	13,745	53.10	10,219	5,651	55.29
19 EDGEFIELD	15,028	6,962	46.32	555	164	29.54	5,779	1,943	33.62	5,915	3,263	55.16	2,779	1,592	57.28
20 FAIRFIELD	14,245	6,756	47.42	600	136	22.66	5,377	1,862	34.62	5,568	3,225	57.92	2,700	1,533	56.77
21 FLORENCE	74,123	31,745	42.82	3,409	649	19.03	30,317	9,626	31.75	27,261	14,493	53.16	13,136	6,977	53.11
22 GEORGETOWN	37,737	16,104	42.67	1,287	200	15.54	12,095	3,368	27.84	14,754	7,468	50.61	9,601	5,068	52.78
23 GREENVILLE	238,205	110,493	46.38	8,958	2,444	27.28	101,413	35,176	34.68	86,333	48,326	55.97	41,501	24,547	59.14
24 GREENWOOD	36,719	16,938	46.12	1,591	357	22.43	14,128	4,630	32.77	13,237	7,366	55.64	7,763	4,585	59.06
25 HAMPTON	13,677	6,561	47.97	776	212	27.31	5,567	2,001	35.94	4,893	2,828	57.79	2,441	1,520	62.26
26 HORRY	139,414	55,546	39.84	4,247	675	15.89	50,906	12,630	24.81	51,144	24,043	47.01	33,117	18,198	54.95
27 JASPER	12,001	4,279	35.65	564	90	15.95	4,729	1,171	24.76	4,316	1,930	44.71	2,392	1,088	45.48
28 KERSHAW	34,700	17,688	50.97	1,449	424	29.26	13,404	5,239	39.08	13,296	8,041	60.47	6,551	3,984	60.81
29 LANCASTER	34,819	15,601	44.80	1,341	296	22.07	13,422	4,456	33.19	12,830	6,896	53.74	7,226	3,953	54.70
30 LAURENS	35,515	15,350	43.22	1,323	330	24.94	13,626	4,308	31.61	13,145	6,791	51.66	7,421	3,921	52.83
31 LEE	12,282	4,842	39.42	582	129	22.16	4,735	1,353	28.57	4,502	2,177	48.35	2,463	1,183	48.03
32 LEXINGTON	140,721	66,618	47.34	6,236	1,721	27.59	58,952	20,986	35.59	53,341	30,696	57.54	22,192	13,215	59.54
33 MCCORMICK	6,192	3,343	53.98	172	33	19.18	1,627	514	31.59	2,524	1,576	62.44	1,869	1,220	65.27
34 MARION	21,973	7,639	34.76	1,055	140	13.27	8,846	2,113	23.88	7,941	3,522	44.35	4,131	1,864	45.12
35 MARLBORO	16,832	5,360	31.84	781	109	13.95	6,694	1,359	20.30	6,028	2,518	41.77	3,329	1,374	41.27
36 NEWBERRY	19,912	10,167	51.05	710	195	27.46	7,107	2,801	39.41	7,556	4,514	59.74	4,539	2,657	58.53
37 OCONEE	39,294	19,863	50.54	1,254	310	24.72	13,044	4,718	36.16	14,852	8,636	58.14	10,144	6,199	61.11
38 ORANGEBURG	59,175	23,772	40.17	4,004	636	15.88	23,523	6,348	26.98	20,129	10,513	52.22	11,519	6,275	54.47
39 PICKENS	60,067	27,977	46.57	2,690	725	26.95	25,200	8,781	34.84	21,352	12,184	57.06	10,825	6,287	58.07
40 RICHLAND	205,483	92,255	44.89	10,608	2,393	22.55	93,603	31,786	33.95	71,829	41,132	57.26	29,443	16,944	57.54
41 SALUDA	11,359	5,620	49.47	440	125	28.40	4,048	1,536	37.94	4,231	2,485	58.73	2,640	1,474	55.83
42 SPARTANBURG	143,804	63,136	43.90	6,595	1,537	23.30	58,146	19,714	33.90	52,553	27,560	52.44	26,510	14,325	54.03
43 SUMTER	59,807	22,779	38.08	2,954	522	17.67	24,994	6,059	24.24	20,910	10,339	49.44	10,949	5,859	53.51
44 UNION	16,998	7,979	46.94	560	148	26.42	6,074	2,145	35.31	6,331	3,524	55.66	4,033	2,162	53.60
45 WILLIAMSBURG	21,964	9,036	41.14	930	175	18.81	8,100	2,368	29.23	8,178	4,208	51.45	4,756	2,285	48.04
46 YORK	111,826	52,118	46.60	4,071	1,170	28.73	48,581	17,273	35.55	41,104	22,809	55.49	18,070	10,866	60.13
47 STATE TOTALS	2,452,718	1,102,700	44.95	101,975	23,213	22.76	985,385	322,752	32.75	899,325	491,123	54.61	466,033	265,612	56.99

**South Carolina General Election - Official Results**

**Governor**

<b>COUNTY</b>	<b># OF PRECINCTS</b>	<b>*WINNER* Mark Sanford Republican</b>	<b>Tommy Moore Democrat</b>	<b>W/I Nonpartisan</b>	<b>TOTAL</b>
Abbeville County	19	3,112	3,561	2	6,675
Aiken County	86	21,992	18,827	16	40,835
Allendale County	13	605	1,726	2	2,333
Anderson County	85	26,629	18,011	38	44,678
Bamberg County	18	1,221	2,685	2	3,908
Barnwell County	20	2,474	3,367	4	5,845
Beaufort County	82	24,120	15,374	28	39,522
Berkeley County	59	20,422	13,025	27	33,474
Calhoun County	17	2,156	2,275	5	4,436
Charleston County	195	52,304	39,388	128	91,820
Cherokee County	38	7,948	5,587	5	13,540
Chester County	27	3,591	4,031	5	7,627
Chesterfield County	34	3,811	4,708	2	8,521
Clarendon County	30	3,655	5,176	1	8,832
Colleton County	37	5,134	4,700	7	9,841
Darlington County	38	7,990	7,579	14	15,583
Dillon County	25	2,617	3,515	4	6,136
Dorchester County	54	18,635	9,863	19	28,517
Edgefield County	17	2,723	4,095	6	6,824
Fairfield County	27	2,529	4,073	8	6,610
Florence County	68	17,548	13,930	22	31,500
Georgetown County	39	9,167	7,359	7	16,533
Greenville County	148	71,854	37,777	83	109,714
Greenwood County	43	9,191	7,616	20	16,827
Hampton County	23	2,028	3,970	5	6,003
Horry County	119	34,599	20,253	59	54,911
Jasper County	19	1,531	2,673	3	4,207
Kershaw County	39	9,678	7,983	11	17,672
Lancaster County	34	8,012	7,534	1	15,547
Laurens County	39	8,407	6,752	13	15,172
Lee County	27	1,698	3,069	2	4,769
Lexington County	93	40,016	27,480	221	67,717
Marion County	22	2,902	4,496	2	7,400
Marlboro County	20	1,996	3,405	null	5,401
McCormick County	15	1,432	1,876	0	3,308
Newberry County	35	4,789	5,214	6	10,009
Oconee County	35	11,980	7,607	7	19,594
Orangeburg County	58	8,014	15,553	12	23,579
Pickens County	57	18,922	8,712	29	27,663
Richland County	123	36,044	53,363	97	89,504
Saluda County	23	2,658	2,902	1	5,561
Spartanburg County	101	37,986	24,681	39	62,706
Sumter County	63	10,196	12,510	6	22,712
Union County	28	3,249	4,650	6	7,905
Williamsburg County	33	2,869	5,949	7	8,825
York County	65	31,434	20,196	26	51,656
<b>STATE TOTAL</b>		<b>601,868</b>	<b>489,076</b>	<b>1,008</b>	<b>1,091,952</b>
<b>PERCENTAGES</b>		<b>55.12 %</b>	<b>44.79 %</b>	<b>0.09 %</b>	<b>100.00 %</b>

**South Carolina General Election - Official Results**

**Lt Governor**

<b>COUNTY</b>	<b># OF PRECINCTS</b>	<b>*WINNER* Andre Bauer Republican</b>	<b>Robert Barber Democrat</b>	<b>W/I Nonpartisan</b>	<b>TOTAL</b>
Abbeville County	19	3,240	3,441	5	6,686
Aiken County	86	20,695	19,551	22	40,268
Allendale County	13	589	1,684	1	2,274
Anderson County	85	26,785	17,850	43	44,678
Bamberg County	18	1,245	2,624	1	3,870
Barnwell County	20	2,459	3,305	7	5,771
Beaufort County	82	21,612	17,520	37	39,169
Berkeley County	59	17,111	16,411	39	33,561
Calhoun County	17	1,987	2,423	5	4,415
Charleston County	195	35,707	55,671	144	91,522
Cherokee County	38	8,489	4,993	5	13,487
Chester County	27	3,321	4,220	3	7,544
Chesterfield County	34	3,659	4,773	4	8,436
Clarendon County	30	3,456	5,325	2	8,783
Colleton County	37	4,756	5,014	1	9,771
Darlington County	38	7,045	8,423	21	15,489
Dillon County	25	2,490	3,636	2	6,128
Dorchester County	54	14,871	13,672	34	28,577
Edgefield County	17	3,003	3,760	4	6,767
Fairfield County	27	2,296	4,261	5	6,562
Florence County	68	15,557	15,594	46	31,197
Georgetown County	39	7,690	8,765	12	16,467
Greenville County	148	64,664	43,775	210	108,649
Greenwood County	43	8,897	7,826	25	16,748
Hampton County	23	1,904	3,867	3	5,774
Horry County	119	29,445	24,713	47	54,205
Jasper County	19	1,589	2,589	2	4,180
Kershaw County	39	8,742	8,956	18	17,716
Lancaster County	34	7,442	7,935	4	15,381
Laurens County	39	8,294	6,900	13	15,207
Lee County	27	1,574	3,175	3	4,752
Lexington County	93	38,657	28,362	235	67,254
Marion County	22	2,739	4,587	4	7,330
Marlboro County	20	1,733	3,618	8	5,359
McCormick County	15	1,353	1,915	0	3,268
Newberry County	35	4,019	5,930	15	9,964
Oconee County	35	11,623	7,902	12	19,537
Orangeburg County	58	7,202	16,287	12	23,501
Pickens County	57	18,232	9,315	60	27,607
Richland County	123	32,634	56,890	138	89,662
Saluda County	23	2,864	2,728	4	5,596
Spartanburg County	101	36,408	25,720	65	62,193
Sumter County	63	9,018	13,154	16	22,188
Union County	28	4,021	3,850	5	7,876
Williamsburg County	33	2,704	6,049	4	8,757
York County	65	29,593	21,347	26	50,966
<b>STATE TOTAL</b>		<b>543,414</b>	<b>540,306</b>	<b>1,372</b>	<b>1,085,092</b>
<b>PERCENTAGES</b>		<b>50.08 %</b>	<b>49.79 %</b>	<b>0.13 %</b>	<b>100.00 %</b>

**South Carolina General Election - Official Results**

**Secretary of State**

<b>COUNTY</b>	<b># OF PRECINCTS</b>	<b>*WINNER* Mark Hammond Republican</b>	<b>Cheryl L Footman Democrat</b>	<b>W/I Nonpartisan</b>	<b>TOTAL</b>
Abbeville County	19	3,617	2,981	5	6,603
Aiken County	86	26,604	13,316	12	39,932
Allendale County	13	803	1,437	1	2,241
Anderson County	85	29,740	14,152	12	43,904
Bamberg County	18	1,482	2,352	0	3,834
Barnwell County	20	3,156	2,577	2	5,735
Beaufort County	82	24,229	14,656	18	38,903
Berkeley County	59	20,699	12,343	12	33,054
Calhoun County	17	2,418	1,955	3	4,376
Charleston County	195	49,998	39,491	43	89,532
Cherokee County	38	9,060	4,175	3	13,238
Chester County	27	3,767	3,717	4	7,488
Chesterfield County	34	4,144	4,228	3	8,375
Clarendon County	30	4,023	4,699	1	8,723
Colleton County	37	5,541	4,124	5	9,670
Darlington County	38	8,318	7,016	6	15,340
Dillon County	25	2,800	3,222	0	6,022
Dorchester County	54	18,231	9,795	10	28,036
Edgefield County	17	3,937	2,781	4	6,722
Fairfield County	27	2,698	3,714	4	6,416
Florence County	68	18,448	12,536	12	30,996
Georgetown County	39	9,490	6,795	2	16,287
Greenville County	148	74,184	33,389	45	107,618
Greenwood County	43	10,321	6,206	12	16,539
Hampton County	23	2,282	3,370	5	5,657
Horry County	119	35,490	18,279	17	53,786
Jasper County	19	1,678	2,485	3	4,166
Kershaw County	39	11,247	6,187	9	17,443
Lancaster County	34	9,240	6,096	2	15,338
Laurens County	39	9,553	5,505	3	15,061
Lee County	27	1,791	2,933	2	4,726
Lexington County	93	50,520	15,754	77	66,351
Marion County	22	3,193	4,059	4	7,256
Marlboro County	20	2,054	3,222	null	5,276
McCormick County	15	1,601	1,649	0	3,250
Newberry County	35	6,437	3,402	3	9,842
Oconee County	35	13,063	6,155	6	19,224
Orangeburg County	58	8,549	14,795	8	23,352
Pickens County	57	20,413	6,790	14	27,217
Richland County	123	43,354	44,635	54	88,043
Saluda County	23	3,530	1,993	0	5,523
Spartanburg County	101	43,737	18,063	23	61,823
Sumter County	63	11,407	11,045	4	22,456
Union County	28	4,452	3,335	1	7,788
Williamsburg County	33	3,074	5,635	0	8,709
York County	65	32,288	18,167	16	50,471
<b>STATE TOTAL</b>		656,661	415,211	470	1,072,342
<b>PERCENTAGES</b>		61.24 %	38.72 %	0.04 %	100.00 %

**South Carolina General Election - Official Results**

**State Treasurer**

<b>COUNTY</b>	<b># OF PRECINCTS</b>	<b>*WINNER* Thomas Ravenel Republican</b>	<b>Grady L Patterson Jr Democrat</b>	<b>W/I Nonpartisan</b>	<b>TOTAL</b>
Abbeville County	19	2,752	3,959	3	6,714
Aiken County	86	21,916	18,350	24	40,290
Allendale County	13	527	1,746	0	2,273
Anderson County	85	26,348	18,320	18	44,686
Bamberg County	18	1,078	2,804	1	3,883
Barnwell County	20	2,425	3,357	1	5,783
Beaufort County	82	22,951	16,073	17	39,041
Berkeley County	59	18,836	14,713	10	33,559
Calhoun County	17	1,843	2,570	4	4,417
Charleston County	195	43,475	48,127	52	91,654
Cherokee County	38	7,434	5,950	2	13,386
Chester County	27	3,124	4,400	3	7,527
Chesterfield County	34	3,528	4,909	0	8,437
Clarendon County	30	3,409	5,375	1	8,785
Colleton County	37	4,934	4,849	1	9,784
Darlington County	38	7,083	8,418	1	15,502
Dillon County	25	2,230	3,857	0	6,087
Dorchester County	54	16,498	11,996	18	28,512
Edgefield County	17	3,060	3,689	2	6,751
Fairfield County	27	2,235	4,321	4	6,560
Florence County	68	15,909	15,342	6	31,257
Georgetown County	39	8,071	8,473	2	16,546
Greenville County	148	69,168	39,612	53	108,833
Greenwood County	43	9,090	7,689	9	16,788
Hampton County	23	1,736	4,058	1	5,795
Horry County	119	29,385	25,362	9	54,756
Jasper County	19	1,540	2,649	1	4,190
Kershaw County	39	9,415	8,306	7	17,728
Lancaster County	34	7,488	7,857	1	15,346
Laurens County	39	8,267	6,935	7	15,209
Lee County	27	1,501	3,254	3	4,758
Lexington County	93	41,121	26,145	29	67,295
Marion County	22	2,520	4,809	1	7,330
Marlboro County	20	1,609	3,721	null	5,330
McCormick County	15	1,328	1,953	0	3,281
Newberry County	35	5,041	4,934	2	9,977
Oconee County	35	11,916	7,627	5	19,548
Orangeburg County	58	6,992	16,504	8	23,504
Pickens County	57	18,457	9,143	14	27,614
Richland County	123	35,083	54,448	45	89,576
Saluda County	23	2,608	2,974	2	5,584
Spartanburg County	101	37,175	24,985	28	62,188
Sumter County	63	9,709	12,926	4	22,639
Union County	28	3,484	4,351	1	7,836
Williamsburg County	33	2,533	6,246	1	8,780
York County	65	29,708	20,880	17	50,605
<b>STATE TOTAL</b>		<b>566,540</b>	<b>518,966</b>	<b>418</b>	<b>1,085,924</b>
<b>PERCENTAGES</b>		<b>52.17 %</b>	<b>47.79 %</b>	<b>0.04 %</b>	<b>100.00 %</b>

**South Carolina General Election - Official Results**

**Attorney General**

<b>COUNTY</b>	<b># OF PRECINCTS</b>	<b>*WINNER* Henry McMaster Republican</b>	<b>W/I Nonpartisan</b>	<b>TOTAL</b>
Abbeville County	19	4,543	26	4,569
Aiken County	86	30,665	190	30,855
Allendale County	13	1,055	7	1,062
Anderson County	85	35,708	232	35,940
Bamberg County	18	1,846	9	1,855
Barnwell County	20	3,616	16	3,632
Beaufort County	82	28,481	209	28,690
Berkeley County	59	24,799	126	24,925
Calhoun County	17	2,824	19	2,843
Charleston County	195	61,452	792	62,244
Cherokee County	38	10,784	34	10,818
Chester County	27	4,810	32	4,842
Chesterfield County	34	5,226	38	5,264
Clarendon County	30	4,693	19	4,712
Colleton County	37	6,583	41	6,624
Darlington County	38	9,722	45	9,767
Dillon County	25	3,496	11	3,507
Dorchester County	54	21,737	126	21,863
Edgefield County	17	4,481	25	4,506
Fairfield County	27	3,686	24	3,710
Florence County	68	21,524	134	21,658
Georgetown County	39	10,961	60	11,021
Greenville County	148	84,726	812	85,538
Greenwood County	43	12,178	84	12,262
Hampton County	23	3,125	28	3,153
Horry County	119	41,534	235	41,769
Jasper County	19	1,984	15	1,999
Kershaw County	39	13,582	69	13,651
Lancaster County	34	10,988	56	11,044
Laurens County	39	11,465	72	11,537
Lee County	27	2,260	21	2,281
Lexington County	93	57,091	386	57,477
Marion County	22	3,937	28	3,965
Marlboro County	20	2,864	null	2,864
McCormick County	15	1,932	10	1,942
Newberry County	35	7,439	35	7,474
Oconee County	35	15,726	81	15,807
Orangeburg County	58	10,790	95	10,885
Pickens County	57	23,354	170	23,524
Richland County	123	58,375	964	59,339
Saluda County	23	4,127	27	4,154
Spartanburg County	101	47,622	293	47,915
Sumter County	63	13,730	78	13,808
Union County	28	5,441	28	5,469
Williamsburg County	33	3,752	51	3,803
York County	65	38,739	240	38,979
<b>STATE TOTAL</b>		<b>779,453</b>	<b>6,093</b>	<b>785,546</b>
<b>PERCENTAGES</b>		<b>99.22 %</b>	<b>0.78 %</b>	<b>100.00 %</b>

**South Carolina General Election - Official Results**

**Comptroller General**

<b>COUNTY</b>	<b># OF PRECINCTS</b>	<b>*WINNER* Richard Eckstrom Republican</b>	<b>Drew Theodore Democrat</b>	<b>W/I Nonpartisan</b>	<b>TOTAL</b>
Abbeville County	19	3,090	3,519	3	6,612
Aiken County	86	25,211	14,566	7	39,784
Allendale County	13	708	1,513	1	2,222
Anderson County	85	25,456	18,684	22	44,162
Bamberg County	18	1,356	2,489	1	3,846
Barnwell County	20	2,884	2,841	0	5,725
Beaufort County	82	23,429	15,159	14	38,602
Berkeley County	59	19,179	13,838	8	33,025
Calhoun County	17	2,112	2,269	4	4,385
Charleston County	195	46,016	43,421	38	89,475
Cherokee County	38	7,484	5,733	1	13,218
Chester County	27	3,466	3,999	1	7,466
Chesterfield County	34	3,739	4,646	0	8,385
Clarendon County	30	3,631	5,097	4	8,732
Colleton County	37	5,153	4,539	6	9,698
Darlington County	38	7,529	7,861	7	15,397
Dillon County	25	2,425	3,638	0	6,063
Dorchester County	54	16,871	11,129	10	28,010
Edgefield County	17	3,610	3,046	1	6,657
Fairfield County	27	2,269	4,201	1	6,471
Florence County	68	16,731	14,314	17	31,062
Georgetown County	39	8,681	7,606	1	16,288
Greenville County	148	62,944	45,135	45	108,124
Greenwood County	43	8,842	7,707	10	16,559
Hampton County	23	2,052	3,577	4	5,633
Horry County	119	32,662	21,117	12	53,791
Jasper County	19	1,631	2,527	1	4,159
Kershaw County	39	9,370	8,085	5	17,460
Lancaster County	34	8,110	7,112	3	15,225
Laurens County	39	7,838	7,221	4	15,063
Lee County	27	1,634	3,107	2	4,743
Lexington County	93	40,017	26,614	28	66,659
Marion County	22	2,752	4,530	3	7,285
Marlboro County	20	1,755	3,536	null	5,291
McCormick County	15	1,518	1,708	0	3,226
Newberry County	35	4,932	4,947	1	9,880
Oconee County	35	11,173	8,085	1	19,259
Orangeburg County	58	7,713	15,665	7	23,385
Pickens County	57	17,699	9,633	9	27,341
Richland County	123	32,025	56,440	38	88,503
Saluda County	23	2,975	2,555	1	5,531
Spartanburg County	101	35,842	25,559	25	61,426
Sumter County	63	10,384	12,128	4	22,516
Union County	28	3,504	4,275	2	7,781
Williamsburg County	33	2,858	5,890	3	8,751
York County	65	30,194	19,861	17	50,072
<b>STATE TOTAL</b>		571,454	501,122	372	1,072,948
<b>PERCENTAGES</b>		53.26 %	46.71 %	0.03 %	100.00 %

**South Carolina General Election - Official Results**

**State Superintendent of Education**

<b>COUNTY</b>	<b># OF PRECINCTS</b>	<b>Tony Fayyazi Independence</b>	<b>Arnold E Karr Green</b>	<b>Karen Floyd Republican</b>	<b>Tim Moultrie Libertarian</b>	<b>*WINNER* Jim Rex Democrat</b>
Abbeville County	19	104	48	2,696	102	3,674
Aiken County	86	781	477	22,745	984	14,947
Allendale County	13	40	21	627	37	1,520
Anderson County	85	811	355	23,937	1,048	18,114
Bamberg County	18	43	18	1,125	37	2,611
Barnwell County	20	74	35	2,534	62	3,012
Beaufort County	82	926	379	22,123	827	14,312
Berkeley County	59	826	329	17,565	757	13,653
Calhoun County	17	48	27	1,875	57	2,373
Charleston County	195	1,795	1,339	42,321	2,142	42,895
Cherokee County	38	306	154	6,629	194	5,938
Chester County	27	147	85	2,908	121	4,159
Chesterfield County	34	156	67	3,267	87	4,731
Clarendon County	30	73	49	3,222	65	5,329
Colleton County	37	146	68	4,745	139	4,577
Darlington County	38	192	111	6,791	181	8,028
Dillon County	25	77	44	2,152	91	3,684
Dorchester County	54	734	274	15,708	635	10,832
Edgefield County	17	120	38	3,001	118	3,408
Fairfield County	27	80	38	1,841	67	4,417
Florence County	68	411	175	15,114	356	14,958
Georgetown County	39	230	123	7,623	241	8,189
Greenville County	148	1,777	822	61,161	1,808	42,110
Greenwood County	43	253	99	8,092	165	8,021
Hampton County	23	96	49	1,735	65	3,680
Horry County	119	1,431	461	28,556	1,088	22,042
Jasper County	19	62	29	1,533	59	2,437
Kershaw County	39	304	111	8,311	358	8,389
Lancaster County	34	338	162	6,767	258	7,601
Laurens County	39	244	110	7,357	207	7,115
Lee County	27	53	20	1,468	34	3,128
Lexington County	93	990	431	33,234	1,668	30,305
Marion County	22	89	34	2,400	79	4,634
Marlboro County	20	92	31	1,682	60	3,381
McCormick County	15	58	24	1,415	42	1,717
Newberry County	35	119	65	4,019	156	5,532
Oconee County	35	383	172	10,427	405	7,984
Orangeburg County	58	174	92	7,095	193	15,777
Pickens County	57	527	273	16,562	602	9,290
Richland County	123	897	654	28,096	1,738	58,923
Saluda County	23	76	36	2,370	90	2,940
Spartanburg County	101	1,319	405	29,753	818	29,562
Sumter County	63	284	149	8,869	210	12,425
Union County	28	125	80	3,097	64	4,398
Williamsburg County	33	56	34	2,557	57	5,978
York County	65	1,038	398	26,352	1,132	21,182
<b>STATE TOTAL</b>		<b>18,905</b>	<b>8,995</b>	<b>513,457</b>	<b>19,704</b>	<b>513,912</b>
<b>PERCENTAGES</b>		<b>1.75 %</b>	<b>0.83 %</b>	<b>47.45 %</b>	<b>1.82 %</b>	<b>47.50 %</b>



**South Carolina General Election - Official Results**

**State Superintendent of Education**

**(Cont.)**

<b>COUNTY</b>	<b>Ralph Lindblad Constitution</b>	<b>W/ Nonpartisan</b>	<b>TOTAL</b>
Abbeville County	53	1	6,678
Aiken County	255	22	40,211
Allendale County	16	2	2,263
Anderson County	296	17	44,578
Bamberg County	14	1	3,849
Barnwell County	39	1	5,757
Beaufort County	182	12	38,761
Berkeley County	250	23	33,403
Calhoun County	22	7	4,409
Charleston County	343	89	90,924
Cherokee County	137	2	13,360
Chester County	71	2	7,493
Chesterfield County	73	3	8,384
Clarendon County	38	2	8,778
Colleton County	49	4	9,728
Darlington County	101	0	15,404
Dillon County	33	1	6,082
Dorchester County	167	23	28,373
Edgefield County	47	7	6,739
Fairfield County	29	1	6,473
Florence County	141	11	31,166
Georgetown County	69	2	16,477
Greenville County	928	48	108,654
Greenwood County	99	8	16,737
Hampton County	42	7	5,674
Horry County	291	14	53,883
Jasper County	16	6	4,142
Kershaw County	110	9	17,592
Lancaster County	117	6	15,249
Laurens County	133	1	15,167
Lee County	32	0	4,735
Lexington County	408	45	67,081
Marion County	41	1	7,278
Marlboro County	45	2	5,293
McCormick County	11	0	3,267
Newberry County	55	3	9,949
Oconee County	128	10	19,509
Orangeburg County	93	3	23,427
Pickens County	268	9	27,531
Richland County	296	46	90,650
Saluda County	36	2	5,550
Spartanburg County	388	22	62,267
Sumter County	135	6	22,078
Union County	49	2	7,815
Williamsburg County	32	2	8,716
York County	365	15	50,482
<b>STATE TOTAL</b>	<b>6,543</b>	<b>500</b>	<b>1,082,016</b>
<b>PERCENTAGES</b>	<b>0.60 %</b>	<b>0.05 %</b>	<b>100.00 %</b>

**South Carolina General Election - Official Results**

**Adjutant General**

<b>COUNTY</b>	<b># OF PRECINCTS</b>	<b>*WINNER* Stan Spears Republican</b>	<b>Glenn Lindman Democrat</b>	<b>W/I Nonpartisan</b>	<b>TOTAL</b>
Abbeville County	19	3,466	3,106	3	6,575
Aiken County	86	25,722	13,851	10	39,583
Allendale County	13	762	1,483	1	2,246
Anderson County	85	28,410	15,266	22	43,698
Bamberg County	18	1,431	2,396	1	3,828
Barnwell County	20	3,027	2,678	1	5,706
Beaufort County	82	23,054	15,181	13	38,248
Berkeley County	59	19,137	13,497	9	32,643
Calhoun County	17	2,394	1,991	1	4,386
Charleston County	195	43,886	44,027	42	87,955
Cherokee County	38	8,072	5,049	2	13,123
Chester County	27	3,610	3,843	2	7,455
Chesterfield County	34	4,031	4,307	3	8,341
Clarendon County	30	3,874	4,840	2	8,716
Colleton County	37	5,290	4,344	6	9,640
Darlington County	38	7,992	7,289	2	15,283
Dillon County	25	2,682	3,321	0	6,003
Dorchester County	54	16,486	11,140	13	27,639
Edgefield County	17	3,847	2,829	1	6,677
Fairfield County	27	2,629	3,806	0	6,435
Florence County	68	17,878	12,976	11	30,865
Georgetown County	39	8,967	7,202	4	16,173
Greenville County	148	70,939	35,232	33	106,204
Greenwood County	43	9,795	6,587	11	16,393
Hampton County	23	2,190	3,435	3	5,628
Horry County	119	33,324	19,786	12	53,122
Jasper County	19	1,610	2,511	3	4,124
Kershaw County	39	10,751	6,592	5	17,348
Lancaster County	34	8,335	6,865	2	15,202
Laurens County	39	9,120	5,836	3	14,959
Lee County	27	1,733	2,987	1	4,721
Lexington County	93	47,833	18,075	27	65,935
Marion County	22	3,110	4,118	3	7,231
Marlboro County	20	1,916	3,337	null	5,253
McCormick County	15	1,517	1,701	0	3,218
Newberry County	35	6,039	3,784	2	9,825
Oconee County	35	12,319	6,666	0	18,985
Orangeburg County	58	8,298	14,976	7	23,281
Pickens County	57	19,690	7,271	8	26,969
Richland County	123	40,726	48,094	37	88,857
Saluda County	23	3,415	2,099	4	5,518
Spartanburg County	101	38,647	21,986	14	60,647
Sumter County	63	11,031	11,351	5	22,387
Union County	28	4,409	3,391	0	7,800
Williamsburg County	33	2,997	5,710	0	8,707
York County	65	31,480	18,266	13	49,759
<b>STATE TOTAL</b>		<b>617,871</b>	<b>445,078</b>	<b>342</b>	<b>1,063,291</b>
<b>PERCENTAGES</b>		<b>58.11 %</b>	<b>41.86 %</b>	<b>0.03 %</b>	<b>100.00 %</b>

**South Carolina General Election - Official Results**

**Commissioner of Agriculture**

<b>COUNTY</b>	<b># OF PRECINCTS</b>	<b>*WINNER* Hugh Weathers Republican</b>	<b>Emile DeFelice Democrat</b>	<b>W/I Nonpartisan</b>	<b>TOTAL</b>
Abbeville County	19	3,589	3,001	1	6,591
Aiken County	86	26,302	13,387	26	39,715
Allendale County	13	799	1,427	1	2,227
Anderson County	85	29,540	14,244	9	43,793
Bamberg County	18	1,543	2,300	1	3,844
Barnwell County	20	3,174	2,549	3	5,726
Beaufort County	82	23,570	14,709	7	38,286
Berkeley County	59	20,214	12,575	8	32,797
Calhoun County	17	2,405	1,999	2	4,406
Charleston County	195	45,623	42,842	30	88,495
Cherokee County	38	8,704	4,456	2	13,162
Chester County	27	3,689	3,739	2	7,430
Chesterfield County	34	4,294	4,051	3	8,348
Clarendon County	30	3,970	4,749	1	8,720
Colleton County	37	5,622	4,023	4	9,649
Darlington County	38	8,363	6,953	3	15,319
Dillon County	25	2,937	3,070	1	6,008
Dorchester County	54	17,643	10,160	14	27,817
Edgefield County	17	3,908	2,769	3	6,680
Fairfield County	27	2,615	3,749	6	6,370
Florence County	68	18,357	12,514	5	30,876
Georgetown County	39	9,022	7,131	3	16,156
Greenville County	148	72,567	33,860	29	106,456
Greenwood County	43	10,163	6,224	7	16,394
Hampton County	23	2,366	3,263	0	5,629
Horry County	119	33,884	19,392	11	53,287
Jasper County	19	1,668	2,470	2	4,140
Kershaw County	39	10,950	6,371	5	17,326
Lancaster County	34	8,550	6,577	3	15,130
Laurens County	39	9,624	5,376	9	15,009
Lee County	27	1,801	2,906	1	4,708
Lexington County	93	48,678	17,438	26	66,142
Marion County	22	3,256	3,984	0	7,240
Marlboro County	20	2,140	3,117	null	5,257
McCormick County	15	1,557	1,647	1	3,205
Newberry County	35	6,309	3,527	1	9,837
Oconee County	35	13,088	6,061	6	19,155
Orangeburg County	58	8,954	14,445	4	23,403
Pickens County	57	20,301	6,732	16	27,049
Richland County	123	39,944	49,088	31	89,063
Saluda County	23	3,570	1,949	2	5,521
Spartanburg County	101	40,796	20,000	13	60,809
Sumter County	63	11,031	11,316	3	22,350
Union County	28	4,322	3,380	1	7,703
Williamsburg County	33	3,131	5,579	0	8,710
York County	65	31,370	18,156	12	49,538
<b>STATE TOTAL</b>		635,903	429,255	318	1,065,476
<b>PERCENTAGES</b>		59.68 %	40.29 %	0.03 %	100.00 %

**South Carolina General Election - Official Results**

**U S House of Representatives District 1**

COUNTY	# OF PRECINCTS	*WINNER*				W/I
		James E Dunn Green	Henry Brown Republican	Randy Maatta Democrat	Randy Maatta Working Families	
Berkeley County	44	407	16,014	7,163	739	18
Charleston County	166	1,757	43,708	31,528	1,948	55
Dorchester County	43	448	14,773	6,749	710	18
Georgetown County	34	409	7,363	4,614	199	1
Horry County	119	1,266	33,908	18,289	1,279	12
<b>STATE TOTAL</b>		4,287	115,766	68,343	4,875	104
<b>PERCENTAGES</b>		2.22 %	59.87 %	35.34 %	2.52 %	0.05 %

COUNTY	# OF PRECINCTS	TOTAL
Berkeley County	44	24,341
Charleston County	166	78,996
Dorchester County	43	22,698
Georgetown County	34	12,586
Horry County	119	54,754
<b>STATE TOTAL</b>		193,375
<b>PERCENTAGES</b>		100.00 %

**South Carolina General Election - Official Results****U S House of Representatives District 2**

<b>COUNTY</b>	<b># OF PRECINCTS</b>	<b>*WINNER*</b>		<b>W/I Nonpartisan</b>	<b>TOTAL</b>
		Joe Wilson Republican	Michael Ray Ellisor Democrat		
Aiken County	33	4,735	2,627	3	7,365
Allendale County	13	838	1,426	1	2,265
Barnwell County	20	3,200	2,552	0	5,752
Beaufort County	82	24,198	14,811	24	39,033
Calhoun County	11	1,143	736	1	1,880
Hampton County	23	2,409	3,267	2	5,678
Jasper County	19	1,724	2,449	7	4,180
Lexington County	93	49,724	17,315	61	67,100
Orangeburg County	22	3,337	3,121	6	6,464
Richland County	85	36,503	27,786	46	64,335
<b>STATE TOTAL</b>		127,811	76,090	151	204,052
<b>PERCENTAGES</b>		62.64 %	37.29 %	0.07 %	100.00 %

**South Carolina General Election - Official Results**

**U S House of Representatives District 3**

COUNTY	# OF PRECINCTS	*WINNER*	Lee Ballenger	Lee Ballenger	W/I	TOTAL
		J Gresham Barrett Republican	Democrat	Working Families	Nonpartisan	
Abbeville County	19	3,378	3,080	227	3	6,688
Aiken County	74	21,301	10,652	1,041	15	33,009
Anderson County	85	28,035	14,687	1,786	24	44,532
Edgefield County	17	3,829	2,751	180	1	6,761
Greenwood County	43	9,869	6,357	549	4	16,779
Laurens County	39	8,199	5,396	563	4	14,162
McCormick County	15	1,552	1,669	65	0	3,286
Oconee County	35	13,009	6,121	534	4	19,668
Pickens County	57	19,470	7,018	1,075	11	27,574
Saluda County	23	3,240	2,064	224	1	5,529
<b>STATE TOTAL</b>		111,882	59,795	6,244	67	177,988
<b>PERCENTAGES</b>		62.86 %	33.59 %	3.51 %	0.04 %	100.00 %

**South Carolina General Election - Official Results**

**U S House of Representatives District 4**

COUNTY	# OF PRECINCTS	*WINNER*				
		C Faye Walters Green	Bob Inglis Republican	John Cobin Libertarian	William Griff Griffith Democrat	W/I Nonpartisan
Greenville County	148	1,439	70,930	2,782	33,907	56
Laurens County	8	8	645	30	300	0
Spartanburg County	101	814	39,725	1,507	19,909	28
Union County	28	75	4,253	148	3,374	1
<b>STATE TOTAL</b>		2,336	115,553	4,467	57,490	85
<b>PERCENTAGES</b>		1.30 %	64.22 %	2.48 %	31.95 %	0.05 %

COUNTY	# OF PRECINCTS	TOTAL
Greenville County	148	109,114
Laurens County	8	983
Spartanburg County	101	61,983
Union County	28	7,851
<b>STATE TOTAL</b>		179,931
<b>PERCENTAGES</b>		100.00 %

**South Carolina General Election - Official Results****U S House of Representatives District 5**

<b>COUNTY</b>	<b># OF PRECINCTS</b>	<b>*WINNER*</b>		<b>W/I Nonpartisan</b>	<b>TOTAL</b>
		Ralph Norman Republican	John Spratt Democrat		
Cherokee County	38	6,726	6,705	8	13,439
Chester County	27	2,752	4,893	3	7,648
Chesterfield County	34	3,154	5,339	3	8,496
Darlington County	38	6,311	9,197	2	15,510
Dillon County	25	1,791	4,305	1	6,097
Fairfield County	27	1,792	4,777	0	6,569
Florence County	16	1,180	2,016	4	3,200
Kershaw County	39	8,130	9,625	1	17,756
Lancaster County	34	6,824	8,716	7	15,547
Lee County	25	1,180	2,944	1	4,125
Marlboro County	20	1,177	4,212	null	5,389
Newberry County	35	4,431	5,535	2	9,968
Sumter County	31	4,167	5,499	4	9,670
York County	65	25,807	25,906	27	51,740
<b>STATE TOTAL</b>		75,422	99,669	63	175,154
<b>PERCENTAGES</b>		43.06 %	56.90 %	0.04 %	100.00 %



**South Carolina General Election - Official Results**

**U S House of Representatives District 6**

COUNTY	# OF PRECINCTS	Antonio Williams	Gary McLeod	*WINNER*	W/I	TOTAL
		Green	Republican	James E Jim Clyburn Democrat	Nonpartisan	
Bamberg County	18	31	1,156	2,663	0	3,850
Berkeley County	22	152	3,663	5,307	3	9,125
Calhoun County	13	28	1,105	1,388	4	2,525
Charleston County	53	280	2,550	9,096	13	11,939
Clarendon County	30	184	3,331	5,199	12	8,726
Colleton County	36	115	4,833	4,785	5	9,738
Dorchester County	19	81	2,285	3,306	5	5,677
Florence County	65	293	14,272	13,433	12	28,010
Georgetown County	19	23	1,301	2,589	2	3,915
Lee County	9	3	131	501	0	635
Marion County	22	70	2,335	4,891	4	7,300
Orangeburg County	48	132	4,376	12,425	10	16,943
Richland County	65	633	4,365	20,666	11	25,675
Sumter County	49	135	5,120	7,618	4	12,877
Williamsburg County	33	64	2,358	6,346	3	8,771
<b>STATE TOTAL</b>		2,224	53,181	100,213	88	155,706
<b>PERCENTAGES</b>		1.43 %	34.15 %	64.36 %	0.06 %	100.00 %

**South Carolina General Election - Official Results**

**State House of Representatives**

<b>District 1</b>	<b># OF PRECINCTS</b>	<b>*WINNER* Bill Whitmire Republican</b>	<b>Susie Cornelius Democrat</b>	<b>W/I Nonpartisan</b>	<b>TOTAL</b>
Oconee County	17	5,863	2,915	1	8,779
<b>STATE TOTAL</b>		5,863	2,915	1	8,779
<b>PERCENTAGES</b>		66.78 %	33.20 %	0.01 %	100.00 %

<b>District 2</b>	<b># OF PRECINCTS</b>	<b>*WINNER* Bill Sandifer Republican</b>	<b>W/I Nonpartisan</b>	<b>TOTAL</b>
Oconee County	20	8,156	68	8,224
<b>STATE TOTAL</b>		8,156	68	8,224
<b>PERCENTAGES</b>		99.17 %	0.83 %	100.00 %

<b>District 3</b>	<b># OF PRECINCTS</b>	<b>*WINNER* B R Skelton Republican</b>	<b>W/I Nonpartisan</b>	<b>TOTAL</b>
Pickens County	20	5,269	62	5,331
<b>STATE TOTAL</b>		5,269	62	5,331
<b>PERCENTAGES</b>		98.84 %	1.16 %	100.00 %

<b>District 4</b>	<b># OF PRECINCTS</b>	<b>*WINNER* Davey Hiott Republican</b>	<b>W/I Nonpartisan</b>	<b>TOTAL</b>
Pickens County	22	7,818	47	7,865
<b>STATE TOTAL</b>		7,818	47	7,865
<b>PERCENTAGES</b>		99.40 %	0.60 %	100.00 %

<b>District 5</b>	<b># OF PRECINCTS</b>	<b>*WINNER* Phillip Owens Republican</b>	<b>W/I Nonpartisan</b>	<b>TOTAL</b>
Pickens County	23	7,285	52	7,337
<b>STATE TOTAL</b>		7,285	52	7,337
<b>PERCENTAGES</b>		99.29 %	0.71 %	100.00 %

<b>District 6</b>	<b># OF PRECINCTS</b>	<b>*WINNER* Brian White Republican</b>	<b>W/I Nonpartisan</b>	<b>TOTAL</b>
Anderson County	24	7,123	67	7,190
<b>STATE TOTAL</b>		7,123	67	7,190
<b>PERCENTAGES</b>		99.07 %	0.93 %	100.00 %

<b>District 7</b>	<b># OF PRECINCTS</b>	<b>*WINNER* Michael W Gambrell Republican</b>	<b>Ron Gilreath Democrat</b>	<b>W/I Nonpartisan</b>	<b>TOTAL</b>
Abbeville County	5	4	17	0	21
Anderson County	28	4,296	3,351	5	7,652
<b>STATE TOTAL</b>		4,300	3,368	5	7,673
<b>PERCENTAGES</b>		56.04 %	43.89 %	0.07 %	100.00 %

<b>District 8</b>	<b># OF PRECINCTS</b>	<b>*WINNER* Don Bowen Republican</b>	<b>Michael Carmany Libertarian</b>	<b>W/I Nonpartisan</b>	<b>TOTAL</b>
Anderson County	23	5,427	1,397	27	6,851
Oconee County	6	381	76	0	457
<b>STATE TOTAL</b>		5,808	1,473	27	7,308
<b>PERCENTAGES</b>		79.47 %	20.16 %	0.37 %	100.00 %

<b>District 9</b>	<b># OF PRECINCTS</b>	<b>*WINNER* Michael D Thompson Republican</b>	<b>W/I Nonpartisan</b>	<b>TOTAL</b>
Anderson County	26	6,297	56	6,353
<b>STATE TOTAL</b>		6,297	56	6,353
<b>PERCENTAGES</b>		99.12 %	0.88 %	100.00 %

<b>District 10</b>	<b># OF PRECINCTS</b>	<b>*WINNER* Dan Cooper Republican</b>	<b>W/I Nonpartisan</b>	<b>TOTAL</b>
Anderson County	23	8,530	55	8,585
<b>STATE TOTAL</b>		8,530	55	8,585
<b>PERCENTAGES</b>		99.36 %	0.64 %	100.00 %

<b>District 11</b>	<b># OF PRECINCTS</b>	<b>*WINNER* Paul L Agnew Democrat</b>	<b>W/I Nonpartisan</b>	<b>TOTAL</b>
Abbeville County	18	6,034	29	6,063
Anderson County	14	1,149	6	1,155
<b>STATE TOTAL</b>		7,183	35	7,218
<b>PERCENTAGES</b>		99.52 %	0.48 %	100.00 %

<b>District 12</b>	<b># OF PRECINCTS</b>	<b>Kevin Scharf Republican</b>	<b>*WINNER* Anne Parks Democrat</b>	<b>W/I Nonpartisan</b>	<b>TOTAL</b>
Greenwood County	19	1,515	2,500	3	4,018
McCormick County	15	1,570	1,713	1	3,284
<b>STATE TOTAL</b>		3,085	4,213	4	7,302
<b>PERCENTAGES</b>		42.25 %	57.70 %	0.05 %	100.00 %

District 13	# OF PRECINCTS	*WINNER* Gene Pinson Republican	W/I Nonpartisan	TOTAL
Greenwood County	29	7,106	148	7,254
<b>STATE TOTAL</b>		7,106	148	7,254
<b>PERCENTAGES</b>		97.96 %	2.04 %	100.00 %

District 14	# OF PRECINCTS	*WINNER* Mike Pitts Republican	W/I Nonpartisan	TOTAL
Greenwood County	15	2,623	15	2,638
Laurens County	16	3,842	18	3,860
<b>STATE TOTAL</b>		6,465	33	6,498
<b>PERCENTAGES</b>		99.49 %	0.51 %	100.00 %

District 15	# OF PRECINCTS	*WINNER* Jeff Duncan Republican	Gary Vincent Democrat	W/I Nonpartisan	TOTAL
Laurens County	15	3,036	1,884	9	4,929
Newberry County	13	1,368	721	0	2,089
<b>STATE TOTAL</b>		4,404	2,605	9	7,018
<b>PERCENTAGES</b>		62.75 %	37.12 %	0.13 %	100.00 %

District 16	# OF PRECINCTS	*WINNER* Adam Taylor Republican	W/I Nonpartisan	TOTAL
Greenville County	8	1,507	27	1,534
Laurens County	20	4,007	41	4,048
<b>STATE TOTAL</b>		5,514	68	5,582
<b>PERCENTAGES</b>		98.78 %	1.22 %	100.00 %

District 17	# OF PRECINCTS	*WINNER* Harry Cato Republican	W/I Nonpartisan	TOTAL
Greenville County	21	7,649	77	7,726
<b>STATE TOTAL</b>		7,649	77	7,726
<b>PERCENTAGES</b>		99.00 %	1.00 %	100.00 %

District 18	# OF PRECINCTS	*WINNER* Phil Shoopman Republican	Brandon P Brown Democrat	W/I Nonpartisan	TOTAL
Greenville County	22	6,920	2,562	4	9,486
<b>STATE TOTAL</b>		6,920	2,562	4	9,486
<b>PERCENTAGES</b>		72.95 %	27.01 %	0.04 %	100.00 %

<b>District 19</b>	<b># OF PRECINCTS</b>	<b>*WINNER* Dwight A Loftis Republican</b>	<b>W/I Nonpartisan</b>	<b>TOTAL</b>
Greenville County	21	5,991	67	6,058
<b>STATE TOTAL</b>		5,991	67	6,058
<b>PERCENTAGES</b>		98.89 %	1.11 %	100.00 %

<b>District 20</b>	<b># OF PRECINCTS</b>	<b>*WINNER* Glenn Hamilton Republican</b>	<b>W/I Nonpartisan</b>	<b>TOTAL</b>
Greenville County	23	9,214	83	9,297
<b>STATE TOTAL</b>		9,214	83	9,297
<b>PERCENTAGES</b>		99.11 %	0.89 %	100.00 %

<b>District 21</b>	<b># OF PRECINCTS</b>	<b>*WINNER* Bob Leach Republican</b>	<b>W/I Nonpartisan</b>	<b>TOTAL</b>
Greenville County	24	10,874	86	10,960
<b>STATE TOTAL</b>		10,874	86	10,960
<b>PERCENTAGES</b>		99.22 %	0.78 %	100.00 %

<b>District 22</b>	<b># OF PRECINCTS</b>	<b>*WINNER* Gloria A Haskins Republican</b>	<b>W/I Nonpartisan</b>	<b>TOTAL</b>
Greenville County	18	7,680	114	7,794
<b>STATE TOTAL</b>		7,680	114	7,794
<b>PERCENTAGES</b>		98.54 %	1.46 %	100.00 %

<b>District 23</b>	<b># OF PRECINCTS</b>	<b>*WINNER* Fletcher Smith Democrat</b>	<b>W/I Nonpartisan</b>	<b>TOTAL</b>
Greenville County	21	3,871	41	3,912
<b>STATE TOTAL</b>		3,871	41	3,912
<b>PERCENTAGES</b>		98.95 %	1.05 %	100.00 %

<b>District 24</b>	<b># OF PRECINCTS</b>	<b>*WINNER* Bruce W Bannister Republican</b>	<b>W/I Nonpartisan</b>	<b>TOTAL</b>
Greenville County	27	9,673	85	9,758
<b>STATE TOTAL</b>		9,673	85	9,758
<b>PERCENTAGES</b>		99.13 %	0.87 %	100.00 %

<b>District 25</b>	<b># OF PRECINCTS</b>	<b>*WINNER*</b> Karl B Allen Democrat	W/I Nonpartisan	<b>TOTAL</b>
Greenville County	21	5,207	36	5,243
<b>STATE TOTAL</b>		5,207	36	5,243
<b>PERCENTAGES</b>		99.31 %	0.69 %	100.00 %

<b>District 26</b>	<b># OF PRECINCTS</b>	<b>*WINNER*</b> Rex F Rice Republican	W/I Nonpartisan	<b>TOTAL</b>
Greenville County	15	2,279	16	2,295
Pickens County	12	3,406	20	3,426
<b>STATE TOTAL</b>		5,685	36	5,721
<b>PERCENTAGES</b>		99.37 %	0.63 %	100.00 %

<b>District 27</b>	<b># OF PRECINCTS</b>	<b>*WINNER*</b> Garry R Smith Republican	W/I Nonpartisan	<b>TOTAL</b>
Greenville County	22	8,616	67	8,683
<b>STATE TOTAL</b>		8,616	67	8,683
<b>PERCENTAGES</b>		99.23 %	0.77 %	100.00 %

<b>District 28</b>	<b># OF PRECINCTS</b>	<b>*WINNER*</b> Eric M Bedingfield Republican	John A Langville Constitution	W/I Nonpartisan	<b>TOTAL</b>
Greenville County	22	6,785	1,646	33	8,464
<b>STATE TOTAL</b>		6,785	1,646	33	8,464
<b>PERCENTAGES</b>		80.16 %	19.45 %	0.39 %	100.00 %

<b>District 29</b>	<b># OF PRECINCTS</b>	Danny Stacy Republican	<b>*WINNER*</b> Dennis Carroll Moss Democrat	W/I Nonpartisan	<b>TOTAL</b>
Cherokee County	18	1,920	2,257	4	4,181
Chester County	17	844	954	2	1,800
York County	11	1,783	1,399	2	3,184
<b>STATE TOTAL</b>		4,547	4,610	8	9,165
<b>PERCENTAGES</b>		49.61 %	50.30 %	0.09 %	100.00 %

<b>District 30</b>	<b># OF PRECINCTS</b>	Bobby Beattie Republican	<b>*WINNER*</b> Olin R Phillips Democrat	W/I Nonpartisan	<b>TOTAL</b>
Cherokee County	24	3,243	4,214	1	7,458
<b>STATE TOTAL</b>		3,243	4,214	1	7,458
<b>PERCENTAGES</b>		43.48 %	56.50 %	0.01 %	100.00 %

District 31	# OF PRECINCTS	*WINNER* Harold Mitchell Jr Democrat	W/I Nonpartisan	TOTAL
Spartanburg County	26	3,339	182	3,521
<b>STATE TOTAL</b>		3,339	182	3,521
<b>PERCENTAGES</b>		94.83 %	5.17 %	100.00 %

District 32	# OF PRECINCTS	*WINNER* Doug Smith Republican	W/I Nonpartisan	TOTAL
Spartanburg County	27	6,951	60	7,011
<b>STATE TOTAL</b>		6,951	60	7,011
<b>PERCENTAGES</b>		99.14 %	0.86 %	100.00 %

District 33	# OF PRECINCTS	*WINNER* Lanny Littlejohn Republican	W/I Nonpartisan	TOTAL
Cherokee County	11	1,589	7	1,596
Spartanburg County	21	4,791	24	4,815
<b>STATE TOTAL</b>		6,380	31	6,411
<b>PERCENTAGES</b>		99.52 %	0.48 %	100.00 %

District 34	# OF PRECINCTS	*WINNER* Scott F Talley Republican	W/I Nonpartisan	TOTAL
Spartanburg County	22	6,980	60	7,040
<b>STATE TOTAL</b>		6,980	60	7,040
<b>PERCENTAGES</b>		99.15 %	0.85 %	100.00 %

District 35	# OF PRECINCTS	*WINNER* Keith Kelly Republican	Tom Davies Democrat	W/I Nonpartisan	TOTAL
Spartanburg County	25	6,665	3,006	6	9,677
<b>STATE TOTAL</b>		6,665	3,006	6	9,677
<b>PERCENTAGES</b>		68.87 %	31.06 %	0.06 %	100.00 %

District 36	# OF PRECINCTS	*WINNER* Joe Mahaffey Republican	Henri Thompson Democrat	W/I Nonpartisan	TOTAL
Spartanburg County	20	4,754	2,925	4	7,683
<b>STATE TOTAL</b>		4,754	2,925	4	7,683
<b>PERCENTAGES</b>		61.88 %	38.07 %	0.05 %	100.00 %

<b>District 37</b>	<b># OF PRECINCTS</b>	<b>*WINNER* Ralph Davenport Republican</b>	<b>W/I Nonpartisan</b>	<b>TOTAL</b>
Spartanburg County	16	6,203	86	6,289
<b>STATE TOTAL</b>		6,203	86	6,289
<b>PERCENTAGES</b>		98.63 %	1.37 %	100.00 %

<b>District 38</b>	<b># OF PRECINCTS</b>	<b>*WINNER* Bob Walker Republican</b>	<b>W/I Nonpartisan</b>	<b>TOTAL</b>
Spartanburg County	19	6,865	91	6,956
<b>STATE TOTAL</b>		6,865	91	6,956
<b>PERCENTAGES</b>		98.69 %	1.31 %	100.00 %

<b>District 39</b>	<b># OF PRECINCTS</b>	<b>*WINNER* Marion B Frye Republican</b>	<b>W/I Nonpartisan</b>	<b>TOTAL</b>
Lexington County	10	2,848	17	2,865
Saluda County	22	4,250	47	4,297
<b>STATE TOTAL</b>		7,098	64	7,162
<b>PERCENTAGES</b>		99.11 %	0.89 %	100.00 %

<b>District 40</b>	<b># OF PRECINCTS</b>	<b>*WINNER* Walt McLeod Democrat</b>	<b>W/I Nonpartisan</b>	<b>TOTAL</b>
Lexington County	7	1,113	17	1,130
Newberry County	27	6,771	34	6,805
<b>STATE TOTAL</b>		7,884	51	7,935
<b>PERCENTAGES</b>		99.36 %	0.64 %	100.00 %

<b>District 41</b>	<b># OF PRECINCTS</b>	<b>*WINNER* Creighton B Coleman Democrat</b>	<b>W/I Nonpartisan</b>	<b>TOTAL</b>
Chester County	11	1,211	5	1,216
Fairfield County	27	5,838	31	5,869
<b>STATE TOTAL</b>		7,049	36	7,085
<b>PERCENTAGES</b>		99.49 %	0.51 %	100.00 %

<b>District 42</b>	<b># OF PRECINCTS</b>	<b>*WINNER* Mike Anthony Democrat</b>	<b>W/I Nonpartisan</b>	<b>TOTAL</b>
Spartanburg County	6	327	4	331
Union County	27	6,845	56	6,901
<b>STATE TOTAL</b>		7,172	60	7,232
<b>PERCENTAGES</b>		99.17 %	0.83 %	100.00 %



<b>District 43</b>	<b># OF PRECINCTS</b>	<b>*WINNER* Greg Delleney Republican</b>	<b>W/I Nonpartisan</b>	<b>TOTAL</b>
Chester County	21	3,175	21	3,196
York County	8	2,967	17	2,984
<b>STATE TOTAL</b>		6,142	38	6,180
<b>PERCENTAGES</b>		99.39 %	0.61 %	100.00 %

<b>District 44</b>	<b># OF PRECINCTS</b>	<b>*WINNER* Jimmy Neal Democrat</b>	<b>W/I Nonpartisan</b>	<b>TOTAL</b>
Lancaster County	21	6,962	28	6,990
<b>STATE TOTAL</b>		6,962	28	6,990
<b>PERCENTAGES</b>		99.60 %	0.40 %	100.00 %

<b>District 45</b>	<b># OF PRECINCTS</b>	<b>*WINNER* Mick Mulvaney Republican</b>	<b>Alston DeVenny Democrat</b>	<b>W/I Nonpartisan</b>	<b>TOTAL</b>
Lancaster County	17	3,046	3,588	5	6,639
York County	10	1,901	1,150	2	3,053
<b>STATE TOTAL</b>		4,947	4,738	7	9,692
<b>PERCENTAGES</b>		51.04 %	48.89 %	0.07 %	100.00 %

<b>District 46</b>	<b># OF PRECINCTS</b>	<b>*WINNER* Gary Simrill Republican</b>	<b>W/I Nonpartisan</b>	<b>TOTAL</b>
York County	18	8,179	85	8,264
<b>STATE TOTAL</b>		8,179	85	8,264
<b>PERCENTAGES</b>		98.97 %	1.03 %	100.00 %

<b>District 47</b>	<b># OF PRECINCTS</b>	<b>*WINNER* Herb Kirsh Democrat</b>	<b>W/I Nonpartisan</b>	<b>TOTAL</b>
York County	17	6,714	91	6,805
<b>STATE TOTAL</b>		6,714	91	6,805
<b>PERCENTAGES</b>		98.66 %	1.34 %	100.00 %

<b>District 48</b>	<b># OF PRECINCTS</b>	<b>*WINNER* Carl Gullick Republican</b>	<b>James Miller Democrat</b>	<b>W/I Nonpartisan</b>	<b>TOTAL</b>
York County	19	9,929	4,391	14	14,334
<b>STATE TOTAL</b>		9,929	4,391	14	14,334
<b>PERCENTAGES</b>		69.27 %	30.63 %	0.10 %	100.00 %

<b>District 49</b>	<b># OF PRECINCTS</b>	<b>*WINNER*</b> Bessie Moody Lawrence Democrat	<b>W/I</b> Nonpartisan	<b>TOTAL</b>
York County	17	5,594	55	5,649
<b>STATE TOTAL</b>		5,594	55	5,649
<b>PERCENTAGES</b>		99.03 %	0.97 %	100.00 %

<b>District 50</b>	<b># OF PRECINCTS</b>	<b>*WINNER*</b> Grady Brown Democrat	<b>W/I</b> Nonpartisan	<b>TOTAL</b>
Lee County	26	4,181	40	4,221
Sumter County	16	2,043	8	2,051
<b>STATE TOTAL</b>		6,224	48	6,272
<b>PERCENTAGES</b>		99.23 %	0.77 %	100.00 %

<b>District 51</b>	<b># OF PRECINCTS</b>	<b>*WINNER*</b> David Weeks Democrat	<b>W/I</b> Nonpartisan	<b>TOTAL</b>
Sumter County	28	5,486	13	5,499
<b>STATE TOTAL</b>		5,486	13	5,499
<b>PERCENTAGES</b>		99.76 %	0.24 %	100.00 %

<b>District 52</b>	<b># OF PRECINCTS</b>	<b>*WINNER*</b> Laurie Slade Funderburk Democrat	<b>W/I</b> Nonpartisan	<b>TOTAL</b>
Kershaw County	31	9,103	52	9,155
<b>STATE TOTAL</b>		9,103	52	9,155
<b>PERCENTAGES</b>		99.43 %	0.57 %	100.00 %

<b>District 53</b>	<b># OF PRECINCTS</b>	<b>*WINNER*</b> Ted Martin Vick Democrat	<b>W/I</b> Nonpartisan	<b>TOTAL</b>
Chesterfield County	27	5,520	34	5,554
<b>STATE TOTAL</b>		5,520	34	5,554
<b>PERCENTAGES</b>		99.39 %	0.61 %	100.00 %

<b>District 54</b>	<b># OF PRECINCTS</b>	<b>*WINNER*</b> Douglas Jennings Jr Democrat	<b>W/I</b> Nonpartisan	<b>TOTAL</b>
Chesterfield County	7	417	7	424
Marlboro County	20	4,870	null	4,870
<b>STATE TOTAL</b>		5,287	7	5,294
<b>PERCENTAGES</b>		99.87 %	0.13 %	100.00 %

<b>District 55</b>	<b># OF PRECINCTS</b>	Carl Altman Republican	*WINNER* Jackie Hayes Democrat	W/I Nonpartisan	<b>TOTAL</b>
Dillon County	25	2,099	4,028	2	6,129
Horry County	9	219	225	1	445
<b>STATE TOTAL</b>		2,318	4,253	3	6,574
<b>PERCENTAGES</b>		35.26 %	64.69 %	0.05 %	100.00 %

<b>District 56</b>	<b># OF PRECINCTS</b>	Nancy Blackmon Lee Republican	*WINNER* Denny W Neilson Democrat	W/I Nonpartisan	<b>TOTAL</b>
Chesterfield County	11	236	696	0	932
Darlington County	20	1,745	4,215	0	5,960
<b>STATE TOTAL</b>		1,981	4,911	0	6,892
<b>PERCENTAGES</b>		28.74 %	71.26 %	0.00 %	100.00 %

<b>District 57</b>	<b># OF PRECINCTS</b>	*WINNER* Jim Battle Democrat	W/I Nonpartisan	<b>TOTAL</b>
Marion County	19	6,037	12	6,049
<b>STATE TOTAL</b>		6,037	12	6,049
<b>PERCENTAGES</b>		99.80 %	0.20 %	100.00 %

<b>District 58</b>	<b># OF PRECINCTS</b>	*WINNER* Liston D Barfield Republican	W/I Nonpartisan	<b>TOTAL</b>
Horry County	35	5,576	31	5,607
<b>STATE TOTAL</b>		5,576	31	5,607
<b>PERCENTAGES</b>		99.45 %	0.55 %	100.00 %

<b>District 59</b>	<b># OF PRECINCTS</b>	*WINNER* Terry Alexander Democrat	W/I Nonpartisan	<b>TOTAL</b>
Florence County	23	5,081	35	5,116
Marion County	8	508	1	509
<b>STATE TOTAL</b>		5,589	36	5,625
<b>PERCENTAGES</b>		99.36 %	0.64 %	100.00 %

<b>District 60</b>	<b># OF PRECINCTS</b>	*WINNER* Phillip Lowe Republican	LaRue E Kirby Democrat	W/I Nonpartisan	<b>TOTAL</b>
Florence County	20	3,718	1,942	3	5,663
Sumter County	13	1,210	1,406	1	2,617
<b>STATE TOTAL</b>		4,928	3,348	4	8,280
<b>PERCENTAGES</b>		59.52 %	40.43 %	0.05 %	100.00 %

<b>District 61</b>	<b># OF PRECINCTS</b>	<b>*WINNER*</b> Lester Branham Jr Democrat	<b>W/I Nonpartisan</b>	<b>TOTAL</b>
Florence County	27	5,445	22	5,467
<b>STATE TOTAL</b>		5,445	22	5,467
<b>PERCENTAGES</b>		99.60 %	0.40 %	100.00 %

<b>District 62</b>	<b># OF PRECINCTS</b>	<b>Daniel James Republican</b>	<b>*WINNER*</b> Robert Williams Democrat	<b>W/I Nonpartisan</b>	<b>TOTAL</b>
Darlington County	17	1,820	3,120	1	4,941
Florence County	16	444	1,509	0	1,953
<b>STATE TOTAL</b>		2,264	4,629	1	6,894
<b>PERCENTAGES</b>		32.84 %	67.15 %	0.01 %	100.00 %

<b>District 63</b>	<b># OF PRECINCTS</b>	<b>*WINNER*</b> Kris Crawford Republican	<b>Steven M Calcutt Democrat</b>	<b>W/I Nonpartisan</b>	<b>TOTAL</b>
Florence County	24	7,170	3,360	4	10,534
<b>STATE TOTAL</b>		7,170	3,360	4	10,534
<b>PERCENTAGES</b>		68.07 %	31.90 %	0.04 %	100.00 %

<b>District 64</b>	<b># OF PRECINCTS</b>	<b>*WINNER*</b> Cathy Harvin Democrat	<b>W/I Nonpartisan</b>	<b>TOTAL</b>
Clarendon County	28	7,010	21	7,031
Williamsburg County	9	339	2	341
<b>STATE TOTAL</b>		7,349	23	7,372
<b>PERCENTAGES</b>		99.69 %	0.31 %	100.00 %

<b>District 65</b>	<b># OF PRECINCTS</b>	<b>*WINNER*</b> Jay Lucas Republican	<b>W/I Nonpartisan</b>	<b>TOTAL</b>
Chesterfield County	8	570	2	572
Darlington County	14	3,439	13	3,452
Kershaw County	13	932	2	934
Lancaster County	7	603	1	604
<b>STATE TOTAL</b>		5,544	18	5,562
<b>PERCENTAGES</b>		99.68 %	0.32 %	100.00 %

<b>District 66</b>	<b># OF PRECINCTS</b>	<b>Tim Hawkins Republican</b>	<b>*WINNER*</b> Gilda CobbHunter Democrat	<b>W/I Nonpartisan</b>	<b>TOTAL</b>
Orangeburg County	24	2,340	6,426	7	8,773
<b>STATE TOTAL</b>		2,340	6,426	7	8,773
<b>PERCENTAGES</b>		26.67 %	73.25 %	0.08 %	100.00 %

<b>District 67</b>	<b># OF PRECINCTS</b>	<b>*WINNER*</b> Murrell Smith Republican	<b>W/I</b> Nonpartisan	<b>TOTAL</b>
Clarendon County	8	323	0	323
Sumter County	25	6,307	18	6,325
<b>STATE TOTAL</b>		6,630	18	6,648
<b>PERCENTAGES</b>		99.73 %	0.27 %	100.00 %

<b>District 68</b>	<b># OF PRECINCTS</b>	<b>*WINNER*</b> Thad Viers Republican	<b>W/I</b> Nonpartisan	<b>TOTAL</b>
Horry County	20	5,897	558	6,455
<b>STATE TOTAL</b>		5,897	558	6,455
<b>PERCENTAGES</b>		91.36 %	8.64 %	100.00 %

<b>District 69</b>	<b># OF PRECINCTS</b>	<b>*WINNER*</b> Ted Pitts Republican	<b>W/I</b> Nonpartisan	<b>TOTAL</b>
Lexington County	23	10,100	56	10,156
<b>STATE TOTAL</b>		10,100	56	10,156
<b>PERCENTAGES</b>		99.45 %	0.55 %	100.00 %

<b>District 70</b>	<b># OF PRECINCTS</b>	<b>*WINNER*</b> Joseph Joe Neal Democrat	<b>W/I</b> Nonpartisan	<b>TOTAL</b>
Richland County	12	3,077	8	3,085
Sumter County	21	2,396	14	2,410
<b>STATE TOTAL</b>		5,473	22	5,495
<b>PERCENTAGES</b>		99.60 %	0.40 %	100.00 %

<b>District 71</b>	<b># OF PRECINCTS</b>	<b>*WINNER*</b> Nathan Ballentine Republican	<b>W/I</b> Nonpartisan	<b>TOTAL</b>
Lexington County	6	576	0	576
Richland County	18	10,271	74	10,345
<b>STATE TOTAL</b>		10,847	74	10,921
<b>PERCENTAGES</b>		99.32 %	0.68 %	100.00 %

<b>District 72</b>	<b># OF PRECINCTS</b>	<b>*WINNER*</b> James Smith Democrat	<b>W/I</b> Nonpartisan	<b>TOTAL</b>
Richland County	28	5,545	40	5,585
<b>STATE TOTAL</b>		5,545	40	5,585
<b>PERCENTAGES</b>		99.28 %	0.72 %	100.00 %

<b>District 73</b>	<b># OF PRECINCTS</b>	<b>*WINNER* Chris Hart Democrat</b>	<b>W/I Nonpartisan</b>	<b>TOTAL</b>
Richland County	25	5,520	22	5,542
<b>STATE TOTAL</b>		5,520	22	5,542
<b>PERCENTAGES</b>		99.60 %	0.40 %	100.00 %

<b>District 74</b>	<b># OF PRECINCTS</b>	<b>*WINNER* Todd Rutherford Democrat</b>	<b>W/I Nonpartisan</b>	<b>TOTAL</b>
Richland County	32	5,547	45	5,592
<b>STATE TOTAL</b>		5,547	45	5,592
<b>PERCENTAGES</b>		99.20 %	0.80 %	100.00 %

<b>District 75</b>	<b># OF PRECINCTS</b>	<b>*WINNER* Jim Harrison Republican</b>	<b>Boyd E Summers Democrat</b>	<b>W/I Nonpartisan</b>	<b>TOTAL</b>
Richland County	30	6,104	4,928	3	11,035
<b>STATE TOTAL</b>		6,104	4,928	3	11,035
<b>PERCENTAGES</b>		55.31 %	44.66 %	0.03 %	100.00 %

<b>District 76</b>	<b># OF PRECINCTS</b>	<b>Victor Kocher Libertarian</b>	<b>*WINNER* Leon Howard Democrat</b>	<b>W/I Nonpartisan</b>	<b>TOTAL</b>
Richland County	26	959	6,540	23	7,522
<b>STATE TOTAL</b>		959	6,540	23	7,522
<b>PERCENTAGES</b>		12.75 %	86.94 %	0.31 %	100.00 %

<b>District 77</b>	<b># OF PRECINCTS</b>	<b>Denise H Jones Republican</b>	<b>*WINNER* John L Scott Jr Democrat</b>	<b>W/I Nonpartisan</b>	<b>TOTAL</b>
Richland County	20	3,576	5,985	3	9,564
<b>STATE TOTAL</b>		3,576	5,985	3	9,564
<b>PERCENTAGES</b>		37.39 %	62.58 %	0.03 %	100.00 %

<b>District 78</b>	<b># OF PRECINCTS</b>	<b>*WINNER* Joan Brady Republican</b>	<b>W/I Nonpartisan</b>	<b>TOTAL</b>
Richland County	27	7,734	86	7,820
<b>STATE TOTAL</b>		7,734	86	7,820
<b>PERCENTAGES</b>		98.90 %	1.10 %	100.00 %

<b>District 79</b>	<b># OF PRECINCTS</b>	John JC Nelums United Citizens	*WINNER* Bill Cotty Republican	Michael Letts Petition	Anton Gunn Democrat	Anton Gunn Working Families
Kershaw County	9	70	3,167	586	1,488	144
Richland County	14	123	3,079	727	4,035	281
<b>STATE TOTAL</b>		193	6,246	1,313	5,523	425
<b>PERCENTAGES</b>		1.41 %	45.55 %	9.58 %	40.28 %	3.10 %

<b>District 79 (cont.)</b>	<b># OF PRECINCTS</b>	W/I Nonpartisan	<b>TOTAL</b>
Kershaw County	9	9	5,464
Richland County	14	3	8,248
<b>STATE TOTAL</b>		12	13,712
<b>PERCENTAGES</b>		0.09 %	100.00 %

<b>District 80</b>	<b># OF PRECINCTS</b>	Ray Maly Republican	*WINNER* Jimmy C Bales Democrat	W/I Nonpartisan	<b>TOTAL</b>
Richland County	26	2,225	5,097	2	7,324
<b>STATE TOTAL</b>		2,225	5,097	2	7,324
<b>PERCENTAGES</b>		30.38 %	69.59 %	0.03 %	100.00 %

<b>District 81</b>	<b># OF PRECINCTS</b>	*WINNER* Skipper Perry Republican	W/I Nonpartisan	<b>TOTAL</b>
Aiken County	35	9,404	136	9,540
<b>STATE TOTAL</b>		9,404	136	9,540
<b>PERCENTAGES</b>		98.57 %	1.43 %	100.00 %

<b>District 82</b>	<b># OF PRECINCTS</b>	*WINNER* William Bill Clyburn Democrat	W/I Nonpartisan	<b>TOTAL</b>
Aiken County	20	2,136	16	2,152
Edgefield County	15	4,189	35	4,224
<b>STATE TOTAL</b>		6,325	51	6,376
<b>PERCENTAGES</b>		99.20 %	0.80 %	100.00 %

<b>District 83</b>	<b># OF PRECINCTS</b>	*WINNER* Don Smith Republican	W/I Nonpartisan	<b>TOTAL</b>
Aiken County	28	6,351	41	6,392
Edgefield County	7	1,334	4	1,338
<b>STATE TOTAL</b>		7,685	45	7,730
<b>PERCENTAGES</b>		99.42 %	0.58 %	100.00 %

<b>District 84</b>	<b># OF PRECINCTS</b>	<b>*WINNER* James Roland Smith Republican</b>	<b>W/I Nonpartisan</b>	<b>TOTAL</b>
Aiken County	30	6,410	65	6,475
<b>STATE TOTAL</b>		6,410	65	6,475
<b>PERCENTAGES</b>		99.00 %	1.00 %	100.00 %

<b>District 85</b>	<b># OF PRECINCTS</b>	<b>*WINNER* Chip Huggins Republican</b>	<b>W/I Nonpartisan</b>	<b>TOTAL</b>
Lexington County	19	11,081	66	11,147
<b>STATE TOTAL</b>		11,081	66	11,147
<b>PERCENTAGES</b>		99.41 %	0.59 %	100.00 %

<b>District 86</b>	<b># OF PRECINCTS</b>	<b>*WINNER* James E Jim Stewart Jr Republican</b>	<b>W/I Nonpartisan</b>	<b>TOTAL</b>
Aiken County	34	7,215	39	7,254
<b>STATE TOTAL</b>		7,215	39	7,254
<b>PERCENTAGES</b>		99.46 %	0.54 %	100.00 %

<b>District 87</b>	<b># OF PRECINCTS</b>	<b>*WINNER* Nikki Haley Republican</b>	<b>W/I Nonpartisan</b>	<b>TOTAL</b>
Lexington County	23	11,387	60	11,447
<b>STATE TOTAL</b>		11,387	60	11,447
<b>PERCENTAGES</b>		99.48 %	0.52 %	100.00 %

<b>District 88</b>	<b># OF PRECINCTS</b>	<b>*WINNER* Mac Toole Republican</b>	<b>W/I Nonpartisan</b>	<b>TOTAL</b>
Lexington County	18	6,723	51	6,774
<b>STATE TOTAL</b>		6,723	51	6,774
<b>PERCENTAGES</b>		99.25 %	0.75 %	100.00 %

<b>District 89</b>	<b># OF PRECINCTS</b>	<b>*WINNER* Kenny Bingham Republican</b>	<b>W/I Nonpartisan</b>	<b>TOTAL</b>
Lexington County	21	7,397	61	7,458
<b>STATE TOTAL</b>		7,397	61	7,458
<b>PERCENTAGES</b>		99.18 %	0.82 %	100.00 %



<b>District 90</b>	<b># OF PRECINCTS</b>	<b>*WINNER* B Sellers Democrat</b>	<b>W/I Nonpartisan</b>	<b>TOTAL</b>
Bamberg County	18	3,020	109	3,129
Barnwell County	7	261	8	269
Orangeburg County	15	2,425	49	2,474
<b>STATE TOTAL</b>		5,706	166	5,872
<b>PERCENTAGES</b>		97.17 %	2.83 %	100.00 %

<b>District 91</b>	<b># OF PRECINCTS</b>	<b>*WINNER* Lonnie Hosey Democrat</b>	<b>W/I Nonpartisan</b>	<b>TOTAL</b>
Allendale County	13	2,047	7	2,054
Barnwell County	19	4,180	19	4,199
<b>STATE TOTAL</b>		6,227	26	6,253
<b>PERCENTAGES</b>		99.58 %	0.42 %	100.00 %

<b>District 92</b>	<b># OF PRECINCTS</b>	<b>*WINNER* Shirley Hinson Republican</b>	<b>W/I Nonpartisan</b>	<b>TOTAL</b>
Berkeley County	20	6,779	67	6,846
<b>STATE TOTAL</b>		6,779	67	6,846
<b>PERCENTAGES</b>		99.02 %	0.98 %	100.00 %

<b>District 93</b>	<b># OF PRECINCTS</b>	<b>*WINNER* Harry L Ott Jr Democrat</b>	<b>W/I Nonpartisan</b>	<b>TOTAL</b>
Calhoun County	17	3,717	53	3,770
Lexington County	9	724	9	733
Orangeburg County	14	2,844	16	2,860
<b>STATE TOTAL</b>		7,285	78	7,363
<b>PERCENTAGES</b>		98.94 %	1.06 %	100.00 %

<b>District 94</b>	<b># OF PRECINCTS</b>	<b>*WINNER* Converse Chellis Republican</b>	<b>W/I Nonpartisan</b>	<b>TOTAL</b>
Charleston County	10	406	4	410
Dorchester County	20	6,596	54	6,650
<b>STATE TOTAL</b>		7,002	58	7,060
<b>PERCENTAGES</b>		99.18 %	0.82 %	100.00 %

<b>District 95</b>	<b># OF PRECINCTS</b>	<b>*WINNER* Jerry N Govan Jr Democrat</b>	<b>W/I Nonpartisan</b>	<b>TOTAL</b>
Orangeburg County	28	6,655	85	6,740
<b>STATE TOTAL</b>		6,655	85	6,740
<b>PERCENTAGES</b>		98.74 %	1.26 %	100.00 %

<b>District 96</b>	<b># OF PRECINCTS</b>	<b>*WINNER* Kit Spires Republican</b>	<b>Sadie Kirkland Wannamaker Democrat</b>	<b>W/I Nonpartisan</b>	<b>TOTAL</b>
Aiken County	11	415	457	1	873
Lexington County	19	3,910	2,082	9	6,001
<b>STATE TOTAL</b>		4,325	2,539	10	6,874
<b>PERCENTAGES</b>		62.92 %	36.94 %	0.15 %	100.00 %

<b>District 97</b>	<b># OF PRECINCTS</b>	<b>George Bailey Republican</b>	<b>*WINNER* Patsy G Knight Democrat</b>	<b>W/I Nonpartisan</b>	<b>TOTAL</b>
Dorchester County	22	4,674	4,880	6	9,560
<b>STATE TOTAL</b>		4,674	4,880	6	9,560
<b>PERCENTAGES</b>		48.89 %	51.05 %	0.06 %	100.00 %

<b>District 98</b>	<b># OF PRECINCTS</b>	<b>*WINNER* Annette D Young Republican</b>	<b>W/I Nonpartisan</b>	<b>TOTAL</b>
Dorchester County	22	7,845	73	7,918
<b>STATE TOTAL</b>		7,845	73	7,918
<b>PERCENTAGES</b>		99.08 %	0.92 %	100.00 %

<b>District 99</b>	<b># OF PRECINCTS</b>	<b>*WINNER* Jim Merrill Republican</b>	<b>W/I Nonpartisan</b>	<b>TOTAL</b>
Berkeley County	13	5,198	35	5,233
Charleston County	16	1,088	14	1,102
<b>STATE TOTAL</b>		6,286	49	6,335
<b>PERCENTAGES</b>		99.23 %	0.77 %	100.00 %

<b>District 100</b>	<b># OF PRECINCTS</b>	<b>*WINNER* C David Umphlett Jr Republican</b>	<b>W/I Nonpartisan</b>	<b>TOTAL</b>
Berkeley County	27	5,005	17	5,022
<b>STATE TOTAL</b>		5,005	17	5,022
<b>PERCENTAGES</b>		99.66 %	0.34 %	100.00 %

District 101	# OF PRECINCTS	*WINNER* Kenneth Ken Kennedy Democrat	W/I Nonpartisan	TOTAL
Williamsburg County	29	6,396	68	6,464
<b>STATE TOTAL</b>		6,396	68	6,464
<b>PERCENTAGES</b>		98.95 %	1.05 %	100.00 %

District 102	# OF PRECINCTS	*WINNER* Joe Jefferson Jr Democrat	W/I Nonpartisan	TOTAL
Berkeley County	24	6,536	44	6,580
<b>STATE TOTAL</b>		6,536	44	6,580
<b>PERCENTAGES</b>		99.33 %	0.67 %	100.00 %

District 103	# OF PRECINCTS	*WINNER* Carl L Anderson Democrat	W/I Nonpartisan	TOTAL
Georgetown County	24	4,919	29	4,948
Williamsburg County	11	714	0	714
<b>STATE TOTAL</b>		5,633	29	5,662
<b>PERCENTAGES</b>		99.49 %	0.51 %	100.00 %

District 104	# OF PRECINCTS	*WINNER* Tracy R Edge Republican	Charles J Randall Democrat	W/I Nonpartisan	TOTAL
Horry County	27	6,533	3,871	4	10,408
<b>STATE TOTAL</b>		6,533	3,871	4	10,408
<b>PERCENTAGES</b>		62.77 %	37.19 %	0.04 %	100.00 %

District 105	# OF PRECINCTS	*WINNER* W D Billy Witherspoon Republican	W/I Nonpartisan	TOTAL
Horry County	35	7,010	42	7,052
<b>STATE TOTAL</b>		7,010	42	7,052
<b>PERCENTAGES</b>		99.40 %	0.60 %	100.00 %

District 106	# OF PRECINCTS	*WINNER* Nelson Hardwick Republican	W/I Nonpartisan	TOTAL
Horry County	22	8,606	51	8,657
<b>STATE TOTAL</b>		8,606	51	8,657
<b>PERCENTAGES</b>		99.41 %	0.59 %	100.00 %

<b>District 107</b>	<b># OF PRECINCTS</b>	<b>*WINNER* Alan Clemmons Republican</b>	<b>J David Utterback Democrat</b>	<b>W/I Nonpartisan</b>	<b>TOTAL</b>
Horry County	20	4,854	2,784	3	7,641
<b>STATE TOTAL</b>		4,854	2,784	3	7,641
<b>PERCENTAGES</b>		63.53 %	36.44 %	0.04 %	100.00 %

<b>District 108</b>	<b># OF PRECINCTS</b>	<b>Ricky Horne Republican</b>	<b>*WINNER* Vida Miller Democrat</b>	<b>W/I Nonpartisan</b>	<b>TOTAL</b>
Charleston County	13	550	1,109	0	1,659
Georgetown County	23	4,665	5,512	2	10,179
<b>STATE TOTAL</b>		5,215	6,621	2	11,838
<b>PERCENTAGES</b>		44.05 %	55.93 %	0.02 %	100.00 %

<b>District 109</b>	<b># OF PRECINCTS</b>	<b>*WINNER* David Mack III Democrat</b>	<b>W/I Nonpartisan</b>	<b>TOTAL</b>
Charleston County	28	4,686	28	4,714
<b>STATE TOTAL</b>		4,686	28	4,714
<b>PERCENTAGES</b>		99.41 %	0.59 %	100.00 %

<b>District 110</b>	<b># OF PRECINCTS</b>	<b>*WINNER* Chip Limehouse Republican</b>	<b>W/I Nonpartisan</b>	<b>TOTAL</b>
Charleston County	34	8,830	97	8,927
<b>STATE TOTAL</b>		8,830	97	8,927
<b>PERCENTAGES</b>		98.91 %	1.09 %	100.00 %

<b>District 111</b>	<b># OF PRECINCTS</b>	<b>*WINNER* Floyd Breeland Democrat</b>	<b>W/I Nonpartisan</b>	<b>TOTAL</b>
Charleston County	30	6,365	28	6,393
<b>STATE TOTAL</b>		6,365	28	6,393
<b>PERCENTAGES</b>		99.56 %	0.44 %	100.00 %

<b>District 112</b>	<b># OF PRECINCTS</b>	<b>*WINNER* Ben Hagood Republican</b>	<b>W/I Nonpartisan</b>	<b>TOTAL</b>
Charleston County	33	10,979	70	11,049
<b>STATE TOTAL</b>		10,979	70	11,049
<b>PERCENTAGES</b>		99.37 %	0.63 %	100.00 %

District 113	# OF PRECINCTS	*WINNER* J Seth Whipper Democrat	W/I Nonpartisan	TOTAL
Charleston County	29	3,639	42	3,681
<b>STATE TOTAL</b>		3,639	42	3,681
<b>PERCENTAGES</b>		98.86 %	1.14 %	100.00 %

District 114	# OF PRECINCTS	*WINNER* Bobby Harrell Republican	W/I Nonpartisan	TOTAL
Charleston County	26	7,517	86	7,603
Dorchester County	7	762	3	765
<b>STATE TOTAL</b>		8,279	89	8,368
<b>PERCENTAGES</b>		98.94 %	1.06 %	100.00 %

District 115	# OF PRECINCTS	*WINNER* Wallace Scarborough Republican	Eugene Platt Democrat	Eugene Platt. Working Families	W/I Nonpartisan	TOTAL
Charleston County	29	5,970	5,514	416	28	11,928
<b>STATE TOTAL</b>		5,970	5,514	416	28	11,928
<b>PERCENTAGES</b>		50.05 %	46.23 %	3.49 %	0.23 %	100.00 %

District 116	# OF PRECINCTS	*WINNER* Robert L Brown Democrat	W/I Nonpartisan	TOTAL
Charleston County	27	6,200	58	6,258
Colleton County	10	999	7	1,006
<b>STATE TOTAL</b>		7,199	65	7,264
<b>PERCENTAGES</b>		99.11 %	0.89 %	100.00 %

District 117	# OF PRECINCTS	*WINNER* Thomas M Dantzler Republican	W/I Nonpartisan	TOTAL
Berkeley County	13	3,102	19	3,121
Charleston County	14	1,862	30	1,892
<b>STATE TOTAL</b>		4,964	49	5,013
<b>PERCENTAGES</b>		99.02 %	0.98 %	100.00 %

District 118	# OF PRECINCTS	*WINNER* Bill Herbkersman Republican	W/I Nonpartisan	TOTAL
Beaufort County	27	10,342	108	10,450
<b>STATE TOTAL</b>		10,342	108	10,450
<b>PERCENTAGES</b>		98.97 %	1.03 %	100.00 %

<b>District 119</b>	<b># OF PRECINCTS</b>	Suzanne R Piper Republican	*WINNER* Leon Stavrinakis Democrat	W/I Nonpartisan	<b>TOTAL</b>
Charleston County	32	5,195	6,013	9	11,217
<b>STATE TOTAL</b>		5,195	6,013	9	11,217
<b>PERCENTAGES</b>		46.31 %	53.61 %	0.08 %	100.00 %

<b>District 120</b>	<b># OF PRECINCTS</b>	Joe Flowers Republican	*WINNER* Bill Bowers Democrat	W/I Nonpartisan	<b>TOTAL</b>
Colleton County	31	3,143	2,673	3	5,819
Hampton County	13	558	2,594	0	3,152
<b>STATE TOTAL</b>		3,701	5,267	3	8,971
<b>PERCENTAGES</b>		41.26 %	58.71 %	0.03 %	100.00 %

<b>District 121</b>	<b># OF PRECINCTS</b>	Bobby Charles Mayes Republican	*WINNER* Kenneth F Hodges Democrat	W/I Nonpartisan	<b>TOTAL</b>
Beaufort County	18	1,033	2,236	2	3,271
Colleton County	13	1,046	1,570	4	2,620
<b>STATE TOTAL</b>		2,079	3,806	6	5,891
<b>PERCENTAGES</b>		35.29 %	64.61 %	0.10 %	100.00 %

<b>District 122</b>	<b># OF PRECINCTS</b>	*WINNER* Curtis Brantley Democrat	W/I Nonpartisan	<b>TOTAL</b>
Beaufort County	6	58	1	59
Hampton County	17	2,469	7	2,476
Jasper County	19	3,090	58	3,148
<b>STATE TOTAL</b>		5,617	66	5,683
<b>PERCENTAGES</b>		98.84 %	1.16 %	100.00 %

<b>District 123</b>	<b># OF PRECINCTS</b>	*WINNER* Richard Chalk Republican	Flo Rosse Democrat	W/I Nonpartisan	<b>TOTAL</b>
Beaufort County	32	7,422	4,828	7	12,257
<b>STATE TOTAL</b>		7,422	4,828	7	12,257
<b>PERCENTAGES</b>		60.55 %	39.39 %	0.06 %	100.00 %

<b>District 124</b>	<b># OF PRECINCTS</b>	*WINNER* Catherine Ceips Republican	W/I Nonpartisan	<b>TOTAL</b>
Beaufort County	27	7,429	164	7,593
<b>STATE TOTAL</b>		7,429	164	7,593
<b>PERCENTAGES</b>		97.84 %	2.16 %	100.00 %

**South Carolina General Election - Official Results**

**Solicitor**

<b>3<sup>rd</sup> Circuit</b>	<b># OF PRECINCTS</b>	<b>*WINNER* C Kelly Jackson Democrat</b>	<b>W/I Nonpartisan</b>	<b>TOTAL</b>
Clarendon County	30	7,138	22	7,160
Lee County	27	4,064	11	4,075
Sumter County	63	18,015	50	18,065
Williamsburg County	33	7,373	26	7,399
<b>STATE TOTAL</b>				
<b>PERCENTAGES</b>				

<b>5<sup>th</sup> Circuit</b>	<b># OF PRECINCTS</b>	<b>*WINNER* W Barney Giese Democrat</b>	<b>W/I Nonpartisan</b>	<b>TOTAL</b>
Kershaw County	39	13,787	46	13,833
Richland County	123	75,096	308	75,404
<b>STATE TOTAL</b>				
<b>PERCENTAGES</b>				

<b>6<sup>th</sup> Circuit</b>	<b># OF PRECINCTS</b>	<b>*WINNER* Doug Barfield Democrat</b>	<b>W/I Nonpartisan</b>	<b>TOTAL</b>
Chester County	27	6,208	31	6,239
Fairfield County	27	5,599	17	5,616
Lancaster County	34	12,668	53	12,721
<b>STATE TOTAL</b>				
<b>PERCENTAGES</b>				

<b>12<sup>th</sup> Circuit</b>	<b># OF PRECINCTS</b>	<b>*WINNER* Ed Clements Democrat</b>	<b>W/I Nonpartisan</b>	<b>TOTAL</b>
Florence County	68	24,318	144	24,462
Marion County	22	6,274	9	6,283
<b>STATE TOTAL</b>				
<b>PERCENTAGES</b>				

<b>13<sup>th</sup> Circuit</b>	<b># OF PRECINCTS</b>	<b>*WINNER* Bob Ariail Republican</b>	<b>W/I Nonpartisan</b>	<b>TOTAL</b>
Greenville County	148	84,127	500	84,627
Pickens County	57	23,409	149	23,558
<b>STATE TOTAL</b>				
<b>PERCENTAGES</b>				

<b>15<sup>th</sup> Circuit</b>	<b># OF PRECINCTS</b>	<b>*WINNER* Greg Hembree Republican</b>	<b>W/I Nonpartisan</b>	<b>TOTAL</b>
Georgetown County	39	10,999	42	11,041
Horry County	119	42,436	191	42,627
<b>STATE TOTAL</b>				
<b>PERCENTAGES</b>				

**Statewide Constitutional Amendments  
November 7, 2006 General Election**

1. Must Article XVII of the Constitution of this State be amended by adding Section 15 so as to provide that in this State and its political subdivisions, a marriage between one man and one woman is the only lawful domestic union that shall be valid or recognized; that this State and its political subdivisions shall not create, recognize, or give effect to a legal status, right, or claim created by another jurisdiction respecting any other domestic union, however denominated; that this amendment shall not impair any right or benefit extended by the State or its political subdivisions other than a right or benefit arising from a domestic union that is not valid or recognized in this State; and that this amendment shall not prohibit or limit the ability of parties other than the State or its political subdivisions from entering into contracts or other legal instruments?

Yes

No

**Explanation of above:**

This amendment provides that the institution of marriage in South Carolina consists only of the union between one man and one woman. No other domestic union is valid and legal. The State and its political subdivisions are prohibited from creating or recognizing any right or claim respecting any other domestic union, whatever it may be called, or from giving effect to any such right or benefit recognized in any other state or jurisdiction.

However, this amendment also makes clear it does not impair rights or benefits extended by this State, or its political subdivisions not arising from other domestic unions, nor does the amendment prohibit private parties from entering into contracts or other legal instruments.

2 a. Shall Article III, Section 9 of the Constitution of this State be amended so as to provide that the annual session of the General Assembly shall commence on the second Tuesday in January at the State Capitol Building in the City of Columbia, but that each body shall be authorized by majority vote to recede for a period of time not to exceed 30 consecutive calendar days at a time, or by two-thirds vote to recede for a time period of more than 30 consecutive calendar days at a time, and to sit in session at the State Capitol Building in the City of Columbia, and to provide for meetings as each body shall consider appropriate, and to provide for an organizational session for the Senate in those years in which the membership of the Senate is elected and to delete obsolete language relating to earlier sessions of the General Assembly?

Yes

No

**Explanation of above:**

This amendment permits either house by majority vote to recede for not more than thirty days at a time or by a two-thirds vote to recede for more than thirty days at a time, permits each house to meet during the legislative session as it considers appropriate, and permits organizational sessions of the Senate in the years senators are elected after the election before the next regular session the following January. The House is presently permitted to organize this way but the Senate is not.



**2 b.** Shall Article III of the Constitution of this State be amended by deleting Section 21 which provides that neither house of the General Assembly shall, without the consent of the other, adjourn for more than three days, nor to any other place than that in which it shall be at the time sitting?

Yes

No

**Explanation of above:**

This amendment deletes a requirement that prohibits either house from adjourning for more than three days without the consent of the other house. This deletion is necessary to permit the meeting and receding provisions outlined in paragraph one. (from Amendment 2 a)

**3 a.** Must the first sentence of the fourth paragraph of Section 16, Article X of the Constitution of this State relating to the equity securities investments allowed for funds of the various state-operated retirement systems be amended so as to delete the restrictions limiting investments in equity securities to those of American-based corporations registered on an American national exchange as provided in the Securities Exchange Act of 1934 or any successor act, or quoted through the National Association of Securities Dealers Automatic Quotations System or similar service?

Yes

No

**Explanation of above:**

Currently, South Carolina's Retirement Systems may invest only in publicly traded stocks and stocks of companies located in the United States. This amendment would allow prudent investing in all stocks as a means of seeking higher profits.

**3 b.** Must the second through the seventh sentences of the fourth paragraph of Section 16, Article X of the Constitution of this State relating to the establishment and membership of the State Retirement Systems Investment Panel be amended by deleting these sentences thereby abolishing this constitutionally established panel?

Yes

No

**Explanation of above:**

This amendment would eliminate the Investment Panel, an advisory body, and its accompanying expenses.

4. Must Article III and Article X of the Constitution of this State be amended to authorize the General Assembly to establish the method of valuation for real property based on limits to increases in taxable value, adjusted for improvements and losses, of no more than fifteen percent over a five-year period, unless an assessable transfer of interest occurs; to provide that for purposes of calculating the limit on bonded indebtedness of political subdivisions and school districts, the assessed values of all taxable property within a political subdivision or school district shall not be lower than the assessed values for 2006; and to provide that the General Assembly, by general law and not through local legislation pertaining to a single county or other political subdivision, shall provide for the terms, conditions, and procedures to implement the above provisions?

Yes   
No

**Explanation of above:**

This amendment will limit increases in the value of a parcel of real property for purposes of imposing the property tax to no more than fifteen percent every five years after the current value of the property has been adjusted: (1) to reflect improvements made to the parcel; (2) to reflect a decline in the value of the parcel; and (3) to reflect the value of the parcel when ownership of the property changes as the General Assembly by law defines such changes.

5. Must Section 13, Article I of the Constitution of this State be amended so as to provide that except as otherwise provided in the Constitution, private property shall not be condemned by eminent domain for any purpose or benefit, including, but not limited to, the purpose or benefit of economic development, unless the condemnation is for public use; and to further provide that for the limited purpose of the remedy of blight, the General Assembly may provide by law that private property, if it meets certain conditions, may be condemned by eminent domain without the consent of the owner and put to a public use or private use if just compensation is first made for the property; and must Section 17, Article I of the Constitution of this State be amended to delete undesignated paragraphs that give slum clearance and redevelopment power to municipalities and housing or redevelopment authorities in Sumter and Cherokee Counties; and must the Constitution of this State be amended to delete Section 5, Article XIV, which provides slum clearance and redevelopment power over blighted properties to municipalities and housing or redevelopment authorities in Spartanburg, York, Florence, Greenville, Charleston, Richland, and Laurens Counties?"

Yes   
No

**Explanation of above:**

This amendment prohibits the State or a local government from condemning, or taking, private property for any purpose except for a public use, and says that economic development in itself is not a public use; allows the General Assembly to pass a law that allows condemnation for a private use only if the property is blighted and is dangerous to the community's safety and health and if fair compensation is paid; and deletes language about condemnation of blighted areas by some specific local governments.

**South Carolina General Election - Official Results**

**Statewide Constitutional Amendment 1**

<b>COUNTY</b>	<b>*WINNER* Yes</b>	<b>No</b>	<b>TOTAL</b>
Abbeville County	5,838	772	6,610
Aiken County	32,111	6,998	39,109
Allendale County	1,763	349	2,112
Anderson County	38,069	6,370	44,439
Bamberg County	2,738	622	3,360
Barnwell County	4,729	611	5,340
Beaufort County	27,852	11,405	39,257
Berkeley County	25,236	7,724	32,960
Calhoun County	3,319	752	4,071
Charleston County	58,656	31,829	90,485
Cherokee County	12,028	1,291	13,319
Chester County	6,462	1,000	7,462
Chesterfield County	6,731	1,100	7,831
Clarendon County	6,443	1,424	7,867
Colleton County	7,608	1,771	9,379
Darlington County	11,973	2,420	14,393
Dillon County	4,735	727	5,462
Dorchester County	21,559	6,475	28,034
Edgefield County	5,310	1,111	6,421
Fairfield County	4,882	1,241	6,123
Florence County	23,850	6,176	30,026
Georgetown County	12,473	3,732	16,205
Greenville County	86,784	22,380	109,164
Greenwood County	14,278	2,212	16,490
Hampton County	4,595	799	5,394
Horry County	40,348	14,396	54,744
Jasper County	3,491	549	4,040
Kershaw County	14,200	3,145	17,345
Lancaster County	12,702	2,214	14,916
Laurens County	13,097	2,099	15,196
Lee County	3,253	1,087	4,340
Lexington County	53,130	13,959	67,089
Marion County	5,235	1,095	6,330
Marlboro County	4,098	828	4,926
McCormick County	2,552	505	3,057
Newberry County	7,974	1,654	9,628
Oconee County	15,940	3,389	19,329
Orangeburg County	15,494	4,875	20,369
Pickens County	23,120	4,606	27,726
Richland County	59,974	29,938	89,912
Saluda County	4,598	884	5,482
Spartanburg County	51,081	10,519	61,600
Sumter County	16,586	4,417	21,003
Union County	6,917	835	7,752
Williamsburg County	6,784	1,413	8,197
York County	39,485	10,766	50,251
<b>STATE TOTAL</b>	<b>830,081</b>	<b>234,464</b>	<b>1,064,545</b>

## South Carolina General Election - Official Results

### Statewide Constitutional Amendment 2A

COUNTY	*WINNER* Yes	No	TOTAL
Abbeville County	5,226	1,025	6,251
Aiken County	31,042	6,439	37,481
Allendale County	1,541	379	1,920
Anderson County	34,864	7,433	42,297
Bamberg County	2,573	666	3,239
Barnwell County	4,202	913	5,115
Beaufort County	29,014	8,403	37,417
Berkeley County	23,039	8,077	31,116
Calhoun County	3,083	938	4,021
Charleston County	66,167	19,737	85,904
Cherokee County	10,094	2,351	12,445
Chester County	5,702	1,258	6,960
Chesterfield County	6,186	1,584	7,770
Clarendon County	5,214	2,392	7,606
Colleton County	6,406	2,535	8,941
Darlington County	10,340	3,131	13,471
Dillon County	4,160	1,065	5,225
Dorchester County	19,549	7,263	26,812
Edgefield County	4,664	1,250	5,914
Fairfield County	4,449	1,408	5,857
Florence County	22,461	6,524	28,985
Georgetown County	11,583	3,481	15,064
Greenville County	85,132	18,122	103,254
Greenwood County	13,234	2,499	15,733
Hampton County	3,910	1,018	4,928
Horry County	40,707	11,125	51,832
Jasper County	3,129	650	3,779
Kershaw County	12,816	3,606	16,422
Lancaster County	11,886	2,822	14,708
Laurens County	11,198	3,400	14,598
Lee County	2,851	1,275	4,126
Lexington County	50,787	13,324	64,111
Marion County	4,946	1,352	6,298
Marlboro County	3,483	1,300	4,783
McCormick County	2,320	621	2,941
Newberry County	7,395	1,986	9,381
Oconee County	15,267	3,528	18,795
Orangeburg County	14,901	4,739	19,640
Pickens County	21,982	4,492	26,474
Richland County	65,522	20,041	85,563
Saluda County	3,838	1,385	5,223
Spartanburg County	45,845	11,721	57,566
Sumter County	14,928	5,779	20,707
Union County	5,843	1,523	7,366
Williamsburg County	4,636	2,981	7,617
York County	39,825	8,013	47,838
<b>STATE TOTAL</b>	<b>797,940</b>	<b>215,554</b>	<b>1,013,494</b>

**South Carolina General Election - Official Results**

**Statewide Constitutional Amendment 2B**

<b>COUNTY</b>	<b>*WINNER* Yes</b>	<b>No</b>	<b>TOTAL</b>
Abbeville County	5,044	1,159	6,203
Aiken County	29,568	7,523	37,091
Allendale County	1,462	418	1,880
Anderson County	33,423	8,528	41,951
Bamberg County	2,422	773	3,195
Barnwell County	3,879	1,125	5,004
Beaufort County	25,732	9,815	35,547
Berkeley County	22,012	8,932	30,944
Calhoun County	2,925	1,042	3,967
Charleston County	62,889	22,495	85,384
Cherokee County	9,724	2,607	12,331
Chester County	5,418	1,543	6,961
Chesterfield County	5,782	1,826	7,608
Clarendon County	4,962	2,556	7,518
Colleton County	6,143	2,732	8,875
Darlington County	9,854	3,499	13,353
Dillon County	3,887	1,300	5,187
Dorchester County	18,409	8,131	26,540
Edgefield County	4,493	1,418	5,911
Fairfield County	4,235	1,559	5,794
Florence County	21,372	7,361	28,733
Georgetown County	12,001	3,167	15,168
Greenville County	82,334	20,727	103,061
Greenwood County	12,826	2,826	15,652
Hampton County	3,733	1,164	4,897
Horry County	39,740	11,974	51,714
Jasper County	3,027	770	3,797
Kershaw County	12,211	4,167	16,378
Lancaster County	11,436	3,077	14,513
Laurens County	10,969	3,674	14,643
Lee County	2,690	1,339	4,029
Lexington County	48,398	15,291	63,689
Marion County	4,724	1,483	6,207
Marlboro County	3,286	1,415	4,701
McCormick County	2,246	659	2,905
Newberry County	7,117	2,180	9,297
Oconee County	14,729	3,926	18,655
Orangeburg County	14,208	5,037	19,245
Pickens County	21,179	5,058	26,237
Richland County	62,744	22,032	84,776
Saluda County	3,594	1,593	5,187
Spartanburg County	44,021	12,884	56,905
Sumter County	14,187	6,247	20,434
Union County	5,611	1,725	7,336
Williamsburg County	4,426	3,160	7,586
York County	37,888	9,393	47,281
<b>STATE TOTAL</b>	<b>762,960</b>	<b>241,310</b>	<b>1,004,270</b>

## South Carolina General Election - Official Results

### Statewide Constitutional Amendment 3A

COUNTY	*WINNER* Yes	No	TOTAL
Abbeville County	4,425	1,820	6,245
Aiken County	26,549	11,175	37,724
Allendale County	1,296	621	1,917
Anderson County	31,563	11,110	42,673
Bamberg County	2,245	978	3,223
Barnwell County	3,346	1,726	5,072
Beaufort County	26,347	11,497	37,844
Berkeley County	21,876	9,837	31,713
Calhoun County	2,783	1,219	4,002
Charleston County	63,047	23,565	86,612
Cherokee County	8,839	3,700	12,539
Chester County	4,741	2,295	7,036
Chesterfield County	5,102	2,638	7,740
Clarendon County	4,656	2,898	7,554
Colleton County	5,869	3,151	9,020
Darlington County	9,258	4,378	13,636
Dillon County	3,483	1,740	5,223
Dorchester County	19,036	7,998	27,034
Edgefield County	4,194	2,025	6,219
Fairfield County	3,862	2,018	5,880
Florence County	19,831	9,339	29,170
Georgetown County	11,283	4,054	15,337
Greenville County	79,454	24,625	104,079
Greenwood County	11,302	4,542	15,844
Hampton County	3,158	1,753	4,911
Horry County	36,657	15,525	52,182
Jasper County	2,724	1,067	3,791
Kershaw County	11,010	5,493	16,503
Lancaster County	9,386	5,303	14,689
Laurens County	10,364	4,254	14,618
Lee County	2,604	1,508	4,112
Lexington County	47,175	17,652	64,827
Marion County	4,097	2,174	6,271
Marlboro County	2,921	1,879	4,800
McCormick County	1,968	962	2,930
Newberry County	6,574	2,832	9,406
Oconee County	13,022	5,960	18,982
Orangeburg County	13,969	6,038	20,007
Pickens County	20,029	6,678	26,707
Richland County	63,111	23,482	86,593
Saluda County	3,299	1,916	5,215
Spartanburg County	42,534	15,463	57,997
Sumter County	13,123	7,536	20,659
Union County	5,084	2,283	7,367
Williamsburg County	4,197	3,446	7,643
York County	34,785	13,568	48,353
<b>STATE TOTAL</b>	<b>726,178</b>	<b>295,721</b>	<b>1,021,899</b>

## South Carolina General Election - Official Results

### Statewide Constitutional Amendment 3B

COUNTY	*WINNER* Yes	No	TOTAL
Abbeville County	4,177	1,875	6,052
Aiken County	24,209	12,639	36,848
Allendale County	1,230	623	1,853
Anderson County	29,543	12,139	41,682
Bamberg County	2,029	1,183	3,212
Barnwell County	3,050	1,955	5,005
Beaufort County	23,313	13,322	36,635
Berkeley County	20,049	10,860	30,909
Calhoun County	2,595	1,387	3,982
Charleston County	54,086	29,463	83,549
Cherokee County	8,349	3,947	12,296
Chester County	4,561	2,336	6,897
Chesterfield County	4,941	2,737	7,678
Clarendon County	4,307	3,091	7,398
Colleton County	5,322	3,537	8,859
Darlington County	8,621	4,741	13,362
Dillon County	3,255	1,829	5,084
Dorchester County	16,722	9,690	26,412
Edgefield County	3,563	2,108	5,671
Fairfield County	3,645	2,154	5,799
Florence County	17,707	10,567	28,274
Georgetown County	9,839	4,905	14,744
Greenville County	72,050	28,603	100,653
Greenwood County	10,093	5,243	15,336
Hampton County	2,915	1,844	4,759
Horry County	31,082	17,631	48,713
Jasper County	2,455	1,193	3,648
Kershaw County	10,369	5,684	16,053
Lancaster County	8,811	5,463	14,274
Laurens County	9,704	4,585	14,289
Lee County	2,230	1,679	3,909
Lexington County	44,870	18,368	63,238
Marion County	3,950	2,268	6,218
Marlboro County	2,790	1,945	4,735
McCormick County	1,881	1,011	2,892
Newberry County	6,374	2,941	9,315
Oconee County	12,681	5,852	18,533
Orangeburg County	12,501	7,149	19,650
Pickens County	18,879	7,200	26,079
Richland County	57,361	27,162	84,523
Saluda County	3,296	1,854	5,150
Spartanburg County	39,083	17,651	56,734
Sumter County	12,180	8,230	20,410
Union County	4,853	2,417	7,270
Williamsburg County	3,776	3,744	7,520
York County	31,272	15,365	46,637
<b>STATE TOTAL</b>	660,569	332,170	992,739

**South Carolina General Election - Official Results**

**Statewide Constitutional Amendment 4**

<b>COUNTY</b>	<b>*WINNER* Yes</b>	<b>No</b>	<b>TOTAL</b>
Abbeville County	4,382	1,880	6,262
Aiken County	28,219	9,710	37,929
Allendale County	1,380	551	1,931
Anderson County	31,265	11,534	42,799
Bamberg County	2,182	1,087	3,269
Barnwell County	3,746	1,345	5,091
Beaufort County	27,311	11,145	38,456
Berkeley County	22,292	8,715	31,007
Calhoun County	2,783	1,261	4,044
Charleston County	63,535	23,874	87,409
Cherokee County	9,031	3,558	12,589
Chester County	4,710	2,412	7,122
Chesterfield County	5,076	2,720	7,796
Clarendon County	4,537	3,027	7,564
Colleton County	6,400	2,725	9,125
Darlington County	8,892	4,799	13,691
Dillon County	3,594	1,615	5,209
Dorchester County	19,166	8,116	27,282
Edgefield County	4,232	1,704	5,936
Fairfield County	3,546	2,381	5,927
Florence County	18,593	10,001	28,594
Georgetown County	10,975	4,644	15,619
Greenville County	74,064	30,816	104,880
Greenwood County	11,789	4,017	15,806
Hampton County	3,531	1,433	4,964
Horry County	34,827	18,152	52,979
Jasper County	2,576	1,299	3,875
Kershaw County	10,961	5,562	16,523
Lancaster County	10,021	4,768	14,789
Laurens County	10,383	4,337	14,720
Lee County	2,366	1,647	4,013
Lexington County	44,751	20,617	65,368
Marion County	4,376	1,984	6,360
Marlboro County	2,877	1,923	4,800
McCormick County	2,193	802	2,995
Newberry County	6,217	3,300	9,517
Oconee County	14,532	4,592	19,124
Orangeburg County	12,952	7,076	20,028
Pickens County	19,482	7,237	26,719
Richland County	52,603	34,499	87,102
Saluda County	3,095	2,255	5,350
Spartanburg County	38,826	19,788	58,614
Sumter County	13,446	7,435	20,881
Union County	4,907	2,521	7,428
Williamsburg County	4,092	3,571	7,663
York County	38,397	10,079	48,476
<b>STATE TOTAL</b>	<b>709,111</b>	<b>318,514</b>	<b>1,027,625</b>



**South Carolina General Election - Official Results**

**Statewide Constitutional Amendment 5**

<b>COUNTY</b>	<b>*WINNER* Yes</b>	<b>No</b>	<b>TOTAL</b>
Abbeville County	5,436	837	6,273
Aiken County	34,186	4,310	38,496
Allendale County	1,548	391	1,939
Anderson County	38,189	4,804	42,993
Bamberg County	2,656	675	3,331
Barnwell County	4,234	979	5,213
Beaufort County	34,296	4,247	38,543
Berkeley County	27,178	4,167	31,345
Calhoun County	3,403	675	4,078
Charleston County	76,772	10,959	87,731
Cherokee County	10,908	1,758	12,666
Chester County	5,927	1,179	7,106
Chesterfield County	6,389	1,525	7,914
Clarendon County	5,787	1,865	7,652
Colleton County	7,332	1,773	9,105
Darlington County	11,003	2,730	13,733
Dillon County	4,374	915	5,289
Dorchester County	23,777	3,545	27,322
Edgefield County	4,903	956	5,859
Fairfield County	4,638	1,295	5,933
Florence County	22,855	5,521	28,376
Georgetown County	13,399	2,095	15,494
Greenville County	93,688	11,536	105,224
Greenwood County	14,277	1,748	16,025
Hampton County	3,985	1,001	4,986
Horry County	45,503	7,539	53,042
Jasper County	3,019	864	3,883
Kershaw County	14,168	2,554	16,722
Lancaster County	12,792	2,134	14,926
Laurens County	12,567	2,150	14,717
Lee County	2,903	1,131	4,034
Lexington County	59,053	6,552	65,605
Marion County	5,180	1,249	6,429
Marlboro County	3,473	1,369	4,842
McCormick County	2,535	460	2,995
Newberry County	8,260	1,321	9,581
Oconee County	16,962	2,196	19,158
Orangeburg County	15,484	4,485	19,969
Pickens County	24,292	2,631	26,923
Richland County	73,157	14,266	87,423
Saluda County	4,208	1,090	5,298
Spartanburg County	50,997	7,556	58,553
Sumter County	16,871	4,269	21,140
Union County	6,104	1,315	7,419
Williamsburg County	4,905	2,731	7,636
York County	44,211	5,057	49,268
<b>STATE TOTAL</b>	<b>887,784</b>	<b>144,405</b>	<b>1,032,189</b>

STATE ELECTION COMMISSION  
MINUTES

2005-2006

**THE WESTIN RESORT, HILTON HEAD ISLAND  
TWO GRASSLAWN AVENUE  
AZALEA ROOM  
HILTON HEAD ISLAND, SOUTH CAROLINA 29928**

**January 20, 2005  
8:30 a.m.**

Members Present: Mr. Karl S. Bowers, Jr., Chairman; Mr. John H. Hudgens, III; Mr. Edward K. Pritchard, Jr.; and Mrs. Pamela B. Pinson

Others Present: Ms. Marci Andino, Executive Director

**THE MEETING OF THE STATE ELECTION COMMISSION WAS HELD PURSUANT TO THE FREEDOM OF INFORMATION ACT AND ALL REQUIRED NOTIFICATIONS WERE MADE.**

Chairman Bowers called the State Election Commission meeting to order.

Ms. Andino updated the Commission on the status of the development of a new voter registration system. Ms. Andino reported that for about five (5) years implementation for a web-based, statewide voter registration system has been underway. The new web-based, statewide voter registration system has not been completed, due in part to personnel changes and alterations in design requirements. A plan was submitted in December 2004 to complete the system, and Joe Debney of the State Election Commission will be working with the development team to complete this project. A June 30, 2005 deadline for implementation of the new web-based, statewide voter registration system has been established. Ms. Andino stated that no action by the Commission is required at this time.

Mr. Bowers stated that if the June 30<sup>th</sup> deadline is not met, the Commission will consider legal action to protect the interests of the agency. Mr. Hudgens asked if the Attorney General's Office would participate in any potential litigation, and Ms. Andino stated that she would contact the Attorney General's Office to find out.

Ms. Andino updated the Commission on the Commission's budget. She reported that we have received \$40M in federal monies for HAVA Phase I and Phase II, and we expect to receive \$7M in additional funds. If the \$7M is not received, the "Every Vote Matters, Every Vote Counts" advertising campaign would be reduced to accommodate any budgetary shortfalls. We will be in compliance with HAVA requirements regarding a statewide voting system after the remaining 31 counties implement the voting system.

Ms. Andino reminded Commissioners to mail in their Statement of Economic Interest Forms by April 15, 2005 to avoid penalties.

Ms. Andino stated that she will ask the General Assembly for legislation to allow for early voting for two full weeks prior to a general election. The benefits of early voting include the reduction of election costs and long lines at voting precincts. Early voting

legislation has not yet been introduced in the General Assembly, but it may be introduced in the Senate by Senator Martin and Senator McConnell.

Mr. Pritchard made a motion to adjourn the meeting of the State Election Commission. Ms. Pinson seconded the motion. The motion passed unanimously.

Respectfully submitted,

Cindy Peel  
Administrative Assistant

**STATE ELECTION COMMISSION  
2221 DEVINE STREET, SUITE 105  
COLUMBIA, SOUTH CAROLINA 29205**

**February 4, 2005  
10:00 a.m.  
Tele-Conference Call**

Members Present: Mr. Karl S. Bowers, Jr., Chairman; Mr. John S. West; Mr. John H. Hudgens, III; Edward K. Pritchard, Jr.; and Mrs. Pamela B. Pinson

Others Present: Ms. Marci Andino, Executive Director

**THE MEETING OF THE STATE ELECTION COMMISSION WAS HELD PURSUANT TO THE FREEDOM OF INFORMATION ACT AND ALL REQUIRED NOTIFICATIONS WERE MADE.**

Chairman Bowers called the State Election Commission meeting to order. Mr. Bowers stated that the purpose of the meeting was to discuss the appeal hearing scheduled for February 14, 2005 in the matter of Joey Douan vs. Colleen Condon.

Pursuant to Section 7-17-70 of SC Code of Laws, the state board is bound by the facts as determined by the county board. However, if in the opinion of at least two members of the state board the facts should be reviewed, then a hearing de novo must be held by the state board. Mr. Bowers called this meeting to determine if any member desired to conduct a de novo hearing in this matter. No members indicated a desire to conduct a de novo hearing at this time.

Mr. West made a motion to adjourn the meeting of the State Election Commission. Ms. Pinson seconded the motion. The motion passed unanimously.

Respectfully submitted,

Cindy Peel  
Administrative Assistant

**STATE ELECTION COMMISSION  
2221 DEVINE STREET, SUITE 105  
COLUMBIA, SOUTH CAROLINA 29205**

**March 16, 2005  
10:00 a.m.**

Members Present: Mr. Karl S. Bowers, Jr., Chairman; Mr. Edward K. Pritchard, Jr.; Mrs. Pamela B. Pinson and via tele-conference, Mr. John H. Hudgens, III

Others Present: Ms. Marci Andino, Executive Director

**THE MEETING OF THE STATE ELECTION COMMISSION WAS HELD PURSUANT TO THE FREEDOM OF INFORMATION ACT AND ALL REQUIRED NOTIFICATIONS WERE MADE.**

Chairman Bowers called the State Election Commission meeting to order.

The approval of minutes of previous meetings was tabled until next meeting, which is scheduled for April 20, 2005.

Ms. Andino reported that questions concerning the process of certifying election results for county-wide races arose during a hearing in a civil action filed in Charleston County related to the recent special election for a county council seat in Charleston County. Mr. Pritchard was subpoenaed to testify in this hearing regarding the certification process. Ms. Andino reported that for county-wide or less offices, the State Board of Canvassers has historically relied on the certification results as performed by the local board of canvassers. In such cases, the State Election Commission will report the winner as certified by the local board to the Secretary of State's office. Mr. Bowers asked how long the current process for certification of elections had been followed, and Ms. Andino stated for over twenty-one years.

At Mr. Bowers' request, Ms. Andino will prepare a draft of the certification process and seek legal advice from the Attorney General's office to ensure the process complies with state law. The Commission will consider formal adoption of the procedure at the next meeting. Mr. Bowers asked that in the future, commissioners should forward any subpoenas they receive related to their duties as commissioners to Ms. Andino, who will contact the Attorney General's office for further guidance in such circumstances.

Ms. Andino gave an update on the status of Proviso 62.14. Ms. Andino reported that on February 8, 2005 letters were sent to all vendors with voting equipment certified in South Carolina. The letter requested a statement as to whether or not the vendor's equipment was the subject of decertification, ethical, or technical violations since the last report made in September 2004. To date, no vendors have responded to this request.

Ms. Andino also provided a legislative update. Ms. Andino reported that a bill had been introduced in the Senate (S185) that would require the inclusion of the offices of President/Vice President in the straight party selection on ballots used in optical scan voting systems. Other bills related to election issues that have been introduced in the House include: 1) H3167 to require registration by party; 2) H3347 requiring the State Election Commission to adopt one voting system; and 3) H3414 to delete the witness requirement on absentee ballots.

Ms. Andino gave a budget update. Although it is early in the budget process, the House has recommended \$3.3M for the State Election Commission to conduct the 2006 statewide primaries.

Ms. Andino gave a statewide voting system update, noting that fifteen counties have implemented the new voting system to date. The new equipment has been delivered to thirty additional counties, and training is underway in those counties. Sumter County opted to wait until after the November 2004 general election to replace its punch card voting system. Since Sumter County did not meet the HAVA deadline to replace punch card voting systems, \$169,000 in HAVA Funds will have to be returned. Sumter County has three options to deal with this shortfall: 1) contribute \$169,000 towards the purchase of voting machines; 2) accept the new system with fewer voting machines than originally allocated; or 3) continue using the punch card voting system. A decision is expected from Sumter County later this week.

Mr. Hudgens requested an update on the new voter registration system. Ms. Andino reported that the CIO's office has made some progress on the new system, but the new system is not yet ready to be implemented. Ms. Andino will report as to the status of this system at a future meeting.

Mr. Bowers congratulated Ms. Andino and the office staff on the professionally-presented HAVA Exhibit at the State House on Tuesday, March 15th. The exhibit spotlighted the progress and achievements of South Carolina in implementing HAVA. Educational materials relating to HAVA changes were displayed and demonstrations of the new voting system were given. Mr. Bowers stated that he received many positive and favorable comments regarding the exhibit.

Mr. Pritchard made a motion to adjourn the meeting of the State Election Commission. Ms. Pinson seconded the motion. The motion passed unanimously. The next scheduled meeting will be held on April 20, 2005 at 10 a.m.

Respectfully submitted,

Cindy Peel  
Administrative Assistant

**STATE ELECTION COMMISSION  
2221 DEVINE STREET, SUITE 105  
COLUMBIA, SOUTH CAROLINA 29205**

**April 20, 2005  
10:00 a.m.**

Members Present: Mr. Karl S. Bowers, Jr., Chairman; Mr. Edward K. Pritchard, Jr.;  
via teleconference, Mr. John S. West and Mrs. Pamela B. Pinson

Others Present: Ms. Marci Andino, Executive Director and Mr. Judd Ryan,  
Election Systems and Software (ES&S)

**THE MEETING OF THE STATE ELECTION COMMISSION WAS HELD PURSUANT TO THE  
FREEDOM OF INFORMATION ACT AND ALL REQUIRED NOTIFICATIONS WERE MADE.**

Chairman Bowers called the State Election Commission meeting to order.

Mr. Bowers announced those present for the benefit of Mr. West and Mrs. Pinson joining  
the meeting by conference call.

The Minutes of the September 15, 2004 meeting were considered for approval. Mr.  
Pritchard made a motion to approve the Minutes. Mr. West seconded the motion. The  
motion passed unanimously. The SEC will comply with request of Mr. Judd Ryan of  
ES&S for copy of approved Minutes.

The Minutes of the October 15, 2004 meeting were considered for approval. Mr.  
Pritchard made a motion to approve the Minutes. Mr. West seconded the motion. The  
motion passed unanimously.

The Minutes of the October 20, 2004 meeting were considered for approval. Mr.  
Pritchard made a motion to approve the Minutes. Mr. West seconded the motion. The  
motion passed unanimously.

The Minutes of the November 11, 2004 meeting were considered for approval. Mr.  
Pritchard made a motion to approve the Minutes. Mr. West seconded the motion. The  
motion passed unanimously.

The Minutes of the November 24, 2004 meeting were considered for approval. Mr.  
Pritchard made a motion to approve the Minutes. Mr. West seconded the motion. The  
motion passed unanimously.

The Minutes of the December 15, 2004 meeting were considered for approval. Mr.  
Pritchard made a motion to approve the Minutes. Mr. West seconded the motion. The  
motion passed unanimously.



The Minutes of the January 20, 2005 meeting were considered for approval. Mr. Pritchard made a motion to approve the Minutes. Mr. West seconded the motion. The motion passed unanimously.

The Minutes of the February 4, 2005 meeting were considered for approval. Mr. Pritchard made a motion to approve the Minutes. Mr. West seconded the motion. The motion passed unanimously.

The revised Minutes of the March 16, 2005 meeting were considered for approval. Mr. Pritchard made a motion to approve the Minutes as amended. Mr. West seconded the motion. The motion passed unanimously. The SEC will comply with request of Attorney Thomas Goldstein for a copy of approved Minutes.

Ms. Andino reported that Walter P. Lloyd, member of the House of Representatives, House District 121 for the counties of Beaufort and Colleton County had passed away. The Speaker of the House of Representatives is preparing a Writ of Election for the purpose of filling the vacancy for the remainder of the term. In accordance with Section 7-13-190, filing opens April 29 at noon and closes May 9 at noon with a special election to be held on August 16, 2005.

The next item discussed was the Political Activity Guidelines adopted April, 1984 and reaffirmed July, 1994 by Members of the State Election Commission. Mr. West asked Ms. Andino if a comparison had been made between these guidelines and the Ethics Act.

Mr. Bowers interjected that the SEC should formally request the Attorney General's office and Ethics Commission review guidelines for compliance with state law.

Ms. Andino replied that she will contact Sonny Jones with the Attorney General's Office and Herb Hayden, Executive Director of the State Ethics Commission to review a draft of the guidelines.

Mr. Bowers requested that Ms. Andino send the draft to all commissioners so that they may individually research to determine compliance and address for approval at next meeting.

Ms. Andino shared a copy of Mr. Pritchard's letter to Attorney Thomas Goldstein concerning the Douan case. Attorney Goldstein has subpoenaed Mr. Pritchard to testify in a deposition.

Mr. Bowers requested Ms. Andino to contact the Attorney General's office to respond appropriately.

Mr. Bowers requested that when individual commissioners are subpoenaed they turn over subpoena to Ms. Andino. The subpoena will then be forwarded to the Attorney General's office in an effort for appropriate party to respond.

Mr. West responded in his opinion the Attorney General's office should represent the commission, but not to limit commissioners to reserve the right to have a privately personal attorney.

Mr. Bowers agreed as per tribunal not to preclude the right to have a private attorney.

Ms. Andino updated the Commission on the status of Proviso 62.14. Ms. Andino reported that a letter was sent to all vendors notifying them of the new requirements under Proviso 62.14 on February 8<sup>th</sup> with no response. A follow up letter was sent on March 16<sup>th</sup> and vendors have responded.

Mr. West stated that the commission should rely on Ms. Andino's assertions and as the Executive Director she should be authorized to act in an administrative capacity to deem they have complied.

Ms. Andino gave a Legislative update. The statewide voting bill (H 3347) has passed the House and Senate Judiciary. Ms. Andino is working with Senator Knotts to resolve issues he has with the language in the bill. Senator Knotts wants to amend the language allowing decertification of vendors. Senator Knotts also has a bill (S 733) to create the division of elections within the department of secretary of state and devolve certain powers, duties, and responsibilities from the state election commission to the division of elections.

Last item of business was an update on the Voter Registration System development. Ms. Andino reported that the CIO's office has been making progress since January. They have assigned three developers but still will not be able to complete project by June 30<sup>th</sup>. Larry Johnson with the CIO's office has resigned. Ms. Andino will be meeting with Frank Fusco, Executive Director of the Budget and Control Board to discuss development of the system and will report back at next meeting.

Mr. Bowers asked other than project delays, what potential harm or costs has this been to the commission? What remedy is there to address this situation?

Mr. Bowers stated that he attended the Public Relations Society Awards Ceremony along with Ms. Andino, Mrs. Royson, and Mr. Debney. Chernoff, Newman, Silver and Gregory won 11 awards and five of them were for the "Every Vote Matters, Every Vote Counts" initiative. Burson-Marsteller is a finalist in the National Saber Awards for the "Every Vote Matters, Every Vote Counts" initiative.

Mr. West made a motion to adjourn the meeting of the State Election Commission. Ms. Pinson seconded the motion. The motion passed unanimously. The next scheduled meeting will be held on May 18, 2005 at 10 a.m.

Respectfully submitted,

Cindy Peel  
Administrative Assistant

**STATE ELECTION COMMISSION  
2221 DEVINE STREET, SUITE 105  
COLUMBIA, SOUTH CAROLINA 29205**

**May 18, 2005  
10:00 a.m.**

Members Present: Mr. Karl S. Bowers, Jr., Chairman; Mr. Edward K. Pritchard, Jr.; Mrs. Pamela B. Pinson; Mr. John H. Hudgens, III; and via tele-conference Mr. John S. West

Others Present: Ms. Marci Andino, Executive Director; Ms. Donna Royson, Deputy Director; Mr. Garry Baum, Public Information and Training; and Mr. Christopher Whitmire, Public Information Officer.

**THE MEETING OF THE STATE ELECTION COMMISSION WAS HELD PURSUANT TO THE FREEDOM OF INFORMATION ACT AND ALL REQUIRED NOTIFICATIONS WERE MADE.**

Chairman Bowers called the State Election Commission meeting to order.

Mr. Baum introduced the newly hired public information officer, Mr. Christopher Whitmire. Mr. Whitmire was welcomed to the State Election Commission and introductions were made.

The revised Minutes of April 20, 2005 were considered for approval. Mr. Pritchard made a motion to approve the Minutes. Mr. West seconded the motion. The motion passed unanimously.

Ms. Andino reported that David Wilkins, speaker of the House of Representatives, District 24 for Greenville County had announced he would resign at the end of the session. The Speaker is preparing a Writ of Election for the purpose of filling the vacancy for the remainder of the term. In accordance with Section 7-13-190, filing opens June 2nd at noon and closes June 12th at noon with a primary to be held on August 16, 2005 and the special election on October 4<sup>th</sup>.

The next item discussed was the Political Activity Guidelines adopted April, 1984 and reaffirmed July, 1994 by Members of the State Election Commission. Ms. Andino reported that Herb Hayden, Executive Director of the State Ethics Commission and C. Havird "Sonny" Jones with the Attorney General's office reviewed guidelines for compliance with state law. Mr. Jones responded that he found no omissions or inaccurate information.

Mr. Bowers interjected that the SEC table consideration until next meeting when Commissioners Hudgens and Pinson are present to comment. Mr. West made a motion

to table consideration of Political Activity Guidelines. Mr. Pritchard seconded the motion. The motion passed unanimously.

Ms. Andino updated the Commission on the status of procedures for Certification of Election Results/Reporting to Secretary of State. Mr. Jones with the Attorney General's office reviewed the procedures and found that they were an appropriate interpretation of state law. Ms. Andino recommends that the procedures be formally approved.

Mr. West made a motion to formally adopt the procedures for Certification of Election Results/Reporting to Secretary of State. Mr. Pritchard seconded the motion. The motion passed unanimously.

Commissioners Hudgens and Pinson joined the meeting.

Ms. Andino gave a Legislative update. On Monday, May 16, 2005, Governor Mark Sanford signed the statewide voting bill (H3347) into law. The bill requires a statewide voting system and also strengthens certification requirements for voting systems in South Carolina.

Ms. Andino gave an update on the Voter Registration System development. Ms. Andino reported that she met with Frank Fusco, Executive Director of the Budget and Control Board to discuss development of the system and he has not gotten back to her regarding the funding. He had stated that he would secure additional funding.

Ms. Andino updated the Commission on the status of Proviso 62.14. Ms. Andino reported that all vendors had not submitted sufficient evidence that deficiencies had been corrected.

Mr. Bowers requested Ms. Andino send a memo to vendors notifying them to provide evidence that deficiencies have been corrected prior to next meeting and to notify vendors of consequences if they do not comply.

The last item of business was an inquiry from the METS Corporation. Ms. Andino reported that John W. Casey, President of the METS Corporation faxed a letter to our office. Mr. Bowers stated that he will make inquiries and draft a letter of response to Mr. Casey.

Mr. West made a motion to adjourn the meeting of the State Election Commission. Ms. Pinson seconded the motion. The motion passed unanimously. The next scheduled meeting will be held on June 15, 2005 at 10 a.m.

Respectfully submitted,

Cindy Peel  
Administrative Assistant

**STATE ELECTION COMMISSION  
2221 DEVINE STREET, SUITE 105  
COLUMBIA, SOUTH CAROLINA 29205**

**June 6, 2005  
10:00 a.m.  
Tele-Conference Call**

Members Present: Mr. Karl S. Bowers, Jr., Chairman; Mr. John S. West; Mr. Edward K. Pritchard, Jr.; and Mrs. Pamela B. Pinson

Others Present: Ms. Marci Andino, Executive Director

**THE MEETING OF THE STATE ELECTION COMMISSION WAS HELD PURSUANT TO THE FREEDOM OF INFORMATION ACT AND ALL REQUIRED NOTIFICATIONS WERE MADE.**

Chairman Bowers called the State Election Commission meeting to order. Ms. Andino explained the purpose of the teleconference was to discuss an appeal filed by Dr. Abe Moskow in the Barnwell County School Board District 45 election held on April 12, 2005.

After some discussion, the Commissioners scheduled a hearing for Dr. Moskow's appeal on Monday, June 13, 2005 at 10:00 a.m. The Commission further agreed to hold their June meeting on Monday, June 13th.

There being no further business, the teleconference meeting adjourned.

Respectfully submitted,

Janet Reynolds

**STATE ELECTION COMMISSION  
2221 DEVINE STREET, SUITE 105  
COLUMBIA, SOUTH CAROLINA 29205**

**July 20, 2005  
10:00 a.m.**

Members Present: Via teleconference - Mr. Karl S. Bowers, Jr., Chairman; Mr. Edward K. Pritchard, Jr.; Mrs. Pamella B. Pinson; Mr. John H. Hudgens, III; and Mr. John S. West

Others Present: Ms. Marci Andino, Executive Director; Ms. Donna Royson, Deputy Director

**THE MEETING OF THE STATE ELECTION COMMISSION WAS HELD PURSUANT TO THE FREEDOM OF INFORMATION ACT AND ALL REQUIRED NOTIFICATIONS WERE MADE.**

Chairman Bowers called the meeting of the State Election Commission to order.

Approval of the Minutes from the May 18, 2005, June 6, 2005, and July 1, 2005 meetings were tabled.

Mr. West moved to carry-over the adoption of guidelines for political activity. Mr. Hudgens seconded the motion and a unanimous decision was made to carry-over the affirmation/adoption of Guidelines for Political Activity until the next scheduled meeting.

Ms. Andino proposed that, since legislation recently passed to require one system of voting in South Carolina, the State Election Commission begin maintaining a list of currently certified versions of hardware, software and firmware pertaining to the voting system used in the State rather than all systems which are certified. Mr. Hudgens made a motion that the State Election Commission begin maintaining a list containing only the current certified versions of hardware, software and firmware for the voting system currently used in the State. The motion was seconded by Mr. Bowers and received unanimous approval from the commission members.

Ms. Andino reported that she recently met with Frank Fusco, Director of the State Budget and Control Board, who has received funding to assist with completion of the re-write of the voter registration system. We are currently awaiting an estimated completion date from the State CIO. Since past time estimates from the State CIO have been inaccurate, there is concern that the new time estimates will also be inaccurate. The CIO is in the process of hiring additional help to complete the project and current progress is good. At the very least, the project will not be completed prior to 2007.

Mr. West expressed concern that the State has spent time and money on this project and still does not have a final product.

There being no further business to discuss, the next meeting was scheduled for August 17<sup>th</sup> at 10:00 am.

Respectfully submitted,

Donna Royson

**STATE ELECTION COMMISSION  
2221 DEVINE STREET, SUITE 105  
COLUMBIA, SOUTH CAROLINA 29205**

**August 15, 2005  
3:00 p.m.  
Tele-Conference Call**

Members Present: Mr. Karl S. Bowers, Jr., Chairman; Mr. John S. West; Mr. John H. Hudgens, III; Edward K. Pritchard, Jr.; and Mrs. Pamela B. Pinson

Others Present: Ms. Marci Andino, Executive Director

**THE MEETING OF THE STATE ELECTION COMMISSION WAS HELD PURSUANT TO THE FREEDOM OF INFORMATION ACT AND ALL REQUIRED NOTIFICATIONS WERE MADE.**

Chairman Bowers called the State Election Commission meeting to order. Mr. Bowers stated that the purpose of the meeting was to discuss the Motion for De Novo Hearing, Motion for Change of Venue and request to reschedule the appeal made by Thomas Goldstein on behalf of Joey Douan.

Mr. Goldstein filed a Motion for De Novo Hearing in the matter of Joey Douan vs. Charleston Board of Elections and Colleen Condon. Mr. Hudgens made a motion to deny the request for a De Novo Hearing. Mr. West seconded the motion. The motion passed unanimously.

Mr. Goldstein filed a Motion for Change of Venue. Mr. Hudgens made a motion to deny the motion for a Change of Venue. Mr. West seconded the motion. The motion passed unanimously.

Mr. Goldstein also requested the appeal be rescheduled and supplied a copy of an Order of Protection. Mr. West made the motion to grant Mr. Goldstein's request and to reschedule the hearing on August 22, 2005 at 10 a.m. Mr. Hudgens seconded the motion. The motion passed unanimously.

Mr. West made a motion to adjourn the meeting of the State Election Commission. Ms. Pinson seconded the motion. The motion passed unanimously.

Respectfully submitted,

Cindy Peel  
Administrative Assistant



**STATE ELECTION COMMISSION  
2221 DEVINE STREET, SUITE 105  
COLUMBIA, SOUTH CAROLINA 29205**

**October 19, 2005  
10:00 a.m.**

Members Present: Mr. Karl S. Bowers, Jr., Chairman; Mr. John H. Hudgens, III; via teleconference, Mr. Edward K. Pritchard, Jr.; Mr. John S. West and Mrs. Pamella B. Pinson

Others Present: Ms. Marci Andino, Executive Director

**THE MEETING OF THE STATE ELECTION COMMISSION WAS HELD PURSUANT TO THE FREEDOM OF INFORMATION ACT AND ALL REQUIRED NOTIFICATIONS WERE MADE.**

Chairman Bowers called the State Election Commission meeting to order.

The Minutes of the May 18, June 6, July 1, July 20, August 15, August 19 and September 2, 2005 meetings were reviewed and considered for approval. Mr. West made a motion to approve the slate of Minutes as amended. Mr. Pritchard seconded the motion. The motion passed unanimously.

The next item discussed was the "Political Activity Guidelines" document adopted April 1984 and reaffirmed July 1994 by the State Election Commission. Ms. Andino reported that Sonny Jones with the Attorney General's Office and Herb Hayden, Executive Director of the State Ethics Commission have reviewed the guidelines and have indicated that they believe the guidelines are in compliance with state law. After some discussion, the board decided that because the Guidelines simply re-state the law, there was no need to formally adopt a duplicative measure. The Commission agreed that the guidelines should be given to new commission members at the state and local levels as a summary of permissible political activities, and the Commission also agreed that the guidelines should be reviewed annually to ensure their accuracy.

Ms. Andino updated the Commission on the status of the Voter Registration System and the Statewide Voting System. Ms. Andino also reminded the Commission of the upcoming S.C.A.R.E. Conference, which will be held January 25 – 28, 2006. Mr. Thomas R. Wilkey, Executive Director of the US Election Assistance Commission, will be the keynote speaker for the conference.

Ms. Andino reported on the Fiscal Year 2006-07 Budget Request submitted last month, as well as the Commission's Accountability Report. This report is due each year along with the budget request. Copies of the accountability report were made available to the Commission, and the report will also be made available to the public via the Commission's website.

Ms. Andino reported that there will be a special election to fill the remainder of the term for the District 64 seat in the House of Representatives. The vacancy was created by the recent death of The Honorable C. Alexander Harvin, III. The Primary is scheduled for January 3, 2006, and Special Election to be held on February 14, 2006.

Mr. Hudgens made a motion to adjourn the meeting of the State Election Commission. Ms Pinson seconded the motion. The motion passed unanimously.

Respectfully submitted,

Cindy Peel  
Administrative Assistant

**STATE ELECTION COMMISSION  
2221 DEVINE STREET, SUITE 105  
COLUMBIA, SOUTH CAROLINA 29205**

**December 7, 2005  
10:00 a.m.**

Members Present: Mr. Karl S. Bowers, Jr., Chairman; Mr. John H. Hudgens, III; via teleconference, Mr. Edward K. Pritchard, Jr.; Mr. John S. West and Mrs. Pamella B. Pinson

Others Present: Ms. Marci Andino, Executive Director and Ms. Donna Royson, Deputy Director

**THE MEETING OF THE STATE ELECTION COMMISSION WAS HELD PURSUANT TO THE FREEDOM OF INFORMATION ACT AND ALL REQUIRED NOTIFICATIONS WERE MADE.**

Chairman Bowers called the meeting of the State Election Commission to order.

The Minutes of the October 7, October 14, October 19, and December 2, 2005 meetings were reviewed and considered for approval. Mr. Hudgens made a motion to approve the slate of Minutes as amended. Mr. Pritchard seconded the motion. The motion passed unanimously.

The next item discussed was changes to be made to the Political Activity Guidelines. Ms. Andino reported that the document was revised to include language stating the guidelines were for informational purposes only. Mr. Bowers stated the changes made reflect the will of the Commission.

Ms. Andino updated the Commission on the status of the Voter Registration System. Ms. Andino reported that a Memorandum of Understanding is being drafted between the South Carolina State Election Commission and the South Carolina State Budget and Control Board, Office of the Executive Director.

Mr. West made a motion to go into Executive Session to discuss contractual issues and legal matters. Ms. Pinson seconded the motion. The motion passed unanimously.

Mr. Hudgens made the motion to leave Executive Session. Mr. Pritchard seconded the motion. The motion passed unanimously. Mr. Bowers stated that no action was taken while in Executive Session.

Ms. Andino updated the Commission on the status of the Statewide Voting System. The Statewide Voting System has been used in the majority of counties. Over 50 counties used the new system for their elections on November 8, 2005. A rover (technician) training session was conducted and rovers were sent to assist in various counties/precincts during this election. Only a few minor problems were encountered

and immediate steps were taken to correct them. The SEC met with ES&S support to wrap up the 2005 efforts and plan for 2006.

Ms. Andino reminded the Commission of the 31<sup>st</sup> Annual Legislative SCARE conference to be held January 25-28, 2006 in Myrtle Beach, South Carolina. On Wednesday, January 25<sup>th</sup> a New Member Orientation will be held. The State Election Commission's program will be on Thursday and the Legislative Session on Friday.

Ms. Andino briefed the Commission on a voter registration database comparison project South Carolina is participating in with other southern states. The purpose of the project is to identify voters who are registered to vote in multiple states. Initial comparisons with the State of Kentucky identified approximately 4100 voters registered in both states. Steps will be taken to remove duplicate registrations from the database.

The last item of business was the Intranet site developed for counties. The Intranet is a new website that will function as a centralized repository for all voter registration and elections information for the State and counties. Documents, Online Forms, Event Calendars, and SEC/County News will all be available on this site. Comments and suggestions have been received from ninety users. Over the coming months more functionality and content will be added. A demo of the Intranet will be given to the Commission during their commission meeting at the SCARE Conference or later at their February meeting.

Mr. Hudgens made a motion to adjourn the meeting of the State Election Commission. Mr. Pritchard seconded the motion. The motion passed unanimously.

Respectfully submitted,

Cindy Peel  
Administrative Assistant

## STATE ELECTION COMMISSION

January 26, 2006

8:00 a.m.

Meeting Location: Myrtle Beach Marriott Resort – Grande Dunes, 8400 Costa Verde Drive, Pelican Room, Myrtle Beach, South Carolina 29572

Members Present: Mr. John S. West; Mr. Edward K. Pritchard, Jr.; via teleconference  
Mr. Karl S. Bowers, Jr., Chairman; and Mr. John H. Hudgens, III

Others Present: Ms. Marci Andino, Executive Director

**THE MEETING OF THE STATE ELECTION COMMISSION WAS HELD PURSUANT TO THE FREEDOM OF INFORMATION ACT AND ALL REQUIRED NOTIFICATIONS WERE MADE.**

Mr. West called the State Election Commission meeting to order. The meeting was held in Myrtle Beach conjunction with the 31<sup>st</sup> South Carolina Association of Registration and Election (SCARE) Annual Legislative Conference.

The Minutes of the December 7, 2005 and January 6, 2006 meetings were deferred for consideration until the next Commission meeting.

Ms. Andino updated the Commission on the status of the Voter Registration System. Ms. Andino reported that she and Chairman Bowers have met with Representative Cooper and Speaker Harrell to discuss funding for the project.

Ms. Andino updated the Commission on the status of the Statewide Voting System. Ms. Andino reported that 36 counties have used the Statewide Voting System since implementation began in 2004. Four counties will be using the system for the first time in June.

Ms. Andino reported that the State Election Commission is hosting an ElectionNet Information Booth in the vendor exhibition area. The purpose of the booth is to generate interest in and answer questions about the official Intranet website of the South Carolina election community. ElectionNet is a website that contains information and tools to assist counties in administering and conducting elections and voter registration. It also serves as a forum for counties to communicate with each other and with the State Election Commission. The Commission will be given a demonstration of ElectionNet at the next scheduled meeting

On Wednesday, January 25<sup>th</sup> the State Election Commission conducted a New Member Orientation Class for newly appointed board members, commissioners, and staff.

Mr. West made a motion to adjourn the meeting of the State Election Commission. Mr. Pritchard seconded the motion. The motion passed unanimously.

Respectfully submitted,

Cindy Peel  
Administrative Assistant

**STATE ELECTION COMMISSION  
2221 DEVINE STREET, SUITE 105  
COLUMBIA, SOUTH CAROLINA 29205**

**Meeting Minutes  
February 15, 2006  
10:00 a.m.**

Members Present: Mr. Karl S. Bowers, Jr., Chairman; Mr. Edward K. Pritchard, Jr.;  
and via teleconference, Mrs. Pamela B. Pinson

Others Present: Ms. Marci Andino, Executive Director; Mrs. Donna Royson,  
Deputy Director; Mrs. Marilyn Bowers, Director of Charleston  
County Voter Registration and Elections

**THE MEETING OF THE STATE ELECTION COMMISSION WAS HELD  
PURSUANT TO THE FREEDOM OF INFORMATION ACT AND ALL  
REQUIRED NOTIFICATIONS WERE MADE.**

Chairman Bowers called the meeting of the State Election Commission to order.

The Minutes of the December 7, 2005, January 6, 2006, and January 26 meetings were reviewed and considered for approval. Mrs. Pinson made a motion to approve the Minutes. Mr. Pritchard seconded the motion. The motion passed unanimously.

The first item discussed was the new Statewide Voter Registration System. Ms. Andino reported that the Budget and Control Board has hired a new Chief Information Officer, Jim Bryant. Dr. Bryant proposed to personally work directly with the State Election Commission and TIBA to define requirements for the new system. Three meetings with Dr. Bryant have taken place over the past two weeks and he is now fully aware that the State Election Commission desires an entire election management system rather than a simple voter registration system.

Mr. Pritchard made a motion to enter into executive session to discuss contractual issues. Mrs. Pinson seconded the motion. The motion passed unanimously.

Mr. Pritchard made a motion to leave executive session. Mrs. Pinson seconded the motion. The motion passed unanimously. Chairman Bowers stated that no action was taken while in executive session.

Ms. Andino reported that implementation of the statewide voting system is on schedule. Election Systems & Software hired 15 project leads who will service 2-3 counties each. These project leads possess a higher level of technical skills and project management experience than the project leads used in Phase I of the system implementation. All project leads have received extensive training and have begun working directly with county election commissions. The June 13, 2006 primary will be the first election where

the machines are used on a statewide basis. Only four counties will be using the system for the first time in that election. County offices have been attending voting system training on a regular basis.

Ms. Andino informed the Commission that she has been working with the U.S. Department of Justice (DOJ) concerning the two week timeframe between South Carolina primaries and run-off elections. DOJ informed Ms. Andino in a letter, and subsequent conference calls, of their concern that citizens protected under the Uniformed and Overseas Citizens Absentee Voting Act (UOCAVA) will not have sufficient time to receive and return ballots for run-off elections. Legislation was introduced in the State Senate and House to extend the period between the primary and run-off from two weeks to four weeks. In addition to the four week time frame, it is possible that counties may also mail a blank write-in ballot with the primary ballots. This blank ballot would be used in the event of a run-off and would decrease the time frame of ballot transmission to a one-way transit time.

Chairman Bowers stated that the State Election Commission is committed to taking the necessary steps to ensure that UOCAVA voters have adequate time to cast ballots.

Chairman Bowers reminded Commissioners that they need to complete Statement of Economic Interests forms by April 15, 2005.

A meeting of the State Board of Canvassers was set for Friday, February 17 at 2:00 p.m. to certify results of the February 14 House District 64 Special Election.

Respectfully Submitted,

Donna Royson, Deputy Director



**STATE ELECTION COMMISSION  
2221 DEVINE STREET, SUITE 105  
COLUMBIA, SOUTH CAROLINA 29205**

**March 15, 2006  
10:00 a.m.  
Via Tele-Conference**

Members Present: Mr. Karl S. Bowers, Jr., Chairman; Mr. Edward K. Pritchard, Jr.;  
and Mrs. Pamela B. Pinson

Others Present: Ms. Marci Andino, Executive Director

**THE MEETING OF THE STATE ELECTION COMMISSION WAS HELD PURSUANT TO THE  
FREEDOM OF INFORMATION ACT AND ALL REQUIRED NOTIFICATIONS WERE MADE.**

Chairman Bowers called the meeting of the State Election Commission to order.

The approval of Minutes for the February 15 and February 17, 2006 meetings was carried over until the next scheduled meeting.

Ms. Andino updated the Commission on the status of the new voter registration system. Ms. Andino reported that several meetings have been held with the new Chief Information Officer, Jim Bryant. Mr. Bryant is eager to provide assistance to the agency and has offered to attend a finance subcommittee meeting to discuss the budget request to develop and support the statewide voter registration system. The House version of the budget includes \$300,000, of the \$3M requested, for the requirements definition of the new voter registration system. Ms. Andino stated that with only \$300,000 budgeted she does not see how we can proceed with the requirements definition for the new system.

After some discussion, the Commission agreed with Ms. Andino that we can not proceed and have no litigation options. Mr. Bowers suggested we fully document the process.

Ms. Andino updated the Commission on the status of the statewide voting system. Counties have been assigned project leads and area regional managers are in place. All counties, with the exception of two, have attended kick-off meetings. Election Readiness classes have been conducted. A rover (technician) plan has been developed and sent to counties. Rovers will assist poll managers with the opening and closing of voting machines at the polls and producing the zero tapes after polls have closed. There are some concerns about readiness for the June 13<sup>th</sup> Primary in a few counties and we are working closely with them to resolve these issues. Letters have been mailed to House and Senate members informing them of the progress the voter registration and election officials in their county have made toward completing the required training and certification program. Delegation members are putting pressure on counties to complete the Training and Certification Program.

Ms. Andino reported on the February 1<sup>st</sup> conference call with the Department of Justice inquiring about SC's procedures for ensuring that citizens protected under the Uniformed and Overseas Citizens Absentee Voting Act (UOCAVA) are able to cast ballots in any run-off election for federal offices. At present, there is not enough time for UOCAVA voters to receive absentee ballots. On February 14<sup>th</sup>, legislation was introduced in the House and Senate to provide an absentee instant runoff ballot for voting in a potential primary runoff at the time an absentee ballot for the primary is mailed. The bill also permits electronic transmission of absentee ballots to (UOCAVA) citizens. S-1145 has passed the Senate and is now in the House. This legislation is going to mean a change for counties and we are preparing instructions for counties on how to count ballots.

The last item of business was the demo of the Intranet site developed for counties. The demo was carried over to the April meeting.

Mr. Pritchard made a motion to adjourn the meeting of the State Election Commission. Ms. Pinson seconded the motion. The motion passed unanimously.

Respectfully submitted,

Cindy Peel  
Administrative Assistant

**STATE ELECTION COMMISSION  
2221 DEVINE STREET, SUITE 105  
COLUMBIA, SOUTH CAROLINA 29205**

**April 19, 2006  
10:00 a.m.**

Members Present: Mr. John H. Hudgens, III; via teleconference, Mr. John S. West and Mrs. Pamela B. Pinson

Others Present: Ms. Marci Andino, Executive Director

**THE MEETING OF THE STATE ELECTION COMMISSION WAS HELD PURSUANT TO THE FREEDOM OF INFORMATION ACT AND ALL REQUIRED NOTIFICATIONS WERE MADE.**

Commissioner Hudgens called the meeting of the State Election Commission to order.

The first item of business was the approval of Minutes from the February 15 and February 17, 2006 meetings. Mr. West made a motion to table approval of Minutes until the next meeting. Mrs. Pinson seconded the motion. The motion passed unanimously.

Ms. Andino updated the Commission on the status of the new statewide voting system. Ms. Andino reported that counties are preparing for the first statewide use of the electronic voting machines. Regional Managers, hired by the vendor, are working closely with county election commissions to ensure that the voting machines are ready for the June 13, 2006 Primary and June 27, 2006 Runoff. Training classes are being conducted for counties covering all steps from the receipt of their databases through election night reporting. The electronic voting machines have already been used in the majority of counties, so only a few counties will be using the new system for the first time.

Ms. Andino updated the Commission on the status of the Primary/Runoff legislation which is supported by the Department of Justice. This legislation requires an absentee instant runoff ballot to be mailed to UOCAVA citizens at least 45 days prior to the primary to ensure voters have time to receive, cast and return the ballots by the deadline. This legislative change allows SC to continue having runoffs two weeks following the Primary. Statewide meetings have been conducted to discuss the new procedures. Additional classes for directors and absentee clerks have been conducted to instruct counties on how to process instant runoff ballots. The Department of Justice expressed its appreciation for this legislation getting passed so quickly.

Ms. Andino reported that a Primary Preparations meeting was held at the SC State Museum on April 6, 2006 with 45 counties in attendance. Counties are currently proofing and approving ballot data. Candidate filings for the June 13 Primary have been posted to the SEC website.

Ms. Andino reported that May 2006 has been declared Voter Education Month throughout the State of South Carolina by proclamations of the Governor and the General Assembly. A kick-off meeting will be held on May 3<sup>rd</sup> on the south steps of the SC State House. Following the initial kick-off meeting, regional press conferences will be held in Greenville, Florence and Charleston. Throughout the month, the HAVA bus, along with the HAVA Voter Education Team, will visit numerous festivals, meetings, fairs, and other events throughout the state to demonstrate the new voting machines.

The Governor has proclaimed May 3, 2006 as SC State Employee Recognition Day. The State Election Commission will have a luncheon on May 1<sup>st</sup> to recognize its employees for their hard work and dedication. Commissioners are invited to attend.

The Working Families Party has informed the Commission that it plans to submit a petition for party certification on May 4, 2006.

Mr. West made a motion to adjourn the meeting of the State Election Commission. Mrs. Pinson seconded the motion. The motion passed unanimously.

Respectfully submitted,

Cindy Peel  
Administrative Assistant

**STATE ELECTION COMMISSION  
2221 DEVINE STREET, SUITE 105  
COLUMBIA, SOUTH CAROLINA 29205**

**May 31, 2006  
10:00 a.m.**

Members Present: Mr. Karl S. Bowers, Jr., Chairman; Mr. Edward K. Pritchard, Jr.; Mrs. Pamela B. Pinson and Mr. John H. Hudgens, III - via teleconference.

Others Present: Ms. Marci Andino, Executive Director

**THE MEETING OF THE STATE ELECTION COMMISSION WAS HELD PURSUANT TO THE FREEDOM OF INFORMATION ACT AND ALL REQUIRED NOTIFICATIONS WERE MADE.**

Chairman Bowers called the meeting of the State Election Commission to order.

The first item of business was the approval of Minutes from the February 15, February 17 and April 19, 2006 meetings. Chairman Bowers made a motion to table approval of Minutes until the next monthly meeting. Mrs. Pinson seconded the motion. The motion passed unanimously.

Ms. Andino updated the Commission on the status of the primary preparations. Ms. Andino reported that there are 13 days left until the statewide primaries. June 13<sup>th</sup> will be the first statewide use of the electronic voting system. Counties are preparing voting machines and training poll workers. The voter registration lists for counties will be printed this weekend at the Office of the Chief Information Officer (CIO).

Election database issues are being resolved. Election Systems & Software (ES&S) has been responsive to these database issues, and the Commission has been working closely with ES&S to ensure that these issues will be resolved prior to election day.

Ms. Andino reminded the Commission that on Saturday, June 17<sup>th</sup> at 10:00 a.m. the Board of Canvassers will meet to certify primary results and order any runoff elections that may be necessary.

Ms. Andino updated the Commission on the status of the statewide voter registration system. Ms. Andino reported that on May 22<sup>nd</sup> a letter was sent to Frank Fusco, executive director of the State Budget and Control Board, recapping previous efforts to re-write the statewide voter registration system and requesting a refund in the amount of \$1.4 million. To date, Mr. Fusco has not responded to the letter.

Ms. Andino reported the FY 2006-07 State Appropriations bill is being considered by conference committee. The Appropriations Act funds the Commission at the same level as FY 2005-06. Appropriated funds for the general election will be \$3.125 million, which includes a pay increase from \$50 to \$60/day for poll workers. The last increase in

pay for poll workers was in 1999. The Commission will receive \$250,000 for recurring funds to support the statewide voting system and \$500,000 for continuing voting education efforts.

Chairman Bowers asked if we have had any response to our May Voter Education Month program. Ms. Andino reported that the kick-off meeting on May 3<sup>rd</sup> on the south steps of the SC State House received excellent media coverage. Some of the Voter Education Month activities included: counties honoring Golden and Youngest Voters, editorial board meetings with major newspapers, and television stations conducting week-long coverage on voter education.

Chairman Bowers requested an update on Bill H4579. The bill would require municipal and school board elections be held on same day as the general election. The bill passed the House but was not approved by the Senate subcommittee.

Mr. Pritchard made a motion to adjourn the meeting of the State Election Commission. Mrs. Pinson seconded the motion. The motion passed unanimously.

Respectfully submitted,

Cindy Peel  
Administrative Assistant

**STATE ELECTION COMMISSION  
2221 DEVINE STREET, SUITE 105  
COLUMBIA, SOUTH CAROLINA 29205**

**July 19, 2006  
10:00 a.m.**

Members Present: Mr. Karl S. Bowers, Jr., Chairman; Mr. Edward K. Pritchard, Jr.; Mr. John H. Hudgens, III; via teleconference – Mr. John S. West and Mrs. Pamela B. Pinson

Others Present: Ms. Marci Andino, Executive Director and Attorney John D. Elliott for the Working Families Party

**THE MEETING OF THE STATE ELECTION COMMISSION WAS HELD PURSUANT TO THE FREEDOM OF INFORMATION ACT AND ALL REQUIRED NOTIFICATIONS WERE MADE.**

Chairman Bowers called the meeting of the State Election Commission to order.

The Minutes from the February 15, February 17, April 19, May 31, June 17, June 19 and July 1, 2006 meetings were considered for approval.

Mr. Pritchard made a motion to approve the entire slate of Minutes as amended. Mr. Hudgens seconded the motion. The motion passed unanimously.

Ms. Andino reported that a new political party, the Working Families Party, seeks certification and has submitted a petition containing more than 15,000 signatures. Ms. Andino provided copies of the petition checklist showing the total number of valid signatures exceeded the amount required for certification under State law. Ms Andino recommended that the Working Families Party be certified as a political party in South Carolina.

Chairman Bowers confirmed with Ms. Andino that the procedures for certification as set forth in Section 7-11-85 were followed.

Mr. Hudgens made a motion to certify the Working Families Party as a political party in South Carolina. Mr. Pritchard seconded the motion. The motion passed unanimously.

Ms. Andino stated that after the official certification today, the party may desire to have candidates on the General Election ballot. Ms. Andino stated that a court order will be necessary for the Working Families Party to have candidates to be placed on the ballot.

Attorney Jay Elliott appeared on behalf of the Working Families Party and stated that he would have pleadings and a proposed consent order delivered to the Commission next week.

Chairman Bowers stated that after the proposed consent order and pleadings are received they will be forwarded to the Attorney General's office, and the Commission will meet at a later date to discuss this matter and to obtain legal advice from counsel.

Ms. Andino reported on fusion candidates. An Attorney General's Opinion regarding fusion candidates was provided for review. Ms. Andino stated that fusion candidates are listed on the ballot as candidates of two different political parties. When a fusion candidate appears on the ballot, the votes received by that candidate are recorded by political party, and the totals are consolidated only if it would make a material difference in the outcome of the election. Ms. Andino asked the Commission if it was their desire to follow the same procedure as the Commission adopted in the past.

Chairman Bowers stated that he agreed to follow the same procedure as long as the candidate provided the Commission with written consent to appear as a fusion candidate. The Commissioners agreed with no objections.

Ms. Andino reported that a complaint was received from a citizen requesting the Commission to decertify county political parties that fail to organize on the precinct level and hold county conventions in accordance with applicable law.

Mr. West made a motion to discuss this matter in executive session since it involves potential litigation. Mr. Hudgens seconded the motion. The motion passed unanimously.

Upon return into open session, Chairman Bowers stated while in executive session no formal action had been taken.

Ms. Andino reported that renovations will begin next week on the parking lot at 2221 Devine Street. Ms. Andino stated that on-site parking will be limited during the next six months. The Department of Probation, Pardon and Parole (PPP) has made arrangements for use of the parking lot located at 1350 Harden Street Extension and PPP will provide a shuttle bus.

Chairman Bowers and Commissioner Hudgens offered the use of their respective offices to hold monthly meetings.

Ms. Andino reported that a complaint regarding the primary election was received from a York County resident who asserted that her right to privacy in the voting booth had been compromised. The State Election Commission forwarded the letter to the York County Election Commission for action.

Ms. Andino reminded the Commission that the Agency Head Evaluation Survey is due by August 15<sup>th</sup>.

There being no further business, Mr. West made a motion to adjourn the meeting of the State Election Commission. Mr. Hudgens seconded the motion. The motion passed unanimously.



Respectfully submitted,

Cindy Peel  
Administrative Assistant

**STATE ELECTION COMMISSION  
@ BB&T  
1901 ASSEMBLY STREET  
COLUMBIA, SOUTH CAROLINA 29201**

**August 16, 2006  
10:00 a.m.**

Members Present: Mr. Karl S. Bowers, Jr., Chairman; Mr. John S. West; Mr. John H. Hudgens, III; via teleconference – Mr. Edward K. Pritchard, Jr. and Mrs. Pamela B. Pinson

Others Present: Ms. Marci Andino, Executive Director; Sonny Jones, Attorney General's office; Attorney John D. Elliott and Laura Myers for the Working Families Party

**THE MEETING OF THE STATE ELECTION COMMISSION WAS HELD PURSUANT TO THE FREEDOM OF INFORMATION ACT AND ALL REQUIRED NOTIFICATIONS WERE MADE.**

Chairman Bowers called the meeting of the State Election Commission to order.

The Minutes from the July 19, 2006 meeting was considered for approval.

Mr. West made a motion to approve the Minutes as amended. Mr. Hudgens seconded the motion. The motion passed unanimously.

Ms. Andino reported that she had accepted service of the complaint and consent order from the Working Families Party.

Mr. Hudgens made a motion to go into executive session for the purpose of obtaining legal advice. Mr. Pritchard seconded the motion. The motion passed unanimously.

Mr. Hudgens made a motion to leave executive session. Mr. West seconded the motion. The motion passed unanimously.

Upon return into open session, Chairman Bowers stated while in executive session no formal action had been taken. Items 1 and 2 of agenda were discussed under new business while in executive session.

Sonny Jones, appearing as counsel for the State Election Commission, stated to Jay Elliott that he would file an Answer to the Working Families Party by Friday, August 18, 2006.

Ms. Andino reported on general election preparations. Ms. Andino stated that this will be the first general election using the new voting system. Certification of candidates from the political parties has been received and ballot definitions are being defined. The State Election Commission will be conducting a general election preparation workshop on

August 23<sup>rd</sup> at the South Carolina State Museum. The topics to be covered are: What's New for Poll Managers, UOCAVA and Absentee, Proofing Ballots, Testing Equipment, Election Results Reporting, Reimbursement for General Election Expenses, and Common Issues/Problems.

Ms. Andino reported on certification/decertification of voting systems. Ms. Andino requested direction on decertification of old software. A new version of software for the voting system will be coming out in a few months.

There being no further business, Mr. West made a motion to adjourn the meeting of the State Election Commission. Mr. Hudgens seconded the motion. The motion passed unanimously.

Respectfully submitted,

Cindy Peel  
Administrative Assistant

**STATE ELECTION COMMISSION  
2221 DEVINE STREET, SUITE 105  
COLUMBIA, SOUTH CAROLINA 29205**

**September 15, 2006  
10:00 a.m.**

Members Present: Mr. Karl S. Bowers, Jr., Chairman; Mr. John S. West; Mr. John H. Hudgens, III; and Mr. Edward K. Pritchard, Jr. via teleconference

Others Present: Ms. Marci Andino, Executive Director and via teleconference  
Sonny Jones, State Attorney General's Office

**THE MEETING OF THE STATE ELECTION COMMISSION WAS HELD PURSUANT TO THE FREEDOM OF INFORMATION ACT AND ALL REQUIRED NOTIFICATIONS WERE MADE.**

Chairman Bowers called the meeting to order and stated that notice of this meeting has been posted and is being held in full accordance with the Freedom of Information Act. Chairman Bowers stated that the purpose of the meeting was to discuss the Commission's response to the recent court order in the Working Families Party v. Bowers, et al. case requiring the Commission to place Working Families Party candidates on the November 2006 General Election Ballot. Chairman Bowers stated that Sonny Jones of the State Attorney General's office was present to provide legal advice to the Commission regarding this matter.

Mr. Hudgens made a motion to go into executive session for the sole purpose of receiving legal advice regarding this litigated matter. Mr. Pritchard seconded the motion. The Commission went into executive session.

Mr. West made a motion to leave executive session. Mr. Pritchard seconded the motion. The motion passed unanimously. Chairman Bowers stated that while in executive session no votes were taken and no action was taken while in executive session.

Mr. West made a motion to accept the advice and recommendations of counsel and staff and not appeal the court's decision to the Fourth Circuit Court of Appeals, to request that the court not seek certification of a question regarding the statute at issue to the S.C. Supreme Court, and to address the matter legislatively. Mr. Hudgens seconded the motion. The motion passed by unanimously.

Chairman Bowers and Mr. West commended Mr. Jones for his representation of the Commission in this legal matter and thanked him for his service.

Chairman Bowers recognized that this was the last meeting with Mr. West as a commissioner, and he commended Mr. West for his exemplary service to the Commission and to the State of South Carolina.

There being no further business, Chairman Bowers adjourned the meeting.

Respectfully submitted,

Chris Whitmire  
Public Information Officer

**STATE ELECTION COMMISSION  
@ NELSON MULLINS  
1320 MAIN STREET, 17<sup>TH</sup> FLOOR  
COLUMBIA, SOUTH CAROLINA 29201**

**September 20, 2006  
10:00 a.m.**

Members Present: Mr. Karl S. Bowers, Jr., Chairman; Mr. Edward K. Pritchard, Jr.;  
via teleconference – Mrs. Pamela B. Pinson

Others Present: Ms. Marci Andino, Executive Director

**THE MEETING OF THE STATE ELECTION COMMISSION WAS HELD PURSUANT TO THE  
FREEDOM OF INFORMATION ACT AND ALL REQUIRED NOTIFICATIONS WERE MADE.**

Chairman Bowers called the meeting of the State Election Commission to order. Chairman Bowers announced that Commissioner John S. West's term on the Commission expired on September 15, 2006, and he thanked Mr. West for his service on the Commission and to the people of South Carolina.

The Minutes from the March 15, August 16 and September 15, 2006 meetings were considered for approval.

Mr. Pritchard made a motion to approve the entire slate of Minutes as amended. Mrs. Pinson seconded the motion. The motion passed unanimously.

Ms. Andino reported that a new political party, the Labor Party, seeks certification and has submitted a petition containing more than 15,000 signatures. Ms. Andino provided copies of the petition checklist showing the total number of valid signatures exceeded the amount required for certification under State law. Ms. Andino recommended that the Labor Party be certified as a political party in South Carolina.

Chairman Bowers confirmed with Ms. Andino that the procedures for certification as set forth in Section 7-11-85 were followed.

Mr. Pritchard made a motion to certify the Labor Party as a political party in South Carolina. Mrs. Pinson seconded the motion. The motion passed unanimously.

Ms. Andino reported on the upcoming S.C.A.R.E. conference to be held in Myrtle Beach, South Carolina on January 31 – February 3, 2007. The agenda and additional information on the conference will be available as the conference draws nearer. The S.C.A.R.E. conference committee requests that Chairman Bowers present opening remarks on Thursday, February 1<sup>st</sup>. Ms. Andino stated that Commissioner Donetta Davidson from the Election Assistance Commission and Polli Brunelli, Director of the Federal Voting Assistance Program will be guest speakers.

Mrs. Peel, secretary to the Commission, handed out an Application for State Official license plate(s) for commissioner's who desire to purchase plates for 2007. The application should be completed and return by October 16, 2006.

Ms Andino reported Judge Currie granted injunctive relief to the Working Families Party. The Working Families nominees have been added to the general election ballot.

Ms. Andino reported on general election preparations. Ms. Andino stated that preparations are moving along and classes have been conducted for Absentee Clerks. Ms. Andino reported on several articles that have appeared recently in the national media that bring attention to concerns that there could be problems surrounding the 2006 General Election due to the large number of new, electronic voting systems being used for the first time throughout the country.

Ms Andino reported on a recently released security analysis of a Diebold voting machine conducted by Princeton University. This study has received a considerable amount of press and although it makes no reference to the iVotronic specifically, it questions the integrity of electronic voting machines in general. A Princeton professor hacked into the Diebold System. The Diebold System is activated by a smart card which allowed the hacking. ES&S is preparing a statement to the media that their system does not use a smart card and reassuring voters of the security of their system.

There being no further business, Mr. Pritchard made a motion to adjourn the meeting of the State Election Commission. Mrs. Pinson seconded the motion. The motion passed unanimously.

Respectfully submitted,

Cindy Peel  
Administrative Assistant

**STATE ELECTION COMMISSION  
@ NELSON MULLINS  
1320 MAIN STREET, 17<sup>TH</sup> FLOOR  
COLUMBIA, SOUTH CAROLINA 29201**

**October 18, 2006  
10:00 a.m.**

Members Present: Mr. Karl S. Bowers, Jr., Chairman; via teleconference – Mr. John H. Hudgens, III and Mrs. Pamella B. Pinson

Others Present: Ms. Marci Andino, Executive Director

**THE MEETING OF THE STATE ELECTION COMMISSION WAS HELD PURSUANT TO THE FREEDOM OF INFORMATION ACT AND ALL REQUIRED NOTIFICATIONS WERE MADE.**

Chairman Bowers called the meeting of the State Election Commission to order.

The first item of business was the approval of Minutes from the September 20 and October 5, 2006 meetings. Chairman Bowers made a motion to table approval of Minutes until the next monthly meeting. Mrs. Pinson seconded the motion. The motion passed unanimously.

Ms. Andino updated the Commission on the status of the general election preparations. Ms. Andino reported that the general election is three weeks away and preparations are in full mode. Election Systems and Software (ES&S) is completing ballot definitions and databases. There are ten counties still to get ready. The Working Families Party candidate names are being added to the general election ballots and absentee ballots. There have been some local candidate withdrawals but it is too late to remove their names from the general election ballot. We are constantly reminding counties of the need to closely follow established testing and security procedures. Counties have been given a guide stressing security issues. Public and media scrutiny continues as evidenced by the cover of the Rolling Stone Magazine which reads “Electronic Voting Machines Can’t Be Trusted” by Robert F. Kennedy, Jr. The article simply recaps events that have occurred over the past five years. The article leaves the average voter questioning the integrity of election officials and vendors as well as the reliability and accuracy of touch screen voting. We have mailed and posted on our Intranet site the Election Preparation and Results Accumulation Guide reminding counties the importance of testing and security. Ms. Andino also reported that Garry Baum and Heather Sherman, Division of Training, are conducting Poll Managers training in several counties in the use of the IvoTronic voting machines and conducting Rover training outlining the procedures on how to open/close voting machines.

Ms. Andino stated that the general election will be the last election that ES&S will support. We are confident that we are prepared to take over the support. We have created 200,000 databases. A Press Release is being sent out instructing voters of the last day to register to vote and for requesting an absentee ballot in a voter guide. A 55 to 60



percent voter turnout is expected. Usually 58 to 60 percent of registered voters actually turn out to vote. Statewide races are expected to be close.

Chairman Bowers stated that he will be visiting the SEC office mid-day and after the polls close on election day and Mr. Hudgens also stated he will be visiting the SEC office as well.

Ms. Andino handed Chairman Bowers a copy of the schedule for hearing Protest and Appeals. Copies will be distributed to all Commissioners. Ms. Andino stated that the deadline for counties to certify results to the SEC is November 11. The deadline for filing protests of county or less than countywide election with the county election commissions is November 15 and not earlier than November 20 for multiple county races such as SC House of Representatives and State Senate. The SEC convenes as the State of Board of Canvassers to certify all offices and questions on November 15. The SEC must hear all protests by December 15. The deadline for filing appeals is November 27 and the SEC must hear appeals prior to December 11. All commissioners will receive an updated copy of the Protest and Appeals Handbook.

Ms. Andino reported on correspondence received from voters. Ms. Andino stated that voters are going to a website Working Assets and signing up. Voters are asking that state officials run a clean, fair election on November 7th. We are responding to the 75 letters received. We have received email following Congress attempt to require emergency paper ballots instead of using voting machines. We are responding that we have emergency paper ballots in place for use only when voting machines are inoperable. Chris Whitmire, Public Information Officer for the SEC has been speaking with callers and has been successful with turning concerned voters around in their view of the electronic voting machines not being safe and secure.

Ms. Andino reported on the upcoming S.C.A.R.E. conference to be held in Myrtle Beach, South Carolina on January 31 – February 3, 2007. The agenda is still tentative will follow up when agenda has been finalized. The SEC program is scheduled for Thursday, February 1 and our monthly meeting will be held prior to the SEC program.

Chairman Bowers, Mr. Hudgens and Mrs. Pinson stated that they will be in attendance.

There being no further business, Mr. Hudgens made a motion to adjourn the meeting of the State Election Commission. Mrs. Pinson seconded the motion. The motion passed unanimously.

Respectfully submitted,

Cindy Peel  
Administrative Assistant

**STATE ELECTION COMMISSION  
2221 DEVINE STREET, SUITE 105  
COLUMBIA, SOUTH CAROLINA 29205**

**November 28, 2006  
10:00 a.m.  
via teleconference**

Members Present: Mr. Karl S. Bowers, Jr., Chairman; Mr. Bryan Stirling; - via teleconference - Edward K. Pritchard, Jr.; Mrs. Pamella B. Pinson; and Mr. John H. Hudgens, III

Others Present: Ms. Marci Andino, Executive Director; Mr. Garry Baum; Public Information Director; Mr. Rod Shealy of Danny Stacy's Campaign House District No. 29

**THE MEETING OF THE STATE ELECTION COMMISSION WAS HELD PURSUANT TO THE FREEDOM OF INFORMATION ACT AND ALL REQUIRED NOTIFICATIONS WERE MADE.**

Chairman Bowers called the meeting of the State Election Commission to order to schedule one Protest and three Appeals. The deadline to schedule appeals is Monday, December 11<sup>th</sup> and the deadline to schedule protests is Friday, December 15<sup>th</sup>. Chairman Bowers stated for the record that the meeting had been properly posted and all required notifications had been made.

Ms. Andino advised that Jerry Horton timely filed an appeal of the decision of the Kershaw County Board of Canvassers made on November 20<sup>th</sup> in the Kershaw County Council District 6 race and Ricky A. Carey timely filed an appeal of the decision of the decision of the Kershaw County Board of Canvassers made on November 20<sup>th</sup> in the Kershaw County Lugoff Fire District race. Ms. Andino also advised that an appeal was timely filed of the decision of the Horry County Board of Canvassers made on November 20<sup>th</sup> regarding the distribution of literature pertaining to a local referendum question.

Chairman Bowers further explained that the Horry County protest was filed by a poll worker named Michael Visnich, but the appeal of the decision below as filed by Birgit H. Darby.

After some discussion the Board voted to dismiss the appeal filed by Mrs. Darby due to a lack of standing. Mr. Hudgens made the motion to dismiss the appeal due to lack of standing. Mr. Pritchard seconded the motion. The motion passed unanimously.

Ms. Andino advised that a protest had been timely filed with SLED headquarters by Rod Shealy on behalf of Danny Stacy candidate for S.C. House of Representatives District 29 and hand delivered to the State Election Commission.

There being no further business the Board adjourned.

Respectively submitted,

Cindy Peel  
Administrative Assistant

STATE BOARD OF CANVASSERS  
MINUTES

2005-2006

**STATE BOARD OF CANVASSERS  
2221 Devine Street, Suite 105  
Columbia, South Carolina 29205**

**July 1, 2005**

**5 p.m.**

**Via Tele-Conference Call**

Present: Mr. Karl S. Bowers, Jr., Chairman; Mr. Edward K. Pritchard, Jr.; Mr. John S. West; and Mr. John H. Hudgens, III

Others Present: Marci Andino, Executive Director

**THE MEETING OF THE STATE BOARD OF CANVASSERS WAS HELD PURSUANT TO THE FREEDOM OF INFORMATION ACT AND ALL REQUIRED NOTIFICATIONS WERE MADE.**

Chairman Bowers called the Board of Canvassers to order. Mr. Bowers stated that the purpose of the meeting was to certify the results of the Democratic and Republican Primaries for SC House District 121 held on June 28, 2005 in Beaufort and Colleton counties.

Ms. Andino stated that the results of the June 28, 2005 Democratic and Republican Primaries for SC House District 121 have been verified and found to be true and accurate in all respects.

Mr. Hudgens made a motion to certify the results of the Republican Primary for SC House District 121. Mr. West seconded the motion. The motion carried unanimously.

Mr. West made a motion to certify the results of the Democratic Primary for SC House District 121. Mr. Pritchard seconded the motion. The motion carried unanimously.

There being no further business, the Board adjourned as the State Board of Canvassers.

Respectfully submitted,

Cindy Peel  
Administrative Assistant

**STATE BOARD OF CANVASSERS  
2221 Devine Street, Suite 105  
Columbia, South Carolina 29205**

**August 19, 2005  
2:00 p.m.  
Tele-Conference Call**

Present: Mr. Karl S. Bowers, Jr., Chairman; Mr. Edward K. Pritchard, Jr.; Mr. John H. Hudgens, III; and Ms. Pamela B. Pinson

Others Present: Marci Andino, Executive Director

**THE MEETING OF THE STATE BOARD OF CANVASSERS WAS HELD PURSUANT TO THE FREEDOM OF INFORMATION ACT AND ALL REQUIRED NOTIFICATIONS WERE MADE.**

Chairman Bowers called the Board of Canvassers to order. Mr. Bowers stated that the purpose of the meeting was to certify the results of the Republican Primary for SC House District 24 and Special Election for SC House District 121 held on August 16, 2005.

Ms. Andino stated that the results of the August 16, 2005 Republican Primary for SC House District 24 in Greenville County have been verified and found to be true and accurate in all respects.

Chairman Bowers made a motion to adopt the certified results as posted by the Greenville County Board of Canvassers and set the date for a runoff between Bruce W. Bannister and William D. Herlong for August 30, 2005. Mr. Hudgens seconded the motion. The motion carried unanimously.

Ms. Andino stated that the results of the August 16, 2005 Special Election for SC House District 121 in Beaufort and Colleton County have been verified and found to be true and accurate in all respects.

Chairman Bowers made a motion to adopt the certified results as posted by Beaufort and Colleton County Board of Canvassers and certify Kenneth F. Hodges as the winner. Mr. Hudgens seconded the motion. The motion carried unanimously.

There being no further business, the Board adjourned as the State Board of Canvassers.

Respectfully submitted,

Cindy Peel  
Administrative Assistant

**STATE BOARD OF CANVASSERS  
2221 Devine Street, Suite 105  
Columbia, South Carolina 29205**

**September 2, 2005  
2:00 p.m.  
Tele-Conference Call**

**THE MEETING OF THE STATE BOARD OF CANVASSERS WAS HELD PURSUANT TO THE FREEDOM OF INFORMATION ACT AND ALL REQUIRED NOTIFICATIONS WERE MADE.**

Present: Mr. Karl S. Bowers, Jr., Chairman; Mr. Edward K. Pritchard, Jr.; Mr. John S. West; and Ms. Pamela B. Pinson

Others Present: Marci Andino, Executive Director

Chairman Bowers called the Board of Canvassers to order. Mr. Bowers stated that the purpose of the meeting was to certify the results of the Republican Primary Runoff for SC House District 24 held on August 30, 2005.

Ms. Andino stated that the results of the August 30, 2005 Republican Primary Runoff for SC House District 24 in Greenville County have been verified and found to be true and accurate in all respects. Mr. Bruce W. Bannister received 2637 votes and Mr. William D. Herlong received 1325 votes.

Chairman Bowers made a motion to adopt the certified results as posted by the Greenville County Board of Canvassers and certify Bruce W. Bannister as the winner. Mr. West seconded the motion. The motion carried unanimously.

There being no further business, the Board adjourned as the State Board of Canvassers.

Respectfully submitted,

Cindy Peel  
Administrative Assistant

**STATE BOARD OF CANVASSERS  
2221 Devine Street, Suite 105  
Columbia, South Carolina 29205**

**October 7, 2005**

**2 p.m.**

**Via Tele-Conference Call**

**THE MEETING OF THE STATE BOARD OF CANVASSERS WAS HELD PURSUANT TO THE FREEDOM OF INFORMATION ACT AND ALL REQUIRED NOTIFICATIONS WERE MADE.**

Present: Mr. Karl S. Bowers, Jr., Chairman; Mr. Edward K. Pritchard, Jr.; Mr. John H. Hudgens, III; and Mrs. Pamela B. Pinson

Others Present: Marci Andino, Executive Director

Chairman Bowers called the Board of Canvassers to order. Chairman Bowers stated that the purpose of the meeting was to certify the results of the SC House District 24 Special Election held on October 4, 2005 in Greenville County.

Ms. Andino stated that the results of the October 4, 2005 SC House District 24 Special Election held on October 4, 2005 in Greenville County have been verified and found to be true and accurate in all respects.

Chairman Bowers made a motion to adopt the certified results as posted by the Greenville County Board of Canvassers and certify Bruce W. Bannister as the winner. Mr. Pritchard seconded the motion. The motion carried unanimously.

There being no further business, the Board adjourned as the State Board of Canvassers.

Respectfully submitted,

Cindy Peel  
Administrative Assistant



**STATE BOARD OF CANVASSERS  
2221 Devine Street, Suite 105  
Columbia, South Carolina 29205**

**October 14, 2005**

**2 p.m.**

**Via Tele-Conference Call**

**THE MEETING OF THE STATE BOARD OF CANVASSERS WAS HELD PURSUANT TO THE FREEDOM OF INFORMATION ACT AND ALL REQUIRED NOTIFICATIONS WERE MADE.**

Present: Mr. John H. Hudgens, III; Mr. Edward K. Pritchard, Jr.; Mr. John S. West;  
and Mrs. Pamella B. Pinson

Others Present: Marci Andino, Executive Director

Commissioner Hudgens called the Board of Canvassers to order. Commissioner Hudgens stated that the purpose of the meeting was to certify the results of the SC House District 31 Special Democratic Primary held on October 11, 2005 in Spartanburg County.

Ms. Andino stated that the results of the October 11, 2005 SC House District 31 Special Democratic Primary held on October 11, 2005 in Spartanburg County have been verified and found to be true and accurate in all respects.

Mr. West made a motion to adopt the certified results as posted by the Spartanburg County Board of Canvassers and certify Harold Mitchell as the winner. Mrs. Pinson seconded the motion. The motion carried unanimously.

Mr. West made the motion for the Board to adjourn. Mrs. Pinson seconded the motion. There being no further business, the Board adjourned as the State Board of Canvassers.

Respectfully submitted,

Cindy Peel  
Administrative Assistant

**STATE BOARD OF CANVASSERS  
2221 Devine Street, Suite 105  
Columbia, South Carolina 29205**

**December 2, 2005  
2 p.m.  
Via Tele-Conference**

**THE MEETING OF THE STATE BOARD OF CANVASSERS WAS HELD PURSUANT TO THE FREEDOM OF INFORMATION ACT AND ALL REQUIRED NOTIFICATIONS WERE MADE.**

Present: Mr. Karl S. Bowers, Jr., Chairman; Mr. Edward K. Pritchard, Jr.; Mr. John H. Hudgens, III; Mr. John S. West; and Mrs. Pamela B. Pinson

Others Present: Marci Andino, Executive Director

Chairman Bowers called the meeting of the State Board of Canvassers to order. Chairman Bowers stated that the purpose of the meeting was to certify the results of the SC House District 31 Special Election held on November 29, 2005 in Spartanburg County.

Ms. Andino stated that the results of the SC House District 31 Special Election held on November 29, 2005 in Spartanburg County have been verified and found to be true and accurate in all respects.

Chairman Bowers made a motion to adopt the certified results as posted by the Spartanburg County Board of Canvassers and certify Harold Mitchell as the winner. Mr. Pritchard seconded the motion. The motion carried unanimously.

There being no further business, the meeting was adjourned.

Respectfully submitted,

Cindy Peel  
Administrative Assistant

**STATE BOARD OF CANVASSERS  
2221 Devine Street, Suite 105  
Columbia, South Carolina 29205**

**January 6, 2006  
2 p.m.  
Via Tele-Conference**

**THE MEETING OF THE STATE BOARD OF CANVASSERS WAS HELD PURSUANT TO THE FREEDOM OF INFORMATION ACT AND ALL REQUIRED NOTIFICATIONS WERE MADE.**

Present: Mr. Karl S. Bowers, Jr., Chairman; Mr. Edward K. Pritchard, Jr.; Mr. John H. Hudgens, III; Mr. John S. West; and Mrs. Pamela B. Pinson

Others Present: Marci Andino, Executive Director

Chairman Bowers called the meeting of the State Board of Canvassers to order. Chairman Bowers stated that the purpose of the meeting was to certify the results of the SC House District 64 Special Democratic Primary held on January 3, 2006 in Clarendon and Williamsburg Counties.

Ms. Andino stated that the results of the SC House District 64 Special Democratic Primary held on January 3, 2006 in Clarendon and Williamsburg Counties have been verified and found to be true and accurate in all respects.

Mr. Hudgens made a motion to adopt the certified results as indicated by Clarendon and Williamsburg County Board of Canvassers and certify Cathy B Harvin as the winner. Mr. Pritchard seconded the motion. The motion carried unanimously.

Chairman Bowers informed the Commission that a question was raised as to whether or not Section 7-13-190(E) applied to this election. The Commission will discuss this in a subsequent meeting. In accordance to Section 7-13-190, special election to be held on February 14, 2006.

There being no further business, the meeting of the State Board of Canvassers adjourned

Respectfully submitted,

Cindy Peel  
Administrative Assistant

**STATE BOARD OF CANVASSERS  
2221 Devine Street, Suite 105  
Columbia, South Carolina 29205**

**February 17, 2006  
2 p.m.  
Via Tele-Conference**

**THE MEETING OF THE STATE BOARD OF CANVASSERS WAS HELD PURSUANT TO THE FREEDOM OF INFORMATION ACT AND ALL REQUIRED NOTIFICATIONS WERE MADE.**

Present: Mr. Karl S. Bowers, Jr., Chairman; Mr. John S. West; and Mrs. Pamela B. Pinson

Others Present: Marci Andino, Executive Director

Chairman Bowers called the meeting of the State Board of Canvassers to order. Chairman Bowers stated that the purpose of the meeting was to certify the results of the SC House District 64 Special Election held on February 14, 2006 in Clarendon and Williamsburg Counties.

Ms. Andino stated that the results of the SC House District 64 Special Election held on February 14, 2006 in Clarendon and Williamsburg Counties have been verified and found to be true and accurate in all material respects.

Mrs. Pinson made a motion to adopt and certify the results of the election as indicated by the respective Clarendon and Williamsburg County Boards of Canvassers and certify Cathy B. Harvin as the winner. Mr. West seconded the motion. The motion carried unanimously.

Ms. Andino stated that she had received an inquiry from the office of the Speaker of the House of Representatives regarding when the certification would be sent to the Secretary of State's office. Following some discussion, Chairman Bowers stated that the certification will be forwarded to the Secretary of State in accordance with the Commission's existing policy regarding certification.

There being no further business, the meeting of the State Board of Canvassers was adjourned.

Respectfully submitted,

Cindy Peel  
Administrative Assistant

**STATE BOARD OF CANVASSERS  
2221 DEVINE STREET, SUITE 105  
COLUMBIA, SOUTH CAROLINA 29205**

**June 17, 2006  
10:00 a.m.**

Members Present: Mr. Karl S. Bowers, Jr., Chairman; via conference - Mr. John S. West; Mr. Edward K. Pritchard, Jr.; and Mr. John H. Hudgens, III

Others Present: Ms. Marci Andino, Executive Director; Scott Malyerck, Executive Director and Jay W. Ragley, Political Director of the SC Republican Party; Conway Belangia, Director of the Greenville County Registration and Elections; and Lewis Turner, WLTX-News 19

**THE MEETING OF THE STATE BOARD OF CANVASSERS WAS HELD PURSUANT TO THE FREEDOM OF INFORMATION ACT AND ALL REQUIRED NOTIFICATIONS WERE MADE.**

Chairman Bowers called the meeting of the State Election Commission to order as it convened as the State Board of Canvassers to certify the statewide Primary and order any recounts/runoffs as required by law. Chairman Bowers stated that immediately following the conclusion of the State Board of Canvassers meeting, the State Election Commission will hold its regular monthly meeting. Chairman Bowers called the roll and announced those present in the room for the commissioners in attendance via teleconference. Chairman Bowers stated for the record that the meeting had been properly posted and all required notifications had been made.

Ms. Andino presented the results of the Democratic and Republican Primary as certified to the Board by the respective counties. Ms. Andino stated that the results have been reviewed and are true and accurate in all material respects.

Ms. Andino advised the Board that mandatory recounts are necessary for the following offices:

Democratic

House of Representatives – District 37      Spartanburg County

Republican

House of Representatives – District 49      York County

Mr. West made the motion to order recounts in the above races to be held on Monday, June 19, 2006 at 9:00 a.m. and to certify those recounts via teleconference at 4:00 p.m. on that same day. Mr. Pritchard seconded the motion. The motion passed unanimously.

Ms. Andino also advised the Board that runoffs are required in the following races because no candidate received a majority of the votes cast:

Republican

Lieutenant Governor - Andre Bauer and Mike Campbell.

State Treasurer - Thomas Ravenel and Jeff Willis.

House District 96 - Ken Clark and Kit Spires, Aiken and Lexington County.

House District 119 - Greg Hart and Suzanne R. Piper, Charleston County.

Ms. Andino reported formal letters of withdrawal were received from Greg Ryberg and Rick Quinn, candidates in the State Treasurer's race.

Mr. West asked if the two letters of withdrawal received were in proper form. Ms. Andino responded that they were properly submitted.

Chairman Bowers stated that in the State Treasurer's race inquiries were received regarding the eligibility of the candidate who received the least number of votes in the primary election to participate in the runoff. On the advice of counsel, such candidate is eligible and a runoff is appropriate under South Carolina law.

Ms. Andino also advised that a runoff is also necessary in the Democratic races for the U.S. House of Representatives District 1 and State House District 62 as follows:

Democratic

U.S. House of Representatives, District 1 - Ben Frasier and Randy Maatta, Berkeley, Charleston, Dorchester, Georgetown and Horry counties.

State House District 62 - Gabriella Dottie Mack-White and Robert Williams, Darlington and Florence County.

Mr. Pritchard made the motion to order a runoff in all of the above races to be held on Tuesday, June 27, 2006. Mr. West seconded the motion. The motion passed unanimously.

Mr. Hudgens made the motion to certify the results of the Democratic and Republican primaries held on Tuesday, June 13, 2006. Mr. West seconded the motion. The motion passed unanimously.

Ms. Andino stated that a notice regarding certifications and runoff elections will be sent to all involved county election commissions, the Democratic and Republican parties and the media.

There being no further business the Board adjourned.

Respectively submitted,

Cindy Peel  
Administrative Assistant

**STATE BOARD OF CANVASSERS  
2221 DEVINE STREET, SUITE 105  
COLUMBIA, SOUTH CAROLINA 29205**

**June 19, 2006  
4:00 p.m.  
via Tele-Conference**

Members Present: Mr. Karl S. Bowers, Jr., Chairman; Mr. John S. West; Mr. Edward K. Pritchard, Jr.; Mr. John H. Hudgens, III; and Mrs. Pamela B. Pinson

Others Present: Mrs. Donna Royson, Deputy Director

**THE MEETING OF THE STATE BOARD OF CANVASSERS WAS HELD PURSUANT TO THE FREEDOM OF INFORMATION ACT AND ALL REQUIRED NOTIFICATIONS WERE MADE.**

Chairman Bowers called the meeting of the State Board of Canvassers to order and stated for the record that the meeting had been properly posted and all required notifications had been made.

Mrs. Royson presented the results of the recount for State House of Representatives, District 37. Mrs. Royson stated that the results had been reviewed and had not changed and are true and accurate in all material respects.

Mr. Pritchard made the motion to certify Ralph Davenport as the winner of the recount for the Republican Party Primary for House District 37. Ms. Pinson seconded the motion. The motion passed unanimously.

Mrs. Royson presented the results of the recount for State House of Representatives, District 49. Mrs. Royson stated that the results had been reviewed and had not changed and are true and accurate in all material respects.

Mr. Hudgens made the motion to certify Bessie Moody-Lawrence as the winner of the Democratic Party Primary recount for House District 49. Mrs. Pinson seconded the motion. The motion passed unanimously.

Mrs. Royson stated that protests were timely filed with the respective political parties following the announcement of the recount results.

There being no further business the Board adjourned.

Respectively submitted,

Cindy Peel  
Administrative Assistant

**STATE BOARD OF CANVASSERS  
2221 DEVINE STREET, SUITE 105  
COLUMBIA, SOUTH CAROLINA 29205**

**July 1, 2006  
10:00 a.m.  
via Tele-Conference**

Members Present: Mr. Karl S. Bowers, Jr., Chairman; Mr. John S. West; Mr. Edward K. Pritchard, Jr.; and Mrs. Pamela B. Pinson.

Others Present: Ms. Marci Andino, Executive Director

**THE MEETING OF THE STATE BOARD OF CANVASSERS WAS HELD PURSUANT TO THE FREEDOM OF INFORMATION ACT AND ALL REQUIRED NOTIFICATIONS WERE MADE.**

Chairman Bowers called the meeting of the State Board of Canvassers to order to certify the June 27, 2006 Primary runoff results. Chairman Bowers stated for the record that the meeting had been properly posted and all required notifications had been made.

Ms. Andino presented the results of the Democratic and Republican Primary runoffs as certified to the Board by the respective counties. Ms. Andino advised the Board that no other recounts/runoffs are necessary, and that these results are true and accurate in all material respects.

Mrs. Pinson made the motion to certify the results of the Democratic and Republican runoffs held on June 27, 2006. Mr. West seconded the motion. The motion passed unanimously.

There being no further business the Board adjourned.

Respectively submitted,

Cindy Peel  
Administrative Assistant



**STATE BOARD OF CANVASSERS  
2221 DEVINE STREET, SUITE 105  
COLUMBIA, SOUTH CAROLINA 29205**

**October 5, 2006  
4:00 p.m.  
via Tele-Conference**

Members Present: Mr. Karl S. Bowers, Jr., Chairman; Mr. John H. Hudgens, III; and Mr. Edward K. Pritchard, Jr.

Others Present: Ms. Marci Andino, Executive Director

**THE MEETING OF THE STATE BOARD OF CANVASSERS WAS HELD PURSUANT TO THE FREEDOM OF INFORMATION ACT AND ALL REQUIRED NOTIFICATIONS WERE MADE.**

Chairman Bowers called the meeting of the State Board of Canvassers to order to certify the September 19, 2006 Senate District #5 Democratic and Republican Primaries and the October 3, 2006 Senate District #5 Republican Primary Runoff results. Chairman Bowers stated for the record that the meeting had been properly posted and all required notifications had been made.

Ms. Andino presented the results of the September 19, 2006 Senate District #5 Democratic and Republican Primaries and the October 3, 2006 Senate District #5 Republican Primary Runoff. Ms. Andino advised the Board that these results are true and accurate in all material respects.

Mr. Hudgens made the motion to certify the results of the September 19, 2006 Senate District #5 Democratic and Republican Primaries and the October 3, 2006 Senate District #5 Republican Primary Runoff. Mr. Pritchard seconded the motion. The motion passed unanimously.

There being no further business the Board adjourned.

Respectively submitted,

Cindy Peel  
Administrative Assistant

**STATE BOARD OF CANVASSERS  
2221 DEVINE STREET, SUITE 105  
COLUMBIA, SOUTH CAROLINA 29205**

**November 15, 2006**

**10:00 a.m.**

Members Present: Mr. Karl S. Bowers, Jr., Chairman; Mr. Edward K. Pritchard, Jr.; Mrs. Pamela B. Pinson; via conference - Mr. John H. Hudgens, III; and Sitting-In Newly Appointed Member – Mr. Bryan Stirling

Others Present: Ms. Marci Andino, Executive Director; Mr. Christopher Whitmire; Public Information Officer; Mr. Joseph Debney, Program Coordinator;; Mr. Joe Erwin, SC Democratic Party Chairman; Mr. Scott Malyerck, SC Republican Party Director; Mr. Steven Bates, Attorney; Mr. Jim Davenport, Associated Press; and Ms. Jennifer Wilson, WIS-News 10

**THE MEETING OF THE STATE BOARD OF CANVASSERS WAS HELD PURSUANT TO THE FREEDOM OF INFORMATION ACT AND ALL REQUIRED NOTIFICATIONS WERE MADE.**

Chairman Bowers called the meeting of the State Election Commission to order as it convened as the State Board of Canvassers to certify the statewide General Election and order any recounts as required by law. Chairman Bowers stated that immediately following the conclusion of the State Board of Canvassers meeting, the State Election Commission will hold its regular monthly meeting. Chairman Bowers called the roll and announced those present in the room for the commissioners in attendance via teleconference. Chairman Bowers stated for the record that the meeting had been properly posted and all required notifications had been made.

Ms. Andino presented the results of the Statewide General Election as certified to the Board by the respective counties. Ms. Andino stated that the results have been reviewed and are true and accurate in all material respects.

Chairman Bowers asked Ms. Andino if she was satisfied that the results are true and accurate. Ms. Andino responded, yes, with the exception of Greenville County. There were 31 ballots found in the bottom of a ballot box. The ballots have not been opened and arrived after the closing of the polls. Ms. Andino recommended that they be included in the totals as they exist after a recount is ordered by the Commission.

Mr. Pritchard made the motion to certify the results of the Statewide General Election as certified by the respective counties. Mr. Hudgens seconded the motion. The motion passed unanimously.

Mr. Pritchard made the motion to include the totals as they exist after a recount is ordered by the Commission and accept the treatment of the 31 ballots found in ballot box in Greenville County as recommended by Ms. Andino. Mr. Hudgens seconded the motion. The motion passed unanimously.

Ms. Andino advised the Board that mandatory recounts are necessary. The law provides that a recount is mandatory if the difference between any candidate declared nominated and any other candidate not declared nominated is not more than one percent of the total votes cast for all candidates in that particular race as set forth in Section 7-17-280. The following mandatory recounts are necessary for the following races:

Lieutenant Governor – Andre Bauer and Robert Barber  
State Superintendent of Education – Karen Floyd and Jim Rex  
State House of Representatives, District 29 (Cherokee, Chester, and York Counties) – Danny Stacey and Dennis Carroll Moss  
State House of Representatives, District 115 (Charleston County) – Wallace Scarborough and Eugene Platt (Democratic/Working Families Parties)

Ms. Andino recommended that the recounts be ordered for Thursday, November 16, 2006 at 9 a.m. Counties will be advised to make the necessary notifications regarding the recount and post a 24-hour notice of their commission meeting and report results back to the State Election Commission tomorrow.

Mr. Pritchard made the motion to order a recount in all of the above races to be held on Thursday, November 16, 2006 at 9 a.m. Mr. Hudgens seconded the motion. The motion passed unanimously.

Chairman Bowers called for a motion to schedule recount certification of results via teleconference for Friday, November 17, 2006 at 10 a.m.

Mr. Pritchard made the motion to schedule recount certification of results via teleconference for Friday, November 17, 2006 at 10 a.m. Mr. Hudgens seconded the motion. The motion passed unanimously.

Chairman Bowers stated that this concludes the meeting as the State Board of Canvassers and called the State Election Commission to order.

Chairman Bowers stated for the record that a newly appointed member of the State Election Commission was present today. Mr. Bryan P. Stirling of McAngus Goudelock & Courie law firm was welcomed to the Board.

The first item of business was the approval of Minutes from the September 20 and October 5, 2006 meetings.

Mr. Pritchard made a motion to approve the entire slate of Minutes as currently drafted. Mrs. Pinson seconded the motion. The motion passed unanimously.

Ms. Andino gave a recap of the General Election. Ms. Andino stated that countywide and less than countywide offices have until noon, next Wednesday (Nov. 22), following certification and recount, if any, for protest to be filed with the county election commission or county Sheriff. Multiple counties have until noon, five days (Nov. 20), following certification and recount, if any, for protest to be filed with the State Election Commission or SLED. Ms. Andino reported that two protests may be filed. The first involves a county council race in Abbeville County, and the second involves a PSD race in Kershaw County. An updated Protest and Appeal Guidelines Handbook was handed out to all commissioners. Ms. Andino stated that hearings will be scheduled in December.

Ms. Andino gave an overview of election day. Ms. Andino stated that we had some issues with our new website scvotes.org getting too many hits and kept going down. We quickly recovered the problem by moving to the CIO's website. We were eventually able to move everything to our old website state.sc.us/scsec.

Ms. Andino reported that poll managers gained insight with poll managers training they received. There was one incident where Lancaster County was issued a court order to hold their polls open for one (1) hour later because of late opening of the polls. Voting machines worked extremely well. There was a ratio of 10 out of 12,000 voting machines with any kind of problem. There was a fifty percent unofficial voter turnout.

In past elections, there have been reports of waiting to vote because of long lines. There were only a few reports of waiting in line for an hour or more. Richland County reported that they did not have the long lines like in the primary election. The constitutional amendments were handed out in line for voters to view before voting without causing any delays.

Mr. Hudgens stated that he felt that the new statewide electronic voting system had a lot to do with the efficiency of voting in the general election this year.

Chairman Bowers stated his appreciation to the SEC and counties for a job well done. He further stated that we are moving forward with modification in training to our counties.

There being no further business the Board adjourned.

Respectively submitted,

Cindy Peel  
Administrative Assistant

**STATE BOARD OF CANVASSERS  
2221 DEVINE STREET, SUITE 105  
COLUMBIA, SOUTH CAROLINA 29205**

**November 17, 2006  
10:00 a.m.  
via teleconference**

Members Present: Mr. Karl S. Bowers, Jr., Chairman; Mr. Edward K. Pritchard, Jr.; Mrs. Pamella B. Pinson; Mr. John H. Hudgens, III; and Mr. Bryan Stirling

Others Present: Ms. Marci Andino, Executive Director; Mr. Christopher Whitmire; Public Information Officer; Mr. Joe Erwin and Mr. Patrick Norton, SC Democratic Party Chairman; Mr. Scott Malyerck, SC Republican Party Director; Mr. Steven Bates, Attorney; Mr. Jim Davenport, Associated Press

**THE MEETING OF THE STATE BOARD OF CANVASSERS WAS HELD PURSUANT TO THE FREEDOM OF INFORMATION ACT AND ALL REQUIRED NOTIFICATIONS WERE MADE.**

Chairman Bowers called the meeting of the State Board of Canvassers to order to certify the results of the recounts for Lieutenant Governor, State Superintendent of Education, State House of Representatives Districts 29 and 115 as ordered by the Board on November 20th. Chairman Bowers stated for the record that the meeting had been properly posted and all required notifications had been made.

Ms. Andino stated for the record that the recount results were emailed to all Commissioners as reported to the Board by the respective counties. The recounted results are as follows:

Lieutenant Governor - Andre Bauer 543,414 **\*Winner**  
Robert Barber 540,306

State Superintendent of Education – Jim Rex 513,912 **\*Winner**  
Karen Floyd 513,457

State House of Representatives District 29 - Dennis Carroll Moss 4,610 **\*Winner**  
Danny Stacy 4,547

State House of Representatives District 115 - Wallace Scarborough 5,970 **\*Winner**  
Eugene Platt 5,930

Chairman Bowers asked Ms. Andino if she was satisfied that the results are true and accurate as reported by the counties. Ms. Andino responded that she was satisfied.

Mr. Hudgens made the motion to certify the results of the recount as certified by the respective counties. Mr. Pritchard seconded the motion. The motion passed unanimously.

Ms. Andino advised the Board that candidates have until noon Wednesday, November 22 to file a protest. Chairman Bowers recommended that the Board meet via teleconference on Tuesday, November 28 for an organizational meeting to schedule any protest hearings that may be necessary.

There being no further business the Board adjourned.

Respectively submitted,

Cindy Peel  
Administrative Assistant

**STATE BOARD OF CANVASSERS  
2221 DEVINE STREET, SUITE 105  
COLUMBIA, SOUTH CAROLINA 29205**

**December 8, 2006  
10:00 a.m.  
via Tele-Conference**

Members Present: Mr. Karl S. Bowers, Jr., Chairman; Mr. John H. Hudgens, III; Mr. Brian P. Stirling; and Mrs. Pamela B. Pinson.

Others Present: Ms. Marci Andino, Executive Director; Ms. Sandy Martin, Director of Horry County Election Commission; Mr. John Crangle, Common Cause of SC; Mr. Thomas Barlow and Kenneth Childs of Childs & Halligan representing Horry County School District; Attorney Bill Harvey representing Mr. Michael Visnich; Mrs. Birgit H. Darby and Mr. William E. Darby, candidates; Ms. Sheila Haney, State President of League of Women Voters; and Ms. Shan Rose and Sara Leverette of the League of Women Voters, Columbia Chapter

**THE MEETING OF THE STATE BOARD OF CANVASSERS WAS HELD PURSUANT TO THE FREEDOM OF INFORMATION ACT AND ALL REQUIRED NOTIFICATIONS WERE MADE.**

Chairman Bowers called the meeting to order and called the roll indicating the four commissioners calling in. He stated for the record that the meeting had been properly posted and all required notifications had been made.

Ms. Andino called the roll indicating the others participating in the conference call.

Chairman Bowers stated the reason for the meeting was to consider the request for a de novo hearing from Michael Visnich, Appellant v. Horry County Board of Canvassers. He stated that the state board is bound by the facts as determined by the county board (7-17-70). However, if in the opinion of at least two members of the state board the facts should be reviewed, then a hearing de novo must be held. In the event of a review of the facts, the state board may receive any new evidence or exhibits as it considers necessary to determine the appeal.

Attorney Bill Harvey stated that he would be speaking on the behalf of Mr. Visnich. Mr. Harvey stated that additional information has come in. He stated that Mr. Visnich was not privy as a poll manager to make a protest. Ms. Darby made her protest in the afternoon.

Mr. Darby stated that he found six or seven points since the protest was filed and that he was not sure if Mr. Visnich requested a de novo hearing.

Attorney Tom Barlow stated that the letter submitted on December 7, 2006, states their points. The District opposes a de nova hearing. No new evidence has been presented by Mr. Visnich to support the need for a de novo hearing. For these reasons, Mr. Barlow argued that the Commission should not deviate from the default rule that appeals to the State Election Commission should be limited to the record before the local commission.

Ms. Sandy Martin stated that Mr. Visnich was not a poll worker and his daughter was not told at anytime to turn in a protest.

Ms. Darby stated that she called the county election commission and was given the final date to file a protest but the twelve o'clock deadline was not mentioned to her so she assumed the deadline was for five o'clock.

Chairman Bowers called for a motion to consider the request for a de novo hearing. Mr. Hudgens made the motion to conduct a de novo hearing. Ms. Pinson seconded the motion. Chairman Bowers stated that based on S.C. Code, the commission should hear most cases in its appellant capacity and asked Mr. Hudgens if he wished to withdraw his motion.

Mr. Childs stated that the law clearly disfavors a de novo hearing. A de novo hearing would be inconvenient and expensive to re-present exhibits and testimony that presumably would be identical to the evidence and arguments presented to Horry County Commission.

Mr. Hudgens stated that he would like to withdraw his previous motion and move into executive session to receive legal advice.

Chairman Bowers called for a motion to move into executive session for the purpose of obtaining legal advice. Mr. Hudgens made the motion and Mr. Stirling seconded the motion. The motion passed unanimously.

Chairman Bowers called for a motion to move out of executive session. Ms. Pinson made the motion to move out of executive session and Mr. Stirling seconded the motion. The motion passed unanimously.

Chairman Bowers stated for the record that no action was taken while in executive session. Chairman Bowers called twice for a motion for a de novo hearing. Hearing none, Chairman Bowers ruled that the Commission will hear this protest solely in its appellant capacity and the state board will be bound by the facts found below by the county board.

There being no further business the Board adjourned.

Respectively submitted,

Cindy Peel

Administrative Assistant



# ELECTION PROTESTS AND APPEALS

2005-2006

STATE OF SOUTH CAROLINA  
BEFORE THE STATE ELECTION COMMISSION

---

APPEAL FROM CHARLESTON COUNTY ELECTION COMMISSION  
PROTEST OF ELECTION

---

W. J. "JOEY" DOUAN, )  
 )  
 Appellant, )  
 )  
 v )  
 )  
 COLLEEN CONDON, )  
 )  
 Respondent. )  
\_\_\_\_\_ )

DECISION

This matter came before the State Election Commission in Columbia, South Carolina in its capacity as the State Board of Canvassers ("State Board") on Monday, February 14, 2005.


Two members of the State Board did not call for an evidentiary hearing. Accordingly, the State Board heard the appeal in its appellate capacity.


The State Board considered the transcript of the hearing below, arguments of counsel and various exhibits offered by the parties. After entering into an executive session to receive legal counsel, the State Board returned to open session.


One member of the State Board moved to deny the appeal. This motion was properly seconded. The Chair called for a vote on the motion, which was unanimous in favor of the motion to deny the appeal and sustain the decision of

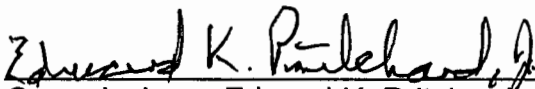
the Charleston County Election Commission. Accordingly, this appeal is hereby DENIED.

AND IT IS SO ORDERED.

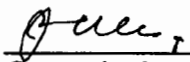
  
\_\_\_\_\_  
Commissioner Karl S. Bowers, Jr., Chairman

  
\_\_\_\_\_  
Commissioner John H. Hudgens, III

  
\_\_\_\_\_  
Commissioner Pamela T. Pinson

  
\_\_\_\_\_  
Commissioner Edward K. Pritchard, Jr.

February 14, 2005

  
\_\_\_\_\_  
Commissioner John S. West

**STATE OF SOUTH CAROLINA**  
**BEFORE THE STATE ELECTION COMMISSION**

---

APPEAL FROM BARNWELL COUNTY ELECTION COMMISSION  
PROTEST OF ELECTION

---

ABE H. MOSKOW, )  
 )  
 Appellant, )  
 )  
 v )  
 )  
 Barnwell County Election )  
 Commission )  
 )  
 Respondent. )  
\_\_\_\_\_ )

DECISION

This matter came before the State Election Commission in Columbia, South Carolina in its capacity as the State Board of Canvassers (“ State Board”) on Monday, June 13, 2005.

The State Board heard arguments regarding the timeliness of the protest and the subsequent appeal.


During the preliminary hearing, two members of the State Board requested to hear this matter de novo. Accordingly, the State Board recessed until Thursday, June 23, 2005, at which time the hearing proceeded de novo.


The State Board heard arguments and considered testimony of witnesses and evidence offered by counsel for the appellant, the respondent, and candidate Kitt. After entering into an executive session to receive legal advice and counsel, the State Board returned to open session.


One member of the State Board moved to order the Barnwell County Election Commission to re-canvass the votes for the County School Board Trustee District 45 election

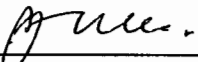
and to certify the results based on the true and accurate count of the votes. The motion was properly seconded, and discussion of the motion followed. The Chair called for a roll call vote on the motion, whereupon two members of the State Board voted in favor of the motion and two members voted against the motion. Accordingly, for want of a majority vote in favor of the motion, the appeal is hereby DENIED.

AND IT IS SO ORDERED.

  
\_\_\_\_\_  
Commissioner Karl S. Bowers, Jr., Chairman

  
\_\_\_\_\_  
Commissioner Pamela T. Pinson

  
\_\_\_\_\_  
Commissioner Edward K. Pritchard, Jr.

  
\_\_\_\_\_  
Commissioner John S. West

June 23, 2005

**STATE OF SOUTH CAROLINA**  
**BEFORE THE STATE ELECTION COMMISSION**

---

APPEAL FROM KERSHAW COUNTY ELECTION COMMISSION  
PROTEST OF ELECTION

---

KEVIN WILBURN,	)	
	)	
Appellant,	)	
	)	
v	)	DECISION
	)	
Kershaw County,	)	
	)	
	)	
Respondent.	)	
<hr/>		

This matter came before the State Election Commission in Columbia, South Carolina in its capacity as the State Board of Canvassers ("State Board") on Tuesday, December 5, 2006.


Two members of the State Board did not call for an evidentiary hearing. Accordingly, the State Board heard the appeal in its appellate capacity.


The State Board considered the transcript of the hearing below, arguments of counsel and various exhibits offered by the parties. After entering into an executive session to receive legal counsel, the State Board returned to open session.

One member of the State Board moved to deny the appeal and modify the order of the Kershaw County Election Commission ("Kershaw County"). The State Board found Kershaw County correctly relied on SC Code of Laws Section 7-13-1140 in reaching its decision, but committed an error of law in its application of the statute and in the remedy provided for thereunder. Based on a review of the record and to correct

this error of law, the State Board found the number of ballots cast exceeded the number of names listed on the polling list by less than 10% in Lugoff precincts 001 and 003. Therefore, Kershaw County is ordered to reduce the number of votes cast for each candidate, in precincts 001 and 003, using the pro rata method as indicated in paragraph 1 of 7-13-1140. On further review of the record, the State Board found the number of votes cast in Lugoff 002 is less than the number of names listed on the polling list. As a result, the results from Lugoff 002 shall stand. This motion was properly seconded. The Chair called for a vote on the motion, which was unanimous in favor of the motion to deny the appeal and sustain the decision of Kershaw County as modified herein. Accordingly, this appeal is hereby DENIED and the order below is hereby MODIFIED as described herein.

AND IT IS SO ORDERED.

  
\_\_\_\_\_  
Commissioner Karl S. Bowers, Jr., Chairman

  
\_\_\_\_\_  
Commissioner John H. Hudgens, III

  
\_\_\_\_\_  
Commissioner Pamela B. Pinson

  
\_\_\_\_\_  
Commissioner Edward K. Pritchard


  
\_\_\_\_\_  
Commissioner Bryan Stirling


December 5, 2006







AND IT IS SO ORDERED.

  
\_\_\_\_\_  
Commissioner Karl S. Bowers, Jr., Chairman

  
\_\_\_\_\_  
Commissioner John H. Hudgens, III

  
\_\_\_\_\_  
Commissioner Pamela B. Pinson

  
\_\_\_\_\_  
Commissioner Edward K. Pritchard

  
\_\_\_\_\_  
Commissioner Bryan Stirling

December 5, 2006

**STATE OF SOUTH CAROLINA**  
**BEFORE THE STATE ELECTION COMMISSION**

---

**APPEAL FROM HORRY COUNTY ELECTION COMMISSION**  
**PROTEST OF ELECTION**

---

MICHAEL VISNICH,	)	
	)	
Appellant,	)	
	)	
v	)	DECISION
	)	
Horry County Election,	)	
Commission	)	
	)	
Respondent.	)	
	)	

---

This matter came before the State Election Commission in Columbia, South Carolina in its capacity as the State Board of Canvassers ("State Board") on Monday, December 11, 2006.

Two members of the State Board did not call for an evidentiary hearing. Accordingly, the State Board heard the appeal in its appellate capacity.

The State Board considered the transcript of the hearing below, arguments of counsel and various exhibits offered by the parties. After entering into an executive session to receive legal counsel, the State Board returned to open session.


Motions were made separately concerning Horry County Local Questions Number One and Two. With regard to Local Question Number One, pertaining to the county roads project, one member of the State Board determined that the findings of the Horry County Election Commission were consistent with the South Carolina Code of Laws Section 7-1-100 and moved that the appeal with regard to Local Question Number One be denied. This motion was properly seconded. The Chair called for a vote on the motion, which was


unanimous in favor of the motion to deny the appeal and affirm the decision of Horry County.


With regard to Local Question Number Two, the local school board bond referendum, one member of the State Board determined that due to the persuasive handouts regarding this Local Question that were prepared by the Horry County School District<sup>1</sup> and made available in the polling places, the fundamental integrity of the election was compromised. See Douan v. Charleston County Council, 357 S.C. 601, 594 S.E.2d 261 (2003). As a result, this member moved that the appeal be granted for Local Question Number Two, the election on Local Question Number Two be declared void, and a new election on Local Question Number Two be ordered. This motion was properly seconded. The Chair called for a vote on the motion, which was unanimous in favor of the motion to grant the appeal as to the election on Local Question Number Two.

Accordingly, the decision of the Horry County Election Commission is hereby **AFFIRMED IN PART** and **REVERSED IN PART**. The appeal for Local Question Number One is hereby **DENIED**. The appeal for Local Question Number Two is hereby **GRANTED**, the November 7, 2006 election on Local Question Number Two is hereby declared void, and a new election on Local Question Number Two shall be held.

AND IT IS SO ORDERED.

  
\_\_\_\_\_  
Commissioner Karl S. Bowers, Jr., Chairman

  
\_\_\_\_\_  
Commissioner John H. Hudgens, III

  
\_\_\_\_\_  
Commissioner Bryan Stirling

December 11, 2006

<sup>1</sup> The Horry County School District is a governmental entity with a stake in the outcome of the election on Local Question Number 2.

**STATE OF SOUTH CAROLINA**  
**BEFORE THE STATE ELECTION COMMISSION**

\_\_\_\_\_  
**PROTEST OF ELECTION**  
\_\_\_\_\_


IN RE Danny Stacy Protest and )  
Contest of November 7, 2006 )  
Election (South Carolina House )  
Seat, District 29) )  
Danny Stacy, )  
 )  
Petitioner. )  
\_\_\_\_\_ )

DECISION

This matter came before the State Election Commission in Columbia, South Carolina on the Motion to Dismiss filed by Respondent, Dennis Moss. This matter was heard by the Commission Chairman pursuant to S.C. Code Section 7-17-50 and Rule 224(j), S.C. Appellate Court Rules.

For good cause shown, the Motion to Dismiss is granted, with leave to Petitioner to amend his Protest to comply with S.C. Code Section 7-17-260. The Amended Protest must be filed with the Commission and served on counsel for the Respondent not later than noon on December 11, 2006. Such filing and service may be made via facsimile.

AND IT IS SO ORDERED.

  
\_\_\_\_\_  
Commissioner Karl S. Bowers, Jr., Chairman

December 7, 2006

STATE OF SOUTH CAROLINA

BEFORE THE STATE ELECTION COMMISSION

---

PROTEST OF S.C. HOUSE DISTRICT 29 ELECTION  
HELD ON NOVEMBER 7, 2006

---

Danny Stacy , )  
 )  
 Petitioner, )  
 )  
 v )  
 )  
 Dennis Moss, )  
 )  
 )  
 Respondent. )  
\_\_\_\_\_ )

DECISION

This matter came before the State Election Commission in Columbia, South Carolina in its capacity as the State Board of Canvassers ("State Board") on Thursday, December 14, 2006.

The State Board considered the evidence presented by the parties and their counsel, the testimony offered via in-person witnesses and affidavits, arguments of counsel and various exhibits offered by the parties. After entering into an executive session to receive legal advice, the State Board returned to open session.


One member of the State Board moved to deny the protest. The State Board determined that while the evidence showed that irregularities, mistakes, and errors occurred during this election, they did not have a material affect on the outcome of the election. In addition, the State Board found that there was no showing of fraud, a constitutional violation, or a statute providing that the irregularities, mistakes, or errors

that occurred should invalidate the election. As a result, the result of the 2006 election for House District 29 shall stand.


The motion was properly seconded. The Chair called for a vote on the motion, which was unanimous in favor of the motion to deny the protest and sustain the outcome of the November 7, 2006 election. Accordingly, this protest is hereby DENIED.


AND IT IS SO ORDERED.

  
\_\_\_\_\_  
Commissioner Karl S. Bowers, Jr., Chairman

  
\_\_\_\_\_  
Commissioner John H. Hudgens, III

  
\_\_\_\_\_  
Commissioner Pamela B. Pinson

  
\_\_\_\_\_  
Commissioner Edward K. Pritchard

  
\_\_\_\_\_  
Commissioner Bryan Stirling

December 14, 2006

# VOTER REGISTRATION HISTORY

1956-2006

SOUTH CAROLINA - Number of Registered Voters - 1956-1966

County	1956	1958	1960	1962	1964	1966
Abbeville	9,101	5,547	6,323	6,513	7,184	7,437
Aiken	28,188	20,142	24,860	29,061	36,266	43,880
Allendale	3,504	2,561	2,650	2,980	3,257	4,308
Anderson	36,607	23,278	27,411	30,270	35,226	35,877
Bamberg	5,571	3,660	4,169	4,253	5,404	6,022
Barnwell	9,628	5,317	6,270	6,974	8,008	9,200
Beaufort	8,035	4,141	5,875	9,450	8,165	10,902
Berkeley	10,191	7,073	8,650	8,887	13,065	14,498
Calhoun	3,300	1,780	2,171	2,177	2,946	4,478
Charleston	54,136	40,136	43,419	48,787	63,474	63,143
Cherokee	15,715	11,245	11,782	14,440	15,260	15,948
Chester	11,551	9,145	10,599	10,125	12,217	12,103
Chesterfield	17,046	9,602	10,144	10,813	11,704	14,016
Clarendon	6,392	3,780	4,151	4,736	4,519	10,762
Colleton	9,691	6,437	7,129	7,832	9,387	10,975
Darlington	22,666	12,614	13,497	14,417	15,881	17,832
Dillon	9,808	5,745	6,848	7,527	8,909	9,769
Dorchester	8,239	5,785	7,446	7,595	9,056	12,198
Edgefield	6,264	3,540	3,855	4,030	4,623	5,094
Fairfield	6,376	4,966	5,153	5,322	6,275	7,274
Florence	28,647	17,797	19,469	23,332	25,590	30,662
Georgetown	9,062	5,608	7,422	10,366	10,978	11,763
Greenville	55,933	51,159	54,084	60,000	67,035	75,038
Greenwood	17,058	11,654	17,539	13,867	16,264	18,928
Hampton	6,037	3,462	3,810	4,773	5,612	6,443
Horry	24,503	15,122	17,616	17,017	22,001	24,546
Jasper	3,235	2,461	2,858	3,077	3,780	4,580
Kershaw	10,444	9,813	10,179	11,074	11,881	13,703
Lancaster	14,252	12,977	14,034	17,485	18,065	20,305
Laurens	19,259	11,033	11,033	11,721	13,543	16,771
Lee	4,470	4,908	5,076	5,328	5,521	7,111
Lexington	17,515	14,333	17,000	18,724	23,071	26,945
McCormick	2,428	1,401	1,787	1,965	2,210	3,476
Marion	10,403	6,279	6,894	7,716	7,351	10,444
Marlboro	11,497	7,503	8,142	8,616	8,352	9,635
Newberry	13,687	8,482	9,435	10,095	11,471	13,356
Oconee	12,777	8,294	10,639	11,345	13,596	13,980
Orangeburg	16,095	12,394	14,617	15,730	20,098	23,540
Pickens	15,019	10,749	11,106	15,087	16,851	16,759
Richland	47,574	38,775	43,802	50,734	60,940	69,766
Saluda	6,982	4,335	4,662	5,406	5,950	6,442
Spartanburg	63,965	44,407	47,519	52,057	58,945	64,005
Sumter	12,790	9,754	10,476	11,463	14,017	21,430
Union	16,933	11,663	11,433	13,008	14,510	14,151
Williamsburg	10,097	6,407	6,942	7,827	9,836	15,030
York	28,471	18,941	21,013	22,691	24,368	27,615
<b>TOTALS</b>	<b>761,142</b>	<b>536,205</b>	<b>600,989</b>	<b>666,693</b>	<b>772,662</b>	<b>882,140</b>



SOUTH CAROLINA - Number of Registered Voters By Race - As of 10/05/68

County	Total Registered	Black	White	Indian	Oriental
Abbeville	7,229	1,229	5,998	0	2
Aiken	3,898	5,129	26,769	0	0
Allendale	4,131	1,909	2,222	0	0
Anderson	29,186	2,996	26,189	1	0
Bamberg	5,944	2,246	3,698	0	0
Barnwell	7,776	2,234	5,542	0	0
Beaufort	10,214	4,359	5,850	0	5
Berkeley	17,552	6,096	11,451	1	4
Calhoun	3,617	1,451	2,166	0	0
Charleston	70,321	18,560	51,748	1	12
Cherokee	13,857	1,817	12,037	2	1
Chester	11,120	3,052	8,068	0	0
Chesterfield	14,389	3,445	10,944	0	0
Clarendon	9,993	4,677	5,316	0	0
Colleton	10,772	3,550	7,220	2	0
Darlington	18,270	5,103	13,167	0	0
Dillon	9,488	2,695	6,773	19	1
Dorchester	13,577	4,557	9,019	1	0
Edgefield	4,745	1,207	3,538	0	0
Fairfield	7,790	3,627	4,163	0	0
Florence	32,460	9,549	22,910	1	0
Georgetown	12,337	4,594	7,743	0	0
Greenville	73,681	8,884	64,793	2	2
Greenwood	17,591	2,942	14,648	0	1
Hampton	6,615	2,391	4,223	0	1
Horry	22,692	3,822	18,869	1	0
Jasper	3,741	1,610	2,131	0	0
Kershaw	12,700	2,629	10,070	1	0
Lancaster	16,766	2,669	14,097	0	0
Laurens	15,540	2,971	12,569	0	0
Lee	6,824	2,778	4,045	1	0
Lexington	29,624	3,142	26,481	1	0
McCormick	2,885	1,136	1,748	0	1
Marion	9,533	3,659	5,868	6	0
Marlboro	10,252	3,105	7,146	1	0
Newberry	12,257	2,226	10,030	1	0
Oconee	13,551	1,119	12,430	0	2
Orangeburg	27,337	12,212	15,121	3	1
Pickens	16,834	1,116	15,716	0	2
Richland	71,984	19,823	52,137	4	20
Saluda	6,169	1,379	4,790	0	0
Spartanburg	59,657	7,277	52,374	3	3
Sumter	20,192	7,663	12,523	3	3
Union	13,028	2,070	10,958	0	0
Williamsburg	13,246	6,475	6,771	0	0
York	23,649	3,598	20,027	23	1
<b>TOTALS</b>	<b>825,014</b>	<b>200,778</b>	<b>652,096</b>	<b>78</b>	<b>62</b>

SOUTH CAROLINA - Number of Registered Voters By Race - As of 10/15/70

County	Total Registered	Black	White	Indian	Oriental
Abbeville	7,588	1,352	6,234	0	2
Aiken	33,527	5,624	27,903	0	0
Allendale	4,626	2,280	2,346	0	0
Anderson	30,246	3,189	27,056	0	1
Bamberg	6,289	2,635	3,654	0	0
Barnwell	7,988	2,340	5,646	2	0
Beaufort	10,881	4,558	6,316	1	6
Berkeley	17,835	6,143	11,681	1	10
Calhoun	3,880	1,703	2,177	0	0
Charleston	73,899	21,033	52,843	2	21
Cherokee	15,441	2,319	13,119	2	1
Chester	11,502	3,303	8,199	0	0
Chesterfield	14,572	3,514	11,058	0	0
Clarendon	9,875	4,644	5,230	0	1
Colleton	11,646	4,339	7,304	3	0
Darlington	18,525	5,174	13,351	0	0
Dillon	9,707	2,805	6,882	19	1
Dorchester	14,330	4,751	9,572	7	0
Edgefield	5,919	2,120	3,799	0	0
Fairfield	8,287	4,082	4,205	0	0
Florence	33,796	10,284	23,511	1	0
Georgetown	12,766	5,082	7,684	0	0
Greenville	77,720	9,366	68,347	2	5
Greenwood	17,983	3,152	14,830	0	1
Hampton	6,741	2,489	4,251	0	1
Horry	23,233	3,966	19,266	1	0
Jasper	4,451	2,168	2,283	0	0
Kershaw	13,441	2,820	10,617	4	0
Lancaster	16,899	2,690	14,209	0	0
Laurens	16,601	3,750	12,851	0	0
Lee	6,917	2,850	4,066	1	0
Lexington	31,911	3,412	28,498	1	0
McCormick	2,995	1,228	1,766	0	1
Marion	10,174	4,212	5,956	6	0
Marlboro	10,596	3,302	7,293	1	0
Newberry	12,437	2,379	10,057	1	0
Oconee	13,626	1,115	12,509	0	2
Orangeburg	28,871	13,480	15,387	3	1
Pickens	17,962	1,193	16,765	0	4
Richland	72,387	21,654	50,696	5	32
Saluda	6,257	1,444	4,813	0	0
Spartanburg	61,564	8,673	52,884	3	4
Sumter	20,167	7,838	12,323	3	3
Union	13,064	2,181	10,883	0	0
Williamsburg	13,664	6,845	6,819	0	0
York	26,108	4,822	21,258	27	1
<b>TOTALS</b>	<b>888,894</b>	<b>220,303</b>	<b>668,397</b>	<b>96</b>	<b>98</b>

SOUTH CAROLINA - Number of Registered Voters By Race - As of 10/23/72

County	Total Registered	Black	White	Indian	Oriental
Abbeville	8,561	1,787	6,771	0	3
Aiken	39,248	6,798	32,448	1	1
Allendale	5,344	2,823	2,521	0	0
Anderson	36,113	4,067	32,043	0	3
Bamberg	6,906	3,039	3,866	1	0
Barnwell	9,511	3,032	6,476	3	0
Beaufort	13,390	4,928	8,455	1	6
Berkeley	20,944	6,627	14,300	1	16
Calhoun	4,707	2,278	2,429	0	0
Charleston	91,742	27,623	64,057	9	53
Cherokee	17,696	2,708	14,986	2	0
Chester	11,795	3,387	8,408	0	0
Chesterfield	15,290	3,803	11,485	2	0
Clarendon	10,909	5,241	5,668	0	0
Colleton	13,007	4,804	8,200	3	0
Darlington	24,102	7,333	16,767	0	2
Dillon	10,020	2,891	7,115	14	0
Dorchester	17,886	5,519	12,356	11	0
Edgefield	6,587	2,452	4,135	0	0
Fairfield	8,822	4,517	4,304	0	1
Florence	37,497	11,021	26,469	4	3
Georgetown	15,097	6,168	8,928	0	1
Greenville	87,691	10,467	77,214	3	7
Greenwood	20,148	3,875	16,272	0	1
Hampton	7,666	3,373	4,293	0	0
Horry	28,877	5,112	23,761	3	1
Jasper	5,259	2,595	2,663	1	0
Kershaw	15,402	3,249	12,148	4	1
Lancaster	18,170	2,763	15,405	0	2
Laurens	16,698	3,718	12,980	0	0
Lee	7,627	3,290	4,336	1	0
Lexington	41,677	3,751	37,918	3	5
McCormick	3,509	1,552	1,956	0	1
Marion	11,830	5,038	6,789	3	0
Marlboro	10,647	3,346	7,296	5	0
Newberry	13,550	2,347	11,202	1	0
Oconee	14,054	1,006	13,046	0	2
Orangeburg	32,645	15,224	17,416	4	1
Pickens	21,309	1,155	20,150	0	4
Richland	88,205	26,916	61,225	16	48
Saluda	6,497	1,519	4,978	0	0
Spartanburg	66,969	9,806	57,156	3	4
Sumter	24,389	8,946	15,433	4	6
Union	15,400	3,263	12,137	0	0
Williamsburg	15,279	7,941	7,338	0	0
York	35,016	7,651	27,304	58	3
<b>TOTALS</b>	<b>1,033,688</b>	<b>260,749</b>	<b>772,603</b>	<b>161</b>	<b>175</b>

SOUTH CAROLINA - Number of Registered Voters By Race - As of 10/25/74

County	Total Registered	Black	White	Indian	Oriental
Abbeville	8,303	1,826	6,474	0	3
Aiken	36,938	6,487	30,449	1	1
Allendale	5,458	3,087	2,371	0	0
Anderson	34,908	4,100	30,805	0	3
Bamberg	6,801	2,971	3,829	1	0
Barnwell	9,563	3,357	6,203	3	0
Beaufort	13,904	4,680	9,221	0	3
Berkeley	20,737	6,547	14,173	0	17
Calhoun	4,394	2,081	2,313	0	0
Charleston	92,940	29,975	62,890	13	62
Cherokee	16,690	2,548	14,139	2	1
Chester	10,927	3,130	7,797	0	0
Chesterfield	15,469	4,192	11,272	4	1
Clarendon	10,597	5,197	5,400	0	0
Colleton	12,237	4,587	7,648	2	0
Darlington	23,369	7,163	16,204	0	2
Dillon	9,405	2,969	6,426	9	1
Dorchester	18,282	5,610	12,641	30	1
Edgefield	6,314	2,539	3,773	0	2
Fairfield	8,045	4,162	3,882	0	1
Florence	36,117	10,819	25,292	3	3
Georgetown	15,173	6,717	8,455	0	1
Greenville	83,607	10,819	72,773	6	9
Greenwood	18,565	3,621	14,943	0	1
Hampton	7,710	3,572	4,138	0	0
Horry	28,788	5,733	23,048	3	4
Jasper	5,233	2,684	2,548	1	0
Kershaw	15,112	3,251	11,855	4	2
Lancaster	16,429	2,336	14,091	0	2
Laurens	14,644	3,054	11,590	0	0
Lee	8,631	4,262	4,369	0	0
Lexington	43,724	3,458	40,251	7	8
McCormick	3,339	1,492	1,846	0	1
Marion	11,014	4,856	6,156	2	0
Marlboro	9,469	2,990	6,473	6	0
Newberry	12,391	2,007	10,383	1	0
Oconee	13,286	949	12,335	0	2
Orangeburg	31,232	15,190	16,035	4	3
Pickens	20,294	997	19,290	0	7
Richland	88,250	28,555	59,614	19	62
Saluda	6,029	1,454	4,575	0	0
Spartanburg	59,728	8,417	51,303	3	5
Sumter	23,045	8,772	14,263	5	5
Union	14,422	3,136	11,285	0	1
Williamsburg	15,285	8,202	7,083	0	0
York	31,010	6,559	24,398	51	2
<b>TOTALS</b>	<b>997,808</b>	<b>261,110</b>	<b>736,302</b>	<b>180</b>	<b>216</b>

SOUTH CAROLINA - Number of Registered Voters By Race - As of 11/02/76

County	Total Registered	Black	White	Indian	Oriental
Abbeville	8,962	2,006	6,952	1	3
Aiken	41,306	7,017	34,269	9	11
Allendale	5,493	3,081	2,411	1	0
Anderson	40,014	4,651	35,354	3	6
Bamberg	7,360	3,245	4,114	1	0
Barnwell	10,133	3,661	6,469	1	2
Beaufort	17,313	5,662	11,641	0	10
Berkeley	23,166	6,972	16,163	1	30
Calhoun	4,714	2,225	2,489	0	0
Charleston	103,302	32,343	70,855	13	91
Cherokee	16,138	2,263	13,873	1	1
Chester	11,106	3,066	8,040	0	0
Chesterfield	16,117	4,473	11,640	2	2
Clarendon	11,766	5,893	5,873	0	0
Colleton	12,147	4,569	7,573	5	0
Darlington	25,694	8,003	17,689	1	1
Dillon	10,450	3,395	7,044	9	2
Dorchester	21,336	5,980	15,326	28	2
Edgefield	6,940	2,751	4,187	0	2
Fairfield	8,511	4,312	4,199	0	0
Florence	40,286	12,436	27,791	5	4
Georgetown	16,242	7,115	9,126	0	1
Greenville	98,517	11,751	86,717	12	37
Greenwood	20,435	4,006	16,424	0	5
Hampton	8,039	3,825	4,214	0	0
Horry	34,953	6,971	27,969	3	10
Jasper	6,087	3,131	2,955	1	0
Kershaw	16,375	3,568	12,799	3	5
Lancaster	17,816	2,569	15,245	0	2
Laurens	16,544	3,545	12,998	0	1
Lee	9,154	4,633	4,521	0	0
Lexington	50,465	3,454	46,978	12	21
McCormick	3,425	1,562	1,862	0	1
Marion	12,398	5,694	6,702	2	0
Marlboro	11,017	3,654	7,351	11	1
Newberry	13,212	2,359	10,852	1	0
Oconee	16,637	1,302	15,332	0	3
Orangeburg	32,040	15,627	16,402	7	4
Pickens	23,283	1,119	22,152	1	11
Richland	98,231	31,612	66,484	30	105
Saluda	6,494	1,489	5,005	0	0
Spartanburg	68,871	9,901	58,949	6	15
Sumter	27,077	10,216	16,841	10	10
Union	14,532	2,967	11,563	1	1
Williamsburg	18,199	9,539	8,660	0	0
York	31,064	5,263	25,757	38	6
<b>TOTALS</b>	<b>1,113,361</b>	<b>284,876</b>	<b>827,810</b>	<b>219</b>	<b>406</b>

SOUTH CAROLINA - Number of Registered Voters By Race - As of 11/07/78

County	Total Registered	Black	White	Indian	Oriental
Abbeville	8,537	1,872	6,661	1	3
Aiken	40,354	7,342	32,988	12	12
Allendale	5,298	3,016	2,281	1	0
Anderson	39,387	4,704	34,669	3	11
Bamberg	7,185	3,198	3,985	1	1
Barnwell	9,813	3,677	6,134	1	1
Beaufort	19,237	6,541	12,679	4	13
Berkeley	24,229	7,450	16,731	2	46
Calhoun	4,818	2,408	2,410	0	0
Charleston	100,116	32,732	67,276	10	98
Cherokee	16,053	2,443	13,607	2	1
Chester	10,753	3,039	7,714	0	0
Chesterfield	15,546	4,310	11,232	1	3
Clarendon	11,680	5,999	5,680	1	0
Colleton	11,872	4,669	7,179	23	1
Darlington	25,497	8,883	16,613	1	0
Dillon	10,793	3,775	7,002	12	4
Dorchester	21,887	6,096	15,756	27	8
Edgefield	6,981	2,838	4,141	0	2
Fairfield	8,055	4,064	3,991	0	0
Florence	40,521	13,241	27,267	5	8
Georgetown	16,437	7,288	9,148	0	1
Greenville	96,352	11,515	84,773	14	50
Greenwood	20,138	4,063	16,065	0	10
Hampton	7,783	3,806	3,976	0	1
Horry	36,671	7,588	29,068	5	10
Jasper	6,213	3,318	2,894	1	0
Kershaw	15,113	3,649	11,456	3	3
Lancaster	18,616	2,832	15,783	0	1
Laurens	16,321	3,507	12,813	0	1
Lee	9,395	4,852	4,543	0	0
Lexington	48,969	3,532	45,399	14	24
McCormick	3,322	1,552	1,769	0	1
Marion	11,955	5,590	6,359	5	1
Marlboro	11,310	4,148	7,147	14	1
Newberry	12,573	2,311	10,260	1	1
Oconee	16,265	1,232	15,029	1	3
Orangeburg	32,146	16,133	15,970	36	7
Pickens	22,870	1,168	21,686	2	14
Richland	95,317	31,950	63,227	33	107
Saluda	6,189	1,394	4,795	0	0
Spartanburg	67,552	10,025	57,501	7	19
Sumter	26,558	10,830	15,707	10	11
Union	13,250	2,599	10,649	1	1
Williamsburg	17,912	9,568	8,342	2	0
York	29,162	4,739	24,387	30	6
<b>TOTALS</b>	<b>1,097,001</b>	<b>291,486</b>	<b>804,742</b>	<b>286</b>	<b>485</b>

SOUTH CAROLINA - Number of Registered Voters By Race - As of 11/04/80

County	Total Registered	Black	White	Indian	Oriental
Abbeville	8,559	1,754	6,801	1	3
Aiken	46,069	8,335	37,703	10	21
Allendale	5,319	2,994	2,324	0	1
Anderson	46,381	5,285	41,073	7	16
Bamberg	7,409	3,413	3,995	0	1
Barnwell	9,475	3,362	6,107	1	5
Beaufort	24,004	7,517	16,466	7	14
Berkeley	30,020	8,263	21,635	3	119
Calhoun	5,080	2,377	2,702	0	1
Charleston	111,431	34,727	76,521	22	161
Cherokee	17,355	2,694	14,656	2	3
Chester	11,506	3,324	8,178	2	2
Chesterfield	15,778	4,227	11,547	1	3
Clarendon	13,545	6,908	6,634	2	1
Colleton	13,717	5,662	8,023	31	1
Darlington	26,498	9,028	17,466	2	2
Dillon	12,705	4,688	7,980	33	4
Dorchester	26,511	6,629	19,802	53	27
Edgefield	8,011	3,507	4,500	1	3
Fairfield	8,444	4,214	4,230	0	0
Florence	45,032	14,234	30,772	10	16
Georgetown	18,354	7,533	10,818	0	3
Greenville	107,140	12,791	94,250	28	71
Greenwood	22,046	4,471	17,562	1	12
Hampton	8,604	4,349	4,254	0	1
Horry	41,379	7,982	33,364	10	23
Jasper	7,155	3,719	3,431	2	3
Kershaw	16,576	4,063	12,504	3	6
Lancaster	19,800	3,072	16,725	0	3
Laurens	18,417	4,121	14,292	1	3
Lee	10,339	5,566	4,773	0	0
Lexington	57,919	4,088	53,764	21	46
McCormick	3,491	1,702	1,787	0	2
Marion	12,679	5,786	6,883	8	2
Marlboro	12,349	4,365	7,956	28	0
Newberry	13,035	2,372	10,659	1	3
Oconee	18,012	1,206	16,800	2	4
Orangeburg	36,439	18,214	18,167	41	17
Pickens	26,851	1,355	25,477	3	16
Richland	108,134	35,654	72,255	47	178
Saluda	6,660	1,592	5,068	0	0
Spartanburg	78,433	11,714	66,671	13	35
Sumter	31,952	12,815	19,099	13	25
Union	13,672	2,824	10,844	3	1
Williamsburg	18,474	10,226	8,244	4	0
York	34,762	5,104	29,601	50	7
<b>TOTALS</b>	<b>1,235,521</b>	<b>319,826</b>	<b>914,363</b>	<b>467</b>	<b>865</b>

SOUTH CAROLINA - Number of Registered Voters By Race - As of 10/18/82

County	Total Registered	Black	White	Indian	Oriental
Abbeville	8,442	1,898	6,542	2	0
Aiken	44,397	8,752	35,627	14	4
Allendale	5,248	3,018	2,229	1	0
Anderson	45,998	5,725	40,263	8	2
Bamberg	7,362	3,567	3,793	2	0
Barnwell	9,182	3,420	5,760	2	0
Beaufort	26,575	8,720	17,838	12	5
Berkeley	31,433	9,391	22,020	4	18
Calhoun	5,725	2,822	2,903	0	0
Charleston	109,815	36,777	72,996	31	11
Cherokee	17,807	2,874	14,928	4	1
Chester	11,095	3,371	7,720	4	0
Chesterfield	15,400	4,246	11,152	1	1
Clarendon	13,907	7,320	6,585	2	0
Colleton	13,853	5,996	7,828	29	0
Darlington	25,207	9,047	16,156	4	0
Dillon	13,038	4,964	8,026	46	2
Dorchester	26,572	6,894	19,626	49	3
Edgefield	7,907	3,582	4,324	1	0
Fairfield	8,495	4,425	4,070	0	0
Florence	44,910	14,968	29,927	13	2
Georgetown	18,500	7,910	10,590	0	0
Greenville	105,773	14,794	90,924	40	15
Greenwood	22,439	5,230	17,200	3	6
Hampton	9,433	4,763	4,669	1	0
Horry	41,578	8,259	33,309	10	0
Jasper	7,753	4,094	3,657	1	1
Kershaw	16,173	4,200	11,967	3	3
Lancaster	18,866	3,042	15,823	1	0
Laurens	18,358	4,349	14,007	1	1
Lee	10,417	5,701	4,715	0	1
Lexington	55,148	4,108	51,011	24	5
McCormick	3,491	1,764	1,727	0	0
Marion	12,630	6,100	6,522	8	0
Marlboro	13,364	5,244	8,087	33	0
Newberry	12,183	2,374	9,808	1	0
Oconee	17,623	1,273	16,343	4	3
Orangeburg	38,560	20,562	17,954	39	5
Pickens	26,295	1,414	24,876	3	2
Richland	108,027	37,875	70,075	51	26
Saluda	6,552	1,697	4,855	0	0
Spartanburg	75,921	12,779	63,126	15	1
Sumter	31,950	13,602	18,332	13	3
Union	13,531	2,969	10,558	3	1
Williamsburg	18,514	10,719	7,792	3	0
York	33,872	5,110	28,723	39	0
<b>TOTALS</b>	<b>1,229,319</b>	<b>341,709</b>	<b>886,963</b>	<b>525</b>	<b>122</b>



SOUTH CAROLINA - Number of Registered Voters By Race - As of 10/29/84

County	Total Registered	Black	White	Indian	Oriental
Abbeville	10,412	3,064	7,341	4	3
Aiken	52,680	10,973	41,677	18	12
Allendale	5,448	3,236	2,212	0	0
Anderson	52,615	6,921	45,673	9	12
Bamberg	8,366	4,245	4,114	6	1
Barnwell	10,415	3,979	6,432	3	1
Beaufort	33,319	10,201	23,096	10	12
Berkeley	36,919	10,379	26,294	8	238
Calhoun	6,645	3,142	3,502	0	1
Charleston	129,143	42,168	86,804	45	126
Cherokee	18,993	3,466	15,511	9	7
Chester	12,182	4,124	8,053	5	0
Chesterfield	15,658	4,653	11,000	2	3
Clarendon	14,920	7,636	7,279	2	3
Colleton	15,232	6,628	8,579	24	1
Darlington	27,069	9,736	17,326	4	3
Dillon	12,911	4,975	7,860	74	2
Dorchester	30,947	7,545	23,337	43	22
Edgefield	8,652	4,080	4,568	1	3
Fairfield	10,038	5,399	4,639	0	0
Florence	51,721	17,625	34,065	14	17
Georgetown	20,574	8,827	11,743	0	4
Greenville	121,550	17,198	104,223	72	57
Greenwood	24,370	5,912	18,440	3	15
Hampton	10,121	5,177	4,942	0	2
Horry	49,837	8,607	41,208	10	12
Jasper	8,803	4,603	4,194	4	2
Kershaw	17,868	4,617	13,237	5	9
Lancaster	20,714	3,434	17,275	1	4
Laurens	20,821	5,046	15,765	2	8
Lee	10,488	5,787	4,700	0	1
Lexington	63,604	4,707	58,832	32	33
McCormick	3,768	1,927	1,840	1	0
Marion	13,859	6,849	6,999	9	2
Marlboro	14,378	5,970	8,317	86	5
Newberry	13,798	3,131	10,664	1	2
Oconee	20,307	1,542	18,757	3	5
Orangeburg	42,693	22,623	20,025	26	19
Pickens	29,378	1,618	27,749	5	6
Richland	123,356	44,058	79,059	79	160
Saluda	7,205	1,967	5,238	0	0
Spartanburg	84,505	15,486	68,969	24	26
Sumter	35,884	14,944	20,898	20	22
Union	14,591	3,285	11,301	4	1
Williamsburg	19,589	11,377	8,210	2	0
York	39,368	6,081	33,239	45	3
<b>TOTALS</b>	<b>1,395,714</b>	<b>388,948</b>	<b>1,005,186</b>	<b>715</b>	<b>865</b>

SOUTH CAROLINA - Number of Registered Voters By Race - As of 10/19/86

County	Total Registered	Black	White	Indian	Oriental
Abbeville	9,458	2,866	6,583	4	5
Aiken	45,998	9,466	36,488	17	27
Allendale	5,105	2,993	2,112	0	0
Anderson	47,132	6,328	40,774	12	18
Bamberg	7,333	3,657	3,669	5	2
Barnwell	9,346	3,591	5,746	3	6
Beaufort	29,692	8,955	20,701	9	27
Berkeley	34,329	9,722	24,383	7	237
Calhoun	6,416	2,945	3,469	0	2
Charleston	117,651	39,580	77,796	35	240
Cherokee	18,047	3,296	14,729	9	13
Chester	11,263	3,893	7,364	4	2
Chesterfield	13,724	4,140	9,580	2	2
Clarendon	13,870	7,293	6,571	2	4
Colleton	14,229	6,163	8,042	23	1
Darlington	25,175	9,226	15,940	6	3
Dillon	12,549	5,011	7,462	71	5
Dorchester	28,996	7,256	21,624	85	31
Edgefield	8,364	3,982	4,377	0	5
Fairfield	9,969	5,384	4,583	2	0
Florence	47,946	16,559	31,342	10	35
Georgetown	19,108	8,232	10,866	0	10
Greenville	115,553	16,682	98,718	74	79
Greenwood	21,837	5,538	16,273	3	23
Hampton	9,903	5,119	4,782	0	2
Horry	50,231	8,187	42,017	11	16
Jasper	8,843	4,658	4,177	4	4
Kershaw	16,989	4,385	12,587	8	9
Lancaster	19,506	3,282	16,217	2	5
Laurens	19,956	4,833	15,110	2	11
Lee	9,658	5,319	4,338	0	1
Lexington	57,926	4,212	53,646	25	42
McCormick	3,296	1,685	1,609	2	0
Marion	13,374	6,833	6,525	14	2
Marlboro	13,906	5,718	8,037	147	4
Newberry	12,961	2,998	9,958	1	4
Oconee	18,394	1,341	17,044	2	7
Orangeburg	41,119	22,050	19,008	32	29
Pickens	26,276	1,506	24,749	4	17
Richland	114,833	41,506	72,067	74	186
Saluda	6,793	1,989	4,803	1	0
Spartanburg	78,521	15,027	63,410	31	53
Sumter	31,483	13,463	17,965	21	34
Union	13,609	3,047	10,557	2	3
Williamsburg	18,563	10,894	7,665	3	1
York	39,627	6,132	33,435	47	13
<b>TOTALS</b>	<b>1,298,857</b>	<b>366,942</b>	<b>928,898</b>	<b>816</b>	<b>1,220</b>

SOUTH CAROLINA - Number of Registered Voters By Race - As of 10/25/88

County	Total Registered	Black	White	Indian	Oriental	Hispanic	Other
Abbeville	10,089	3,008	7,066	4	9	0	2
Aiken	52,332	9,911	42,296	30	68	25	2
Allendale	5,179	3,089	2,089	1	0	0	0
Anderson	53,592	7,015	46,523	16	25	8	5
Bamberg	7,540	3,843	3,690	5	2	0	0
Barnwell	9,863	3,632	6,223	4	4	0	0
Beaufort	35,375	9,230	25,996	20	47	40	42
Berkeley	40,003	10,335	29,266	20	327	47	8
Calhoun	6,490	2,937	3,551	1	1	0	0
Charleston	128,095	40,828	86,808	65	343	50	1
Cherokee	18,894	3,293	15,581	6	13	1	0
Chester	12,566	4,232	8,329	3	2	0	0
Chesterfield	14,421	4,104	10,307	5	3	0	2
Clarendon	14,040	7,320	6,703	4	5	2	6
Colleton	15,380	6,347	8,987	38	3	1	4
Darlington	26,456	9,672	16,769	9	4	1	1
Dillon	12,716	5,173	7,461	66	14	0	2
Dorchester	33,458	7,648	25,548	92	103	10	57
Edgefield	9,753	4,267	5,478	0	7	0	1
Fairfield	10,216	5,314	4,896	3	0	0	3
Florence	50,171	16,754	33,331	12	52	3	19
Georgetown	20,320	8,113	12,179	5	14	1	8
Greenville	130,170	18,261	111,257	82	136	44	390
Greenwood	24,163	5,988	18,135	3	26	2	9
Hampton	9,867	5,124	4,737	2	2	2	0
Horry	56,604	8,277	48,276	13	35	3	0
Jasper	8,596	4,604	3,982	5	4	1	0
Kershaw	19,026	4,700	14,278	10	13	10	19
Lancaster	20,744	3,641	17,085	6	10	1	1
Laurens	21,692	5,066	16,590	5	8	2	21
Lee	9,880	5,419	4,457	0	2	0	2
Lexington	70,601	4,900	65,552	46	92	9	2
McCormick	3,947	2,137	1,804	2	0	0	4
Marion	14,719	7,334	7,338	26	11	1	9
Marlboro	13,382	5,295	7,910	169	5	1	2
Newberry	14,699	3,259	11,426	3	4	3	4
Oconee	22,021	1,507	20,475	9	17	12	1
Orangeburg	43,486	23,615	19,782	47	39	3	0
Pickens	32,413	1,800	30,567	13	28	3	2
Richland	124,090	42,559	80,697	88	274	82	390
Saluda	7,209	2,092	5,115	1	0	0	1
Spartanburg	87,147	15,462	71,565	33	66	11	10
Sumter	36,816	15,752	20,959	24	44	35	2
Union	14,122	3,099	11,015	2	6	0	0
Williamsburg	19,531	11,360	8,166	3	2	0	0
York	45,855	7,046	38,707	60	31	2	9
<b>TOTALS</b>	<b>1,437,729</b>	<b>384,362</b>	<b>1,048,952</b>	<b>1,061</b>	<b>1,901</b>	<b>416</b>	<b>1,037</b>

SOUTH CAROLINA - Number of Registered Voters By Race - As of 10/19/90

County	Total Registered	Black	White	Indian	Oriental	Hispanic	Other
Abbeville	9,852	2,774	7,063	4	10	1	0
Aiken	49,693	8,916	40,637	28	79	33	0
Allendale	4,878	2,948	1,930	0	0	0	0
Anderson	51,395	6,356	44,980	22	26	8	3
Bamberg	7,334	3,747	3,581	5	1	0	0
Barnwell	9,332	3,339	5,986	2	4	1	0
Beaufort	36,078	8,612	27,330	29	53	52	2
Berkeley	38,296	9,989	27,926	22	316	43	0
Calhoun	6,236	2,751	3,482	1	1	0	1
Charleston	115,242	36,467	78,341	66	296	72	0
Cherokee	18,695	3,240	15,436	6	11	2	0
Chester	12,446	4,412	8,027	5	2	0	0
Chesterfield	13,285	3,683	9,592	7	3	0	0
Clarendon	12,953	6,647	6,288	5	5	5	3
Colleton	14,576	6,042	8,496	33	3	1	1
Darlington	23,459	8,392	15,051	10	5	1	0
Dillon	11,684	4,601	6,991	76	14	1	1
Dorchester	31,152	7,208	23,698	106	120	17	3
Edgefield	9,348	3,963	5,379	0	6	0	0
Fairfield	9,398	4,834	4,558	3	2	1	0
Florence	45,075	15,061	29,947	14	46	7	0
Georgetown	18,780	7,283	11,480	4	7	1	5
Greenville	124,424	16,966	107,163	77	142	76	0
Greenwood	21,974	5,346	16,597	5	20	4	2
Hampton	9,500	4,986	4,508	2	2	2	0
Horry	55,469	8,227	47,158	19	50	15	0
Jasper	7,623	4,113	3,501	3	3	3	0
Kershaw	18,876	4,533	14,301	12	14	15	1
Lancaster	19,666	3,573	16,076	7	8	2	0
Laurens	19,979	4,493	15,471	5	9	0	1
Lee	9,539	5,321	4,212	1	3	0	2
Lexington	69,498	4,793	64,556	46	88	15	0
McCormick	4,278	2,306	1,967	5	0	0	0
Marion	13,823	6,865	6,919	23	12	4	0
Marlboro	11,964	4,741	7,067	151	5	0	0
Newberry	13,998	3,012	10,973	2	5	6	0
Oconee	21,253	1,458	19,749	10	21	15	0
Orangeburg	41,764	22,475	19,204	43	36	6	0
Pickens	31,467	1,731	29,686	14	30	5	1
Richland	114,163	38,434	74,942	69	250	108	360
Saluda	7,245	2,013	5,230	1	1	0	0
Spartanburg	80,284	13,639	66,533	34	60	18	0
Sumter	34,236	14,311	19,812	21	54	38	0
Union	13,317	2,866	10,443	5	3	0	0
Williamsburg	18,203	10,713	7,482	4	4	0	0
York	43,077	6,520	36,467	57	28	5	0
<b>TOTALS</b>	<b>1,354,807</b>	<b>354,700</b>	<b>996,216</b>	<b>1,064</b>	<b>1,858</b>	<b>583</b>	<b>386</b>

SOUTH CAROLINA - Number of Registered Voters By Race - As of 10/26/92

County	Total Registered	Black	White	Indian	Oriental	Hispanic
Abbeville	10,665	2,845	7,804	1	11	4
Aiken	58,458	10,229	47,967	43	145	73
Allendale	4,781	2,866	1,914	0	0	0
Anderson	58,978	6,548	52,338	29	44	10
Bamberg	7,684	4,015	3,657	5	1	1
Barnwell	10,085	3,397	6,673	8	5	2
Beaufort	41,238	8,619	32,402	36	106	75
Berkeley	44,945	10,853	33,468	43	463	117
Calhoun	7,071	3,163	3,903	1	3	1
Charleston	134,152	40,042	93,384	100	451	175
Cherokee	18,910	3,264	15,615	9	11	11
Chester	14,780	5,755	9,016	6	3	0
Chesterfield	14,758	4,145	10,595	7	6	4
Clarendon	14,242	7,310	6,918	6	3	5
Colleton	14,911	5,846	9,029	29	2	3
Darlington	24,786	8,469	16,287	13	11	6
Dillon	12,884	4,920	7,859	92	11	1
Dorchester	36,428	7,537	28,508	136	189	58
Edgefield	9,449	3,762	5,674	0	12	1
Fairfield	10,345	5,370	4,965	4	2	4
Florence	50,192	15,858	34,197	33	77	27
Georgetown	21,788	7,805	13,929	5	20	2
Greenville	140,040	17,715	121,864	120	183	142
Greenwood	23,895	5,458	18,392	6	24	14
Hampton	9,793	5,086	4,699	3	1	3
Horry	66,616	8,546	57,820	91	114	44
Jasper	7,568	4,034	3,521	3	2	8
Kershaw	21,620	5,065	16,496	17	22	20
Lancaster	22,225	3,851	18,345	9	16	4
Laurens	22,050	4,905	17,121	4	14	5
Lee	10,043	5,659	4,377	2	4	1
Lexington	84,399	6,196	77,964	88	100	51
McCormick	4,127	2,166	1,956	5	0	0
Marion	14,552	7,141	7,371	19	15	6
Marlboro	12,041	4,691	7,168	177	5	0
Newberry	15,357	3,477	11,861	1	11	7
Oconee	25,709	1,663	23,969	15	37	25
Orangeburg	43,393	23,401	19,846	84	47	8
Pickens	38,092	2,235	35,774	13	44	24
Richland	132,980	45,166	86,822	128	561	303
Saluda	7,833	1,986	5,843	2	1	1
Spartanburg	89,779	14,260	75,303	69	103	42
Sumter	37,443	15,064	22,218	29	76	56
Union	13,656	3,015	10,629	7	4	0
Williamsburg	18,777	10,957	7,807	4	7	0
York	53,622	7,169	46,248	90	86	15
<b>TOTALS</b>	<b>1,537,140</b>	<b>381,524</b>	<b>1,149,516</b>	<b>1,592</b>	<b>3,053</b>	<b>1,359</b>

SOUTH CAROLINA - Number of Registered Voters By Race - As of 10/22/94

County	Total Registered	Black	White	Indian	Oriental	Hispanic
Abbeville	10,456	2,831	7,608	2	10	5
Aiken	56,074	9,821	45,984	42	137	89
Allendale	4,981	3,108	1,870	2	0	1
Anderson	57,694	6,157	51,446	28	53	9
Bamberg	7,465	3,974	3,479	9	1	2
Barnwell	9,727	3,397	6,307	13	6	4
Beaufort	39,719	8,292	31,194	34	112	87
Berkeley	44,058	10,675	32,715	57	490	114
Calhoun	7,005	3,045	3,949	3	5	3
Charleston	126,188	36,596	88,882	86	435	189
Cherokee	18,462	3,030	15,403	8	9	12
Chester	14,355	5,493	8,855	5	2	0
Chesterfield	15,930	4,435	11,464	16	9	6
Clarendon	14,110	7,264	6,827	5	4	10
Colleton	13,984	5,295	8,647	37	2	3
Darlington	25,562	8,739	16,788	18	7	10
Dillon	12,789	4,776	7,896	110	6	1
Dorchester	34,763	7,278	27,118	115	179	73
Edgefield	8,986	3,417	5,556	0	11	2
Fairfield	10,189	5,317	4,859	7	2	4
Florence	51,185	16,194	34,822	37	93	39
Georgetown	21,484	7,538	13,911	12	20	3
Greenville	135,166	16,513	118,165	126	186	176
Greenwood	23,395	5,262	18,086	4	26	17
Hampton	11,265	5,861	5,389	7	1	7
Horry	67,337	8,253	58,785	141	104	54
Jasper	7,432	3,963	3,453	4	4	8
Kershaw	21,688	4,989	16,635	20	22	22
Lancaster	22,401	3,764	18,606	10	16	5
Laurens	21,330	4,665	16,641	6	11	7
Lee	10,089	5,736	4,345	2	5	1
Lexington	83,026	6,109	76,630	108	109	70
McCormick	4,511	2,495	2,012	4	0	0
Marion	15,308	7,732	7,533	20	14	9
Marlboro	11,529	4,506	6,823	192	8	0
Newberry	14,763	3,310	11,429	3	13	8
Oconee	25,568	1,484	24,006	16	35	27
Orangeburg	41,858	22,658	19,046	103	42	9
Pickens	36,833	2,092	34,655	12	45	29
Richland	128,488	44,541	82,778	146	652	370
Saluda	7,650	1,782	5,865	2	1	0
Spartanburg	84,804	13,048	71,530	75	107	44
Sumter	36,219	14,289	21,733	40	91	66
Union	12,926	2,754	10,161	6	4	1
Williamsburg	18,184	10,798	7,358	19	7	0
York	52,628	7,075	45,341	106	86	20
<b>TOTALS</b>	<b>1,499,564</b>	<b>370,351</b>	<b>1,122,585</b>	<b>1,818</b>	<b>3,182</b>	<b>1,616</b>

SOUTH CAROLINA - Number of Registered Voters - As of 10/28/96

County	Total Registered	White Registered	Nonwhite Registered
Abbeville	12,135	8,611	3,524
Aiken	65,471	52,418	13,053
Allendale	5,708	1,965	3,743
Anderson	69,355	60,757	8,598
Bamberg	8,719	3,761	4,958
Barnwell	10,751	6,783	3,968
Beaufort	50,874	39,828	11,046
Berkeley	54,094	39,150	14,944
Calhoun	8,220	4,543	3,677
Charleston	151,134	103,137	47,997
Cherokee	22,381	18,264	4,117
Chester	16,882	10,291	6,591
Chesterfield	18,035	12,567	5,468
Clarendon	16,428	7,877	8,551
Colleton	15,805	9,571	6,234
Darlington	29,365	18,564	10,801
Dillon	14,234	8,307	5,927
Dorchester	43,402	33,435	9,967
Edgefield	11,446	6,829	4,617
Fairfield	11,770	5,416	6,354
Florence	60,449	39,393	21,056
Georgetown	27,054	16,999	10,055
Greenville	170,621	143,269	27,352
Greenwood	28,798	21,211	7,587
Hampton	11,942	5,583	6,359
Horry	86,277	75,144	11,133
Jasper	9,670	4,678	4,992
Kershaw	24,790	18,660	6,130
Lancaster	27,337	21,856	5,481
Laurens	26,413	19,923	6,490
Lee	11,123	4,610	6,513
Lexington	99,403	90,334	9,069
McCormick	5,143	2,428	2,715
Marion	18,166	8,283	9,883
Marlboro	14,546	7,901	6,645
Newberry	17,901	13,268	4,633
Oconee	30,056	27,935	2,121
Orangeburg	48,310	20,985	27,325
Pickens	43,814	41,018	2,796
Richland	153,501	94,537	58,964
Saluda	8,939	6,507	2,432
Spartanburg	106,266	87,100	19,166
Sumter	45,911	25,930	19,981
Union	15,898	11,650	4,248
Williamsburg	19,847	7,584	12,263
York	66,393	56,067	10,326
<b>TOTALS</b>	<b>1,814,777</b>	<b>1,324,927</b>	<b>489,850</b>

SELVR590

## SOUTH CAROLINA ELECTION COMMISSION RACE BREAKDOWN

10/25/98

COUNTY	TOTAL	BLACK	WHITE	INDIAN	ORIENTAL	HISPANIC
01-ABBEVILLE	13,316	3,821	9,453	3	16	23
02-AIKEN	71,835	14,313	57,020	81	220	201
03-ALLENDALE	6,097	4,073	2,010	6	3	5
04-ANDERSON	78,334	9,670	68,374	79	121	90
05-BAMBERG	9,148	5,259	3,864	13	4	8
06-BARNWELL	10,950	4,068	6,839	21	9	13
07-BEAUFORT	57,739	11,636	45,507	89	193	314
08-BERKELEY	61,755	15,933	44,480	166	815	361
09-CALHOUN	9,078	4,110	4,940	7	7	14
10-CHARLESTON	161,740	49,952	110,305	208	762	513
11-CHEROKEE	25,648	4,744	20,788	19	43	54
12-CHESTER	17,969	6,845	11,082	18	11	13
13-CHESTERFIELD	19,431	5,967	13,401	28	15	20
14-CLARENDON	17,638	9,257	8,327	20	8	26
15-COLLETON	17,699	7,044	10,558	61	12	24
16-DARLINGTON	32,220	12,288	19,850	38	17	27
17-DILLON	16,381	6,846	9,333	180	9	13
18-DORCHESTER	48,590	10,526	37,346	196	312	210
19-EDGEFIELD	12,649	4,983	7,635	6	16	9
20-FAIRFIELD	12,648	6,886	5,733	8	6	15
21-FLORENCE	65,885	23,474	42,096	86	138	91
22-GEORGETOWN	29,585	10,821	18,680	27	33	24
23-GREENVILLE	190,438	29,319	159,462	287	589	781
24-GREENWOOD	31,716	8,623	22,961	23	53	56
25-HAMPTON	13,294	7,080	6,184	12	5	13
26-HORRY	103,839	12,134	90,793	266	339	307
27-JASPER	10,731	5,520	5,141	26	11	33
28-KERSHAW	28,647	7,085	21,418	38	46	60
29-LANCASTER	29,484	6,132	23,263	35	31	23
30-LAURENS	30,205	7,376	22,728	19	29	53
31-LEE	12,323	7,384	4,919	6	7	7
32-LEXINGTON	114,559	10,622	103,089	237	310	301
33-MCCORMICK	5,602	2,808	2,784	6	4	
34-MARION	19,406	10,681	8,645	44	23	13
35-MARLBORO	16,676	7,579	8,701	372	15	9
36-NEWBERRY	18,880	4,974	13,832	12	26	36
37-OCONEE	33,516	2,262	31,066	32	60	96
38-ORANGEBURG	51,110	29,060	21,801	122	77	50
39-PICKENS	48,564	2,856	45,479	52	90	87
40-RICHLAND	167,816	64,606	100,855	298	1,152	905
41-SALUDA	9,756	2,806	6,928	6	3	13
42-SPARTANBURG	122,311	22,360	99,130	232	352	237
43-SUMTER	53,040	23,085	29,453	76	238	188
44-UNION	16,619	4,506	12,078	9	10	16
45-WILLIAMSBURG	20,767	13,145	7,582	23	11	6
46-YORK	76,132	11,729	63,786	241	208	168
STATE TOTAL	2,021,766	536,248	1,469,699	3,834	6,459	5,526



SELVR590

## SOUTH CAROLINA ELECTION COMMISSION RACE BREAKDOWN

10/28/00

--COUNTY	--TOTAL	BLACK/AA	--WHITE	HISPANIC	--ASIAN	NAT-AMR	--OTHER
01-ABBEVILLE	14,528	4,159	10,317	27	16	1	8
02-AIKEN	79,856	16,483	62,652	305	269	11	136
03-ALLENDALE	6,358	4,367	1,974	6	2	6	3
04-ANDERSON	88,886	11,364	77,092	149	150		131
05-BAMBERG	9,478	5,537	3,915	7	4	6	9
06-BARNWELL	11,787	4,510	7,225	17	10	1	24
07-BEAUFORT	68,183	13,267	54,033	464	229	4	186
08-BERKELEY	71,060	18,156	51,065	535	1,008	15	281
09-CALHOUN	9,927	4,529	5,358	18	10	9	3
10-CHARLESTON	177,279	52,711	122,557	658	965	20	368
11-CHEROKEE	28,913	5,541	23,226	72	48		26
12-CHESTER	19,795	7,480	12,248	20	20		27
13-CHESTERFIELD	21,959	6,838	15,009	43	20	40	9
14-CLARENDON	19,568	10,239	9,257	38	9	13	12
15-COLLETON	20,045	7,848	12,063	35	15	80	4
16-DARLINGTON	36,265	14,016	22,118	45	26	6	54
17-DILLON	18,017	7,764	9,994	17	17	10	215
18-DORCHESTER	56,115	12,104	43,028	322	375	202	84
19-EDGEFIELD	14,188	5,490	8,655	17	16	7	3
20-FAIRFIELD	13,590	7,398	6,136	36	8	7	5
21-FLORENCE	71,947	25,990	45,544	121	161	73	58
22-GEORGETOWN	33,104	11,741	21,257	35	41		30
23-GREENVILLE	218,006	33,292	182,062	1,259	894	4	495
24-GREENWOOD	34,873	9,578	25,113	83	63	1	35
25-HAMPTON	13,607	7,347	6,215	21	9		15
26-HORRY	119,467	14,100	104,139	442	415	258	113
27-JASPER	11,534	5,965	5,461	53	15		40
28-KERSHAW	32,848	8,132	24,512	98	53	35	18
29-LANCASTER	32,836	6,857	25,852	43	41	26	17
30-LAURENS	33,970	8,207	25,621	69	40	2	31
31-LEE	12,936	7,849	5,064	9	7	4	3
32-LEXINGTON	128,224	12,770	114,272	432	408	167	175
33-MCCORMICK	6,274	3,003	3,257	2	6	3	3
34-MARION	21,662	12,113	9,453	19	24	32	21
35-MARLBORO	18,135	8,451	9,188	14	18	446	18
36-NEWBERRY	19,682	5,260	14,332	45	27	14	4
37-OCONEE	37,192	2,551	34,389	141	62	27	22
38-ORANGEBURG	55,729	32,240	23,171	80	86	6	146
39-PICKENS	56,088	3,398	52,283	156	116	4	131
40-RICHLAND	184,624	74,059	107,145	1,297	1,553	226	344
41-SALUDA	10,856	3,293	7,529	22	2	9	1
42-SPARTANBURG	138,490	25,208	111,971	419	520		372
43-SUMTER	58,305	25,672	32,000	250	283	68	32
44-UNION	17,692	4,940	12,708	14	19	2	9
45-WILLIAMSBURG	21,741	13,997	7,699	12	11	20	2
46-YORK	90,581	13,878	75,797	267	276	3	360
STATE TOTAL	2,266,200	599,692	1,643,956	8,234	8,367	1,868	4,083

SELVR590

## SOUTH CAROLINA ELECTION COMMISSION RACE BREAKDOWN

10/19/02

COUNTY	TOTAL	BLACK/AA	WHITE	HISPANIC	ASIAN	NAT-AMR	OTHER
01-ABBEVILLE	12,660	3,515	9,098	18	15	2	12
02-AIKEN	70,401	14,876	54,838	275	252	120	40
03-ALLENDALE	5,491	3,810	1,658	10	1	8	4
04-ANDERSON	82,383	10,431	71,467	166	182	75	62
05-BAMBERG	7,925	4,588	3,310	9	6	12	
06-BARNWELL	11,441	4,441	6,938	21	7	24	10
07-BEAUFORT	64,650	11,771	51,958	421	236	8	256
08-BERKELEY	61,291	15,824	43,636	456	971	73	331
09-CALHOUN	8,911	4,004	4,870	15	8	9	5
10-CHARLESTON	159,975	45,294	112,593	623	964	67	434
11-CHEROKEE	26,129	5,031	20,953	70	48	26	1
12-CHESTER	18,480	6,793	11,608	26	19	1	33
13-CHESTERFIELD	18,832	5,541	13,178	37	19	42	15
14-CLARENDON	18,454	9,514	8,849	49	9	26	7
15-COLLETON	19,216	7,599	11,480	35	37	65	
16-DARLINGTON	32,070	12,380	19,548	44	29	54	15
17-DILLON	17,449	7,623	9,468	20	17	310	11
18-DORCHESTER	51,713	11,395	39,273	320	378	209	138
19-EDGEFIELD	12,988	5,042	7,883	29	17	11	6
20-FAIRFIELD	12,669	6,932	5,665	41	8	7	16
21-FLORENCE	62,535	21,911	40,216	95	157	81	75
22-GEORGETOWN	30,713	10,063	20,526	38	50	28	8
23-GREENVILLE	197,325	28,992	165,421	1,307	952	24	629
24-GREENWOOD	33,933	9,355	24,365	94	69	6	44
25-HAMPTON	12,577	6,922	5,612	21	12	1	9
26-HORRY	106,401	11,860	93,302	376	416	340	107
27-JASPER	10,464	5,592	4,768	49	15	4	36
28-KERSHAW	29,355	6,969	22,151	115	51	32	37
29-LANCASTER	28,189	5,705	22,341	42	50	28	23
30-LAURENS	31,197	7,146	23,892	65	42	19	33
31-LEE	11,228	6,674	4,532	6	6	9	1
32-LEXINGTON	115,070	11,419	102,374	429	421	189	238
33-MCCORMICK	5,394	2,251	3,128	2	6	3	4
34-MARION	19,379	10,760	8,523	19	24	38	15
35-MARLBORO	14,175	6,470	7,163	12	21	498	11
36-NEWBERRY	17,598	4,354	13,159	36	26	18	5
37-OCONEE	31,967	2,018	29,694	131	62	33	29
38-ORANGEBURG	49,360	29,053	19,959	70	93	57	128
39-PICKENS	50,446	3,013	46,993	162	149	45	84
40-RICHLAND	168,236	67,861	96,805	1,198	1,537	240	595
41-SALUDA	10,599	3,162	7,396	26	2	10	3
42-SPARTANBURG	125,691	22,047	102,106	457	1,019	6	56
43-SUMTER	52,548	23,460	28,420	256	293	69	50
44-UNION	15,414	4,107	11,259	10	20	8	10
45-WILLIAMSBURG	19,365	12,525	6,793	10	9	26	2
46-YORK	85,081	13,189	70,857	266	292	29	448
STATE TOTAL	2,047,368	533,282	1,490,026	7,977	9,017	2,990	4,076

SELVR590

## SOUTH CAROLINA ELECTION COMMISSION RACE BREAKDOWN

10/26/04

COUNTY	TOTAL	BLACK/AA	WHITE	HISPANIC	ASIAN	NAT-AMR	OTHER
01-ABBEVILLE	13,904	4,048	9,804	23	12	2	15
02-AIKEN	80,759	17,611	62,167	411	310	146	114
03-ALLENDALE	5,937	4,218	1,685	13	5	8	8
04-ANDERSON	91,820	12,283	78,855	275	208	84	115
05-BAMBERG	8,618	5,171	3,401	10	7	16	13
06-BARNWELL	12,434	5,041	7,305	26	11	36	15
07-BEAUFORT	76,933	13,670	61,774	655	306	28	500
08-BERKELEY	71,731	19,165	50,282	627	1,102	260	295
09-CALHOUN	9,693	4,364	5,284	17	9	10	9
10-CHARLESTON	184,569	52,612	128,863	893	1,164	140	897
11-CHEROKEE	28,310	5,605	22,522	85	62	26	10
12-CHESTER	20,329	7,621	12,585	35	23	2	63
13-CHESTERFIELD	20,802	6,401	14,259	45	24	54	19
14-CLARENDON	20,501	10,600	9,771	61	16	29	24
15-COLLETON	21,008	8,383	12,446	45	44	81	9
16-DARLINGTON	36,525	14,707	21,638	62	39	60	19
17-DILLON	18,603	8,351	9,838	26	25	349	14
18-DORCHESTER	61,042	13,752	45,815	496	442	302	235
19-EDGEFIELD	14,293	5,455	8,762	36	17	13	10
20-FAIRFIELD	13,714	7,627	5,990	59	10	9	19
21-FLORENCE	70,014	25,798	43,612	148	221	100	135
22-GEORGETOWN	35,160	11,750	23,223	60	61	37	29
23-GREENVILLE	225,060	36,261	184,379	2,007	1,293	164	956
24-GREENWOOD	35,635	10,276	25,078	120	75	10	76
25-HAMPTON	13,079	7,289	5,737	26	16	1	10
26-HORRY	124,547	14,444	108,435	583	476	356	253
27-JASPER	11,378	5,993	5,248	69	19	7	42
28-KERSHAW	32,273	7,838	24,110	173	64	33	55
29-LANCASTER	31,818	7,060	24,544	68	56	29	61
30-LAURENS	33,884	8,250	25,415	83	48	24	64
31-LEE	12,010	7,281	4,692	10	7	16	4
32-LEXINGTON	130,699	14,470	114,388	647	586	201	407
33-MCCORMICK	5,881	2,478	3,383	4	9	2	5
34-MARION	21,365	11,999	9,235	29	36	45	21
35-MARLBORO	15,488	7,286	7,567	13	22	571	29
36-NEWBERRY	18,972	5,022	13,844	50	27	17	12
37-OCONEE	36,379	2,391	33,642	185	71	39	51
38-ORANGEBURG	55,819	34,378	20,979	97	111	82	172
39-PICKENS	56,110	3,521	51,929	218	165	59	218
40-RICHLAND	196,431	84,055	107,241	1,757	1,728	309	1,341
41-SALUDA	11,224	3,404	7,768	29	4	11	8
42-SPARTANBURG	136,126	25,972	108,036	684	1,113	22	299
43-SUMTER	57,598	26,838	29,938	315	329	71	107
44-UNION	16,560	4,720	11,776	15	21	9	19
45-WILLIAMSBURG	21,473	14,337	7,077	12	11	36	
46-YORK	98,954	15,656	81,694	457	382	81	684
STATE TOTAL	2,315,462	625,452	1,656,016	11,759	10,787	3,987	7,461

SELVR590

## SOUTH CAROLINA ELECTION COMMISSION RACE BREAKDOWN

11/02/06

COUNTY	TOTAL	BLACK/AA	WHITE	HISPANIC	ASIAN	NAT-AMR	OTHER
01-ABBEVILLE	14,091	3,961	10,072	25	12	3	18
02-AIKEN	87,039	19,159	66,710	540	326	157	147
03-ALLENDALE	6,285	4,537	1,709	15	5	10	9
04-ANDERSON	97,128	13,196	83,063	387	219	92	171
05-BAMBERG	9,017	5,488	3,477	11	7	18	16
06-BARNWELL	12,993	5,416	7,481	32	12	34	18
07-BEAUFORT	84,830	14,504	68,519	847	352	41	567
08-BERKELEY	77,950	20,505	54,844	772	1,186	269	374
09-CALHOUN	10,038	4,519	5,464	24	10	9	12
10-CHARLESTON	177,039	50,666	123,364	915	1,063	113	918
11-CHEROKEE	30,061	6,051	23,783	109	66	27	25
12-CHESTER	20,402	7,702	12,561	37	30	7	65
13-CHESTERFIELD	21,806	6,899	14,731	62	27	61	26
14-CLARENDON	21,815	11,189	10,435	84	27	34	46
15-COLLETON	21,666	8,665	12,802	56	45	85	13
16-DARLINGTON	38,638	15,938	22,447	115	44	69	25
17-DILLON	19,617	8,817	10,146	220	27	390	17
18-DORCHESTER	68,431	15,370	51,261	653	461	335	351
19-EDGEFIELD	15,028	5,626	9,309	45	19	15	14
20-FAIRFIELD	14,245	7,925	6,204	70	12	11	23
21-FLORENCE	74,123	27,912	45,447	199	256	119	190
22-GEORGETOWN	37,737	12,216	25,289	84	71	36	41
23-GREENVILLE	238,205	38,516	194,119	2,702	1,575	186	1,107
24-GREENWOOD	36,719	10,649	25,733	142	85	15	95
25-HAMPTON	13,677	7,688	5,916	37	15	4	17
26-HORRY	139,414	15,818	121,505	819	501	342	429
27-JASPER	12,001	6,348	5,483	93	19	7	51
28-KERSHAW	34,700	8,591	25,706	213	77	38	75
29-LANCASTER	34,819	7,849	26,653	114	62	37	104
30-LAURENS	35,515	8,738	26,514	118	50	25	70
31-LEE	12,282	7,551	4,689	10	8	18	6
32-LEXINGTON	140,721	16,131	122,317	889	643	232	509
33-MCCORMICK	6,192	2,577	3,591	6	9	2	7
34-MARION	21,973	12,392	9,426	39	40	47	29
35-MARLBORO	16,832	8,089	8,021	21	27	628	46
36-NEWBERRY	19,912	5,360	14,403	75	32	20	22
37-OCONEE	39,294	2,578	36,307	225	80	37	67
38-ORANGEBURG	59,175	36,867	21,753	118	133	97	207
39-PICKENS	60,067	3,755	55,528	288	177	67	252
40-RICHLAND	205,483	88,755	110,980	2,043	1,770	328	1,607
41-SALUDA	11,359	3,358	7,938	41	5	9	8
42-SPARTANBURG	143,804	27,719	113,365	965	1,225	52	478
43-SUMTER	59,807	28,151	30,704	366	342	96	148
44-UNION	16,998	4,949	11,979	17	23	7	23
45-WILLIAMSBURG	21,964	14,787	7,097	17	11	49	3
46-YORK	111,826	17,955	91,691	716	460	134	870
STATE TOTAL	2,452,718	661,432	1,750,536	15,376	11,646	4,412	9,316