



ECO (Environmental Consultation Organizer) Public Portal

Instructions for public users with personal or corporate email (non-U.S. Federal email)

December 2020

ECO is an information management application covering NOAA Fisheries consultations under the Endangered Species Act (ESA) and Magnuson-Stevens Fishery Conservation and Management Act sections 305(b)(2) & 305(b)(4) Essential Fish Habitat (EFH).

## **ECO Public Portal Registration**

If you are a public user with personal or corporate email (non-U.S. Federal email), please follow below steps to register and get access to the ECO Public Portal.

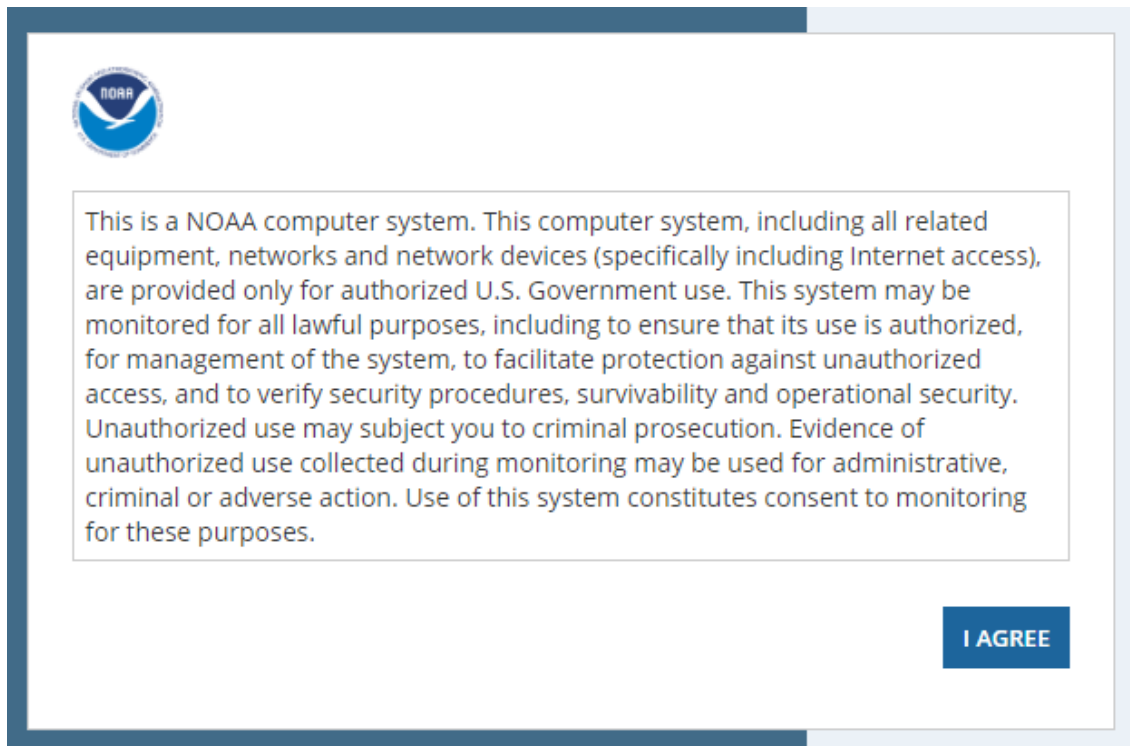
### **1. ECO Public Portal Self-Registration:**

Click on the following link, or copy and paste it into your web browser:

<https://appscloud.fisheries.noaa.gov/suite/?signin=native>

### **2. Begin the Registration Process:**

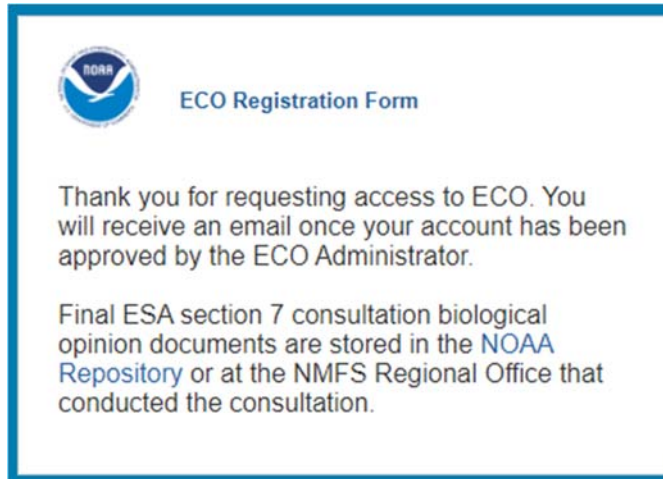
- a) On the NOAA Computer System Notification screen, click on “I Agree”.



- b) On the Login Screen, click on "Register for a New Account."

- c) On the ECO Registration Form screen, fill in "First Name", "Last Name", and "Email" information.  
NOTE: The e-mail account should be an account that you have access to, in order to receive follow-up instructions.
- d) Click the "I'm not a robot" selection, and complete the reCAPTCHA visual challenge, as prompted.
- e) Click Submit.


- f) Validate the following submission screen is presented.



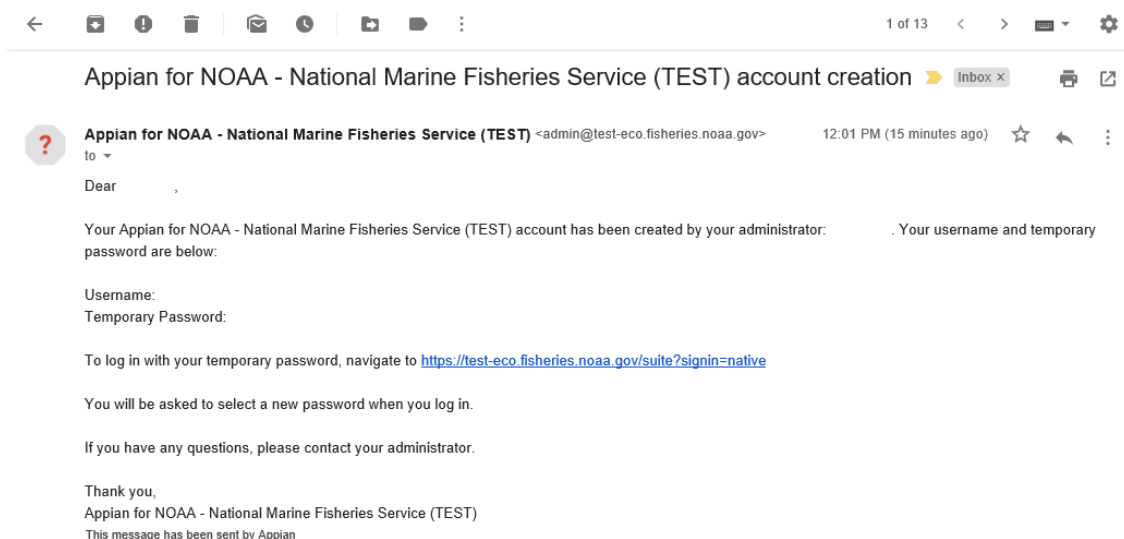
### 3. Account Approval Notification:

You will receive an email notification that the self-registration request for an ECO account has been approved.

**NOTE: The NOAA ECO support team will review your ECO Public Portal access request and activate your account upon approval.**



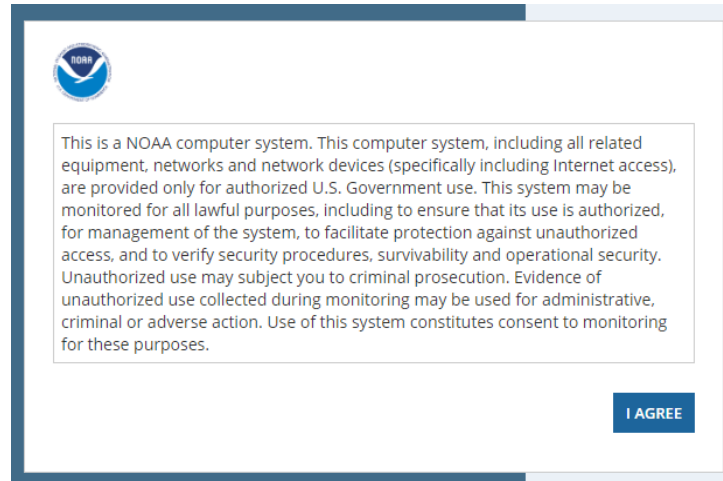
a) Upon approval, you will receive instructions on how to set your password.



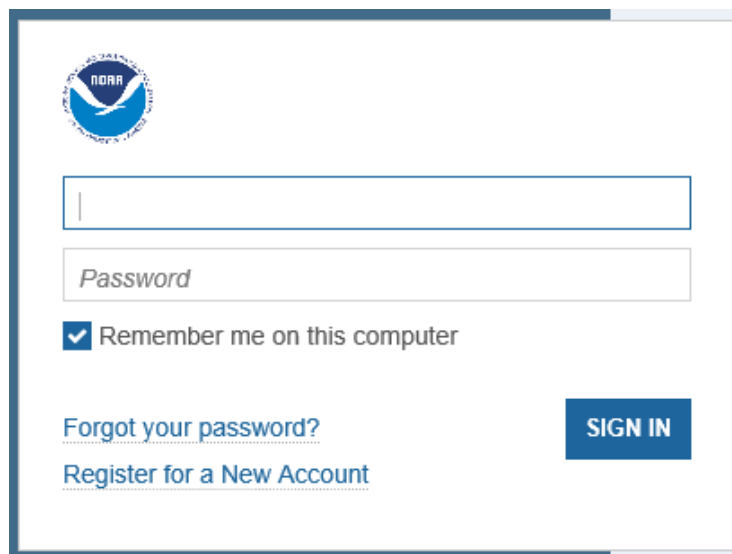
### 4. Login to the ECO Public Portal:

Navigate to the ECO login screen, and authenticate using the credentials defined in the self-registration process, to log into ECO.


- a) Navigate to: <https://appscloud.fisheries.noaa.gov/suite/?signin=native> and on the NOAA Computer System Notification screen, click on "I Agree".



- b) On the Login Screen, log in using the credentials defined during the self-registration process.



- c) Insert the Temporary Password in the account activation email into the "Old Password" and create your New Password. After confirming your New Password, click on the Submit button.



## Change Password

Please complete the form to change your password.

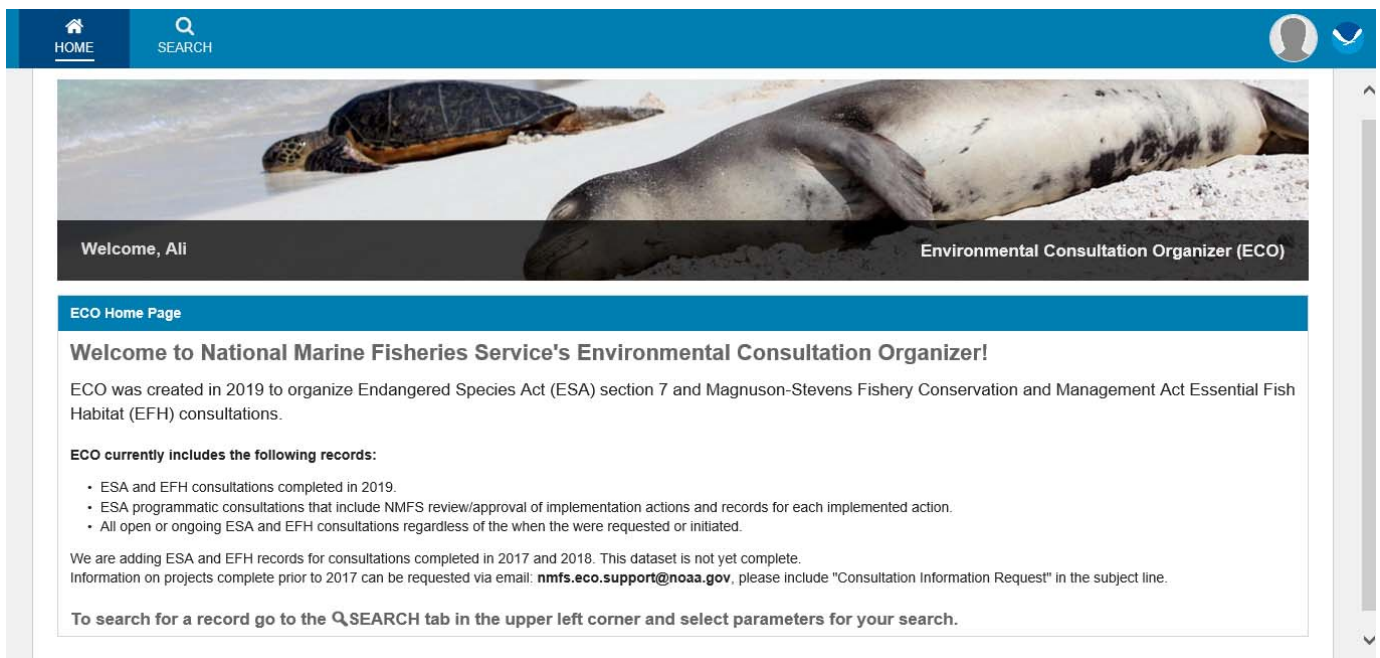
**Old Password**

**New Password**

**Confirm New Password**

**CANCEL** **SUBMIT**

d) Validate successful authentication into the ECO system and display of the ECO Public Portal Welcome Warning page.



HOME SEARCH

Welcome, Ali Environmental Consultation Organizer (ECO)

**ECO Home Page**

### Welcome to National Marine Fisheries Service's Environmental Consultation Organizer!

ECO was created in 2019 to organize Endangered Species Act (ESA) section 7 and Magnuson-Stevens Fishery Conservation and Management Act Essential Fish Habitat (EFH) consultations.

**ECO currently includes the following records:**

- ESA and EFH consultations completed in 2019.
- ESA programmatic consultations that include NMFS review/approval of implementation actions and records for each implemented action.
- All open or ongoing ESA and EFH consultations regardless of the when they were requested or initiated.

We are adding ESA and EFH records for consultations completed in 2017 and 2018. This dataset is not yet complete. Information on projects complete prior to 2017 can be requested via email: [nmfs.eco.support@noaa.gov](mailto:nmfs.eco.support@noaa.gov), please include "Consultation Information Request" in the subject line.

To search for a record go to the **Q,SEARCH** tab in the upper left corner and select parameters for your search.