

GEORGIA TECH

131ST SEASON • 4 NATIONAL CHAMPIONSHIPS • 15 CONFERENCE CHAMPIONSHIPS • 45 BOWL APPEARANCES • 25 BOWL VICTORIES

GEORGIA TECH (3-3, 2-1 ACC) vs. BOSTON COLLEGE (3-3, 1-2 ACC)

SATURDAY, OCTOBER 21, 2023 • NOON ET • ATLANTA, GA. • BOBBY DODD STADIUM ATT HYUNDAI FIELD

MATCHUP AT A GLANCE



GEORGIA TECH	vs.	BOSTON COLLEGE
3-3 (2-1 ACC).....	Record	3-3 (1-2 ACC)
Atlanta, Ga.	Location	Chestnut Hill, Mass.
1885.....	Founded	1863
45,295.....	Enrollment	14,513
Yellow Jackets, Ramblin' Wreck.....	Nickname	Eagles
Tech Gold and White.....	Colors	Maroon and Gold
Atlantic Coast.....	Conference	Atlantic Coast
Bobby Dodd Stadium at Hyundai Field (55,000).....	Stadium (Capacity)	Alumni Stadium (44,500)
Brent Key.....	Head Coach	Jeff Hafley
7-7 (1st full season).....	Head Coach's Record at School	18-23 (Fourth Season)
Same.....	Head Coach's Overall Record	Same
None.....	National Ranking	None
Multiple.....	Basic Offense	Multiple
30.8 (7th/53rd).....	Points Per Game (Conference/National Rank)	27.7 (9th/75th)
156.0 (9th/63rd).....	Rushing Yards Per Game (Conference/National Rank)	193.7 (2nd/24th)
275.2 (4th/35th).....	Passing Yards Per Game (Conference/National Rank)	210.7 (6th/44th)
431.2 (6th/39th).....	Total Yards Per Game (Conference/National Rank)	394.2 (8th/65th)
4-2-5.....	Basic Defense	Multiple
29.0 (12th/88th).....	Points Allowed Per Game (Conference/National Rank)	31.7 (13th/108th)
214.3 (14th/128th).....	Rushing Yards Allowed Per Game (Conference/National Rank)	162.7 (11th/98th)
220.0 (7th/57th).....	Passing Yards Allowed Per Game (Conference/National Rank)	200.5 (12th/99th)
434.3 (14th/115th).....	Total Yards Allowed Per Game (Conference/National Rank)	373.3 (11th/64th)
W, 23-20 at No. 17 Miami (Fla.) (Oct. 7, 2023).....	Last Game	W, 27-24 at Army (Oct. 7, 2023)

TOP STORYLINES

- Georgia Tech returns from an open week and begins a two-game homestand at Bobby Dodd Stadium at Hyundai Field when it hosts Boston College for an Atlantic Coast Conference showdown on Saturday.
- Georgia Tech (3-3, 2-1 ACC) begins the second half of its season firmly in contention for a spot in the ACC Championship Game, as it stands in fifth place in the 14-team conference standings, only a game in the loss column behind No. 4 Florida State (4-0), No. 10 North Carolina (3-0) and No. 16/17 Duke (2-0).
- Prior to last Saturday's bye, the Yellow Jackets earned one of the most thrilling victories in program history, a 23-20 triumph at No. 17 Miami (Fla.). Trailing 20-17 with less than a minute to play, Tech forced a fumble at its own 26 yard line, then marched 74 yards in 25 seconds — capped by a 44-yard touchdown pass from **Haynes King** to **Christian Leary** with one second left on the clock — to pull out the improbable win.
- With the victory at Miami, Georgia Tech moved to 5-1 in ACC road games under head coach **Brent Key**, which includes a perfect 3-0 mark against nationally ranked conference opponents.
- King's 16 touchdown passes this season lead the ACC, are tied for eighth nationally and are the most ever by a Georgia Tech quarterback through the first six games of a season, topping the 14 thrown through six games by Joe Hamilton in 1999 and George Godsey in 2000.
- King's 1,631 passing yards are the second-most ever by a Tech QB through six games, behind only Hamilton's 1,671 through the first six contests in '99, when he went on to finish second in voting for the Heisman Trophy.

SERIES HISTORY

Series Record (Streak):..... Georgia Tech leads 7-4 (BC; W2)
at Georgia Tech:..... Tied 3-3
at Boston College:..... Georgia Tech leads 3-1
Neutral Sites:..... Georgia Tech leads 1-0
Last Meeting:..... BC 41, GT 30 (Nov. 13, 2021 - Atlanta, Ga.)

TALE OF THE TAPE

Average heights and weights of players listed on both teams' depth charts:

Georgia Tech		Boston College
6-5, 303.....	Offensive Line	6-5, 310
6-5, 235.....	Tight Ends	6-4, 250
6-0, 196.....	Offensive Backs (QB and RB)	5-11, 208
6-0, 189.....	Receivers	5-11, 188
6-4, 279.....	Defensive Line	6-2, 276
6-2, 222.....	Linebackers	6-0, 226
6-1, 187.....	Defensive Backs	6-0, 194

TOP PERFORMERS AT A GLANCE

PASSING	COMP.	ATT.	INT.	YDS.	TD
Georgia Tech					
Haynes King	119	191	6	1,631	16
Boston College					
Thomas Castellanos	87	152	5	1,143	10
RUSHING	ATT.	YDS.	AVG.	TD	
Georgia Tech					
Jamal Haynes	72	409	5.7	3	
Trey Cooley	50	235	4.7	3	
Boston College					
Thomas Castellanos	98	500	5.1	7	
RECEIVING	NO.	YDS.	AVG.	TD	
Georgia Tech					
Eric Singleton, Jr.	20	355	17.8	5	
Malik Rutherford	25	290	11.6	1	
Boston College					
Lewis Bond	24	356	14.8	5	
TACKLES	UT	AT	TT	TFL	SACK
Georgia Tech					
Kyle Kennard	18	15	33	5.5	4.0
Jaylon King	17	13	30	1.0	—
Boston College					
Vinny DePalma	21	28	49	1.0	—

2023 GEORGIA TECH SCHEDULE/RESULTS

• Overall: **3-3** | ACC: **2-1** | Place: **t-5th**
 • Home: **1-2** | Away: **2-1** | Neutral: **0-0** | Streak: **W1**

Date	Opponent	Time/Result	TV
Sept. 1	rv/- LOUISVILLE* [^] (Fri.)	L, 39-34	ESPN
Sept. 9	SOUTH CAROLINA STATE	W, 48-13	ACCNX
Sept. 16	at No. 17/19 Ole Miss	L, 48-23	SECN
Sept. 23	at -/rv Wake Forest*	W, 30-16	CW
Sept. 30	BOWLING GREEN	L, 38-27	ACCN
Oct. 7	at No. 17 Miami (Fla.)*	W, 23-20	ACCN
Oct. 21	BOSTON COLLEGE*	Noon	ACCN
Oct. 28	No. 10 NORTH CAROLINA*	TBA	TBA
Nov. 4	at Virginia*	TBA	TBA
Nov. 11	at rv/rv Clemson*	TBA	TBA
Nov. 18	SYRACUSE*	TBA	TBA
Nov. 25	No. 1 GEORGIA	TBA	TBA

All times Eastern; Home games in **BOLD CAPS**

* ACC game

[^] Aflac Kickoff Game (Mercedes-Benz Stadium)

Ranks for past games = AP/Coaches ranks at time of game

Ranks for current/future games = current AP/Coaches ranks

ON THE AIR

TV: ACC Network

- Play-by-Play**..... Chris Cotter
- Analyst**..... Mark Herzlich
- Sideline Reporter**..... Sherree Burruss
- Mobile App: ESPN
- Online: WatchESPN.com
- RADIO:** Georgia Tech Sports Network

- Play-by-Play**..... Andy Demetra
- Analyst**..... Joe Hamilton
- Sideline Reporter**..... Chris Mooneyham
- In Atlanta: 680 AM/93.7 FM The Fan
- Across Georgia: Visit RamblinWreck.com for station affiliate list
- Satellite: SiriusXM 109 or 193
- Mobile Apps: GT Yellow Jackets, 680 The Fan, SiriusXM, TuneIn
- Online: RamblinWreck.com, 680TheFan.com

GEORGIA TECH'S LAST GAME

at No. 17 Miami (Fla.)	W, 23-20
Date	Oct. 7
Location	Miami Gardens, Fla. (Hard Rock Stadium)
Total Offense	250
Rushing	99
Passing	151
Turnovers	2
Total Defense	453
Rushing	165
Passing	288
Takeaways	5
Passing Leader	
Haynes King.....	15-25-2, 151 yds., 1 TD
Receiving Leaders	
Christian Leary.....	1 rec., 44 yds., 1 TD
Malik Rutherford.....	3 rec., 33 yds.
Rushing Leaders	
Haynes King.....	10 carries, 46 yds., 1 TD
Jamal Haynes.....	7 carries, 33 yds., 1 TD
Defensive Leaders	
Jaylon King.....	8 TKL, 1.0 TFL, 1 INT
Clayton Powell-Lee.....	8 TKL, 1 PBU
Myles Sims.....	8 TKL, 0.5 TFL, 1 FR
Paul Moala.....	7 TKL, 1.0 SK, 1.5 TFL, 1 FF

GEORGIA TECH MEDIA AVAILABILITY

MON 16	TUE 17	WED 18	THU 19	FRI 20	SAT 21	SUN 22
NO AVAILABILITY	<p>Approx. 9:30 a.m. – Selected early periods of practice open to media (Rose Bowl Field/Brock Indoor Practice Facility)</p> <p>Approx. 11:45 a.m. – Head coach Brent Key weekly press conference (Bobby Dodd Stadium – Edge/Rice Center museum lobby)</p>	<p>Approx. 9:30 a.m. – Selected early periods of practice open to media (Rose Bowl Field/Brock Indoor Practice Facility)</p> <p>Approx. 11:45 a.m. – Selected student-athletes media availability (Bobby Dodd Stadium – Edge/Rice Center museum lobby)</p>	<p>Noon – Head coach Brent Key media availability (Bobby Dodd Stadium)</p> <p>6-7 p.m. – <i>Brent Key Coach's Show</i> (Georgia Tech Sports Network — 680 AM/93.7 FM The Fan in Atlanta)</p>	NO AVAILABILITY	<p>Noon ET – Georgia Tech vs. Boston College (Atlanta, Ga. — Bobby Dodd Stadium at Hyundai Field) TV: ACC Network Radio: Georgia Tech Sports Network (680 AM/93.7 FM The Fan in Atlanta)</p> <p>Postgame press conference – Head coach Brent Key and selected student-athletes (Edge/Rice Center museum area – north end of Bobby Dodd Stadium)</p>	NO AVAILABILITY

GEORGIA TECH ATHLETICS COMMUNICATIONS & PUBLIC RELATIONS

- **Assistant A.D./Communications & P.R. (Primary Football Contact):** Mike Flynn
Office: (404) 894-5445 • Mobile: (828) 964-6406
Email: mflynn@athletics.gatech.edu
- **Assistant Director/Communications & P.R. (Secondary Football Contact):** Andrew Clausen
Office: (404) 894-5445 • Mobile: (678) 764-0867
Email: aclausen@athletics.gatech.edu
- **Associate Director/Communications & P.R. (Football Credentials):** Mike Stamus
Office: 404-894-5445 • Mobile: (404) 218-9723
Email: mstamus@athletics.gatech.edu

FOLLOW GEORGIA TECH ONLINE

OFFICIAL WEBSITE: www.RamblinWreck.com



@GTathletics
@GeorgiaTechFB



@GTathletics
@GeorgiaTechFB



/GTathletics
/GTFootball



RamblinWreckTube

GEORGIA TECH FOOTBALL BY THE NUMBERS

3
R-So. QB **Haynes King** is one of only three NCAA Division I FBS players with at least 1,600 passing yards, 200 rushing yards and 15 touchdown passes this season (joining LSU's Jayden Daniels and Oklahoma's Dillon Gabriel) and only the fifth ACC player since 2000 to accomplish the feat in his team's first six games of the season (joining North Carolina's Drake Maye-2022, UNC's Sam Howell-2021, Wake Forest's Jamie Newman-2019 and Louisville's Lamar Jackson-2016).

5
Georgia Tech has forced five turnovers in a game twice this season (Sept. 23 at Wake Forest and Oct. 7 at Miami (Fla.)), which marks the first time since 1996 that the Yellow Jackets have forced at least five turnovers in a game twice in a season (Oct. 5 at Virginia and Oct. 26 vs. UCF).

5
Head coach **Brent Key** is the fifth Georgia Tech alumnus to ever serve as the Yellow Jackets' football head coach, joining William Alexander (1920-44), Bill Fulcher (1972-73), Pepper Rodgers (1974-79) and Bill Curry (1980-86).

8
Georgia Tech has the eighth-most improved offense in NCAA Division I FBS this season, averaging 106 yards per game more in 2023 (431.2 ypg) than it did in 2022 (325.2 ypg).

16
Haynes King's 16 touchdown passes are the most ever by a Georgia Tech quarterback through the first six games of a season, topping the 14 thrown through six games by Joe Hamilton in 1999 (when he went on to finish second in voting for the Heisman Trophy) and by George Godsey in 2000.

18
Eighteen Georgia Tech student-athletes have already earned bachelor's degrees: TE **Luke Benson**, WR **Dominick Blaylock**, LS **Henry Freer**, QB **Haynes King**, DB **Jaylon King**, WR **Chase Lane**, TE **Dylan Leonard**, LB **Paul Moala**, LB **Braelen Oliver**, DL **Etinosa Reuben**, OL **Connor Scaglione**, TE **Brett Seither**, DB **Myles Sims**, RB **Dontae Smith**, PK **Gavin Stewart**, DB **K.J. Wallace**, LB **Andre White** and DL **Sylvain Yondjouen**.

750
Georgia Tech picked up the 750th win in program history on Oct. 9 against South Carolina State. Georgia Tech is the 21st program in FBS history with 750 all-time victories, and the fourth from the ACC (joining Clemson, Virginia Tech and Pitt).

A GEORGIA TECH WIN WOULD ...

- up it to 4-3 overall and 3-1 in ACC play;
- mark the latest in a season that the Yellow Jackets have been above .500 overall since it finished 2018 with a 7-6 record;
- give it a 3-1 record through four ACC games for the first time since 2017;
- give it consecutive wins for the first time this season and only the second time since 2018;
- be its first ACC home win since a 23-20 overtime victory over Duke on Oct. 8 of last season and snap a three-game losing streak in ACC home games;
- up it to 8-4 all-time versus Boston College;
- snap a two-game losing streak against BC;
- be its first win over BC since a 17-14 victory in the 2016 season opener in Dublin, Ireland (Sept. 3);
- be its first home win over the Eagles since a 37-17 victory on Oct. 20, 2012.

A GEORGIA TECH LOSS WOULD ...

- drop it to 3-4 overall and 2-2 in ACC play;
- continue its season-long trend of alternating losses and wins;
- be its fourth-straight ACC defeat at home;
- be its third-straight loss to Boston College;
- drop it to 7-5 all-time versus BC.

GEORGIA TECH HEAD COACH BRENT KEY

Brent Key, a Georgia Tech alumnus and football letterwinner, was officially named the 21st head coach in Tech football history by Institute President Dr. Ángel Cabrera and director of athletics J Batt on Nov. 29, 2022.

Key takes the reins of the program after leading the Yellow Jackets to a 4-4 record over the final eight games of the 2022 season as interim head coach. The four wins included two road victories over nationally ranked opponents – a 26-21 win at No. 24 Pitt in his first game at the helm on Oct. 1 and a 21-17 triumph at No. 11 North Carolina on Nov. 19. The Jackets overcame a plethora of injuries – including to its top two quarterbacks – to finish 5-7 overall and 4-4 in Atlantic Coast Conference play after a 1-3 (0-1 ACC) start. The overall and conference win totals were Tech's highest since 2018, as was its fourth-place finish in the ACC Coastal Division standings (the Jackets defeated all three teams that finished ahead of them in the division standings – North Carolina, Pitt and Duke).

A 2001 Georgia Tech graduate (management), Key is the fifth Tech alumnus to serve as the Yellow Jackets' head coach, joining William Alexander (1912 graduate; head coach from 1920-44), Bill Fulcher (1956; 1972-73), Pepper Rodgers (1955; 1974-79) and Bill Curry (1965; 1980-86). Key played offensive line for the Jackets from 1997-2000.

Prior to being named Georgia Tech's interim head coach on Sept. 26 of last season, Key was in his fourth season as the Yellow Jackets' assistant head coach, run game coordinator and offensive line coach. In his four seasons at his alma mater, Georgia Tech's run game produced an all-American, three all-Atlantic Coast Conference honorees and finished in the top half of the ACC in rushing offense twice. Key has also mentored a pair of all-ACC offensive linemen.

Despite battling a rash of injuries across the offensive front throughout the season, 2021 marked the second-straight season that Tech's rushing offense ranked in the top half of the ACC under Key's watch, with tackle Devin Cochran earning honorable-mention all-ACC recognition before going on to sign with the National Football League's Cincinnati Bengals.

In 2020, the Jackets ranked fourth in the ACC in fewest sacks allowed (2.3 per game) and fifth in the league in rushing (190.8 yards per game), all with a true freshman (Jordan Williams) starting 9-of-10 games at right tackle.

Despite a multitude of injuries, the Jackets' offensive line improved throughout the 2019 season, as it went through the monumental transition from an option-based scheme to a pro-style, spread attack. During a one late-season three-game stretch, Tech faced teams that ranked first (Pitt), fourth (Miami) and eighth (Virginia) nationally in sacks. Tech's offensive front allowed just five total sacks in those three games, including none against eventual ACC Coastal Division champion Virginia. In all, the Jackets didn't surrender a sack in two of its final four contests.

Key came back to his alma mater after three seasons as offensive line coach at Alabama (2016-18), where he helped lead the Crimson Tide to two Southeastern Conference championships, three College Football Playoff championship games and the 2017 national title.

In each of his three seasons at Alabama, Key's offensive lines were finalists for the Joe Moore Award, which is presented annually to the nation's top offensive front, and was the only group in the nation to receive the honor all three seasons. He also coached four All-Americans (including two unanimous picks – tackle Cam Robinson in 2016 and tackle Jonah Williams in 2018) and nine all-SEC selections (including seven first-teamers) during his time with the Tide. In addition to being unanimous All-Americans, Robinson won the 2016 Outland Trophy as the nation's best interior lineman and Williams was a finalist for the award in '18. They also won the Jacobs Blocking Trophy (SEC's top offensive lineman) in '16 and '18, respectively.

Seven linemen that Key coached in his three seasons at Alabama went on to be selected in the National Football League Draft — Jedrick Wills (No. 10 overall, Cleveland Browns, 2020), Williams (No. 11 overall, Cincinnati Bengals, 2019), Alex Leatherwood (No. 17 overall, Las Vegas Raiders, 2021), Robinson (No. 34 overall, Jacksonville Jaguars, 2017), Ross Pierschbacher (fifth round, Washington Redskins, 2019), Bradley Bozeman (sixth round, Baltimore Ravens, 2018) and Deonte Brown (sixth round, Carolina Panthers, 2021).

Key was also lauded for his work on the recruiting trail at Alabama. He was tabbed as the nation's No. 2 recruiter by 247Sports for his work in landing the Crimson Tide's 2019 class and the No. 1 recruiter in the nation for his efforts with the 2020 class.

Prior to his three-year stint at Alabama, Key spent 11 seasons at UCF (2005-15). He started at UCF as a graduate assistant and worked his way up to assistant head coach (2012-15) and offensive coordinator (2014-15). He also coached tight ends for three seasons (2006-08), offensive line for six seasons (2009-14), running backs for one season (2015), was special teams coordinator for one season (2008) and recruiting coordinator for six seasons (2007, 2010-14) with the Knights. In 2012, 2013 and 2014, Key was nominated for the Broyles Award, given to the top assistant coach in college football.

During Key's 11 seasons at UCF, the Knights won four conference championships (2007, 2010, 2013 and 2014), highlighted by a 12-1 campaign in 2013, which culminated with a 52-42 win over No. 6 Baylor. The Knights beat two top-10 teams in '13 (Baylor and No. 8 Louisville) and Key's offensive front, which did not allow a sack against Penn State, Louisville, UConn or Baylor, helped pave the way for UCF to average 441.5 yards and 34.6 points per game, both among the highest marks in program history. His offensive line also provided protection for American Athletic Conference Offensive Player of the Year Blake Bortles.

In his six seasons as UCF's offensive line coach, eight different linemen earned all-conference recognition a total of 16 times and four went on to play in the NFL, including 2011 third-round draft pick Jah Reid. He also coached an NFL draft pick at tight end in Mike Merritt (2008).

During his time at UCF, Key coached under his head coach as a student-athlete at Georgia Tech, George O'Leary.

Key got his start in coaching as a graduate assistant at Georgia Tech in 2001-02 and served as tight ends and running backs coach at Western Carolina in 2004.

Key was a four-year starter in his four seasons as a student-athlete at Georgia Tech (1997-2000). While making 44-straight starts at right guard, Key was a part of a senior class that led Georgia Tech to four-straight bowl appearances for the first time since 1953-56. As a sophomore in 1998, he helped lead Tech to a 10-2 record and a share of the ACC championship. During his junior campaign in 1999, the Jackets ranked No. 1 nationally in total offense (509.0 ypg). He was voted a team captain and all-ACC as a senior in 2000. In all, he was a key cog in an offensive front that helped the Yellow Jackets lead the ACC in rushing three times.

A Clay, Ala. native, Key, 45, was an all-state performer at Hewitt-Trussville H.S. He and his wife, Danielle, have a daughter, Harper.

THE BRENT KEY FILE

Personal

Hometown: Clay, Ala.
 Education: Georgia Tech, 2001
 Family: Wife: Danielle; Child: Harper

Coaching Experience

2001-02 – Georgia Tech (Graduate Assistant)
 2004 – Western Carolina (Tight Ends/Running Backs)
 2005 – UCF (Graduate Assistant)
 2006 – UCF (Tight Ends)
 2007 – UCF (Tight Ends/Recruiting Coordinator)
 2008 – UCF (Tight Ends/Special Teams Coordinator)
 2009 – UCF (Offensive Line)
 2010-11 – UCF (Offensive Line/Recruiting Coordinator)
 2012-13 – UCF – (Asst. Head Coach/OL/Recruiting Coord.)
 2014 – UCF (Asst. Head Coach/OC/OL/Recruiting Coord.)
 2015 – UCF (Asst. Head Coach/OL/Running Backs)
 2016-18 – Alabama (Offensive Line)
 2019-22 – Georgia Tech (Asst. HC/Run Game Coord./OL)
 2022 – Georgia Tech (Interim Head Coach)
2023- – Georgia Tech (Head Coach)

GEORGIA TECH ALUMNI TO SERVE AS TECH FOOTBALL'S HEAD COACH

William Alexander

Graduated from Georgia Tech: 1912
 Seasons as head coach: 1920-44 (25 seasons)
 Record as head coach: 134-95-15 (.580)

Bill Fulcher

Graduated from Georgia Tech: 1956
 Seasons as head coach: 1972-73 (Two seasons)
 Record as head coach: 12-10-1 (.543)

Pepper Rodgers

Graduated from Georgia Tech: 1955
 Seasons as head coach: 1974-79 (Six seasons)
 Record as head coach: 34-31-2 (.522)

Bill Curry

Graduated from Georgia Tech: 1965
 Seasons as head coach: 1980-86 (Seven seasons)
 Record as head coach: 31-43-4 (.423)

Brent Key

Graduated from Georgia Tech: 2001
 Seasons as head coach: 2022 (interim); 2023 (permanent)
 Record as head coach: 7-7 (.500)



OFFENSE

• Through six games this season, Georgia Tech's offense is ranked in the top 40 in NCAA Division I FBS in five statistical categories.

OFFENSIVE STATISTICAL RANKINGS - 2023

Category	No.	National	ACC
Sacks Allowed	1.17/gm	19th	2nd
3rd-Down Conversion Pct.	.468	25nd	2nd
Passing Offense	275.2 ypg	35th	4th
Passing Efficiency	151.25	37th	5th
Total Offense	431.2 ypg	39th	6th

• Georgia Tech has the eighth-most improved offense in NCAA Division I FBS this season, averaging 106.2 yards/game more than it did in 2022.

MOST IMPROVED OFFENSES, FBS

Team	2022		2023		Difference
	Total Offense	Total Offense	Total Offense	Total Offense	
1. Texas State	325.2	489.6		+164.4	
2. New Mexico	228.1	391.0		+162.9	
3. Colorado	281.3	432.4		+151.1	
4. Colorado State	285.8	421.8		+136.0	
5. Miami (FL)	367.4	501.8		+134.4	
6. Utah State	354.4	477.9		+123.4	
7. New Mexico State	330.9	439.4		+108.5	
8. Georgia Tech	325.2	431.2		+106.0	
9. LSU	453.0	550.4		+97.4	
10. UMass	265.8	360.5		+94.7	

Research courtesy of the University New Mexico

• Tech had at least 380 yards of total offense in each of its first five games of the season (488 vs. Louisville, 578 vs. South Carolina State, 474 at Ole Miss, 380 at Wake Forest, 417 vs. Bowling Green), marking only the second time since 2000 that they have had at least 380 yards of offense in their first five games of a campaign (prev.: 2011).

• The Yellow Jackets have amassed at least 470 yards of total offense in three times this season. In four seasons from 2019-22, Tech had a total of just two games with at least 474 yards of offense — Nov. 28, 2020 vs. Duke (523) and Oct. 27, 2021 at Virginia (570).

• On Sept. 9, Georgia Tech produced 578 yards of offense against South Carolina State — its most in a game since 602 yards at USF on Sept. 8, 2018.

• This season marks the first time since 2017 that the Jackets have opened the season by scoring at least 23 points in each of their first six games (41 vs. Tennessee, 37 vs. Jacksonville State, 35 vs. Pitt, 33 vs. North Carolina, 24 vs. Miami and 38 vs. Wake Forest).

• If Georgia Tech reaches the 23-point mark again on Saturday vs. Boston College, it'll mark the first time since 2014 that it has scored at least 23 points in seven-straight games to start a season.

• Georgia Tech has scored at least 23 points in any six-game stretch for the first time since the same stretch in 2017.

• Tech's 48 points against S.C. State were its most in a game since a 56-33 win over Duke on Nov. 28, 2020.

• The Yellow Jackets scored 28 of their 34 points against Louisville during an 11:08 span of the second quarter.

• The Jackets' 28 second-quarter points against Louisville were:

- the most Georgia Tech has scored in any quarter since it scored a school-record 34 in the first quarter of its 69-6 win over Alcorn State on Sept. 2, 2015;
- the most they have scored in any quarter against an FBS opponent since they scored 28 in the first quarter of a 56-28 win over Pitt on Oct. 25, 2014.
- tied for the fifth-most in a single quarter in program history;
- tied for the third-most in a single quarter against an FBS opponent in program history.

• Tech's four touchdowns in the second quarter against Louisville:

- are tied for the second-most in a single quarter in program history (5 vs. Alcorn State - 2015);
- are tied for the most in a single quarter against an FBS opponent;
- marked only the 15th time in program history that the Jackets scored as many as four touchdowns in a quarter.

• Georgia Tech scored 14 points in its first six offensive plays against Bowling Green (Sept. 30), which marked the fewest plays that the Yellow Jackets needed to score its first 14 points of a game since it scored 14 points in its first five offensive plays against Georgia Southern in a 35-24 win on Oct. 15, 2016.

• Georgia Tech also scored on its first play from scrimmage against Bowling Green (a 53-yard touchdown pass from **Haynes King** to **Eric Singleton Jr.**), which marked the first time that the Yellow Jackets scored on their first offensive play of a game since an 81-yard pass from Justin Thomas to Marcus Marshall in a 38-7 win over Vanderbilt on Sept. 17, 2016.

• The opening touchdown against BG also marked Tech's first one-play touchdown drive since an 86-yard touchdown pass from Tobias Oliver to Qua Searcy in the second quarter of a 38-28 win at North Carolina on Nov. 3, 2018

• Georgia Tech has compiled its fourth-, seventh- and eighth- and ninth-highest single-game passing totals since 2002 this season.

MOST PASSING YARDS IN A GAME (SINCE 2002)

	Passing Yds.	Opponent	Year	Result
1.	365	Western Carolina	2011	W, 63-21
2.	359	Pitt	2021	L, 52-21
3.	353	North Carolina	2005	W, 27-21
4.	348	Bowling Green	2023	L, 38-27
5.	326	vs. West Virginia	2006	L, 38-35
6.	314	at UCF	2022	L, 27-10
7.	313	Louisville	2023	L, 39-34
8.	310	S.C. State	2023	W, 48-13
9.	307	at Ole Miss	2023	L, 48-23

• With three-straight 300-yard passing games to open the season, Tech threw for at least 300 yards for the first time in any three-game stretch since Oct. 28-Nov. 18, 2000 (454 at Clemson, 323 vs. Virginia, 354 at Maryland).

• The Yellow Jackets' 28 pass completions at Ole Miss (Sept. 16) were tied for the fifth-most in a game in school history and were the most since it completed 30 passes against Maryland on Oct. 17, 2002.

• The Jackets' 28 completions at Ole Miss were the fourth-most in school history in a game that they did not throw an interception (also the most since 2002 at Maryland).

• Georgia Tech completed 19, 23, 24 and 28 passes in its first five games this season, which all rank among its 20-highest completion totals since 2002.

MOST COMPLETIONS IN A GAME (SINCE 2002)

	Completions	Opponent	Year	Result
1.	28	at Ole Miss	2023	L, 48-23
2.	27	at Virginia	2021	L, 48-40
	27	at Duke	2003	L, 41-17
4.	25	North Carolina	2005	W, 27-21
5.	24	S.C. State	2022	W, 48-13
	24	Miami (Fla.)	2022	L, 35-14
	24	Pitt	2020	L, 52-21
	24	NC State	2003	W, 29-21
9.	23	Bowling Green	2023	L, 38-27
	23	Duke	2022	W, 23-20
	23	Clemson	2022	L, 41-10
	23	at Florida State	2020	W, 16-13
13.	21	at UCF	2022	L, 27-10
	21	at Miami (Fla.)	2021	L, 33-30
15.	20	at Georgia	2022	L, 37-14
	20	at Clemson	2021	L, 14-8
17.	19	Louisville	2023	L, 39-34
	19	at Virginia Tech	2022	W, 28-27
	19	Pitt	2020	L, 34-20

• Nineteen of Georgia Tech's 24 touchdowns this season have been scored by players in their first season as Yellow Jackets — WR **Eric Singleton Jr.** (5 - true freshman), RB **Trey Cooley** (4 - transfer from Louisville), WR **Abdul Janneh** (2 - transfer from Duquesne), QB **Haynes King** (2 - transfer from Texas A&M), WR **Christian Leary** (2 - transfer from Alabama), TE **Brett Seither** (2 - transfer from Georgia), WR **Dominick Blaylock** (transfer from Georgia) and WR **Chase Lane** (transfer from Texas A&M).

• Despite the success throwing the ball, a dominant ground game remains imperative for the Jackets' success, as Tech has run for at least 200 yards in eight of its last 17 wins.

• Georgia Tech's 310 rushing yards against South Carolina State (Sept. 9) were its most in a game since 2021 (270 at Virginia - Oct. 23) and the Yellow Jackets' fifth-most in a game since the departure of head coach Paul Johnson and his patented spread option offense following the 2018 season.

MOST RUSHING YARDS IN A GAME (SINCE 2019)

	Rushing Yds.	Opponent	Year	Result
1.	377	Duke	2020	W, 56-33
2.	275	at Syracuse	2020	L, 37-20
3.	271	Northern Illinois	2021	L, 22-21
4.	270	at Virginia	2021	L, 48-40
7.	310	S.C. State	2023	W, 48-13

• After ranking 121st nationally in third-down conversion percentage last season (.306), Tech ranks 25th nationally with a .468 third-down conversion percentage this season.

• Georgia Tech's 11 third-down conversions (11-of-20) at Ole Miss (Sept. 16) are tied for the 16th-most in school history and were the Yellow Jackets' most in a game since they had 13 (13-of-18) against Tennessee on Sept. 4, 2017.

• Buoyed by two of its 11 third-down conversions, Georgia Tech put together a 17-play 90-yard drive in the second quarter against Ole Miss, which resulted in a 22-yard field goal. The possession was Tech's longest scoring drive in terms of plays since a 17-play, 74-yard drive that resulted in a 21-yard field goal in a 33-7 win over North Carolina on Sept. 30, 2017.



OFFENSE

• On Sept. 16 at No. 17/19 Ole Miss, King completed 28-of-42 passes for 307 yards and two touchdowns, while also running 14 times for 42 yards and a score (good for 349 yards of total offense and three total touchdowns).

• King's 28 completions at Ole Miss are tied for the fourth-most in Georgia Tech single-game history and tied for the third-most without an interception in the school's all-time annals. Both are the most since A.J. Suggs also completed 28 passes without an INT vs. Maryland on Oct. 27, 2002).

MOST SINGLE-GAME COMPLETIONS — GT HISTORY

Completions	Player	Opponent	Date
39	George Godsey	Virginia	11/10/01
35*	George Godsey	Clemson	10/28/00
29*	George Godsey	Virginia	11/9/00
28*	Haynes King	Ole Miss	9/16/23
28*	A.J. Suggs	Maryland	10/17/02

*Without an INT

• King made a record-breaking debut in the White and Gold, throwing for 313 yards and three touchdowns on 19-of-32 passing in the season opener against Louisville (Sept. 1).

• King's 313 passing yards against Louisville were the most ever in a Georgia Tech debut and marked the first 300-yard passing performance by a player in his GT debut.

• King's three touchdown passes against Louisville were tied for 17th in Georgia Tech single-game history (now t-19th).

• King also ran for a team-high 53 yards on 10 carries against Louisville, giving him 366 yards of total offense.

• In his Bobby Dodd Stadium at Hyundai Field debut against South Carolina State (Sept. 9), King completed 21-of-29 passes for 290 yards and four touchdowns.

• With a .724 completion percentage vs. S.C. State, King became only the fourth Georgia Tech QB since 2000 to complete at least 72% of his passes in a game (min. 20 attempts).

TOP SINGLE-GAME COMPLETION PERCENTAGES — GT HISTORY (MIN. 20 ATT. — SINCE 2000)

Comp.%	Player	Opponent	Date
.784 (29-37)	George Godsey	Virginia	11/9/00
.762 (16-21)	George Godsey	Wake Forest	10/14/00
.741 (20-27)	George Godsey	at Wake Forest	11/17/01
.739 (17-23)	Jordan Yates	Kennesaw State	9/11/21
.731 (19-26)	George Godsey	at Maryland	11/18/00
.727 (24-33)	Jeff Sims	Pitt	10/2/21
.724 (21-29)	Haynes King	S.C. State	9/9/23

• King threw for 1,579 yards and 10 touchdowns over 10 games (seven starts) at Texas A&M from 2020-22, including 1,220 yards and seven touchdowns in six games (five starts) last season.

• King's top performances as an Aggie included throwing for 253 yards and two touchdowns in a narrow 24-20 loss at No. 1 Alabama and for 279 yards and against Florida last season.

• Georgia Tech has the luxury of having three quarterbacks that have started and won college football games, as King is backed up by r-Fr. **Zach Pyron** and r-Jr. **Zach Gibson**.

• Pyron and Gibson were among the four quarterbacks that saw playing time for the Yellow Jackets during an injury-ravaged 2022 campaign in Tech's QB room.

• Pyron amassed an impressive 692 yards of total offense (565 passing, 127 rushing) and five touchdowns (three passing, two rushing) in just three games as a true freshman last season. He completed 49-of-82 passes, good for a team-best .598 completion percentage.

• In his collegiate debut at Florida State (Oct. 29), Pyron came off the bench to complete 18-of-28 passes for 198 yards without an interception and account for two touchdowns (one passing, one rushing).

• Pyron made his first-career start in his second-career game at Virginia Tech (Nov. 5) and accounted for 319 yards of offense (253 passing, 66 rushing) and two fourth-quarter touchdowns (one passing, one rushing) to lead the Yellow Jackets back from a 27-16 fourth-quarter deficit to a 28-27 win.

• Trailing 27-16 with less than 10 minutes to go at VT, Pyron engineered two consecutive touchdown drives of 90 and 73 yards to give Georgia Tech a 28-27 lead. He capped the fourth-quarter scoring drives with a 56-yard touchdown pass with 9:02 to go and what proved to be the game-winning 9-yard touchdown run with 3:30 left on the clock.

• Pyron led Georgia Tech's offense to a season-high 463 yards in the win at VT.

• In recognition of his performance at Virginia Tech, Pyron was named the ACC co-Rookie of the Week, becoming the first Yellow Jacket since 2020 to earn the distinction.

• In his first three full halves of action last season, Pyron led Tech to three of its four-highest single-half yardage totals of the year against FBS competition — 240 in second half vs. Florida State (Oct. 29), 234 in first half vs. Virginia Tech (Nov. 5) and 229 in second half vs. VT (the only other half that cracked Tech's top four against FBS opponents last season was its 231-yard output in the second half at UCF on Sept. 24).

• Gibson appeared in six games and made three starts for the Yellow Jackets last season, throwing for 589 yards and a touchdown.

• Gibson put together his best performance as a Yellow Jacket in Tech's 21-17 win at No. 13/11 North Carolina (Nov. 19), when he completed 13-of-18 passes for 174 yards.

• Gibson's .722 completion percentage at UNC was a team high in 2022. He is one of only six Georgia Tech QBs since 2000 to complete at least 72% of his passes in a game (min. 15 attempts).

TOP SINGLE-GAME COMPLETION PERCENTAGES — GT HISTORY (MIN. 15 ATT. — SINCE 2000)

Comp.%	Player	Opponent	Date
.875 (14-16)	George Godsey	The Citadel	9/1/01
.784 (29-37)	George Godsey	Virginia	11/9/00
.762 (16-21)	George Godsey	Wake Forest	10/14/00
.741 (20-27)	George Godsey	at Wake Forest	11/17/01
.739 (17-23)	Jordan Yates	Kennesaw State	9/11/21
.733 (11-15)	Justin Thomas	Wofford	8/30/14
.733 (11-15)	Tevin Washington	vs. Utah (Sun Bowl)	12/31/11
.731 (19-26)	George Godsey	at Maryland	11/18/00
.727 (24-33)	Jeff Sims	Pitt	10/2/21
.724 (21-29)	Haynes King	S.C. State	9/9/23
.722 (13-18)	Zach Gibson	at No. 13/11 UNC	11/19/22

RUNNING BACKS

• Georgia Tech has rolled out a platoon of heavy-hitting running backs to start the season, with as many as four backs getting touches over the first six games of the campaign.

RUNNING BACK CORPS. PRODUCTION - 2023

Opponent	Date	# of RBs	Touches	Yards	YPT
Louisville	9/1	4	33	178	5.4
S.C. State	9/9	4	30	267	8.9
Ole Miss	9/16	3	33	125	3.8
Wake Forest	9/23	2	29	128	4.4
Bowling Green	9/30	3	23	71	3.1
Miami (Fla.)	10/7	2	16	57	3.6

• R-So. **Jamal Haynes**, who made the switch to running back from wide receiver during the offseason, continues to show his versatility as a runner and a pass-catcher, racking up 521 yards from scrimmage through six games.

• Haynes ranks ninth in the ACC in all-purpose yardage (94.7 ypg).

• With 107 total yards from scrimmage against Louisville (Sept. 1), 115 against S.C. State (Sept. 9), 100 at Ole Miss (Sept. 16) and 108 at Wake Forest (Sept. 23), Haynes became the first Yellow Jacket to compile at least 100 yards from scrimmage in four-straight games since current Detroit Lion Jahmyr Gibbs did it in six-consecutive games from Oct. 2-Nov. 13, 2021. No other Yellow Jacket has had consecutive games with 100 yards from scrimmage since the beginning of the 2021 season.

• In only his second game as a running back at Tech, Haynes rushed for 113 yards against S.C. State (Sept. 9). It was the first 100-yard rushing game of his career (prev. high: 51 vs. Louisville, Sept. 1) and the first 100-yard rushing game by a Yellow Jacket since Hassan Hall ran for 157 yards at Pitt on Oct. 1, 2022.

JAMAL HAYNES — GAME-BY-GAME

2023	Rush	Yds.	TD	YPC	Rec.	Yds.	TD	All-Purp.
Louisville	11	51	0	4.6	4	56	0	107
S.C. State	9	113	1	12.5	2	2	0	146
Ole Miss	19	72	0	3.8	3	28	0	116
Wake Forest	18	95	1	5.3	2	13	0	108
Bowling Green	8	45	0	5.6	1	13	0	58
Miami (Fla.)	7	33	1	4.7	0	0	0	33
Total	72	409	3	5.7	12	112	0	568
Career	72	409	3	5.7	12	112	0	568

• Jr. **Trey Cooley**, a transfer from Louisville, has also made an instant impact this season, amassing 304 yards from scrimmage (235 rushing, 69 receiving) and four touchdowns (three rushing, one receiving) through his first six games as a Yellow Jacket.

• With a total of four touchdowns in his first two games of the season (Sept. 1 vs. Louisville, Sept. 9 vs. South Carolina State), Cooley became the first Yellow Jacket to score four touchdowns in a two-game span since quarterbacks TaQuon Marshall and Tobias Oliver scored four touchdowns apiece over a two-game span in 2018 against Bowling Green (Sept. 29) and Louisville (Oct. 5).

• Cooley is the first Tech running back to score four touchdowns in a two-game span since 2016, when Dedrick Mills scored one against Clemson (Sept. 22) and three against Miami (Oct. 1).

• With his two touchdown runs against Louisville, Cooley became the first Georgia Tech running back with multiple TD runs in a single game against NCAA Division I FBS competition since current Detroit Lion Jahmyr Gibbs and current Yellow Jackets r-Sr. **Dontae Smith** ran for two apiece in a 56-33 win over Duke on Nov. 28, 2020.

OFFENSE

TREY COOLEY — GAME-BY-GAME

2023	Rush	Yds.	TD	YPC	Rec.	Yds.	TD	All-Purp.
Louisville	9	52	2	5.8	0	0	0	52
S.C. State	10	93	1	9.3	2	61	1	146
Ole Miss	13	51	0	3.9	4	5	0	56
Wake Forest	7	12	0	1.7	2	8	0	20
Bowling Green	2	3	0	1.5	1	-5	0	-2
Miami (Fla.)	9	24	0	2.7	0	0	0	24
Total	50	235	3	4.7	9	69	1	304
GT Career	50	235	3	4.7	9	69	1	304
NCAA Career	195	944	6	5.0	30	308	4	1,252

• As part of a two-headed monster at running back for the Yellow Jackets last season with current Cleveland Brown Hassan Hall, r-Sr. **Dontae Smith** set career highs with 420 yards on 87 carries in 2022.

• Through the first two games this season, Smith ran for 50 yards on 12 carries (4.2 avg.). However, due to injury, he did not play at Ole Miss (Sept. 16) and has not had any carries in limited action against Wake Forest (Sept. 23), Bowling Green (Sept. 30) and Miami (Oct. 7) as he eases his way back into action (although he had a 15-yard reception against Bowling Green).

• Smith's 1,209 career rushing yards rank 41st in Georgia Tech history. Last season, he became the 51st player in program history to reach 1,000 yards in his career.

• With 102 rushing yards and three touchdowns on just 11 carries in Georgia Tech's 35-17 win over Western Carolina last season (Sept. 10), Smith was one of only seven NCAA Division I FBS players (and one of four running backs) to compile at least 100 rushing yards and three touchdowns on 11 carries or less in a game in 2022.

100 RUSH YDS./3 RUSH TD/<11 CARRIES IN A GAME — NCAA DIVISION I FBS, 2022

Player	Team	Yds./TD/Att.	Opp.	Date
Anthony Richardson	FLA	106/3/11	Utah	9/3
Dontae Smith	GT	102/3/11	WCU	9/10
C.J. Donaldson	WVU	101/3/9	Towson	9/17
Malik Cunningham	LOU	113/3/9	USF	9/24
Zach Charbonnet	UCLA	104/3/9	Colorado	9/24
Frank Harris	UTSA	124/3/7	Rice	11/19
Calvin Camp	UNCC	111/3/11	La. Tech	11/19

• Against WCU last season, Smith became the first Georgia Tech running back to run for at least 100 yards and three touchdowns in a game since Synjyn Days ran for 171 yards and three scores in a 49-34 win over No. 8 Mississippi State in the 2014 Orange Bowl (three GT QBs have accomplished the feat during that span — Jeff Sims vs. North Carolina, 2022; Tobias Oliver at Virginia Tech, 2018; and TaQuon Marshall vs. Tennessee, 2017).

• Smith is averaging 5.5 yards per rush for his career (1,209 yards on 220 carries).

• Smith has scored 12 career touchdowns on just 220 carries (one TD every 18.3 carries).

• True Fr. **Evan Dickens** has carried the ball eight times for 32 yards over the first five games of his career.

WIDE RECEIVERS

• Through six games this season, seven Georgia Tech wide receivers have combined to make 86 catches for 1,315 yards and 13 touchdowns.

GEORGIA TECH WIDE RECEIVERS - 2023

	Rec.	Yards	TD	Long
Fr. Eric Singleton, Jr.	20	355	5	53
r-So. Malik Rutherford	25	290	1	55
r-Jr. Dominick Blaylock	14	228	1	34
Jr. Christian Leary	13	187	2	44
r-Jr. Chase Lane	6	105	1	48
r-Jr. Abdul Janneh	5	104	2	33
Jr. Avery Boyd	3	46	1	31
TOTALS	86	1,315	13	55

• Georgia Tech entered the season with five wide receivers on its roster that had seen action as Yellow Jackets. The young but talented corps had combined for 33 receptions and 368 receiving yards over 45 career games (two starts) coming into this season.

• The Yellow Jackets also welcomed four transfers at wideout who combined for 137 receptions for 1,846 over 96 career games and 32 starts prior to their arrival on The Flats this season.

GEORGIA TECH WIDE RECEIVERS EXPERIENCE

	Career Games	Career Starts	Career Rec.	Career Rec. Yds
r-Jr. Dominick Blaylock%	36	7	49	776
r-Jr. Chase Lane^	29	18	54	722
r-Jr. Abdul Janneh@	25	12	56	775
Jr. Christian Leary*	24	0	16	197
r-So. Malik Rutherford	21	6	53	577
Jr. Avery Boyd	21	1	2	45
r-So. Leo Blackburn	7	1	5	81
r-So. James BlackStrain	6	0	0	0
Fr. Eric Singleton, Jr.	6	4	20	355
r-Fr. D.J. Moore	2	0	0	0
TOTALS AT GT	81	17	91	1,291
CAREER TOTALS	177	49	255	3,528

* includes 18 games, three catches and 10 yards at Alabama (2021-22)
^ includes 27 games, 48 catches and 617 yards at Texas A&M (2019-22)
% includes 31 games, 35 catches and 548 yards at Georgia (2019-22)
@ includes 20 games, 51 catches and 671 yards at Duquesne (2020-22)
Italics denote players that have not seen action this season due to injury

• A true freshman, **Eric Singleton Jr.** caught a touchdown pass in each of the first five games of his collegiate career (5 yds. vs. Louisville - Sept. 1, 40 yds. vs. S.C. State - Sept. 9, 15 yds. at Ole Miss - Sept. 16, 31 yds. at Wake Forest - Sept. 23, 53 yds. vs. Bowling Green - Sept. 30).

• Singleton became the first Yellow Jacket ever with a touchdown reception in each of the first five games of his career.

• Singleton also became the first Yellow Jacket with a touchdown reception in five-consecutive games since Kelly Campbell caught touchdown passes in six-straight games in 2000 (Sept. 30 vs. North Carolina-Nov. 18 vs. Maryland).

• Singleton's five touchdown receptions are tied for third in the ACC and 26th nationally.

• Singleton's five touchdown receptions are the most among true freshmen in all of NCAA Division I FBS this season.

• Singleton is just two touchdown receptions shy of the Georgia Tech freshman record of seven, held by Calvin Johnson (2004) and Ahmarean Brown (2019).

• Singleton leads Georgia Tech with 355 receiving yards and 17.8 yards per reception this season and ranks second on the squad with 20 receptions.

• *Pro Football Focus* grades Singleton as tied for the No. 15-ranked receiver in the ACC with a 74.5 grade through six games. (*Grades from 70-79 are considered above average in PFF's grading scale*)

• R-So. **Malik Rutherford** leads Georgia Tech with 25 receptions and ranks second on the squad with 290 receiving yards this season.

• Jr. **Christian Leary** joins Singleton and Rutherford as the three Yellow Jackets that have caught at least one pass in all six games this season. He ranks fourth on the squad with 187 receiving yards and is tied for fourth on the team with 13 receptions.

• Leary kept his streak of six-consecutive games with a reception alive when he caught the game-winning, 44-yard touchdown pass with one second remaining in Georgia Tech's 23-20 win at No. 17 Miami (Fla.) on Oct. 7. The game-winner was his first and only catch of the game.

• Leary is tied with Singleton as the No. 15-ranked receiver in the ACC with a 74.5 grade through six games, according to *Pro Football Focus*. (*Grades from 70-79 are considered above average in PFF's grading scale*)

• After not catching a pass over the first 17 games of his collegiate career, Jr. **Avery Boyd** broke out over his 18th and 19th games with the first two receptions of his career — a 14-yard touchdown at Ole Miss (Sept. 16) and a career-long 31-yard catch at Wake Forest (Sept. 23).

• After hauling in 10 touchdown receptions over the past three seasons at Duquesne (including nine last season), r-Jr. **Abdul Janneh** has caught a touchdown pass in two of the past three games for Georgia Tech — a 33-yarder at Wake Forest (Sept. 23) and a 16-yarder against Bowling Green (Sept. 30).

TIGHT ENDS

• Georgia Tech's tight ends room is led by Sr. **Dylan Leonard**, who is in his fifth season with the Yellow Jackets.

• Leonard, a former walk-on, has caught 31 passes for 285 yards over 34 games and 24 starts as a Yellow Jacket, including four catches for 52 yards in six starts this season.

• While he has been praised by coaches throughout the season for his play, particularly as a blocker, Leonard has also gotten hot as a pass-catcher in recent weeks with receptions in three of the last four games.

• Leonard missed three games due to injury last season (the first two games of last season, plus a late-season game at Virginia Tech), but made eight starts and caught 11 passes for 90 yards (8.2 avg.) in his nine games of action.

• Leonard caught at least one pass in 5-of-7 games to close the 2022 season.

• Sr. **Luke Benson** had a 38-yard reception at Wake Forest (Sept. 23), which doubled his previous single-game yardage high in two seasons as a Yellow Jacket (prev.: 19 - 2x, last vs. Ole Miss on Sept. 17, 2022).

• Benson has five catches for 56 yards in six games this season, both tops among Georgia Tech tight ends.

• R-Jr. **Brett Seither**, who saw action in 27 games at Georgia over the past four seasons (2019-22), has caught two touchdown passes in his first six games as a Yellow Jacket.



OFFENSE

- In his Georgia Tech debut versus Louisville (Sept. 1), Seither caught a 2-yard touchdown pass. His touchdown reception was the first by a Yellow Jackets tight end since Dylan Deveney caught an 18-yard touchdown pass against Pitt on Dec. 10, 2020.
- Seither hauled in his second touchdown in as many receptions as a Yellow Jacket with an 8-yard TD catch against S.C. State (Sept. 9).
- Seither is the first Georgia Tech tight end with multiple touchdowns in a season since Jonh Paul Foschi caught two touchdown passes in 2003.
- In all, Seither has three receptions for 26 yards and two scores this season.

OFFENSIVE LINE

- Through six games, Georgia Tech's offensive line has surrendered just seven sacks.
- The Yellow Jackets rank second in the ACC and 19th nationally in fewest sacks allowed (1.17/gm).
- Georgia Tech has not allowed a sack twice this season (Sept. 9 vs. S.C. State and Sept. 23 at Wake Forest) and four times in its last 16 games (including last season vs. Western Carolina on Sept. 10 and at No. 13 North Carolina on Nov. 19). Prior to holding four of its last 16 opponents without a sack, the Yellow Jackets had surrendered at least one sack in 19-straight games, dating back to 2020.
- Making the feat of holding Wake Forest without a sack even more impressive is the fact that the Demon Deacons entered the game leading the nation in sacks with 16 through three games.
- Tech remained stout in the trenches against No. 17 Miami (Fla.) on Oct. 7, allowing just one sack against a Hurricanes defense that was tied for sixth in the ACC with 2.75 sacks per game entering the contest.
- One of the most experienced overall positions on Georgia Tech's roster, the offensive linemen on the Yellow Jackets' 2023 roster have combined for 190 collegiate games played and 119 starts.

GEORGIA TECH OFFENSIVE LINE START CHART

	Career Games	Career Starts	2023 Starts	Consec. Starts
RT/RG Jordan Williams	36	34	4	—
RT/RG Connor Scaglione#	38	26	5	5
C Weston Franklin	23	18	6	17
LT Corey Robinson II	17	13	1	—
RG Joe Fusile	16	14	6	6
LT/RT Jakiah Leftwich	16	7	3	2
LT Ethan Mackenny	6	5	5	5
RG Paul Tchio^	18	2	—	—
OL Jordan Brown@	7	—	—	—
C Brandon Best	9	—	—	—
LT Tyler Gibson	3	—	—	—
OL Will Scissum	1	—	—	—
TOTALS AT GT	126	97		
CAREER TOTALS	190	119		

includes 32 games and 21 starts at Princeton (2018-22)

^ includes 14 games and one start at Clemson (2020-21)

@ includes seven games at UNC Charlotte (2021-22)

- Through six games, r-So. **Joe Fusile** is graded as the 14th-best run-blocker (75.2) and the 20th-best pass-blocker (76.0) in the ACC, according to *Pro Football Focus*. (Grades from 70-79 are considered above average in PFF's grading scale)

- Against Louisville (Sept. 1), Fusile earned the best run-blocking grade (86.1) in the ACC and ranked 16th nationally among all run-blockers nationally according to PFF.
- Joining Fusile at the top of PFF's Week 1 grade sheet was Jr. C **Weston Franklin**, who earned the third-best run-blocking grade (77.9) in the ACC (good for eighth nationally) for his performance against Louisville.
- Georgia Tech entered the 2023 campaign boasting the 26th-most experienced offensive line corps in the country and the fifth-most experienced unit in the ACC (144 games played).

RETURNING GAMES PLAYED, OFFENSIVE LINE (FBS)

1. Florida State	307
2. Duke	266
3. SMU	254
4. Michigan	245
5. North Texas	231
6. Louisiana Tech	228
7. Georgia Southern	225
8. Pitt	221
9. Iowa	209
Texas Tech	209
Florida Atlantic	209
11. Kansas State	204
12. Clemson	201
Kansas	201
14. West Virginia	194
Oklahoma State	194
16. Houston	192
17. Northern Illinois	188
Utah	188
19. UTSA	185
20. Kentucky	182
21. Hawaii	178
22. Tulane	163
23. Michigan State	157
24. Nebraska	156
25. Fresno State	152
26. Georgia Tech	144
27. Wake Forest	136
28. Florida	129
29. Texas A&M	123
30. Baylor	118

* includes all career games played, regardless of school

DEFENSE

TEAM

• Georgia Tech's defense ranks in the top 30 nationally in all three turnover categories — fumble recoveries, interceptions and total takeaways.

DEFENSIVE STATISTICAL RANKINGS — 2023 (FBS)

Category	No.	Nat'l	ACC
Fumbles Recovered	6	8th	1st
Takeaways	13	14th	2nd
Interceptions	7	29th	4th

• The Yellow Jackets have forced 10 turnovers in their last three games, thanks to five takeaways apiece at Wake Forest (Sept. 23) and Miami (Fla.) (Oct. 7).

• Tech's 10 takeaways in the last three games marked the second time in the past two seasons that it has forced 10 turnovers over a three-game stretch. The Jackets also forced a total of 10 turnovers last season vs. Virginia (4 - Oct. 20), at Florida State (2 - Oct. 29) and at Virginia Tech (4 - Nov. 5).

• Prior to accomplishing the feat twice in the past two seasons, Georgia Tech had not forced 10 turnovers in a three-game stretch since 2014, when it totaled 11 takeaways at Pitt (6 - Oct. 25), vs. Virginia (2 - Nov. 1) and at NC State (3 - Nov. 8).

• The Yellow Jackets have forced 10 turnovers in three games just eight times since 2000 (2023, 2022, 2014, 2009, 2008 - twice, 2005 and 2002).

• Georgia Tech's five takeaways against Wake Forest and Miami mark only the eighth and ninth times since 2000 that the Yellow Jackets have forced as many as five turnovers in a single game.

• Prior to this season, Tech had not forced as many as five turnovers in a game since it also forced five turnovers in a 56-33 win over Duke in 2020 (Nov. 28) and hadn't done it in a road game since it forced six in a 56-28 win at Pitt in 2014 (Oct. 25).

• The Yellow Jackets have forced as many as five turnovers in a game twice in one season for the first time since 1996 (5 vs. Virginia - Oct. 5 and 5 vs. UCF - Oct. 26).

• As one of the nations leaders in takeaways (t-14th - 13), Georgia Tech is picking up right where it left off last season, when it finished tied for seventh nationally with 24 forced turnovers.

• Becoming one of the nation's best teams in forcing turnovers over the past season-and-a-half is particularly noteworthy for Georgia Tech, which finished 102nd nationally with just 13 takeaways in 12 games just three seasons ago (2020).

• Since the beginning of the 2020 season, Georgia Tech has forced an average of 3.1 turnovers per game in wins but has averaged just 1.0 takeaways per game in losses.

• Tech has ranked among the top 25 nationally in fumble recoveries each of the past three seasons — No. 2 nationally with 12 in 2020, tied for 16th with 10 in 2021 and tied for seventh with 13 in 2022.

• Since 2019, no team in the country has had more fumble recoveries than the Yellow Jackets' 49.

MOST FUMBLE RECOVERIES SINCE 2019 (FBS)

1.	Georgia Tech	49
2.	Notre Dame	48
3.	Wake Forest	45
4.	Louisville	44
5.	Duke	43
	Illinois	43

• In its first game under new defensive coordinator **Kevin Sherrer**, Georgia Tech not only forced five turnovers, but held No. 17 Miami to its lowest point total (20) and second-lowest yardage total (453) in its 23-20 win over the Hurricanes on Oct. 7.

• Georgia Tech turned in its best all-around defensive performance of the season against NCAA Division I FBS competitor in its 30-16 win at Wake Forest (Sept. 23).

• The 16 points, 386 total yards, 224 rushing yards and 162 passing yards allowed at Wake were all season lows for Georgia Tech's defense against FBS opponents.

• The 16 points, 386 total yards and 162 passing yards were also season lows for Wake Forest's offense.

• Wake's 16 points were the fewest that it has scored in a game since a 37-13 loss to Clemson in the 2020 season opener.

• Georgia Tech had eight sacks at Wake Forest, which is tied for the fifth-most in school history.

MOST SACKS IN A GAME — GT HISTORY

	Sacks	Opponent	Year	Result
1.	11	Maryland	1993	W, 38-0
	11	Maryland	1990	W, 31-3
3.	9	Notre Dame	2007	W, 33-3
	9	NC State	1985	W, 28-18
5.	8	Wake Forest	2023	W, 30-16
	8	North Carolina	2021	W, 45-22
	8	Duke	2007	W, 41-24
	8	Duke	2000	W, 45-10
	8	NC State	1992	W, 16-13

• The Yellow Jackets' eight sacks are tied for the third-most by an FBS team this season.

MOST SACKS IN A GAME — 2023 (FBS)

	Sacks	Team	Opp.	Date
1.	10	Wake Forest	Old Dominion	Sept. 16
2.	9	North Carolina	South Carolina	Sept. 2
3.	8	UTEP	FIU	Oct. 11
	8	Navy	North Texas	Oct. 7
	8	Georgia Tech	Wake Forest	Sept. 23
	8	Southern Cal	Arizona State	Sept. 23
	8	Nebraska	Colorado	Sept. 9

INDIVIDUAL

• Jr. DL **Kyle Kennard** added to his ledger of standout performances this season with his game-changing fumble recovery in the final minute of Georgia Tech's 23-20 win at No. 17 Miami (Fla.) on Oct. 7.

• Kennard's recovery of r-Sr. LB **Paul Moala's** forced fumble with 26 seconds remaining set up Georgia Tech's game-winning 74-yard touchdown drive.

• The fumble recovery was Kennard's second of the season, which is tied for first in the ACC and third nationally.

• For the second time this season, Kennard pulled off a rare feat at Wake Forest (Sept. 23) when he recorded 4.0 of Georgia Tech's eight sacks in the Yellow Jackets' 30-16 win.

• Kennard's 4.0 sacks are tied for the third-most in Georgia Tech single-game history and were the most by a Yellow Jacket since Jeremiah Attaochu had four against Georgia on Nov. 30, 2013.

• Kennard's 4.0 sacks versus Wake Forest were just one shy of the Georgia Tech single-game record that is shared by his position coach, current GT defensive line coach **Marco Coleman**.

MOST SINGLE-GAME SACKS — GT HISTORY

	Sacks	Player	Opponent	Date
1)	5.0	Marco Coleman	Maryland	10/9/90
	5.0	Pat Swilling	NC State	9/14/85
3)	4.0	Kyle Kennard	Wake Forest	9/23/23
	4.0	Jeremiah Attaochu	Georgia	11/30/13
5)	3.0	15 tied		
		mr: Keion White	North Carolina	11/19/22

• Despite his 4.0 sacks against Wake Forest being his only sacks of the season, Kennard is still tied for sixth in the ACC and 39th nationally with 0.67 sacks per game.

• In addition to the 4.0 sacks, Kennard also matched a career high with eight total tackles (prev.: vs. Louisville - Sept. 1) and forced a fumble in the win over Wake Forest.

• With two forced fumbles this season, Kennard is tied for 17th nationally and third in the ACC (0.33 per game).

• Kennard also pulled off a rare trifecta against South Carolina State (Sept. 9) with an interception, forced fumble and fumble recovery in the Yellow Jackets' 48-13 win.

• Both Kennard's interception in the first quarter and his forced/fumble in the third quarter led directly to Georgia Tech touchdowns.

• The interception, forced fumble and fumble recovery were all career firsts for Kennard, who was playing in his 32nd career game.

• Kennard is only the second Yellow Jacket since 2000 with an interception, forced fumble and fumble recovery in a game, joining Bruce Jordan-Swilling, who pulled off the trifecta at Virginia on Nov. 4, 2017.

• Kennard became the fourth Yellow Jacket in 10 games with an interception and a fumble recovery in the same game (joining Charlie Thomas — Oct. 1, 2022 vs. Pitt, LaMiles Brooks — Oct. 20, 2022 vs. Virginia and Clayton Powell-Lee vs. Virginia Tech — Nov. 5, 2022). However, only two other Yellow Jackets have accomplished the feat since 2000 (Quayshawn Nealy — Oct. 19, 2013 vs. Syracuse and Nov. 8, 2014 vs. NC State and Jordan-Swilling — Nov. 4, 2017 vs. Virginia).

• In recognition of his impressive achievement against S.C. State, Kennard was named ACC Defensive Lineman of the Week for the first time in his career.

• Through six games this season, Kennard leads Georgia Tech in tackles (33), sacks (4.0), forced fumbles (2) and fumble recoveries and is tied for the team lead in tackles for loss (5.5).

• *Pro Football Focus* ranks Kennard as the 24th-best defender and the No. 9 DE in the ACC with a 76.6 overall defensive grade. (*Grades from 70-79 are considered above average level in PFF's grading scale*)

• R-Sr. DB **Jaylon King** was named ACC co-Defensive Back of the Week after intercepting a pass and recovering a fumble in Tech's 30-16 road win at Wake Forest (Sept. 23).

• King was originally credited with two interceptions in the win at Wake, but one of the INTs was officially changed to a fumble recovery nearly two weeks after the game.

• King officially got his second interception of the season with a pickoff that he returned 66 yards to set up a fourth-quarter field goal in Georgia Tech's 23-20 win at No. 17 Miami (Oct. 7).

DEFENSE

- King's two interceptions (.3/gm) are tied for fifth in the ACC and 46th nationally.
- King is tied for ninth in the ACC this season with five passes defended (.83/game) and ranks third on the team with 30 tackles.
- Through six games this season, PFF ranks both So. DB **Clayton Powell-Lee** (No. 16) and King (No. 19) among the ACC's top overall pass defenders, with pass coverage grades of 75.2 and 73.6, respectively (min. 150 snaps). (*Grades from 70-79 are considered above average in PFF's grading scale*)
- A freshman all-American last season, Powell-Lee picked up right where he left off in 2022 with five tackles, an interception and a pass breakup in the season opener versus Louisville (Sept. 1).
- Powell-Lee recovered a fumble and intercepted a pass in the same game when he did both in the fourth quarter of Georgia Tech's 28-27 come-from-behind win at Virginia Tech last season (Nov. 5).
- Like his current teammates Kennard and Powell-Lee, Jr. DB **LaMiles Brooks** has also recorded an interception and fumble recovery in the same game, with Brooks having done so last season against Virginia (Oct. 20). Brooks notched his first-career fumble recovery, then returned the second interception of his career 37 yards for a touchdown, all in the first quarter against UVA.
- At the time, Brooks was the only NCAA Division I FBS player with as many as nine tackles, a fumble recovery and an interception return for a touchdown in a single game in 2022, although the feat was matched two days later by Duke's Brandon Johnson and again later in the season by Memphis' Xavier Cullens. However, Brooks remains one of only five ACC players and 15 FBS players since 2000 to accomplish the feat.
- According to *Pro Football Focus*, Brooks was the No. 18-ranked safety nationally and third-ranked safety in the ACC in 2022 with an overall defensive grade of 83.9 (*Grades from 80-89 are considered all-conference level in PFF's grading scale*).
- PFF particularly lauded Brooks for his pass coverage skill, which was graded at 88.5 in 2022, good for 14th nationally and second in the ACC among safeties.
- Brooks has matched a career high with nine tackles twice in the last four games — Sept. 16 at No. 17/19 Ole Miss and Sept. 30 vs. Bowling Green (prev.: vs. Virginia — Oct. 20, 2022).
- Brooks and King co-lead the team and are tied for 10th in the ACC with five passes defended (.83/gm).
- For the season, Tech's three primary safeties — Powell-Lee (31), King (30) and Brooks (25) — rank second, second and fourth on the team in tackles.
- R-Jr. DB **Kenan Johnson** (No. 11) and R-Jr. DB **K.J. Wallace** (No. 12) — Tech's primary nickel back — are both ranked among the ACC's top 12 cornerbacks as pass defenders, with coverage grades of 72.9 and 72.2, respectively (min. 150 snaps). (*Grades from 70-79 are considered above average in PFF's grading scale*)

- R-Sr. DB **Myles Sims** also had a career night at Wake Forest (Sept. 23) with a game- and career-high 10 tackles (prev. six vs. Ole Miss - Sept. 17, 2022).
- Moala, who tore both of his Achilles tendons in the span of 11 months while playing at Notre Dame in 2020 and 2021, and transferred to Tech this year after one season at Idaho, is quietly putting together a big season for the Yellow Jackets.
- Moala is tied for the team lead in tackles for loss (5.5), ranks second on the team in sacks (2) and is tied for fifth on the squad in total tackles (24). He also leads the team in QB hurries (2) and has a pair of pass breakups and to go along with the game-changing forced fumble at Miami.
- *Pro Football Focus* rated Jr. LB **Trenilyas Tatum** as the fourth-best linebacker in the ACC and No. 14 overall defender in the conference for Week 1 with a 79.0 defensive grade after tallying a game-high-tying eight tackles in the season opener versus Louisville (Sept. 1).
- Despite not having a start this season, r-Fr. LB **Kyle Efford** has racked up 24 tackles in a reserve role, which is tied for fifth on the team.
- In his first significant action as a Yellow Jacket, Sr. LB **Andre White**, a transfer from Texas A&M, stuffed the stat sheet with four tackles, including 1.5 sacks, and a forced fumble at Wake Forest (Sept. 23).
- Three different Georgia Tech defensive linemen matched or set career highs for tackles at Wake Forest (Sept. 23) — Jr. **Zeek Biggers** (9 - prev.: 6 vs. Ole Miss - Sept. 17, 2022), Kennard (8 - prev.: 8 vs. Louisville - Sept. 1) and Jr. Makius Scott (7 - prev.: 5 at Ole Miss - Sept. 16)..
- R-Jr. DL **D'Quan Douse** turned in one of the best performances of his career at Ole Miss (Sept. 16), setting a career high with eight tackles from his defensive tackle position (prev.: seven at Virginia Tech - Nov. 5, 2022).
- A fifth-year senior from Ruisbroek, Belgium, **Sylvain Yondjouen** entered this season as one of the oldest players in college football at 25 years of age.
- Born on June 21, 1998, Yondjouen is the fourth-oldest player in the ACC, the third-oldest defensive lineman in the nation (behind USC's Tyrone Taleni - 27 and Baylor's David Marshall - 25) and the 28th-oldest player in NCAA Division I FBS.

OLDEST STUDENT-ATHLETES, ACC FOOTBALL (2023)

	Player, Pos., School	Age	Birthdate
1.	Matt Ganyard, PK, Virginia	34	4/18/89
2.	Cam McCormick, TE, Miami (Fla.)	25	4/2/98
3.	Bradley Rozner, WR, NC State	25	4/14/98
4.	Sylvain Yondjouen, DL, Georgia Tech	25	6/21/98

- Yondjouen sustained a season-ending knee injury in Georgia Tech's season opener against Louisville (Sept. 1). He plans to medically redshirt and return to Georgia Tech for a sixth season in 2024.
- Picking up the majority of the reps in Yondjouen's absence, r-Fr. DL **Eddie Kelly** has made the most of the opportunity with 19 tackles, which is tied for sixth on the team and tied for second among Georgia Tech defensive linemen this season.
- Kelly picked up the Yellow Jackets' first sack of the season at Ole Miss (Sept. 16).

GEORGIA TECH COACHES ON GAMEDAY ON THE FIELD

- Head Coach**
Brent Key — First full season as head coach (Georgia Tech, 2001)
- Defensive Coordinator/Linebackers:**
Kevin Sherrer — First season (Alabama, 1996)
- Special Teams Coordinator:**
Ricky Brumfield — First season (Utah State, 1999)
- Co-Offensive Coordinator/Quarterbacks:**
Chris Weinke — Second season (Florida State, 2000)
- Running Backs/Run Game Coordinator:**
Norv McKenzie — First season (Vanderbilt, 2005)
- Wide Receivers:**
Josh Crawford — First season (Morehouse, 2007)
- Defensive Line:**
Marco Coleman — Fourth season (Flagler, 2015)
- Defensive Backs:**
Travares Tillman — Second season (Georgia Tech, 2010)
- Offensive Line:**
Geep Wade — Second season (Chattanooga, 2002)
- IN THE BOOTH**
- Offensive Coordinator/Tight Ends:**
Buster Faulkner — First season (Valdosta State, 2005)
- Safeties:**
Andrew Thacker — Fifth season (Furman, 2007)

SPECIAL TEAMS

- A place where Georgia Tech has found a significant advantage through five games this season is in the punt game.
- The Yellow Jackets are averaging 12.0 yards per punt return this season, good for 34th nationally.
- Tech's national punt return ranking continues to rise after the Jackets finished last in the ACC and 121st nationally in punt returns in 2021. Last season, the Yellow Jackets ranked 39th nationally in punt return average (9.33 avg.).
- When punting, the Jackets are limiting opponents to an average of 4.5 yards per return.
- Overall, the Jackets are picking up 12.0 yards per game on punt returns and allowing just 4.5 yards per game on opponents' returns, good for a net average of plus-7.5 yards per game.
- Individually, r-Jr. **Dominick Blaylock** ranks fifth in the ACC and 19th nationally in punt return average at 11.0 yards per return.
- Jr. **Christian Leary** ranks fourth in the ACC and 35th nationally in combined kick-return yards with 239 (all on kickoff returns - 21.7-yard average).
- Jr. P **David Shanahan** is averaging 42.9 yards per punt, with four of his 17 kicks being downed inside the 20 yard line.
- With only 17 punts, Shanahan does not qualify for the official NCAA or ACC statistical rankings, but would rank sixth in the ACC and 42nd nationally in punting if his 42.9-yard average qualified.
- Georgia Tech did not punt in its 48-13 win over South Carolina State (Sept. 9), which marked the first time that the Yellow Jackets have not punted in a game since a 66-31 win at Louisville on Oct. 5, 2018.
- On kickoffs, Georgia Tech has also forced its opponents into undesirable field position thanks to Jr. PK **Gavin Stewart**, who has put 26 of his 34 kickoffs into the end zone for touchbacks this season.
- Since becoming Georgia Tech's primary kickoff specialist in 2021, Stewart has forced touchbacks 84 of his 126 kickoffs (.667). Of his other 42 kickoffs, nine have been fair-caught, meaning that just 33 of his 126 kickoffs (.262) have been returned.
- R-Fr. PK **Aidan Birr** made his collegiate debut in the second half of the Yellow Jackets' Sept. 9 game vs. South Carolina State and has remained as the Jackets' primary place kicker.
- Over the first five games of his career, Birr is 7-for-8 on field-goal attempts (his only miss coming on a block). He is also a perfect 9-for-9 on PAT attempts.
- Birr was a perfect 3-for-3 on field goal attempts in Georgia Tech's 30-16 win at Wake Forest (Sept. 30), connecting from 25, 27 and 48.
- Birr's 48-yard field goal in the second quarter against Wake Forest was the longest by a Yellow Jacket since Wesley Wells' 48-yarder vs. Virginia on Nov. 17, 2018.

- Georgia Tech has lived up to its reputation as one of the most effective kick-blocking units in the nation this season with two blocks (a PAT block by **Jaylon King** vs. South Carolina State on Sept. 9 and a field goal block by **Zeek Biggers** at Ole Miss on Sept. 16).
- The Yellow Jackets are ranked No. 6 nationally with two blocked kicks this season. They are one of only 20 FBS teams that have blocked multiple kicks in 2023.
- Tech has blocked 10 kicks in the last 47 games.
- Prior to blocking 10 kicks in the past 47 games, Georgia Tech had gone 21 games between block kicks.
- Since the beginning of the 2013 season, Georgia Tech has blocked 29 kicks, which is good for third-most by an NCAA Division I FBS team during that span.

MOST BLOCKED KICKS SINCE 2013 (FBS)

Temple	34
Oklahoma State	32
Georgia Tech	29
Indiana	29
North Texas	28
Texas A&M	28
Rutgers	27
Air Force	27
USC	27
BYU	26
Northern Illinois	24

2023 HONORS AND AWARDS

IN-SEASON

ACC Defensive Lineman of the Week

Jr. DL Kyle Kennard (Sept. 9 vs. South Carolina State)

ACC co-Defensive Back of the Week

r-Sr. DB Jaylon King (Sept. 23 at Wake Forest)

PRESEASON

Chuck Bednarik Award (Defensive Player)

Jr. DB LaMiles Brooks

Doak Walker Award Watch List (Running Back)

r-Sr. RB Dontae Smith

Comeback Player of the Year Watch List

r-Sr. DB Jaylon King

Wuerffel Trophy Watch List (Community Service)

Jr. DB LaMiles Brooks

AFCA Good Works Team Nominee (Community Service)

Jr. DB LaMiles Brooks

Campbell Trophy Nominee (Academics)

Jr. PK Gavin Stewart

Senior Bowl Watch List

Jr. DB LaMiles Brooks

Sr. TE Dylan Leonard

r-Jr. DB Kenyatta Watson II

Jr. OL Jordan Williams

Sr. DL Sylvain Yondjouen



MISCELLANEOUS

• As is often the case, turnover margin has been a strong indicator of whether Georgia Tech wins or loses over the last three-plus seasons. In their 14 wins since the beginning of the 2020 campaign, the Yellow Jackets have won the turnover battle in 11-of-14 games and are plus-27 overall in turnover margin. On the flip side, Tech has lost the turnover battle in 16 of its 26 defeats since the beginning of 2020 and is minus-24 overall in turnover margin in those 26 losses.

• Georgia Tech and Ole Miss combined for zero turnovers in the game on Sept. 16, which marked the first time since the Yellow Jackets played Georgia Southern on Oct. 15, 2016 that neither team committed a turnover in a Tech game.

• Georgia Tech is one of the ACC's least-penalized teams this season, ranking fourth in the conference in fewest penalties per game (6.00).

• On Sept. 16 at Ole Miss, Georgia Tech did not commit a penalty for only the eighth time in school history and the first time since Sept. 3, 2015 vs. Alcorn State.

ZERO PENALTIES IN A GAME (GT HISTORY)

Opponent	Date
at Ole Miss	Sept. 16, 2023
Alcorn State	Sept. 3, 2015
Syracuse	Oct. 19, 2013
Navy	Nov. 9, 1968
TCU	Sept. 21, 1968
at Tulane	Oct. 26, 1963
at Duke	Oct. 29, 1960
at LSU	Oct. 12, 1957

• After committing just five penalties through three games (which ranked No. 1 nationally), Georgia Tech was flagged for 14 penalties for 142 yards at Wake Forest, which was the third-most penalties and the most penalty yards in school history (prev.: 140 vs. Florida State - 2000).

• Georgia Tech's win over South Carolina State on Sept. 9 was the 750th win in program history.

• Tech was the 21st program in NCAA Division I FBS history to reach 750 all-time victories and the fourth from the ACC.

ALL-TIME WINS — NCAA DIVISION I FBS

Wins	Team
1.	996 Michigan
2.	959 Ohio State
	959 Alabama
4.	944 Notre Dame
5.	941 Texas
6.	940 Oklahoma
7.	926 Penn State
8.	915 Nebraska
9.	875 Georgia
10.	872 USC
	872 Tennessee
12.	838 LSU
13.	795 Auburn
14.	792 Clemson
15.	776 West Virginia
16.	775 Texas A&M
17.	769 Virginia Tech
18.	766 Washington
19.	760 Pittsburgh
20.	755 Florida
21.	752.....Georgia Tech

• Georgia Tech outgained S.C. State 578-291, marking the first time that Tech outgained an opponent by 200 yards since a 41-0 win over Alcorn State on Sept. 1, 2018 (543-146).

• Head coach **Brent Key** is the fifth Georgia Tech alumnus to ever serve as the Yellow Jackets' football head coach, joining William Alexander (1920-44), Bill Fulcher (1972-73), Pepper Rodgers (1974-79) and Bill Curry (1980-86).

• Of the 12 men that have served as Georgia Tech's head coach for more than one game since Bobby Dodd took the reins in 1945, Key is one of only four that won his first two games at the helm of the Jackets, joining Bud Carson (1967), Chan Gailey (2002) and Paul Johnson (2009).

• Key became the second coach in Georgia Tech history to ever defeat a ranked opponent in his first game as the Yellow Jackets' head coach when Tech knocked off No. 24 Pitt, 26-21, on Oct. 1 of last season.

• Tech head coaches were previously 1-4 when facing nationally ranked teams in their GT debuts (Bill Fulcher – L, 34-3 vs. No. 15 Tennessee – 1972; Pepper Rodgers – L, 31-7 vs. No. 2 Notre Dame – 1974; Bill Curry – L, 26-3 vs. No. 2 Alabama – 1980; Mac McWhorter – W, 24-14 vs. No. 11 Stanford – 2001 Seattle Bowl; Geoff Collins – L, 52-14 vs. No. 1 Clemson – 2019).

• Georgia Tech has three road wins over ranked teams since the beginning of last season (26-21 at No. 24 Pitt - Oct. 1, 2022; 21-17 at No. 13/11 North Carolina - Nov. 19, 2022; 23-20 at No. 17 Miami (Fla.) - Oct. 7, 2023).

• Georgia Tech's 2023 full-time coaches and analysts have combined to win 105 championships at high school (state), college (division/conference/national) and NFL (division/conference/Super Bowl) levels as players and coaches.

CHAMPIONSHIPS WON BY GEORGIA TECH STAFF

HC Brent Key	17
(9 division, 7 conference, 1 national)	
OC/TE Buster Faulkner	14
(1 HS state, 4 division, 6 conference, 3 national)	
DC/LB Kevin Sherrer	13
(3 HS state, 5 division, 3 conference, 2 national)	
Co-OC/QB Chris Weinke	9
(1 division, 4 conference, 2 national, 1 NFL division, 1 NFL conf.)	
STC Ricky Brumfield	5
(2 division, 3 conference)	
RB/Run-Game Coord. Norv McKenzie	4
(2 division, 2 conference)	
DL Marco Coleman	7
(1 conference, 1 national, 5 NFL division)	
WR Josh Crawford	4
(3 HS state, 1 division)	
SAF Andrew Thacker	4
(2 division, 2 conference)	
DB Travares Tillman	6
(2 division, 2 conference, 1 NFL division, 1 NFL conference)	
OL Geep Wade	2
(1 division, 1 conference)	
Sr. Def. Analyst Brian Baker	5
(4 conference, 1 national)	
Def. Analyst Bill Stewart	0
(N/A)	
Sr. ST Analyst Carter Blount	6
(3 division, 1 conference, 2 national)	
Off. Analyst Dylan Dockery	2
(2 conference)	
Off. Analyst A.J. Erdely	3
(1 division, 2 conference)	
Off. Analyst Edmund Kugbila	4
(1 conference, 1 national, 2 NFL division)	
TOTAL	105

• According to CBS Sports, Georgia Tech faces the toughest schedule in the ACC in 2023.

• ESPN's FPI (Football Power Index) agrees, ranking Tech's schedule as toughest in the ACC and the 22nd-toughest nationally.

NATION'S MOST DIFFICULT SCHEDULES — FBS, 2023 (ESPN FPI)

Team
1) Ole Miss
2) Minnesota
3) Florida
4) Maryland
5) Auburn
6) Arkansas
7) Michigan State
8) Tennessee
9) Rutgers
10) Indiana
11) South Carolina
12) Texas
13) Kentucky
14) Penn State
15) LSU
16) Texas A&M
17) Purdue
18) Alabama
19) Notre Dame
20) Missouri
21) Michigan
22) Georgia Tech
23) Ohio State
24) Mississippi State
25) Wisconsin

• The preseason prognostications have proven accurate, as Georgia Tech's 11 FBS opponents have a combined record of 46-24 this season. Tech's opponents' .645 winning percentage is tied for the 16th-highest in the nation and third-highest in the ACC.

• Facing a daunting schedule is nothing new for Georgia Tech, as its 2021 schedule was the nation's toughest and last season's ranked sixth, based on opponents' final winning percentage.

• Since the beginning of the 2016 season, Georgia Tech has played games in seven different National Football League stadiums (Mercedes-Benz Stadium - Atlanta, Ford Field - Detroit, TIAA Bank Field - Jacksonville, Hard Rock Stadium - Miami, Lincoln Financial Field - Philadelphia, Heinz Field - Pittsburgh and Raymond James Stadium - Tampa Bay), which is tied for the fifth-most NFL stadiums that any college football team has played in during that span.

MOST NFL STADIUMS PLAYED IN BY COLLEGE FOOTBALL TEAMS (SINCE 2016)

11 – Notre Dame – Arizona, Baltimore, Carolina, Chicago, Dallas, Jacksonville, Las Vegas, Los Angeles (Coliseum), Miami, New York, Pittsburgh
9 – Clemson – Arizona, Atlanta, Carolina, Dallas, New Orleans, Pittsburgh, San Francisco, Tampa Bay, Miami
8 – Wisconsin – Carolina, Chicago, Dallas, Green Bay, Indianapolis, Las Vegas, Miami, Tampa Bay
8 – BYU – Arizona, New England, Las Vegas, New Orleans, San Diego, Tampa Bay, Washington, Los Angeles (Coliseum)
7 – GEORGIA TECH – Atlanta, Detroit, Jacksonville, Miami, Philadelphia, Pittsburgh, Tampa Bay
7 – Alabama – Atlanta, Dallas, Indianapolis, Miami, New Orleans, San Francisco, Tampa Bay
7 – Georgia – Atlanta, Carolina, Indianapolis, Jacksonville, New Orleans, Miami, Los Angeles (SoFi)
6 – Texas A&M – Carolina, Dallas, Denver, Houston, Jacksonville, Miami

• Eighteen Georgia Tech student-athletes have already earned bachelor's degrees: TE **Luke Benson**, WR **Dominick Blaylock**, LS **Henry Freer**, QB **Haynes King**, DB **Jaylon King**, WR **Chase Lane**, TE **Dylan Leonard**, LB **Paul Moala**, LB **Braelen Oliver**, DL **Etinosa Reuben**, OL **Connor Scaglione**, TE **Brett Seither**, DB **Myles Sims**, RB **Dontae Smith**, PK **Gavin Stewart**, DB **K.J. Wallace**, LB **Andre White** and DL **Sylvain Yondjouen**.

DEPTH CHART

OFFENSE (Multiple)

LEFT TACKLE

- 78 ETHAN MACKENNY** 6-4**292**.... Fr.
 55 Corey Robinson II 6-5305 r-So.

LEFT GUARD

- 67 JOE FUSILE**..... 6-6**302**.... r-So.
 57 Paul Tchio 6-5290 r-So.
 71 Jordan Brown 6-5325 r-So.

CENTER

- 72 WESTON FRANKLIN**..... 6-4**311**.... Jr.
 58 Brandon Best 6-4295 r-Fr.
 60 Gabe Fortson 6-3299 Fr.

RIGHT GUARD

- 65 CONNOR SCAGLIONE**... 6-4**315**.... r-Sr.
 66 Benjamin Galloway 6-4300 Fr.

RIGHT TACKLE

- 54 JORDAN WILLIAMS**..... 6-6**304**.... Jr.
 75 Jakiah Leftwich 6-6311 r-So.
 74 Tyler Gibson 6-5294 r-Fr.

TIGHT END

- 2 DYLAN LEONARD**..... 6-5**240**.... Sr.
 81 Luke Benson 6-4233 Sr.
 80 Brett Seither 6-5233 r-Jr.
 85 Billy Ward 6-5241 Jr.
 82 Jackson Long 6-4226 r-Fr.

WIDE RECEIVER (F)

- 8 MALIK RUTHERFORD** ... 5-9**165**.... r-So.
 6 Christian Leary 5-10173 Jr.
 87 Bailey Stockton 5-9174 Fr.

WIDE RECEIVER (X)

- 18 ABDUL JANNEH** 6-3**192**.... r-Jr.
or 12 DOMINICK BLAYLOCK .. 6-1**203**.... r-Jr.
 83 Zion Taylor 6-0197 Fr.

WIDE RECEIVER (Z)

- 13 ERIC SINGLETON JR.**.... 5-11 ...**173**.... Fr.
or 7 CHASE LANE 6-0**193**.... r-Jr.
 9 Avery Boyd 6-2232 Jr.

RUNNING BACK

- 4 DONTAE SMITH** 5-11 ...**198**.... r-Sr.
or 11 JAMAL HAYNES 5-9**180**.... r-So.
or 0 TREY COOLEY 5-10 ...**197**.... Jr.
 26 Evan Dickens 5-11 ...184 Fr.

QUARTERBACK

- 10 HAYNES KING**..... 6-3**204**.... r-So.
 5 Zach Pyron 6-3208 r-Fr.
 15 Zach Gibson 6-3197 r-Jr.
 16 Brody Rhodes 6-1194 r-So.

DEFENSE (4-2-5)

END

- 97 EDDIE KELLY** 6-4**278**.... So.
 27 Josh Robinson 6-6253 Jr.
or 6 ETINOSA REUBEN..... 6-3295 r-Jr.

NOSE

- 88 ZEEK BIGGERS** 6-6**333**.... Jr.
 55 Horace Lockett 6-6341 r-Fr.
 95 Jason Moore 6-2288 r-So.

TACKLE

- 8 MAKIUS SCOTT** 6-4**291**.... Jr.
 99 D'quan Douse 6-2290 r-Jr.
 96 Shymeik Jones 6-5283 Fr.

RUSH

- 9 KYLE KENNARD** 6-5**238**.... Jr.
or 11 KEVIN HARRIS 6-4**245**.... Jr.
 43 Noah Collins 6-5241 Jr.

LINEBACKER (MAC)

- 13 PAUL MOALA** 6-0**229**.... r-Sr.
 44 Kyle Efford 6-2219 r-Fr.
 45 Ashton Heflin 6-0230 Fr.
or 3 Andre White 6-3228 Sr.
or 35 Jacob Cruz 6-4232 Fr.

LINEBACKER (MONEY)

- 7 TRENILYAS TATUM** 6-2**214**.... Jr.
 4 Braelen Oliver 6-0217 r-Sr.
 33 Tyson Meiguez 6-2217 r-So.
or 51 NACARI ASHLEY..... 6-3210 Fr.

NICKEL

- 16 K.J. WALLACE** 5-11 ...**186**.... r-Jr.
 21 Omar Daniels 6-0176 r-So.

STRONG SAFETY

- 1 LAMILES BROOKS** 6-2**188**.... Jr.
 25 Taye Seymore 5-11203 Fr.

FREE SAFETY

- 14 JAYLON KING**..... 6-1**193**.... r-Sr.
or 5 CLAYTON POWELL-LEE.. 6-2**185**.... So.
 15 Sirad Bryant 6-2215 r-So.

CORNERBACK

- 0 MYLES SIMS**..... 6-3**190**.... r-Sr.
 2 Kenyatta Watson II 6-1195 r-Jr.
 17 Rodney Shelley 5-11168 So.

CORNERBACK

- 18 AHMARI HARVEY** 6-0**180**.... r-So.
 10 Kenan Johnson 6-1183 r-Jr.
 17 Rodney Shelley 5-11168 So.

SPECIALISTS

PLACE KICKER

- 93 AIDAN BIRR** 6-1**198**.... r-Fr.
 88 Gavin Stewart 5-11178 Jr.

KICKOFFS

- 88 GAVIN STEWART** 5-11 ...**178**.... Jr.
 93 Aidan Birr 6-1198 r-Fr.

PUNTER

- 43 DAVID SHANAHAN** 6-2**204**.... Jr.
 40 Joshua Taylor 6-3227 Fr.

LONG SNAPPER

- 46 HENRY FREER** 6-0**205**.... r-Jr.
 45 Ryan Mannelly 6-3222 r-Jr.

KICKOFF RETURNER

- 6 CHRISTIAN LEARY**..... 5-10 ...**173**.... Jr.
11 JAMAL HAYNES 5-9**180**.... r-So.
 26 Evan Dickens 5-11184 Fr.
 21 Daylon Gordon 5-9188 r-So.

PUNT RETURNER

- 12 DOMINICK BLAYLOCK** .. 6-1**203**.... r-Jr.
 17 Rodney Shelley 5-11168 So.

PRONUNCIATION GUIDE

Student-Athletes

2	KENYATTA Watson II	ken-YOT-tuh
4	BRAELEN Oliver	BRAY-lin
4	DONTAE Smith	DON-tay
5	Zach PYRON	PYE-rin
6	ETINOSA Reuben	eh-tee-OH-sah (silent N)
7	TRENILYAS Tatum	trin-NIL-yus
8	MALIK Rutherford	muh-LEEK
8	MAKIUS Scott	muh-KYE-yus
9	Kyle KENNARD	ken-NARD
10	KENAN Johnson	KEN-nin
13	Paul MOALA	moe-AWL-ah
15	SIRAD Bryant	sih-ROD

17	Aidan SEMO	SEE-moe
18	AHMARI Harvey	ah-MAR-eh
18	ABDUL JANNEH	ab-DOOL juh-NUH
23	KHARI Gee	KAH-ree JEE (soft G)
25	TAYE SEYMORE	TAY SEE-more
32	Sylvain YONDJOJOUEN	yun-JEW-in
33	Tyson MEIGUEZ	MEE-gezz (hard G)
43	Logan WEIGHALL	WAY-hall
44	Kyle EFFORD	EE-ferd
48	Ezra ODINJOR	OH-din-jor
49	CHUMA OKYOE	CHEW-muh oh-KOY-yay
51	NACARI Ashley	nuh-CAR-ee
57	Paul TCHIO	TEE-oh

65	Connor SCAGLIONE	scag-LEE-own
67	Joe FUSILE	FEW-sill
75	JAKIAH Leftwich	juh-KYE-yuh
80	Brett SEITHER	SYE-ther
93	JAAYMEN ROCHELL	JAY-min roh-SHELL
96	SHYMEIK Jones	SHY-meek
99	D'Quan DOUSE	dowse

Coaches

TRAVARES Tillman	truh-VAR-iss
Chris WEINKE	WENG-kee

2023 ROSTERS

ALPHABETICAL		
NO.	NAME	POS.
57	Cade Adams	DL
36	Kace Adams	DB/LS
27	Chad Alexander	RB
51	Nacari Ashley	LB
81	Luke Benson	TE
58	Brandon Best	OL
88	Zeek Biggers	DL
93	Aidan Birr	PK
1	Leo Blackburn	WR
25	James BlackStrain	WR
12	Dominick Blaylock	WR
9	Avery Boyd	WR
1	LaMiles Brooks	DB
22	Colson Brown	QB
71	Jordan Brown	OL
28	Justin Brown	DB
15	Sirad Bryant	DB
47	A.J. Cheeks	DB
77	Elias Cloy	OL
54	Jack Collins	LB
43	Noah Collins	DL
0	Trey Cooley	RB
35	Jacob Cruz	LB
21	Omar Daniels	DB
24	Trent Davis	WR
52	Austin Dean	LB
26	Evan Dickens	RB
98	Bryston Dixon	DL
99	D'Quan Douse	DL
29	Nico Dowdell	DB
44	Kyle Efford	LB
89	Chris Elko	WR
56	Cosby Ellis	LB
23	Jamie Felix	RB
31	Jonorian Fouts	LB
34	Myles Forristall	LB
60	Gabe Fortson	OL
72	Weston Franklin	OL
46	Henry Freer	LS
67	Joe Fusile	OL
66	Benjamin Galloway	OL
23	Khari Gee	DB
74	Tyler Gibson	OL
15	Zach Gibson	QB
21	Daylon Gordon	RB
7	Bryce Gowdy	
20	Ben Guthrie	QB
11	Kevin Harris	DL
18	Ahmari Harvey	DB
11	Jamal Haynes	RB
45	Ashton Heflin	LB
20	Ben Hollerbach	DB
18	Abdul Janneh	WR
10	Kenan Johnson	DB
96	Shymeik Jones	DL
24	Steven Jones, Jr.	DB
97	Eddie Kelly	DL
9	Kyle Kennard	DL
39	Will Kiker	DB
10	Haynes King	QB

NUMERICAL							
NO.	NAME	POS.	HT.	WT.	ELIG.	HOMETOWN/HIGH SCHOOL (PREVIOUS COLLEGE)	
0	Trey Cooley	RB	5-10	197	Jr.	Raleigh, N.C./Knightdale H.S. (Louisville)	
0	Myles Sims	DB	6-3	190	r-Sr.	Atlanta, Ga./Westlake H.S. (Michigan)	
1	Leo Blackburn	WR	6-5	220	r-So.	Atlanta, Ga./Westlake H.S.	
1	LaMiles Brooks	DB	6-2	188	Jr.	Jacksonville, Fla./Trinity Christian Academy	
2	Dylan Leonard	TE	6-5	240	Sr.	Milton, Ga./Milton H.S.	
2	Kenyatta Watson II	DB	6-1	195	r-Jr.	Loganville, Ga./Grayson H.S. (Texas)	
3	D.J. Moore	WR	6-1	188	r-Fr.	Loganville, Ga./Archer H.S.	
3	Andre White	LB	6-3	228	Sr.	Harrisburg, Pa./Harrisburg H.S. (Texas A&M)	
4	Braelen Oliver	LB	6-0	217	r-Sr.	Douglasville, Ga./Douglas County H.S. (Minnesota)	
4	Dontae Smith	RB	5-11	198	r-Sr.	Spring Hill, Tenn./Spring Hill H.S.	
5	Clayton Powell-Lee	DB	6-2	185	So.	Atlanta, Ga./Westlake H.S.	
5	Zach Pyron	QB	6-3	208	r-Fr.	Pinson, Ala./Pinson Valley H.S.	
6	Christian Leary	WR	5-10	173	Jr.	Orlando, Fla./Edgewater H.S. (Alabama)	
6	Etinosa Reuben	DL	6-3	295	r-Jr.	Kansas City, Mo./Park Hill South H.S. (Clemson)	
7	Chase Lane	WR	6-0	193	r-Jr.	Houston, Texas/St. Pius X H.S. (Texas A&M)	
7	Trenilyas Tatum	LB	6-2	214	Jr.	Riverdale, Ga./Mount Zion H.S.	
*7	Bryce Gowdy	WR	6-3	210	—	Deerfield Beach, Fla./Deerfield Beach H.S.	
8	Malik Rutherford	WR	5-9	165	r-So.	Miami, Fla./Champagnat Catholic School	
8	Makius Scott	DL	6-4	291	Jr.	Gainesville, Ga./Gainesville H.S. (South Carolina)	
9	Avery Boyd	WR	6-2	232	Jr.	Tallahassee, Fla./Godby H.S.	
9	Kyle Kennard	DL	6-5	238	Jr.	Atlanta, Ga./Riverwood H.S.	
10	Kenan Johnson	DB	6-1	183	r-Jr.	Minneola, Fla./Lake Minneola H.S.	
10	Haynes King	QB	6-3	204	r-So.	Longview, Texas/Longview H.S. (Texas A&M)	
11	Kevin Harris	DL	6-4	245	Jr.	Loganville, Ga./Grayson H.S. (Alabama)	
11	Jamal Haynes	RB	5-9	180	r-So.	Loganville, Ga./Grayson H.S.	
12	Dominick Blaylock	WR	6-1	203	r-Jr.	Marietta, Ga./Walton H.S. (Georgia)	
13	Paul Moala	LB	6-0	229	r-Sr.	Mishawaka, Ind./Penn H.S. (Idaho)	
13	Eric Singleton, Jr.	WR	5-11	173	Fr.	Douglasville, Ga./Alexander H.S.	
14	Jaylon King	DB	6-1	193	r-Sr.	La Vergne, Tenn./Ensworth H.S.	
14	Juju Lewis	WR	6-2	216	r-Fr.	Davie, Fla./Western H.S.	
15	Sirad Bryant	DB	6-2	215	r-So.	Cordele, Ga./Crisp County H.S.	
15	Zach Gibson	QB	6-3	197	r-Jr.	Alpharetta, Ga./Johns Creek H.S. (Akron)	
16	Brody Rhodes	QB	6-1	194	r-So.	Canton, Ga./Creekview H.S.	
16	K.J. Wallace	DB	5-11	186	r-Jr.	Atlanta, Ga./Lovett School (Notre Dame)	
17	Aidan Semo	QB	6-3	205	r-Fr.	New Windsor, N.Y./Rabun Gap-Nacoochee (Ga.) School	
17	Rodney Shelley	DB	5-11	168	So.	Fairburn, Ga./Langston Hughes H.S.	
18	Ahmari Harvey	DB	6-0	180	r-So.	Tallahassee, Fla./Florida State Univ. School (Auburn)	
18	Abdul Janneh	WR	6-3	192	r-Jr.	Hanover, Pa./New Oxford H.S. (Duquesne)	
20	Ben Guthrie	QB	5-10	165	Fr.	Alpharetta, Ga./Alpharetta H.S.	
20	Ben Hollerbach	DB	5-10	174	r-Fr.	Savannah, Ga./Benedictine Military Academy	
21	Omar Daniels	DB	6-0	176	r-So.	Moultrie, Ga./Colquitt County H.S. (Kansas State)	
21	Daylon Gordon	RB	5-9	188	r-So.	Eastman, Ga./Dodge County H.S.	
22	Colson Brown	QB	6-4	206	Fr.	North Augusta, S.C./North Augusta H.S.	
23	Jamie Felix	RB	5-10	198	So.	Kingland, Ga./Camden County H.S.	
23	Khari Gee	DB	6-2	191	r-So.	Atlanta, Ga./Woodward Academy (Notre Dame)	
24	Trent Davis	WR	5-11	175	r-So.	Douglas, Ga./Coffee H.S.	
24	Steven Jones, Jr.	DB	6-1	192	Fr.	Gadsden, Ala./Gadsden City H.S.	
25	James BlackStrain	WR	6-2	186	r-So.	Cocoa, Fla./Holy Trinity Episcopal Academy	
25	Taye Seymore	DB	5-11	203	Fr.	Atlanta, Ga./South Atlanta H.S.	
26	Evan Dickens	RB	5-11	184	Fr.	Roswell, Ga./IMG (Fla.) Academy	
27	Chad Alexander	RB	5-9	177	Fr.	Lawrenceville, Ga./Archer H.S.	
27	Josh Robinson	DL	6-6	253	Jr.	Douglasville, Ga./Douglas County H.S.	
28	Justin Brown	DB	6-0	186	Fr.	Murfreesboro, Tenn./Blackman H.S.	
29	Nico Dowdell	DB	6-0	191	Fr.	Loganville, Ga./Loganville H.S.	
31	Jonorian Fouts	LB	5-10	225	Fr.	Swainsboro, Ga./Swainsboro H.S.	
32	Sylvain Yondjouen	DL	6-4	248	Sr.	Ruisbroek, Belgium/Don Bosco School	
33	Tyson Meiguez	LB	6-2	217	r-So.	Fairburn, Ga./Creekside H.S.	
34	Myles Forristall	LB	6-0	221	Fr.	Cartersville, Ga./Cartersville H.S.	
35	Jacob Cruz	LB	6-4	232	Fr.	Kennesaw, Ga./North Cobb Christian School	
36	Kace Adams	DB/LS	5-11	194	Fr.	Cartersville, Ga./Cartersville H.S.	

2023 ROSTERS

NO.	NAME	POS.	HT.	WT.	CLASS	HOMETOWN/HIGH SCHOOL (PREVIOUS COLLEGE)
39	Will Kiker	DB	6-1	184	Fr.	Elijay, Ga./Gilmer County H.S.
39	Englan Williams	RB	5-9	192	r-So.	Roswell, Ga./Blessed Trinity Catholic H.S.
40	Joshua Taylor	P	6-3	227	Fr.	Sharpsburg, Ga./Trinity Christian School
41	Malcolm Pugh	DL	6-4	217	Fr.	Leroy, Ala./Leroy H.S.
42	Logan Weighall	P/PK	6-0	185	Fr.	Wetumpka, Ala./Wetumpka H.S.
43	Noah Collins	DL	6-5	241	Jr.	Loganville, Ga./Grayson H.S.
43	David Shanahan	P	6-2	204	Jr.	Castleisland, Co. Kerry, Ireland/St. Patrick's Sec. School
44	Kyle Eford	LB	6-2	219	r-Fr.	Dacula, Ga./Dacula H.S.
44	Anthony Minella	TE	6-2	235	r-So.	Milton, Ga./Milton H.S.
45	Ashton Heflin	LB	6-0	230	Fr.	Newnan, Ga./Newnan H.S.
45	Ryan Mannelly	LS	6-3	222	r-Jr.	Atlanta, Ga./Marist School (Penn)
46	Henry Freer	LS	6-0	205	r-Jr.	College Park, Ga./Woodward Academy
47	A.J. Cheeks	DB	5-10	170	Fr.	Lawrenceville, Ga./Mountain View H.S.
47	Joshua Ruder	TE	6-5	251	Fr.	Loganville, Ga./Loganville H.S.
48	Ezra Odinjor	DL	6-3	233	Fr.	Kennesaw, Ga./Allatoona H.S.
48	Joseph Stoever	LS	6-2	205	Fr.	Savannah, Ga./Benedictine Military Academy
49	Chuma Okoye	LB	6-0	219	Fr.	Dacula, Ga./Dacula H.S.
51	Nacari Ashley	LB	6-3	210	Fr.	Marietta, Ga./Marietta H.S.
52	Austin Dean	LB	6-2	229	Jr.	Tampa, Fla./Berkeley Prep (Rutgers)
54	Jack Collins	LB	6-1	212	Fr.	Weddington, N.C./Weddington H.S.
54	Jordan Williams	OL	6-6	304	Jr.	Gainesville, Ga./Gainesville H.S.
55	Corey Robinson II	OL	6-5	305	r-So.	Roswell, Ga./Roswell H.S. (Kansas)
55	Horace Lockett	DL	6-6	341	r-Fr.	Atlanta, Ga./Westlake H.S.
56	Cosby Ellis	LB	6-2	234	Fr.	Sharpsburg, Ga./East Coweta H.S.
57	Cade Adams	DL	6-0	275	Fr.	Dawsonville, Ga./Dawson County H.S.
57	Paul Tchio	OL	6-5	290	r-So.	Milton, Ga./Milton H.S. (Clemson)
58	Brandon Best	OL	6-4	295	r-Fr.	Tucker, Ga./Milton H.S.
59	Will Scissum	OL	6-2	291	r-Jr.	Marietta, Ga./The Walker School
60	Gabe Fortson	OL	6-3	299	Fr.	Kennesaw, Ga./North Cobb Christian School
64	Ryan Purves	OL	6-3	301	r-Fr.	Marietta, Ga./Walton H.S.
65	Connor Scaglione	OL	6-4	315	r-Sr.	Closter, N.J./North Valley Regional H.S. (Princeton)
66	Benjamin Galloway	OL	6-4	300	Fr.	Powder Springs, Ga./Hillgrove H.S.
67	Joe Fusile	OL	6-6	302	r-So.	Richmond Hill, Ga./Richmond Hill H.S.
71	Jordan Brown	OL	6-5	325	r-So.	Long Beach, Calif./Jireh (N.C.) Prep Acad. (UNC Charlotte)
72	Weston Franklin	OL	6-4	311	Jr.	Jesus, Ga./Wayne County H.S.
73	Patrick Screws, Jr.	OL	6-5	319	Fr.	Eufaula, Ala./Eufaula H.S.
74	Tyler Gibson	OL	6-5	294	r-Fr.	Alpharetta, Ga./Johns Creek H.S.
75	Jakiah Leftwich	OL	6-6	311	r-So.	Atlanta, Ga./Westlake H.S.
77	Elias Cloy	OL	6-3	278	Fr.	Alpharetta, Ga./Alpharetta H.S.
78	Ethan Mackenny	OL	6-4	292	Fr.	Marietta, Ga./Lassiter H.S.
80	Brett Seither	TE	6-5	233	r-Jr.	Clearwater, Fla./Clearwater Cent. Catholic H.S. (Georgia)
81	Luke Benson	TE	6-4	233	Sr.	Chalfont, Pa./Central Bucks West H.S. (Syracuse)
82	Jackson Long	TE	6-4	226	r-Fr.	Hendersonville, Tenn./Beech H.S. (South Florida)
83	Zion Taylor	WR	6-0	197	Fr.	Norcross, Ga./Norcross H.S.
84	Josh Sexton	WR	5-10	171	r-So.	Cumming, Ga./North Forsyth H.S.
85	Billy Ward	TE	6-5	241	Jr.	Locust Grove, Ga./Locust Grove H.S.
87	Bailey Stockton	WR	5-9	174	Fr.	Bogart, Ga./Prince Avenue Christian School
88	Zeek Biggers	DL	6-6	333	Jr.	Salisbury, N.C./West Rowan H.S.
88	Gavin Stewart	PK	5-11	178	Jr.	Savannah, Ga./Benedictine Military Academy
89	Chris Elko	WR	6-1	185	Fr.	Roswell, Ga./Roswell H.S.
92	Ty Thompson	DL	6-0	237	r-Fr.	Acworth, Ga./Allatoona H.S.
93	Aidan Birr	PK	6-1	198	r-Fr.	Kennedale, Texas/Kennedale H.S.
93	Jaaymen Rochell	DL	6-4	278	r-Fr.	Duluth, Ga./North Gwinnett H.S.
94	Chase Sippola	DL	5-10	250	r-So.	Carrollton, Ga./Carrollton H.S. (U.S. Coast Guard Acad.)
95	Jason Moore	DL	6-2	291	r-So.	Hampton, Ga./Dutchtown H.S.
96	Shymeik Jones	DL	6-5	283	Fr.	Camden, S.C./Camden H.S.
97	Eddie Kelly	DL	6-4	278	So.	Orlando, Fla./West Orange H.S. (South Florida)
98	Bryston Dixon	DL	6-3	329	Fr.	Leroy, Ala./Leroy H.S.
99	D'Quan Douse	DL	6-2	290	r-Jr.	Savannah, Ga./Calvary Day School

* in memoriam; died Dec. 31, 2019

NO.	NAME	POS.
14	Jaylon King	DB
7	Chase Lane	WR
6	Christian Leary	WR
75	Jakiah Leftwich	OL
2	Dylan Leonard	TE
14	Juju Lewis	WR
55	Horace Lockett	DL
82	Jackson Long	TE
78	Ethan Mackenny	OL
45	Ryan Mannelly	LS
33	Tyson Meiguez	LB
44	Anthony Minella	TE
13	Paul Moala	LB
3	D.J. Moore	WR
95	Jason Moore	DL
48	Ezra Odinjor	DL
49	Chuma Okoye	LB
4	Braelen Oliver	LB
5	Clayton Powell-Lee	DB
41	Malcolm Pugh	DL
64	Ryan Purves	OL
5	Zach Pyron	QB
6	Elinosa Reuben	DL
16	Brody Rhodes	QB
55	Corey Robinson II	OL
27	Josh Robinson	DL
93	Jaaymen Rochell	DL
47	Joshua Ruder	TE
8	Malik Rutherford	WR
65	Connor Scaglione	OL
59	Will Scissum	OL
8	Makius Scott	DL
73	Patrick Screws, Jr.	OL
80	Brett Seither	TE
17	Aidan Semo	QB
84	Josh Sexton	WR
25	Taye Seymore	DB
43	David Shanahan	P
17	Rodney Shelley	DB
0	Myles Sims	DB
13	Eric Singleton, Jr.	WR
94	Chase Sippola	DL
4	Dontae Smith	RB
88	Gavin Stewart	PK
87	Bailey Stockton	WR
48	Joseph Stoever	LS
7	Trenilyas Tatum	LB
40	Joshua Taylor	P
83	Zion Taylor	WR
57	Paul Tchio	OL
92	Ty Thompson	DL
16	K.J. Wallace	DB
85	Billy Ward	TE
2	Kenyatta Watson II	DB
42	Logan Weighall	P/PK
3	Andre White	LB
39	Englan Williams	RB
54	Jordan Williams	OL
32	Sylvain Yondjouen	DL

* in memoriam; died Dec. 31, 2019



RECORD BREAKDOWN

Current Streak, Current Home Streak, Current Road Streak, Current Neutral Streak, Last Win, Last Home Win, Last Home Loss, Last Win Away From Home, Last True Road Win, Last Loss Away from Home, Last True Road Loss.

Overall, Playing at home, Playing on the road, Playing at a neutral site, In bowl games, In overtime, More than 7 days to prepare, In August, In September, In October, In November, In December, In January.

Outrushing opponent, When rushing for 300 yards, When rushing for 400 yards, When rushing for 500 yards, When rushing for 600 yards, Outrushed by opponent, When allowing 300 yards rushing, Rushing yards the same, Outpassing opponent, When passing for 300 yards, Outpassed by opponent, When allowing 300 yards passing, When allowing 400 yards passing.

More total offense than opponent, When having 400+ total offense, When having 500+ total offense, When having 600+ total offense, Less total offense than opponent, When allowing 400+ total offense, When allowing 500+ total offense.

Committing fewer turnovers, Committing more turnovers, Turnovers are even.

< 30:00 of time of possession, > 30:00 of time of possession.

Scoring first, Opponent scores first.

Leading after the 1st quarter, Trailing after the 1st quarter, Tied after the 1st quarter, Leading at halftime, Trailing at halftime, Tied at halftime, Leading after the 3rd quarter, Trailing after the 3rd quarter, Tied after the 3rd quarter.

Scoring 0-10 points, Scoring 11-20 points, Scoring 21-30 points, Scoring 31-40 points, Scoring 41-plus points.

Opponent scores 0-10 points, Opponent scores 11-20 points, Opponent scores 21-30 points, Opponent scores 31-40 points, Opponent scores 41-plus points.

GAMES PLAYED AND STARTS AT GEORGIA TECH

GAMES NAME '18 '19 '20 '21 '22 '23 TOT. CONS. M. Sims, Don. Smith, J. King, D. Leonard, K. Johnson, S. Yondjouden, J. Williams, D. Douse, B. Ward, K. Kennard, G. Stewart, L. Brooks, D. Shanahan, M. Scott, J. Robinson, T. Tatum, Z. Biggers, K. Harris, N. Collins, W. Franklin, T. Meiguez, K. Watson, A. Boyd, H. Freer, M. Rutherford, C. Powell-Lee, C. Robinson II, K.J. Wallace, L. Benson, J. Haynes, J. Fusile, R. Shelley, J. Moore, D. Gordon, S. Bryant, A. Harvey, K. Gee, B. Best, K. Efferd, H. Lockett, L. Blackburn, Z. Gibson, T. Cooley, O. Daniels, E. Kelly, H. King, C. Leary, E. Mackenny, P. Moala, E. Reuben, C. Scaglione, E. Singleton, Jr., B. Seither, A. Birr, D. Blaylock, J. Felix, A. Jannah, Z. Pyron, T. Seymore, E. Dickens, T. Gibson, P. Tchio, C. Alexander, J. Cruz, B. Oliver, A. White, Jr., N. Ashley, C. Lane, B. Stockton, J. Brown, A. Minella, W. Scissum, E. Williams.

STARTS

STARTS NAME '18 '19 '20 '21 '22 '23 TOT. CONS. J. Williams, D. Leonard, M. Sims, D. Douse, K. Kennard, W. Franklin, M. Scott, L. Brooks, K.J. Wallace, J. Fusile, J. King, C. Robinson II, T. Tatum, D. Smith, C. Powell-Lee, L. Benson, S. Yondjouden, J. Leftwich, K. Johnson, M. Rutherford, Z. Biggers, H. King, P. Moala, Z. Gibson, A. Harvey, J. Haynes, C. Scaglione, E. Mackenny, D. Blaylock, E. Kelly, K. Harris, K. Gee, Z. Pyron, J. Robinson, E. Singleton, Jr., L. Blackburn, J. BlackStrain, A. Boyd, N. Collins, B. Ward, B. Seither, C. Lane.

CAREER HIGHS AT GEORGIA TECH

MAKIUS SCOTT

Tackles: 7 at Wake Forest (Sept. 23, 2023)
Solo Tackles: 3, twice - last at Wake Forest (Sept. 23, 2023)
Tackles for Loss: 1.0 at No. 13 North Carolina (Nov. 19, 2022)
Fumbles Recovered: 1 at Virginia Tech (Nov. 5, 2022)
Pass Breakups: 1 at Wake Forest (Sept. 23, 2023)

BRETT SEITHER

Receptions: 1, 3x - last at No. 17/19 Ole Miss (Sept. 16, 2023)
Receiving Yards: 16 at No. 17/19 Ole Miss (Sept. 16, 2023)
Receiving TDs: 1, twice - last vs. South Carolina State (Sept. 9, 2023)
Longest Reception: 16 at No. 17/19 Ole Miss (Sept. 16, 2023)

TAYE SEYMORE

Tackles: 1, 3x - last at No. 17 Miami (Oct. 7, 2023)
Solo Tackles: 1, twice - last at No. 17 Miami (Oct. 7, 2023)

DAVID SHANAHAN

Punts: 10, twice - last vs. Virginia (Oct. 20, 2022)
Punting Yards: 430 vs. Virginia (Oct. 20, 2022)
Punting Avg.: 52.7 vs. Northern Illinois (Sept. 4, 2021)
Longest Punt: 71 at Duke (Oct. 9, 2021)

RODNEY SHELLEY

Tackles: 2 at Virginia Tech (Nov. 5, 2022)
Solo Tackles: 2 at Virginia Tech (Nov. 5, 2022)

MYLES SIMS

Tackles: 10 at Wake Forest (Sept. 23, 2023)
Solo Tackles: 6 at Wake Forest (Sept. 23, 2023)
Tackles for Loss: 1.0, 3x - last vs. No. 20/17 Ole Miss (Sept. 17, 2022)
Pass Breakups: 2, twice - last vs. Virginia Tech (Oct. 30, 2021)
Fumbles Recovered: 1, twice - last at Miami (Nov. 6, 2021)
Interceptions: 1 vs. Western Carolina (Sept. 10, 2022)

ERIC SINGLETON, JR.

Receptions: 5 at No. 17/19 Ole Miss (Sept. 16, 2023)
Receiving Yards: 97 at No. 17/19 Ole Miss (Sept. 16, 2023)
Receiving TDs: 1, 4x - last at Wake Forest (Sept. 23, 2023)
Longest Reception: 53 vs. Bowling Green (Sept. 30, 2023)

DONTAE SMITH

Rush Attempts: 12 at No. 13 North Carolina (Nov. 19, 2022)
Rushing Yards: 102 vs. Western Carolina (Sept. 10, 2022)
Longest Rush: 51 vs. Western Carolina (Sept. 10, 2022)
Rushing TDs: 3 vs. Western Carolina (Sept. 10, 2022)
Receptions: 4 at No. 1 Georgia (Nov. 26, 2022)
Receiving Yards: 32, twice - last at No. 13 North Carolina (Nov. 19, 2022)
Longest Reception: 24 at No. 13 North Carolina (Nov. 19, 2022)
Kick Returns: 3 vs. North Carolina (Oct. 5, 2019)
Kick Return Yards: 77 vs. North Carolina (Oct. 5, 2019)
Longest Kick Return: 31 vs. North Carolina (Oct. 5, 2019)
Passing Attempts: 1 at No. 1 Georgia (Nov. 26, 2022)
Passing Completions: 1 at No. 1 Georgia (Nov. 26, 2022)
Passing TDs: 1 at No. 1 Georgia (Nov. 26, 2022)
Longest Pass: 24 at No. 1 Georgia (Nov. 26, 2022)

GAVIN STEWART

Field Goals Made: 4 at No. 24 Pitt (Oct. 1, 2022)
Field Goals Attempted: 4 at No. 24 Pitt (Oct. 1, 2022)
Longest Field Goal Made: 40 at No. 24 Pitt (Oct. 1, 2022)
Longest Field Goal Attempted: 60 vs. Northern Illinois (Sept. 4, 2021)

TRENILYUS TATUM

Tackles: 8 vs. Louisville (Sept. 1, 2023)
Solo Tackles: 5 vs. Boston College (Nov. 13, 2021)
Sacks: 1.0 at Florida State (Oct. 29, 2022)
Tackles for Loss: 1.0, twice - last at Florida State (Oct. 29, 2022)
Fumbles Forced: 1 vs. Virginia (Oct. 20, 2022)

JOSHUA TAYLOR

Punt Attempts: 1 at No. 17/19 Ole Miss (Sept. 16, 2023)
Punt Yards: 40 at No. 17/19 Ole Miss (Sept. 16, 2023)
Longest Punt: 40 at No. 17/19 Ole Miss (Sept. 16, 2023)

K.J. WALLACE

Tackles: 9 at Florida State (Oct. 29, 2022)
Solo Tackles: 6 at Florida State (Oct. 29, 2022)
Tackles for Loss: 1.0, 4x - last at Wake Forest (Sept. 23, 2023)
Sacks: 1., twice - last at Wake Forest (Sept. 23, 2023)
Fumbles Forced: 1, twice - last at No. 17 Miami (Oct. 7, 2023)
Interceptions: 1 vs. Duke (Oct. 8, 2022)

BILLY WARD

Tackles: 2 at No. 6 Notre Dame (Nov. 20, 2021)
Solo Tackles: 1 at No. 6 Notre Dame (Nov. 20, 2021)

KENYATTA WATSON II

Tackles: 5 at Florida State (Oct. 29, 2022)
Solo Tackles: 2 at Florida State (Oct. 29, 2022)

ANDRE WHITE, JR.

Tackles: 4 at Wake Forest (Sept. 23, 2023)
Sacks: 1.5 at Wake Forest (Sept. 23, 2023)
Tackles for Loss: 1.5 at Wake Forest (Sept. 23, 2023)
Fumbles Forced: 1 at Wake Forest (Sept. 23, 2023)

SYLVAIN YONDJOUEN

Tackles: 4, twice - last at UCF (Sept. 24, 2022)
Solo Tackles: 4 at UCF (Sept. 24, 2022)
Tackles for Loss: 1.5 at No. 13 North Carolina (Nov. 19, 2022)
Sacks: 1.0 at No. 6 Notre Dame (Nov. 20, 2021)
Forced Fumbles: 1 at No. 6 Notre Dame (Nov. 20, 2021)
Pass Breakups: 1 vs. Duke (Oct. 8, 2022)

STARTING LINEUPS, ETC.

OFFENSIVE STARTERS

	QB	RB	WR	WR	WR	TE	LT	LG	C	RG	RT
Louisville	King	Smith	Blaylock	Rutherford	Benson^	Leonard	Robinson II	Fusile	Franklin	Williams	Leftwich
South Carolina State	King	Haynes	Lane	Rutherford	Benson^	Seither	Mackenny	Fusile	Franklin	Scaglione	Williams
Ole Miss	King	Haynes	Blaylock	Rutherford	Singleton Jr.	Leonard	Mackenny	Fusile	Franklin	Scaglione	Williams
Wake Forest	King	Haynes	Boyd	Rutherford	Singleton Jr.	Leonard	Mackenny	Fusile	Franklin	Scaglione	Williams
Bowling Green	King	Haynes	Blaylock	Singleton Jr.	Benson^	Leonard	Mackenny	Fusile	Franklin	Scaglione	Leftwich
Miami (Fla.)	King	Haynes	Blaylock	Rutherford	Singleton, Jr.	Leonard	Mackenny	Fusile	Franklin	Scaglione	Leftwich
Boston College											
North Carolina											
Virginia											
Clemson											
Syracuse											
Georgia											

^ light end

DEFENSIVE STARTERS

	DE	DT	DT	DE	LB (MAC)	LB (MONEY)	SS	FS	NIC	CB	CB
Louisville	Yondjouen	Scott	Biggers	Harris	Moala	Tatum	Brooks	King	Wallace	Harvey	Johnson
South Carolina State	Kelly	Douse	Biggers	Kennard	Moala	Tatum	Brooks	King	Wallace	Harvey	Sims
Ole Miss	Kelly	Douse	Biggers	Kennard	Moala	Tatum	Brooks	King	Wallace	Harvey	Sims
Wake Forest	Scott	Douse	Biggers	Kennard	Moala	Tatum	Powell-Lee	King	Wallace	Johnson	Sims
Bowling Green	Scott	Douse	Biggers	Kennard	Moala	Tatum	Brooks	King	Wallace	Johnson	Sims
Miami (Fla.)	Scott	Douse	Biggers	Kennard	Moala	Tatum	Brooks	King	Wallace	Johnson	Sims
Boston College											
North Carolina											
Virginia											
Clemson											
Syracuse											
Georgia											

GAME INFORMATION

	TECH CAPTAINS	COIN TOSS	GT KO/REC.	GT 1ST OFF. PLAY	GT 1ST POSSESSION	OPP. 1ST POSSESSION	KICKOFF TIME	GAME LENGTH	GT HELMET	GT JERSEY	GT PANTS
Louisville	Leonard, Brooks	UL	Rec.	King pass 4 Rutherford	Intercepted	Field Goal	7:37	3:42	Gold	Gold	White
South Carolina State	Fusile, King	GT	KO	King pass -1 Leary	Touchdown	Interception	3:23	3:10	Gold	White	Gold
Ole Miss	Kennard, King Tatum, Franklin	OM	KO	Haynes rush 6	Blocked FG	Field Goal	6:39	3:31	White	White	White
Wake Forest	Haynes, Wallace Boyd	WF	Rec.	King pass -2 Rutherford	Punt	Field Goal	6:36	3:25	White	White	Gold
Bowling Green	Biggers, Benson Rutherford	GT	Rec.	King pass 53 Singleton	TD	Punt	3:33	3:22	Gold	Black	Black
Miami (Fla.)	Scott, Harris, Franklin, Fusile	MIA	Rec.	King pass INC	Punt	Downs	8:05	3:44	White	White	Gold
Boston College											
North Carolina											
Virginia											
Clemson											
Syracuse											

TURNOVERS

* touchdown

GEORGIA TECH TAKEAWAYS

NO.	OPP.	QTR	TURNOVER	DEFENDER(S)	LED TO	PTS. OFF
1.	UL	2	Interception	Clayton Powell-Lee	Missed FG	0
2.	SCST	1	Interception	Kyle Kennard	Interception	7
3.	SCST	3	Fumble	Kyle Kennard (F, R)	TD	7
4.	WF	2	Fumble	Chad Alexander (R)	FG	3
5.	WF	2	Interception	Jaylon King	Punt	0
6.	WF	4	Fumble	Andre White (F); Zeek Biggers (R)	FG	3
7.	WF	4	Interception	Kenan Johnson	FG	3
8.	WF	4	Interception	Jaylon King	Downs	0
9.	MIA	2	Interception	LaMiles Brooks	Punt	0
10.	MIA	3	Interception	Ahmari Harvey	FG	7
11.	MIA	4	Interception	Jaylon King	FG	3
12.	MIA	4	Fumble	Pauli Moala (F); Kyle Kennard (R)	TD	7
13.	MIA	4	Fumble	KJ Wallace (F); Myles Sims (R)	Game	0
* Defensive touchdown					Points	40

GEORGIA TECH GIVEAWAYS

NO.	OPP.	QTR	TURNOVER	OFFENSIVE PLAYER	LED TO	PTS. OFF
1.	UL	1	Interception	Haynes King	FG	3
2.	UL	4	Fumble	Haynes King	TD	7
3.	SCST	2	Fumble	Trey Cooley	Punt	0
4.	SCST	4	Interception	Zach Pyron	Downs	0
5.	WF	2	Interception	Haynes King	Punt	0
6.	BG	2	Fumble	Team	TD	7
7.	BG	3	Interception	Haynes King	TD	7*
8.	BG	4	Interception	Haynes King	TD	Downs
9.	MIA	2	Interception	Haynes King	INT	0
10.	MIA	4	Interception	Haynes King	FG	3
* Defensive touchdown					Points	27



DRIVES

DRIVE CHART

DISPLAYED GEORGIA TECH/OPPONENT

	Possessions	TDs	FGs Made	FGs Missed	Fum.	Int.	Safety	Punt	Downs	Half	Game	80+yard Drives	3 and Out
Louisville	14/13	5/4	0/4	2/0	1/0	1/1	0/0	4/4	1/0	0/0	0/0	0/1	4/5
South Carolina State	12/12	6/2	2/0	1/0	1/1	1/1	0/0	0/6	0/1	1/0	1/0	0/0	1/3
Ole Miss	11/11	3/6	1/2	1/1	0/0	0/0	0/0	2/1	3/1	1/0	1/0	1/1	1/1
Wake Forest	13/12	3/2	3/1	0/0	0/1	1/3	0/0	4/2	2/2	1/1	1/0	1/0	3/2
Bowling Green	11/11	4/4	0/1	0/0	1/0	2/0	0/0	3/3	1/1	0/2	0/1	1/1	3/1
Miami (Fla.)	12/13	3/2	1/2	0/0	0/2	2/3	0/0	6/3	0/1	0/0	0/0	0/0	5/1
Boston College													
North Carolina													
Virginia													
Clemson													
Syracuse													
Georgia													
TOTALS	73/72	24/20	7/10	4/1	3/4	7/8	0/0	19/19	7/5	3/3	3/1	3/3	17/13

GEORGIA TECH SCORING DRIVES

QTR	TD	FG	PLAYERS	PLAY	PL	YDS	TIME
1.	UL	2	X	Seither from King	2-yd pass	9	75 3:31
		2	X	Trey Cooley	1-yd rush	4	72 1:43
		2	X	Trey Cooley	23-yd rush	5	75 2:25
		2	X	Lane from King	48-yd pass	3	65 1:12
4	X	Singleton from King	5-yd pass	7	75 1:30		
2.	SCST	1	X	Jamal Haynes	4-yd rush	4	15 1:38
		1	X	Blaylock from King	3-yd pass	7	60 2:28
		2	X	Singleton from King	40-yd pass	5	62 2:16
		2	X	Seither from King	8-yd pass	2	75 0:18
3	X	Cooley from King	55-yd pass	1	55 0:11		
3	X	Aidan Birr	30-yd FG	7	55 2:11		
3	X	Trey Cooley	15-yd rush	9	74 2:56		
4	X	Aidan Birr	42-yd FG	8	35 3:42		
3.	OM	2	X	Aidan Birr	22-yd FG	17	90 8:26
		3	X	Haynes King	1-yd rush	9	78 3:47
		4	X	Singleton from King	15-yd pass	10	68 4:23
		4	X	Boyd from King	14-yd pass	9	75 2:06
4.	WF	1	X	Singleton from King	31-yd pass	6	75 2:35
		2	X	Janneh from King	33-yd pass	7	83 3:09
		2	X	Aidan Birr	25-yd FG	4	2 0:54
		2	X	Aidan Birr	48-yd FG	5	7 2:21
4	X	Aidan Birr	27-yd FG	7	16 3:54		
4	X	Jamal Haynes	26-yd rush	4	68 0:53		
5.	BG	1	X	Singleton from King	53-yd pass	1	53 0:08
		1	X	Leary from King	11-yd pass	5	71 1:55
		3	X	Rutherford from King	15-yd pass	8	81 1:58
		4	X	Janneh from King	16-yd pass	10	65 2:26
6.	MIA	3	X	Haynes King	6-yd rush	8	75 3:18
		3	X	Jamal Haynes	4-yd rush	4	26 1:26
		4	X	Aidan Birr	27-yd FG	4	6 2:03
		4	X	Leary from King	44-yd pass	4	74 0:25

OPPONENT SCORING DRIVES

QTR	TD	FG	PLAYERS	PLAY	PL	YDS	TIME
1.	UL	1	X	B. Travelstead	33-yd FG	5	12 1:30
		1	X	B. Travelstead	30-yd FG	10	79 4:26
		2	X	Coleman from Plummer	9-yd pass	6	75 3:21
		3	X	B. Travelstead	22-yd FG	13	68 6:34
3	X	Thrash from Plummer	6-yd pass	6	65 2:49		
4	X	Thrash from Plummer	20-yd pass	7	80 2:58		
4	X	J. Jordan	74-yd rush	1	74 0:12		
4	X	B. Travelstead	38-yd FG	4	8 0:22		
2.	SCST	2	X	K. Fields	1-yd rush	8	70 2:04
		3	X	A. Washington	1-yd rush	6	75 3:03
3.	OM	1	X	C. Davis	47-yd FG	8	50 2:17
		1	X	J. Dart	1-yd rush	8	34 3:15
		3	X	U. Bentley IV	21-yd rush	5	71 2:19
		3	X	J. Dart	6-yd rush	5	28 1:38
4	X	C. Davis	45-yd FG	7	48 2:46		
4	X	Watkins from Dart	68-yd pass	2	68 0:41		
4	X	Q. Judkins	1-yd rush	2	34 0:41		
4	X	M. Jones	36-yd rush	2	50 0:44		
4.	WF	1	X	M. Dennis	25-yd FG	14	72 6:29
		3	X	D. Claiborne	7-yd rush	12	74 4:34
		4	X	Grimes from Griffis	16-yd pass	11	75 5:21
		1	X	C. Orth	1-yd rush	10	75 5:24
2	X	A. Anaya	40-yd FG	11	42 5:29		
2	X	Hogan from Bazalak	14-yd pass	10	40 4:42		
3	X	C. Bazalak	1-yd rush	7	75 3:27		
3	X	T. Stewart	6-yd rush	10	86 5:06		
3	X	D. Jones	45-yd INT Return				
6.	MIA	2	X	A. Borregales	30-yd FG	12	65 1:22
		3	X	Williams from Van Dyke	22-yd pass	8	50 3:59
		4	X	H. Parrish, Jr.	3-yd rush	5	75 2:16
		4	X	A. Borregales	39-yd FG	4	-7 1:59

TOUCHDOWN DRIVES SUMMARY	GT	OPP
Touchdown plays of 20-plus yards	9	5
Touchdown plays of 50-plus yards	2	1
Touchdown drives of 80-plus yards	2	2
Touchdown drives of 90-plus yards	-	-
Touchdown drives of 20 yards or less	1	-
Touchdown drives of 5:00 or more	-	4
Touchdown drives of 7:00 or more	-	-
Touchdown drives of 3:00 or less	15	10
Touchdown drives of 2:00 or less	12	5
Touchdown drives of 1:00 or less	4	4
Touchdown drives of 5 plays or less	10	5
Touchdown drives of 10 plays or more	1	5
Touchdown drives of 1 play	2	1

does not include special teams or defensive touchdowns

BIG PLAYS

GEORGIA TECH BIG PLAYS (20+ YARDS)

NO.	OPPONENT	PLAYER(S)	PLAY	* Touchdown	
				DOWN-DIST.	YDS.
1.	Louisville	Malik Rutherford from Haynes King	Pass	2-5	55
2.		Chase Lane from Haynes King	Pass	2-6	48*
3.		Jamal Haynes from Haynes King	Pass	1-10	46
4.		Abdul Janneh from Haynes King	Pass	2-9	33
5.		Eric Singleton, Jr. from Haynes King	Pass	2-10	25
6.		Trey Cooley	Rush	1-10	23*
7.	S.C. State	Jamal Haynes	Rush	1-10	67
8.		Trey Cooley from Haynes King	Pass	1-10	55*
9.		Eric Singleton, Jr. from Haynes King	Pass	2-13	40*
10.		Jamal Haynes	KO Return		31
11.		Christian Leary from Haynes King	Pass	3-5	25
12.		Christian Leary	KO Return		24
13.		Chase Lane from Haynes King	Pass	1-10	23
14.		Dominick Blaylock from Haynes King	Pass	1-10	23
15.		Trey Cooley	Rush	1-10	21
16.		Eric Singleton, Jr. from Haynes King	Pass	2-9	20
17.		Dominick Blaylock	Punt Return		20
18.	Ole Miss	Eric Singleton, Jr. from Haynes King	Pass	3-2	51
19.		Dylan Leonard from Haynes King	Pass	2-8	23
20.		Christian Leary from Haynes King	Pass	1-10	23
21.	Wake Forest	Luke Benson from Haynes King	Pass	3-8	38
22.		Haynes King	Rush	2-3	35
23.		Abdul Janneh from Haynes King	Pass	3-5	33*
24.		Avery Boyd from Haynes King	Pass	2-8	31
25.		Eric Singleton, Jr. from Haynes King	Pass	3-6	31*
26.		Jamal Haynes	Rush	2-10	26*
27.		Jamal Haynes	Rush	1-10	24
28.		Christian Leary	KO Return		22
29.		Kenan Johnson	INT Return		21
30.	Bowling Green	Eric Singleton Jr. from Haynes King	Pass	1-10	53*
31.		Christan Leary	KO Return		43
32.		Malik Rutherford from Haynes King	Pass	1-10	31
33.		Christian Leary	KO Return		25
34.		Malik Rutherford from Haynes King	Pass	1-10	24
35.		Christian Leary	KO Return		23
36.		Dominick Blaylock from Haynes King	Pass	1-10	20
37.	Miami (Fla.)	Jaylon King	INT Return		66
38.		Christian Leary from Haynes King	Pass	2-10	44*
39.		Dominick Blaylock from Haynes King	Pass	3-6	34
40.		Malik Rutherford from Haynes King	Pass	2-10	30
41.		LaMiles Brooks	INT Return		25

OPPONENT BIG PLAYS (20+ YARDS)

NO.	OPPONENT	PLAYER(S)	PLAY	* Touchdown	
				DOWN-DIST.	YDS.
1.	Louisville	J. Jordan	Rush	1-10	74*
2.		K. Coleman, Jr. from J. Plummer	Pass	2-7	40
3.		C. Bell from J. Plummer	Pass	2-9	33
4.		J. Thrash from J. Plummer	Pass	3-3	23
5.		J. Jordan	KO Return		23
6.		J. Thrash from J. Plummer	Pass	4-4	21
7.		J. Thrash from J. Plummer	Pass	1-10	20*
8.	S.C. State	J. Howell	Rush	1-10	47
9.		R. Bailey from C. Field, Jr.	Pass	3-5	25
10.	Ole Miss	Watkins from Dart	Pass	2-10	68*
11.		J. Dart	Rush	1-10	68
12.		Wade from Dart	Pass	1-20	43
13.		Wade from Dart	Pass	2-9	40
14.		M. Jones	Rush	1-10	36*
15.		U. Bentley IV	KO Return		26
16.		Judkins from Dart	Pass	1-10	25
17.		Watkins from Dart	Pass	2-8	23
18.		U. Bentley IV	Rush	2-7	21*
19.		U. Bentley IV	KO Return		21
20.	Wake Forest	J. Ellison	Rush	2-10	29
21.		M. Griffis	Rush	2-14	27
22.		M. Griffis	Rush	3-10	24
23.		D. Claiborne	KO Return		23
24.		K. Williams	KO Return		21
25.		Morin from Griffis	Pass	2-7	20
26.		J. Ellison	Rush	2-5	20
27.	Bowling Green	Hogan from Bazelak	Pass	1-10	50
28.		D. Jones, Jr.	INT Return		45*
29.		T. Stewart	Rush	1-10	32
30.		Keith from Bazelak	Pass	1-10	28
31.		Strwart from Bazelak	Pass	3-1	27
32.		Hogan from Bazelak	Pass	1-10	23
33.	Miami (Fla.)	Young from Van Dyke	Pass	1-10	57
34.		Restrepo from Van Dyke	Pass	2-7	47
35.		J. Williams	INT Return		44
36.		George from Van Dyke	Pass	1-10	25
37.		B. Smith	KO Return		24
38.		Williams from Van Dyke	Pass	3-3	22*
39.		B. Smith	KO Return		22
40.		Restrepo from Van Dyke	Pass	2-12	20

BIG PLAYS FROM SCRIMMAGE SUMMARY

RUSH/CATCH	20-29	30-39	40-49	50-59	60-69	70-79	80-89	90-99	TOT
Eric Singleton, Jr.	2 (0/2)	1 (0/1)	1 (0/1)	2 (0/2)	-	-	-	-	6
Trey Cooley	2 (1/1)	-	-	1 (0/1)	-	-	-	-	3
Jamal Haynes	2 (2/0)	-	1 (0/1)	-	1 (1/0)	-	-	-	4
Malik Rutherford	1 (0/1)	2 (0/2)	-	1 (0/1)	-	-	-	-	4
Dominick Blaylock	2 (0/2)	1 (0/1)	-	-	-	-	-	-	3
Christian Leary	2 (0/2)	-	1 (0/1)	-	-	-	-	-	3
Abdul Janneh	-	2 (0/2)	-	-	-	-	-	-	2
Chase Lane	1 (0/1)	-	1 (0/1)	-	-	-	-	-	2
Luke Benson	-	1 (0/1)	-	-	-	-	-	-	1
Avery Boyd	-	1 (0/1)	-	-	-	-	-	-	1
Haynes King	-	1 (1/0)	-	-	-	-	-	-	1
Dylan Leonard	1 (0/1)	-	-	-	-	-	-	-	1
Totals	13 (3/10)	9 (1/8)	4 (0/4)	4 (0/4)	1 (1/0)	-	-	-	35
Opponents	18 (2/16)	3 (2/1)	5 (1/4)	2 (0/2)	2 (1/1)	1 (1/0)	-	-	31
PASSING	20-29	30-39	40-49	50-59	60-69	70-79	80-89	90-99	TOT
Haynes King	10	8	4	4	-	-	-	-	26
Totals	10	8	4	4	-	-	-	-	26
Opponents	16	1	4	2	1	-	-	-	24

THE LAST TIME IT HAPPENED ...

TEAM

	GEORGIA TECH	OPPONENT
Scored 50 Points	Nov. 28, 2020 vs. Duke (56)	Nov. 20, 2021 by No. 6 Notre Dame (55)
Scored 50 Points, ACC Game	Nov. 28, 2020 vs. Duke (56)	Oct. 2, 2021 by Pitt (52)
Scored 35 Points, Half	Oct. 5, 2018 at Louisville (35/2nd)	Nov. 20, 2021 by No. 6 Notre Dame (45/1st)
Scored 28 Points, Quarter	Sept. 1, 2023 vs. Louisville (28/2nd)	Oct. 17, 2020 by No. 1 Clemson (2nd/35)
Scored 0 Points	Sept. 10, 2022 vs. No. 20/17 Ole Miss	Sept. 1, 2018 by Alcorn State
Scored 0 Points, Half	Oct. 7, 2023 vs. No. 17 Miami (Fla.)	Sept. 1, 2018 by Alcorn State (2nd)
Overcame 10-Point Deficit, Win	Nov. 19, 2022 vs. No. 13/11 North Carolina (17-7)	Sept. 1, 2023 by Louisville (28-13)
Overcame 10-Point Halftime Deficit, Win	Nov. 19, 2022 vs. No. 13/11 North Carolina (17-7)	Sept. 1, 2023 by Louisville (28-13)
40-Point Margin of Victory	Sept. 29, 2018 vs. Bowling Green (63-17)	Sept. 10, 2022 by No. 20/17 Ole Miss (42-0)
30-39-Point Margin of Victory	Sept. 9, 2023 vs. South Carolina State (48-13)	Sept. 5, 2022 by No. 4 Clemson (41-10)
Scored 30 Points or more, Loss	Nov. 13, 2021 vs. Boston College (30)	Oct. 5, 2018 by Louisville (31)
Scored fewer than 10 Points, Win	Nov. 11, 2006 at North Carolina (7-0)	Dec. 2, 2006 by Wake Forest (9-6)
7 Touchdowns	Nov. 28, 2020 vs. Duke (7)	Nov. 20, 2021 by No. 6 Notre Dame (7)
0 Touchdowns	Sept. 10, 2022 vs. No. 20/17 Ole Miss	Sept. 1, 2018 by Alcorn State
5+ Rushing Touchdowns	Sept. 10, 2022 vs. Western Carolina (5)	Sept. 16, 2023 by No. 17/19 Ole Miss (5)
4+ Passing Touchdowns	Sept. 9, 2023 vs. South Carolina State (4)	Oct. 23, 2021 by Virginia (4)
Interception Return for TD	Oct. 20, 2022 vs. Virginia; LaMiles Brooks (37 yards) (Brennan Armstrong pass)	Sept. 30, 2023 by Bowling Green; Deshawn Jones (45 yards) (Haynes King pass)
Fumble Return for TD	Nov. 6, 2021 at Miami (Fla.); Jaylon King (40 yds)	Nov. 20, 2021 by No. 6 Notre Dame; Myron Tagovailoa-Amosa (70 yds)
Punt Return for TD	Sept. 10, 2009 vs. Clemson; Jerrard Tarrant (85 yards)	Nov. 5, 2022 by Virginia Tech; Tucker Holloway (90 yards)
Blocked Punt Return for TD	Sept. 27, 1997 vs. Clemson Block: Ajenavi Eziemefe; Rec: Djay Jones	Sept. 24, 2022 by UCF Block: Jarvis Ware; Rec: Quadric Bullard
Kickoff Return for TD	Nov. 13, 2021 vs. Boston College; Jahmyr Gibbs (98-yard return)	Sept. 8, 2018 by USF; Terrence Horne (98 yards) Sept. 8, 2018 by USF; Terrence Horne (97 yards)
2 Non-Offensive TDs	Nov. 8, 2014 at NC State (INT return, fumble return)	Nov. 5, 2022 by Virginia Tech (INT return; Punt return)
4 Field Goals Made	Oct. 1, 2022 at No. 24 Pitt (4)	Oct. 30, 2021 by Virginia Tech (4)
3 Field Goals Missed	Sept. 4, 2021 vs. Northern Illinois (3)	Oct. 19, 2019 by Miami (3)
5 Field Goals Attempted	Dec. 31, 2011 vs. Utah (5)	Nov. 17, 2007 by North Carolina (5)
50-yard Field Goal Made	Dec. 31, 2016 vs. Kentucky (Harrison Butker, 52)	Sept. 23, 2017 by Pittsburgh Alex Kessman (55 yards)
Missed PAT	Oct. 20, 2022 vs. Virginia	Sept. 23, 2023 by Wake Forest
Missed more than 1 PAT	Nov. 3, 2012 at Maryland (2)	Nov. 5, 1977 by Notre Dame (2)
Made 2-Point Conversion	Oct. 23, 2021 at Virginia (A. Boyd pass from J. Sims)	Sept. 25, 2021 by No. 20 UNC (C. Baker pass from S. Howell)
Failed 2-Point Conversion	Oct. 7, 2023 vs. No. 17 Miami (Fla.) (Haynes King kneel)	Sept. 1, 2023 by Louisville (Jack Plummer pass failed)
Two+ 2-Point Conversions Att.	Nov. 5, 2022 at Virginia Tech (2, 2 failed)	Nov. 11, 2017 by No. 17 Virginia Tech (2, 2 failed)
Defensive Extra Point Scored	Nov. 6, 2021 at Miami (Fla.) Juanyeh Thomas 100-yard INT return (Tyler Van Dyke pass)	None recorded
Recorded Safety	Sept. 18, 2021 at No. 6 Clemson J. Thomas forced Clemson fumble, fell on in own end zone	Nov. 28, 2020 by Duke GT fumbled a punt return into the endzone
Blocked Field Goal	Sept. 16, 2023 at No. 17/19 Ole Miss Zeek Biggers blocked Caden Davis' attempt	Sept. 16, 2023 by No. 17/19 Ole Miss Zxavian Harris blocked Aidan Birr's attempt
Blocked PAT	Nov. 5, 2022 at Virginia Tech (D'Quon Douse)	Oct. 23, 2021 at Virginia (N. Taylor)
Blocked Punt	Oct. 20, 2022 vs. Virginia Daylon Gordon blocked punt of D. Sparks	Sept. 24, 2022 by UCF Jarvis Ware blocked punt of David Shanahan
Blocked 2 Kicks/Punts	Oct. 20, 2022 vs. Virginia (field goal/punt)	Sept. 5, 2022 by No. 4 Clemson (2 punts)
30+ First Downs	Oct. 25, 2018 at Virginia Tech (35)	Oct. 29, 2022 by Florida State (32)
10 (or fewer) First Downs	Nov. 27, 2021 vs. No. 1 Georgia (9)	Sept. 1, 2018 by Alcorn State (9)
500-599 Yards Total Offense	Sept. 9, 2023 vs. South Carolina State (578)	Sept. 16, 2023 by No. 17/19 Ole Miss (550)
600+ Yards Total Offense	Sept. 8, 2018 at USF (602)	Oct. 29, 2022 by Florida State (642)
< 200 Yards Total Offense	Nov. 16, 2019 vs. Virginia Tech (134)	Sept. 1, 2018 by Alcorn State (146)
< 100 Yards Total Offense	Nov. 18, 1961 at Alabama (96)	Oct. 9, 2004 by Maryland (82)
300+ Yards Total Offense, Half	Sept. 1, 2023 vs. Louisville (321/1st)	Sept. 16, 2023 by No. 17/19 Ole Miss (341/2nd)
< 50 Yards Total Offense, Half	Oct. 29, 2022 at Florida State (24/1st)	Sept. 9, 2017 by Jacksonville State (45/2nd)
90 Offensive Plays	Sept. 4, 2017 vs. No. 25/24 Tennessee (20T) (96)	Oct. 9, 2021 by Duke (91)
50 (or fewer) Offensive Plays	Nov. 2, 2019 vs. Pitt (50)	Oct. 25, 2018 by Virginia Tech (47)
300-399 Yards Rushing	Nov. 28, 2020 vs. Duke (377)	Sept. 10, 2022 by No. 20/17 Ole Miss (316)
400+ Yards Rushing	Nov. 3, 2018 at North Carolina (461)	Aug. 29, 2019 by No. 1 Clemson (411)
50 Yards (or less) Rushing	Nov. 27, 2004 at Georgia (24)	Sept. 23, 2017 by Pittsburgh (37)
0 Yards (or less) Rushing	1968 (two times – vs. Notre Dame and Navy)	Nov. 2, 2013 by Pittsburgh (-5)
60+ Rushing Attempts	Oct. 25, 2018 at Virginia Tech (78)	Sept. 10, 2022 by No. 20/17 Ole Miss (62)
30 (or fewer) Rushing Attempts	Oct. 7, 2023 vs. No. 17 Miami (Fla.) (27)	Oct. 23, 2021 by Virginia (30)
25+ Pass Completions	Sept. 16, 2023 at No. 17/19 Ole Miss (28)	Oct. 1, 2022 by No. 24 Pitt (26)
5 (or fewer) Pass Completions	Nov. 24, 2018 at No. 5 Georgia (5)	Sept. 14, 2019 by The Citadel (1)

THE LAST TIME IT HAPPENED ...
TEAM

	GEORGIA TECH	OPPONENT
40+ Pass Attempts	Sept. 16, 2023 at No. 17/19 Ole Miss (42)	Oct. 8, 2022 by Duke (42)
10 (or fewer) Pass Attempts	Nov. 17, 2018 vs. Virginia (OT) (8)	Sept. 14, 2019 by The Citadel (4)
Threw 3 Interceptions	Nov. 12, 2022 vs. Miami (4)	Oct. 7, 2023 by No. 17 Miami (Fla.) (3)
300-399 Yards Passing	Sept. 30, 2023 vs. Bowling Green (348)	Oct. 29, 2022 by Florida State (396)
400+ Yards Passing	Nov. 10, 2001 at Virginia (486)	Oct. 17, 2020 by No. 1 Clemson (500)
100 (or less) Yards Passing	Nov. 20, 2021 at No. 6 Notre Dame (96)	Sept. 9, 2023 by South Carolina State (95)
Completed 70 Percent of Passes	Sept. 9, 2023 vs. South Carolina State (.706, 24-of-34)	Oct. 9, 2021 by Duke (.759, 22-of-29)
5+ Fumbles	Oct. 13, 2018 vs. Duke (6)	Oct. 25, 2014 by Pittsburgh (7)
4+ Fumbles Lost	Sept. 23, 2017 vs. Pittsburgh (4)	Nov. 28, 2020 by Duke (4)
5 Turnovers	Sept. 26, 2020 vs. Syracuse (5)	Sept. 23, 2023 by Wake Forest (5)
0 Turnovers	Sept. 16, 2023 at No. 17/19 Ole Miss	Sept. 16, 2023 by No. 17/19 Ole Miss
10 Penalties	Sept. 23, 2023 at Wake Forest (14)	Sept. 30, 2023 by Bowling Green (10)
2 (or fewer) Penalties	Sept. 16, 2023 at No. 17/19 Ole Miss (0)	Nov. 30, 2019 by No. 4 Georgia (0)
100+ Penalty Yards	Sept. 23, 2023 at Wake Forest (142)	Sept. 30, 2023 (113)
10 (or fewer) Penalty Yards	Oct. 14, 2017 vs. No. 11/10 Miami (6)	Nov. 30, 2019 by No. 4 Georgia (0)
10 Punts	Oct. 20, 2022 vs. Virginia (10)	Oct. 11, 2008 by Gardner-Webb (10)
0 Punts	Sept. 9, 2023 vs. South Carolina State	Oct. 29, 2022 by Florida State
10 Third-Down Conversions	Sept. 16, 2023 at No. 17/19 Ole Miss (11)	Sept. 30, 2023 by Bowling Green (10)
2+ Fourth-Down Conversions	Sept. 16, 2023 at No. 17/19 Ole Miss (2)	Nov. 19, 2022 by No. 13/11 North Carolina (2-of-4)
4 Fourth-Down Attempts	Oct. 2, 2021 vs. Pitt (2-of-4)	Sept. 12, 2020 by Florida State (3-of-5)
37:00 or higher TOP	Sept. 16, 2023 at No. 17/19 Ole Miss (39:17)	Sept. 30, 2023 by Bowling Green (42:45)
15 Tackles for Loss	Sept. 1, 2007 at Notre Dame (19)	None Recorded
10 Sacks	Oct. 9, 1993 vs. Maryland (11)	None Recorded
5 Players to Score TD	Sept. 9, 2023 vs. South Carolina State (6)	Sept. 16, 2023 by No. 17/19 Ole Miss (5)
4 Players to Rush for TD	Oct. 9, 2020 vs. Louisville (4)	Sept. 16, 2023 by No. 17/19 Ole Miss (4)
3 Players to Catch TD Pass	Sept. 30, 2023 vs. Bowling Green (4)	Nov. 12, 2022 by Miami (3)
2 Players to Throw TD Pass	Nov. 12, 2022 vs. Miami (1 - Zach Pyron; 1 - Zach Gibson)	Sept. 5, 2022 by No. 4 Clemson (1 - DJ Uiagalelei; 1 - Cade Klubnik)
15-Play+ Touchdown Drive	Nov. 12, 2022 vs. Miami (15)	Oct. 31, 2020 by No. 4 Notre Dame (15)
8-Minute+ Touchdown Drive	Sept. 30, 2017 vs. North Carolina (8:54)	Oct. 31, 2020 by No. 4 Notre Dame (8:38)
90-Yard+ Touchdown Drive	Nov. 12, 2022 vs. Miami (99)	Nov. 12, 2022 by Miami (93)
1-Play Touchdown Drive	Nov. 3, 2018 at North Carolina (Q. Searcy 86-yd pass from T. Oliver)	Sept. 1, 2023 by Louisville (39-34) (J. Jordan 74-yard rush)
TD on First Offensive Play of Game	Sept. 30, 2023 vs. Bowling Green (E. Singleton 53-yd pass from H. King)	Nov. 19, 2022 by No. 11/13 North Carolina (E. Green 80-yd rush)
Won an Overtime Game	Oct. 8, 2022 vs. Duke (OT) (23-20)	Sept. 14, 2019 by The Citadel (OT) (27-24)
Game Won on Final Play	Oct. 24, 2015 vs. Florida State (Lance Austin 78-yard missed FG return)	Sept. 14, 2019 by The Citadel (37-yard FG in overtime)

BOTH TEAMS COMBINED

90 Points	Oct. 5, 2018 at Louisville (97) (66-31)	6 Field Goals	Nov. 17, 2018 vs. Virginia (OT) (6)
100+ Rushing Attempts	Oct. 9, 2021 at Duke (101)	5 Fumbles Lost	Sept. 23, 2017 vs. Pittsburgh (5)
20 (or fewer) Points	Nov. 28, 2015 vs. Georgia (20) (13-7)	4 Field Goals Missed	Oct. 20, 2012 vs. Boston College (4)
60 (or fewer) Rushing Att.	Sept. 9, 2006 vs. Samford (51)	10 Turnovers	Nov. 17, 1990 at Wake Forest (10)
10 (or fewer) Points	Nov. 11, 2006 at North Carolina (7) (7-0)	8 Field Goals Att.	Nov. 17, 2007 vs. North Carolina (8)
700+ Yards Passing	Oct. 2, 2021 by Pitt (758)	0 Turnovers	Sept. 16, 2023 at Ole Miss
50 Points in a Half	Oct. 2, 2021 by Pitt (56)	50 First Downs	Oct. 23, 2021 at Virginia (60)
150 (or fewer) Passing Yds.	Nov. 3, 2012 at Maryland (146)	20 Penalties	Oct. 29, 2022 at Florida State (22)
0 Points in a Half	Nov. 11, 2006 at North Carolina (2nd)	25 (or fewer) First Downs	Oct. 18, 2008 at Clemson (24) (12-12)
50 Pass Completions	Oct. 23, 2021 at Virginia (56)	5 (or fewer) Penalties	Sept. 16, 2023 at No. 17/19 Ole Miss (5)
30 Points in a Quarter	Nov. 28, 2020 vs. Duke (33/2nd)	1,000+ Yards Total Offense	Sept. 16, 2023 at No. 17/19 Ole Miss (1,024)
20 (or fewer) Completions	Sept. 14, 2019 vs. The Citadel (8)	200 Penalty Yards	Oct. 29, 2022 at Florida State (211)
10+ Touchdowns	Oct. 2, 2021 by Pitt (10)	500 Yds (or fewer) Total Off.	Oct. 22, 2011 at Miami (473)
90 Pass Attempts	Oct. 26, 2002 vs. Virginia (101)	25 (or fewer) Penalty Yards	Oct. 22, 2011 at Miami (15)
0 Touchdowns	Dec. 2, 2006 vs. Wake Forest	160+ Offensive Plays	Sept. 19, 2020 vs. No. 14 UCF (173)
30 (or fewer) Pass Att.	Sept. 14, 2019 vs. The Citadel (17)	15+ Punts	Oct. 20, 2020 vs. Virginia (16)
5 Touchdowns in a Quarter	Sept. 16, 2023 vs. No. 17/19 Ole Miss (5/4th)	120 (or fewer) Off. Plays	Nov. 16, 2019 vs. Virginia Tech (117)
5 Passes Intercepted	Nov. 1, 2007 vs. Virginia Tech (5)	0 Punts	Dec. 5, 2009 vs. Clemson
8 Touchdowns in a Half	Oct. 2, 2021 by Pitt (8/1st)	600+ Yards Rushing	Oct. 5, 2018 at Louisville (655)
10 Fumbles	Oct. 13, 2018 vs. Duke (10)	10 Sacks	Nov. 10, 2007 at Duke (10)
		150 (or fewer) Rushing Yds.	Nov. 19, 2005 at Miami (150)

THE LAST TIME IT HAPPENED ...

INDIVIDUAL

	GEORGIA TECH	OPPONENT
30+ Rushing Attempts	Oct. 25, 2018 at Virginia Tech, Tobias Oliver (40)	Nov. 6, 2021 by Miami (Fla.), Jaylan Knighton (32)
150-199 Yards Rushing	Oct. 1, 2022 at No. 24 Pitt, Hassan Hall (157)	Sept. 17, 2022 by No. 20/17 Ole Miss, Zach Evans (134)
200+ Yards Rushing	Oct. 25, 2018 at Virginia Tech, Tobias Oliver (215)	Aug. 29, 2019 by No. 1 Clemson, Travis Etienne (205)
50+ Pass Attempts	Oct. 6, 2005 vs. NC State, Reggie Ball (53)	Oct. 5, 2019 by North Carolina, Sam Howell (51)
40+ Pass Attempts	Sept. 16, 2023 vs. No. 17/19 Ole Miss, Haynes King (41)	Oct. 1, 2022 by No. 24 Pitt, Kedon Slovis (45)
25+ Pass Completions	Oct. 23, 2021 at Virginia, Jeff Sims (27)	Oct. 1, 2022 by No. 24 Pitt, Kedon Slovis (26)
Threw 3 Interceptions	Sept. 26, 2020 vs. Syracuse, Jeff Sims (4)	Oct. 7, 2023 by No. 17 Miami (Fla.), Tyler Van Dyke (3)
300-399 Yards Passing	Sept. 30, 2023 vs. Bowling Green, Haynes King (348)	Oct. 29, 2022 by Florida State, Jordan Travis (396)
400+ Yards Passing	Nov. 10, 2001 at Virginia, George Godsey (486)	Oct. 17, 2020 by No. 1 Clemson, Trevor Lawrence (404)
Rushed & Passed for 100+ Yds.	Sept. 25, 2021 vs. No. 20 UNC, Jeff Sims (128/112)	Sept. 16, 2023 by No. 17/19 Ole Miss, Jaxson Dart (136/251)
Rushed & Received for 100+ Yds.	Nov. 14, 2013 at Clemson Robert Godhigh (126/203)	Oct. 30, 1997 by North Carolina J. Linton (138/137)
300-399 Yards Total Offense	Nov. 4, 2017 at Virginia, TaQuon Marshall (322)	Sept. 16, 2023 by No. 17/19 Ole Miss, Jaxson Dart (387)
400+ Yards Total Offense	Oct. 29, 2016 vs. Duke, Justin Thomas (459)	Oct. 6, 2012 by Clemson, Tajh Boyd (460)
10+ Receptions	Oct. 7, 2006 vs. Maryland, Calvin Johnson (10)	Oct. 7, 2023 by No. 17 Miami (Fla.), Xavier Restrepo (12)
100-199 Yards Receiving	Sept. 30, 2023 vs. Bowling Green, Dominick Blaylock (131)	Oct. 7, 2023 by No. 17 Miami (Fla.), Xavier Restrepo (123)
200+ Yards Receiving	Oct. 4, 2008 vs. Duke, Demaryius Thomas (230)	Nov. 6, 2021 by Miami (Fla.), Charleston Rambo (210)
4+ Touchdowns Scored	Sept. 4, 2017 vs. No. 25/24 Tennessee (20T) TaQuon Marshall (5)	Sept. 4, 2017 by No. 25/24 Tennessee (20T) John Kelly (4)
3+ Touchdowns Rushing	Sept. 10, 2022 vs. Western Carolina Dontae Smith (3)	Nov. 13, 2021 by Boston College Phil Jurkovec (3)
3+ Touchdowns Receiving	Sept. 11, 2004 vs. Clemson, Calvin Johnson (3)	Nov. 29, 2008 by Georgia, Mohamed Massaquoi (3)
4+ Touchdowns Passing	Sept. 30, 2023 vs. Bowling Green, Haynes King (4)	Nov. 27, 2021 by No. 1 Georgia, Stetson Bennett (4)
Rushing & Receiving TDs	Oct. 24, 2020 at Boston College, Ahmearan Brown (1/1)	Oct. 14, 2017 by No. 11/10 Miami, Travis Homer (1/1)
Rushing & Passing TDs	Nov. 5, 2022 at Virginia Tech, Zach Pyron (1/1)	Nov. 16, 2019 by Virginia Tech, Hendon Hooker (1/2)
Passing & Receiving TDs	Nov. 17, 2007 vs. North Carolina Taylor Bennett (1/1)	Nov. 18, 2017 by Duke Shaun Wilson (1/2)
3 Field Goals	Sept. 23, 2023 at Wake Forest Aidan Birr (3-of-3)	Sept. 1, 2023 by Louisville Brock Travelstead (4-of-4)
4+ Field Goals	Oct. 1, 2022 at No. 24 Pitt Gavin Stewart (4-of-4)	Sept. 1, 2023 by Louisville Brock Travelstead (4-of-4)
5 Field Goal Attempts	Sept. 1, 2007 vs. Notre Dame Travis Bell (5)	Oct. 30, 2021 by Virginia Tech John Parker Romo (5)
Made a 50-yard Field Goal	Dec. 31, 2016 vs. Kentucky, Harrison Butker (52)	Nov. 26, 2022 by No. 1 Georgia, Jack Podlesny (50)
Attempted a 60-yard Field Goal	Sept. 4, 2021 vs. Northern Illinois Gavin Stewart (60/miss)	Nov. 17, 2007 by North Carolina Connor Barth (63/miss)
10+ Punts	Oct. 20, 2022 vs. Virginia, David Shanahan (10)	None recorded
60-69 yard Punt	Sept. 30, 2023 vs. Bowling Green, David Shanahan (60)	Nov. 19, 2022 by No. 13/11 North Carolina, Ben Kiernan (60)
70-yard+ Punt	Oct. 9, 2021 at Duke David Shanahan (71)	Sept. 4, 2017 by No. 25/24 Tennessee (20T) Trevor Daniel (70)
100+ Punt Return Yards	Aug. 31, 2002 vs. Vanderbilt, Kelley Rhino (110)	None recorded
70-89 yard Punt Return	Sept. 10, 2009 vs. Clemson Jerrard Tarrant (85 TD)	Sept. 23, 2017 by Pittsburgh Quadree Henderson (80 TD)
Punt Return for a Touchdown	Sept. 10, 2009 vs. Clemson, Jerrard Tarrant	Nov. 5, 2022 by Virginia Tech, Tucker Holloway
90-yard+ Kickoff Return	Nov. 24, 2018 at No. 5 Georgia Juanyeh Thomas (100 TD)	Sept. 8, 2018 by USF Terrence Horne (98 TD, 97 TD)
Kickoff Return for a Touchdown	Nov. 13, 2021 vs. Boston College Jahmyr Gibbs (98 TD)	Sept. 8, 2018 by USF Terrence Horne (98 TD, 97 TD)
70-yard+ Interception Return	Aug. 31, 2013 vs. Elon, Tyler Marcordes (95)	Nov. 12, 2022 by Miami, Kamren Kinchens (99)
15+ Tackles	Nov. 5, 2022 at Virginia Tech, Charlie Thomas (16)	Oct. 13, 2018 by Duke, Joe Giles-Harris (15)
3.0+ Sacks	Sept. 23, 2023 at Wake Forest, Kyle Kennard (4.0)	Oct. 12, 2019 by Duke, Victor Dimukeje (3.0)
2+ Interceptions	Sept. 23, 2023 at Wake Forest, Jaylon King (2)	Nov. 12, 2022 by Miami, Kamren Kinchens (3)
2+ Fumble Recoveries	Oct. 5, 2018 at Louisville, Charlie Thomas (2)	Nov. 21, 2019 by NC State, Larrell Murchison (2)
2+ Forced Fumbles	Sept. 11, 2021 vs. Kennesaw State, Jordan Domineck (2)	Nov. 20, 2021 by No. 6 Notre Dame, Isaiah Foskey (2)

TWO PLAYERS

	GEORGIA TECH	OPPONENT
2 100-yard Rushers	Nov. 28, 2020 vs. Duke Jeff Sims (108) and Jordan Mason (105)	Nov. 28, 2009 by Georgia Washaun Ealey (183) and Caleb King (166)
2 100-yard Receivers	Sept. 10, 2005 vs. North Carolina Damarius Bilbo (131) and Calvin Johnson (114)	Oct. 2, 2021 by Pitt Jordan Addison (117) and Taysir mack (121)
100-yard Rusher & Receiver	Sept. 8, 2018 TaQuon Marshall (113) and Clinton Lynch (111)	Oct. 29, 2022 by Florida State Trey Benson (111) and Johnny Wilson (111)
250 Comb. Yards Rushing	Nov. 21, 2019 vs. NC State James Graham and Jordan Mason (270)	Aug. 29, 2019 by No. 1 Clemson Travis Etienne and Lyn-J Dixon (272)
250 Comb. Yards Receiving	Jan. 1, 2007 vs. West Virginia Calvin Johnson and James Johnson (254)	Oct. 23, 2021 by Virginia Dontayvion Wicks and Keytaon Thompson (257)
20 Comb. Receptions	Nov. 10, 2001 at Virginia Will Glover and Kerry Watkins (21)	Oct. 26, 2013 by Virginia Darius Jennings and Tim Smith (23)

	LOUISVILLE	39
	1-0, 1-0	
	GEORGIA TECH	34
	0-1, 0-1	

Game 1 • Sept. 1, 2023 • Atlanta, Ga. • Mercedes-Benz Stadium (36,101)

SCORING SUMMARY

	1	2	3	4	F
Louisville	6	7	10	16	39
Georgia Tech	0	28	0	6	34

1st	12:13	UL	Travelstead, Bro 33 yd field goal, 5-12 1:30	LOU 3 - GT 0
	00:21	UL	Travelstead, Bro 30 yd field goal, 10-79 4:26	LOU 6 - GT 0
2nd	11:50	GT	Brett Seither 2 yd pass from (Stewart, G. kick), 9-75 3:31	LOU 6 - GT 7
	09:03	GT	Trey Cooley 1 yd run (Stewart, G. kick), 4-72 1:43	LOU 6 - GT 14
	05:42	UL	Coleman Jr., Kev 9 yd pass from Brown, Keith (Travelstead, Bro kick), 6-75 3:21	LOU 13 - GT 14
	03:17	GT	Trey Cooley 23 yd run (Stewart, G. kick), 5-75 2:25	LOU 13 - GT 21
	00:42	GT	Chase Lane 48 yd pass from (Stewart, G. kick), 3-65 1:12	LOU 13 - GT 28
3rd	08:19	UL	Travelstead, Bro 22 yd field goal, 13-68 6:34	LOU 16 - GT 28
	04:41	UL	Thrash, Jamari 5 yd pass from Brown, Keith (Travelstead, Bro kick), 6-65 2:49	LOU 23 - GT 28
4th	08:08	UL	Thrash, Jamari 20 yd pass from Brown, Keith (Plummer, Jack kick failed), 7-80 2:58	LOU 29 - GT 28
	03:41	UL	Jordan, Jawhar 74 yd run (Travelstead, Bro kick), 1-74 0:12	LOU 36 - GT 28
	02:37	UL	Travelstead, Bro 38 yd field goal, 4-8 0:22	LOU 39 - GT 28
	01:07	GT	Singleton Jr., E. 5 yd pass from (Haynes King kick failed), 7-75 1:30	LOU 39 - GT 34

TEAM STATISTICS

	UL	GT
First Downs.....	21	23
Rushes-Yards.....	34-227	38-175
Passing Yards.....	247	313
Pass Comp-Att-Int.....	18-31-1	19-32-1
Total Offense.....	474	488
Fumbles-Lost.....	1-0	1-1
Penalties-Yards.....	7-59	2-20
Punts-Yards (Avg./Net).....	4-185 (46.2/40.2)	4-172 (43.0/41.5)
Kickoffs-Yards (Avg./Net).....	9-573 (63.7/41.7)	5-321 (64.2/39.6)
Punt Returns (No.-Yds.-TD).....	2-6-0	3-24-0
Kickoff Returns (No.-Yds.-TD).....	1-23-0	2-35-0
Interceptions (No.-Yds.-TD).....	1-(-1)-0	1-0-0
Fumble Returns (No.-Yds.-TD).....	0-0-0	0-0-0
Time of Possession.....	29:54	30:06
Third-Down Conversions.....	1-of-11	6-of-13
Fourth-Down Conversions.....	1-of-1	0-of-1
Red-Zone Scores-Chances.....	6-6	3-5
Sacks By (No.-Yds.).....	1-10	0-0
Field Goals.....	4-4	0-2
Points Off Turnovers.....	3	0

INDIVIDUAL STATISTICS

RUSHING: UL — Jordan, Jawhar 7-96; Plummer, Jack 9-51; Turner, Maurice 7-30; Guerendo, Isaac 6-27; Calloway, Jimmy 2-14; Huggins-Bruce, A 1-11; TEAM 2-(-2).
 GT — Haynes King 10-53; Trey Cooley 9-52; Haynes, J. 11-51; Smith, Don. 7-18; Dickens, Evan 1-1.
PASSING: UL — Plummer, Jack 18-31-1 247.
 GT — Haynes King 19-32-1 313.
RECEIVING: UL — Thrash, Jamari 7-88; Coleman Jr., Kev 3-66; Huggins-Bruce, A 3-18; Bell, Chris 2-40; Calloway, Jimmy 1-16; Guerendo, Isaac 1-13; Jordan, Jawhar 1-6.
 GT — Rutherford, M. 5-85; Haynes, J. 4-56; Chase Lane 3-69; Reed Jr., E. 2-34; Leary, Christian 2-27; Abdul Jannah 1-33; Benson, L. 1-7; Brett Seither 1-2.
INTERCEPTIONS: UL — King.
 GT — None.
FUMBLE RECOVERIES: UL — Puryear.
 GT — Powell-Lee.
FORCED FUMBLES: UL — Tell.
 GT — K. Johnson.
TACKLES FOR LOSS: UL — Tell 1.0-10; Watts 1.0-1.
 GT — None.
SACKS: UL — Tell 1.0-10.
 GT — None.

	S.C. STATE	13
	0-3, 0-0	
	GEORGIA TECH	48
	1-1, 0-1	

Game 2 • Sept. 9, 2023 • Atlanta, Ga. • Bobby Dodd Stadium (31,452)

SCORING SUMMARY

	1	2	3	4	F
South Carolina St.	0	6	7	0	13
Georgia Tech	14	14	17	3	48

1st	12:28	GT	Haynes, J. 4 yd run (Stewart, G. kick), 4-15 1:38	SCST 0 - GT 7
	8:22	GT	Dominick Blaylock 3 yd pass from (Stewart, G. kick), 7-60 2:28	SCST 0 - GT 14
2nd	8:30	GT	Eric Singleton, Jr. 40 yd pass from (Stewart, G. kick), 5-62 2:16	SCST 0 - GT 21
	0:34	SCST	Fields, Kacy 1 yd run (Zimmerman, Gavyn kick failed), 8-70 2:04	SCST 6 - GT 21
	0:16	GT	Brett Seither 8 yd pass from (Stewart, G. kick), 2-75 0:18	SCST 6 - GT 28
3rd	14:42	GT	Trey Cooley 55 yd pass from (Birr, Aidan kick), 1-55 0:11	SCST 6 - GT 35
	11:39	SCST	Washington, Andr 1 yd run (Zimmerman, Gavyn kick), 6-75 3:03	SCST 13 - GT 35
	9:22	GT	Birr, Aidan 30 yd field goal, 7-55 2:11	SCST 13 - GT 38
	0:05	GT	Trey Cooley 15 yd run (Birr, Aidan kick), 9-74 2:56	SCST 13 - GT 45
4th	9:33	GT	Birr, Aidan 42 yd field goal, 8-35 3:42	SCST 13 - GT 48

TEAM STATISTICS

	SCST	GT
First Downs.....	14	28
Rushes-Yards.....	42-196	33-268
Passing Yards.....	95	310
Pass Comp-Att-Int.....	10-19-1	24-34-1
Total Offense.....	291	578
Fumbles-Lost.....	2-1	1-1
Penalties-Yards.....	6-29	3-45
Punts-Yards (Avg./Net).....	6-215 (35.8/25.8)	0-0 (0/0)
Kickoffs-Yards (Avg./Net).....	3-158 (52.7/26.0)	9-585 (65.0/40.0)
Punt Returns (No.-Yds.-TD).....	0-0-0	4-60-0
Kickoff Returns (No.-Yds.-TD).....	0-0-0	2-55-0
Interceptions (No.-Yds.-TD).....	1-0-0	1-12-0
Fumble Returns (No.-Yds.-TD).....	0-0-0	0-0-0
Time of Possession.....	31:33	28:27
Third-Down Conversions.....	7-of-15	6-of-10
Fourth-Down Conversions.....	0-of-1	1-of-1
Red-Zone Scores-Chances.....	2-2	5-6
Sacks By (No.-Yds.).....	1-2	0-0
Field Goals.....	0-0	2-3
Points Off Turnovers.....	0	14

INDIVIDUAL STATISTICS

RUSHING: SCST — Howell, Jawarn 6-64; Washington, Andr 12-54; Shaw, Josh 7-32; Fields, Kacy 9-23; Smith, Tyler J. 4-18; Fields, Jr., Cor 3-6; TEAM 1-(-1).
 GT — Haynes, J. 9-113; Trey Cooley 10-93; Smith, Don. 5-32; Dickens, Evan 6-29; Pyron, Zach 1-4; Haynes King 1-0; Christian Leary 1-(-3).
PASSING: SCST — Fields, Jr., Cor 9-15-1-91; Washington, Andr 0-2-0-0; Franklin II, Pro 1-2-0-4.
 GT — Haynes King 21-29-0-290; Pyron, Zach 3-5-1-20.
RECEIVING: SCST — Toney, Keshawn 4-29; Bailey, Richard 3-40; Smith, Jordan 2-22; Burgess, Shamont 1-4.
 GT — Rutherford, M. 5-60; Dominick Blaylock 4-46; Eric Singleton, Jr. 3-69; Chase Lane 3-36; Christian Leary 3-27; Trey Cooley 2-61; Haynes, J. 2-2; Brett Seither 1-8; Smith, Don. 1-1.
INTERCEPTIONS: SCST — Green, Jr.
 GT — Kennard.
FUMBLE RECOVERIES: SCST — Evans.
 GT — Kennard.
FORCED FUMBLES: SCST — None.
 GT — Kennard.
TACKLES FOR LOSS: SCST — Austin 1.0-3; Burroughs 1.0-3; Kirskey 1.0-3; Doe 1.0-1; Godbolt 1.0-1; Brunson 1.0-1; Barber 0.5-1; Smith 0.5-0.
 GT — Harris 1.0-4; Moala 1.0-2; Lockett 0.5-1; Kennard 0.5-0.
SACKS: SCST — None.
 GT — None.



	GEORGIA TECH	23
	1-2, 0-1	
	#17/19 OLE MISS	48
	3-0, 0-0	

Game 3 • Sept. 16, 2023 • Oxford, Miss. • Vaught-Hemingway Stad. (64,150)

SCORING SUMMARY

	1	2	3	4	F
Georgia Tech	0	3	7	13	23
Ole Miss	10	0	14	24	48

1st 12:38	OM	Davis,Caden 47 yd field goal, 8-50 2:17	GT 0 - OM 3
03:02	OM	Dart,Jaxson 1 yd run (Davis,Caden kick), 8-75 3:15	GT 0 - OM 10
2nd 01:09	GT	Birr,Aidan 22 yd field goal, 17-90 8:26	GT 3 - OM 10
3rd 09:45	OM	Bentley IV,Ullys 21 yd run (Davis,Caden kick), 5-71 2:19	GT 3 - OM 17
06:00	OM	Dart,Jaxson 6 yd run (Davis,Caden kick), 5-28 1:38	GT 3 - OM 24
02:07	GT	Haynes King 1 yd run (Birr,Aidan kick), 9-78 3:47	GT 10 - OM 24
4th 10:31	GT	Eric Singleton, Jr. 15 yd pass from Haynes King (Birr,Aidan kick), 10-68 4:23	GT 17 - OM 24
07:45	OM	Davis,Caden 45 yd field goal, 7-48 2:46	GT 17 - OM 27
05:59	OM	Watkins,Jordan 68 yd pass from Dart,Jaxson (Davis,Caden kick), 2-68 0:41	GT 17 - OM 34
03:40	OM	Judkins,Quinsho 1 yd run (Davis,Caden kick), 2-34 0:41	GT 17 - OM 41
01:34	GT	Boyd, A. 14 yd pass from Haynes King (Brett Seither pass failed), 9-75 2:06	GT 23 - OM 41
00:49	OM	Jones,Matt 36 yd run (Davis,Caden kick), 2-50 0:44	GT 23 - OM 48

TEAM STATISTICS

	GT	OM
First Downs.....	26	19
Rushes-Yards.....	47-167	37-299
Passing Yards.....	307	251
Pass Comp-Att-Int.....	28-42-0	10-19-0
Total Offense.....	474	550
Fumbles-Lost.....	1-0	0-0
Penalties-Yards.....	0-0	5-40
Punts-Yards (Avg./Net).....	2-78 (39.0/39.0)	1-41 (41.0/41.0)
Kickoffs-Yards (Avg./Net).....	4-254 (63.5/39.2)	9-563 (62.6/39.2)
Punt Returns (No.-Yds.-TD).....	0-0-0	0-0-0
Kickoff Returns (No.-Yds.-TD).....	1-16-0	2-47-0
Interceptions (No.-Yds.-TD).....	0-0-0	0-0-0
Fumble Returns (No.-Yds.-TD).....	0-0-0	0-0-0
Time of Possession.....	39:17	20:43
Third-Down Conversions.....	11-of-20	5-of-10
Fourth-Down Conversions.....	2-of-5	1-of-2
Red-Zone Scores-Chances.....	4-5	3-4
Sacks By (No.-Yds.).....	1-1	2-5
Field Goals.....	1-2	2-3
Points Off Turnovers.....	0	0

INDIVIDUAL STATISTICS

RUSHING: GT — Haynes, J. 19-72; Trey Cooley 13-51; Haynes King 14-42; Dickens,Evan 1-2.
 OM — Dart,Jaxson 14-136; Judkins,Quinsho 13-78; Bentley IV,Ullys 6-61; Jones,Matt 1-36; Wade,Dayton 2-15; Sanders,Spencer 1-14.
PASSING: GT — Haynes King 28-41-0 307; Boyd, A. 0-1-0-0.
 OM — Dart,Jaxson 10-18-0-251; Team 0-1-0-0.
RECEIVING: GT — Eric Singleton, Jr. 5-97; Christian Leary 5-64; Dominick Blaylock 4-31; Trey Cooley 4-8; Haynes, J. 3-28; Dylan Leonard 2-27; Rutherford, M. 2-17; Brett Seither 1-16; Boyd, A. 1-14; Dickens,Evan 1-5.
 OM — Watkins,Jordan 4-119; Wade,Dayton 3-86; Judkins,Quinsho 2-27; Williams,Ayden 1-19.
INTERCEPTIONS: GT — None.
 OM — None.
FUMBLE RECOVERIES: GT — None.
 OM — None.
FORCED FUMBLES: GT — None.
 OM — None.
TACKLES FOR LOSS: GT — Moala 1.0-2; Kelly 1.0-1; Douse 1.0-1.
 OM — Washington 2.0-11; Saunders Jr. 1.0-4; Prince 1.0-2; Ukwu 1.0-2; Young 1.0-2; COleman 0.5-2; Jean-Baptiste 0.5-1.
SACKS: GT — Kelly 1.0-1.
 OM — Ukwu 1.0-2; Coleman 0.5-2; Jean Baptiste 0.5-1.

	GEORGIA TECH	30
	2-2, 1-1	
	WAKE FOREST	16
	3-1, 0-1	

Game 4 • Sept. 23, 2023 • Winston-Salem, N.C. • Allegacy Stadium (32,528)

SCORING SUMMARY

	1	2	3	4	F
Georgia Tech	7	13	0	10	30
Wake Forest	3	0	6	7	16



1st 7:24	WF	Dennis,Matthew 25 yd field goal, 14-72 6:29	GT 0 - WF 3
4:49	GT	Eric Singleton, Jr. 31 yd pass from Haynes King (Birr,Aidan kick) 6-75 2:35, GT 7 - WF 3	
2nd 8:04	GT	Abdul Jannah 33 yd pass from Haynes King (Birr,Aidan kick), 7-83 3:09	GT 14 - WF 3
3:07	GT	Birr,Aidan 25 yd field goal, 4-2 0:54	GT 17 - WF 3
0:10	GT	Birr,Aidan 48 yd field goal, 5-7 2:21	GT 20 - WF 3
3rd 10:26	WF	Claiborne,Demon 7 yd run (Dennis,Matthew kick failed), 12-75 4:34	GT 20 - WF 9
4th 10:47	GT	Birr,Aidan 27 yd field goal, 7-22 3:54	GT 23 - WF 9
5:26	WF	Grimes,Wesley 16 yd pass from Griffis,Mitch (Dennis,Matthew kick), 11-75 5:21	GT 23 - WF 16
1:25	GT	Haynes, J. 26 yd run (Birr,Aidan kick), 4-68 0:53	GT 30 - WF 16

TEAM STATISTICS

	GT	WF
First Downs.....	13	29
Rushes-Yards.....	32-158	52-224
Passing Yards.....	222	162
Pass Comp-Att-Int.....	16-27-1	16-30-3
Total Offense.....	380	386
Fumbles-Lost.....	0-0	4-2
Penalties-Yards.....	14-142	2-64
Punts-Yards (Avg./Net).....	4-185 (46.2/42.0)	2-64 (32.0/32.0)
Kickoffs-Yards (Avg./Net).....	7-451 (64.4/41.7)	4-259 (64.8/42.8)
Punt Returns (No.-Yds.-TD).....	0-0-0	1-(-3)-0
Kickoff Returns (No.-Yds.-TD).....	2-38-0	2-44-0
Interceptions (No.-Yds.-TD).....	3-37-0	1-13-0
Fumble Returns (No.-Yds.-TD).....	1-6-0	0-0-0
Time of Possession.....	28:01	31:59
Third-Down Conversions.....	7-of-15	7-of-14
Fourth-Down Conversions.....	0-of-1	1-of-3
Red-Zone Scores-Chances.....	2-2	3-3
Sacks By (No.-Yds.).....	8-36	0-0
Field Goals.....	2-2	1-3
Points Off Turnovers.....	10	0

INDIVIDUAL STATISTICS

RUSHING: GT — Haynes, J. 18-95; Haynes King 6-53; Trey Cooley 7-12; TEAM 1-(-2).
 WF — Ellison,Justice 18-137; Griffis,Mitch 20-44; Claiborne,Demon 13-42; Carney,Tate 1-2.
PASSING: GT — Haynes King 16-27-1 222
 WF — Griffis,Mitch 16-30-3 162
RECEIVING: GT — Eric Singleton, Jr. 4-50; Abdul Jannah 2-47; Haynes, J. 2-13; Dominick Blaylock 2-11; Trey Cooley 2-8; Benson, L. 1-38; Boyd, A. 1-31; Christian Leary 1-14; Dylan Leonard 1-10.
 WF — Morin,Taylor 6-63; Banks,Jahmal 6-53; Grimes,Wesley 2-27; Williams,Ke'Sha 1-11; Ellison,Justice 1-8.
INTERCEPTIONS: GT — J. King (2); K. Johnson.
 WF — D. Jones.
FUMBLE RECOVERIES: GT — Biggers; Alexander.
 WF — None.
FORCED FUMBLES: GT — Kennard; White, Jr.; Wallace.
 WF — None.
TACKLES FOR LOSS: GT — Kennard 4.0-17; White, Jr. 1.5-5; Moala 1.0-8; Wallace 1.0-5; Biggers 1.0-3; Scott 0.5-2; Moore 0.5-1; Lockett 0.5-1.
 WF — Pointer 1.5-3; Ganious 1.0-2; Slocum 1.0-2; Davis 0.5-1; Hazen 0.5-1; Games 0.5-1.
SACKS: GT — Kennard 4.0-17; White, Jr. 1.5-5; Moala 1.0-8; Wallace 1.0-5; Biggers 0.5-1.
 WF — None.

	BOWLING GREEN	38
	2-3, 0-1	
	GEORGIA TECH	27
	2-3, 1-1	

Game 5 • Sept. 30, 2023 • Atlanta, Ga. • Bobby Dodd Stadium (30,097)

SCORING SUMMARY

	1	2	3	4	F
Bowling Green	7	10	21	0	38
Georgia Tech	14	0	6	7	27

1st	14:43	GT	Eric Singleton, Jr. 53 yd pass from (Birr,Aidan kick), 1-53 0:08	BG 0 - GT 7
	9:40	GT	Christian Leary 11 yd pass from (Birr,Aidan kick), 5-71 1:55	BG 0 - GT 14
	4:16	BG	Orth,Camden 1 yd run (Anaya,Alan kick), 10-75 5:24	BG 7 - GT 14
2nd	2:37	BG	Hogan,Finn 14 yd pass from (Anaya,Alan kick), 10-40 4:42	BG 14 - GT 14
	8:27	BG	Anaya,Alan 40 yd field goal, 11-42 5:29	BG 17 - GT 14
3rd	11:33	BG	Bazelak,Connor 1 yd run (Anaya,Alan kick), 7-75 3:27	BG 24 - GT 14
	3:13	BG	Stewart,Terion 6 yd run (Anaya,Alan kick), 10-86 5:06	BG 31 - GT 14
	2:28	BG	Jones Jr.,Desha 45 yd INT: INT: (Anaya,Alan kick), 2-19 0:39	BG 38 - GT 14
	0:25	GT	Dominick Blaylock 15 yd pass from (Haynes King kick failed), 8-81 1:58	BG 38 - GT 20
4th	1:35	GT	Abdul Jannah 16 yd pass from (Birr,Aidan kick), 10-65 2:26	BG 38 - GT 27

TEAM STATISTICS

	BG	GT
First Downs.....	26	27
Rushes-Yards.....	45-175	21-69
Passing Yards.....	263	348
Pass Comp-Att-Int.....	21-33-0	23-37-2
Total Offense.....	438	417
Fumbles-Lost.....	0-0	1-1
Penalties-Yards.....	10-113	6-46
Punts-Yards (Avg./Net).....	3-126 (42.0/35.3)	3-118 (39.3/34.3)
Kickoffs-Yards (Avg./Net).....	7-429 (61.3)	4-260 (65.0/40.0)
Punt Returns (No.-Yds.-TD).....	1-15-0	0-0-0
Kickoff Returns (No.-Yds.-TD).....	2-45-1	6-142-0
Interceptions (No.-Yds.-TD).....	2-45-1	0-0-0
Fumble Returns (No.-Yds.-TD).....	0-0-0	0-0-0
Time of Possession.....	42:45	17:15
Third-Down Conversions.....	10-of-17	2-of-8
Fourth-Down Conversions.....	1-of-2	1-of-3
Red-Zone Scores-Chances.....	5-5	3-5
Sacks By (No.-Yds).....	3-25	2-18
Field Goals.....	1-1	0-0
Points Off Turnovers.....	14	0

INDIVIDUAL STATISTICS

RUSHING: BG — Stewart, Terion 26-138; Keith, Ta'ron 4-20; Orth, Camden 4-14; Patterson, Jaiso 2-7; Ibrahim, Abdul-F 1-1; Bazelak, Connor 4-minus 1; TEAM 4-(-4).
GT — Haynes, J. 8-45; Haynes King 10-28; Trey Cooley 2-3; TEAM 1-(-7).

PASSING: BG — Bazelak, Connor 21-32-0 263; Orth, Camden 0-1-0 0.
GT — Haynes King 23-37-2 348

RECEIVING: BG — Hogan, Finn 6-102; Keith, Ta'ron 4-45; Osborne, Austin 4-34; Ibrahim, Abdul-F 2-25; Hillare, Odieu 2-20; Bench, Andrew 2-10; Stewart, Terion 1-27.
GT — Rutherford, M. 7-131; Dominick Blaylock 6-67; Eric Singleton, Jr. 4-85; Abdul Jannah 1-16; Smith, Don. 1-15; Dylan Leonard 1-15; Haynes, J. 1-13; Christian Leary 1-11; Trey Cooley 1-minus 5.



INTERCEPTIONS: BG — Jones, Jr.; Oladokun.
GT — None.

FUMBLE RECOVERIES: BG — Hogan.
GT — None.

FORCED FUMBLES: BG — None.
GT — None.

TACKLES FOR LOSS: BG — Anders 2.0-4; Davis 1.0-18; Oladokun 1.0-5; Wilson 1.0-3.
GT — Kelly 1.5-7; Biggers 1.5-6; Harris 1.0-8; Kennard 1.0-4; Moala 1.0-2; Daniels 1.0-2; Lockett 0.5-1; Robinson 0.5-1.

SACKS: BG — Davis 1.0-18; Roberts 1.0-4; Wilson 1.0-3.
GT — None Harris 1.0-8; Kelly 0.5-5; Biggers 0.5-5.

	GEORGIA TECH	23
	3-3, 2-1	
	#17 MIAMI (FLA.)	20
	4-1, 0-1	

Game 6 • Oct. 7, 2023 • Miami Gardens, Fla. • Hard Rock Stadium (58,045)

SCORING SUMMARY

	1	2	3	4	F
Georgia Tech	0	0	14	9	23
Miami (Fla.)	0	3	7	10	20

2nd	0:00	MIA	Borregales, Andr 30 yd field goal, 12-65 1:22	GT 0 - UM 3
3rd	6:37	MIA	Williams, Riley 22 yd pass from Campbell, Jason (Borregales, Andr kick), 8-50 3:59	GT 0 - UM 10
	3:19	GT	Haynes King 6 yd run, 8-75 3:18	GT 6 - UM 10
	1:09	GT	Haynes, J. 4 yd run (Birr,Aidan kick), 4-26 1:26	GT 13 - UM 10
4th	12:11	GT	Birr,Aidan 27 yd field goal, 4-6 2:03	GT 16 - UM 10
	9:55	MIA	Parrish Jr., Hen 3 yd run, 5-75 2:16	GT 16 - UM 16
	6:23	MIA	Borregales, Andr 39 yd field goal, 4--7 1:59	GT 16 - UM 19
	0:01	GT	Christian Leary 44 yd pass from, 4-74 0:25	GT 22 - UM 19

TEAM STATISTICS

	GT	MIA
First Downs.....	13	23
Rushes-Yards.....	27-99	47-165
Passing Yards.....	151	288
Pass Comp-Att-Int.....	12-26-2	24-36-3
Total Offense.....	250	453
Fumbles-Lost.....	1-0	2-2
Penalties-Yards.....	11-67	6-80
Punts-Yards (Avg./Net).....	6-271 (45.2/41.8)	3-116 (38.7/38.7)
Kickoffs-Yards (Avg./Net).....	5-287 (57.4/37.2)	4-260 (65.0/40.0)
Punt Returns (No.-Yds.-TD).....	0-0-0	0-0-0
Kickoff Returns (No.-Yds.-TD).....	0-0-0	2-46-0
Interceptions (No.-Yds.-TD).....	3-107-0	2-46-0
Fumble Returns (No.-Yds.-TD).....	0-0-0	0-0-0
Time of Possession.....	24:34	35:26
Third-Down Conversions.....	5-of-13	8-of-16
Fourth-Down Conversions.....	0-of-0	0-of-1
Red-Zone Scores-Chances.....	3-3	3-4
Sacks By (No.-Yds).....	1-9	1-5
Field Goals.....	1-1	2-2
Points Off Turnovers.....	16	3

INDIVIDUAL STATISTICS

RUSHING: GT — Haynes King 10-46; Haynes, J. 7-33; Trey Cooley 9-24; Pyron, Zach 1-(-4).
MIA — Chaney, Jr., Don 24-106; Parrish Jr., Hen 17-48; Allen, Ajay 3-11; Smith, Brashard 1-4; Van Dyke, Tyler 2-(-4).

PASSING: GT — Haynes King 12-25-2 151. TEAM 0-1-0 0.
MIA — Van Dyke, Tyler 24-36-3 288.

RECEIVING: GT — Rutherford, M. 3-33; Benson, L. 3-11; Eric Singleton, Jr. 2-20; Christian Leary 1-44; Dominick Blaylock 1-34; Abdul Jannah 1-8; Boyd, A. 1-1.
MIA — Restrepo, Xavier 12-123; Young, Colbie 4-56; George, Jacoby 2-45; Parrish Jr., Hen 2-6; Williams, Riley 1-22; Harrell, Tyler 1-10; Smith, Brashard 1-9; Johnson Jr., Chr 1-2; Van Dyke, Tyler 0-15.

INTERCEPTIONS: GT — J. King; Brooks; Harvey.
MIA — Williams; Mauigoa.

FUMBLE RECOVERIES: GT — Sims; Kennard.
MIA — None.

FORCED FUMBLES: GT — Moala; Wallace.
MIA — Mauigoa.

TACKLES FOR LOSS: GT — Moala 1.5-10; King 1.0-3; Lockett 1.0-2; Scott 0.5-1; Sims 0.5-1.
MIA — Mauigoa 1.5-4; Deen 1.5-3; Harrison-Hunte 1.0-4; Bain 0.5-3; Cloyd 0.5-1.

SACKS: GT — Moala 1.0-9.
MIA — Deen 0.5-2; Bain 0.5-3.



2023-24 Georgia Tech Football
Game Results
All games

Team Results

	Date	Opponent		Score	Overall	Conf	Time	Attend
*	09/01/2023	Louisville	L	34-39	0-1	0-1	3:43	36101
	09/09/2023	South Carolina St.	W	48-13	1-1	0-1	3:11	31452
	09/16/2023	at Ole Miss	L	23-48	1-2	0-1	3:32	64150
*	09/23/2023	at Wake Forest	W	30-16	2-2	1-1	3:25	32528
	09/30/2023	Bowling Green	L	27-38	2-3	1-1	3:22	30097
*	10/07/2023	at Miami (FL)	W	23-20	3-3	2-1	3:45	58045



2023-24 Georgia Tech Football
Overall Team Statistics
All games

Team Statistics

	GATECH	OPP
Scoring	185	174
Points per game	30.8	29.0
Points Off Turnovers	40	20
First Downs	130	132
Rushing	51	67
Passing	69	54
Penalty	10	11
Rushing Yardage	936	1286
Yards gained rushing	1026	1397
Yards lost rushing	90	111
Rushing attempts	198	257
Average per rush	4.7	5.0
Average per game	156.0	214.3
TDs Rushing	8	13
Passing Yardage	1651	1320
Comp-Att-Int	122-198-7	100-168-7
Average per pass	8.3	7.9
Average per catch	13.5	13.2
Average per game	275.2	220.0
TDs Passing	16	7
Total offense	2587	2606
Total plays	396	425
Average per play	6.5	6.1
Average per game	431.2	434.3
Kick returns: #-Yards	13-286	7-160
Punt returns: #-Yards	7-84	4-18
Int returns: #-Yards	7-145	7-103
Kick return average	22.0	22.9
Punt return average	12.0	4.5
Int return average	20.7	14.7
Fumbles-Lost	5-3	10-6
Penalties-Yards	36-320	37-336
Average per game	53.3	56.0
Punts-Yards	18-770	19-747
Average per punt	42.8	39.3
Net punt average	39.4	33.8
Kickoffs-Yards	34-2158	36-2242
Average per kick	63.5	62.3
Net kick average	39.8	38.9
Time of possession / game	27:57	32:03
3rd-down conversion	37/79	38/83
3rd-down pct	47%	46%
4rd-down conversion	4/11	4/10



**2023-24 Georgia Tech Football
Overall Team Statistics
All games**

	GATECH	OPP
4rd-down pct	36%	40%
Sacks by-Yards	12-64	7-45
Misc Yards	0	0
Touchdowns scored	24	21
Field goals - attempts	7-11	10-11
On-Side kicks	0-3	0-0
Red-zone scores	(20-26) 77%	(22-24) 92%
Red-zone touchdowns	(15-26) 58%	(15-24) 63%
PAT-attempts	(20-20) 100%	(18-20) 90%
2-point conversion-attempts	(0-4) 0%	(0-1) 0%
Attendance	97650	154723
Games / Avg per game	3/32550	3/51574
Neutral site games	-	0/0

Score by Periods

Team	1st	2nd	3rd	4th	OT	TOT
Georgia Tech	35	58	44	48	0	185
Opponents	26	26	65	57	0	174



2023-24 Georgia Tech Football
Individual Statistics
All games

Rushing

Player	gp	att	gain	loss	net	avg	td	lg	avg/g
Jamal Haynes	6	72	423	14	409	5.7	3	67	68.2
Trey Cooley	6	50	241	6	235	4.7	3	23	39.2
Haynes King	6	51	272	50	222	4.4	2	35	37.0
Dontae Smith	4	12	51	1	50	4.2	0	14	12.5
Evan Dickens	5	8	35	3	32	4.0	0	19	6.4
Zach Pyron	2	2	4	4	0	0.0	0	4	0.0
Christian Leary	6	1	0	3	-3	-3.0	0	0	-0.5
Team	6	2	0	9	-9	-4.5	0	0	-1.5
Total	6	198	1026	90	936	4.7	8	67	156.0
Opponents	6	257	1397	111	1286	5.0	13	74	214.3

Passing

Player	gp	effic	comp-att-int	pct	yds	td	lg	avg/g
Haynes King	6	155.4	119-191-6	62.3	1631	16	55	271.8
Zach Pyron	2	53.6	3-5-1	60.0	20	0	20	10.0
Avery Boyd	6	0.0	0-1-0	0.0	0	0	0	0.0
Team	6	0.0	0-1-0	0.0	0	0	0	0.0
Total	6	151.3	122-198-7	61.6	1651	16	55	275.2
Opponents	6	130.9	100-168-7	59.5	1320	7	68	220.0

Receiving

Player	gp	no.	yds	avg	td	lg	avg/g
Malik Rutherford	6	25	290	11.6	1	55	48.3
Eric Singleton, Jr.	6	20	355	17.8	5	53	59.2
Dominick Blaylock	5	14	228	16.3	1	34	45.6
Christian Leary	6	13	187	14.4	2	44	31.2
Jamal Haynes	6	12	112	9.3	0	46	18.7
Trey Cooley	6	9	69	7.7	1	55	11.5
Chase Lane	2	6	105	17.5	1	48	52.5
Luke Benson	6	5	56	11.2	0	38	9.3
Abdul Janneh	5	5	104	20.8	2	33	20.8
Dylan Leonard	6	4	52	13.0	0	23	8.7
Brett Seither	6	3	26	8.7	2	16	4.3
Avery Boyd	6	3	46	15.3	1	31	7.7
Dontae Smith	4	2	16	8.0	0	15	4.0
Evan Dickens	5	1	5	5.0	0	5	1.0
Total	6	122	1651	13.5	16	55	275.2
Opponents	6	100	1320	13.2	7	68	220.0

Punt Returns

Player	no.	yds	avg	td	lg
Dominick Blaylock	6	66	11.0	0	20
Rodney Shelley	1	18	18.0	0	18
Total	7	84	12.0	0	20
Opponents	4	18	4.5	0	15

Interceptions

Player	no.	yds	avg	td	lg
Jaylon King	2	71	35.5	0	66
Kenan Johnson	1	21	21.0	0	21
Kyle Kennard	1	12	12.0	0	12
LaMiles Brooks	1	25	25.0	0	25
Ahmari Harvey	1	16	16.0	0	16
Clayton Powell-Lee	1	0	0.0	0	0
Total	7	145	20.7	0	66
Opponents	7	103	14.7	1	45

Kick Returns

Player	no.	yds	avg	td	lg
Christian Leary	11	239	21.7	0	43
Jamal Haynes	2	47	23.5	0	31
Total	13	286	22.0	0	43
Opponents	7	160	22.9	0	26

Fumble Returns

Player	no.	yds	avg	td	lg
Jaylon King	1	10	10.0	0	10
Zeek Biggers	1	6	6.0	0	6
Kyle Kennard	2	0	0.0	0	0
Myles Sims	1	0	0.0	0	0
Chad Alexander	1	0	0.0	0	0
Total	6	16	2.7	0	10
Opponents	3	0	0.0	0	0



2023-24 Georgia Tech Football
Individual Statistics
All games

Scoring

Player	td	fg	PAT						pts
			kick	rush	rcv	pass	dxp	saf	
Aidan Birr	-	7-8	12-12	-	-	-	-	-	33
Eric Singleton, Jr.	5	-	-	-	-	-	-	-	30
Trey Cooley	4	-	-	-	-	-	-	-	24
Jamal Haynes	3	-	-	-	-	-	-	-	18
Brett Seither	2	-	-	-	-	-	-	-	12
Haynes King	2	-	-	-	-	-	-	-	12
Abdul Janneh	2	-	-	-	-	-	-	-	12
Christian Leary	2	-	-	-	-	-	-	-	12
Gavin Stewart	-	0-3	8-8	-	-	-	-	-	8
Chase Lane	1	-	-	-	-	-	-	-	6
Dominick Blaylock	1	-	-	-	-	-	-	-	6
Avery Boyd	1	-	-	-	-	-	-	-	6
Malik Rutherford	1	-	-	-	-	-	-	-	6
Total	24	7-11	20-20	0	0	0	0	0	185
Opponents	21	10-11	18-20	0	0	0	0	0	174

Total Offense

Player	g	plays	rush	pass	total	avg/g
Haynes King	6	242	222	1631	1853	308.8
Jamal Haynes	6	72	409	0	409	68.2
Trey Cooley	6	50	235	0	235	39.2
Dontae Smith	4	12	50	0	50	12.5
Evan Dickens	5	8	32	0	32	6.4
Zach Pyron	2	7	0	20	20	10.0
Christian Leary	6	1	-3	0	-3	-0.5
Team	6	0	-9	0	-9	-1.5
Total	6	396	936	1651	2587	431.2
Opponents	6	425	1286	1320	2606	434.3

Punting

Player	no.	yds	avg	lg	tb	fc	i20	50+	blk
David Shanahan	17	730	42.9	60	2	7	4	4	0
Joshua Taylor	1	40	40.0	40	0	0	0	0	0
Total	18	770	42.8	60	2	7	4	4	0
Opponents	19	747	39.3	49	1	9	5	0	0

Field Goals

Player	fg	pct.	01-19	20-29	30-39	40-49	50-99	lg	blk
Aidan Birr	7-8	87.5	0-0	4-4	1-1	2-3	0-0	48	1
Gavin Stewart	0-3	0.0	0-0	0-0	0-1	0-1	0-1	0	0
Opponents	10-11	90.9	0-0	2-2	5-5	3-3	0-1	47	1

Kickoffs

Player	no.	yds	avg	tb	ob	retn	net	ydln
Gavin Stewart	34	2158	63.5	26	1			
Total	34	2158	63.5	26	1	7	39.8	25
Opponents	36	2242	62.3	18	1	13	38.9	26

FG Sequence

Team Name	Georgia Tech	Opponents
Louisville	54,33	(33),(30),(22),(38)
South Carolina St.	47,(30),(42)	
Ole Miss	43,(22)	(47),(45),55
Wake Forest	(25),(48),(27)	(25)
Miami (FL)	(27)	(30),(39)
Bowling Green		(40)

Numbers in (parentheses) indicate field goal was made



2023-24 Georgia Tech Football
Individual Statistics
All games

All Purpose

Player	g	rush	rcv	pr	kr	ir	total	avg/g
Jamal Haynes	6	409	112	0	47	0	568	94.7
Christian Leary	6	-3	187	0	239	0	423	70.5
Eric Singleton, Jr.	6	0	355	0	0	0	355	59.2
Trey Cooley	6	235	69	0	0	0	304	50.7
Dominick Blaylock	5	0	228	66	0	0	294	58.8
Malik Rutherford	6	0	290	0	0	0	290	48.3
Haynes King	6	222	0	0	0	0	222	37.0
Chase Lane	2	0	105	0	0	0	105	52.5
Abdul Janneh	5	0	104	0	0	0	104	20.8
Jaylon King	6	0	0	0	0	71	71	11.8
Dontae Smith	4	50	16	0	0	0	66	16.5
Luke Benson	6	0	56	0	0	0	56	9.3
Dylan Leonard	6	0	52	0	0	0	52	8.7
Avery Boyd	6	0	46	0	0	0	46	7.7
Evan Dickens	5	32	5	0	0	0	37	7.4
Brett Seither	6	0	26	0	0	0	26	4.3
LaMiles Brooks	6	0	0	0	0	25	25	4.2
Kenan Johnson	6	0	0	0	0	21	21	3.5
Rodney Shelley	6	0	0	18	0	0	18	3.0
Ahmari Harvey	5	0	0	0	0	16	16	3.2
Kyle Kennard	6	0	0	0	0	12	12	2.0
Team	6	-9	0	0	0	0	-9	-1.5
Total	6	936	1651	84	286	145	3102	517.0
Opponents	6	1286	1320	18	160	103	2887	481.2



2023-24 Georgia Tech Football
Overall Defense Statistics
All games

Team Defense

##	Player	gp	Tackles				tfl/yds	Sacks no-yds	Pass defense			Fumbles		blkd	
			ua	a	tot				int-yds	brup	qbh	fr-yds	ff	kick	saf
9	Kyle Kennard	6	18	15	33	5.5-21	4-17	1-12	.	.	2-0	2	.	.	
5	Clayton Powell-Lee	6	14	17	31	.	.	1-0	2	
14	Jaylon King	6	17	13	30	1-3	.	2-71	3	.	1-10	.	1	.	
1	LaMiles Brooks	6	14	11	25	.	.	1-25	4	
13	Paul Moala	6	13	11	24	5.5-24	2-17	.	2	2	.	1	.	.	
7	Trenilyas Tatum	6	8	16	24	.	.	.	1	1	
44	Kyle Efford	6	10	14	24	1	
8	Makius Scott	6	9	14	23	1-3	.	.	1	
16	KJ Wallace	6	15	7	22	1-5	1-5	.	4	.	.	2	.	.	
0	Myles Sims	6	10	12	22	0.5-1	.	.	2	.	1-0	.	.	.	
10	Kenan Johnson	6	16	5	21	.	.	1-21	2	1	.	1	.	.	
97	Eddie Kelly	6	6	14	20	2.5-8	1.5-6	
88	Zeek Biggers	6	5	13	18	2.5-9	1-6	.	2	.	1-6	.	1	.	
4	Braelen Oliver	5	4	12	16	1.5-2	
11	Kevin Harris	6	8	7	15	2-12	1-8	.	.	1	
99	D'Quan Douse	6	4	11	15	1-1	
55	Horace Lockett	4	1	11	12	2.5-5	
3	Andre White Jr.	4	5	7	12	1.5-5	1.5-5	1	.	.	
18	Ahmari Harvey	5	8	3	11	.	.	1-16	1	
27	Josh Robinson	6	2	4	6	0.5-1	
43	Noah Collins	4	1	4	5	
95	Jason Moore	6	2	2	4	0.5-1	.	.	.	1	
25	Taye Seymore	4	2	1	3	
21	Omar Daniels	6	3	.	3	1-2	.	.	1	
15	Sirad Bryant	5	1	1	2	
9	Avery Boyd	6	1	1	2	
27	Chad Alexander	4	1	1	2	1-0	.	.	.	
2	Kenyatta Watson	4	1	.	1	
75	Jakiah Leftwich	6	1	.	1	
0	Trey Cooley	6	1	.	1	
6	Etinosa Reuben	6	.	1	1	
45	Ashton Heflin	1	1	.	1	
Totals		6	202	228	430	30-103	12-64	7-145	25	7	6-16	7	2	0	
Opponents		6	223	158	381	32-107	7-45	7-103	16	16	3-0	3	1	0	



2023-24 Georgia Tech Football
Passing Game-by-Game
All games

#5 Zach Pyron	Comp	Att	Int	Pct	Yards	TD	Long	Sacked	Effic.
South Carolina St.	3	5	1	60.0	20	0	20	0-0	53.6
Totals	3	5	1	60.0	20	0	20	0-0	53.6

#9 Avery Boyd	Comp	Att	Int	Pct	Yards	TD	Long	Sacked	Effic.
Ole Miss	0	1	0	0.0	0	0	0	0-0	0.0
Totals	0	1	0	0.0	0	0	0	0-0	0.0

#10 Haynes King	Comp	Att	Int	Pct	Yards	TD	Long	Sacked	Effic.
Louisville	19	32	1	59.4	313	3	55	1-10	166.2
South Carolina St.	21	29	0	72.4	290	4	55	0-0	201.9
Ole Miss	28	41	0	68.3	307	2	51	2-5	147.3
Wake Forest	16	27	1	59.3	222	2	38	0-0	145.4
Bowling Green	23	37	2	62.2	348	4	53	3-25	166.0
Miami (FL)	12	25	2	48.0	151	1	44	1-5	95.9
Totals	119	191	6	62.3	1631	16	55	7-45	155.4



**2023-24 Georgia Tech Football
Rushing/Receiving Game-by-Game
All games**

Rushing

Player	No-Yds/TD	LOU	SCSt	OM	WF	BGSU	UM
Jamal Haynes	72-409/3	11-51/0	9-113/1	19-72/0	18-95/1	8-45/0	7-33/1
Haynes King	51-222/2	10-53/0	1-0/0	14-42/1	6-53/0	10-28/0	10-46/1
Trey Cooley	50-235/3	9-52/2	10-93/1	13-51/0	7-12/0	2-3/0	9-24/0
Dontae Smith	12-50/0	7-18/0	5-32/0	DNP	-	-	DNP
Evan Dickens	8-32/0	1-1/0	6-29/0	1-2/0	DNP	-	-
Zach Pyron	2-0/0	DNP	1-4/0	DNP	DNP	DNP	1--4/0
Christian Leary	1--3/0	-	1--3/0	-	-	-	-

Receiving

Player	No-Yds/TD	LOU	SCSt	OM	WF	BGSU	UM
Malik Rutherford	25-290/1	5-85/0	5-60/0	4-34/0	2-11/0	6-67/1	3-33/0
Eric Singleton, Jr.	20-355/5	2-34/1	3-69/1	5-97/1	4-50/1	4-85/1	2-20/0
Dominick Blaylock	14-228/1	-	4-46/1	2-17/0	DNP	7-131/0	1-34/0
Christian Leary	13-187/2	2-27/0	3-27/0	5-64/0	1-14/0	1-11/1	1-44/1
Jamal Haynes	12-112/0	4-56/0	2-2/0	3-28/0	2-13/0	1-13/0	-
Trey Cooley	9-69/1	-	2-61/1	4-5/0	2-8/0	1--5/0	-
Chase Lane	6-105/1	3-69/1	3-36/0	DNP	DNP	DNP	DNP
Abdul Janneh	5-104/2	1-33/0	-	DNP	2-47/1	1-16/1	1-8/0
Luke Benson	5-56/0	1-7/0	-	-	1-38/0	-	3-11/0
Dylan Leonard	4-52/0	-	-	2-27/0	1-10/0	1-15/0	-
Avery Boyd	3-46/1	-	-	1-14/1	1-31/0	-	1-1/0
Brett Seither	3-26/2	1-2/1	1-8/1	1-16/0	-	-	-
Dontae Smith	2-16/0	-	1-1/0	DNP	-	1-15/0	DNP
Evan Dickens	1-5/0	-	-	1-5/0	DNP	-	-



**2023-24 Georgia Tech Football
Total Tackles Game-by-Game
All games**

Total Tackles

Player	S-A	Total	LOU	SCSt	OM	WF	BGSU	UM
Kyle Kennard	18-15	33	5-3	3-2	1-2	4-4	2-3	3-1
Clayton Powell-Lee	14-17	31	3-2	0-1	1-3	4-4	2-3	4-4
Jaylon King	17-13	30	7-1	1-2	0-3	4-1	1-2	4-4
LaMiles Brooks	14-11	25	0-1	0-3	4-5	1-0	7-2	2-0
Paul Moala	13-11	24	2-1	2-1	1-3	1-0	3-3	4-3
Kyle Efford	10-14	24	1-0	3-4	2-3	0-1	1-4	3-2
Trenilyas Tatum	8-16	24	2-6	1-1	1-2	1-3	1-3	2-1
Makius Scott	9-14	23	3-0	0-1	2-3	3-4	0-3	1-3
KJ Wallace	15-7	22	3-1	1-0	2-4	4-1	2-1	3-0
Myles Sims	10-12	22	-	0-1	0-2	6-4	1-0	3-5
Kenan Johnson	16-5	21	3-0	1-0	1-2	4-2	3-0	4-1
Eddie Kelly	6-14	20	1-0	2-7	1-0	0-3	2-3	0-1
Zeek Biggers	5-13	18	1-0	1-2	-	0-9	2-1	1-1
Braelen Oliver	4-12	16	DNP	3-2	0-2	0-3	0-3	1-2
Kevin Harris	8-7	15	2-2	1-0	0-1	0-2	3-1	2-1
D'Quan Douse	4-11	15	-	0-3	1-7	-	1-0	2-1
Andre White Jr.	5-7	12	DNP	0-2	DNP	1-3	1-2	3-0
Horace Lockett	1-11	12	DNP	0-2	DNP	0-6	0-2	1-1
Ahmari Harvey	8-3	11	2-1	1-0	2-0	DNP	2-1	1-1
Josh Robinson	2-4	6	1-1	1-1	-	0-1	0-1	-
Noah Collins	1-4	5	0-1	1-3	DNP	-	DNP	-
Jason Moore	2-2	4	1-0	0-1	-	1-1	-	-
Omar Daniels	3-0	3	1-0	-	-	-	2-0	-
Taye Seymore	2-1	3	DNP	0-1	DNP	1-0	-	1-0
Avery Boyd	1-1	2	-	-	-	1-0	0-1	-
Sirad Bryant	1-1	2	-	1-1	-	-	DNP	-
Chad Alexander	1-1	2	DNP	DNP	-	-	0-1	1-0
Trey Cooley	1-0	1	-	-	-	-	-	1-0
Kenyatta Watson	1-0	1	1-0	-	DNP	-	-	DNP
Ashton Heflin	1-0	1	DNP	DNP	1-0	DNP	DNP	DNP
Jakiah Leftwich	1-0	1	1-0	-	-	-	-	-
Etinosa Reuben	0-1	1	-	0-1	-	-	-	-



**2023-24 Georgia Tech Football
Team Game-by-Game
All games**

Date	Opponent	Rushing				Receiving				Passing				Kick Returns				Punt Returns				tot off		
		no.	yds	td	lg	no.	yds	td	lg	cmp	att	int	yds	td	lg	no.	yds	td	lg	no.	yds		td	lg
09/01/2023	Louisville	38	175	2	23	19	313	3	55	19	32	1	313	3	55	2	35	0	18	3	24	0	11	488
09/09/2023	South Carolina St.	33	268	2	67	24	310	4	55	24	34	1	310	4	55	2	55	0	31	4	60	0	20	578
09/16/2023	at Ole Miss	47	167	1	15	28	307	2	51	28	42	0	307	2	51	1	16	0	16	0	0	0	0	474
09/23/2023	at Wake Forest	32	158	1	35	16	222	2	38	16	27	1	222	2	38	2	38	0	22	0	0	0	0	380
09/30/2023	Bowling Green	21	69	0	19	23	348	4	53	23	37	2	348	4	53	6	142	0	43	0	0	0	0	417
10/07/2023	at Miami (FL)	27	99	2	16	12	151	1	44	12	26	2	151	1	44	0	0	0	0	0	0	0	0	250
Georgia Tech		198	936	8	67	122	1651	16	55	122	198	7	1651	16	55	13	286	0	43	7	84	0	20	2587
Opponents		257	1286	13	74	100	1320	7	68	100	168	7	1320	7	68	7	160	0	26	4	18	0	15	2606

Georgia Tech Averages

Games	Avg/ rush	Avg/ catch	Pass effic	KR avg	PR avg	All purpose avg/game	Total offense avg/game
6	4.7	13.5	151.3	22.0	12.0	517.0	431.2

Date	Opponent	Tackles			Sacks	Fumble	Pass Defense			blkd	PAT attempts			off					
		ua	a	total	tfl-yds	no-yds	ff	fr	yds	int-yds	qbh	brup	kick	kick	rush	rcv	saf	t/o	pts
09/01/2023	Louisville	40	20	60	0.0-0	0-0	1	0-0	1-0	2	4	0	4-4	0	0	0	0	0	34
09/09/2023	South Carolina St.	23	42	65	4.0-8	0-0	1	1-0	1-12	0	2	1	6-6	0	0	0	14	48	
09/16/2023	at Ole Miss	20	42	62	3.0-4	1-1	0	0-0	0-0	2	5	1	2-2	0	0	0	0	23	
09/23/2023	at Wake Forest	36	52	88	10.0-42	8-36	3	3-16	2-26	1	5	0	3-3	0	0	0	10	30	
09/30/2023	Bowling Green	36	40	76	8.0-31	2-18	0	0-0	0-0	2	4	0	3-3	0	0	0	0	27	
10/07/2023	at Miami (FL)	47	32	79	5.0-18	1-9	2	2-0	3-107	0	5	0	2-2	0	0	0	16	23	
Georgia Tech		202	228	430	30.0-103	12-64	7	6-16	7-145	7	25	2	20-20	0	0	0	40	185	
Opponents		223	158	381	32.0-107	7-45	3	3-0	7-103	16	16	1	18-20	0	0	0	20	174	

Date	Opponent	Punting										Field Goals			Kickoffs			
		no.	yds	avg	long	blkd	tb	fc	50+	i20	md-att	long	blkd	no.	yds	avg	tb	ob
09/01/2023	Louisville	4	172	43.0	50	0	0	2	1	3	0-2	0	0	5	321	64.2	4	0
09/09/2023	South Carolina St.	0	0	0.0	0	0	0	0	0	0	2-3	42	0	9	585	65.0	9	0
09/16/2023	at Ole Miss	2	78	39.0	40	0	0	0	0	0	1-2	22	1	4	254	63.5	2	0
09/23/2023	at Wake Forest	3	131	43.7	51	0	1	2	1	0	3-3	48	0	7	451	64.4	5	0
09/30/2023	Bowling Green	3	118	39.3	60	0	0	1	1	1	0-0	0	0	4	260	65.0	4	0
10/07/2023	at Miami (FL)	6	271	45.2	58	0	1	2	1	0	1-1	27	0	5	287	57.4	2	1
Georgia Tech		18	770	42.8	60	0	2	7	4	4	7-11	48	1	34	2158	63.5	26	1
Opponents		19	747	39.3	49	0	1	9	0	5	10-11	47	1	36	2242	62.3	18	1



**2023-24 Georgia Tech Football
Opponents Game-by-Game
All games**

Date	Opponent	Rushing				Receiving				Passing				Kick Returns				Punt Returns				tot off		
		no.	yds	td	lg	no.	yds	td	lg	cmp	att	int	yds	td	lg	no.	yds	td	lg	no.	yds		td	lg
09/01/2023	Louisville	34	227	1	74	18	247	3	40	18	31	1	247	3	40	1	23	0	23	2	6	0	8	474
09/09/2023	South Carolina St.	42	196	2	47	10	95	0	25	10	19	1	95	0	25	0	0	0	0	0	0	0	0	291
09/16/2023	at Ole Miss	37	299	5	68	10	251	1	68	10	19	0	251	1	68	2	47	0	26	0	0	0	0	550
09/23/2023	at Wake Forest	52	224	1	29	17	176	1	20	17	30	2	176	1	20	2	44	0	23	1	-3	0	0	400
09/30/2023	Bowling Green	45	175	3	32	21	263	1	50	21	33	0	263	1	50	0	0	0	0	1	15	0	15	438
10/07/2023	at Miami (FL)	47	165	1	12	24	288	1	57	24	36	3	288	1	57	2	46	0	24	0	0	0	0	453
Opponents		257	1286	13	74	100	1320	7	68	100	168	7	1320	7	68	7	160	0	26	4	18	0	15	2606
Georgia Tech		198	936	8	67	122	1651	16	55	122	198	7	1651	16	55	13	286	0	43	7	84	0	20	2587

Opponents Averages

Games	Avg/ rush	Avg/ catch	Pass effic	KR avg	PR avg	All purpose avg/game	Total offense avg/game
6	5.0	13.2	130.9	22.9	4.5	481.2	434.3

Date	Opponent	ua	Tackles			Sacks no-yds	Fumble		Pass Defense			blkd kick	PAT attempts			off					
			a	total	tfl-yds		ff	fr-yds	int-yds	qbh	brup		kick	rush	rcv	saf	t/o	pts			
09/01/2023	Louisville	53	6	59	2.0-11	1	1-0	1	-1	3	2	0	3-3	0	0	0	3	39			
09/09/2023	South Carolina St.	39	26	65	7.0-13	0	1-0	1	0	4	0	0	1-2	0	0	0	0	13			
09/16/2023	at Ole Miss	41	56	97	7.0-24	2	0-0	0	0	7	4	1	6-6	0	0	0	0	48			
09/23/2023	at Wake Forest	30	36	66	5.0-10	0	0-0	1	13	2	2	0	1-2	0	0	0	0	16			
09/30/2023	Bowling Green	32	20	52	6.0-34	3	1-0	2	45	1	2	0	5-5	0	0	0	14	38			
10/07/2023	at Miami (FL)	28	14	42	5.0-15	1	0-0	2	46	3	2	0	2-2	0	0	0	3	20			
Opponents		223	158	381	32.0-107	7	45	3	3-0	7	103	16	16	1	18	20	0	0	0	20	174
Georgia Tech		202	228	430	30.0-103	12	64	7	6-16	7	145	7	25	2	20	20	0	0	0	40	185

Date	Opponent	Punting										Field Goals			Kickoffs				
		no.	yds	avg	long	blkd	tb	fc	50+	i20	md-att	long	blkd	no.	yds	avg	tb	ob	
09/01/2023	Louisville	4	185	46.3	48	0	0	1	0	0	4	4	38	0	9	573	63.7	4	0
09/09/2023	South Carolina St.	6	215	35.8	44	0	0	1	0	0	0	0	0	3	158	52.7	1	0	
09/16/2023	at Ole Miss	1	41	41.0	41	0	0	1	0	0	2	3	47	1	9	563	62.6	6	1
09/23/2023	at Wake Forest	2	64	32.0	48	0	0	1	0	1	1	1	25	0	4	259	64.8	2	0
09/30/2023	Bowling Green	3	126	42.0	49	0	1	2	0	1	1	1	40	0	7	429	61.3	1	0
10/07/2023	at Miami (FL)	3	116	38.7	41	0	0	3	0	3	2	2	39	0	4	260	65.0	4	0
Opponents		19	747	39.3	49	0	1	9	0	5	10	11	47	1	36	2242	62.3	18	1
Georgia Tech		18	770	42.8	60	0	2	7	4	4	7	11	48	1	34	2158	63.5	26	1



**2023-24 Georgia Tech Football
Team Game-by-Game Comparison
All games**

Opponent	Score	First Downs				Pen	Rushing Number-Yards	Passing		Total Offense Plays-Yards	Return Yards	Turn- Overs
		Total	Rush	Pass	Comp-Att.-Int			Yards				
Louisville	34-39	23 / 21	11 / 11	10 / 9	2 / 1	38-175 / 34-227	19-32-1 / 18-31-1	313 / 247	70-488 / 65-474	59 / 28	2 / 1	
South Carolina St.	48-13	28 / 14	14 / 7	12 / 6	2 / 1	33-268 / 42-196	24-34-1 / 10-19-1	310 / 95	67-578 / 61-291	127 / 0	2 / 2	
Ole Miss	23-48	26 / 19	10 / 11	16 / 8	0 / 0	47-167 / 37-299	28-42-0 / 10-19-0	307 / 251	89-474 / 56-550	16 / 47	0 / 0	
Wake Forest	30-16	13 / 29	4 / 17	9 / 8	0 / 4	32-158 / 52-224	16-27-1 / 17-30-2	222 / 176	59-380 / 82-400	80 / 54	1 / 5	
Bowling Green	27-38	27 / 26	6 / 11	18 / 11	3 / 4	21-69 / 45-175	23-37-2 / 21-33-0	348 / 263	58-417 / 78-438	142 / 60	3 / 0	
Miami (FL)	23-20	13 / 23	6 / 10	4 / 12	3 / 1	27-99 / 47-165	12-26-2 / 24-36-3	151 / 288	53-250 / 83-453	107 / 92	2 / 5	
Totals	185-174	130 / 132	51 / 67	69 / 54	10 / 11	198-936 / 257-1286	122-198-7 / 100-168-7	1651 / 1320	396-2587 / 425-2606	531 / 281	10 / 13	

Opponents	3rd Down Conversion	4th Down Conversion	Time of Possession	TOP Margin	Avg Yds/Rush	Avg Yds/Pass	Avg Yds/Play	Punting Number-Avg	Penalties Number-Yards	Sacks
Louisville	6-13 / 1-11	0-1 / 1-1	30:06 / 29:54	00:12	4.6 / 6.7	9.8 / 8.0	7.0 / 7.3	4-43.0 / 4-46.3	2-20.0 / 7-59.0	0 / 1
South Carolina St.	6-10 / 7-15	1-1 / 0-1	28:27 / 31:33	-03:06	8.1 / 4.7	9.1 / 5.0	8.6 / 4.8	0-0.0 / 6-35.8	3-45.0 / 7-29.0	0 / 0
Ole Miss	11-20 / 5-10	2-5 / 1-2	39:17 / 20:43	18:34	3.6 / 8.1	7.3 / 13.2	5.3 / 9.8	2-39.0 / 1-41.0	0-0.0 / 5-40.0	1 / 2
Wake Forest	7-15 / 7-14	0-1 / 1-3	28:01 / 31:59	-03:58	4.9 / 4.3	8.2 / 5.9	6.4 / 4.9	3-43.7 / 2-32.0	14-142.0 / 2-15.0	8 / 0
Bowling Green	2-8 / 10-17	1-3 / 1-2	17:15 / 42:45	-25:30	3.3 / 3.9	9.4 / 8.0	7.2 / 5.6	3-39.3 / 3-42.0	6-46.0 / 10-113.0	2 / 3
Miami (FL)	5-13 / 8-16	0-0 / 0-1	24:34 / 35:26	-10:52	3.7 / 3.5	5.8 / 8.0	4.7 / 5.5	6-45.2 / 3-38.7	11-67.0 / 6-80.0	1 / 1
Totals	37-79 / 38-83	4-11 / 4-10	167:40 / 192:20	-24:40	4.7 / 5.0	8.3 / 7.9	6.5 / 6.1	18-42.8 / 19-39.3	36-320.0 / 37-336.0	12 / 7

Note: Game totals are displayed in the format TEAM/OPPONENT for each category



**2023-24 Georgia Tech Football
By Quarter Statistics
All games**

3rd-Down Conversions

Date	Opponent	Score	Overall	1st Qtr	2nd Qtr	3rd Qtr	4th Qtr	Overtime
09/01/2023	Louisville	L 34-39	6-13 46.2	1-4 25.0	2-2 100.0	0-2 0.0	3-5 60.0	0-0 0.0
09/09/2023	South Carolina St.	W 48-13	6-10 60.0	3-3 100.0	2-3 66.7	0-2 0.0	1-2 50.0	0-0 0.0
09/16/2023	at Ole Miss	L 23-48	11-20 55.0	4-5 80.0	2-4 50.0	4-6 66.7	1-5 20.0	0-0 0.0
09/23/2023	at Wake Forest	W 30-16	7-15 46.7	2-3 66.7	2-5 40.0	2-3 66.7	1-4 25.0	0-0 0.0
09/30/2023	Bowling Green	L 27-38	2-8 25.0	0-1 0.0	1-4 25.0	0-2 0.0	1-1 100.0	0-0 0.0
10/07/2023	at Miami (FL)	W 23-20	5-13 38.5	0-3 0.0	2-4 50.0	3-4 75.0	0-2 0.0	0-0 0.0
Georgia Tech			37-79 46.8	10-19 52.6	11-22 50.0	9-19 47.4	7-19 36.8	0-0 0.0
Opponents			38-83 45.8	8-21 38.1	11-26 42.3	10-16 62.5	9-20 45.0	0-0 0.0

4th-Down Conversions

Date	Opponent	Score	Overall	1st Qtr	2nd Qtr	3rd Qtr	4th Qtr	Overtime
09/01/2023	Louisville	L 34-39	0-1 0.0	0-0 0.0	0-0 0.0	0-0 0.0	0-1 0.0	0-0 0.0
09/09/2023	South Carolina St.	W 48-13	1-1 100.0	0-0 0.0	0-0 0.0	1-1 100.0	0-0 0.0	0-0 0.0
09/16/2023	at Ole Miss	L 23-48	2-5 40.0	0-0 0.0	0-1 0.0	0-1 0.0	2-3 66.7	0-0 0.0
09/23/2023	at Wake Forest	W 30-16	0-1 0.0	0-0 0.0	0-0 0.0	0-0 0.0	0-1 0.0	0-0 0.0
09/30/2023	Bowling Green	L 27-38	1-3 33.3	0-0 0.0	0-1 0.0	1-2 50.0	0-0 0.0	0-0 0.0
10/07/2023	at Miami (FL)	W 23-20	0-0 0.0	0-0 0.0	0-0 0.0	0-0 0.0	0-0 0.0	0-0 0.0
Georgia Tech			4-11 36.4	0-0 0.0	0-2 0.0	2-4 50.0	2-5 40.0	0-0 0.0
Opponents			4-10 40.0	1-3 33.3	2-3 66.7	1-2 50.0	0-2 0.0	0-0 0.0

Time of Possession

Date	Opponent	Score	Overall	1st Qtr	2nd Qtr	3rd Qtr	4th Qtr	Overtime
09/01/2023	Louisville	L 34-39	30:06	06:36	08:56	03:31	11:03	00:00
09/09/2023	South Carolina St.	W 48-13	28:27	04:06	10:40	05:31	08:10	00:00
09/16/2023	at Ole Miss	L 23-48	39:17	06:21	13:59	08:56	10:01	00:00
09/23/2023	at Wake Forest	W 30-16	28:01	03:42	10:02	04:01	10:16	00:00
09/30/2023	Bowling Green	L 27-38	17:15	03:45	03:51	06:02	03:37	00:00
10/07/2023	at Miami (FL)	W 23-20	24:34	05:19	08:14	06:09	04:52	00:00
Georgia Tech			Total 167:40	29:49	55:42	34:10	47:59	00:00
			Avg. 27:57	04:58	09:17	05:42	08:00	00:00
Opponents			Total 192:20	49:32	44:57	47:40	50:11	00:00
			Avg. 32:03	08:15	07:30	07:57	08:22	00:00



2023-24 Georgia Tech Football
Red-Zone Results
All games

Georgia Tech Inside Opponent Red-Zone

Date	Opponent	Score	Times In RZ	Times Scored	Total Pts	Total TDs	Rush TDs	Pass TDs	FGs Made	Failed to score inside RZ					
										FGA	Down	Int	Fumb	Half	Game
09/01/2023	Louisville	L 34-39	5	3	20	3	1	2	0	1	0	0	1	0	0
09/09/2023	South Carolina St.	W 48-13	6	5	31	4	2	2	1	1	0	0	1	0	0
09/16/2023	at Ole Miss	L 23-48	5	4	23	3	1	2	1	1	1	0	0	0	0
09/23/2023	at Wake Forest	W 30-16	2	2	6	0	0	0	2	2	0	0	0	0	0
09/30/2023	Bowling Green	L 27-38	5	3	20	3	0	3	0	0	1	1	0	0	0
10/07/2023	at Miami (FL)	W 23-20	3	3	17	2	2	0	1	1	0	0	0	0	0
Totals 20 of 26 (76.9%)			26	20	117	15	6	9	5	6	2	1	2	0	0

Opponents Inside Georgia Tech Red-Zone

Date	Opponent	Score	Times In RZ	Times Scored	Total Pts	Total TDs	Rush TDs	Pass TDs	FGs Made	Failed to score inside RZ					
										FGA	Down	Int	Fumb	Half	Game
09/01/2023	Louisville	L 34-39	6	6	29	3	0	3	3	3	0	0	0	0	0
09/09/2023	South Carolina St.	W 48-13	2	2	13	2	2	0	0	0	0	0	0	0	0
09/16/2023	Ole Miss	L 23-48	4	3	21	3	3	0	0	0	1	0	0	0	0
09/23/2023	Wake Forest	W 30-16	3	3	16	2	1	1	1	1	0	0	0	0	0
09/30/2023	Bowling Green	L 27-38	5	5	31	4	3	1	1	1	0	0	0	0	0
10/07/2023	Miami (FL)	W 23-20	4	3	13	1	1	0	2	2	0	1	0	0	0
Totals 22 of 24 (91.7%)			24	22	123	15	10	5	7	7	1	1	0	0	0



**2023-24 Georgia Tech Football
Individual Game Highs
All games**

Georgia Tech - Individual Game Highs

RUSHES	19	Jamal Haynes at Ole Miss (09/16/2023)
YARDS RUSHING	113	Jamal Haynes vs South Carolina St. (09/09/2023)
TD RUSHES	2	Trey Cooley vs Louisville (09/01/2023)
LONG RUSH	67	Jamal Haynes vs South Carolina St. (09/09/2023)
PASS ATTEMPTS	41	Haynes King at Ole Miss (09/16/2023)
PASS COMPLETIONS	28	Haynes King at Ole Miss (09/16/2023)
YARDS PASSING	348	Haynes King vs Bowling Green (09/30/2023)
TD PASSES	4	Haynes King vs Bowling Green (09/30/2023)
	4	Haynes King vs South Carolina St. (09/09/2023)
LONG PASS	55	Haynes King vs South Carolina St. (09/09/2023)
	55	Haynes King vs Louisville (09/01/2023)
RECEPTIONS	7	Dominick Blaylock vs Bowling Green (09/30/2023)
YARDS RECEIVING	131	Dominick Blaylock vs Bowling Green (09/30/2023)
TD RECEPTIONS	1	Christian Leary at Miami (FL) (10/07/2023)
	1	Malik Rutherford vs Bowling Green (09/30/2023)
	1	Christian Leary vs Bowling Green (09/30/2023)
	1	Abdul Janneh vs Bowling Green (09/30/2023)
	1	Eric Singleton, Jr. vs Bowling Green (09/30/2023)
	1	Eric Singleton, Jr. at Wake Forest (09/23/2023)
	1	Abdul Janneh at Wake Forest (09/23/2023)
	1	Avery Boyd at Ole Miss (09/16/2023)
	1	Eric Singleton, Jr. at Ole Miss (09/16/2023)
	1	Brett Seither vs South Carolina St. (09/09/2023)
	1	Dominick Blaylock vs South Carolina St. (09/09/2023)
	1	Trey Cooley vs South Carolina St. (09/09/2023)
	1	Eric Singleton, Jr. vs South Carolina St. (09/09/2023)
	1	Brett Seither vs Louisville (09/01/2023)
	1	Chase Lane vs Louisville (09/01/2023)
	1	Eric Singleton, Jr. vs Louisville (09/01/2023)
LONG RECEPTION	55	Trey Cooley vs South Carolina St. (09/09/2023)
	55	Malik Rutherford vs Louisville (09/01/2023)
PUNTS	6	David Shanahan at Miami (FL) (10/07/2023)
PUNTING AVG	45.2	David Shanahan at Miami (FL) (10/07/2023)
LONG PUNT	60	David Shanahan vs Bowling Green (09/30/2023)
PUNTS INSIDE 20	3	David Shanahan vs Louisville (09/01/2023)
LONG PUNT RETURN	20	Dominick Blaylock vs South Carolina St. (09/09/2023)
LONG KICKOFF RETURN	43	Christian Leary vs Bowling Green (09/30/2023)
TACKLES	10	Myles Sims at Wake Forest (09/23/2023)
SACKS	4	Kyle Kennard at Wake Forest (09/23/2023)
TACKLES FOR LOSS	4	Kyle Kennard at Wake Forest (09/23/2023)



2023-24 Georgia Tech Football
Team Game Highs
All games

Georgia Tech - Game Highs

RUSHES	47	at Ole Miss (09/16/2023)
YARDS RUSHING	268	South Carolina St. (09/09/2023)
YARDS PER RUSH	8.1	South Carolina St. (09/09/2023)
TD RUSHES	2 2 2	at Miami (FL) (10/07/2023) South Carolina St. (09/09/2023) Louisville (09/01/2023)
PASS ATTEMPTS	42	at Ole Miss (09/16/2023)
PASS COMPLETIONS	28	at Ole Miss (09/16/2023)
YARDS PASSING	348	Bowling Green (09/30/2023)
YARDS PER PASS	9.8	Louisville (09/01/2023)
TD PASSES	4 4	Bowling Green (09/30/2023) South Carolina St. (09/09/2023)
TOTAL PLAYS	89	at Ole Miss (09/16/2023)
TOTAL OFFENSE	578	South Carolina St. (09/09/2023)
YARDS PER PLAY	8.6	South Carolina St. (09/09/2023)
POINTS	48	South Carolina St. (09/09/2023)
SACKS BY	8	at Wake Forest (09/23/2023)
FIRST DOWNS	28	South Carolina St. (09/09/2023)
PENALTIES	14	at Wake Forest (09/23/2023)
PENALTY YARDS	142	at Wake Forest (09/23/2023)
TURNOVERS	3	Bowling Green (09/30/2023)
PUNTS	6	at Miami (FL) (10/07/2023)
PUNTING AVG	45.2	at Miami (FL) (10/07/2023)
LONG PUNT	60	Bowling Green (09/30/2023)
PUNTS INSIDE 20	3	Louisville (09/01/2023)
LONG PUNT RETURN	20	South Carolina St. (09/09/2023)