

BOWLING GREEN

GEORGIA TECH
September 30, 2023
3:30 p.m. • ACC Network
Atlanta, Ga.
Bobby Dodd Stadium (55,000)



1959 NATIONAL CHAMPIONS • 12 MAC CHAMPIONSHIPS



BOWLING GREEN FALCONS

Record: 1-3, **MAC:** 0-1

Head Coach: Scot Loeffler

BG Record: 14-32 • fifth season

Career Record: 14-32 • fifth season

Loeffler vs. GT: First Meeting

GEORGIA TECH YELLOW JACKETS

Record: 2-2, **ACC:** 1-1

Head Coach: Brent Key

GT Record: 6-6 • second season

Career Record: 6-6 • second season

Key vs. BG: First Meeting

Date:	Sat., Sept. 30, 2023
Location:	Atlanta, Ga.
Stadium:	Bobby Dodd Stadium (55,000)
Series vs. GT:	GT leads, 1-0
In Atlanta:	GT leads, 1-0
at Bobby Dodd Stadium:	GT leads, 1-0
Last Meeting:	2018 (at GT, L, 17-63)
First Meeting:	2018 (at GT, L, 17-63)
Largest BGSU Win:	N/A
Longest BGSU Win Streak:	N/A
Loeffler vs. Key:	First Meeting
Websites:	BGSUFalcons.com RamblinWreck.com

2023 SCHEDULE

Date	Opponent	Time/Result	TV
S. 2	at Liberty	L/24-34	CBSSN
S. 9	EASTERN ILLINOIS	W/38-15	ESPN+
S. 16	at ²² Michigan	L/6-31	BTN
S. 23	OHIO*	L/7-38	ESPN+
S. 30	at Georgia Tech	3:30 p.m.	ACCN
O. 7	at Miami (OH)*	3:30 p.m.	ESPN+
O. 14	at Buffalo*	3:30 p.m.	TBA
O. 21	AKRON*	TBA	TBA
N. 1	BALL STATE*®	7/7:30 p.m.	TBA
N. 8	at Kent State*®	7/7:30 p.m.	TBA
N. 14	TOLEDO*†	7 p.m.	TBA
N. 21	at Western Michigan*†	7/7:30 p.m.	TBA

AllTimes Eastern; *MAC game; †Tues; ®Wed.

OPENING KICK

FALCONS SOAR DOWN SOUTH TO THE PEACH STATE

• Bowling Green State University concludes non-conference play on Saturday when the Falcons travel to Atlanta to face the Georgia Tech Yellow Jackets.

FIVE TOP STORYLINES

- Bowling Green is playing in the state of Georgia for just the second time in program history. BG also played at Georgia Tech in 2018.
- WR **Odieu Hiliare** has a catch in 39-straight games, which includes his career at Alabama A&M (2019-21). It is the fifth-best active streak in the nation. The Belle Glade, Fla., native has 175 career receptions for 2,291 career receiving yards and 21 receiving touchdowns.
- RB **Terion Stewart** rushed 12 times for 107 yards (8.9 ypr.) and one touchdown last time out against Ohio. Stewart is averaging 6.6 yards per rush for his career (139 career rushes), which currently ranks No. 1 all-time in program history.
- BGSU running backs have rushed for four touchdowns through four games, three of which are by Stewart (sat out 2022). That is already double BG's output by running backs in 2022.
- Bowling Green has limited all four of its opponents this season to under 400 yards of total offense, including Liberty (389) who currently ranks No. 11 nationally (501.0 ypg). BGSU is the only team to hold Michigan under 400 yards. Georgia Tech is No. 17 nationally in total offense at 480 total yards per game.



RB Terion Stewart is averaging 6.6 yards per carry for his career, which ranks No. 1 all-time in program history.

LOEFFLER AND BGSU COACHING STAFF TO TAKE PART IN COACH TO CURE MD

- Scot Loeffler and his coaching staff will take part in Coach to Cure MD on Saturday at Georgia Tech.
- Coach to Cure MD is a nationwide project designed to build awareness and funding to support researchers trying to find a treatment and cure for Duchenne Muscular Dystrophy research.
- The Bowling Green coaching staff will be wearing the Coach to Cure MD patches during Saturday's game.
- This is the 15th-annual Coach to Cure MD effort and all American Football Coaches Association (AFCA) members will wear a Coach to Cure MD logo patch during games this week. Last year they took a hiatus due to the COVID-19 pandemic.
- Coach to Cure MD is a partnership between the American Football Coaches Association (AFCA) and Parent Project Muscular Dystrophy (PPMD), the largest nonprofit organization in the United States focused entirely on Duchenne Muscular Dystrophy, the leading childhood genetic killer of young men.



ON THE AIR

ACC Network

Chris Cotter, play-by-play
Mark Herzlich, analyst
Marilyn Payne, sideline



Falcon Sports Radio Network

Todd Walker, play-by-play
John Gibson, analyst
Kevin Piel, sideline



Satellite Radio

SiriusXM 193 • Internet 992



BOWLING GREEN COACHES

ON THE FIELD

Scot Loeffler, Head Coach
Erik Campbell, Passing Game Coordinator/Wide Receivers
Julian Campenni, Assistant HC/Def. Run Game Coord./DL
Alex Bayer/Special Teams Coordinator/Tight Ends
Sammy Lawanson/Co-Defensive Coordinator/OLBs
Greg Nosal, Co-Offensive Coord./Offensive Line
Beyah Rasool, Cornerbacks/Special Teams
Jack McCarthy, Offensive Quality Control
Grant Strock, Offensive Graduate Assistant
Brady Thomas, Defensive Graduate Assistant

IN THE BOOTH

Steve Morrison, Co-Defensive Coordinator/ILBs
Max Warner, Co-Offensive Coord./Quarterbacks
Brian White/Running Backs
Derrick Jackson/Defensive Pass Game Coord./Secondary
Johnny Caughman, Defensive Quality Control

STRATEGIC COMMUNICATIONS

Asst. AD for Strategic Communications

Vincent Briedis • @VincentBriedis X
O: (419) 372-7075 • C: (434) 326-3792 • vinceb@bgsu.edu

Secondary Football Contact (Players)

Kyle Edmond • @kyleedmond7 X
O: (419) 372-4027 • C: (419) 618-3485 • kedmond@bgsu.edu

#ToTheMoon: BY THE NUMBERS

- 1 While BGSU has wins against current/former ACC members, a win on Saturday would be the Falcons' first against an active ACC program at the time of the game.
- 3 ILB Darren Anders is just the third Falcon since 2000 to reach 300 career tackles. Anders enters Saturday's game with 300 career tackles on the nose.
- 40 RB Terion Stewart needs 78 rushing yards to become the 40th Falcon in program history to reach 1,000 career rushing yards.

#TOTHEMOON



@BG_Football



@BGSUFootball



@BGSUFootball

THIS WEEK'S SCHEDULE	24 SUNDAY	25 MONDAY	26 TUESDAY	27 WEDNESDAY	28 THURSDAY	29 FRIDAY	30 SATURDAY
	No availability	<ul style="list-style-type: none"> Weekly press conference (12:30 p.m.) Falcon Nest Coaches Show (6 p.m.) 	Player availability upon request	Player availability upon request	No availability	No availability	Game No. 5 at Georgia Tech 3:30 p.m. ACC Network Atlanta, Ga.

WEEKLY PRESS CONFERENCE

Football coach Scot Loeffler will hold a weekly media press conference in the Wilcox Room on the third floor of the Sebo Athletic Center. All members of the media are welcome to attend. Out-of-town media should contact Vincent Briedis to gain access to the TEAMS link for the Monday press conference. Audio and video of each weekly press conference will be available at BGSUFalcons.com shortly after the completion of the press conference.

The only weekly press conferences not on the Monday of game week will be for the Ball State, Kent State, Toledo and Western Michigan games. The press conference for Ball State Game Week will be on Fri., Oct. 27. The press conference for the Kent State Game Week will be on Fri., Nov. 3. The press conference for the Toledo Game Week will be on Thurs., Nov. 9. The press conference for the Western Michigan Week will be on Thurs., Nov. 16.

PLAYER INTERVIEWS

Players are available for only interviews each Monday depending on class schedules. If you have specific player interview requests, they should be directed to Kyle Edmond in the Bowling Green strategic communications office by noon Sunday.

Please allow at least 24 hours to set up interviews with players. Arrangements can be made for telephone and in-person interviews at a time that is mutually agreeable to the reporter/broadcaster and the athlete, should there be a scheduling conflict.

No player or coach interviews will be arranged after Wednesday during game week (for Saturday games), or what is equivalent of "Wednesday" for the MACtion weeks.

POSTGAME INTERVIEWS


Coach Loeffler will hold his postgame press conference in person. At **home** Coach Loeffler and select players will be available in the Sentinel-Tribune Room located between the two locker rooms, following the normal cooling-off period. BGSU observes a closed locker room policy. The Sentinel-Tribune Room is on the east side of the stadium (opposite the press box), and can be entered through the tunnels at either the north or south end.

On the Road: Coach Loeffler and requested players will be made available in a designated media room or just outside the locker room following the normal cooling-off period.

FACT BOOK/ROSTER FILES

Bowling Green's fact book is available online throughout the season at BGSUFalcons.com at this link:

<https://bgsufalcons.com/2023FootballMediaCenter>

The most up-to-date Bowling Green roster files also are available at BGSUFalcons.com. Audio pronunciations of player names can be viewed by clicking on the  next to the player/coach name on their bio or roster.

WEEKLY GAME NOTES

Bowling Green's game notes will be available by the start of the weekly Scot Loeffler Press Conference. They also can be accessed online in PDF format at BGSUFalcons.com. If you are interested in receiving the weekly game notes via email, please contact Vincent Briedis.

CREDENTIALS

Requests for working press credentials should be made to the BGSU Strategic Communications Office. Requests should be made at least one week in advance. Late requests will be honored if space is available, but parking cannot be guaranteed for requests less than one week in advance. Scouts and non-working media will be seated if space is available, dependent on league and national rules.

All requests can be made using the following link:
<https://bgsufalcons.com/2023FootballMediaCenter>

COLLEGE PRESS BOX.COM

CollegePressBox.com is the official media website for Division I football. Access and download weekly game notes, quotes, statistics, media guides, headshots, logos and more for each conference and its member schools. Register for access at collegepressbox.com/register.



STRATEGIC COMMUNICATIONS



VINCENT BRIEDIS

Asst. AD for Strategic Communications (Primary Football Contact)


Office: 419-372-7075
 Mobile: 434-326-3792
vinceb@bgsu.edu
[@VincentBriedis](#)



MIKE CIHON

Assoc. Director for Strategic Communications

Office: 419-372-0474
 Mobile: 419-308-0691
mjcion@bgsu.edu
[@MikeCihon](#)



KYLE EDMOND

Assistant Director for Strategic Communications (Secondary Football Contact)

Office: 419-372-4027
 Mobile: 419-618-3485
kedmond@bgsu.edu
[@kyleedmond7](#)



KENNA HANCOCK

Strategic Communications Assistant

Mobile: 717-825-9256
hancock@bgsu.edu

MAILING ADDRESS

Sebo Athletic Center
 1610 Stadium Dr.
 Bowling Green, OH 43403

PRONUNCIATION GUIDE

COACH PRONUNCIATION GUIDE

Scot Loeffler	LEFF-luhr
Julian Campenni	cam-PENNY
Sammy Lawanson	La-WON-son
Greg Nosal	NO-sal
Beyah Rasool	BAY-ah RAH-SOOL

PLAYER PRONUNCIATION GUIDE

David Afogho	AH-foe-GO
Chris Akporoghene	aw-PO-ROW-go-nay
Alan Anaya	A-NYE-AH
Lucian Anderson	Loo-shuh n
Connor Bazalak	bays-lack
Armon Bethea	ARE-mon buth-THAY
Jhaylin Embry	JAY-linn
Shamon Duncan-Niusulu	SHA-mon Duncan-New-SUE-Lou
Tunde Fatukasi	tune-day, faa-too-KAH-see
Davon Ferguson	Day-Von
Levi Gazarek	guh-ZAIR-eck
Dominic Grguric	GAH-gur-ICK
Marquette Harris	Mar-qu-wet
Odieu Hiliare	Oh-Do Hill-Air
Abdul-Fatai Ibrahim	Abdul-Fah-thai EEB-RUH-HEEM
Ta'ron Keith	Tah-Ron
Dierre Kelly	Dee-Air
Jackson Kleather	Klee-thur
Darius Lorflis	Lore-Fills
Avi McGary	AY-vee
Cynceir McNeal	sincere
Diego Neri	Near-ee
Jordan Oladokun	Oh-LAH-Doe-KUN
Jaison Patterson	Jye-Son
Tracy Revels	Rev-els
Ali Saad	ollie sod
Terion Stewart	TERRY - on
Kitione Tau	Key-tee-own-ee, Tau
Hayden Timosciek	Tim-oh-Shack
PaSean Wimberly	PAY-shawn

WHAT'S INSIDE

Game Information	1	BGSU's Record When	16	Season Analysis	24
Media Information/Schedule	2	100-yard/200-yard/300-yard Games	16	Game-By-Game Stats	25-34
Bowling Green State University Facts	3	Active Reception Streak	16	Bowling Green Team Highs/Lows	35
Bowling Green vs. Georgia Tech	4-5	Opening Drives/Goal-to-Goal	17	Opponent Team Highs/Lows	36
Team Notes	6-10	Starting Field Position/Penalties	17	Bowling Green/Opponent Indiv. Highs	37
MAC Standings/Preseason Poll	6	Falcons in the Stat Rankings	18	Participation	38
Career Starts/ 2023 BGSU Opponents	10	BGSU Career Receptions List	18	Drive Charts	39
BGSU Overtime Games	10	Falcons in the NFL	18	Game-By-Game Summaries	40-41
Connor Bazelak	11	Individual Statistics	19-20	Career Highs	42-43
Camden Orth	12	Team Statistics	21	Bowling Green Long Plays	44
Head Coach Scot Loeffler	13-14	Defensive Statistics	22	The Last Time	44
Honors & Awards	15	Game-By-Game Starters	23	Bowling Green Rosters	45-46
Did You Know?	15	Statistical Leaders Game-By-Game	23	Depth Chart	47
Game-By-Game Notables	16	Drive Analysis/Turnover Summary	23		

BOWLING GREEN FACTS

BOWLING GREEN STATE UNIVERSITY

Location	Bowling Green, Ohio
Founded	1910
Enrollment	18,792
President	Dr. Rodney Rogers
Director of Athletics	Derek van der Merwe
Faculty Representative	Dr. Ray Schneider Dr. Donna Trautman
Nickname	Falcons
Mascots	Freddie and Frieda Falcon
Colors	Orange and Brown
Songs	Ay Ziggy Zoomba Forward Falcons Alma Mater
Stadium	Doyt Perry Stadium
Capacity	24,000
Surface	Shaw SportTurf
Doyt Perry Stadium Opened	Oct. 1, 1966
All-Time Record at Doyt Perry Stadium	175-111-6
Affiliations	NCAA, Division I-FBS, Mid-American (East Division)

FOOTBALL INFORMATION

First Year of Football	1919
All-Time Record	557-422-52 (105th season)
All-Time MAC Record	293-204-11 (72nd season)
MAC Championships	1956, 1959, 1961, 1962, 1964, 1965, 1982, 1985, 1991, 1992, 2013, 2015
All-Time Bowl Record	5-7
Offensive Alignment	No Huddle Multiple
Defensive Alignment	Multiple

COACHING STAFF

Head Coach	Scot Loeffler
Co-DC/Inside Linebackers	Steve Morrison
Co-DC/Outside Linebackers	Sammy Lawanson
Co-OC/Offensive Line	Greg Nosal
Co-OC/Quarterbacks	Max Warner
Special Teams Coordinator/TEs	Alex Bayer
Asst. HC/DRGC/Defensive Line	Julian Campenni
Passing Game Coord./WR	Erik Campbell
Def. Pass Game Coord./Secondary	Derrick Jackson
Cornerbacks/Special Teams Asst.	Beyah Rasool
Running Backs	Brian White
Head Football Sports Performance	Kevin Tolbert
Asst. Director of FB Sports Performance	Ian Samuelson
Offensive GA	Grant Strock
Defensive GA	Brady Thomas
Johnny Caughman	Defensive Quality Control
Jack McCarthy	Offensive Quality Control

SUPPORT STAFF

Director of Football Operations	Damaris Linker
Assistant Director of FB Operations	Jovannah East
Dir. of Personnel/Recruiting	Chris Haase
Assistant Director of Player Personnel	Camden Dietz
Athletic Trainer	Dani Coppes
Football Video Coordinator	Tony Palmieri
Assistant AD for SA Services	Chrissy Steffen

THE FALCONS

The nickname Falcons was chosen for BGSU athletic teams in 1927. It was suggested by the sports editor of the Daily Sentinel Tribune, who thought the nickname was fitting because it was indicative of a powerful bird that was small in stature, its coloring represented the school colors, and, like the athlete, the falcon must go through a long period of training before battle. Freddie and Frieda Falcon are the campus mascots.

UNIVERSITY COLORS

The historical story behind how BGSU began using Brown and Orange as its school colors dates back to 1914.

Dr. Williams, the university's first President, gathered a group of people which included a Dr. L.L. Winslow from Industrial Arts as a selection committee for the school's new colors. While on an interurban (or trolley) ride to Toledo, Dr. Winslow sat behind a woman wearing a large hat adorned with beautiful brown and orange feathers. It is unclear whether or not she ever actually gave him a few of these feathers from her hat, however, he was so interested in the color scheme of the pair that he convinced the committee to approve the combination of Brown and Orange.

INSPIRATION TO THE CLEVELAND BROWNS

It was early in the calendar year of 1946 and Browns general manager/head coach Paul Brown was scouring Ohio, looking for a training camp site for that summer on which the team could get ready for its inaugural season in the start-up All-America Football Conference.

His travels took him to Bowling Green and Bowling Green State University. Brown was interested in the school because it was far enough away from Cleveland that he could sequester his team there away from all the noise and chatter of the big city, but close enough that the Browns, when they needed to, could get back to Cleveland in a decent amount of time (two hours-plus at a point in history before the existence of the Ohio Turnpike).

Brown was getting a tour when he stopped in an athletic building. What caught his attention was a framed BGSU football jersey on a wall. He really liked the school's orange-and-brown color combination and the rest is history.

SONGS OF BGSU

President Ralph McDonald opened a five-year contest during which each year a college song was chosen and presented on Honors Day. At the end of the five-year period, a committee convened to listen to all five winners. Edith Ludwig Bell's composition was publicly presented as The Alma Mater of BGSU at the Golden Anniversary Convocation on May 19, 1960.

Before 1948, there was not an official fight song for campus. The Commoners, a men's independent group, created a contest for a new fight song. Following the students' lead, campus officials asked the music department to develop an official fight song. Dr. Wayne Bohrstedt, assistant professor of music from 1947-53, composed the current song, "Forward Falcons." The words were written by Sidney Freeman, a graduate assistant in the English department.

Brought to Bowling Green over half a century ago by original SICSIC member and World War II veteran Gilbert Fox, "Ay Ziggy Zoomba" is BGSU's unofficial fight song. In 1946, Fox, an Army Air Corps bombardier who served in Italy, brought his interpretation based upon a Zulu war chant back to the University.

YOU ARE NOT FORGOTTEN

Bowling Green has a permanently unoccupied seat in Doyt Perry Stadium to honor the tens of thousands of military personnel who are or were prisoners of war (POW) or have been declared missing in action (MIA).

POW/MIA Chair of Honor is a national program designed to remember prisoners of war and those missing in action. The chair was permanently installed in the stadium in 2014 to help visitors and fans remember that even though our service members are not with us, they are not forgotten.



BGSU VS. OHIO • SERIES HISTORY

- ▶ GT leads, 1-0 • **At BGSU: N/A** • **On Road:** GT leads, 1-0 • **at Neutral Site:** N/A
- ▶ **Longest BG win streak:** N/A • **Longest GT win Streak:** 1 (2018-Present) • **Largest BG Victory:** N/A

Season Site	BG Coach	W/L/T	Score	BG Rank	GT Coach	Opp. Rank
2018 GT	Mike Jinks	L	17-63	NR	Paul Johnson	NR

ON THIS DATE • SEPT. 30

- ▶ Bowling Green has played 12 previous games in its history on Sept. 23. The Falcons are 5-5-2 all-time on this date.

Season	Site	BGSU Coach	W/L/T	Score	BGSU Rank	Opponent	Opp. Coach	Opp. Rank
1944	Home	Robert H. Whittaker	L	6-13	NR	Baldwin Wallace	Unknown	NR
1950	Away	Robert H. Whittaker	T	0-0	NR	Rider	Unknown	NR
1955	Away	Doyt L. Perry	T	6-6	NR	Kent State	Trevor J. Rees	NR
1961	Away	Doyt L. Perry	W	40-0	NR	Marshall	Charlie Snyder	NR
1967	Home	Bob Gibson	W	29-0	NR	Quantico Marines	Frank Marcus	NR
1972	Away	Don Nehlen	W	16-7	NR	Miami	Bill Mallory	NR
1978	Home	Denny Stolz	W	49-3	NR	Grand Valley State	E. James Harkema	NR
1989	Home	Moe Ankney	W	24-20	NR	Central Michigan	Herb Deromedi	NR
1995	Away	Gary Blackney	L	16-22	NR	Central Michigan	Dick Flynn	NR
2000	Away	Gary Blackney	L	17-20	NR	Buffalo	Craig Cirbus	NR
2006	Home	Gregg Brandon	L	3-38	NR	Kent State	Doug Martin	NR
2017	Away	Mike Jinks	L	13-24	NR	Middle Tenn. State	Rick Stockstill	NR

BOWLING GREEN VS. GEORGIA TECH

- Georgia Tech won the only previous meeting between these two programs in a series that started in 2018.
- Bowling Green is 3-9 all-time against current schools from the Atlantic Coast Conference. BGSU is 2-0 against Syracuse, earning wins in 1973 and 1976. The Falcons also defeated then-No. 25 Pitt to open the 2008 season. BGSU's last game against an ACC team was also the last time the Falcons and Yellow Jackets met in 2018.
- BGSU is 0-1 vs. Boston College, 0-1 vs. North Carolina, 0-1 vs. NC State, 1-3 vs. Pitt, 2-0 vs. Syracuse and 0-3 vs. Virginia Tech.
- A win over Georgia Tech would be the first for the Falcons over a team while they were an active member of the Atlantic Coast Conference.
- The Falcons did beat ACC-founding member Maryland in College Park, Md., in 2015, the Terrapins' first year in the Big Ten.

SCOT LOEFFLER'S TIME IN THE ACC

- BGSU head coach Scot Loeffler spent six years in the ACC as an offensive coordinator and quarterbacks coach. Loeffler was Frank Beamer's last OC at Virginia Tech from 2013-15. He later served as deputy head coach and offensive coordinator for head coach Steve Addazio at Boston College from 2016-18 before taking the BGSU job in 2019.
- Loeffler's first game as the offensive coordinator at Boston College was against Georgia Tech in Dublin, Ireland, to start the 2016 season.
- Loeffler's last game at Bobby Dodd Stadium was as the offensive coordinator at Virginia Tech. In 2015 the Hokies came to Atlanta and won, 23-21, when Georgia Tech celebrated its 1990 National Championship team (25 years).
- Loeffler and the Hokies also left Bobby Dodd Stadium in 2013 with a 17-10 win, which is his only other time as a visitor at GT.
- Loeffler as an OC against Georgia Tech is 2-2 all-time with both wins coming at Bobby Dodd Stadium.

SCOTTY MILLER ONCE A FALCON ALWAYS A FALCON

- Despite the one-sided affair in favor of Georgia Tech in 2018, former BGSU wide receiver Scotty Miller had himself a day.
- Miller led all players with 10 receptions for 117 receiving yards in the 2018 meeting with Georgia Tech.
- Miller signed with the Atlanta Falcons heading into the 2023 season after appearing in 50 career games with the Tampa Bay Buccaneers from 2019-22, including being one of Tom Brady's targets during the Super Bowl LV season.

HOME SWEET GEORGIA

- Bowling Green has five players who hail from the state of Georgia.
- QB Lucian Anderson is from Athens (Clarke Central HS), OT Darius Gaddy is from Atlanta (Meadow-creek), OLB Alijah Williams and LS Aiden Wilson are from Buford (Buford HS) and ILB Chris Williams is from Alpharetta (King's Ridge Christian).

NEXT GAME IS AT MIAMI

- Bowling Green and Georgia Tech each will face Miami on Oct. 7. BGSU will travel to Oxford, Ohio to face the Miami University RedHawks, while Georgia Tech heads to Miami Gardens to face the University of Miami Hurricanes.
- Miami (OH) opened the 2023 at Miami, which the Hurricanes won, 38-3.

BOWLING GREEN - GT CONNECTIONS

- Georgia Tech's Braelen Oliver transferred from Minnesota where he spent 2018-22. In BGSU's 2021 win at Minnesota, Oliver made three tackles, forced a fumble and had one QB hurry. In 2020 he was teammates at Minnesota with BGSU's Ali Saad.
- Below is a list of connections between players on Bowling Green's roster and those on Georgia Tech's roster:

Bowling Green	Previous School	GT
Ali Saad	Minnesota	Braelen Oliver
Chris Akporoghene	IMG Academy	Evan Dickens
Davon Ferguson	Kansas	Corey Robinson II

FORMER BG GREAT IS ON CFB HOF BALLOT

- This summer former Georgia resident and BGSU great Andre Young was included as one of 101 former football student-athletes on the National Football Foundation College Football Hall of Fame ballot for the first time.
- Young was a four-year letterwinner (1979-82) for the Falcons, earning Kodak Division I-AA All-America honors in 1982 after notching 78 tackles, 26 tackles for loss and 13 sacks. His first-team All-MAC season led BGSU to a 1982 MAC Championship and an appearance in the 1982 California Bowl. Young was inducted into the BGSU Hall of Fame in 2004.
- After leaving BGSU, he was drafted by the Cincinnati Bengals in the 1983 NFL Draft. He also played with the Green Bay Packers, in the CFL (Calgary) and in the USFL (Denver). Young currently lives in Lawrenceville, Ga., and is the owner of a home improvement company.
- BGSU does not have any former players in the College Football Hall of Fame. Only former head coaches Doyt Perry and Don Nehlen are currently in the College Football Hall of Fame.

LAST MEETING • 2018

Georgia Tech 63, Bowling Green 17
Sept. 29, 2018 • Atlanta, Ga.

Last Meeting

The Bowling Green State University football team was defeated by Georgia Tech, 63-17, at Bobby Dodd Stadium the last time these two teams played.

Jarret Doege finished the day with a career-high 305 passing yards. Doege completed 27-of-44 passes. By registering one touchdown pass and one touchdown run, Doege accounted for multiple touchdowns in his ninth-straight game.

Scotty Miller caught 10 passes for 117 yards, eclipsing the 2,000-yard mark for a career. He was the 17th Falcon in program history to reach 2,000 career receiving yards.

Score by Quarters:

Bowling Green	3	7	7	0	—	17
Georgia Tech	14	14	21	14	—	63

Scoring Summary:

- 1st 09:09 BGSU - NEEDHAM, Nate 29 yd field goal, 13-63 5:51, BGSU 3 - GT 0
- 05:48 GT - Mason, J. 9 yd run (Wells, W. kick), 7-69 3:12, BGSU 3 - GT 7
- 00:00 GT - Marshall, T. 1 yd run (Wells, W. kick), 9-76 4:07, BGSU 3 - GT 14
- 2nd 11:52 BGSU - PHOUTHAVONG, D. 30 yd pass from DOEGE, Jarret (NEEDHAM, Nate kick), 10-75 3:08, BGSU 10 - GT 14
- 07:50 GT - Cottrell, N. 4 yd run (Wells, W. kick), 8-72 3:55, BGSU 10 - GT 21
- 00:32 GT - Marshall, T. 2 yd run (Wells, W. kick), 12-86 5:11, BGSU 10 - GT 28
- 3rd 11:17 GT - Mason, J. 33 yd run (Wells, W. kick), 6-93 3:27, BGSU 10 - GT 35
- 07:44 GT - Howard, J. 5 yd run (Wells, W. kick), 3-16 1:17, BGSU 10 - GT 42
- 03:55 BGSU - DOEGE, Jarret 1 yd run (NEEDHAM, Nate kick), 11-78 3:42, BGSU 17 - GT 42
- 02:33 GT - Oliver, T. 34 yd run (Wells, W. kick), 3-51 1:13, BGSU 17 - GT 49
- 4th 08:44 GT - Saint-Amour, A. 3 yd interception return (Wells, W. kick), BGSU 17 - GT 56
- 03:38 GT - Oliver, T. 62 yd run (Wells, W. kick), 1-62 0:13, BGSU 17 - GT 63

Attendance—40,740

	BG	GT		BG	GT
FIRST DOWNS	25	23	Punts (Number-Avg)	3-31.0	1-53.0
RUSHES-YARDS (NET)	38-63	49-372	Fumbles-Lost	3-1	1-0
PASSING YDS (NET)	330	160	Penalties-Yards	5-26	3-54
Passes Att-Comp-Int	49-29-2	7-5-0	Possession Time	33:20	26:4
TOTAL OFFENSE PLAYS-YARDS	87-393	56-532	Third-Down Conversions	11 of 19	4 of 7
Fumble Returns-Yards	0-0	1-21	Fourth-Down Conversions	2 of 3	1 of 1
Punt Returns-Yards	0-0	1-3	Red-Zone Scores-Chances	2-3	5-5
Kickoff Returns-Yards	5-103	4-76	Sacks By: Number-Yards	0-0	2-23
Interception Returns-Yards	0-0	2-3			

RUSHING: Bowling Green- HARGROVE, R. 6-23; DENLEY, Bryson 11-23; FRYE, Rico 3-18; LAMAR, Charles 3-8; LOY, Grant 1-7; CLAIR, Andrew 4-7; MORRIS, Quintin 1-7; DOEGE, Jarret 9-minus 30. **Georgia Tech-** Oliver, T. 7-115; Mason, J. 7-61; Cottrell, N. 5-46; Searcy, Q. 4-44; Marshall, T. 13-42; Howard, J. 6-29; Lynch, C. 3-18; Jarrett, O. 1-10; Macrina, J. 2-6; Gantt, X. 1-1.

PASSING: Bowling Green- DOEGE, Jarret 27-44-2-305; LOY, Grant 2-4-0-25; TEAM 0-1-0-0. **Georgia Tech-** Marshall, T. 5-6-0-160; Oliver, T. 0-1-0-0.

RECEIVING: Bowling Green- MILLER, Scott 10-117; WAYNE-PRATHER 7-70; MARLOW, RB 4-49; MORRIS, Quintin 3-24; PHOUTHAVONG, D. 2-36; HARGROVE, R. 1-27; SAWMILLER, J. 1-4; DENLEY, Bryson 1-3. **Georgia Tech-** Camp, J. 2-70; Lynch, C. 1-41; Dolphus, S. 1-39; Searcy, Q. 1-10.

TEAM COMPARISON



Record	1-3	Record	2-2
Scoring Offense	18.8	Scoring Offense	33.8
Rushing Offense	128.2	Rushing Offense	192.0
Passing Offense	183.2	Passing Offense	288.0
Pass Efficiency	108.57	Pass Efficiency	158.57
Total Offense	311.5	Total Offense	480.0
Time/Possession	29:49	Time/Possession	31:28
Scoring Defense	29.5	Scoring Defense	29.0
Rushing Defense	154.2	Rushing Defense	236.5
Passing Defense	184.2	Passing Defense	188.8
Pass Efficiency Defense	164.24	Pass Efficiency Defense	125.17
Total Defense	338.5	Total Defense	425.2
Sacks	2.25	Sacks	2.25
Tackles for Loss	5.2	Tackles for Loss	4.2
Turnover Margin	-1.25	Turnover Margin	0.75
Net Punting	34.44	Net Punting	39.78
Punt Returns	2.50	Punt Returns	12.00
Kickoff Returns	14.70	Kickoff Returns	20.57



WR Scotty Miller led all receivers with 10 receptions for 117 receiving yards the last time these teams met. The 117 yards against the Yellow Jackets put Miller over 2,000 career receiving yards.



MAC STANDINGS

EAST	Conference Overall			
	W	L	W	L
Ohio	1	0	4	1
Miami	0	0	3	1
Akron	0	0	1	3
Kent State	0	0	1	3
Buffalo	0	0	0	4
BOWLING GREEN	0	1	1	3

WEST	W	L	W	L
Toledo	1	0	3	1
Central Michigan	0	0	2	2
Eastern Michigan	0	0	2	2
Ball State	0	0	1	3
Northern Illinois	0	0	1	3
Western Michigan	0	1	1	3

2023 PRESEASON MAC POLL

EAST DIVISION

1. Ohio (9).....63
2. Miami (OH) (2)52
3. Buffalo (1)51
4. Bowling Green.....35
5. Akron.....26
6. Kent State 19

WEST DIVISION

1. Toledo (11).....66
2. Eastern Michigan (1)55
3. Northern Illinois.....38
4. Central Michigan37
5. Ball State.....27
6. Western Michigan.....23

MAC Football Championship Game Winner:

Toledo (7), Ohio (4), Buffalo (1)

FALCONS SET TO BECOME ROAD WARRIORS

- Bowling Green starts a three-game road swing on Saturday at Georgia Tech. The Falcons will then travel to Miami (OH) on Oct. 7 and Buffalo on Oct. 14.
- After last Saturday, Bowling Green will not play in the cozy confines of Doyt Perry Stadium until Oct. 21 when Akron comes to town. That is Week No. 8 of the college football season.
- BGSU is the only school in the nation that has just two home games through the first seven weeks of the college football season.
- Once the Falcons play on Oct. 21, only BGSU, Fresno State, Nevada, South Carolina, UTSA and Virginia will have played just three home games through Oct. 21. Nevada, South Carolina and UTSA will play home game No. 3 on Oct. 14. Virginia on Oct. 7 and Fresno State plays home game No. 3 on Sept. 30.

MILESTONE WATCH

- RB Terion Stewart needs 78 rushing yards to become the 40th Falcon to reach 1,000-career rushing yards.
- WR Odieu Hiliare needs 74 receiving yards to become the 41st Falcon to reach 1,000 receiving yards.
- Hiliare needs 25 receptions for 200 career receptions. He needs 27 receptions to reach 100 receptions as a Falcon.
- QB Connor Bazelak needs 135 passing yards to reach 8,000 career passing yards and his next passing touchdown will be the 40th of his career.
- WR Abdul-Fatai Ibrahim needs 27 receptions to reach 200 catches for his career.

HOWELL COMING OFF THE EDGE

- OLB Cashius Howell has a pass rush grade of 91.0 per Pro Football Focus.
- Howell's pass rush grade is the fourth-best grade in the nation among all players with at least 10 total pressures. He trails: Ben Bell (Texas State, 92.4), Laiatu Latu (UCLA, 91.9) and Collin Oliver (Oklahoma State, 91.9).
- Howell leads BGSU with 2.5 sacks.

OFFENSIVE HIGHLIGHTS

- RB Ta'ron Keith (123) and TE Harold Fannin Jr. (109) each surpassed 100+ receiving yards against Eastern Illinois. Of all the schools in the nation that have had two players with 100+ receiving yards in the same game this season, BG boasts the only duo that didn't include a wide receiver.
- Of Keith's 123 receiving yards against Eastern Illinois, all came after the catch. Missouri's Luther Burden III is the only other player in the nation this year with 100+ YAC in a single game. Burden had 129 YAC yards last Saturday against Memphis.

HIGHLIGHTS FROM THE MICHIGAN GAME

- BGSU forced four turnovers, which is the most given up by Michigan since the 2019 Wisconsin game.
- BGSU's sack in the second quarter of J.J. McCarthy was the first yielded by the Wolverines this season.
- BGSU forced McCarthy into a career-high three interceptions.
- BGSU's second quarter points were the first points Michigan yielded in the first. Up to facing the Falcons all of UM's points allowed came in the fourth quarter.
- BGSU held Michigan to 312 yards of total offense, its lowest of the season and lowest since the Wolverines gained 275 against Rutgers in 2021.
- Attendance was 109,955, which is the second-most fans to see a BGSU football game behind only Bowling Green's 2000 trip to Ann Arbor.
- CB Jalen Huskey notched his second interception in as many weeks in the first quarter. It was the second-straight week the sophomore intercepted a ball in the end zone. It was the second interception of Huskey's career.
- CB Jordan Oladokun notched his first career interception in the second quarter. He returned it 29 yards. OLB Avi McGary recorded his first career interception in the third quarter.
- PK Alan Anaya connected on a career-long 42-yard field goal in the second quarter to make it a 7-6 game.

RUSHING GAME IMPROVEMENT IN 2023

- The Bowling Green rushing attack has taken a big step forward into 2023. Bowling Green has 21 rushes of 10+ yards, which is 40 percent of its 2022 output of 53.
- Bowling Green already has four rushing touchdowns by running backs which is one more than all last season. BGSU only had eight rushing touchdowns in 2022 with two by quarterbacks and four by tight end Harold Fannin Jr.
- With 513 rushing yards through four games, BGSU is already 39.3 percent to its 2022 total of 1,304 rushing yards.
- The return of RB Terion Stewart has bolstered the rushing game. Stewart sat out 2022 to focus on mental health and academics. He currently is No. 1 in the BGSU record book for career yards per carry at 6.6.
- The Falcons averaged 6.2 yards per rush in the season opener at Liberty on 191 rushing yards. Both numbers are the best for the BGSU ground game since the 2021 season when the Falcons played at Buffalo. In that game the Falcons rushed for 221 yards on 8.19 yards per carry.

LOEFFLER QUARTERBACKS AND THE LOMBARDITROPHY

- Bowling Green head coach Scot Loeffler has coached seven quarterbacks who went on to play in the NFL. Those seven quarterbacks have gone on to win a combined nine Super Bowl championships (Tom Brady - 7; Brian Griese - 1; Chad Henne - 1).

SIPP JR. IS FILLING UP THE MIDDLE ON DEFENSE

- ILB Joseph Sipp Jr. is averaging 7.8 tackles per game.
- Sipp had a career-high 12 tackles in the season opener at Liberty. It is the second year in a row he led the team in tackles in the season opener. Sipp had 10 stops at UCLA to open 2022 when he became the only freshman in the nation to notch 10+ stops in a collegiate debut last year.
- Sipp has led BGSU in tackles in three of Bowling Green's four games.

HILIARE'S GAME RECEPTION STREAK

- Bowling Green's Odieu Hiliare owns a 39-game reception streak. It is No. 5 in the nation among active streaks and is best in the MAC.
- The Belle Glade, Fla., native has 175 career receptions for 2,291 career receiving yards and 21 receiving touchdowns.
- Hiliare came to BGSU in 2022 from Alabama A&M. Joining Hiliare and the Falcons in 2023 is Abdul-Fatai Ibrahim. Ibrahim is a wide receiver transfer from Alabama A&M where he was an FCS All-American and a two-time 1,000-yard receiver. Ibrahim walked-on at Alabama A&M after a tryout.
- Below is where Hiliare currently ranks on the active reception streak list:

Name, School	Rec. Game Streak
1. Jacob Cowing, WR, Arizona	48
2. Zakhari Franklin, WR, Ole Miss	47
3. Joshua Cephus, WR, UTSA	43
4. Jo'quavious Marks, RB, Mississippi State	40
5. Odieu Hiliare, WR, Bowling Green	39

BAZELAK AMONG ACTIVE CAREER PASSING LEADERS

- BGSU's Connor Bazalak (Dayton, Ohio) is currently No. 23 in the nation with 7,865 career passing leaders among all active players.
- He needs 135 passing yards to reach 8,000 for his career. His next passing touchdown will give him No. 40 for his career.
- Bazalak is new to the BGSU roster after appearing in 34 career games with 29 career starts between Missouri (three years) and Indiana (one year)
- He came to BGSU with 7,370 career passing yards, 36 touchdowns and a 62.2 completion percentage for his career.
- He spent the 2019, 2020 and 2021 seasons at Missouri where he threw for 5,084 yards, 23 touchdowns and completed 66.4 percent of his passes over 20 career starts (24 games)
- Named 2020 SEC Co-Freshman of the Year.
- Started nine games at Indiana in 2022 where he became the first IU quarterback to pass for 300 yards in a debut since Antwaan Randle El in 1998 when he threw for 330 yards against Illinois
- Threw for 2,312 yards and 13 touchdowns in 2022 for Indiana.
- Below is a snapshot where Bazalak ranks among active passing leaders:

Name, School	Career Passing Yards
19. JT Daniels, Rice	8,184
20. Seth Henigan, Memphis	7,988
21. Gavin Hardison, UTEP	7,962
22. Devin Leary, Kentucky	7,867
23. Connor Bazalak, Bowling Green	7,865

ANDERS HITS 300 CAREERTACKLES

- Bowling Green's Darren Anders ranks No. 10 in the nation among active players in career tackles.
- With five tackles against Ohio (Sept. 23), Anders became just the third Falcon since 2000 to reach 300 career tackles, joining Dwayne Woods (337, 2009-12) and Brandon Harris (301, 2015-18).
- Below is where Anders ranks in career tackles among active players:


Name, School	Career Tackles
1. Nick Jackson, Iowa	390
2. Darius Muasau, UCLA	389
3. Jackson Mitchell, UConn	357
4. Jason Henderson, Old Dominion	326
5. Omar Speights, LSU	317
Tyrice Knight, UTEP	317
7. Kenny Logan Jr., Kansas	314
8. Payton Wilson, NC State	310
9. Eli Neal, Marshall	306
10. Darren Anders, Bowling Green	300

BGSU'S 1,000-YARD RECEIVING LIST

Name (Years)	Total Yards
1. Charles Sharon (2002-05)	3,450
2. Freddie Barnes (2006-09)	3,290
3. Scotty Miller (2015-18)	2,867
4. Robert Redd (1998-02)	2,726
5. Ronnie Moore (2013-16)	2,701
6. Stan Hunter (1982-85)	2,679
7. Roger Lewis (2014-15)	2,637
8. Ronald Heard (1986-89)	2,491
9. Mark Szlachcic (1989-92)	2,446
10. Cole Magner (2001-04)	2,385
11. Steve Sanders (2002-05)	2,324
12. Jeff Groth (1975-78)	2,268
13. Reggie Thornton (1986-89)	2,231
14. Ryan Burbrink (2011-15)	2,213
15. Kamar Jordan (2010-11)	2,198
16. Ronnie Redd (1991-94)	2,196
17. Kurt Gerling (1998-01)	2,191
18. Corey Partridge (2005-08)	1,990
19. Shaun Joplin (2010-13)	1,850
20. Shawn Potts (1979-82)	1,618
21. Ed Jones (1966-68)	1,615
22. David Bautista (2000-01)	1,576
23. Alex Bayer (2010-13)	1,543
24. Quintin Morris (2017-20)	1,529
25. Gehrig Dieter (2014-15)	1,493
26. James Hawkins (2001-04)	1,483
27. Rameir Martin (1991-94)	1,453
28. Mark Dowdell (1981-84)	1,422
29. Bob Zimpfer (1967-69)	1,412
30. Dan Shetler (1977-80)	1,349
31. Jim Ladd (1951-53)	1,341
32. Teo Redding (2013-17)	1,328
33. Damron Hamilton (1996-97)	1,242
34. Kyle Hockman (1987-89)	1,210
35. Chris Wright (2006-09)	1,201
36. Tyrone Broden (2019-22)	1,199
37. P.J. Pope (2002-05)	1,148
38. Greg Meehan (1983-85)	1,120
39. Jack Hecker (1953-55)	1,081
40. Joe Boxley (1984-85)	1,061

NEXT UP:

Odieu Hiliare (2022-pres.)	926
Ta'ron Keith (2020-pres.)	722
Austin Osborne (2021-pres.)	660



Charles Sharon is BGSU's all-time leading receiver with 3,450 career receiving yards. He played at BGSU from 2002-05.

BGSU'S 1,000-YARD RUSHING LIST

Name (Years)	Total Yards
1. Travis Greene (2011-15)	3,852
2. Dave Preston (1973-76)	3,423
3. Paul Miles (1971-73)	3,239
4. P.J. Pope (2002-05)	3,238
5. Fred Coppet (2013-16)	2,833
6. Fred Durig (1950-52)	2,564
7. Josh Harris (2000-03)	2,473
8. Bryant Jones (1980-82)	2,357
9. LeRoy Smith (1989-92)	2,313
10. Willie Geter (2007-10)	2,156
11. Joe Alls (1999-02)	2,137
12. Zeb Jackson (1990-93)	2,044
13. Courtney Davis (1993-96)	2,011
14. Bernard White (1984-85)	1,985
15. Dan Saleet (1974-77)	1,965
16. Andrew Clair (2017-20)	1,937
17. Anthon Samuel (2011-12)	1,842
18. Keylan Cates (1994-96)	1,827
19. Chris Bullock (2006-09)	1,756
20. Jack Woodland (1947-49)	1,752
21. Anthony Turner (2005-07)	1,569
22. Stew Williams (1964-66)	1,550
23. Vic DeOrio (1955-57)	1,545
24. Josh Cleveland (2016-17)	1,442
25. Phil Polak (1971-73)	1,435
26. Chris Bullock (2006-09)	1,434
27. Godfrey Lewis (1998-02)	1,431
28. Bob Ramlow (1956-58)	1,384
29. Jay Cunningham (1962-64)	1,258
30. Dave Windatt (1977-80)	1,221
31. Don Lisbon (1960-62)	1,215
32. John Gibson 1998-01)	1,199
33. Mike Otten (1979-82)	1,182
34. B.J. Lane (2002-05)	1,799
35. Jeff Davis (1984-87)	1,177
36. Mike Wright (1976-79)	1,149
37. Rich Pont (1949-51)	1,073
38. Jack Giroux (1954-56)	1,046
39. Jerry Fields (1969-71)	1,027

NEXT UP:
Terion Stewart (2020-pres.) 922



Travis Greene set the Bowling Green career rushing record with 3,852 career rushing yards (2011-15).

INTERNATIONAL KICKERS

- Bowling Green is one of four schools with two different international kickers starting in the punting and placekicking roles.
- Punter Sami Sir (Australia) and placekicker Alan Anaya (Mexico) represent BGSU.
- Anaya made his collegiate debut at Liberty in game No. 1. He was 3-of-3 on PATs and connected on a 34-yard field goal in the third quarter.
- His older brother Alberto is on the BGSU men's soccer team that beat Michigan on Sept. 4 at Cochrane Stadium, 2-1. Alberto had an assist in the win.
- Below is the FBS list of schools with two different international kickers that handle the kicking duties:

BOWLING GREEN

- P, Sami Sir (Melbourne, Australia)
- PK, Alan Anaya (Queretaro, Mexico)

OKLAHOMA STATE

- P, Hudson Kaak (Seymour, Australia)
- PK, Alex Hale (Frederick, Australia)

COLORADO STATE

- P, Paddy Turner (Ararat, Australia)
- PK, Jordan Noyes (Datford, England)

UTAH STATE

- P, Stephen Kotsanlee (Melbourne, Australia)
- PK, William Testa (Bergamo, Italy)

BGSU PUNTER SAMI SIR ONE OF THE NATION'S OLDEST PLAYERS

- Bowling Green's Sami Sir is the tenth-oldest player in all FBS this season. Sir, a punter from Melbourne, Australia, is 27 years of age.
- Sir is in his second year at BGSU after working with Prokick Australia, which he joined in 2019 and was coached by Nathan Chapman and John Smith. From 2014-19 Sir worked at the Melbourne Airport as an aviation protection officer.
- Sir's uncle, Sedat Sir, was the first Turkish professional Australian rules football player from 1994-98.
- Below is where Sir currently ranks in age:

Name, School	Age
1. Matt Ganyard, Virginia, PK	34 (April 18, 1989)
2. Luke Larsen, East Carolina, P	31 (July 18, 1992)
3. Jordan Noyes, Colorado State, PK	31 (Aug. 3, 1992)
4. Hugh Robertston, Illinois, P	30 (Jan. 1, 1993)
5. Jordy Sandy, TCU, P	30 (May 27, 1993)
6. Jack Brooks, South Alabama, P	30 (July 9, 1993)
7. Mark Crawford, Minnesota, P	29 (Dec. 28, 1993)
8. Laine Wilkins, Houston, P	29 (March 30, 1994)
9. Tom Ellard, Western Kentucky, P	28 (Oct. 5, 1994)
10. Sami Sir, Bowling Green, P	27 (Jan. 20, 1996)

LOOKING BACK AT THE EASTERN ILLINOIS WIN

- The win for Bowling Green was the 175th win all-time for the Falcons at Doyt Perry Stadium.
- Bowling Green finished with 509 yards of total offense. It was the first time the Falcons had over 500 yards of total offense since the 2019 opener against Morgan State when BG had 620 yards of total offense.
- The Falcons scored on each of their first three possessions of the second half. The fourth and final possession BGSU ran out the clock.
- BGSU scored on six-of-nine possessions with only two punts. The final possession of the game the Falcons ran out the clock.
- BGSU had two players finish with 100 receiving yards (Fannin Jr. and Keith). It was the first time since the 2021 Buffalo game (Oct. 30).
- QB Connor Bazalak was 6-of-6 passing for 86 yards and one passing touchdown on BGSU's opening drive of the game. Bazalak started the game completing 12-straight passes. During the streak he accrued 163 passing yards and one touchdown.
- Bazalak finished with 319 passing yards. It is the ninth time in his career he surpassed 300 passing yards and 24th time he has surpassed 200 passing yards.

COACH LOEFFLER AND COMPANY ENTER YEAR NUMBER FIVE

- Scot Loeffler was named as the 20th head coach in Bowling Green history on Nov. 28, 2018.
- Although the 2019 season marked Loeffler's first as a head coach, the Ohio native brought a wealth of high-level college football experience with him to Bowling Green. Loeffler has served as the offensive coordinator at Boston College, Virginia Tech, Auburn and Temple. He has also coached at Florida, his alma mater Michigan, and Central Michigan -- as well as the Detroit Lions.
- Loeffler has coached seven quarterbacks who went on to play in the NFL, a list that includes: Tom Brady, Tim Tebow, Brian Griese, Chad Henne, Drew Henson, John Navarre and Logan Thomas. His teams have qualified for 18 bowl games, including coaching for Michigan's 1997 Rose Bowl team that won the national championship.

2023 BOWLING GREEN FOOTBALL

HARDAMON LOST FOR THE SEASON

- DE Demetrius Hardamon suffered a season-ending injury at No. 2 Michigan when he was carted off the field.
- Hardamon is a former walk-on at BGSU after transferring from NAIA Georgetown College in Kentucky where he also had walked on.
- He made his FBS debut in 2020 at Ohio. It was the only game for the Falcons he appeared in prior to 2021.
- Hardamon has earned his time over the past couple seasons.
- Hardamon made his first career start at Miami (OH) in 2021.
- He had a career-high 10 tackles at Buffalo in 2021.
- He made 20 tackles, 4.0 tackles for loss, 0.5 sacks and five QB hurries over BGSU's last five games of the 2021 season. He also blocked a PAT at Miami (OH) that year.
- Hardamon picked up in 2022 where he left off in 2021. He notched 25 tackles, 8.0 TFLs, 6.0 sacks and four QB hurries.
- Hardamon is the MAC's leading sack returnee with 6.0 sacks. Hardamon, as the only linebacker, shares the honor with Braden Fiske (WMU) and Corey Suttle (Miami (OH)). He was No. 2 in the MAC and No. 28 nationally among linebackers in 2022 sacks.
- Hardamon is BGSU's nomination for the Campbell Trophy, which is deemed the "Academic Heisman" and given out yearly by the National Football Foundation. Every football student-athlete at the FBS, FCS, DII, DIII and NAIA level is eligible for the award.

KEITH AND HIS VERSATILITY RETURNS

- RB Ta'ron Keith earned second-team All-MAC kick return honors in 2022 after finishing No. 5 in the nation in kick return average with 27.3 yards per return.
- Keith was one of nine players in the nation in 2022 to score at least one touchdown via rushing, receiving and kick return. He was one of three players in the nation to also have scored a two-point PAT.
- Keith had three game-winning touchdowns (Marshall, Miami (OH) and Toledo) in 2022.
- Keith caught 34 receptions for 332 yards and four touchdowns in the pass game in 2022. He currently boasts 66 career receptions for 699 receiving yards and five touchdowns.

FERGUSON BACK IN THE FOLD FOR BGSU IN 2023

- CB Davon Ferguson was having a monster year in 2021 when he suffered a non-contact injury against Eastern Michigan that sidelined him for the rest of the year, missing the final 4.5 games of the season. In the middle of game No. 2 in 2022 he suffered another season-ending injury against Eastern Kentucky.
- Ferguson returns for his final year in 2023 after receiving a medical hardship from the NCAA.
- When he went down with injury in 2021, he was the only player in the nation with 60+ tackles (68), 2.0+ sacks (2) and 4+ passes defended (4).
- Through two games the CB has 11 tackles, 2.0 TFLs, 1.0 sack and 1 PBU.

WIMBERLY LED THE NATION IN BLOCKED PUNTS IN 2022

- RB PaSean Wimberly finished 2022 tied for No. 1 in the nation in blocked punts with three.
- Wimberly, who was awarded a scholarship a week before the 2022 season, blocked a punt at UCLA and another one against Eastern Kentucky to start the year.
- Against Toledo he blocked a punt in the second quarter that Patrick Day fell on in the end zone for a touchdown.

DUAL-SPORT ATHLETE IN GAZAREK

- TE Levi Gazarek is also a RHP on the Bowling Green baseball team.
- He is one of 13 FBS players that is also on a baseball roster for next spring.
- Gazarek missed the 2023 season after having an injury sustained during the 2022 football season. He pitched 42.1 innings in 2022, going 2-3 with a 7.87 ERA. He notched 22 strikeouts and made five starts.
- In 2022, Gazarek appeared in 12 football games with 10 starts. He notched three receptions.
- In 2021 for BGSU, Gazarek appeared in all 12 football games with 10 starts.
- He made his first collegiate catches at Tennessee in the 2021 season opener caught his for 23 yards. He finished last season with 10 receptions for 88 yards.
- In the spring of 2021, Gazarek pitched 8.0 innings, striking out five.

COLLEGE GRADUATES PLAYING FOR THE FALCONS

- Bowling Green has 18 players that are participating this fall as college graduates. The full list is below:

OL Chris Akporoghene, ILB Darren Anders, QB Connor Bazalak, TE Andrew Bench, DL Dontrez Brown, S Davion Daniels, DL Chace Davis, S Patrick Day, OT Cedric Dunbar II, CB Davon Ferguson, OLB Demetrius Hardamon, WR Abdul-Fatai Ibrahim, DB Jordan Jackson, TE Griffin Little, WR Austin Osborne, OT Kameran Stewart, OG Bronson Warner, RB PaSean Wimberly.



TEAM NOTES

FUTURE SCHEDULES

2024

Aug. 29	Fordham	Bowling Green, Ohio
Sept. 7	at Penn State	State College, Pa.
Sept. 21	at Texas A&M	College Station, Texas
Sept. 28	Old Dominion	Bowling Green, Ohio
TBA	Buffalo	Bowling Green, Ohio
TBA	Kent State	Bowling Green, Ohio
TBA	Miami (OH)	Bowling Green, Ohio
TBA	Western Mich.	Bowling Green, Ohio
TBA	at Akron	Akron, Ohio
TBA	at Ohio	Athens, Ohio
TBA	at Ball State	Muncie, Ind.
TBA	at Toledo	Toledo, Ohio

2025

Sept. 6	at Minnesota	Minneapolis, Minn.
Sept. 20	at Louisville	Louisville, Ky.
Oct. 4	at UMass	Amherst, Mass.
TBA	Akron	Bowling Green, Ohio
TBA	Ohio	Bowling Green, Ohio
TBA	Eastern Mich.	Bowling Green, Ohio
TBA	Toledo	Bowling Green, Ohio
TBA	at Buffalo	Buffalo, N.Y.
TBA	at Kent State	Kent, Ohio
TBA	at Miami (OH)	Oxford, Ohio
TBA	at Central Mich.	Mt. Pleasant, Mich.

2026

Sept. 5.	at Arizona State	Tempe, Ariz.
Sept. 12	St. Francis (Pa.)	Bowling Green, Ohio
Sept. 19	at Iowa State	Ames, Iowa
Oct. 3	UMass	Bowling Green, Ohio
TBA	Buffalo	Bowling Green, Ohio
TBA	Kent State	Bowling Green, Ohio
TBA	Miami (OH)	Bowling Green, Ohio
TBA	Ball State	Bowling Green, Ohio
TBA	at Akron	Akron, Ohio
TBA	at Ohio	Athens, Ohio
TBA	at Northern Illinois	DeKalb, Ill.
TBA	at Toledo	Toledo, Ohio

2027

Sept. 4	at Ohio State	Columbus, Ohio
Sept. 18	Iowa State	Bowling Green, Ohio
Sept. 25	at Marshall	Huntington, W.Va.
TBA	Akron	Bowling Green, Ohio
TBA	Ohio	Bowling Green, Ohio
TBA	Central Mich.	Bowling Green, Ohio
TBA	Toledo	Bowling Green, Ohio
TBA	at Buffalo	Buffalo, N.Y.
TBA	at Kent State	Kent, Ohio
TBA	at Miami (OH)	Oxford, Ohio
TBA	at Western Mich.	Kalamazoo, Mich.

CAREER STARTS

Defensive Players

Name, Pos.	'19	'20	'21	'22	'23	Career	Streak
Darren Anders, LB	1	5	12	13	4	35	35
Anthony Hawkins, DL	*	0	7	12	4	23	13
Davon Ferguson, CB	5	4	7	2	3	20	1
Trent Simms, S	*	0	4	9	2	15	-
Deshawn Jones Jr., CB	*	*	2	11	0	13	-
Brock Horne, LB	*	0	10	1	0	11	-
Jalen Burton, CB	*	*	3	7	0	10	-
Jordan Oladokun, CB	*	*	0	6	4	10	10
Billie Roberts, DL	*	0	6	0	0	6	-
Joseph Sipp Jr., LB	*	*	*	1	4	5	4
Demetrius Hardamon, LB	*	0	1	0	3	4	-
Jalen Huskey, CB	*	*	*	0	4	4	4
Dontrez Brown, DL	*	0	0	0	4	4	4
Darius Lorfls, S	*	*	*	0	4	4	4
Ali Saad, DL	*	*	0	0	4	4	4
Patrick Day, S	*	1	0	1	2	4	1
Cashius Howell, OLB	*	*	0	0	1	1	1
Diego Neri, LB	*	*	1	0	0	1	-
Davian Mayo, LB	*	0	0	1	0	1	-
Charles Rosser, LB	*	*	0	0	1	1	-

* did not play Note: Some starts may be at positions other than the ones listed.

Offensive Players

Name, Pos.	'19	'20	'21	'22	'23	Career	Streak
Connor Bazalak, QB	1	8	11	9	3	32	1
Odieu Hiliare, WR	3	4	10	9	4	30	7
Abdul-Fatai Ibrahim, WR	11	4	10	1	4	30	4
Cedric Dunbar II, OG	10	0	12	3	1	26	-
Levi Gazarek, TE	*	0	10	11	2	23	1
Kameron Stewart, OT	6	2	0	9	4	21	7
Alex Wollschlaeger, OT	*	*	2	12	4	18	5
Bronson Warner, OG	*	*	4	13	0	17	-
Cade Zimmerly, OG	*	*	10	2	0	12	-
Camden Orth, QB	0	0	10	1	1	12	-
Austin Osborne, WR	0	0	9	0	3	12	2
Ta'ron Keith, RB	*	0	3	7	1	11	1
Jaison Patterson, RB	*	*	4	3	1	8	-
Terion Stewart, RB	*	0	5	*	2	7	-
Tunde Fatukasi, OT	*	*	0	4	3	7	2
Alex Padgett, OG	*	*	3	0	4	7	4
Andrew Bench, TE	*	2^	3	0	1	6	-
Jamal Johnson, RB	*	*	2	2	0	5	-
Nate Pabst, OG	*	*	0	0	4	4	4
Jhaylin Embry, WR	*	1	2	0	0	3	-
Harold Fannin Jr., TE	*	*	*	1	2	3	-
Nick Mosley, RB	*	*	1	0	0	1	-

* did not play Note: Some starts may be at positions other than the ones listed.

^ - starts while playing defense

2023 BOWLING GREEN OPPONENTS

Opponent	'23 Record	AP Rank	This Week	Next Game
at Liberty	4-0		Idle	Sam Houston
Eastern Illinois	3-1		at Northwestern St.	UT-Martin
at Michigan	4-0	2	at Nebraska	at Minnesota
Ohio	4-1		Idle	Kent State
at Georgia Tech	2-2		Bowling Green	at Miami
at Miami (OH)	3-1		at Kent State	Bowling Green
at Buffalo	0-4		at Akron	Central Michigan
Akron	1-3		Buffalo	NIU
Ball State	1-3		at Western Michigan	at Eastern Michigan
at Kent State	1-3		Miami (OH)	at Ohio
Toledo	3-1		NIU	at UMass
at Western Michigan	1-3		Ball State	at Mississippi State

BGSU'S ALL-TIME OVERTIME GAMES

• BGSU has played seven all-time OT games and has a 3-4 record all-time:

Year	Opponent	Site	Result
1996	Western Michigan	Doyt Perry Stadium	L, 13-16
1999	at UCF	Citrus Bowl (Orlando, Fla.)	W, 33-30
2005	Toledo	Doyt Perry Stadium	L, 41-49 (2 ot)
2007	at Minnesota	Metrodome (Minneapolis, Minn.)	W, 32-31
2008	Buffalo	Doyt Perry Stadium	L, 34-40 (2 ot)
2022	Eastern Kentucky	Doyt Perry Stadium	L, 57-59 (7 ot)
2022	Marshall	Doyt Perry Stadium	W, 34-31

DOYT PERRY STADIUM

Doyt Perry Stadium is named in honor of the man who led Bowling Green to a 77-11-5 record in his 10 years as the head coach of the Falcons.

Doyt L. Perry was simply one of the greatest football coaches of his day. His .855 winning percentage over 10 seasons in the 1950s and 1960s remains one of the highest in football history. In fact, Perry is sixth all-time behind Bob Reade (Augustana), Knute Rockne (Notre Dame), Frank Leahy (Notre Dame), Larry Kehres (Mount Union) and Jeff Devaney (Trinity, Conn.) in winning percentage among coaches with at least 10 years of service on the collegiate level. Perry served as the BGSU athletic director for seven years (1965-71) after stepping down as football coach.

Bowling Green won the first game ever played in Perry Stadium, defeating Dayton, 13-0, on Oct. 1, 1966. The football facility at BGSU was formally dedicated as Doyt L. Perry Stadium on Sept. 26, 1992.

Bowling Green has played 291 games in the venue. BGSU's all-time record at Doyt Perry Stadium stands at 175-111-6.

Top 10 Doyt Perry Stadium Crowds All-Time

Date	Attend.	Opponent	Result	Date	Attend.	Opponent	Result
10/8/1983	33,527	Toledo	L, 3-6	10/19/1991	27,333	Toledo	W, 24-21
10/25/2003	31,007	N. Illinois	W, 34-18	10/9/1971	26,860	Toledo	L, 7-24
11/29/2003	29,724	Toledo	W, 31-23	11/23/2001	26,483	Toledo	W, 56-21
10/2/1993	29,210	Toledo	W, 17-10	11/15/2006	25,616	Miami (OH)	L, 7-9
11/16/1985	28,110	Toledo	W, 21-0	9/30/1989	25,057	Akron	L, 24-38

BOWLING GREEN CAREER STARTS BY POSITION

OFFENSE


WR	LT	LG	C	RG	RT	TE	QB	TB	WR	WR	TE
Hiliare (12)	Stewart, K. (13)	Zimmerly (8)	Zimmerly (4)	Warner (12)	Wollschlaeger (17)	Fannin (32)	Bazalak (3)	Keith (9)	Embry (3)	Osborne (11)	Gazarek (22)
Fatukasi (3)		Dunbar II (4)	Padgett (4)	Pabst (4)	Fatukasi (1)		Orth (2)	Stewart, T. (7)	Keith (2)	Ibrahim (4)	Bench (4)
Padgett (3)		Fatukasi (3)						Patterson (7)	Johnson (1)		
								Johnson (4)			
								Mosley (1)			

DEFENSE

DE	DT	NT	DE	OLB	ILB	ILB	CB	CB	FS	SS	CB
Roberts (7)	Hawkins (4)		Hawkins (16)	Hardamon (4)	Anders (35)	Horne (11)	Huskey (4)	Burton (10)	Simms (4)	Ferguson (1)	Jones Jr. (12)
Brown (4)			Saad (4)	Rosser (1)	Sipp Jr. (5)	Neri (1)		Oladokun (9)	Lorfls (4)	Simms (2)	Ferguson (11)
Bench (2)				Howell (1)				Day (1)	Day (1)	Day (2)	Simms (8)

7 Connor Bazalak

QB • 6-3 • 225 • Sr. • Dayton, Ohio



Years of Eligibility Remaining Including 2023: 2

2023

- Made BGSU debut at Liberty
- Has started three of BGSU's four games
- Missed the Michigan game with an injury
- Went 23-of-28 passing for 319 yards and three touchdowns against Eastern Illinois
- Was 6-of-6 passing for 86 yards and one passing touchdown on BGSU's opening drive of the game against EIU
- Bazalak started the EIU game completing 12-straight passes. During the streak he accrued 163 passing yards and one touchdown.
- Bazalak finished with 319 passing yards. It is the ninth time in his career he surpassed 300 passing yards and 24th time he has surpassed 200 passing yards.

PREVIOUS SCHOOL

- Appeared in 34 career games with 29 career starts between Missouri (three years) and Indiana (one year)
- Comes to BGSU with 7,370 career passing yards, 36 touchdowns and a 62.2 completion percentage for his career
- Spent the 2019, 2020 and 2021 seasons at Missouri where he threw for 5,084 yards, 23 touchdowns and completed 66.4 percent of his passes over 20 career starts (24 games)
- Named 2020 SEC Co-Freshman of the Year
- Started nine games at Indiana in 2022 where he became the first IU quarterback to pass for 300 yards in a debut since Antwaan Randle El in 1998 when he threw for 330 yards against Illinois
- Threw for 2,312 yards and 13 touchdowns in 2022 for Indiana

HIGH SCHOOL AND PERSONAL

- Played quarterback at Archbishop Alter High School for head coach Ed Domsitz
- An ESPN four-star prospect
- Ranked the No. 210 prospect overall, the No. 10 quarterback nationally, and the No. 5 prospect in Ohio by ESPN
- All-state and all-district selection led Alter to the 2018 Ohio Division III State Championship game and a 13-2 record
- Posted 13 touchdowns against two interceptions and passed for over 1,500 yards in a wishbone offense
- Team reached 42 points six times
- Named the 2018 GCL North Offensive Player of the Year
- Son of Kelley and Lenny Bazalak
- Sister, Maddie, played volleyball at Duquesne and Ohio
- Sister, Libby played basketball at Duquesne and graduated No. 24 all-time in program history with 1,111 career points

BAZELAK BY THE NUMBERS (CAREER)

Rushing and Passing

SEASON	TEAM	gp	Rushing						Passing							
			att	yds	td	lg	avg/c	avg/g	comp-att-int	yds	td	lg	pct	avg/p	avg/g	effic
2019-20	MIZ	3	7	2	0	7	0.3	0.7	15-21-0	144	0	17	71.4	9.6	48.0	129.0
2020-21	MIZ	10	44	20	2	14	0.5	2.0	218-324-6	2366	7	69	67.3	10.9	236.6	132.1
2021-22	MIZ	11	33	-23	0	12	-0.7	-2.1	246-377-11	2548	16	63	65.3	10.4	231.6	130.2
2022-23	IND	10	47	-160	1	12	-3.4	-16.0	235-426-10	2312	13	52	55.2	9.8	231.2	106.1
2023-24	BGSU	3	9	-5	0	14	-0.6	-1.7	46-81-5	494	3	58	56.8	10.7	164.7	107.9
TOTAL FOR BGSU		3	9	-5	0	14	-0.6	-1.7	46-81-5	494	3	58	56.8	10.7	164.7	107.9
TOTAL		37	140	-166	3	14	-1.2	-4.5	760-1229-32	7864	39	69	61.8	10.3	212.5	120.9

Scoring and Total Offense

SEASON	TEAM	gp	Scoring										Total Offense				
			td	rush	rcv	ret	pat	2pat	fg	total	avg/g	rush	pass	total	avg/g		
2019-20	MIZ	3	0	0	0	0	0	0	0	0	0	0	0.0	2	144	146	48.7
2020-21	MIZ	10	2	2	0	0	0	1	0	12	1.2	20	2366	2386	238.6	238.6	
2021-22	MIZ	11	0	0	0	0	0	1	0	0	0.0	-23	2548	2525	229.5	229.5	
2022-23	IND	10	1	1	0	0	0	1	0	6	0.6	-160	2312	2152	215.2	215.2	
2023-24	BGSU	3	0	0	0	0	0	0	0	0	0.0	-5	494	489	163.0	163.0	
TOTAL FOR BGSU		3	0	0	0	0	0	0	0	0	0.0	-5	494	489	163.0	163.0	
TOTAL		37	3	3	0	0	0	3	0	18	0.5	-166	7864	7698	208.1	208.1	

12 Camden Orth

QB • 6-3 • 225 • Sr. • Gainesville, Fla.



Years of Eligibility Remaining Including 2023: 2

2023

- Appeared in three of BGSU's four games
- Connected with Odieu Hiliare on fourth down for a 32-yard touchdown pass at Liberty
- Started at No. 2 Michigan, but left the game in the second quarter with an injury

2022

- Appeared in 10 of BGSU's 13 games
- Made BGSU debut at UCLA
- Also played against Eastern Kentucky
- Completed one pass for three yards in win over Marshall
- Recorded first BGSU start at Mississippi State for an injured Matt McDonald
- Was 17-of-28 passing for 172 yards and two touchdowns against the Bulldogs
- Connected on a 25-yard scoring strike to Tyrone Broden for his first BGSU passing touchdown in the first quarter against MSU
- Rushed once for four yards and a first down in the win over Miami (OH)
- Rushed for 14 yards in win at Toledo
- Was 2-of-3 passing for 12 yards at Ohio
- Also rushed two times for 27 yards and a touchdown against the Bobcats
- Came on for injured Matt McDonald in the Quick Lane Bowl and was 14-of-22 passing for 191 yards and one touchdown

PREVIOUS SCHOOL

- Appeared in 14 games over the last three seasons at Long Island University, an FCS school with campuses located in Brookville and Brooklyn, N.Y.
- Was 143-of-260 passing for 1,655 yards and 10 touchdowns in 2021
- Also rushed for 29 yards and a score in 2021
- Appeared in two games in 2019 and two more in 2020
- Prior to 2021, threw 19 career passes and they all came against Merrimack College in 2019
- Against MC, he was 11-of-19 passing for 170 yards and one score in 2019

HIGH SCHOOL

- Played quarterback at Buchholz High School for head coach Mark Whittemore
- Three-year letterwinner on varsity
- Helped lead Buchholz to district championship in 2016 and 2018
- Led Buchholz to the second round of the playoffs in 2016 and 2018
- Team captain in 2017 and 2018
- Passed for 4,711 yards and 48 touchdowns during his career at Buchholz
- Also played basketball

PERSONAL

- Son of Melissa and Jerett Orth
- Has a younger brother, Colsen
- Favorite athlete is Aaron Rodgers
- Major is Pre-Liberal studies

ORTH BY THE NUMBERS (CAREER)

Rushing and Passing

SEASON	TEAM	gp	Rushing							Passing						
			att	yds	td	lg	avg/c	avg/g	comp-att-int	yds	td	lg	pct	avg/p	avg/g	effic
2019-20	LIU	2	8	-46	0	0	-5.8	-23.0	11-19-0	170	1	45	57.9	15.5	85.0	150.4
2020-21	LIU	2	4	17	0	9	4.3	8.5	0-0-0	0	0	0	0.0	0.0	0.0	0.0
2021-22	LIU	10	77	29	1	22	0.4	2.9	145-262-5	1665	10	79	55.3	11.5	166.5	117.5
2022-23	BGSU	10	19	51	1	17	2.7	5.1	34-57-2	382	3	31	59.6	11.2	38.2	126.3
2023-24	BGSU	3	14	10	0	14	0.7	3.3	15-23-2	206	1	33	65.2	13.7	68.7	137.4
TOTAL FOR BGSU		13	33	61	1	17	1.8	4.7	49-80-4	588	4	33	61.3	12.0	45.2	129.5
TOTAL		27	122	61	2	22	0.5	2.3	205-361-9	2423	15	79	56.8	11.8	89.7	121.9

Scoring and Total Offense

SEASON	TEAM	gp	Scoring										Total Offense				
			td	rush	rcv	ret	pat	2pat	fg	total	avg/g	rush	pass	total	avg/g		
2019-20	LIU	2	0	0	0	0	0	0	0	0	0	0	0.0	-46	170	124	62.0
2020-21	LIU	2	0	0	0	0	0	0	0	0	0	0	0.0	17	0	17	8.5
2021-22	LIU	10	1	1	0	0	0	0	0	0	6	0.6	29	1665	1694	169.4	
2022-23	BGSU	10	1	1	0	0	0	0	0	0	6	0.6	51	382	433	43.3	
2023-24	BGSU	3	0	0	0	0	0	0	0	0	0	0.0	10	206	216	72.0	
TOTAL FOR BGSU		13	1	1	0	0	0	0	0	0	6	0.5	61	588	649	49.9	
TOTAL		27	2	2	0	0	0	0	0	0	12	0.4	61	2423	2484	92.0	



Scot Loeffler

Head Coach • Fourth Season

Scot Loeffler is in his fifth season as the head coach at Bowling Green State University. The 20th head coach of the Bowling Green football program, Loeffler came to BGSU after serving as deputy head coach and offensive coordinator at Boston College.

Coming to BGSU, Loeffler inherited one of the nation’s biggest rebuilding projects as the BGSU offense and defense both ranked nearly last in the nation in both offensive and defensive production the season before his arrival.

The gains during Loeffler’s tenure started to take root in 2021 and by 2022 Bowling Green was back in a bowl game for the first time since 2015 as the Falcons took part in the Quick Lane Bowl. Bowling Green became one of four FBS programs in 2022 whose win totals improved 4+ games from 2020 to 2021 and then improved 2+ more games from 2021 to 2022. Joining BGSU on the list were Kansas State, Oregon State and Tennessee.

Karl Brooks was a forced to be dealt with on the defensive line in 2022 as he earned first-team All-America honors from Pro Football Focus (PFF) after finishing No. 11 in the nation with 10 sacks, which also rank No. 3 all-time at BGSU on the career single-season ledger. Brooks led the nation in total pressures (69) and was the highest-graded player (93.0) at his position in the nation per PFF.

Brooks led a defensive unit that finished with 38 team sacks in 2022, which ties the 1992 and 2012 Bowling Green teams for most in a season in records dating back to 1990. Over 90 percent of BGSU’s sacks in 2022 came in a base defense.

Offensively, Matt McDonald finished his BGSU career No. 9 all-time in career passing with 5,921 passing yards after throwing for 22 touchdowns and 2,654 yards in 2022. His 22 passing touchdowns rank No. 11 on BGSU’s all-time single-season ledger. Five of BGSU’s six wins were by seven points or less, which ranked No. 3 in the nation. Ta’ron Keith scored the game-winning touchdown in three of those games and his 83-yard kick return for a touchdown against Western Michigan set up the game-winning score in a fourth BGSU win.

The 2021 season the rebuild started to turn as the Falcons enjoyed some signature wins, highlighted by a 14-10 triumph at Minnesota. The Gophers ultimately finished the year 9-4 and in second place in the West division of the Big Ten. BGSU’s gains in 2021 were foundational as the Falcons were one of the nation’s youngest teams with 71 student-

athletes on the roster that were taking part in their first or second season of college football.

The BGSU defense led the way in 2021 as it recorded its best season dating back to the 2013 MAC championship year, allowing opponents only 373.7 yards per game. Nate Needham earned first-team All-America honors from the Football Writers Association of America after leading the nation in field goal percentage through the regular season (.950) on 19-of-20 field goal attempts. He was only the third Falcon to earn first-team honors from the FWAA, the second-oldest All-America team.

Linebacker Darren Anders, Needham and tight end Christian Sims all earned first-team All-MAC honors, giving BGSU the most first-team nods since the 2015 MAC championship season. Anders led the MAC and was No. 8 in the nation with 10.3 tackles per game. Sims led the MAC tight ends with 41 receptions and 418 receiving yards.

Loeffler’s second season at Bowling Green came during the COVID-19 pandemic when the MAC started its season late and the Falcons played only five games. Despite going winless, the young Falcons had valuable game experience. Tight end Quintin Morris earned first-team All-MAC honors after leading the league in tight end receptions and tight end receiving yards.

In his first season at Bowling Green, the Falcons built a foundation for success. Although BGSU went just 3-9 overall and 2-6 in MAC play, the program started the rebuild in many ways. Most notably, the Falcons defeated rival Toledo 20-7 to end a nine-game losing streak in the Battle of I-75.

In BGSU’s three victories (over Toledo, Akron and Morgan State), the Falcons outscored their opponents 101-16, highlighting explosive offensive performances and stifling defensive efforts. Bowling Green held Morgan State to just 70 yards of offense and Akron to 100 yards. BGSU gave up just one touchdown in those three victories.

Loeffler’s coaching career, which spans back to his time as a student assistant at Michigan during the 1996 season, includes stops at Michigan, Central Michigan, Florida, Temple, Auburn, Virginia Tech and Boston College. He also spent a year coaching the quarterbacks for the Detroit Lions.

Over his career, Loeffler has coached seven quarterbacks who went on to play in the NFL – Tom Brady, Tim Tebow, Brian Griese, Chad Henne, Drew Henson, John Navarre and Logan Thomas. Those seven quarterbacks have won a combined nine Super Bowl championships (Tom Brady, 7; Brian Griese, 1; Chad Henne, 1). He has also directed a potent rushing attack at Boston College behind AJ Dillon,

The Loeffler Record

Year	School	Overall	Conference	Place
2019	Bowling Green	3-9	2-6	5th (East)
2020	Bowling Green	0-5	0-5	6th (East)
2021	Bowling Green	4-8	2-6	T4th (East)
2022	Bowling Green	6-7	5-3	T2nd (East)
2023	Bowling Green	1-3	0-1	
Totals (fifth year)		14-32	9-21 MAC	

who was 12th nationally in rushing yards per game in 2018. Dillon was the ACC Rookie of the Year in 2017 and the nation's second-leading rusher among freshmen. Dillon was later drafted in the second round by the Green Bay Packers in the 2020 NFL Draft.

In 2018, Boston College scored 40+ points in four of its first five games, including an average of 52.7 points in consecutive wins over Massachusetts, Holy Cross and Wake Forest. The Eagles then defeated Temple 45-35 and Louisville 38-20. The team ended the regular season at 7-5 overall.

Prior to coming to BGSU, Loeffler's teams have played in 15 bowl games in the 17 seasons he has been a college coach.

In 2017, Loeffler's offense posted 35+ points in three consecutive games for the first time in 15 years at Boston College. The team scored 40+ points in consecutive conference games for the first time in the program's Big East and ACC history. The rushing offense climbed from 96th to 25th in the country and the Eagles were one of the faster teams in the nation, ranking 18th nationally in total plays.

In 2016, his first year on staff at Boston College, the Eagles won a bowl game for the first time in nine years.

Prior to his tenure at Boston College, Loeffler served as offensive coordinator and quarterbacks coach under Frank Beamer at Virginia Tech from 2013-15. He mentored Logan Thomas, who finished his collegiate career by breaking career records for passing yards, attempts, touchdown passes and rushing touchdowns by a quarterback. He oversaw a trio of wide receivers who became the first group in Virginia Tech history to each record 40 or more receptions in a season. While at Virginia Tech he directed a VT offense that went into Columbus, Ohio, and defeated Ohio State, 35-21, in the Buckeyes only loss during their 2014 national championship season.

As the offensive coordinator and quarterbacks coach at Auburn in 2012, Loeffler mentored Tre Mason, a 1000-yard rusher who became the first non-quarterback to lead Auburn in total offense since Bo Jackson in 1985.

Loeffler guided Temple to the seventh-best rushing average in the nation as offensive coordinator in 2011 and running back Bernard Pierce ranked sixth nationally, including 107 yards on the ground in Doyt L. Perry Stadium in a 13-10 BGSU victory. That team went on to win the program's first bowl game since 1979.

Prior to his time at Temple, he was the quarterbacks coach at Florida under former BGSU head coach Urban Meyer, helping the unit to the best pass efficiency in the nation in 2009. He guided Tebow in his final season in Gainesville as he passed for 2,895 yards and 21 touchdowns. Tebow graduated from Florida with five NCAA, 14 SEC and 28 school records.

In 2008, Loeffler worked with the Detroit Lions' quarterbacks, following his tenure at Michigan. From 2002-07, he coached quarterbacks for the Wolverines. Chad Henne became the first true freshman quarterback to lead his team to a Big Ten title and start in a BCS game, while John Navarre became Michigan's first All-Big Ten first-team quarterback since 1997.

Along with his time at Temple, Loeffler has familiarity in the Mid-American Conference as he was Central Michigan's quarterbacks coach from 2000-01. Prior to that, he was a graduate assistant and student assistant at Michigan, working with Brady and Griese. He was part of the Wolverines' undefeated national championship season in 1997.

A native of Barberton, Ohio and Barberton High School, Loeffler played quarterback at Michigan from 1993-96. A 1998 graduate of Michigan, Loeffler earned his undergraduate degree in history with a minor in political science.

Loeffler is married to Amie, who holds an undergraduate degree in chemistry from Bowling Green in 1999 and a graduate degree in chemistry in 2005. The couple has three children – Luke, Alexis and Mary Elizabeth.

THE LOEFFLER RECORD

PERSONAL

Born: Nov. 1, 1974 in Barberton, Ohio

Hometown: Barberton, Ohio

Wife: Amie

Children: Luke, Alexis and Mary Elizabeth

EDUCATION

High School: Barberton High School,
Barberton, Ohio (1993)

College: Michigan (1998)

PLAYING EXPERIENCE

Michigan (1993-96)

COACHING EXPERIENCE

1996-97: Michigan, Student Assistant

1998-99: Michigan, Graduate Assistant

2000-01: Central Michigan, Quarterbacks

2002-07: Michigan, Quarterbacks

2008: Detroit Lions, Quarterbacks

2009-10: Florida, Quarterbacks

2011: Temple, Offensive Coordinator/Quarterbacks

2012: Auburn, Offensive Coordinator/Quarterbacks

2013-15: Virginia Tech, Offensive Coordinator/Quarterbacks

2016-17: Boston College, Offensive Coord./Quarterbacks

2018: Boston College, Deputy HC Offense/Offensive Coord./QBs

2019-pres: Bowling Green, Head Coach

BOWLS COACHED

1997: Michigan, Rose (National Championship)

1998: Michigan, Citrus

1999: Michigan, Orange

2002: Michigan, Outback

2003: Michigan, Rose

2004: Michigan, Rose

2005: Michigan, Alamo

2006: Michigan, Rose

2007: Michigan, Capital One

2009: Florida, Sugar

2010: Florida, Outback

2011: Temple, New Mexico

2013: Virginia Tech, Sun

2014: Virginia Tech, Military

2015: Virginia Tech, Independence

2016: Boston College, Quick Lane

2017: Boston College, Pinstripe

2022: Bowling Green, Quick Lane

DID YOU KNOW?

- OT **Tunde Fatukasi** started playing the drums in church when he was six years old. He taught himself to play the drums and has played over the years at churches in the USA and Nigeria. Fatukasi's older brothers Foley (Jaguars) and Olakunle (Chiefs) currently play in the NFL. The Fatukasi family was displaced from their Far Rockaway, N.Y., due to Hurricane Sandy. The family of five lived in a hotel for three months and then a friend's apartment after that while their home was fixed.
- Head coach **Scot Loeffler**, associate head coach (LBs) **Steve Morrison**, and passing game coordinator (WRs) **Erik Campbell** were all on staff with each other at Michigan under former head coach Lloyd Carr.
- The Falcons have a unique legacy on their team in 2023. Tight end **Bryce Boyer** is a fourth-generation falcon. His dad (Lee), grandfather (Chester) and great grandfather (Rodney) all played football at Bowling Green. Research to this point has the Boyers as the second four-generation family in FBS history and first that is a direct line of son->father->grandfather->great grandfather. Washington State is the other, but it was a direct line of three and a maternal grandfather.
- Co-Offensive Coordinator **Greg Nosal** played offensive guard at Virginia Tech and in 2010 received the nickname "Nine-Fingers Nosal" after he lost the tip of his pinkie during a game with Central Michigan. His pinkie got stuck in a facemask on a block and the tip was ripped off. They found it in his glove, put it on ice and Nosal played the rest of the game with his hand taped up. Later in the fourth quarter they stitched it back on his finger.
- BGSU director of football operations **Damaris Linker** is one of eight female directors of football operations at the FBS level that oversee the entire operation for the program. Along with **Dani Coppes**, BGSU's football sports medicine provider, Bowling Green, Kansas State and New Mexico State are the only schools in the nation with female leads over football operations and sports medicine. BGSU is the only FBS program in the nation what has women in the top two operations roles with Linker and **Jovannah East**.
- **Kitione Tau** spent 2019 and 2021 at Laney CC in California. The 2020 season was lost due to COVID-19. During Tau's 2019 season, Laney was featured in season five of Netflix's *Last Chance U*. **Justin Lynch** was teammates with Tau at Laney in 2021 when he redshirted.
- **Odieu Hiliare's** older brother, Hygens Succes, played linebacker at Florida while BGSU head coach **Scot Loeffler** was the quarterback coach.
- RB coach Brian White first met OLB **David Afogho** when he was in the sixth grade. David's father was Coach White's Uber driver to the airport in Boston as he left to go recruit one trip. The pair got talking and David's dad told Coach White how his son loved football. Coach White built a relationship with the family and gave them tickets to Boston College games. They kept in contact as Coach White followed David's success and recruited him when he reached high school.

2023 HONORS/AWARDS

Darren Anders, Sr., ILB

- Wuerffel Trophy Watch List
- PFN preseason MAC Defensive Player of the Year
- PFN preseason MAC Linebacker of the Year
- PFN preseason first-team All-MAC
- Phil Steele preseason third-team All-MAC
- Athlon Sports preseason fourth-team All-MAC

Jhaylin Embry, Jr., WR

- PFN preseason honorable mention All-MAC (PR)
- Athlon Sports preseason fourth-team All-MAC (PR)
- Phil Steele preseason second-team All-MAC (PR)

Harold Fannin Jr., So., TE

- PFN preseason third-team All-MAC
- Phil Steele preseason fourth-team All-MAC

Tunde Fatukasi, Jr., OT

- Phil Steele preseason fourth-team All-MAC

Davon Ferguson, Sr., CB

- Phil Steele preseason fourth-team All-MAC

Demetrius Hardamon, Sr., OLB

- Campbell Trophy Nominee
- Wuerffel Trophy Watch List
- PFN preseason second-team All-MAC
- Athlon Sports preseason third-team All-MAC

Anthony Hawkins, Jr., DL

- Phil Steele preseason fourth-team All-MAC
- Athlon Sports preseason fourth-team All-MAC

Odieu Hiliare, Sr., WR

- Allstate AFCA Good Works Nominee
- PFN preseason MAC Wide Receiver of the Year
- PFN preseason first-team All-MAC
- Phil Steele preseason third-team All-MAC
- Athlon Sports preseason second-team All-MAC

Brock Horne, Sr., ILB

- Wuerffel Trophy Watch List

Abdul-Fatai Ibrahim, Sr., WR

- PFN preseason MAC Newcomer of the Year
- PFN preseason MAC Off. Newcomer of the Year
- PFN preseason second-team All-MAC

Ta'ron Keith, So., RB

- PFN preseason second-team All-MAC (KR)
- Phil Steele preseason third-team All-MAC (KR)
- Athlon Sports preseason second-team All-MAC (KR)

Jordan Oladokun, Jr., CB

- PFN preseason second-team All-MAC
- Athlon Sports preseason fourth-team All-MAC

Austin Osborne, Sr., WR

- Wuerffel Trophy Watch List
- Athlon Sports preseason fourth-team All-MAC

Jaision Patterson, Jr., RB

- PFN preseason honorable mention All-MAC

Sami Sir, So., P

- PFN preseason honorable mention All-MAC

Kameren Stewart, Sr., OT

- Athlon Sports preseason fourth-team All-MAC

Terion Stewart, So., RB

- PFN preseason honorable mention All-MAC
- Athlon Sports preseason fourth-team All-MAC

Alex Wollschlaeger, Jr., OT

- PFN preseason third-team All-MAC
- Phil Steele preseason fourth-team All-MAC

NATIONAL AWARD WATCH LISTS

CAMPBELL TROPHY NOMINEE

- Demetrius Hardamon, OLB



WUERFFEL TROPHY

- Darren Anders, ILB
- Demetrius Hardamon, OLB
- Brock Horne, ILB
- Abdul-Fatai Ibrahim, WR
- Austin Osborne, WR



EAST-WEST SHRINE 1000 LIST

- Connor Bazalak, QB



ALLSTATE AFCA GOOD WORKS NOMINEE

- Odieu Hiliare, WR



GAME-BY-GAME NOTABLES

Opponent	Coin Toss	Kickoff/Receive	BGSU 1st Poss.	Game Time (ET)	Game Length	Jersey/Pants	Helmet	Attendance	Result
at Liberty	Won	Kickoff	Punt	12 p.m.	3:33	White/Orange	White	18,811	L/24-34
Eastern Illinois	Loss	Receive	Touchdown	2 p.m.	3:07	White/White	White	12,312	W/38-15
at Michigan	Loss	Receive	Punt	7:30 p.m.	3:02	White/Brown	White	109,955	L/6-31
Ohio	Loss	Receive	INT	3:30 p.m.	3:14	Brown/Orange	Orange	18,248	L/7-38
at Georgia Tech				3:30 p.m.					
at Miami (OH)				3:30 p.m.					
at Buffalo				3:30 p.m.					
Akron				TBA					
Ball State				7/7:30 p.m.					
at Kent State				7/7:30 p.m.					
Toledo				7 p.m.					
at Western Michigan				7/7:30 p.m.					

BOWLING GREEN'S RECORD WHEN ...

	2023	Loeffler
Overall Record	1-3	14-32
MAC Record	0-1	9-21
Non Conference	1-2	4-11
Home	1-1	9-12
Road	1-1	5-17
Neutral	0-0	0-1
Current Streak	L2	L2
Day	1-2	10-20
Night	0-1	4-12
TV Game	1-3	11-20
August	0-0	1-0
September	1-3	4-11
October	0-0	5-8
November	0-0	4-11
December	0-0	0-2
vs. top 25 Teams	0-1	0-2
vs. Non ranked teams	1-2	14-30
vs. Bowl Eligible teams	0-0	2-12
On Turf	1-3	14-28
On natural grass	0-0	0-3
Scoring first	1-0	10-10
Leading after first quarter	1-0	10-9
Behind after first quarter	0-3	3-20
Tied after first quarter	0-0	0-3
Leading after second quarter	1-0	10-2
Behind after second quarter	0-3	1-30
Tied after second quarter	0-0	3-0
Leading after third quarter	1-0	12-1
Behind after third quarter	0-3	1-30
Tied after third quarter	0-0	1-1
Overtime	0-0	1-1
Scoring less than 20 points	0-2	3-22
Scoring 20-29 points	0-1	3-9
Scoring 30-39 points	1-0	5-0
Scoring 40+ points	0-0	3-1
Allowing less than 20 points	1-0	10-0
Allowing 20-29 points	0-0	1-3
Allowing 30-39 points	0-3	1-14
Allowing 40+ points	0-0	1-16
Outgain opponent	1-0	9-2
Opponent outgains BGSU	0-3	5-30
Win turnover margin	1-1	11-6
Lose turnover margin	0-2	3-23
Tie in turnovers	0-0	1-3
Game decided by 1-10 points	0-1	6-6
Game decided by 11-20 points	0-0	5-2
Game decided by 20+ points	1-2	3-24

CONSECUTIVE GAMES WITH A RECEPTION

Name, Pos.	Streak	'23 Rec.	Career Rec.	Streak Started
Odieu Hiliare, WR	39	15	175	Sept. 1, 2019 (vs. MC)
Harold Fannin Jr., TE	10	11	29	Oct. 15, 2022 (vs. Miami)
Abdul-Fatai Ibrahim, WR	4	10	173	Sept. 2, 2023 (at Liberty)
Levi Gazarek, TE	3	5	18	Sept. 9, 2023 (vs. EIU)
Ta'ron Keith, RB	3	13	73	Sept. 9, 2023 (vs. EIU)
Finn Hogan, WR	2	2	21	Sept. 16, 2023 (at Mich.)
Austin Osborne, WR	1	8	75	Sept. 23, 2023 (vs. OU)
Andrew Bench, TE	1	1	13	Sept. 23, 2023 (vs. OU)

100-YARD GAMES

Name, Pos.	100+Yard Rushing				Games Career
	'20	'21	'22	'23	
Terion Stewart, RB	1	1	*	1	3
Jaison Patterson, RB	*	0	1	0	1

100+Yard Receiving Games

Name, Pos.	'19	'20	'21	'22	'23	Career
	Abdul-Fatai Ibrahim, WR	5*	1*	5*	0*	
Odieu Hiliare, WR	0*	1*	4*	2	0	7
Harold Fannin Jr., TE	*	*	*	0	1	1
Ta'ron Keith, RB	*	0	0	0	1	1

* - while at Alabama A&M

200/300/400-YARD GAMES

Name, Pos.	200+Yard Receiving				Career
	'19	'20	'21	'22	
Abdul-Fatai Ibrahim, WR	1*	0*	0*	0*	1
Odieu Hiliare, WR	0*	0*	0*	1	1

* - while at Alabama A&M

200+Yard Passing Games

Name	'19	'20	'21	'22	'23	Career
Connor Bazalak, QB	0!	8!	7!	8^	1	24

300+Yard Passing Games

Name	'19	'20	'21	'22	'23	Career
Connor Bazalak, QB	0!	3!	3!	2^	1	9

400+Yard Passing Games

Name	'19	'20	'21	'22	'23	Career
Connor Bazalak, QB	0!	1!	0!	0^	0	1

! - while at Missouri

^ - while at Indiana

GAME-OPENING DRIVES

	BOWLING GREEN					OPPONENT				
	Pts	Res	1st Down	PI-Yds	Time	Pts	Res	1st Down	PI-Yds	Time
Liberty	0	Punt	1	4-17	1:24	7	TD-Rush	4	9-71	4:20*
Eastern Illinois	7	TD-Pass	4	11-90	5:11	6	TD-Pass	3	10-65	4:42
Michigan	0	Punt	1	4-24	2:24	7	TD-Rush	3	4-77	1:52
Ohio	0	INT	0	3-6	0:40	7	TD-Pass	1	2-28	1:12
Totals	7		6		2:41*	27		11		2:54*

*-average

SECOND-HALF OPENING DRIVES

	BOWLING GREEN					OPPONENT				
	Pts	Res	1st Down	PI-Yds	Time	Pts	Res	1st Down	PI-Yds	Time
Liberty	3	FG	4	10-72	3:20	7	TD-Pass	4	7-75	3:01
Eastern Illinois	3	FG	5	14-71	5:18	0	INT	5	10:50	6:10
Michigan	0	INT	0	0-0	0:07	0	Punt	0	3-8	2:05
Ohio	0	INT	1	4-18	1:52	0	Punt	0	3-9	2:24
Totals	6				2:44*	7				3:34*

*-average

STARTING FIELD POSITION

	BG Avg. Start	Opp. Avg. Start	BGSU Advantage
Liberty	22	41	-19
Eastern Illinois	29	18	+11
Michigan	28	42	-12
Ohio	31	34	-3
Totals <small>(per gm avg.)</small>	28	34	-(5.75)

PENALTIES

	BG Pen.-Yds.	Opp. Pen.-Yds.	BGYd Diff
Liberty	9-86	4-51	-35
Eastern Illinois	7-51	6-60	+9
Michigan	2-15	1-10	-5
Ohio	12-123	8-65	-58
Totals <small>(per gm avg.)</small>	68.75	46.50	-(22.25)

GOAL-TO-GOAL SITUATIONS

SUMMARY

Totals	Offense	Defense
Goal-to-Go Situations	8	13
Scores	7	10
Total Points	41	58
Touchdowns	5	7
Field Goals	2	3
Fumbles	0	0
Interceptions	1	1
Missed Field Goals	0	1
Lost on Downs	0	0
End of Half/Game	0	0
Ran Out Clock	0	1

GAME-BY-GAME

Date	Opponent	Offense	Defense
Sept. 2	Liberty	TD-Rush	TD-Rush
		FG	TD-Pass
Sept. 9	Eastern Illinois	FG	FG
		TD-Rush	Blocked FG
		TD-Rush	TD-Pass
		TD-Rush	FG
Sept. 16	Michigan	TD-Rush	End of Game
		TD-Rush	FG
Sept. 23	Ohio	TD-Rush	TD-Rush
		TD-Rush	TD-Pass

BGSU'S CAREER RECEPTIONS (100+)

Name	Career Catches
1. Freddie Barnes (2006-09)	298
2. Charles Sharon (2002-05)	232
3. Cole Magner (2001-04)	215
Scotty Miller (2015-18)	215
5. Robert Redd (1998-02)	211
6. Ronnie Moore (2013-16)	198
7. Ryan Burbrink (2012-15)	189
8. Mark Szlachcic (1989-92)	182
9. Corey Patridge (2005-08)	181
10. Stan Hunter (1982-85)	176
11. Kamar Jordan (2010-11)	174
12. Reggie Thornton (1986-89)	158
Roger Lewis (2014-15)	158
14. Steve Sanders (2002-05)	156
15. Kurt Gerling (1998-01)	152
16. Ronald Heard (1986-89)	139
17. Mark Dowdell (1981-84)	138
18. Jeff Groth (1966-68)	136
19. P.J. Pope (2002-05)	133
20. Ronnie Redd (1991-94)	129
Gehrigh Dieter (2014-15)	129
22. Quintin Morris (2017-20)	125
23. David Bautista (2000-01)	121
24. Willie Geter (2007-10)	120
25. Ed Jones (1966-68)	119
26. Alex Bayer (2010-13)	115
Shaun Joplin (2011-13)	115
28. Kyle Hockman (1987-89)	110
29. James Hawkins (2001-04)	108
30. Bob Zimpfer (1967-69)	106
31. Shawn Potts (1979-82)	105
32. LeRoy Smith (1989-92)	104

Next Up:

Austin Osborne (2021-pres.)	74
Ta'ron Keith (2020-pres.)	73
Odieu Hiliare (2022-pres.)	73

ROSTER NOTES BY STATES

State	No. of Players	% of 108 man roster
Ohio	42	38.9
Florida	12	11.1
Illinois	8	7.4
Michigan	7	6.5
California	6	5.6
Georgia	4	3.7
Maryland	4	3.7
Indiana	3	2.8
New York	3	2.8
Tennessee	2	1.9
Texas	2	1.9
Arizona	1	0.9
Arkansas	1	0.9
Colorado	1	0.9
Iowa	1	0.9
Kansas	1	0.9
Massachusetts	1	0.9
Minnesota	1	0.9
Mississippi	1	0.9
Missouri	1	0.9
New Jersey	1	0.9
South Carolina	1	0.9
Virginia	1	0.9
Australia	1	0.9
Mexico	1	0.9
Nigeria	1	0.9

FALCONS AMONG NATIONAL/MAC LEADERS

Category	MAC	NCAA	National Leader	Stat
Rushing Offense	7 - 128.2	94	Air Force	340.5
Passing Offense	6 - 183.2	106	Washington	467.2
Total Offense	8 - 311.5	117	Washington	593.2
Scoring Offense	7 - 18.8	119	Southern California	55.0
Rushing Defense	6 - 154.2	95	Nebraska	46.2
Total Defense	5 - 338.5	63	Penn State	219.5
Scoring Defense	7 - 29.5	101	Michigan	5.8
Net Punting	9 - 34.44	118	Duke	48.40
Punt Returns	9 - 2.50	115	North Carolina	40.50
Kickoff Returns	10 - 14.70	115	Eastern Michigan	36.29
Pass Defense	4 - 184.2	28	Penn State	138.0
Sacks	3 - 2.25	58	Marshall	4.67
Tackles For Loss	6 - 5.2	85	Two Tied	10.2
Sacks Allowed	6 - 2.25	75	Three Tied	0.25
Turnover Margin	12 - -1.25	119	Penn State	2.75
Passing Efficiency	8 - 108.57	119	Air Force	248.87
Pass Efficiency Def.	10 - 164.24	123	Penn State	88.26
3rd-Down Conv.	11 - 27.7	126	Kansas	60.5
Opp. 3rd-Down Conv.	3 - 33.3	33	Utah	19.6
Red-Zone%	9 - 76.9	93	Eight Tied	1.000
Opp. Red-Zone%	5 - 80.0	50	Syracuse	44.4

Comp. Per Game	NCAA/MAC	Stat	Comp. %	NCAA/MAC	Stat
Connor Bazalak	82/3	15.33	Connor Bazalak	99/7	56.8

Passing Yards Per Game	Stat	Rec. Per Game	Stat		
Connor Bazalak	94/4	164.7	Odieu Hilaire	153/9	3.8

Tackles Per Game	Stat	Sacks Per Game	Stat		
Joseph Sipp Jr.	65/10	7.8	Cashius Howell	79/7	0.62

Fumbles Recovered	Stat	Interceptions Per Game	Stat		
Three Tied	19/2	1	Jalen Huskey	21/2	0.5

Field Goals Per Game	Stat	Field Goal Percentage	Stat		
Alan Anaya	53/4	1.00	Alan Anaya	43/3	0.80

Kickoff Returns	Stat	Combined Kick Returns	Stat		
Ta'ron Keith	66/6	17.8	Ta'ron Keith	101/8	89

Punting	Stat	Stat
Sammy Sir	59/5	39.3

FALCONS IN THE NFL

Player (Pos.)—Last BGSU Season	Current Team
Karl Brooks (DE)—2022	Green Bay Packers
Scotty Miller (WR)—2018	Atlanta Falcons
Quintin Morris (TE)—2020	Buffalo Bills

SPORTS MEDICINE

BGSU ATHLETIC TRAINER FOR FOOTBALL IS ONE OF A FEW

- BGSU's Dani Coppes is one of 14 women at the FBS level that is their school's sports medicine department's primary care provider for football.

Name	School
Jennifer Brodeur	UMass
Deanna Doheny	Rice
Brandy Clouse*	Georgia Southern
DANI COPPES	BOWLING GREEN
Sam Graff	New Mexico State
Alyson Gramley*	Troy
Mindy Hoffman	Kansas State
Jessica Judd	Western Kentucky
Sarah McBrien	Western Michigan
Kammy Powell	Iowa
Kelli Pugh	Virginia
Shana Sunseri	ULM
Kaleen Trout	BYU
Mary Vander Heiden*	UCF

* - sports medicine department head

INDIVIDUAL STATISTICS

Rushing

Player	gp	att	gain	loss	net	avg	td	lg	avg/g
Terion Stewart	4	32	229	14	215	6.7	3	46	53.8
Ta'ron Keith	4	10	95	11	84	8.4	1	40	21.0
Jaison Patterson	4	19	74	3	71	3.7	0	20	17.8
PaSean Wimberly	4	16	67	6	61	3.8	0	12	15.3
Nick Mosley	4	8	56	0	56	7.0	0	23	14.0
Jamal Johnson	4	6	18	2	16	2.7	0	10	4.0
Camden Orth	3	14	41	31	10	0.7	0	14	3.3
Abdul-Fatai Ibrahim	4	2	5	0	5	2.5	0	5	1.3
Harold Fannin Jr.	3	1	1	0	1	1.0	0	1	0.3
Connor Bazalak	3	9	30	35	-5	-0.6	0	14	-1.7
Team	4	1	0	1	-1	-1.0	0	0	-0.3
Total	4	123	618	105	513	4.2	4	46	128.3
Opponents	4	143	716	99	617	4.3	3	54	154.3

Passing

Player	gp	effic	comp-att-int	pct	yds	td	lg	avg/g
Connor Bazalak	3	107.9	46-81-5	56.8	494	3	58	164.7
Camden Orth	3	137.4	15-23-2	65.2	206	1	33	68.7
Hayden Timosciek	2	47.7	6-10-2	60.0	33	0	12	16.5
Total	4	108.6	67-114-9	58.8	733	4	58	183.3
Opponents	4	164.2	56-85-4	65.9	737	9	50	184.3

Receiving

Player	gp	no.	yds	avg	td	lg	avg/g
Odieu Hiliare	4	15	179	11.9	2	32	44.8
Ta'ron Keith	4	13	146	11.2	0	58	36.5
Harold Fannin Jr.	3	11	144	13.1	1	34	48.0
Abdul-Fatai Ibrahim	4	10	117	11.7	1	33	29.3
Austin Osborne	4	8	95	11.9	0	27	23.8
Levi Gazarek	4	5	28	5.6	0	15	7.0
Finn Hogan	4	2	25	12.5	0	13	6.3
Andrew Bench	4	1	10	10.0	0	10	2.5
Jhaylin Embry	4	1	2	2.0	0	2	0.5
Jamal Johnson	4	1	2	2.0	0	2	0.5
Total	4	67	748	11.2	4	58	187.0
Opponents	4	56	737	13.2	9	50	184.3

Punt Returns

Player	no.	yds	avg	td	lg
Jhaylin Embry	6	15	2.5	0	7
Total	6	15	2.5	0	7
Opponents	6	58	9.7	0	22

Interceptions

Player	no.	yds	avg	td	lg
Jalen Huskey	2	0	0.0	0	0
Avi McGary	1	0	0.0	0	0
Jordan Oladokun	1	29	29.0	0	29
Total	4	29	7.3	0	29
Opponents	9	107	11.9	1	36

Kick Returns

Player	no.	yds	avg	td	lg
Ta'ron Keith	5	89	17.8	0	30
Jhaylin Embry	4	55	13.8	0	19
Charles Rosser	1	3	3.0	0	3
Total	10	147	14.7	0	30
Opponents	14	216	15.4	0	35

Fumble Returns

Player	no.	yds	avg	td	lg
Patrick Day	1	0	0.0	0	0
Evan Branch-Haynes	1	0	0.0	0	0
Jalen Huskey	1	0	0.0	0	0
Total	3	0	0.0	0	0
Opponents	3	99	33.0	2	71

INDIVIDUAL STATISTICS

Scoring

Player	td	fg	PAT					dpx	saf	pts
			kick	rush	rcv	pass				
Alan Anaya	-	4-5	9-9	-	-	-	-	-	-	21
Terion Stewart	3	-	-	-	-	-	-	-	-	18
Odieu Hiliare	2	-	-	-	-	-	-	-	-	12
Abdul-Fatai Ibrahim	1	-	-	-	-	-	-	-	-	6
Trent Simms	1	-	-	-	-	-	-	-	-	6
Ta'ron Keith	1	-	-	-	-	-	-	-	-	6
Harold Fannin Jr.	1	-	-	-	-	-	-	-	-	6
Total	9	4-5	9-9	0	0	0	0	0	0	75
Opponents	15	5-7	13-14	0	0	0	0	0	0	118

Field Goals

Player	fg	pct.	01-19	20-29	30-39	40-49	50-99	lg	blk
Alan Anaya	4-5	80.0	0-0	1-1	2-3	1-1	0-0	42	0
Opponents	5-7	71.4	0-0	1-2	3-3	1-1	0-1	42	1

FG Sequence

Team Name	Bowling Green	Opponents
Michigan	(36),(42),36	(42)
Liberty	(34)	(36),28,(36)
Eastern Ill.	(27)	(31)
Ohio		50,(27)

Numbers in (parentheses) indicate field goal was made

Total Offense

Player	g	plays	rush	pass	total	avg/g
Connor Bazelak	3	90	-5	494	489	163.0
Camden Orth	3	37	10	206	216	72.0
Terion Stewart	4	32	215	0	215	53.8
Ta'ron Keith	4	10	84	0	84	21.0
Jaison Patterson	4	19	71	0	71	17.8
PaSean Wimberly	4	16	61	0	61	15.3
Nick Mosley	4	8	56	0	56	14.0
Hayden Timosciek	2	14	0	33	33	16.5
Jamal Johnson	4	6	16	0	16	4.0
Abdul-Fatai Ibrahim	4	2	5	0	5	1.3
Harold Fannin Jr.	3	1	1	0	1	0.3
Team	4	0	-1	0	-1	-0.3
Total	4	237	513	733	1246	311.5
Opponents	4	228	617	737	1354	338.5

Punting

Player	no.	yds	avg	lg	tb	fc	i20	50+	blk
Sami Sir	16	629	39.3	50	1	6	3	2	0
Total	16	629	39.3	50	1	6	3	2	0
Opponents	12	482	40.2	53	0	4	5	1	0

Kickoffs

Player	no.	yds	avg	tb	ob	retn	net	ydln
Jack Sauder	12	685	57.1	0	1			
Jackson Kleather	3	127	42.3	0	0			
Alan Anaya	2	125	62.5	0	0			
Total	17	937	55.1	0	1	13	40	25
Opponents	24	1472	61.3	12	2	10	40.5	24

All Purpose

Player	g	rush	rcv	pr	kr	ir	total	avg/g
Ta'ron Keith	4	84	146	0	89	0	319	79.8
Terion Stewart	4	215	0	0	0	0	215	53.8
Odieu Hiliare	4	0	179	0	0	0	179	44.8
Harold Fannin Jr.	3	1	144	0	0	0	145	48.3
Abdul-Fatai Ibrahim	4	5	117	0	0	0	122	30.5
Austin Osborne	4	0	95	0	0	0	95	23.8
Jhaylin Embry	4	0	2	15	55	0	72	18.0
Jaison Patterson	4	71	0	0	0	0	71	17.8
PaSean Wimberly	4	61	0	0	0	0	61	15.3
Nick Mosley	4	56	0	0	0	0	56	14.0
Jordan Oladokun	4	0	0	0	0	29	29	7.3
Levi Gazarek	4	0	28	0	0	0	28	7.0
Finn Hogan	4	0	25	0	0	0	25	6.3
Jamal Johnson	4	16	2	0	0	0	18	4.5
Andrew Bench	4	0	10	0	0	0	10	2.5
Camden Orth	3	10	0	0	0	0	10	3.3
Charles Rosser	4	0	0	0	3	0	3	0.8
Connor Bazelak	3	-5	0	0	0	0	-5	-1.7
Team	4	-1	0	0	0	0	-1	-0.3
Total	4	513	748	15	147	29	1452	363.0
Opponents	4	617	737	58	216	107	1735	433.8

TEAM STATISTICS

Team Statistics

	BGSU	OPP
Scoring	75	118
Points per game	18.8	29.5
Points Off Turnovers	9	41
First Downs	64	76
Rushing	29	34
Passing	31	36
Penalty	4	6
Rushing Yardage	513	617
Yards gained rushing	618	716
Yards lost rushing	105	99
Rushing attempts	123	143
Average per rush	4.2	4.3
Average per game	128.3	154.3
TDs Rushing	4	3
Passing Yardage	733	737
Comp-Att-Int	67-114-9	56-85-4
Average per pass	6.4	8.7
Average per catch	10.9	13.2
Average per game	183.3	184.3
TDs Passing	4	9
Total offense	1246	1354
Total plays	237	228
Average per play	5.3	5.9
Average per game	311.5	338.5
Kick returns: #-Yards	10-147	14-216
Punt returns: #-Yards	6-15	6-58
Int returns: #-Yards	4-29	9-107
Kick return average	14.7	15.4
Punt return average	2.5	9.7
Int return average	7.3	11.9
Fumbles-Lost	5-3	7-3
Penalties-Yards	29-284	20-177
Average per game	71.0	44.3
Punts-Yards	16-629	12-482
Average per punt	39.3	40.2
Net punt average	35.1	39.8
Kickoffs-Yards	17-937	24-1472
Average per kick	55.1	61.3
Net kick average	40.0	40.5
Time of possession / game	29:49	30:11
3rd-down conversion	13/47	13/39
3rd-down pct	28%	33%
4rd-down conversion	4/6	3/7
4rd-down pct	67%	43%
Sacks by-Yards	9-54	9-63
Misc Yards	0	0
Touchdowns scored	9	15
Field goals - attempts	4-5	5-7
On-Side kicks	0-0	0-0
Red-zone scores	(10-13) 77%	(12-15) 80%
Red-zone touchdowns	(7-13) 54%	(8-15) 53%
PAT-attempts	(9-9) 100%	(13-14) 93%
2-point conversion-attempts	(0-0) 0%	(0-1) 0%
Attendance	30560	128766
Games / Avg per game	2/15280	2/64383
Neutral site games	-	0/0

Score by Periods

Team	1st	2nd	3rd	4th	OT	TOT
Bowling Green	7	34	20	14	0	75
Opponents	41	40	31	6	0	118

DEFENSIVE STATISTICS

Team Defense

##	Player	gp	Tackles				Sacks	Pass defense			Fumbles		blkd	
			ua	a	tot	tfl/yds	no-yds	int-yds	brup	qbh	fr-yds	ff	kick	saf
3	Joseph Sipp Jr.	4	16	15	31	2-3	
23	Darren Anders	4	8	16	24	1.5-14	1-13	.	1	
22	Jalen Huskey	4	10	9	19	0.5-0	.	2-0	2	.	1-0	.	.	
9	Darius Lorfils	4	11	5	16	
7	Davon Ferguson	4	7	8	15	2-9	1-7	.	1	
8	Trent Simms	4	6	9	15	.	.	.	1	.	.	1	.	
1	Jordan Oladokun	4	10	3	13	.	.	1-29	1	
16	Chace Davis	4	4	8	12	
55	Evan Branch-Haynes	4	5	5	10	0.5-2	0.5-2	.	.	1	1-0	.	.	
54	Anthony Hawkins	4	2	6	8	1.5-11	1.5-11	.	1	1	.	1	.	
11	Demetrius Hardamon	3	3	5	8	2-11	0.5-4	
13	Charles Rosser	4	3	5	8	
4	Deshawn Jones Jr.	4	6	1	7	1-2	
2	Brock Horne	4	3	4	7	0.5-1	
34	Adrian Wilson	4	3	3	6	1	.	.	.	
0	Cashius Howell	4	4	2	6	2.5-12	2.5-12	.	.	1	.	1	.	
60	Dontrez Brown	4	3	2	5	0.5-2	1	1	
90	Davonte Miles	4	3	2	5	
21	Jordan Jackson	3	2	2	4	
32	Patrick Day	4	1	3	4	1-0	.	.	
99	Ali Saad	4	1	3	4	1-4	0.5-3	.	.	1	.	.	.	
14	Davian Mayo	3	2	2	4	1-6	.	.	.	1	.	.	.	
38	Dierre Kelly	4	1	3	4	2-2	1.5-2	.	.	1	.	.	.	
15	Avi McGary	4	2	1	3	.	.	1-0	
5	Nick Mosley	4	1	2	3	
30	PaSean Wimberly	4	2	1	3	1-15	
6	Davion Daniels	4	1	1	2	
24	Diego Neri	4	.	2	2	
17	Bam Booker	3	2	.	2	1-1	
2	Abdul-Fatai Ibrahim	4	2	.	2	
5	Shamoun Duncan-Niusulu	4	1	1	2	.	.	.	1	
0	Ta'ron Keith	4	2	.	2	
11	Finn Hogan	4	.	1	1	
52	Kitione Tau	3	.	1	1	0.5-1	
47	George Carlson	4	1	.	1	
33	Jordan Porter	4	.	1	1	1	.	.	.	
84	Dom Grguric	4	1	.	1	
75	Nate Pabst	4	1	.	1	
18	Jalen Burton	3	1	.	1	
Totals		4	131	132	263	21-96	9-54	4-29	8	8	3-0	4	1	0
Opponents		4	115	140	255	28-106	9-63	9-107	8	9	3-99	4	0	0

GAME-BY-GAME STARTERS

OFFENSE

Game	WR	LT	LG	C	RG	RT	TB	QB	TE	TE/WR	WR
Liberty	Ibrahim	Stewart, K.	Fatukasi	Padgett	Pabst	Wollschlaeger	Stewart, T.	Bazelak	Fannin Jr.	Osborne (WR)	Hiliare
Eastern Illinois	Ibrahim	Stewart, K.	Dunbar II	Padgett	Pabst	Wollschlaeger	Stewart, T.	Bazelak	Gazarek	Bench	Hiliare
Michigan	Ibrahim	Stewart, K.	Fatukasi	Padgett	Pabst	Wollschlaeger	Patterson	Orth	Fanning Jr.	Osborne (WR)	Hiliare
Ohio	Ibrahim	Stewart, K.	Fatukasi	Padgett	Pabst	Wollschlaeger	Stewart, T.	Bazelak	Gazarek	Osborne (WR)	Hiliare

DEFENSE

Game	NG	DT	DE	RLB	WLB	MLB	SLB/CB	CB	FS	BS	CB
Liberty	Hawkins	Brown	Saad	Hardamon	Sipp Jr.	Anders	Ferguson (CB)	Oladokun	Lorfilis	Day	Huskey
Eastern Illinois	Hawkins	Brown	Saad	Hardamon	Sipp Jr.	Anders	Ferguson (CB)	Oladokun	Lorfilis	Simms	Huskey
Michigan	Hawkins	Brown	Saad	Hardamon	Sipp Jr.	Anders	Rosser	Oladokun	Lorfilis	Simms	Huskey
Ohio	Hawkins	Brown	Saad	Howell	Sipp Jr.	Anders	Ferguson (CB)	Oladokun	Lorfilis	Day	Huskey

STATISTICAL LEADERS

Game	Rushing (Att.-Yds-TD)	Passing (C-A-I-Y-TD)	Receiving (Rec.-Yds.-TD)	Tackles Total (S-A-T)
at Liberty	Keith (3-69-0)	Bazelak (6-21-3-71-0)	Hiliare (4-59-1)	Sipp Jr. (4-8-12)
Eastern Illinois	Stewart, T. (10-51-2)	Bazelak (23-28-0-319-3)	Fannin Jr. (7-109-1)	Sipp Jr. (5-3-8)
at Michigan	Mosley (4-33-0)	Orth (8-11-0-91-0)	Hiliare (2-37-0)	Anders (4-3-7)
Ohio	Stewart, T. (12-107-1)	Bazelak (17-32-2-104-0)	Hiliare (4-45-0)	Sipp Jr. (4-3-7)
at Georgia Tech				
at Miami (OH)				
at Buffalo				
Akron				
Ball State				
Kent State				
Toledo				
at Western Michigan				

DRIVE ANALYSIS

	BGSU	Opp.
Total Drives Started	47	45
Times Started Inside Own 20	8	8
Drives Started in Opp. Territory	2	9
Avg. Starting Field Position	own 28	own 34
“Three & Out”	14	11

TURNOVER SUMMARY

	BGSU	Opp.
Turnovers Gained	7	12
...led to touchdown	0	5
...led to field goal	4	3
...led to punt	3	2
...other (end of game/half, downs, turnover, missed FG, etc.)	0	2

PLAYS PER DRIVE

Bowling Green

Opponent	Off. Plays	Drives	Avg.
Liberty	62	12	5.13
Eastern Illinois	64	9	8.00
Michigan	57	13	4.38
Ohio	54	13	4.15
Total	237	47	5.04*

Opponent

Opponent	Off. Plays	Drives	Avg.
Liberty	69	13	5.31
Eastern Illinois	59	9	5.50
Michigan	44	12	3.66
Ohio	56	11	5.09
Total	228	45	5.07*

OFFENSIVE TD BREAKDOWN

YARDS	No. of TD	No. of TD Drives
1-10	4	0
11-20	3	0
21-30	0	0
31-40	1	0
41-50	0	0
51-60	0	2
61-70	0	2
71-80	0	3
81-90	0	1
91-99	0	0

POSS. TIME	TD Drives	Plays on TD Drive
0:01-0:30	0	1:0
0:31-1:00	0	2:0
1:01-1:30	1	3:1
1:31-2:00	1	4:0
2:01-3:00	2	5:2
3:01-4:00	2	6:2
4:01-5:00	1	7:0
5:01-6:00	1	8:1
6:01-7:00	0	9:0
7:01+	0	10:0
OT	0	11+:2

TOP DRIVES

PLAYS	GAME	RESULT	YARDS	GAME	RESULT	TIME	GAME	RESULT
1. 12	Michigan	FG	1. 90	Eastern Illinois	TD	1. 6:42	Michigan	Missed FG
2. 11	Liberty	TD	2. 75	Eastern Illinois	TD	2. 6:39	Michigan	Punt
11	Eastern Illinois	TD	3. 74	Eastern Illinois	TD	3. 5:54	Eastern Illinois	Half
4. 10	Liberty	FG	4. 72	Liberty	INT	4. 5:35	Michigan	FG
5. 9	Liberty	Punt	5. 71	Eastern Illinois	FG	5. 5:18	Eastern Illinois	FG

Total TD Drive Time: 24:30 / 1,470 seconds
Total Offensive TD: 8
AVG TD Time: 3:06
Shortest TD Drive, Yards: 50 (vs EIU, Fatai-Ibrahim 11-yard TD reception, 6 plays, 3:17)
Longest TD Drive, Yards: 90 (vs EIU, Hilaire 10-yard TD reception, 11 plays, 5:11)

Shortest TD Drive Time: 2:12 (at Liberty, Stewart 14-yd TD Rush, 5 plays, 65 yards)
Longest TD Drive Time: 5:11 (vs EIU, Hilaire 10-yard TD reception, 11 plays, 90 yards)
Most Plays on TD Drive: 11 (at Liberty, Orth 32-yd pass to Hilaire, 75 yards, 4:31)
Fewest Plays on TD Drive: 5 (at Liberty, Stewart 14-yd TD Rush, 65 yards, 2:12)

TAKEAWAYS & TURNOVERS

Bowling Green Takeaways

Opponent	Takeaway	Qtr	Yd.-Line	Result
Liberty	Fumble Recovery by Huskey	2nd	BG 29	FG
Eastern Illinois	Interception by Huskey	3rd	Touchback	FG
Michigan	Interception by Huskey	1st	Touchback	FG
Michigan	Fumble Recovery by Day	2nd	MICH 33	FG
Michigan	Interception by Oladokun	2nd	BG 5	Punt
Michigan	Interception by McGary	3rd	BG 20	Punt
Ohio	Fumble Recovery by Branch	3rd	BG 29	Punt

Totals 7 Takeaways 0 TD, 4 FG (12 points)

Bowling Green Turnovers

Opponent	Takeaway	Qtr	Yd.-Line	Result
Liberty	Interception by Bazalak	2nd	BG 25	FG
Liberty	Interception by Bazalak	2nd	BG 36	Pick-6
Liberty	Interception by Bazalak	2nd	BG 38	Blocked FG
Liberty	Interception by Orth	3rd	LIB 2	Punt
Liberty	Interception by Orth	4th	LIB 42	FG
Michigan	Interception by Timosciek	2nd	BG 33	Punt
Michigan	Interception by Timosciek	3rd	BG 2	TD-Rush
Michigan	Fumble by Timosciek	3rd	BG 26	FG
Ohio	Interception by Bazalak	1st	BG 31	TD
Ohio	Fumble by Patterson	1st	OU 29	TD
Ohio	Fumble by Keith	2nd	BG 28	TD
Ohio	Interception by Bazalak	3rd	BG 39	Fumble

Totals 12 Turnovers 5 TD, 3 FG (44 points)

First Half Takeaways	4	First Half Turnovers	7
First Quarter	2	First Quarter	2
Second Quarter	2	Second Quarter	5
Second Half Takeaways	3	Second Half Turnovers	5
Third Quarter	3	Third Quarter	4
Fourth Quarter	0	Fourth Quarter	1
Total Takeaways	7	Total Turnovers	12
INT	4	INT	9
FR	3	FR	3

TEAM GAME-BY-GAME

Date	Opponent	Rushing				Receiving				Passing				Kick Returns				Punt Returns				tot off		
		no.	yds	td	lg	no.	yds	td	lg	cmp	att	int	yds	td	lg	no.	yds	td	lg	no.	yds		td	lg
09/02/2023	at Liberty	31	191	1	40	11	137	1	32	11	31	5	137	1	32	5	55	0	19	0	0	0	0	328
09/09/2023	Eastern Ill.	34	141	2	18	25	368	3	58	25	30	0	368	3	58	2	43	0	23	3	10	0	7	509
09/16/2023	at Michigan	36	79	0	23	14	124	0	33	14	21	2	124	0	33	0	0	0	0	2	0	0	0	203
09/23/2023	Ohio	22	102	1	46	17	119	0	16	17	32	2	104	0	16	3	49	0	30	1	5	0	5	206
Bowling Green		123	513	4	46	67	748	4	58	67	114	9	733	4	58	10	147	0	30	6	15	0	7	1246
Opponents		143	617	3	54	56	737	9	50	56	85	4	737	9	50	14	216	0	35	6	58	0	22	1354

Bowling Green Averages

Games	Avg/ rush	Avg/ catch	Pass effc	KR avg	PR avg	All purpose avg/game	Total offense avg/game
4	4.2	11.2	108.6	14.7	2.5	363.0	311.5

Date	Opponent	Tackles			Sacks no-yds	Fumble ff fr-yds	Pass Defense			blkd kick	PAT attempts			off					
		ua	a	total			tfl-yds	int-yds	qbh		brup	kick	rush	rcv	saf	t/o	pts		
09/02/2023	at Liberty	37	42	79	5.0-20	2-7	1	1-0	0-0	1	2	1	3-3	0	0	0	0	0	24
09/09/2023	Eastern Ill.	27	40	67	9.0-41	5-34	0	0-0	1-0	5	5	0	5-5	0	0	0	0	3	38
09/16/2023	at Michigan	30	16	46	1.0-13	1-13	1	1-0	3-29	0	0	0	0-0	0	0	0	0	6	6
09/23/2023	Ohio	37	34	71	6.0-22	1-0	2	1-0	0-0	2	1	0	1-1	0	0	0	0	0	7
Bowling Green		131	132	263	21.0-96	9-54	4	3-0	4-29	8	8	1	9-9	0	0	0	0	9	75
Opponents		115	140	255	28.0-106	9-63	4	3-99	9-107	9	8	0	13-14	0	0	0	41	118	

Date	Opponent	Punting									Field Goals			Kickoffs				
		no.	yds	avg	long	blkd	tb	fc	50+	i20	md-att	long	blkd	no.	yds	avg	tb	ob
09/02/2023	at Liberty	2	92	46.0	50	0	0	1	1	1	1-1	34	0	5	283	56.6	0	0
09/09/2023	Eastern Ill.	2	91	45.5	50	0	0	1	1	2	1-1	27	0	7	402	57.4	0	1
09/16/2023	at Michigan	6	231	38.5	48	0	1	1	0	0	2-3	42	0	3	127	42.3	0	0
09/23/2023	Ohio	6	215	35.8	44	0	0	3	0	0	0-0	0	0	2	125	62.5	0	0
Bowling Green		16	629	39.3	50	0	1	6	2	3	4-5	42	0	17	937	55.1	0	1
Opponents		12	482	40.2	53	0	0	4	1	5	5-7	42	1	24	1472	61.3	12	2

OPPONENT GAME-BY-GAME

Date	Opponent	Rushing				Receiving				Passing				Kick Returns				Punt Returns				tot off		
		no.	yds	td	lg	no.	yds	td	lg	cmp	att	int	yds	td	lg	no.	yds	td	lg	no.	yds		td	lg
09/02/2023	at Liberty	49	246	1	30	11	143	2	21	11	20	0	143	2	21	3	69	0	35	2	24	0	14	389
09/09/2023	Eastern Ill.	26	75	0	23	21	250	2	37	21	33	1	250	2	37	6	77	0	19	0	0	0	0	325
09/16/2023	at Michigan	31	169	2	54	8	143	2	50	8	13	3	143	2	50	3	26	0	16	3	30	0	22	312
09/23/2023	Ohio	37	127	0	16	16	201	3	42	16	19	0	201	3	42	2	44	0	28	1	4	0	4	328
Opponents		143	617	3	54	56	737	9	50	56	85	4	737	9	50	14	216	0	35	6	58	0	22	1354
Bowling Green		123	513	4	46	67	748	4	58	67	114	9	733	4	58	10	147	0	30	6	15	0	7	1246

Opponents Averages

Games	Avg/ rush	Avg/ catch	Pass effc	KR avg	PR avg	All purpose avg/game	Total offense avg/game
4	4.3	13.2	164.2	15.4	9.7	433.8	338.5

Date	Opponent	Tackles				Sacks no-yds	Fumble		Pass Defense			blkd kick	PAT attempts			off		
		ua	a	total	tfl-yds		ff	fr-yds	int-yds	qbh	brup		kick	rush	rcv	saf	t/o	pts
09/02/2023	at Liberty	19	44	63	7.0-25	2-16	0	0-0	5-75	5	2	0	4-4	0	0	0	13	34
09/09/2023	Eastern Ill.	34	46	80	4.0-12	0-0	0	0-0	0-0	0	2	0	0-1	0	0	0	0	15
09/16/2023	at Michigan	33	30	63	10.0-36	4-28	1	1-0	2-11	1	1	0	4-4	0	0	0	7	31
09/23/2023	Ohio	29	20	49	7.0-33	3-19	3	2-99	2-21	3	3	0	5-5	0	0	0	21	38
Opponents		115	140	255	28.0-106	9-63	4	3-99	9-107	9	8	0	13-14	0	0	0	41	118
Bowling Green		131	132	263	21.0-96	9-54	4	3-0	4-29	8	8	1	9-9	0	0	0	9	75

Date	Opponent	Punting										Field Goals			Kickoffs			
		no.	yds	avg	long	blkd	tb	fc	50+	i20	md-att	long	blkd	no.	yds	avg	tb	ob
09/02/2023	at Liberty	3	109	36.3	44	0	0	2	0	1	2-3	36	1	7	421	60.1	1	1
09/09/2023	Eastern Ill.	3	131	43.7	44	0	0	0	0	0	1-1	31	0	4	260	65.0	2	0
09/16/2023	at Michigan	3	139	46.3	53	0	0	1	1	2	1-1	42	0	6	390	65.0	6	0
09/23/2023	Ohio	3	103	34.3	40	0	0	1	0	2	1-2	27	0	7	401	57.3	3	1
Opponents		12	482	40.2	53	0	0	4	1	5	5-7	42	1	24	1472	61.3	12	2
Bowling Green		16	629	39.3	50	0	1	6	2	3	4-5	42	0	17	937	55.1	0	1

GAME-BY-GAME COMPARISON

Opponent	Score	First Downs				Rushing Number-Yards	Passing		Total Offense Plays-Yards	Return Yards	Turn- Overs
		Total	Rush	Pass	Pen		Comp-Att.-Int	Yards			
Liberty	24-34	19 / 22	12 / 12	5 / 9	2 / 1	31-191 / 49-246	11-31-5 / 11-20-0	137 / 143	62-328 / 69-389	55 / 168	5 / 1
Eastern Ill.	38-15	25 / 20	8 / 5	16 / 13	1 / 2	34-141 / 26-75	25-30-0 / 21-33-1	368 / 250	64-509 / 59-325	53 / 77	0 / 1
Michigan	6-31	10 / 15	5 / 10	5 / 5	0 / 0	36-79 / 31-169	14-21-2 / 8-13-3	124 / 143	57-203 / 44-312	29 / 67	3 / 4
Ohio	7-38	10 / 19	4 / 7	5 / 9	1 / 3	22-102 / 37-127	17-32-2 / 16-19-0	104 / 201	54-206 / 56-328	54 / 168	4 / 1
Totals	75-118	64 / 76	29 / 34	31 / 36	4 / 6	123-513 / 143-617	67-114-9 / 56-85-4	733 / 737	237-1246 / 228-1354	191 / 480	12 / 7

Opponents	3rd Down Conversion	4th Down Conversion	Time of Possession	TOP Margin	Avg			Punting Number-Avg	Penalties		Sacks
					Yds/Rush	Yds/Pass	Yds/Play		Number-Yards	Yards	
Liberty	2-12 / 5-12	3-4 / 0-1	27:05 / 32:55	-05:50	6.2 / 5.0	4.4 / 7.2	5.3 / 5.6	2-46.0 / 3-36.3	9-86.0 / 4-51.0	2 / 2	
Eastern Ill.	4-9 / 1-10	1-1 / 3-5	30:12 / 29:48	00:24	4.1 / 2.9	12.3 / 7.6	8.0 / 5.5	2-45.5 / 3-43.7	6-60.0 / 7-51.0	5 / 0	
Michigan	5-15 / 1-5	0-0 / 0-0	36:13 / 23:47	12:26	2.2 / 5.5	5.9 / 11.0	3.6 / 7.1	6-38.5 / 3-46.3	2-15.0 / 1-10.0	1 / 4	
Ohio	2-11 / 6-12	0-1 / 0-1	25:47 / 34:13	-08:26	4.6 / 3.4	3.3 / 10.6	3.8 / 5.9	6-35.8 / 3-34.3	12-123.0 / 8-65.0	1 / 3	
Totals	13-47 / 13-39	4-6 / 3-7	119:17 / 120:43	-01:26	4.2 / 4.3	6.4 / 8.7	5.3 / 5.9	16-39.3 / 12-40.2	29-284.0 / 20-177.0	9 / 9	

Note: Game totals are displayed in the format TEAM/OPPONENT for each category

GAME-BY-GAME STATISTICS

Rushing

Player	No-Yds/TD	Lib	EIU	Mich	Ohio
Terion Stewart	32-215/3	7-55/0	10-51/2	3-2/0	12-107/1
Jaison Patterson	19-71/0	6-27/0	7-25/0	4-12/0	2-7/0
PaSean Wimberly	16-61/0	4-19/0	3-13/0	9-29/0	-
Camden Orth	14-10/0	6-17/0	3-8/0	5--15/0	DNP
Ta'ron Keith	10-84/1	3-69/1	4-4/0	2-18/0	1--7/0
Connor Bazalak	9--5/0	3--2/0	1-7/0	DNP	5--10/0
Nick Mosley	8-56/0	-	3-20/0	4-33/0	1-3/0
Jamal Johnson	6-16/0	-	2-13/0	3-1/0	1-2/0
Hayden Timosciek	4-0/0	DNP	DNP	4-0/0	-
Abdul-Fatai Ibrahim	2-5/0	1-5/0	-	1-0/0	-
Harold Fannin Jr.	1-1/0	1-1/0	-	-	DNP
Jhaylin Embry	1-0/0	-	1-0/0	-	-

Receiving

Player	No-Yds/TD	Lib	EIU	Mich	Ohio
Odieu Hiliare	15-179/2	4-59/1	4-38/1	2-37/0	5-45/0
Ta'ron Keith	13-146/0	-	6-123/0	3-13/0	4-10/0
Harold Fannin Jr.	11-144/1	2-29/0	7-109/1	2-6/0	DNP
Abdul-Fatai Ibrahim	10-117/1	3-34/0	3-38/1	1-33/0	3-12/0
Austin Osborne	8-95/0	2-15/0	4-56/0	-	2-24/0
Levi Gazarek	5-28/0	-	1-4/0	3-19/0	1-5/0
Finn Hogan	2-25/0	-	-	1-12/0	1-13/0
Andrew Bench	1-10/0	-	-	-	1-10/0
Jhaylin Embry	1-2/0	-	-	1-2/0	-
Jamal Johnson	1-2/0	-	-	1-2/0	-

Punt Returns

Player	No-Yds	Lib	EIU	Mich	Ohio
Jhaylin Embry	6-15	-	3-10	2-0	1-5

Kick Returns

Player	No-Yds	Lib	EIU	Mich	Ohio
Ta'ron Keith	5-89	1-0	2-43	-	2-46
Jhaylin Embry	4-55	4-55	-	-	-
Charles Rosser	1-3	-	-	-	1-3

Interceptions Returns

Player	No-Yds	Lib	EIU	Mich	Ohio
Jalen Huskey	2-0	-	1-0	1-0	-
Jordan Oladokun	1-29	-	-	1-29	-
Avi McGary	1-0	-	-	1-0	-

Fumble Returns

Player	No-Yds	Lib	EIU	Mich	Ohio
Jalen Huskey	1-0	1-0	-	-	-
Patrick Day	1-0	-	-	1-0	-
Evan Branch-Haynes	1-0	-	-	-	1-0

GAME-BY-GAME RED-ZONE

Bowling Green Inside Opponent Red-Zone

Date	Opponent	Score	Times In RZ	Times Scored	Total		Rush TDs	Pass TDs	FGs Made	Failed to score inside RZ						
					Pts	TDs				FGA	Down	Int	Fumb	Half	Game	
09/02/2023	at Liberty	L 24-34	3	2	11	1	1	0	1	1	0	1	0	0	0	0
09/09/2023	Eastern Ill.	W 38-15	6	6	38	5	2	3	1	1	0	0	0	0	0	0
09/16/2023	at Michigan	L 6-31	2	1	3	0	0	0	1	2	0	0	0	0	0	0
09/23/2023	Ohio	L 7-38	2	1	7	1	1	0	0	0	1	0	0	0	0	0
Totals 10 of 13 (76.9%)			13	10	59	7	4	3	3	4	1	1	0	0	0	0

Opponents Inside Bowling Green Red-Zone

Date	Opponent	Score	Times In RZ	Times Scored	Total		Rush TDs	Pass TDs	FGs Made	Failed to score inside RZ						
					Pts	TDs				FGA	Down	Int	Fumb	Half	Game	
09/02/2023	Liberty	L 24-34	7	5	27	3	1	2	2	3	0	0	0	0	0	1
09/09/2023	Eastern Ill.	W 38-15	2	2	9	1	0	1	1	1	0	0	0	0	0	0
09/16/2023	Michigan	L 6-31	3	2	14	2	2	0	0	0	0	1	0	0	0	0
09/23/2023	Ohio	L 7-38	3	3	17	2	0	2	1	1	0	0	0	0	0	0
Totals 12 of 15 (80.0%)			15	12	67	8	3	5	4	5	0	1	0	0	0	1

GAME-BY-GAME BY QUARTER STATISTICS

3rd-Down Conversions

Date	Opponent	Score	Overall	1st Qtr	2nd Qtr	3rd Qtr	4th Qtr	Overtime
09/02/2023	at Liberty	L 24-34	2-12 16.7	0-3 0.0	0-2 0.0	0-4 0.0	2-3 66.7	0-0 0.0
09/09/2023	Eastern Ill.	W 38-15	4-9 44.4	2-3 66.7	2-3 66.7	0-2 0.0	0-1 0.0	0-0 0.0
09/16/2023	at Michigan	L 6-31	5-15 33.3	2-4 50.0	0-4 0.0	0-2 0.0	3-5 60.0	0-0 0.0
09/23/2023	Ohio	L 7-38	2-11 18.2	1-4 25.0	0-3 0.0	1-3 33.3	0-1 0.0	0-0 0.0
Bowling Green			13-47 27.7	5-14 35.7	2-12 16.7	1-11 9.1	5-10 50.0	0-0 0.0
Opponents			13-39 33.3	4-8 50.0	3-12 25.0	4-10 40.0	2-9 22.2	0-0 0.0

4th-Down Conversions

Date	Opponent	Score	Overall	1st Qtr	2nd Qtr	3rd Qtr	4th Qtr	Overtime
09/02/2023	at Liberty	L 24-34	3-4 75.0	1-1 100.0	0-0 0.0	2-2 100.0	0-1 0.0	0-0 0.0
09/09/2023	Eastern Ill.	W 38-15	1-1 100.0	0-0 0.0	0-0 0.0	1-1 100.0	0-0 0.0	0-0 0.0
09/16/2023	at Michigan	L 6-31	0-0 0.0	0-0 0.0	0-0 0.0	0-0 0.0	0-0 0.0	0-0 0.0
09/23/2023	Ohio	L 7-38	0-1 0.0	0-0 0.0	0-1 0.0	0-0 0.0	0-0 0.0	0-0 0.0
Bowling Green			4-6 66.7	1-1 100.0	0-1 0.0	3-3 100.0	0-1 0.0	0-0 0.0
Opponents			3-7 42.9	1-2 50.0	2-3 66.7	0-1 0.0	0-1 0.0	0-0 0.0

Time of Possession

Date	Opponent	Score	Overall	1st Qtr	2nd Qtr	3rd Qtr	4th Qtr	Overtime
09/02/2023	at Liberty	L 24-34	27:05	05:51	05:23	10:14	05:37	00:00
09/09/2023	Eastern Ill.	W 38-15	30:12	08:02	07:43	06:36	07:51	00:00
09/16/2023	at Michigan	L 6-31	36:13	04:32	12:44	05:36	13:21	00:00
09/23/2023	Ohio	L 7-38	25:47	06:53	07:10	04:31	07:13	00:00
Bowling Green			Total 119:17	25:18	33:00	26:57	34:02	00:00
			Avg. 29:49	06:19	08:15	06:44	08:30	00:00
Opponents			Total 120:43	26:28	35:14	29:34	29:27	00:00
			Avg. 30:11	06:37	08:48	07:24	07:22	00:00

GAME-BY-GAME STATISTICS

Fumbles

Player	No-Lost	Lib	EIU	Mich	Ohio
Ta'ron Keith	1-1	-	-	-	1-1
Connor Bazalak	1-0	-	-	DNP	1-0
Hayden Timosciek	1-0	DNP	DNP	1-0	-
Jaison Patterson	1-1	-	-	-	1-1

Fumbles Forced

Player	Number	Lib	EIU	Mich	Ohio
Cashius Howell	1	-	-	-	1
Trent Simms	1	-	-	1	-
Anthony Hawkins	1	-	-	-	1
Dontrez Brown	1	1	-	-	-

Fumbles Recovered

Player	Number	Lib	EIU	Mich	Ohio
Jalen Huskey	1	1	-	-	-
Patrick Day	1	-	-	1	-
Evan Branch-Haynes	1	-	-	-	1

PASSING GAME-BY-GAME STATISTICS

#7 Connor Bazelak	Comp	Att	Int	Pct	Yards	TD	Long	Sacked	Effic.
Liberty	6	21	3	28.6	71	0	27	2-16	28.4
Eastern Ill.	23	28	0	82.1	319	3	58	0-0	213.2
Ohio	17	32	2	53.1	104	0	16	3-19	67.9
Totals	46	81	5	56.8	494	3	58	5-35	107.9

#12 Camden Orth	Comp	Att	Int	Pct	Yards	TD	Long	Sacked	Effic.
Liberty	5	10	2	50.0	66	1	32	0-0	98.4
Eastern Ill.	2	2	0	100.0	49	0	27	0-0	305.8
Michigan	8	11	0	72.7	91	0	33	3-27	142.2
Totals	15	23	2	65.2	206	1	33	3-27	137.4

#16 Hayden Timosciek	Comp	Att	Int	Pct	Yards	TD	Long	Sacked	Effic.
Michigan	6	10	2	60.0	33	0	12	1-1	47.7
Totals	6	10	2	60.0	33	0	12	1-1	47.7

GAME-BY-GAME TACKLES
Total Tackles

Player	S-A	Total	Lib	EIU	Mich
Joseph Sipp Jr.	12-12	24	4-8	5-3	3-1
Darren Anders	7-12	19	3-3	0-6	4-3
Jalen Huskey	8-8	16	5-5	2-3	1-0
Trent Simms	6-9	15	1-7	1-2	4-0
Darius Lorfilis	9-3	12	5-0	3-3	1-0
Davon Ferguson	5-7	12	3-5	1-2	1-0
Jordan Oladokun	7-3	10	3-2	4-0	0-1
Evan Branch-Haynes	4-5	9	1-2	2-3	1-0
Demetrius Hardamon	3-5	8	1-0	0-4	2-1
Charles Rosser	2-5	7	1-1	0-2	1-2
Chace Davis	2-5	7	0-3	0-1	2-1
Anthony Hawkins	1-5	6	1-2	0-2	0-1
Brock Horne	2-3	5	-	1-1	1-2
Adrian Wilson	2-3	5	1-1	-	1-2
Cashius Howell	2-2	4	0-1	2-1	DNP
Ali Saad	1-3	4	0-1	1-2	-
Dontrez Brown	3-0	3	2-0	-	1-0
Dierre Kelly	1-2	3	1-0	0-1	0-1
Ta'ron Keith	2-0	2	1-0	-	1-0
Deshawn Jones Jr.	2-0	2	-	-	2-0
Davian Mayo	2-0	2	2-0	DNP	-
Davonte Miles	2-0	2	-	2-0	-
Nick Mosley	1-1	2	-	-	1-1
Jordan Jackson	1-1	2	1-0	0-1	DNP
PaSean Wimberly	1-1	2	-	1-1	-
Shamoun Duncan-Niusulu	1-0	1	-	1-0	-
Bam Booker	1-0	1	DNP	-	1-0
Patrick Day	1-0	1	-	-	1-0
George Carlson	1-0	1	-	-	1-0
Nate Pabst	1-0	1	1-0	-	-
Dom Grguric	1-0	1	-	1-0	-
Finn Hogan	0-1	1	-	0-1	-
Diego Neri	0-1	1	0-1	-	-
Kitione Tau	0-1	1	DNP	0-1	-

SACKS GAME-BY-GAME

Player	UA-A	Total	Lib	EIU	Mich	Ohio
Cashius Howell	2-1	2.5	-	1.5-12	-	1-0
Dierre Kelly	1-1	1.5	1-1	0.5-1	-	-
Anthony Hawkins	1-1	1.5	1-6	0.5-5	-	-
Davon Ferguson	1-0	1	-	1-7	-	-
Darren Anders	1-0	1	-	-	1-13	-
Demetrius Hardamon	0-1	0.5	-	0.5-4	-	DNP
Evan Branch-Haynes	0-1	0.5	-	0.5-2	-	-
Ali Saad	0-1	0.5	-	0.5-3	-	-

TACKLES FOR LOSS GAME-BY-GAME

Player	UA-A	Total	Lib	EIU	Mich	Ohio
Cashius Howell	2-1	2.5	-	1.5-12	-	1.0-0
Davon Ferguson	2-0	2.0	1.0-2	1.0-7	-	-
Joseph Sipp Jr.	1-2	2.0	-	1.5-2	-	0.5-1
Demetrius Hardamon	1-2	2.0	1.0-5	1.0-6	-	DNP
Dierre Kelly	1-2	2.0	1.0-1	0.5-1	-	0.5-0
Darren Anders	1-1	1.5	-	-	1.0-13	0.5-1
Anthony Hawkins	1-1	1.5	1.0-6	0.5-5	-	-
Deshawn Jones Jr.	1-0	1.0	-	-	-	1.0-2
Davian Mayo	1-0	1.0	1.0-6	DNP	-	-
Bam Booker	1-0	1.0	DNP	-	-	1.0-1
PaSean Wimberly	1-0	1.0	-	-	-	1.0-15
Ali Saad	0-2	1.0	-	1.0-4	-	-
Brock Horne	0-1	0.5	-	0.5-1	-	-
Jalen Huskey	0-1	0.5	-	0.5-0	-	-
Kitione Tau	0-1	0.5	DNP	0.5-1	-	-
Evan Branch-Haynes	0-1	0.5	-	0.5-2	-	-
Dontrez Brown	0-1	0.5	-	-	-	0.5-2

BOWLING GREEN TEAM GAME HIGHS/LOWS

Bowling Green - Game Highs

RUSHES	36	at Michigan (09/16/2023)
YARDS RUSHING	191	at Liberty (09/02/2023)
YARDS PER RUSH	6.2	at Liberty (09/02/2023)
TD RUSHES	2	Eastern Ill. (09/09/2023)
PASS ATTEMPTS	32	Ohio (09/23/2023)
PASS COMPLETIONS	25	Eastern Ill. (09/09/2023)
YARDS PASSING	368	Eastern Ill. (09/09/2023)
YARDS PER PASS	12.3	Eastern Ill. (09/09/2023)
TD PASSES	3	Eastern Ill. (09/09/2023)
TOTAL PLAYS	64	Eastern Ill. (09/09/2023)
TOTAL OFFENSE	509	Eastern Ill. (09/09/2023)
YARDS PER PLAY	8.0	Eastern Ill. (09/09/2023)
POINTS	38	Eastern Ill. (09/09/2023)
SACKS BY	5	Eastern Ill. (09/09/2023)
FIRST DOWNS	25	Eastern Ill. (09/09/2023)
PENALTIES	12	Ohio (09/23/2023)
PENALTY YARDS	123	Ohio (09/23/2023)
TURNOVERS	5	at Liberty (09/02/2023)
PUNTS	6	Ohio (09/23/2023)
	6	at Michigan (09/16/2023)
PUNTING AVG	46.0	at Liberty (09/02/2023)
LONG PUNT	50	Eastern Ill. (09/09/2023)
	50	at Liberty (09/02/2023)
PUNTS INSIDE 20	2	Eastern Ill. (09/09/2023)
LONG PUNT RETURN	7	Eastern Ill. (09/09/2023)

Bowling Green - Game Lows

RUSHES	22	Ohio (09/23/2023)
YARDS RUSHING	79	at Michigan (09/16/2023)
YARDS PER RUSH	2.2	at Michigan (09/16/2023)
TD RUSHES	0	at Michigan (09/16/2023)
PASS ATTEMPTS	21	at Michigan (09/16/2023)
PASS COMPLETIONS	11	at Liberty (09/02/2023)
YARDS PASSING	104	Ohio (09/23/2023)
YARDS PER PASS	3.3	Ohio (09/23/2023)
TD PASSES	0	Ohio (09/23/2023)
	0	at Michigan (09/16/2023)
TOTAL PLAYS	54	Ohio (09/23/2023)
TOTAL OFFENSE	203	at Michigan (09/16/2023)
YARDS PER PLAY	3.6	at Michigan (09/16/2023)
POINTS	6	at Michigan (09/16/2023)
SACKS BY	1	Ohio (09/23/2023)
	1	at Michigan (09/16/2023)
FIRST DOWNS	10	Ohio (09/23/2023)
	10	at Michigan (09/16/2023)
PENALTIES	2	at Michigan (09/16/2023)
PENALTY YARDS	15	at Michigan (09/16/2023)
INTERCEPTIONS BY	0	Ohio (09/23/2023)
	0	at Liberty (09/02/2023)
PUNTS	2	Eastern Ill. (09/09/2023)
	2	at Liberty (09/02/2023)
PUNTING AVG	35.8	Ohio (09/23/2023)
LONG PUNT	44	Ohio (09/23/2023)
PUNTS INSIDE 20	0	Ohio (09/23/2023)
	0	at Michigan (09/16/2023)
LONG PUNT RETURN	0	at Michigan (09/16/2023)
	0	at Liberty (09/02/2023)

OPPONENT TEAM GAME HIGHS/LOWS

Opponent - Game Highs

RUSHES	49	at Liberty (09/02/2023)
YARDS RUSHING	246	at Liberty (09/02/2023)
YARDS PER RUSH	5.5	at Michigan (09/16/2023)
TD RUSHES	2	at Michigan (09/16/2023)
PASS ATTEMPTS	33	Eastern Ill. (09/09/2023)
PASS COMPLETIONS	21	Eastern Ill. (09/09/2023)
YARDS PASSING	250	Eastern Ill. (09/09/2023)
YARDS PER PASS	11.0	at Michigan (09/16/2023)
TD PASSES	3	Ohio (09/23/2023)
TOTAL PLAYS	69	at Liberty (09/02/2023)
TOTAL OFFENSE	389	at Liberty (09/02/2023)
YARDS PER PLAY	7.1	at Michigan (09/16/2023)
POINTS	38	Ohio (09/23/2023)
SACKS BY	4	at Michigan (09/16/2023)
FIRST DOWNS	22	at Liberty (09/02/2023)
PENALTIES	8	Ohio (09/23/2023)
PENALTY YARDS	65	Ohio (09/23/2023)
TURNOVERS	4	at Michigan (09/16/2023)
PUNTS	3	Ohio (09/23/2023)
	3	at Michigan (09/16/2023)
	3	Eastern Ill. (09/09/2023)
	3	at Liberty (09/02/2023)
PUNTING AVG	46.3	at Michigan (09/16/2023)
LONG PUNT	53	at Michigan (09/16/2023)
PUNTS INSIDE 20	2	Ohio (09/23/2023)
	2	at Michigan (09/16/2023)
LONG PUNT RETURN	22	at Michigan (09/16/2023)

Opponent - Game Lows

RUSHES	26	Eastern Ill. (09/09/2023)
YARDS RUSHING	75	Eastern Ill. (09/09/2023)
YARDS PER RUSH	2.9	Eastern Ill. (09/09/2023)
TD RUSHES	0	Ohio (09/23/2023)
	0	Eastern Ill. (09/09/2023)
PASS ATTEMPTS	13	at Michigan (09/16/2023)
PASS COMPLETIONS	8	at Michigan (09/16/2023)
YARDS PASSING	143	at Michigan (09/16/2023)
	143	at Liberty (09/02/2023)
YARDS PER PASS	7.2	at Liberty (09/02/2023)
TD PASSES	2	at Michigan (09/16/2023)
	2	Eastern Ill. (09/09/2023)
	2	at Liberty (09/02/2023)
TOTAL PLAYS	44	at Michigan (09/16/2023)
TOTAL OFFENSE	312	at Michigan (09/16/2023)
YARDS PER PLAY	5.5	Eastern Ill. (09/09/2023)
POINTS	15	Eastern Ill. (09/09/2023)
SACKS BY	0	Eastern Ill. (09/09/2023)
FIRST DOWNS	15	at Michigan (09/16/2023)
PENALTIES	1	at Michigan (09/16/2023)
PENALTY YARDS	10	at Michigan (09/16/2023)
INTERCEPTIONS BY	0	Eastern Ill. (09/09/2023)
PUNTS	3	Ohio (09/23/2023)
	3	at Michigan (09/16/2023)
	3	Eastern Ill. (09/09/2023)
	3	at Liberty (09/02/2023)
PUNTING AVG	34.3	Ohio (09/23/2023)
LONG PUNT	40	Ohio (09/23/2023)
PUNTS INSIDE 20	0	Eastern Ill. (09/09/2023)
LONG PUNT RETURN	0	Eastern Ill. (09/09/2023)

BOWLING GREEN/OPPONENT INDIVIDUAL GAME HIGHS**Bowling Green - Individual Game Highs**

RUSHES	12	Terion Stewart vs Ohio (09/23/2023)
YARDS RUSHING	107	Terion Stewart vs Ohio (09/23/2023)
TD RUSHES	2	Terion Stewart vs Eastern Ill. (09/09/2023)
LONG RUSH	46	Terion Stewart vs Ohio (09/23/2023)
PASS ATTEMPTS	32	Connor Bazelak vs Ohio (09/23/2023)
PASS COMPLETIONS	23	Connor Bazelak vs Eastern Ill. (09/09/2023)
YARDS PASSING	319	Connor Bazelak vs Eastern Ill. (09/09/2023)
TD PASSES	3	Connor Bazelak vs Eastern Ill. (09/09/2023)
LONG PASS	58	Connor Bazelak vs Eastern Ill. (09/09/2023)
RECEPTIONS	7	Harold Fannin Jr. vs Eastern Ill. (09/09/2023)
YARDS RECEIVING	123	Ta'ron Keith vs Eastern Ill. (09/09/2023)
TD RECEPTIONS	1	Abdul-Fatai Ibrahim vs Eastern Ill. (09/09/2023)
	1	Odieu Hiliare vs Eastern Ill. (09/09/2023)
	1	Harold Fannin Jr. vs Eastern Ill. (09/09/2023)
	1	Odieu Hiliare at Liberty (09/02/2023)
LONG RECEPTION	58	Ta'ron Keith vs Eastern Ill. (09/09/2023)
PUNTS	6	Sami Sir vs Ohio (09/23/2023)
	6	Sami Sir at Michigan (09/16/2023)
PUNTING AVG	46.0	Sami Sir at Liberty (09/02/2023)
LONG PUNT	50	Sami Sir vs Eastern Ill. (09/09/2023)
	50	Sami Sir at Liberty (09/02/2023)
PUNTS INSIDE 20	2	Sami Sir vs Eastern Ill. (09/09/2023)
LONG PUNT RETURN	7	Jhaylin Embry vs Eastern Ill. (09/09/2023)
LONG KICKOFF RETURN	30	Ta'ron Keith vs Ohio (09/23/2023)
TACKLES	12	Joseph Sipp Jr. at Liberty (09/02/2023)
SACKS	1.5	Cashius Howell vs Eastern Ill. (09/09/2023)
TACKLES FOR LOSS	1.5	Joseph Sipp Jr. vs Eastern Ill. (09/09/2023)
	1.5	Cashius Howell vs Eastern Ill. (09/09/2023)

Opponent - Individual Game Highs

RUSHES	19	Kaidon Salter at Liberty (09/02/2023)
YARDS RUSHING	101	Blake Corum at Michigan (09/16/2023)
TD RUSHES	2	Blake Corum at Michigan (09/16/2023)
LONG RUSH	54	Blake Corum at Michigan (09/16/2023)
PASS ATTEMPTS	32	Pierce Holley vs Eastern Ill. (09/09/2023)
PASS COMPLETIONS	21	Pierce Holley vs Eastern Ill. (09/09/2023)
YARDS PASSING	250	Pierce Holley vs Eastern Ill. (09/09/2023)
TD PASSES	3	Kurtis Rourke vs Ohio (09/23/2023)
LONG PASS	50	J.J. McCarthy at Michigan (09/16/2023)
RECEPTIONS	4	Jacoby Jones vs Ohio (09/23/2023)
	4	Kevin Daniels vs Eastern Ill. (09/09/2023)
	4	DeAirious Smith vs Eastern Ill. (09/09/2023)
YARDS RECEIVING	85	Jacoby Jones vs Ohio (09/23/2023)
TD RECEPTIONS	1	Miles Cross vs Ohio (09/23/2023)
	1	Will Kacmarek vs Ohio (09/23/2023)
	1	Sieh Bangura vs Ohio (09/23/2023)
	1	Cornelius Johnson at Michigan (09/16/2023)
	1	Roman Wilson at Michigan (09/16/2023)
	1	Kevin Daniels vs Eastern Ill. (09/09/2023)
	1	DeAirious Smith vs Eastern Ill. (09/09/2023)
	1	Bentley Hanshaw at Liberty (09/02/2023)
	1	Vaughn Blue at Liberty (09/02/2023)
LONG RECEPTION	50	Cornelius Johnson at Michigan (09/16/2023)
FIELD GOALS	2	Teagen Lenderink at Liberty (09/02/2023)
LONG FIELD GOALS	42	James Turner at Michigan (09/16/2023)
PUNTS	3	Jared Wheatley vs Ohio (09/23/2023)
	3	Tommy Doman at Michigan (09/16/2023)
	3	Jacob Horvath vs Eastern Ill. (09/09/2023)
	3	Max Morgan at Liberty (09/02/2023)
PUNTING AVG	46.3	Tommy Doman at Michigan (09/16/2023)
LONG PUNT	53	Tommy Doman at Michigan (09/16/2023)
PUNTS INSIDE 20	2	Jared Wheatley vs Ohio (09/23/2023)
	2	Tommy Doman at Michigan (09/16/2023)
LONG PUNT RETURN	22	Tyler Morris at Michigan (09/16/2023)
LONG KICKOFF RETURN	35	Aaron Bedgood at Liberty (09/02/2023)
TACKLES	11	Elijahah Tolbert vs Eastern Ill. (09/09/2023)
	11	Anthony Shockey vs Eastern Ill. (09/09/2023)
SACKS	1.5	Chris Boti at Liberty (09/02/2023)
TACKLES FOR LOSS	2.5	Chris Boti at Liberty (09/02/2023)
INTERCEPTIONS	2	Jerome Jolly, Jr. at Liberty (09/02/2023)

PARTICIPATION

##	Player	GP-GS	Lib	EIU	Mich	Ohio
0	Ta'ron Keith	4/1	XXX	XXX	XXX	START
0	Cashius Howell	4/1	XXX	XXX	XXX	START
1	Odieu Hiliare	4/4	START	START	START	START
1	Jordan Oladokun	4/4	START	START	START	START
2	Abdul-Fatai Ibrahim	4/4	START	START	START	START
2	Brock Horne	4/0	XXX	XXX	XXX	XXX
3	Joseph Sipp Jr.	4/4	START	START	START	START
3	Lucian Anderson III	0/0
4	Deshawn Jones Jr.	4/0	XXX	XXX	XXX	XXX
4	Terion Stewart	4/2	START	START	XXX	XXX
5	Nick Mosley	4/0	XXX	XXX	XXX	XXX
5	Shamoun Duncan-Niusulu	4/0	XXX	XXX	XXX	XXX
6	Davion Daniels	4/0	XXX	XXX	XXX	XXX
6	Jaylon Tillman	4/0	XXX	XXX	XXX	XXX
7	Davon Ferguson	4/3	START	START	XXX	START
7	Connor Bazelak	3/3	START	START	...	START
8	Trent Simms	4/2	XXX	START	START	XXX
8	Jhaylin Embry	4/0	XXX	XXX	XXX	XXX
9	Griffin Little	2/0	XXX	XXX
9	Darius Lorfils	4/4	START	START	START	START
10	Levi Gazarek	4/2	XXX	START	XXX	START
10	Justin Lynch	2/0	XXX	XXX
11	Demetrius Hardamon	3/3	START	START	START	...
11	Finn Hogan	4/0	XXX	XXX	XXX	XXX
12	Camden Orth	3/1	XXX	XXX	START	...
12	Marquette Harris	2/0	...	XXX	XXX	...
13	Charles Rosser	4/1	XXX	XXX	START	XXX
13	Cynceir McNeal	0/0
14	Davian Mayo	3/0	XXX	...	XXX	XXX
14	Jackson Kleather	1/0	XXX	...
15	Avi McGary	4/0	XXX	XXX	XXX	XXX
15	Coleman Teasdale	0/0
16	Chace Davis	4/0	XXX	XXX	XXX	XXX
16	Hayden Timosciek	2/0	XXX	XXX
17	Tae'Shaun Johnson	0/0
17	Bam Booker	3/0	...	XXX	XXX	XXX
18	Austin Osborne	4/3	START	XXX	START	START
18	Jalen Burton	3/0	XXX	...	XXX	XXX
19	Alijah Williams	0/0
19	Shawn Thigpen	1/0	...	XXX
20	Jamal Johnson	4/0	XXX	XXX	XXX	XXX
20	Romello Flowers	0/0
21	Jordan Jackson	3/0	XXX	XXX	...	XXX
21	Chris Edmonds	0/0
22	Jalen Huskey	4/4	START	START	START	START
23	Darren Anders	4/4	START	START	START	START
23	Trimaine Brown Jr.	0/0
24	Diego Neri	4/0	XXX	XXX	XXX	XXX
24	Bryce DeFalco	0/0
25	Canaan Williams	0/0
26	Trey Johnson	0/0
26	Tracy Revels	0/0
27	Nic Kilbride	2/0	...	XXX	XXX	...
28	Jaison Patterson	4/1	XXX	XXX	START	XXX
28	David Afogho	0/0
30	PaSean Wimberly	4/0	XXX	XXX	XXX	XXX
32	Patrick Day	4/2	START	XXX	XXX	START
33	Jordan Porter	4/0	XXX	XXX	XXX	XXX
34	Adrian Wilson	4/0	XXX	XXX	XXX	XXX
35	Billie Roberts	4/0	XXX	XXX	XXX	XXX

##	Player	GP-GS	Lib	EIU	Mich	Ohio
36	Jabari Mitchell	0/0
37	Victor Vazquez	0/0
38	Dierre Kelly	4/0	XXX	XXX	XXX	XXX
40	Ethan Warner	0/0
42	Chris Williams	1/0	...	XXX
42	Aiden Wilson	0/0
43	Jack Sauder	4/0	XXX	XXX	XXX	XXX
44	Harold Fannin Jr.	3/2	START	XXX	START	...
44	Jace Henry	0/0
45	Rocco Hicks	1/0	XXX
46	James Miller	4/0	XXX	XXX	XXX	XXX
47	George Carlson	4/0	XXX	XXX	XXX	XXX
48	Myles Bradley	1/0	XXX	...
50	Alex Wollschlaeger	4/4	START	START	START	START
51	Cedric Dunbar II	4/1	XXX	START	XXX	XXX
52	Chris Akporoghene	0/0
52	Kitione Tau	3/0	...	XXX	XXX	XXX
53	Tunde Fatukasi	4/3	START	XXX	START	START
54	Anthony Hawkins	4/4	START	START	START	START
54	Brody Bolyn	0/0
55	Evan Branch-Haynes	4/0	XXX	XXX	XXX	XXX
55	Hunter Deyo	0/0
56	Armon Bethea	3/0	...	XXX	XXX	XXX
56	Ian van der Merwe	0/0
57	Alex Padgett	4/4	START	START	START	START
57	Dayln White	1/0	XXX
60	Dontrez Brown	4/4	START	START	START	START
64	Bronson Warner	4/0	XXX	XXX	XXX	XXX
65	Jake Burns	3/0	...	XXX	XXX	XXX
72	Cade Zimmerly	3/0	...	XXX	XXX	XXX
75	Nate Pabst	4/4	START	START	START	START
76	Kameren Stewart	4/4	START	START	START	START
77	James Thomas Jr.	1/0	...	XXX
78	Adam Garloch	0/0
79	Darius Gaddy	0/0
81	Bryce Boyer	0/0
83	Andre Robinson	0/0
84	Dom Grguric	4/0	XXX	XXX	XXX	XXX
85	Travis Kenner	0/0
86	Ian Drummond	2/0	...	XXX	...	XXX
87	Jared Merk	0/0
88	Jacob Harris	0/0
89	Andrew Bench	4/1	XXX	START	XXX	XXX
90	Davonte Miles	4/0	XXX	XXX	XXX	XXX
98	Alan Anaya	4/0	XXX	XXX	XXX	XXX
99	Ali Saad	4/4	START	START	START	START
99	Sami Sir	4/0	XXX	XXX	XXX	XXX

BOWLING GREEN DRIVE CHARTS

AT LIBERTY

Team	Qtr	Drive Started			Drive Ended			Consumed	
		Spot	Time	Obtained	Spot	Time	How lost	PI - Yds	TOP
BGSU	1st	BGSU11	10:30	Kickoff	BGSU30	09:06	Punt	4 - 19	01:24
BGSU		BGSU36	06:19	Downs	BGSU45	01:56	Punt	9 - 9	04:23
BGSU		BGSU25	13:38	Punt	BGSU39	12:10	Punt	3 - 5	01:28
BGSU	2nd	BGSU21	08:13	Kickoff	BGSU23	06:51	Interception	3 - 2	01:22
BGSU		BGSU01	06:49	Kickoff	BGSU01	06:42	Interception	1 - 0	00:07
BGSU		BGSU25	05:48	Kickoff	LIB00	03:26	*TOUCHDOWN	5 - 65	02:12
BGSU		BGSU29	01:45	Fumble	BGSU29	01:28	Interception	1 - 0	00:07
BGSU	3rd	BGSU12	14:56	Kickoff	LIB16	11:36	*FIELD GOAL	10 - 72	03:20
BGSU		BGSU25	08:35	Kickoff	LIB00	04:04	*TOUCHDOWN	11 - 75	04:31
BGSU		BGSU38	02:40	Punt	LIB17	00:21	Interception	4 - 45	02:19
BGSU	4th	BGSU15	08:30	Punt	BGSU48	04:16	Interception	8 - 33	04:14
BGSU		BGSU18	02:43	Kickoff	BGSU02	01:29	Downs	4 - -16	01:14

VS. EASTERN ILLINOIS

Team	Qtr	Drive Started			Drive Ended			Consumed	
		Spot	Time	Obtained	Spot	Time	How lost	PI - Yds	TOP
BGSU	1st	BGSU10	14:54	Kickoff	EIU00	09:43	*TOUCHDOWN	11 - 90	05:11
BGSU		BGSU23	04:50	Kickoff	BGSU44	02:12	Punt	4 - 21	02:38
BGSU		BGSU48	00:27	Punt	EIU00	12:10	*TOUCHDOWN	6 - 50	03:17
BGSU	2nd	BGSU44	10:30	Punt	EIU00	07:01	*TOUCHDOWN	8 - 56	03:29
BGSU		BGSU25	01:31	Kickoff	BGSU46	00:34	Punt	5 - 21	00:57
BGSU	3rd	BGSU20	08:41	Interception	EIU09	03:23	*FIELD GOAL	14 - 71	05:18
BGSU		BGSU26	02:25	Punt	EIU00	01:07	*TOUCHDOWN	3 - 74	01:18
BGSU	4th	BGSU25	10:32	Kickoff	EIU00	08:35	*TOUCHDOWN	5 - 75	01:57
BGSU		BGSU36	05:54	Downs	EIU18	00:00	End of half	9 - 46	05:54

AT MICHIGAN

Team	Qtr	Drive Started			Drive Ended			Consumed	
		Spot	Time	Obtained	Spot	Time	How lost	PI - Yds	TOP
BGSU	1st	BGSU25	15:00	Kickoff	BGSU49	12:36	Punt	4 - 24	02:24
BGSU		BGSU20	10:44	Kickoff	BGSU21	08:36	Punt	3 - 4	02:08
BGSU		BGSU20	04:48	Interception	MICH18	14:13	*FIELD GOAL	12 - 62	05:35
BGSU	2nd	MICH33	14:02	Kickoff	MICH24	11:39	*FIELD GOAL	4 - 9	02:23
BGSU		BGSU34	08:50	Interception	BGSU33	06:57	Punt	3 - -1	01:53
BGSU		BGSU25	04:15	Kickoff	BGSU41	01:51	Interception	5 - 16	02:24
BGSU		BGSU18	00:29	Punt				1 - -1	00:30
BGSU	3rd	BGSU15	12:55	Punt	BGSU15	12:48	Interception	1 - 0	00:07
BGSU		BGSU25	12:44	Kickoff	BGSU26	11:53	Fumble	2 - 1	00:51
BGSU		BGSU25	10:12	Kickoff	BGSU29	07:58	Punt	3 - 4	02:14
BGSU		BGSU25	06:28	Kickoff	BGSU26	04:04	Punt	3 - 1	02:24
BGSU		BGSU20	00:49	Interception	MICH48	09:10	Punt	9 - 32	06:39
BGSU	4th	BGSU35	05:53	Punt	MICH18	00:11	Missed FG	10 - 47	06:42

VS. OHIO

Team	Qtr	Drive Started			Drive Ended			Consumed	
		Spot	Time	Obtained	Spot	Time	How lost	PI - Yds	TOP
BGSU	1st	BGSU25	15:00	Kickoff	BGSU31	14:20	Interception	3 - 6	00:40
BGSU		BGSU30	13:08	Kickoff	BGSU35	12:11	Punt	3 - 5	00:57
BGSU		BGSU25	08:38	Kickoff	Ohio29	05:09	Fumble	6 - 46	03:29
BGSU		BGSU20	05:01	Kickoff	BGSU17	03:22	Punt	3 - 7	01:39
BGSU		BGSU32	01:03	FieldGoalMissed	BGSU48	13:34	Punt	5 - 16	02:29
BGSU	2nd	BGSU35	08:43	Kickoff	BGSU28	08:35	Fumble	1 - -7	00:08
BGSU		BGSU37	08:28	Kickoff	BGSU34	06:18	Punt	5 - -3	02:10
BGSU		Ohio20	04:42	Downs	Ohio22	02:26	Downs	4 - -2	02:16
BGSU	3rd	BGSU25	12:31	Punt	BGSU43	10:39	Interception	4 - 18	01:52
BGSU		BGSU39	10:29	Fumble	BGSU39	07:55	Punt	7 - -5	02:34
BGSU		BGSU31	01:17	Kickoff	Ohio00	13:42	*TOUCHDOWN	6 - 69	02:35
BGSU	4th	BGSU11	10:06	Punt	BGSU32	07:15	Punt	5 - 21	02:51
BGSU		BGSU16	01:47	Punt	BGSU36	00:00	End of half	2 - 20	01:47

OPPONENT DRIVE CHARTS

LIBERTY

Team	Qtr	Drive Started			Drive Ended			Consumed	
		Spot	Time	Obtained	Spot	Time	How lost	PI - Yds	TOP
LIB	1st	LIB29	14:54	Kickoff	BGSU00	10:34	*TOUCHDOWN	9 - 71	04:20
LIB		LIB50	09:06	Punt	BGSU36	06:19	Downs	6 - 14	02:47
LIB		LIB13	01:56	Punt	LIB31	13:38	Punt	6 - 18	03:18
LIB	2nd	LIB34	12:10	Punt	BGSU00	08:18	*TOUCHDOWN	8 - 66	03:52
LIB		BGSU25	06:42	Interception	BGSU19	05:48	*FIELD GOAL	4 - 6	00:54
LIB		LIB35	03:29	Kickoff	BGSU29	01:45	Fumble	5 - 36	01:44
LIB		BGSU38	01:38	Interception	BGSU11	00:20	Missed FG	5 - 27	01:17
LIB		LIB23	00:17	Kickoff	LIB32	00:00	End of half	1 - 9	00:18
LIB	3rd	LIB25	11:36	Kickoff	BGSU00	08:35	*TOUCHDOWN	7 - 75	03:01
LIB		LIB25	04:04	Kickoff	LIB29	02:40	Punt	3 - 4	01:24
LIB		LIB02	00:21	Interception	BGSU47	08:30	Punt	10 - 51	06:51
LIB	4th	BGSU33	04:16	Interception	BGSU19	02:52	*FIELD GOAL	6 - 14	01:24
LIB		BGSU02	01:29	Downs	BGSU03	00:00	End of half	2 - -1	01:29

EASTERN ILLINOIS

Team	Qtr	Drive Started			Drive Ended			Consumed	
		Spot	Time	Obtained	Spot	Time	How lost	PI - Yds	TOP
EIU	1st	EIU35	09:39	Kickoff	BGSU00	04:57	*TOUCHDOWN	10 - 65	04:42
EIU		EIU06	02:12	Punt	EIU09	00:27	Punt	3 - 3	01:45
EIU	2nd	EIU16	12:04	Kickoff	EIU15	10:30	Punt	3 - 1	01:34
EIU		EIU10	06:55	Kickoff	BGSU00	01:31	*TOUCHDOWN	11 - 90	05:24
EIU		EIU13	00:34	Punt	EIU14	00:00	End of half	1 - 1	00:34
EIU	3rd	EIU16	14:56	Kickoff	BGSU32	08:41	Interception	10 - 52	06:15
EIU		BGSU33	03:23	Kickoff	EIU37	02:25	Punt	3 - 2	00:58
EIU		EIU29	01:02	Kickoff	BGSU14	00:32	*FIELD GOAL	11 - 57	05:30
EIU	4th	EIU04	08:33	Kickoff	BGSU36	10:54	Downs	8 - 60	02:39

MICHIGAN

Team	Qtr	Drive Started			Drive Ended			Consumed	
		Spot	Time	Obtained	Spot	Time	How lost	PI - Yds	TOP
MICH	1st	MICH23	12:36	Punt	BGSU00	10:44	*TOUCHDOWN	4 - 77	01:52
MICH		BGSU43	08:36	Punt	BGSU05	04:48	Interception	7 - 38	03:48
MICH	2nd	MICH37	11:31	Kickoff	BGSU38	08:50	Interception	5 - 25	02:41
MICH		MICH33	06:57	Punt	BGSU00	04:15	*TOUCHDOWN	5 - 67	02:42
MICH		MICH45	01:51	Interception	MICH35	00:29	Punt	3 - 10	01:22
MICH	3rd	MICH24	15:00	Kickoff	MICH32	12:55	Punt	3 - 8	02:05
MICH		BGSU02	12:48	Interception	BGSU00	12:44	*TOUCHDOWN	1 - 2	00:04
MICH		BGSU26	11:53	Fumble	BGSU24	10:12	*FIELD GOAL	4 - 2	01:41
MICH		MICH39	07:58	Punt	BGSU00	06:28	*TOUCHDOWN	3 - 61	01:30
MICH		MICH37	04:04	Punt	BGSU35	00:49	Interception	6 - 28	03:15
MICH	4th	MICH20	09:10	Punt	MICH26	06:53	Punt	3 - 6	02:17
MICH		MICH20	00:11	FieldGoalMissed	MICH18	00:00	End of half	1 - 2	00:11

OHIO

Team	Qtr	Drive Started			Drive Ended			Consumed	
		Spot	Time	Obtained	Spot	Time	How lost	PI - Yds	TOP
Ohio	1st	BGSU28	14:20	Interception	BGSU00	13:08	*TOUCHDOWN	2 - 28	01:12
Ohio		Ohio21	12:11	Punt	BGSU00	08:38	*TOUCHDOWN	6 - 79	03:33
Ohio		Ohio40	03:22	Punt	BGSU32	01:03	Missed FG	6 - 28	02:19
Ohio	2nd	Ohio33	13:34	Punt	BGSU09	08:43	*FIELD GOAL	9 - 58	04:51
Ohio		Ohio32	06:18	Punt	Ohio20	04:42	Downs	4 - 12	01:36
Ohio		Ohio22	02:26	Downs	BGSU46	00:00	End of half	5 - 32	02:26
Ohio	3rd	Ohio21	14:55	Kickoff	Ohio30	12:31	Punt	3 - 9	02:24
Ohio		BGSU39	10:39	Interception	BGSU39	10:29	Fumble	1 - 0	00:10
Ohio		Ohio23	07:55	Punt	BGSU00	01:22	*TOUCHDOWN	10 - 77	06:33
Ohio	4th	Ohio28	13:33	Kickoff	BGSU48	10:06	Punt	4 - 24	03:27
Ohio		Ohio25	07:15	Punt	BGSU42	01:47	Punt	8 - 33	05:28

**GAME 1 • Liberty 34, Bowling Green 24
Sept. 2 • Lynchburg, Va.**

Game Notes

- BGSU is 1-1 all-time against Liberty.
- Bowling Green played its fourth all-time game in the Commonwealth of Virginia. The previous three times came at Virginia Tech.
- BGSU blocked a field goal and returned it 76 yards for a touchdown in the second quarter.
- BGSU finished with 191 rushing yards, which was the most by the Falcons since rushing for 221 yards at Buffalo in 2021.
- WR Odieu Hiliare extends his consecutive games steak with at least one catch to 36 games. He entered the week with the sixth-best active streak in the nation.
- Dontrez Brown blocked a field goal and Trent Simms returned it 76 yards for a touchdown in the second quarter.
- PK Alan Anaya booted his first career field goal in the third quarter. His first field goal attempt was from 33 yards.
- DL Anthony Hawkins notched his first sack of the season and third of his career in the first quarter.
- Nate Pabst made his first collegiate start at right guard. DL Dontrez Brown, DL Ali Saad, FS Darius Lorfils and CB Jalen Huskey also made their first career starts.
- Alex Padgett started for the first time in his career at center.
- ILB Joe Sipp Jr. finished with a career-high 12 tackles.
- CB Jalen Huskey finished with a career-high 10 tackles.
- RB Ta'ron Keith had a career-high 69 rushing yards and a career-long 40-yard rushing touchdown. It was the second rushing touchdown of his career.

Score by Quarters:

Bowling Green	0	14	10	0	—	24
Liberty	7	17	7	3	—	34

Scoring Summary:

- 1st 10:34 LIB - #0 B.Lucas 2 yd rush (#95T.Lenderink kick), 9-71, 04:20 0-7
- 2nd 08:18 LIB - #24 V.Blue 12 yd pass from #7 K.Salter (#95T.Lenderink kick), 8-66, 03:52 0-14
- 2nd 06:51 LIB - #3 K.Singleton 36 yd interception return (#95T.Lenderink kick), 01:22 0-21
- 2nd 05:48 LIB - #95T.Lenderink 36 yd FG, 4-6, 00:54 0-24
- 2nd 03:36 BGSU - #0T.Keith 14 yd rush (#98 A.Anaya kick), 5-65, 02:12 7-24
- 2nd 00:20 BGSU - #8T.Simms 76 yd blocked field goal return (#98 A.Anaya kick), 01:18 14-24
- 3rd 11:36 BGSU - #98 A.Anaya 34 yd FG, 10-72, 03:20 17-24
- 3rd 08:35 LIB - #15 B.Hanshaw 17 yd pass from #7 K.Salter (#95T.Lenderink kick), 7-75, 03:01 17-31
- 3rd 04:04 BGSU - #1 O.Hiliare 32 yd pass from #12 C.Orth (#98 A.Anaya kick), 11-75, 04:31 24-31
- 4th 02:52 LIB - #95T.Lenderink 36 yd FG, 6-14, 01:24 24-34

Attendance—18,811

	BG	LU		BG	LU
FIRST DOWNS	19	22	Punts (Number-Avg)	3-40.7	3-36.3
RUSHES-YARDS (NET)	31-191	49-246	Fumbles-Lost	1-0	2-1
PASSING YDS (NET)	137	143	Penalties-Yards	9-86	4-51
Passes Att-Comp-Int	31-11-5	20-11-0	Possession Time	27:05	32:55
TOTAL OFFENSE PLAYS-YARDS	62-328	69-389	Third-Down Conversions	2 of 12	5 of 12
Fumble Returns-Yards	0-0	0-0	Fourth-Down Conversions	3 of 4	0 of 1
Punt Returns-Yards	0-0	2-24	Red-Zone Scores-Chances	2-3	5-7
Kickoff Returns-Yards	5-55	3-69	Sacks By: Number-Yards	2-7	2-16
Interception Returns-Yards	0-0	5-75			

RUSHING: Bowling Green- Ta'ron Keith 3-69, Terion Stewart 7-55, Jaison Patterson 6-27, PaSean Wimberly 4-19, Camden Orth 6-17, Abdul-Fatai Ibrahim 1-5, Harold Fannin Jr. 1-1, Connor Bazalak 3(-2).

Liberty- Kaidon Salter 19-82, Quinton Cooley 16-78, Vaughn Blue 4-50, Billy Lucas 8-38, TEAM 2(-2).

PASSING: Bowling Green- Connor Bazalak 6-21-3-71, Camden Orth 5-10-2-66. **Liberty-** Kaidon Salter 11-20-0-143.

RECEIVING: Bowling Green- Odieu Hiliare 4-59, Abdul-Fatai Ibrahim 3-34, Harold Fannin Jr. 2-29, Austin Osborne 2-15.

Liberty- Treon Sibley 3-56, Aaron Bedgood 2-30, Vaughn Blue 2-20, CJ Daniels 2-17, Bentley Hanshaw 1-17, Elijah Smoot 1-3.

**GAME 2 • Bowling Green 38, Eastern Illinois 15
Sept. 9 • Bowling Green, Ohio**

Game Notes

- The win for Bowling Green was the 175th win all-time for the Falcons at Doyt Perry Stadium.
- BGSU won its first home opener since beating Morgan State in 2019.
- Bowling Green finished with 509 yards of total offense. It was the first time the Falcons had over 500 yards of total offense since the 2019 opener against Morgan State when BG had 620 yards of total offense.
- BGSU scored a touchdown on its opening drive of a game for the first time since the 2022 at Central Michigan (Oct. 22). It was the first BGSU passing TD on a game-opening drive since the 2021 Buffalo game (Oct. 30).
- The Falcons scored on each of their first three possessions of the second half. The fourth and final possession BGSU ran out the clock.
- BGSU scored on six-of-nine possessions with only two punts. The final possession of the game the Falcons ran out the clock.
- BGSU had two players finish with 100 receiving yards (Fanning Jr. and Keith). It was the first time since the 2021 Buffalo game (Oct. 30).
- WR Odieu Hiliare finished with four receptions, which extends his active streak to games with at least one reception to 37 games. He entered the weekend No. 5 in the nation.
- QB Connor Bazalak was 6-of-6 passing for 86 yards and one passing touchdown on BGSU's opening drive of the game.
- Bazalak started the game completing 12-straight passes. During the streak he accrued 163 passing yards and one touchdown.
- Bazalak finished with 319 passing yards. It is the ninth time in his career he surpassed 300 passing yards and 24th time he has surpassed 200 passing yards.

Score by Quarters:

Eastern Illinois	6	6	0	3	—	15
Bowling Green	7	14	10	7	—	38

Scoring Summary:

- 1st 09:43 BGSU - #1 O.Hiliare 10 yd pass from #7 C.Bazalak (#98 A.Anaya kick), 11-90, 05:11 0-7
- 1st 04:57 EIU - #23 K.Daniels 15 yd pass from #3 PHolley (#43 W.Orth kick missed), 10-65, 04:42 6-7
- 2nd 12:10 BGSU - #4T.Stewart 1 yd rush (#98 A.Anaya kick), 6-50, 03:17 6-14
- 2nd 07:01 BGSU - #2 A.Ibrahim 11 yd pass from #7 C.Bazalak (#98 A.Anaya kick), 8-56, 03:29 6-21
- 2nd 01:31 EIU - #88 D.Smith 31 yd pass from #3 PHolley (#7 E.Mirza pass from #3 PHolley failed), 11-90, 05:24 12-21
- 3rd 03:23 BGSU - #98 A.Anaya 27 yd FG, 14-71, 05:18 12-24
- 3rd 01:07 BGSU - #44 H.Fannin Jr. 19 yd pass from #7 C.Bazalak (#98 A.Anaya kick), 3-74, 01:18 12-31
- 4th 10:32 EIU - #96 J.Patino 31 yd FG, 11-57, 05:30 15-31
- 4th 08:35 BGSU - #4T.Stewart 1 yd rush (#98 A.Anaya kick), 5-75, 01:57 15-38

Attendance—12,312

	EIU	BG		EIU	BG
FIRST DOWNS	20	25	Punts (Number-Avg)	3-43.7	2-45.5
RUSHES-YARDS (NET)	26-75	34-141	Fumbles-Lost	0-0	0-0
PASSING YDS (NET)	250	368	Penalties-Yards	7-51	6-60
Passes Att-Comp-Int	33-21-1	30-25-0	Possession Time	29:48	30:12
TOTAL OFFENSE PLAYS-YARDS	59-325	64-509	Third-Down Conversions	1 of 10	4 of 9
Fumble Returns-Yards	0-0	0-0	Fourth-Down Conversions	3 of 5	1 of 1
Punt Returns-Yards	0-0	3-10	Red-Zone Scores-Chances	2-2	6-6
Kickoff Returns-Yards	6-76	2-43	Sacks By: Number-Yards	0-0	5-34
Interception Returns-Yards	0-0	1-0			

RUSHING: Eastern Illinois- Kevin Daniels 15-78, Jacob Horvath 1-23, Kendi Young 2-6, Eli Mirza 1-2, MJ Flowers 1(-1), Pierce Holley 6 (-33).

Bowling Green- Terion Stewart 10-51, Jaison Patterson 7-25, Nick Mosley 3-20, PaSean Wimberly 3-13, Jamal Johnson 2-13, Camden Orth 3-8, Connor Bazalak 1-7, Ta'ron Keith 4-4, Jhaylin Embry 1-0.

PASSING: Eastern Illinois- Pierce Holley 21-32-1-250, Eli Mirza 0-1-0-0. **Bowling Green-** Connor Bazalak 23-28-0-319, Camden Orth 2-2-0-49.

RECEIVING: Eastern Illinois- DeAirious Smith 4-83, Kevin Daniels 4-38, Justin Bowick 3-27, Eli Mirza 3-26, Anthony Manaves 2-14, MJ Flowers 2-8, Dewayne Cooks Jr 1-37, Lazerick Eatman 1-12, Daniel Luoma 1-5.

Bowling Green- Harold Fannin Jr. 7-109, Ta'ron Keith 6-123, Austin Osborne 4-56, Odieu Hiliare 4-38, Abdul-Fatai Ibrahim 3-38, Levi Gazarek 1-4.

**GAME 3 • ^{2/2}Michigan 31, Bowling Green 6
Sept. 16 • Ann Arbor, Mich.**

Game Notes

- BGSU forced four turnovers, which is the most given up by Michigan since the 2019 Wisconsin game.
- BGSU's sack in the second quarter of J.J. McCarthy is the first yielded by the Wolverines this season.
- BGSU forced McCarthy into a career-high three interceptions.
- BGSU held Michigan to 312 yards of total offense, its lowest of the season and lowest since the Wolverines gained 275 against Rutgers in 2021.
- Attendance was 109,955, which is the second-most fans to see a BGSU football game behind only Bowling Green's 2000 trip to Ann Arbor.
- With two receptions, WR Odieu Hiliare extended his active streak with at least one catch to 38 games. He entered the weekend with the fifth-longest streak in the nation.
- CB Jalen Huskey notched his second interception in as many weeks in the first quarter. It was the second-straight week the sophomore intercepted a ball in the end zone. It was the second interception of Huskey's career.
- CB Jordan Oladokun notched his first career interception in the second quarter. He returned it 29 yards.
- OLB Avi McGary recorded his first career interception in the third quarter.
- ILB Darren Anders' sack of J.J. McCarthy in the second quarter was the first yielded by Michigan this season.
- PK Alan Anaya connected on a career-long 42-yard field goal in the second quarter to make it a 7-6 game.

Score by Quarters:

Bowling Green	0	6	0	0	—	6
Michigan	7	7	17	0	—	31

Scoring Summary:

- 1st 10:44 MICH - #2 B.Corum 4 yd rush (#32 J.Turner kick), 4-77, 01:52 0-7
- 2nd 14:13 BGSU - #98 A.Anaya 36 yd FG, 12-62, 05:35 3-7
- 2nd 11:39 BGSU - #98 A.Anaya 42 yd FG, 4-9, 02:23 6-7
- 2nd 04:15 MICH - #1 R.Wilson 33 yd pass from #9 J.McCarthy (#32 J.Turner kick), 5-67, 02:42 6-14
- 3rd 12:44 MICH - #2 B.Corum 2 yd rush (#32 J.Turner kick), 1-2, 00:04 6-21
- 3rd 10:12 MICH - #32 J.Turner 42 yd FG, 4-2, 01:41 6-24
- 3rd 06:28 MICH - #6 C.Johnson 50 yd pass from #9 J.McCarthy (#32 J.Turner kick), 3-61, 01:30 6-31

Attendance—109,955

	BG	UM		BG	UM
FIRST DOWNS	10	15	Punts (Number-Avg)	6-38.5	3-46.3
RUSHES-YARDS (NET)	36-81	31-169	Fumbles-Lost	2-1	2-1
PASSING YDS (NET)	124	143	Penalties-Yards	2-15	1-10
Passes Att-Comp-Int	21-14-2	13-8-3	Possession Time	36:13	23:47
TOTAL OFFENSE PLAYS-YARDS	57-205	44-312	Third-Down Conversions	5 of 15	1 of 5
Fumble Returns-Yards	0-0	0-0	Fourth-Down Conversions	0 of 0	0 of 0
Punt Returns-Yards	2-0	3-30	Red-Zone Scores-Chances	1-2	2-3
Kickoff Returns-Yards	0-0	3-26	Sacks By: Number-Yards	1-13	3-16
Interception Returns-Yards	3-29	2-11			

RUSHING: Bowling Green- Nick Mosley 4-33, PaSean Wimberly 9-29, Ta'ron Keith 2-18, Jaison Patterson 4-12, Terion Stewart 3-2, Hayden Timosciek 4-2, Jamal Johnson 3-1, Abdul-Fatai Ibrahim 1-0, TEAM 1(-1), Camden Orth 5(-15).

Michigan- Blake Corum 12-101, Donovan Edwards 9-50, Alex Orji 2-11, Cole Cabana 2-6, Semaj Morgan 1-4, Leon Franklin 1-0, J.J. McCarthy 3(-1), TEAM 1(-2).

PASSING: Bowling Green- Camden Orth 8-11-0-91, Hayden Timosciek 6-10-2-33. **Michigan-** J.J. McCarthy 8-13-3-143.

RECEIVING: Bowling Green- Levi Gazarek 3-19, Ta'ron Keith 3-13, Odieu Hiliare 2-37, Harold Fannin Jr. 2-6, Abdul-Fatai Ibrahim 1-33, Finn Hogan 1-12, Jamal Johnson 1-2, Jhaylin Embry 1-2.

Michigan- Cornelius Johnson 3-71, Colston Loveland 3-30, Roman Wilson 2-42.

**GAME 4 • Ohio 38, Bowling Green 7
Sept. 23 • Bowling Green, Ohio**

Game Notes

- Bowling Green and Ohio met for the 75th time in series history.
- Saturday was the 101st Homecoming at BGSU.
- BGSU held its fourth opponent this year under 400 yards of total offense.
- With five tackles, ILB Darren Anders reached 300 for his career. He is just one of three Falcons to reach that milestone since 2000.
- WR Odieu Hiliare finished the game with five receptions to extend his active streak with at least one reception to 39 games. He entered the week with the fifth-longest streak in the nation.
- Hiliare needs 74 receiving yards to become the 41st Falcon to reach 1,000 career receiving yards.
- RB Terion Stewart finished the game with 107 rushing yards on 12 carries and one touchdown. It was the third 100-yard rushing game of his career and first since the 2021 Buffalo game.
- Stewart finished the game needing 78 yards to become the 40th Falcon to reach 1,000 rushing yards.
- OLB Cashius Howell notched BGSU's only sack of the game. He now has 2.5 on the season. Howell striped Kurtis Rourke of the ball and gave the Falcons their only takeaway of the game.

Score by Quarters:

Ohio	21	10	7	0	—	38
Bowling Green	0	0	0	7	—	7

Scoring Summary:

- 1st 13:08 Ohio - #5 S.Bangura 29 yd pass from #7 K.Rourke (#44 G.Spetic kick), 2-28, 01:12 7-0
- 1st 08:38 Ohio - #87 W.Kacmarek 10 yd pass from #7 K.Rourke (#44 G.Spetic kick), 6-79, 03:33 14-0
- 1st 05:09 Ohio - #38 K.Thompson 71 yd fumble return (#44 G.Spetic kick), 03:29 21-0
- 2nd 08:43 Ohio - #44 G.Spetic 27 yd FG, 9-58, 04:51 24-0
- 2nd 08:35 Ohio - #4 R.Parodie 28 yd fumble return (#44 G.Spetic kick), 00:08 31-0
- 3rd 01:22 Ohio - #19 M.Cross 19 yd pass from #7 K.Rourke (#44 G.Spetic kick), 10-77, 06:33 38-0
- 4th 13:42 BGSU - #4 T.Stewart 4 yd rush (#98 A.Anaya kick), 6-69, 02:35 38-7

Attendance—18,248

	OU	BG		OU	BG
FIRST DOWNS	19	10	Punts (Number-Avg)	3-34.3	6-35.8
RUSHES-YARDS (NET)	37-127	22-102	Fumbles-Lost	3-1	3-2
PASSING YDS (NET)	201	104	Penalties-Yards	8-65	12-123
Passes Att-Comp-Int	19-16-0	32-17-2	Possession Time	34:13	25:47
TOTAL OFFENSE PLAYS-YARDS	56-328	54-206	Third-Down Conversions	6 of 12	2 of 11
Fumble Returns-Yards	2-99	0-0	Fourth-Down Conversions	0 of 1	0 of 1
Punt Returns-Yards	1-4	1-5	Red-Zone Scores-Chances	3-3	1-2
Kickoff Returns-Yards	2-44	3-49	Sacks By: Number-Yards	3-19	1-0
Interception Returns-Yards	2-21	0-0			

RUSHING: Ohio- O'Shaan Allison 13-42, Kurtis Rourke 4-33, Sieh Bangura 9-26, Rickey Hunt 6-19, Quintell Quinn 2-15, Parker Navarro 1-8, TEAM 1(-1), Jared Wheatley 1(-15).

Bowling Green- Terion Stewart 12-107, Jaison Patterson 2-7, Nick Mosley 1-3, Jamal Johnson 1-2, Ta'ron Keith 1(-7), Connor Bazalak 5(-10).

PASSING: Ohio- Kurtis Rourke 14-16-0-196, Parker Navarro 2-3-0-5. **Bowling Green-** Connor Bazalak 17-32-2-104.

RECEIVING: Ohio- Jacoby Jones 4-85, Miles Cross 3-34, Sieh Bangura 2-31, Sam Wiglusz 2-26, Will Kacmarek 1-10, Chase Hendricks 1-8, Rickey Hunt 1-3, Tyler Foster 1-2, Bryce Butler 1-2.

Bowling Green- Odieu Hiliare 5-45, Ta'ron Keith 4-10, Abdul-Fatai Ibrahim 3-12, Austin Osborne 2-24, Finn Hogan 1-13, Andrew Bench 1-10, Levi Gazarek 1-5.

2023 BOWLING GREEN FOOTBALL

98 ALAN ANAYA

Field Goals: 2, at Michigan Sept. 16, 2023
PATs: 5 vs. EIU, Sept. 9, 2023
PAT Attempts: 5 vs. EIU, Sept. 9, 2023
Long FG: 42 at Michigan Sept. 16, 2023

7 CONNOR BAZELAK

Pass attempts: 66*, at Cincinnati, Sept. 24, 2022
Pass Completions: 34*, at Kentucky, Sept. 11, 2021
Pass Yards: 406*, LSU, Oct. 10, 2020
Long Pass: 69*, LSU, Oct. 10, 2020
Rush Yards: 40*, vs. Kentucky, Oct. 24, 2020
Long Rush: 14*, at South Carolina Nov. 21, 2020
Passing TDs: 4*, LSU Oct. 10, 2020
at Kentucky, Sept. 11, 2021
Rush TDs: 1 three times, last at Rutgers Oct. 22, 2022

*- while at Indiana
^ - while at Missouri

89 ANDREW BENCH

Receptions: 2, at Akron, Oct. 1, 2022
Buffalo, Oct. 8, 2022
Receiving yards: 38, Buffalo, Oct. 8, 2022
Receiving TD: 1, 3x, last at Toledo, Nov. 15, 2022
Long Receiving TD, 33, South Alabama, Sept. 11, 2021
Long reception: 33, South Alabama, Sept. 11, 2021
All-purpose yards: 38, Buffalo, Oct. 8, 2022

81 BRYCE BOYER

Receptions: 1, Eastern Michigan, Oct. 23, 2021
Receiving Yards: 21, Eastern Michigan, Oct. 23, 2021
Long reception: 21, Eastern Michigan, Oct. 23, 2021

47 GEORGE CARLSON

Tackles: 2, at Mississippi State, Sept. 24, 2022

86 IAN DRUMMOND

Receptions: 1, JMU, Sept. 28, 2019
Receiving Yards: 5, JMU, Sept. 28, 2019
Long reception: 5, JMU, Sept. 28, 2019

8 JHAYLIN EMBRY

Receptions: 3, at Northern Illinois, Oct. 16, 2021
Receiving Yards: 64, at Northern Illinois, Oct. 16, 2021
Rush attempts: 5, at Minnesota, Sept. 25, 2021
Rush yards: 32, Kent State, Nov. 10, 2020
Long rush: 22, Kent State, Nov. 10, 2020
Total offense attempts: 5, at Minnesota, Sept. 25, 2021
Total offense yards: 73, at Northern Illinois, Oct. 16, 2021
Kick return yards: 91, at Toledo, Nov. 15, 2022
Long kick return: 30, at Toledo, Nov. 15, 2022
Punt return yards: 42, Buffalo, Oct. 8, 2022
Long punt return: 42, Buffalo, Oct. 8, 2022
All-purpose yards: 91, at Toledo, Nov. 15, 2022

44 HAROLD FANNIN JR.

Receptions: 7, vs Eastern Illinois, Sept. 9, 2023
Receiving Yards: 109, vs Eastern Illinois, Sept. 9, 2023
Long Reception: 42, at Ohio, Nov. 22, 2022
Receiving TD: 1, at Mississippi State, Sept. 24, 2022
vs. EIU, Sept. 9, 2023
Rush Attempts: 2, 3x, last vs. Kent State, Nov. 9, 2022
Rush Yards: 25, Miami (OH), Oct. 15, 2022
Long rush: 24, Miami (OH), Oct. 15, 2022
Rush TD: 1, 4x, last vs. Western Michigan, Nov. 2, 2022
All-purpose yards: 109, vs Eastern Illinois, Sept. 9, 2023

10 LEVI GAZAREK

Receptions: 3, at Tennessee, Sept. 2, 2021
at Kent State, Oct. 2, 2021
at Michigan, Sept. 16, 2023
Receiving Yards: 23, at Tennessee, Sept. 2, 2021
Long Reception: 19, at Kent State, Oct. 2, 2021
All-Purpose Yards: 23, at Tennessee, Sept. 2, 2021
Tackles: 1, Kent State, Nov. 9, 2022

84 DOM GRGURIC

Receptions: 5, Indiana Wesleyan, Sept. 3, 2022
Receiving Yards: 45, Indiana Wesleyan, Sept. 3, 2022
Morehead St., Oct. 22, 2022
Long Reception: 44, Morehead St., Oct. 22, 2022
Long Kick Return: 13, at Dayton, Oct. 29, 2022
Tackles: 2, Dayton Oct. 23, 2021
at Illinois St. Sept. 10, 2022

*- while at Valparaiso

45 ROCCO HICKS

All-Purpose Yards: 13, Western Michigan, Nov. 2, 2022
Longest Kick Return: 13, Western Michigan, Nov. 2, 2022

1 ODIEU HILIARE

Receptions: 12*, at Texas Southern, Nov. 13, 2021
Receiving Yards: 246, at Toledo, Nov. 15, 2022
Rush attempts: 2, at UCLA, Sept. 3, 2022
Eastern Kentucky, Sept. 10, 2022
Rushing yards: 5, Eastern Kentucky, Sept. 10, 2022
Long rush: 5, at UCLA, Sept. 3, 2022
Long reception: 66*, at Grambling, Oct. 2, 2021
Receiving TDs: 2*, 4x, last at Toledo, Nov. 15, 2022
Kick return yards: 28, Kent State, Nov. 9, 2022

*- while at Alabama A&M

11 FINN HOGAN

Receptions: 4*, vs. Bucknell, Sept. 17, 2022
Receiving Yards: 34*, at NIU, Nov. 2, 2022
Receiving TDs: 1*, at Penn State, Sept. 24, 2022
Long Reception: 28, at NIU, Nov. 2, 2022

*- while at Central Michigan

2 ABDUL-FATAI IBRAHIM

Receptions: 10*, at Grambling, Oct. 2, 2021
Receiving Yards: 203*, Jackson State, Nov. 9, 2019
Rush attempts: 1*, five times
Rushing yards: 9*, at Florida A&M, Sept. 24, 2022
Long rush: 9*, at Florida A&M, Sept. 24, 2022
Long reception: 81*, at Texas Southern, Nov. 13, 2021
Receiving TDs: 2*, eight times
Kick return yards: 23*, Ark-Pine Bluff, Sept. 7, 2019

*- while at Alabama A&M

20 JAMAL JOHNSON

Receptions: 3, three times, last Toledo, Nov. 10, 2021
Receiving Yards: 44, at Tennessee, Sept. 2, 2021
Long Reception: 31, at Tennessee, Sept. 2, 2021
Receiving TDs: 1, Toledo, Nov. 10, 2021
Rush attempts: 14, at Akron, Oct. 1, 2022
Rushing yards: 73, at Akron, Oct. 1, 2022
Long rush: 24, at Akron, Oct. 1, 2022
All-Purpose Yards: 77, at Akron, Oct. 1, 2022

OTA'RON KEITH

Rush attempts: 13, Eastern Kentucky, Sept. 10, 2022
Rushing yards: 69, at Liberty, Sept. 3, 2023
Receptions: 8, Marshall, Sept. 17, 2022
Receiving yards: 123, vs Eastern Illinois, Sept. 9, 2023
Long reception: 58, vs Eastern Illinois, Sept. 9, 2023
YAC: 123, vs. Eastern Illinois, Sept. 9, 2023
Receiving TD: 1, 4x, last at Toledo, Nov. 15, 2022
Total offense attempts: 18, Eastern Kentucky, Sept. 10, 2022
Total offense yards: 127, vs Eastern Illinois, Sept. 9, 2023
All-Purpose Yards: 170, vs Eastern Illinois, Sept. 9, 2023
Longest Kick Return: 83, Western Michigan, Nov. 2, 2022
Kick Return TDs: 1 (75), vs. New Mexico State, Dec. 26, 2022
Tackles: 1, at Mississippi State, Sept. 24, 2022
at Central Michigan, Oct. 22, 2022

9 GRIFFIN LITTLE

Receptions: 1, 3x, last at Mississippi State, Sept. 24, 2022
Receiving Yards: 13, at Mississippi State, Sept. 24, 2022
Long Reception: 13, at Mississippi State, Sept. 24, 2022

5 NICK MOSLEY

Rushing TDs: 1, at Kent State, Oct. 2, 2021;
Eastern Michigan, Oct. 23, 2021
Rushes: 14, at Miami, Nov. 16, 2021
Rushing Yards: 90, at Miami, Nov. 16, 2021
Long Rush: 26, at Miami, Nov. 16, 2021
Receptions: 1, at Miami, Nov. 16, 2021
at UCLA, Sept. 3, 2022
Receiving Yards: 7, at UCLA, Sept. 3, 2022
Long Reception: 7, at UCLA, Sept. 3, 2022
Total Offense attempts: 15, at Miami, Nov. 16, 2021
Total offense yards: 94, at Miami, Nov. 16, 2021
Kick return yards: 21, at Toledo, Nov. 15, 2022
Tackles: 1, Marshall, Sept. 17, 2022

12 CAMDEN ORTH

Pass attempts: 36*, Duquesne, Nov. 6, 2021
Pass Completions: 22*, Wagner, Oct. 30, 2021
Pass Yards: 348*, Duquesne, Nov. 6, 2021
Rush Yards: 34*, at Central Conn. St., Oct. 23, 2021
Passing TDs: 3*, Wagner, Oct. 30, 2021

*- while at LIU

OFFENSIVE - KICKER CAREER HIGHS

18 AUSTIN OSBORNE

Receptions: 8, at Tennessee, Sept. 2, 2021
Receiving TDs: 1, at Northern Illinois, Oct. 16, 2021
Receiving Yards: 69, Murray State, Sept. 18, 2021
Long Reception: 36, at Northern Illinois, Oct. 16, 2021
All-Purpose Yards: 69, Murray State, Sept. 18, 2021

28 JAISON PATTERSON

Rush attempts: 18, 3x, last at Central Mich., Oct. 22, 2022
Rush yards: 101, at Central Michigan, Oct. 22, 2022
Long rush: 36, at Central Michigan, Oct. 22, 2022
Rushing TD: 1, three times, last vs. EIU, Sept. 10, 2022
Long Rushing TD: 2, Murray State, Sept. 18, 2021
Eastern Kentucky, Sept. 10, 2022
Receptions: 3, Eastern Michigan, Oct. 23, 2021
Receiving Yards: 27, Eastern Michigan, Oct. 23, 2021
Long Reception: 13, Eastern Michigan, Oct. 23, 2021
All-Purpose Yards: 71, Kent State, Nov. 9, 2022

99 SAMI SIR

Punt attempts: 9, at UCLA, Sept. 3, 2022
Marshall, Sept. 17, 2022
Punt yards: 362, Marshall, Sept. 17, 2022
Longest punt: 61, Buffalo, Oct. 8, 2022

4 TERION STEWART

Points scored: 12, three times, last at Buffalo, Oct. 30, 2021
Touchdowns: 2, three times, last at Buffalo, Oct. 30, 2021
Rush attempts: 14, at Akron, Dec 05, 2020;

Kent State, Nov 10, 2020
Rush yards: 170, at Buffalo, Oct. 30, 2021
Rush TDs: 2, three times, last at Buffalo, Oct. 30, 2021
Long rush: 77, at Buffalo, Oct. 30, 2021
Receptions: 1, at Akron, Dec 05, 2020;
Buffalo, Nov 17, 2020; at Tennessee, Sept. 2, 2021

Receiving yards: 7, at Akron, Dec 05, 2020
Long reception: 7, at Akron, Dec 05, 2020
Total offense attempts: 14, at Akron, Dec 05, 2020;
Kent State, Nov 10, 2020

Total offense yards: 170, at Buffalo, Oct. 30, 2021
All-purpose yards: 170, at Buffalo, Oct. 30, 2021
Kick returns: 1, Buffalo, Nov 17, 2020
Kick return yards: 18, Buffalo, Nov 17, 2020
Long kick return: 18, Buffalo, Nov 17, 2020

6 JAYLONTILLMAN

Receptions: 10*, at Michigan Tech, Oct. 29, 2022
Receiving Yards: 191*, at Michigan Tech, Oct. 29, 2022
Long reception: 88*, at Davenport, Nov. 12, 2022
Receiving TDs: 1*, six times

*- while at Grand Valley State

30 PASEAN WIMBERLY

Rush attempts: 9, at Michigan Sept. 16, 2023
Rush yards: 35, Marshall, Sept. 17, 2022
Punt Return Yards: 10, Eastern Kentucky, Sept. 10, 2022
Tackles: 2, Marshall, Sept. 17, 2022
Blocked punts: 1, 3x, last at Toledo, Nov. 15, 2022

2023 BOWLING GREEN FOOTBALL

23 DARREN ANDERS

Tackles: 14, Buffalo, Nov. 17, 2020;
at Tennessee, Sept. 2, 2021
Sacks: 1.0, six times, last at Michigan Sept. 16, 2023
Tackles for loss: 1.5, four times, last Akron, Oct. 9, 2021
Fumbles forced: 1, 3x, last vs. Western Mich., Nov. 2, 2022
Fumbles recovered: 1, 4x, last vs. Western Mich., Nov. 2, 2022
Pass breakups: 2, Miami (OH), Oct. 15, 2022
Interceptions: 1, South Alabama, Sept. 11, 2021
Long INT Return: 27, South Alabama, Sept. 11, 2021
INT Return for TD: 1, South Alabama, Sept. 11, 2021

55 EVAN BRANCH-HAYNES

Tackles: 5, vs Eastern Illinois, Sept. 9, 2023
Sacks: 0.5, vs. Eastern Illinois, Sept. 9, 2023
Fumbles recovered: 1, vs Ohio, Sept. 23, 2023

60 DONTREZ BROWN

Tackles: 4, Kent State, Nov. 9, 2022
at Toledo, Nov. 15, 2022
Sacks: 1.0, at Buffalo, Oct. 30, 2021
at Toledo, Nov. 15, 2022
Tackles for loss: 2.0, at Toledo, Nov. 15, 2022
Forced fumbles: 1, at Liberty, Sep. 3, 2023
Fumbles recovered: 1, Miami (OH), Oct. 15, 2022

18 JALEN BURTON

Tackles: 5, three times, last vs. Marshall, Sept. 17, 2022
Tackles for loss: 1.0, at Northern Illinois, Oct. 16, 2021;
at Buffalo, Oct. 30, 2021
Interceptions: 1, at Akron, Oct. 1, 2022
Long INT Return: 29, at Akron, Oct. 1, 2022
INT returned for TD: 1, at Akron, Oct. 1, 2022
Fumbles forced: 1, at Northern Illinois, Oct. 16, 2021
Pass Breakups: 2, at Buffalo, Oct. 30, 2021

26 DAVION DANIELS

Tackles: 10, at UCLA, Sept. 3, 2022
Forced fumbles: 1, at UCLA, Sept. 3, 2022

16 CHACE DAVIS

Tackles: 3*, at FIU, Oct. 14, 2022, at Liberty, Sep. 3, 2023

*- while at UTSA

32 PATRICK DAY

Tackles: 6, Kent State, Nov. 10, 2020
Eastern Kentucky, Sept. 10, 2022
Sacks: 1.0, Kent State, Nov. 10, 2020
at Central Michigan, Oct. 22, 2022
Tackles for loss: 1.5, Kent State, Nov. 10, 2020
Forced Fumbles: 1, Eastern Michigan, Oct. 23, 2021
at Central Michigan, Oct. 22, 2022
Fumbles recovered: 1, two times, last at Michigan Sept. 16, 2023
Pass Breakups: 1, 3x, last vs. Kent State, Nov. 9, 2022
Blocked Punt Return for TD: 1, at Toledo, Nov. 15, 2022

7 DAVON FERGUSON

Tackles: 17, at Northern Illinois, Oct. 16, 2021
Fumbles forced: 1, vs. Texas Tech, Oct. 26, 2019*;
Akron, Oct. 9, 2021
Sacks: 2, at Minnesota, Sept. 25, 2021
Tackles for loss: 2.0 vs. Murray State, Sept. 18, 2021;
at Minnesota, Sept. 25, 2021
Interceptions: 1, at West Virginia, Oct. 6, 2018*
Pass Breakups: 2, vs. South Alabama, Sept. 11, 2021
vs. Murray State, Sept. 18, 2021

*- while at Kansas

11 DEMETRIUS HARDAMON

Tackles: 10, at Buffalo, Oct. 30, 2021
Sacks: 2.0, Miami (OH), Oct. 15, 2022
Tackles for Loss: 3.0, Miami (OH), Oct. 15, 2022
Forced fumbles: 1, Miami (OH), Oct. 15, 2022
Fumbles Recovered: 1, at Central Michigan, Oct. 22, 2022
Fumbles Recovered for TD: 1, at Central Mich., Oct. 22, 2022
Long Fumble Return: 45, at Central Mich., Oct. 22, 2022
QB Hurries: 2, at Miami, Nov. 16, 2021
Blocked Kicks: 1, at Miami, Nov. 16, 2021

54 ANTHONY HAWKINS

Tackles: 10, at Buffalo, Oct. 30, 2021
Sacks: 1.0, at Buffalo, Oct. 30, 2021
Buffalo, Oct. 8, 2022
at Liberty, Sep. 3, 2023
Tackles for loss: 1.5, Miami (OH), Oct. 15, 2022
at Toledo, Nov. 15, 2022
Pass breakups: 1, at Toledo, Nov. 04, 2020;
at UCLA, Sept. 3, 2022

2 BROCK HORNE

Tackles: 15, at Buffalo, Oct. 30, 2021
Sacks: 1, at Minnesota, Sept. 25, 2021
Marshall, Sept. 17, 2022
vs. New Mexico State, Dec. 26, 2022
Tackles for loss: 1.5, Akron, Oct. 9, 2021
Forced Fumbles: 1, at Minnesota, Sept. 25, 2021
Interceptions: 1, vs. Murray State, Sept. 18, 2021
Pass Breakups: 1, at Kent State, Oct. 2, 2021
QB Hurries: 1, at Kent State, Oct. 2, 2021

0 CASHIUS HOWELL

Tackles: 5, at Miami, Nov. 16, 2021
Tackles for loss: 1.5, vs Eastern Illinois, Sept. 9, 2023
Sacks: 1.5, vs Eastern Illinois, Sept. 9, 2023
Pass Breakups: 1, at Mississippi State, Sept. 24, 2022
Fumbles Recovered: 1, at Central Mich., Oct. 22, 2022
Long Fumble Return: 7, at Central Mich., Oct. 22, 2022

20 JALEN HUSKEY

Tackles: 10, at Liberty, Sep. 3, 2023
Fumbles recovered: 1, at Liberty, Sep. 3, 2023
Interceptions: 1, two times, last at Michigan Sept. 16, 2023

21 JORDAN JACKSON

Tackles: 6*, at Iowson, Oct. 9, 2021
Tackles for Loss: 1.5*, at Monmouth, Nov. 19, 2022
Interceptions: 1*, at Colgate, Sept. 11, 2021
Pass Breakups: 2*, Morgant State, Nov. 5, 2022

*- while at Stony Brook

4 DESHAWN JONES JR.

Tackles: 6, at Mississippi State, Sept. 24, 2022
Tackles for Loss: 1.0, Marshall, Sept. 17, 2022
Western Michigan, Nov. 2, 2022
Interceptions: 1, at Miami, Nov. 16, 2021
at Toledo, Nov. 15, 2022
Pass Breakups: 2, at Akron, Oct. 1, 2022

38 DIERRE KELLY

Tackles: 4, at Toledo, Nov. 15, 2022
Tackles for Loss: 1.0, at Kent State, Oct. 2, 2021
Marshall, Sept. 17, 2022
at Liberty, Sep. 3, 2023
2023
Sacks: 1, Marshall, Sept. 17, 2022
at Liberty, Sep. 3, 2023

19 DARIUS LORFELS

Tackles: 6, vs Eastern Illinois, Sept. 9, 2023
Fumbles Forced: 1, at Central Michigan, Oct. 22, 2022

27 STEVE LUBISCHER

Tackles: 4, Syracuse, Nov. 26, 2022
Tackles for Loss: 0.5, Wake Forest, Nov. 27, 2021

14 DAVIAN MAYO

Tackles: 8, Arkansas State, Sept. 17, 2022

15 AVI MCGARY

Tackles: 2, 3x, last at Central Mich., Oct. 22, 2022
Interceptions: 1, at Michigan Sept. 16, 2023

90 DAVONTE MILES

Tackles: 1, at Mississippi State, Sept. 24, 2022
Tackles for Loss: 0.5, at Mississippi State, Sept. 24, 2022

46 JAMES MILLER

Blocked punts: 1, Marshall, Sept. 17, 2022

24 DIEGO NERI

Tackles: 6, at Kent State, Oct. 2, 2021

1 JORDAN OLADOKUN

Tackles: 4, Western Michigan, Nov. 2, 2022
at Toledo, Nov. 15, 2022
Tackles for Loss: 1.0, Western Michigan, Nov. 2, 2022
Fumbles recovered: 1, Buffalo, Oct. 8, 2022
Pass Breakups: 2, Marshall, Sept. 17, 2022
at Central Mich., Oct. 22, 2022
Interceptions: 1, at Michigan Sept. 16, 2023

33 JORDAN PORTER

Tackles: 4, Kent State, Nov. 10, 2020
Sacks: 1.0, 3x, last at Akron, Oct. 1, 2022
Tackles for loss: 1.0, 4x, last at Akron, Oct. 1, 2022
Forced Fumbles: 1, at Akron, Oct. 1, 2022
QB Hurries: 1, Eastern Michigan, Oct. 23, 2021
Buffalo, Oct. 8, 2022

DEFENSIVE CAREER HIGHS

35 BILLIE ROBERTS

Tackles: 3, 3x, last vs. Buffalo, Oct. 8, 2022
Sacks: 0.5, Akron, Oct. 9, 2021
Tackles for loss: 2.0, at Miami, Nov. 16, 2021
Pass breakups: 2, at Minnesota, Sept. 25, 2021

13 CHARLES ROSSER

Tackles: 3, at Michigan Sept. 16, 2023
Tackles for loss: 1, at Northern Illinois, Oct. 16, 2021
Fumbles Recovered: 1, 3x, last at Central Mich., Oct. 22, 2022

99 ALI SAAD

Tackles: 3, at Kent State, Oct. 2, 2021
Tackles for Loss: 1, at Kent State, Oct. 2, 2021
vs. New Mexico State, Dec. 26, 2022
vs Eastern Illinois, Sept. 9, 2023
Sacks: 0.5, vs Eastern Illinois, Sept. 9, 2023

8 TRENT SIMMS

Tackles: 11, Toledo v. Nov. 10, 2021
Tackles for Loss: 0.5, Marshall, Sept. 17, 2022
Interceptions: 1, Marshall, Sept. 17, 2022
at Toledo, Nov. 15, 2022
Long INT Return: 1, Marshall, Sept. 17, 2022
QB Hurries: 1, Buffalo, Oct. 8, 2022
Pass breakups: 1, Kent State, Nov. 9, 2022
Forced Fumbles: 1, at Michigan Sept. 16, 2023

3 JOSEPH SIPP JR.

Tackles: 12, at Liberty, Sep. 3, 2023
Tackles for Loss: 1.5, vs Eastern Illinois, Sept. 9, 2023

52 KITIONETAU

Tackles: 4, at Ohio, Nov. 22, 2022
Tackles for Loss: 0.5, at Mississippi State, Sept. 24, 2022
Forced fumbles: Buffalo, Oct. 8, 2022

37 VICTOR VAZQUEZ

Tackles: 1, three times, last at Miami, Nov. 16, 2021

42 CHRIS WILLIAMS

Tackles: 1, Kent State, Nov. 9, 2022

34 ADRIAN WILSON

Tackles: 3, at Michigan Sept. 16, 2023

ALL-TIME LONG PLAYS

LONGEST TOUCHDOWN RUN

Yards	Name/Opponent	Year
96	Anthon Samuel vs. Miami	2011
95	Matt Domer at Ball State	2015
93	Mike McGee vs. Central Michigan	1987
89	Mike McGee vs. Ball State	1987
88	P.J. Pope vs. Western Michigan	2004

LONGEST NON-SCORING RUN

Yards	Name/Opponent	Year
78	B.J. Lane vs. Ball State	2003
71	Chris Bullock vs. Akron	2009
69	Fred Coppet vs. Ball State	2014
65	Andy Sahn vs. Kansas	2002
64	Jeff Davis vs. Richmond	1984

LONGEST TOUCHDOWN PASS

Yards	Name/Opponent	Year
96	Mark Miller to Dave Dudley vs. San Diego State	1976
94	Eric Smith to Ronald Heard vs. Ohio	1988
94	Matt Johnson to Roger Lewis vs. Memphis	2015
92	Matt Johnson to Ryan Burbrink vs. Kent State	2013
91	Josh Harris to Charles Sharon vs. Kent State	2003

LONGEST NON-SCORING PASS

Yards	Name/Opponent	Year
78	Bob Niemet to Robert Redd vs. Akron	1998
77	Josh Harris to James Hawkins vs. Purdue	2003
76	Matt Schilz to Kamar Jordan vs. Miami	2010
74	Vern Wireman to Bob Zimpfer vs. Utah State	1969
69	Mark Miller to John Park vs. Tenn.-Chattanooga	1977
69	James Morgan to Scott Miller vs. Ohio	2017

LONGEST KICKOFF RETURN

Yards	Name/Opponent	Year
96*	Clint Stephens vs. Ball State	2014
94*	BooBoo Gates vs. Pittsburgh	2013
94*	Leon Weathersby vs. Western Michigan	1997
93*	B.J. Lane vs. Ball State	2004
93*	Roger Reynolds vs. Kent State	1961

LONGEST PUNT RETURN

Yards	Name/Opponent	Year
100*	Courtney Davis vs. Kent State	1996
91*	Richard Lowry vs. Grosse Ile	1942
86*	Bob Zimpfer vs. Ball State	1968
80*	BooBoo Gates vs. Rhode Island	2012
79*	Charles Sharon vs. Southeast Missouri	2004
79	Corey Partridge vs. Temple	2005

LONGEST PASS INTERCEPTION

Yds.	Name/Opponent	Year
90*	Rodney Lash vs. Toledo	1948
88	Julius Livas vs. Miami	1971
85*	Dernard Turner vs. Ohio	2015
82	BooBoo Gates vs. Ohio	2013
82*	Robert Lorenzi vs. Buffalo	2010

LONGEST PUNT

Yds.	Name/Opponent	Year
95	Macs Leitman vs. Bluffton	1928
82	Joseph Davidson at Toledo	2016
81	Brian Schmiedebusch vs. Idaho	2011
81	Cris Shale vs. Ohio	1990
79	Joseph Davidson at Ohio	2016
79	Nick Iovinelli vs. Pittsburgh	2008
79	Jim Phelps vs. Toledo	1982

LONGEST FIELD GOAL

Yds.	Name/Opponent	Year
60	Derek Schorejs vs. Toledo	1995
56	Gehad Youssef vs. Western Michigan	1983
52	Derek Schorejs vs. Akron	1995
52	Shaun Suisham vs. Ohio	2004
52	Tyler Tate vs. Northern Illinois	2013
52	Tyler Tate at Western Kentucky	2014
52	Nate Needham at Kent State	2021

*resulted in a touchdown

THE LAST TIME

A BG Player Returned a Kickoff for a Touchdown

Ta'ron Keith (75 yards), vs. New Mexico State, Dec. 26, 2022

An Opposing Player Returned a Kickoff for a Touchdown

Trayvon Rudolph (100 yards), at NIU, Oct. 16, 2021

A BG Player Returned a Punt for a Touchdown

Ryan Burbrink (75 yards), vs. VMI, Sept. 6, 2014

An Opposing Player Returned a Punt for a Touchdown

William Likely (85 yards), at Maryland, Sept. 12, 2015

A BG Player Returned an Interception for a Touchdown

Jalen Burton (29 yards), at Akron, Oct. 1, 2022

An Opposing Player Returned an Interception for a TD

Kobe Singleton (Liberty), 36 yards, Sept. 2, 2023

A BG Player Returned a Fumble for a Touchdown

Demetrius Hardamon (45 yards), at Central Michigan, Oct. 22, 2022

An Opposing Player Returned a Fumble for a TD

James Patterson (97 yards), vs. Buffalo, Oct. 1, 2022

A BG Player Returned a Blocked Punt for a Touchdown

Patrick Day (0 yards), at Toledo, Nov. 15, 2022

An Opposing Player Returned a Blocked Punt for a TD

David Carter, 42 yards (Eastern Michigan), Oct. 23, 2021

A BG Player Blocked a Field Goal for a TD

Dontrez Brown (block), Trent Simms 76-yard return, at Liberty, Sept. 2, 2023

A BG Player Blocked a Punt for a Safety

Davion Daniels, vs. New Mexico State, Dec. 26, 2022

A BG Player Blocked a Punt

Davion Daniels, vs. New Mexico State, Dec. 26, 2022

A BG Player Rushed for 100 or more yards

Terion Stewart vs. Ohio, Sept. 23, 2023 (12/107)

A BG Player Rushed for 200 or more yards

Willie Geter vs. Kent State, October 20, 2007 (22/203)

An Opponent Rushed for 200 or more yards

Jay Ducker (NIU), Oct. 18, 2021 (33/210)

An Opponent Threw for 400 or more yards in a Game

Will Rogers (Mississippi State), Sept. 24, 2022 (409)

An Opponent Threw for Six Touchdowns in a Game

Will Rogers (Mississippi State), Sept. 24, 2022 (6)

An Opponent Threw for Five Touchdowns in a Game

Will Rogers (Mississippi State), Sept. 24, 2022 (6)

An Opponent Threw for Four Touchdowns in a Game

Will Rogers (Mississippi State), Sept. 24, 2022 (6)

A BG Player Had Two Interceptions in a Game

Deshawn Jones Jr. vs. Ohio, Nov. 25, 2021 (2)

A BG Player Had Three Interceptions in a Game

Janssen Patton vs. Northern Illinois, Oct. 25, 2003

An Opposing Player Had Three Interceptions in a Game

Jamie Silva (Boston College), Oct. 6, 2007

A BG Player Threw for Five Touchdowns in a Game

Matt McDonald vs. Eastern Kentucky, Sept. 10, 2022

A BG Player Threw for Four Touchdowns in a Game

Matt McDonald at Toledo, Nov. 15, 2022

A BG Player Threw for Three Touchdowns in a Game

Connor Bazalak vs. Eastern Illinois, Sept. 9, 2023

A BG Player Caught Two Touchdowns in a Game

Odieu Hiliare at Toledo, Nov. 15, 2022

Two BG Players Rushed for 100 or more yards in a Game

Andrew Clair (121)
Josh Cleveland (117), at Miami, Oct. 7, 2017

Three BG Players Rushed for 100 or more yards in a Game

Fred Coppet (160)
Josh Cleveland (109)
Donovan Wilson (107), vs. Buffalo, Nov. 25, 2016

Two BG Players had 100 or more receiving yards

Ta'ron Keith (123)
Harold Fannin Jr. (109), vs. Eastern Illinois, Sept. 9, 2023

Three BG Players had 100 or more receiving yards in a Game

Roger Lewis (148)
Ryan Burbrink (132)
Ronnie Moore (109), vs. UMass, Sept. 27, 2014

A BG Player Rushed for 100 or more yards and a BG Players had 100 or more receiving yards

at Central Michigan, Oct. 22, 2022; Jaison Patterson (101 rushing yards),
Odieu Hiliare (105 receiving)

A BG Player Rushed for 100 or more yards and Two BG Players had 100 or more receiving yards

at Buffalo, Oct. 30, 2021; Terion Stewart (170 rushing yards),
Tyron Broden (110 receiving), Christian Sims (103 receiving)

A BG Player Passed for 300 or more yards in a Game

Connor Bazalak (319), vs. Eastern Illinois, Sept. 9, 2023

BG forced a safety on defense

vs. Ohio, Nov. 26, 2021

BG Blocked two kicks in a Game

vs. Akron, Oct. 9, 2021; Devin Taylor (FG) and Sy Dabney (Punt)

Three BG Players Recorded 10+ Tackles

vs. Toledo, Nov. 10, 2021; Darren Anders (12),
Trent Simms (11), Brock Horne (10)

Four BG Players Recorded 10+ Tackles

at Buffalo, Oct. 30, 2021; Brock Horne (15), Darren Anders (12),
Anthony Hawkins (10), Demetrius Hardamon (10)

A BG Lineman Intercepted a Pass

Walter Haire, at Central Michigan, Oct. 22, 2022

A BG Linebacker Intercepted a Pass

DJ Taylor, vs. Kent State, Nov. 9, 2022

BG Had 500+ Yards of Total Offense

vs. Eastern Illinois, Sept. 9, 2023

No.	Name	Pos	Ht	Wt	Yr	Hometown	High School/Previous School
0	Cashius Howell*	OLB	6-4	235	So.	Kansas City, Mo.	Rockhurst
0	Ta'ron Keith**	RB	5-10	190	Jr.	DeLand, Fla.	Mainland
1	Odieu Hiliare*	WR	6-0	185	Sr.*	Belle Glade, Fla.	Glades Central/Alabama A&M
1	Jordan Oladokun*	CB	6-0	180	Jr.	Tampa, Fla.	Gaither/Samford
2	Brock Horne***	ILB	6-1	235	Sr.	Romeo, Mich.	Romeo
2	Abdul-Fatai Ibrahim	WR	6-1	200	Sr.*	Miramar, Fla.	Miramar/Alabama A&M
3	Lucian Anderson III	QB	6-3	190	Fr.	Athens, Ga.	Clarke Central
3	Joseph Sipp Jr.*	ILB	6-0	220	So.	Tampa, Fla.	Hillsborough
4	Deshawn Jones Jr.**	CB	5-11	185	Jr.	Akron, Ohio	East CLC
4	Terion Stewart**	RB	5-9	225	So.	Memphis, Tenn.	Sandusky (Ohio)
5	Shamoun Duncan-Niusulu	S	6-1	200	Jr.	Union City, Calif.	James Logan/College of San Mateo
5	Nick Mosley**	RB	5-10	205	Jr.	Pickerington, Ohio	Pickerington Central
6	Davion Daniels***	S	5-10	190	Sr.	Hubbard, Ohio	Hubbard
6	Jaylon Tillman	WR	6-0	215	Jr.	Plainfield, Ill.	North/Grand Valley State
7	Connor Bazalak	QB	6-3	225	Sr.	Dayton, Ohio	Archbishop Alter/Indiana
7	Davon Ferguson*	CB	5-10	185	Sr.*	Baltimore, Md.	St. Vincent Pallotti/Kansas
8	Jhaylin Embry**	WR	6-0	175	Jr.	Jacksonville, Fla.	Sandalwood
8	Trent Simms***	S	6-0	215	Jr.	Toledo, Ohio	Sylvania Northview
9	Griffin Little	TE	6-4	245	Jr.	Fort Wayne, Ind.	Homestead
9	Darius Lorfils*	S	6-2	190	So.	Germantown, Md.	Northwest
10	Levi Gazarek*	TE	6-5	250	Jr.	North Baltimore, Ohio	North Baltimore
10	Justin Lynch	CB	6-0	160	Jr.	Dublin, Calif.	Dublin/Laney CC
11	Demetrius Hardamon**	OLB	6-4	240	Sr.*	Beavercreek, Ohio	Beavercreek/Georgetown College (Ky.)
11	Finn Hogan	WR	6-5	215	So.	Maple City, Mich.	Glen Lake/Central Michigan
12	Marquette Harris	OLB	6-1	205	Jr.	Woodbridge, Va.	Dr. Henry A. Wise/Ventura College
12	Camden Orth*	QB	6-3	225	Sr.	Gainesville, Fla.	Buchholz/LIU
13	Cynceir McNeal	WR	6-4	210	Fr.	Canton, Ohio	McKinley
13	Charles Rosser**	OLB	6-3	230	Jr.	Cleveland, Ohio	Benedictine
14	Jackson Kleather	K	5-10	170	Fr.	Tipp City, Ohio	Tippecanoe
14	Davian Mayo	ILB	6-0	225	Jr.	Monticello, Ark.	Drew Central/Memphis
15	Avi McGary**	OLB	6-2	195	Sr.	Cincinnati, Ohio	Lakota East
15	Coleman Teasdale	QB	6-1	180	Fr.	Louisville, Colo.	Centaurus/East Coast Prep
16	Chace Davis	DL	6-4	270	Jr.	Whittier, Calif.	La Serna/UTSA
16	Hayden Timosciek	QB	6-7	210	R-Fr.	Lockport, Ill.	Lockport Township/Purdue
17	Bam Booker	DL	6-3	260	R-Fr.	Cincinnati, Ohio	Winton Woods/Maryland
17	Tae'Shaun Johnson	WR	5-11	205	So.	Toledo, Ohio	Central Catholic
18	Jalen Burton**	CB	5-10	190	Jr.	Waukegan, Ill.	Carmel Catholic
18	Austin Osborne*	WR	6-2	205	Sr.*	Rancho Santa Margarita, Calif.	Mission Viejo/Washington
19	Shawn Thigpen	WR	6-4	175	Fr.	Springfield, Ohio	Springfield
19	Alijah Williams	OLB	6-2	210	Fr.	Buford, Ga.	Buford
20	Romello Flowers	DB	6-1	160	Fr.	Fort Lauderdale, Fla.	Avant Garde Academy
20	Jamal Johnson**	RB	5-10	195	Jr.	Frankford, Ill.	Lincoln-Way East
21	Chris Edmonds	RB	5-10	200	Fr.	Toledo, Ohio	Central Catholic
21	Jordan Jackson	S	5-10	200	Sr.	Freeport, N.Y.	Freeport/Stony Brook
22	Jalen Huskey*	CB	6-1	185	So.	Gaithersburg, Md.	Quince Orchard
23	Darren Anders****	ILB	6-0	225	Sr.*	North Olmsted, Ohio	North Olmsted
23	Trimaine Brown Jr.	WR	5-11	160	Fr.	Miami, Fla.	Homestead
24	Bryce DeFalco	RB	5-10	190	Fr.	Pemberville, Ohio	Eastwood
24	Diego Neri**	ILB	6-2	235	Jr.	Cincinnati, Ohio	Cincinnati Northwest
25	Canaan Williams	OLB	6-2	205	R-Fr.	Waldorf, Md.	Rock Creek Christian Academy
26	Trey Johnson	RB	6-0	195	R-Fr.	Frankfort, Ill.	Lincoln-Way East
26	Tracy Revels	S	6-1	175	Fr.	Texarkana, Texas	Liberty-Eylau
27	Nic Kilbride	TE	6-3	235	Jr.	Perrysburg, Ohio	Perrysburg
28	David Afogho	ILB	6-3	235	Fr.	Boston, Mass.	Catholic Memorial
28	Jaison Patterson**	RB	6-0	215	Jr.	Jacksonville, Fla.	Edward H. White
30	PaSean Wimberly**	RB	5-10	180	Sr.	Toledo, Ohio	Whitmer
32	Patrick Day***	S	5-11	195	Sr.	Hilliard, Ohio	Bradley
33	Jordan Porter***	DL	6-4	260	Sr.	Muskegon, Mich.	Muskegon
34	Adrian Wilson**	DL	6-5	245	Jr.	Tinley Park, Ill.	Lincoln-Way East
35	Billie Roberts***	DL	6-5	295	Jr.	Muskegon, Mich.	Muskegon
36	Jabari Mitchell	ILB	6-3	225	Fr.	Reynoldsburg, Ohio	Reynoldsburg
37	Victor Vazquez	S	5-10	180	So.	Miami, Fla.	Florida Christian
38	Dierre Kelly**	DL	6-2	270	Jr.	Gary, Ind.	Merrillville
40	Ethan Warner	PK	5-9	180	R-Fr.	Bowling Green, Ohio	Bowling Green
42	Chris Williams*	ILB	6-2	230	Jr.	Alpharetta, Ga.	King's Ridge Christian
42	Aiden Wilson	LS	5-10	200	Fr.	Buford, Ga.	Buford
43	Jack Sauder*	K	5-10	175	Jr.	Franklin, Tenn.	Battleground Academy
44	Harold Fannin Jr.*	TE	6-4	230	So.	Canton, Ohio	McKinley
44	Jace Henry	CB	6-0	180	Fr.	Pataskala, Ohio	Watkins Memorial
45	Rocco Hicks*	TE	6-4	245	So.	Overland Park, Kan.	Blue Valley West
46	James Miller***	ILB	6-1	225	Sr.	Gaylord, Mich.	Gaylord
47	George Carlson*	LS	6-1	225	So.	Woodstock, Ill.	Marian Central
48	Myles Bradley	OLB	6-0	235	R-Fr.	Mansfield, Ohio	Mansfield

No.	Name	Pos.
28	David Afogho	ILB
52	Chris Akporoghene	OG
98	Alan Anaya	K
23	Darren Anders****	ILB
3	Lucian Anderson III	QB
7	Connor Bazalak	QB
89	Andrew Bench***	TE
56	Armon Bethea	OT
17	Brody Bolyn	C
54	Bam Booker	DL
81	Bryce Boyer	TE
48	Myles Bradley	OLB
55	Evan Branch-Haynes	DL
60	Dontrez Brown***	DL
23	Trimaine Brown Jr.	WR
65	Jake Burns	C
18	Jalen Burton**	CB
47	George Carlson*	LS
6	Davion Daniels***	S
16	Chace Davis	DL
32	Patrick Day***	S
24	Bryce DeFalco	RB
55	Hunter Deyo	C
86	Ian Drummond	TE
51	Cedric Dunbar II*	OG
5	Shamoun Duncan-Niusulu	S
21	Chris Edmonds	RB
8	Jhaylin Embry**	WR
44	Harold Fannin Jr.*	TE
53	Tunde Fatukasi*	OT
7	Davon Ferguson*	CB
20	Romello Flowers	DB
79	Darius Gaddy	OT
78	Adam Garloch	OG
10	Levi Gazarek*	TE
84	Dom Grguric	WR
11	Demetrius Hardamon**	OLB
12	Marquette Harris	OLB
88	Jacob Harris	TE
54	Anthony Hawkins***	DL
44	Jace Henry	CB
45	Rocco Hicks*	TE
1	Odieu Hiliare*	WR
11	Finn Hogan	WR
2	Brock Horne***	ILB
0	Cashius Howell*	OLB
22	Jalen Huskey*	CB
2	Abdul-Fatai Ibrahim	WR
21	Jordan Jackson	S
17	Tae'Shaun Johnson	WR
20	Jamal Johnson**	RB
26	Trey Johnson	RB
4	Deshawn Jones Jr.**	CB
0	Ta'ron Keith**	RB
38	Dierre Kelly**	DL
85	Travis Kenner	PK
27	Nic Kilbride	TE
14	Jackson Kleather	K
9	Griffin Little	TE
9	Darius Lorfils*	S
10	Justin Lynch	CB
14	Davian Mayo	ILB
15	Avi McGary**	OLB
13	Cynceir McNeal	WR
87	Jared Merk	WR
90	Davonte Miles	DL
46	James Miller***	ILB
36	Jabari Mitchell	ILB
5	Nick Mosley**	RB
24	Diego Neri**	ILB
1	Jordan Oladokun*	CB
12	Camden Orth*	QB
18	Austin Osborne*	WR

No.	Name	Pos	Ht	Wt	Yr	Hometown	High School/Previous School
50	Alex Wollschlaeger**	OT	6-7	295	Jr.	Aurora, Ill.	Oswego East
51	Cedric Dunbar II*	OG	6-5	335	Sr.	Natchez, Miss.	Cathedral/Jackson State
52	Chris Akporoghene	OG	6-3	290	Sr.	Warri, Nigeria	IMG Academy/Tulsa/Tennessee
52	Kitione Tau*	DL	6-0	295	Sr.	Concord, Calif.	Pittsburg/Lance CC
53	Tunde Fatukasi*	OT	6-5	320	Jr.	Far Rockaway, N.Y.	Erasmus Hall/Rutgers
54	Brody Bolyn	C	6-3	280	Fr.	Uniondale, Ind.	Norwell
54	Anthony Hawkins***	DL	6-2	285	Sr.	Mansfield, Ohio	Mansfield Senior
55	Evan Branch-Haynes	DL	6-2	290	So.	Richmond, Calif.	Sacred Heart Cathedral Prep/Arizona
55	Hunter Deyo	C	6-2	280	R-Fr.	Council Bluffs, Iowa	Lewis Central/Iowa State
56	Armon Bethea	OT	6-5	280	So.	Brooklyn, N.Y.	Erasmus Hall/Arizona State
56	Ian van der Merwe	DL	6-1	250	R-Fr.	Tucson, Ariz.	Ironwood Ridge
57	Alex Padgett*	OT	6-6	330	So.	Avon Lake, Ohio	Avon Lake
57	DayIn White	DL	6-4	295	Fr.	Lewisville, Texas	Hebron
60	Dontrez Brown***	DL	6-3	300	Sr.	Fremont, Ohio	Fremont Ross
64	Bronson Warner*	OG	6-3	320	Sr.	Chaska, Minn.	Eden Prairie/Abilene Christian
65	Jake Burns	C	6-2	305	Jr.	Akron, Ohio	Archbishop Hoban/Cincinnati
72	Cade Zimmerly*	C/OG	6-1	290	So.	Perrysburg, Ohio	Perrysburg
75	Nate Pabst	OT	6-5	290	So.	Springdale, Ohio	Archbishop Moeller
76	Kameron Stewart*	OT	6-6	290	Sr.*	Irmo, S.C.	Dutch Fork/Coastal Carolina
77	James Thomas Jr.	OG	6-5	300	Fr.	Fairfield, Ohio	Fairfield
78	Adam Garloch	OG	6-3	290	Fr.	Salem, Ohio	Youngstown Cardinal Mooney
79	Darius Gaddy	OT	6-9	355	So.	Atlanta, Ga.	Meadowcreek/SW Ohio Prep
81	Bryce Boyer	TE	6-3	240	So.	Whitehouse, Ohio	Anthony Wayne
83	Andre Robinson	WR	5-11	195	R-Fr.	Columbus, Ohio	Olentangy Orange
84	Dom Grguric	WR	6-0	185	So.	Cuyahoga Fall, Ohio	Walsh Jesuit/Valparaiso
85	Travis Kenner	PK	5-10	160	Fr.	Toledo, Ohio	St. Francis de Sales
86	Ian Drummond	TE	6-4	245	Sr.	Lewis Center, Ohio	Olentangy/Elon
87	Jared Merk	WR	6-2	190	Fr.	Cincinnati, Ohio	Archbishop Moeller
88	Jacob Harris	TE	6-4	220	Fr.	Westerville, Ohio	Westerville Central
89	Andrew Bench***	TE	6-3	255	Sr.	Elmore, Ohio	Genoa
90	Davonte Miles	DL	6-5	275	R-Fr.	River Rouge, Mich.	River Rouge
98	Alan Anaya	K	5-6	180	So.	Queretaro, Mexico	ITESM Queretaro
99	Ali Saad**	DL	6-3	270	Jr.	Dearborn, Mich.	Dearborn/Minnesota
99	Sami Sir*	P	6-2	215	So.	Oak Park, Australia	Essendon Keilor College

No.	Name	Pos.
75	Nate Pabst.....	OT
57	Alex Padgett*	OT
28	Jaison Patterson**	RB
33	Jordan Porter***	DL
26	Tracy Revels.....	S
35	Billie Roberts***	DL
83	Andre Robinson.....	WR
13	Charles Rosser**	OLB
99	Ali Saad**	DL
43	Jack Sauder*	K
8	Trent Simms***	S
3	Joseph Sipp Jr.*	ILB
99	Sami Sir*	P
4	Terion Stewart**	RB
76	Kameron Stewart*	OT
52	Kitione Tau*	DL
15	Coleman Teasdale	QB
19	Alijah Williams	OLB
77	James Thomas Jr.	OG
6	Jaylon Tillman	WR
16	Hayden Timosciek	QB
56	Ian van der Merwe ...	DL
37	Victor Vazquez	S
40	Ethan Warner	PK
64	Bronson Warner*	OG
57	DayIn White	DL
19	Alijah Williams	OLB
25	Canaan Williams	OLB
42	Chris Williams*	ILB
34	Adrian Wilson**	DL
42	Aiden Wilson	LS
30	PaSean Wimberly** ..	RB
50	Alex Wollschlaeger**	OT
72	Cade Zimmerly* ...	C/OG

Key:
Yr* = utilizing COVID year, *** beside name indicates letters won

Coaching Staff:

Scot Loeffler (head coach), Steve Morrison (co-defensive coordinator/inside linebackers), Sammy Lawanson (co-defensive coordinator/outside linebackers), Greg Nosal (co-offensive coordinator/run game coordinator/offensive line), Max Warner (co-offensive coordinator/quarterbacks), Alex Bayer (special teams coordinator/tight ends), Erik Campbell (passing game coordinator/wide receivers), Julian Campenni (assistant head coach/defensive run coordinator/defensive line), Derrick Jackson (defensive pass game coordinator/secondary), Beyah Rasool (cornerbacks/special teams assistant), Brian White (running backs), Kevin Tolbert (football strength and conditioning coach), Ian Samuelson (assistant director of sports performance), Grant Strock (graduate assistant/offense), Brady Thomas (graduate assistant/defense), Johnny Caughman (defensive quality control), Jack McCarthy (offensive quality control).

PRONUNCIATION GUIDE

COACH PRONUNCIATION GUIDE

Scot Loeffler	LEFF-luhr
Julian Campenni	cam-PENNY
Sammy Lawanson	La-WON-son
Greg Nosal	NO-sal
Beyah Rasool	BAY-ah RAH-SOOL

PLAYER PRONUNCIATION GUIDE

David Afogho	AH-foe-GO
Chris Akporoghene	aw-PO-ROW-go-nay
Alan Anaya	A-NYE-AH
Lucian Anderson	Loo-shuh n
Connor Bazelak	bays-lack
Armon Bethea	ARE-mon buth-THAY
Jhaylin Embry	JAY-iinn
Shamon Duncan-Niusulu	SHA-mon Duncan-New-SUE-Lou
Tunde Fatukasi	tune-day, faa-too-KAH-see
Davon Ferguson	Day-Von
Levi Gazarek	guh-ZAIR-eck
Dominic Grguric	GAH-gur-ICK

Marquette Harris	Mar-qu-wet
Odieu Hiliare	Oh-Do Hill-Air
Abdul-Fatai Ibrahim	Abdul-Fah-thai EEB-RUH-HEEM
Ta'ron Keith	Tah-Ron
Dierre Kelly	Dee-Air
Jackson Kleather	Klee-thur
Darius Lorfils	Lore-Fills
Avi McGary	AY-vee
Cynceir McNeal	sincere
Diego Neri	Near-ee
Jordan Oladokun	Oh-LAH-Doe-KUN
Jaison Patterson	Jye-Son
Tracy Revels	Rev-els
Ali Saad	ollie sod
Terion Stewart	TERRY - on
Kitione Tau	Key-tee-own-ee, Tau
Hayden Timosciek	Tim-oh-Shack
PaSean Wimberly	PAY-shawn

OFFENSE (Multiple)

Pos	No	Name	Ht	Wt	Yr
WR (X)	2	Abdul-Fatai Ibrahim	6-1	200	Sr.
	18	Austin Osborne	6-2	205	Sr.
LT	76	Kameren Stewart	6-6	290	Sr.
	75	Nate Pabst	6-5	290	So.
LG	53	Tunde Fatukasi	6-5	320	Jr.
	or 51	Cedric Dunbar II	6-5	335	Sr.
	72	Cade Zimmerly	6-1	290	So.
C	57	Alex Padgett	6-6	330	So.
	65	Jake Burns	6-2	305	Jr.
RG	75	Nate Pabst	6-5	290	So.
	64	Bronson Warner	6-3	320	Jr.
RT	50	Alex Wollschlaeger	6-7	295	Jr.
	56	Armon Bethea	6-5	280	So.
TE (A)	44	Harold Fannin Jr.	6-4	230	So.
	27	Nic Kilbride	6-3	235	Jr.
QB	7	Connor Bazelak	6-3	225	Sr.
	or 12	Camden Orth	6-3	225	Sr.
TB	4	Terion Stewart	5-9	225	So.
	28	Jaison Patterson	6-0	215	Jr.
	or 0	Ta'ron Keith	5-10	190	Jr.
TE (Y)	89	Andrew Bench	6-5	255	Sr.
	or 10	Levi Gazarek	6-5	250	Jr.
WR (Z)	1	Odieu Hiliare	6-0	185	Sr.
	6	Jaylon Tillman	6-0	215	Jr.

DEFENSE (Multiple)

Pos	No	Name	Ht	Wt	Yr
DT	60	Dontrez Brown	6-3	295	Jr.
	38	Dierre Kelly	6-2	270	Jr.
	or 90	Davonte Miles	6-5	275	R-Fr.
NG	54	Anthony Hawkins	6-2	285	Sr.
	35	Billie Roberts	6-5	295	Jr.
	or 52	Kitione Tau	6-0	295	Sr.
	or 55	Evan Branch-Haynes	6-2	290	So.
DE	99	Ali Saad	6-3	270	Jr.
	or 33	Jordan Porter	6-4	260	Sr.
RLB	0	Cashius Howell	6-4	235	So.
	34	Adrian Wilson	6-5	245	Jr.
	or 17	Bam Booker	6-3	260	R-Fr.
WLB	3	Joseph Sipp Jr.	6-0	220	So.
	23	Darren Anders	6-0	230	Jr.
	or 2	Brock Horne	6-1	235	Jr.
MLB	23	Darren Anders	6-0	235	Sr.
	2	Brock Horne	6-1	235	Sr.
	or 14	Davian Mayo	6-0	225	Jr.
SLB	13	Charles Rosser	6-3	230	Jr.
	15	Avi McGary	6-2	195	Sr.
BC	22	Jalen Huskey	6-1	185	So.
	or 4	Deshawn Jones Jr.	5-11	185	Jr.
BS	32	Patrick Day	5-11	195	Sr.
	or 8	Trent Simms	6-0	215	Jr.
FS	9	Darius Lorfils	6-2	190	So.
	5	Shamoun Duncan-Niusulu	6-1	200	Jr.
FC	1	Jordan Oladokun	6-0	185	Jr.
	18	Jalen Burton	5-10	190	Jr.
NICKEL	7	Davon Ferguson	5-10	185	Sr.
	21	Jordan Jackson	5-10	200	Sr.

SPECIAL TEAMS

P	99	Sami Sir	6-2	215	So.
PK	98	Alan Anaya	5-6	180	So.
	43	Jack Sauder	5-10	175	Jr.
KO	43	Jack Sauder	5-10	175	Jr.
	98	Alan Anaya	5-6	180	So.
Hold	43	Jack Sauder	5-10	175	So.
	99	Sami Sir	6-2	210	Fr.
LS	47	George Carlson	6-1	225	So.
	46	James Miller	6-1	225	Sr.
PR	8	Jhaylin Embry	6-0	175	Jr.
	1	Odieu Hiliare	6-0	185	Sr.
KOR	8	Jhaylin Embry	6-0	175	Jr.
	0	Ta'ron Keith	5-10	190	Jr.