


GT



2020
INFORMATION GUIDE



TOGETHER
WE
SWARM



ACADEMIC

EXCELLENCE



40%

OF GEORGIA TECH GRADUATES
BECOME MILLIONAIRES

#5

RANKED PUBLIC INSTITUTION
IN THE NATION

90%

GRADUATION RATE OVER
PAST 12 YEARS



COACH GEOFF COLLINS /// @COACHCOLLINS

WINNER OF MAYHEM

“We are going to get the **best of the best** to come play for us. The **effort** piece is **never going to change** because that’s what our **culture is built on**. Effort in the classroom, effort on the field, effort off the field, **effort in every single thing you do because that is our culture.**”

Geoff Collins, an Atlanta area native and one of college football’s most successful and innovative coaches, is in his second season as Georgia Tech football’s head coach. He was named the 20th football head coach in Georgia Tech history on Dec. 7, 2018.

Born in Decatur, Ga. and raised in Conyers, Ga., Collins took the reins at Georgia Tech after serving as the head coach at Temple University in 2017 and 2018.

Despite the challenges associated with overhauling Georgia Tech’s football culture, including the monumental switch from its previous option-based offense to a pro-style, spread attack, highlights from Collins’ first year on The Flats included:

- » a thrilling 28-21 overtime win at Miami (Fla.), the Yellow Jackets’ first-ever win over the Hurricanes at Miami’s Hard Rock Stadium;
- » four players named all-Atlantic Coast Conference — all of which were underclassmen and return to The Flats in 2020;
- » Tyler Davis, who Collins recruited to Georgia Tech as a graduate transfer, being selected by the Jacksonville Jaguars in the sixth round of the 2020 National Football League draft, becoming the highest-selected tight end in program history and the first Yellow Jacket TE taken in the NFL Draft in 28 years;
- » a team grade point average of 3.0 at the conclusion of the 2020 spring semester — the highest team GPA in program history.



CREATOR OF CHAOS



GEOFF COLLINS' BOWL HISTORY (13)

Bowl	Date	Result
Gator	Jan. 1, 2000	Miami 28, Georgia Tech 13
Peach	Dec. 29, 2000	LSU 28, Georgia Tech 14
Seattle	Dec. 27, 2001	Georgia Tech 24, Stanford 14
Gator	Jan. 1, 2007	West Virginia 38, Georgia Tech 35
Independence	Dec. 30, 2007	Alabama 30, Colorado 24
St. Petersburg	Dec. 19, 2009	Rutgers 45, UCF 24
Little Caesars Pizza	Dec. 26, 2010	FIU 34, Toledo 32
Music City	Dec. 30, 2011	Mississippi State 23, Wake Forest 17
Gator	Jan. 1, 2013	Northwestern 34, Mississippi State 20
Liberty	Dec. 31, 2013	Mississippi State 44, Rice 7
Orange	Dec. 31, 2014	Georgia Tech 49, Mississippi State 34
Citrus	Jan. 1, 2016	Michigan 41, Florida 7
Outback	Jan. 2, 2017	Florida 30, Iowa 3




Prior to becoming head coach at Temple, Collins was one of the nation's most respected defensive coordinators, serving in the role at Florida (2015-16), Mississippi State (2013-14, co-DC: 2011-12), FIU (2010) and his alma mater, Western Carolina (2002-05).

Highlights of his career as a coordinator included ranking among the nation's top 10 in total defense in each of his two seasons at Florida (No. 8 in 2015 and No. 5 in 2016), ranking among the top 25 nationally in total defense (18th – 2013) and scoring defense (23rd – 2014) during his two seasons calling plays at Mississippi State and leading the Sun Belt Conference in total defense, scoring defense and turnover margin in his lone campaign at FIU (2010).

He is the only coach to ever be nominated for the Broyles Award, given to college football's top assistant coach, at three different schools (FIU – 2010, Mississippi State – 2014 and Florida – 2015).

Collins' 27-year career also includes a pair of prior stints at Georgia Tech. He first came to The Flats as a graduate assistant (1999-2000), then tight ends coach (2001) under head coach George O'Leary from 1999-2001, followed by a year as director of player personnel under head coach Chan Gailey in 2006.

During his initial three seasons at Georgia Tech under O'Leary, the Yellow Jackets were 25-12 with three-consecutive bowl appearances. As the Jackets' director of player personnel in 2006, Collins led the efforts to land a recruiting class that included Derrick Morgan (all-American, first-round NFL Draft pick), Morgan Burnett (all-American, third-round NFL Draft pick), Joshua Nesbitt (quarterbacked GT to two ACC Championship Games) and Jonathan Dwyer (the sixth-leading rusher in GT history).



Collins' coaching career also includes stops at Western Carolina (student assistant – 1993-94), Franklin (N.C.) H.S. (assistant coach – 1995), Fordham (linebackers coach – 1996), Albright (defensive coordinator – 1997-98), Alabama (director of player personnel – 2007) and UCF (linebackers coach/recruiting coordinator – 2008-09).



@COACHCOLLINS
LEGACY
42 NFL PLAYERS

Anthony Gairor, Buccaneers; **Fletcher Cox**, Eagles; **Charles Mitchell**, Falcons; **Darius Slay**, Lions; **Johnathan Banks**, Bears; **Johnathan Cyprean**, Titans; **Josh Boyd**, Packers; **Tourek Williams**, Chargers; **Preston Smith**, Green Bay Packers; **Matt Wells**, Patriots; **Deontae Skinner**, Patriots; **Taveze Calhoun**, Bears; **Vernon Hargreaves**, Buccaneers; **Keanu Neal**, Falcons; **Chris Jones**, Chiefs; **Antonio Morrison**, Colts; **Alex McCalister**, Eagles; **Brian Poole**, Falcons; **Jarrad Favis**, Lions; **Alex Anzalone**, Saints; **Caleb Brantley**, Browns; **Joey Ivie**, Cowboys; **Bryan Cox**, Panthers; **Taven Bryan**, Jaguars; **Duke Dawson**, Patriots; **Marcell Harris**, 49ers; **Joacob Martin**, Seahawks; **Jullian Taylor**, 49ers; **Cole Boozer**, Buccaneers; **Sharif Finch**, Titans; **Sean Chandler**, Giants; **Keith Kirkwood**, Saints; **Rock Ya-Sin**, Colts; **Ryqueull Armstead**, Jaguars; **Michael Dogbe**, Cardinals; **Jaelin Robinson**, Falcons; **Chris Myarick**, Dolphins; **Rob Ritrovato**, Giants; **Shuan Bradley**, Eagles; **Chapelle Russell**, Buccaneers; **Tyler Davis**, Jaguars; **Nathan Cottrell**, Jaguars



In all, Collins has recruited and/or coached more than three dozen players that have gone on to play in the National Football League. Among Collins' pupils in the NFL are Philadelphia Eagles All-Pro defensive tackle Fletcher Cox (a consensus All-American at Mississippi State and No. 12 overall pick in the 2012 NFL Draft), Tampa Bay Buccaneers cornerback Vernon Hargreaves (a consensus All-American at Florida and No. 11 overall pick in the 2016 NFL Draft), Atlanta Falcons safety Keanu Neal (the No. 17 overall pick in the 2016 NFL Draft) and Indianapolis Colts cornerback Rock Ya-Sin (who earned first-team all-American Athletic Conference honors at Temple after transferring from Presbyterian College and went on to be selected in the second round of the 2019 NFL Draft).



In addition to being renowned as a coach, strategist and evaluator, Collins is also widely recognized as the nation's top head coach when it comes to branding his football program, particularly when it comes to utilizing social media in branding and recruiting efforts. His expertise in marketing and branding has led to him being a guest lecturer for Georgia Tech's Scheller College of Business executive MBA program and a featured speaker at the 2019 Hashtag Sports conference in New York City. Under Collins, Tech became only the second college football program in the nation to partner with renowned creative agency JIS and the first program in the nation to enter into a partnership with best-selling author and branding consultant Jeremy Darlow.



Collins' innovations in utilizing social media to aid in recruiting efforts have not only helped Georgia Tech land the two highest-rated recruiting classes in school history, but also helped Alabama sign the No. 1 class in the nation in 2007-08. Alabama's 2008 signing class included running back Mark Ingram, who went on to become the first Heisman Trophy winner in Crimson Tide history in 2009.

Collins, 48, is married to the former Jennifer Haynes. They have a daughter, Astrid (4).





GREATNESS

TECH

STAY
COURAGE

More Va Man
COURAGE



5 STAR

DEVELOPMENTAL PROGRAM

Coach Collins isn't new to the city of Atlanta. Having grown up nearby, Coach Collins is eager to go above and beyond to bring a winning culture back home. There is great focus on player development - as recruiting continues to elevate at Georgia Tech under Coach Collins and his staff, development is paramount.



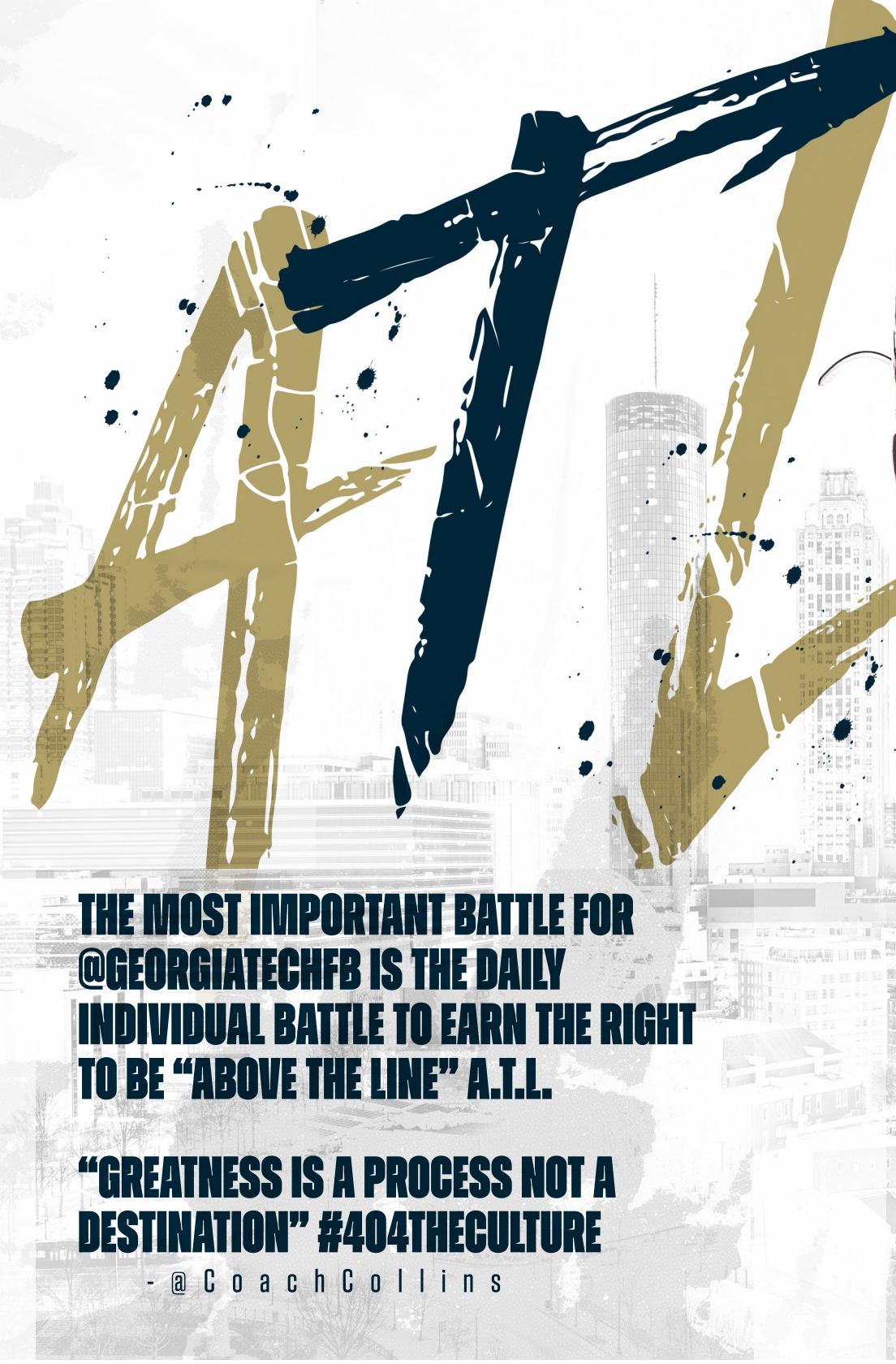
“We’ve got to create FIVE-STARS...by the time they leave here, they’re PRO READY & they can COMPETE at the HIGHEST LEVEL.”



- COACH GEOFF COLLINS

Coach Collins and his staff are locked in on their ultimate goal: helping each player reach their maximum potential. The rigorous academic structure of Georgia Tech allows players to excel on the field but also in the classroom. Coach Collins elaborates on the beauty of this unique opportunity, “It will be a valuable, meaningful degree; they will make a difference in this world by being a Georgia Tech student-athlete...so they can live out their dreams and develop in every single phase of their life.”

Calvin Johnson is the perfect example of a Georgia Tech student-athlete who took full advantage of the opportunities in front of him. Johnson was three-time first-team all-ACC, ACC Player of the Year in 2006 and a two-time first-team All-American. He then continued his journey to the NFL as the second overall pick in the 2007 draft. Calvin Johnson's stellar career included six Pro Bowl appearances and being a three-time first-team All-Pro. In 2012, he broke Jerry Rice's NFL single-season record for receiving yards with 1,964 of his own. Today, he runs his own foundation called the Calvin Johnson Jr. Foundation Catching Dreams Football Camp.



**THE MOST IMPORTANT BATTLE FOR
@GEORGIATECHFB IS THE DAILY
INDIVIDUAL BATTLE TO EARN THE RIGHT
TO BE “ABOVE THE LINE” A.T.L.**

**“GREATNESS IS A PROCESS NOT A
DESTINATION” #404THECULTURE**

- @CoachCollins



Since he was first asked about depth charts and two-deeps, Geoff Collins has insisted that he doesn't believe in them. He coaches his players to be "Above the Line" (ATL). Those who are ATL are ready to play and can see game action, while others work to get to that level. In place of a traditional two-deep that often omits some players who see action and lists others who seldom enter the game, Georgia Tech will list players who are ATL (in numerical order by position).

BOBBY DODD

GT



HOME OF THE GEORGIA T

One of the most historic venues in all of college football and the city of Atlanta, Bobby Dodd Stadium is the home of Georgia Tech football and one of the best settings for a stadium in all of sports. Originally built in 1913 by members of Georgia Tech's student body, Bobby Dodd Stadium is the oldest on-campus stadium in NCAA Division I FBS, and the Yellow Jackets keep the traditions of the stadium and Georgia Tech football alive on every gameday – most notably when the Jackets take the field behind the “Ramblin’ Reck,” a 1930 Model A Ford Sports Coupe, with the greatest fight song in all of college football,

D STADIUM



TECH YELLOW JACKETS

“The Ramblin’ Wreck from Georgia Tech,” playing simultaneously. Nestled in the heart of Atlanta among the skyscrapers of Midtown and Downtown, Bobby Dodd Stadium is in close proximity to all of the restaurants, shopping and attractions that the city has to offer, including Centennial Olympic Park, the World of Coca-Cola, the Georgia Aquarium and the National Center for Civil and Human Rights. Atlanta’s magnificent skyline is clearly visible from inside the stadium, making it one of college football’s best and prettiest backdrops.



GEORGIA TECH

- LOCKER ROOM -

Georgia Tech unveiled a brand-new, state-of-the-art \$4.5 million football locker room in July 2018.

Features of the new locker room include:

- modernized visual displays throughout the space, including a "gear wall" featuring Georgia Tech's adidas apparel and equipment;
- enhanced audio-visual systems to keep student-athletes informed and entertained;
- 116 individual lockers that feature mechanical systems for ventilation and drying, as well as charging stations for student-athletes' mobile phones, tablets and laptop computers;
- a hydration station that puts a wide variety of sports drinks at student-athletes' fingertips, including Powerade and Core Power (the official protein drink of Georgia Tech athletes);
- a hydrotherapy area, including hot and cold tubs to assist in student-athletes' everyday recovery and rehabilitation;
- an upgraded steam room.

GT





EDGE CENTER

FOR STUDENT-ATHLETE LEADERSHIP


A brand-new Edge Center, the headquarters for Georgia Tech athletics and its student-athletes, is coming soon.

A \$70 million overhaul of the Edge Center is the crown jewel of Athletics Initiative 2020, Georgia Tech's current \$125 million fundraising campaign.

The new Edge Center will sit on the same site as the current Edge-Rice Center, on the northeast corner of Bobby Dodd Stadium, but will include enhancements that will make the space more attractive, energetic, flexible and functional, with the goal of better serving student-athletes, athletics staff and fans year-round.

The facility will serve as a focal point for creating and celebrating Georgia Tech's dynamic student-athlete culture and as the home base for key student-athlete services such as sports medicine, dining and nutrition, academics and the Total Person Program. The new Edge Center will be almost 25,000 square feet larger than the current building, which will allow for new program areas to support Georgia Tech student-athletes in areas such as entrepreneurship and research.

Additionally, the new Edge Center will also be a showcase for Georgia Tech's athletics brand. It will anchor recruiting efforts by showcasing the Institute's commitment to student-athlete success, offering interactive opportunities for Georgia Tech students, visitors and fans and creating an atmosphere of excitement through a combination of aesthetics, energy and engagement. With a view of the inside of Bobby Dodd Stadium, it will also offer another seating option for fans looking to cheer on the Yellow Jackets on gamedays.



MERCEDES

GEORGIA TECH WILL PLAY SIX (6) GAMES IN MERCEDES-BENZ STADIUM
GAIN MAXIMUM EXPOSURE ON F

Mercedes-Benz Stadium has changed the way Atlanta fans engage in sports. The incredible arena is not one to take for granted. The architecture of the building allows for a unique experience. Mercedes-Benz is equipped with a retractable roof that opens or closes in just 10 minutes. Rain or shine the show will go on! Around the inside of the retractable roof is where the video board is located and wraps 360 degrees around the circular roof.



GT

ES-BENZ

CEDES-BENZ STADIUM OVER NEXT SIX (6) SEASONS.
N FOOTBALL'S BIGGEST STAGE.

Fans have access to the video board at any spot in the arena. The stadium offers many club seats, luxury suites, clubs and lunges to enhance fan experience. Additionally, the location of the actual stadium is directly across the street from the Atlanta Hawks' State Farm Arena.



ATL BRAVES

1966 marks the year the Braves finally found their home in the vibrant city of Atlanta. Some of the greatest players to have ever played the game of baseball did so wearing Braves jerseys. The amenities available within Truist Park and The Battery allow for a wonderful family and kid-friendly outing to support the hometown Major League Baseball team. The Atlanta Braves are currently coming off an impressive 2019 season and will look to ride its continued momentum to bring home a fourth World Series Championship in 2020.



CITY OF ATLANTA

ATL UNITED

The Major League Soccer organization welcomed the Atlanta United F.C. in 2017. Although the franchise is young and new, the Atlanta United F.C. came roaring in as if they had been a part of the professional men's soccer league since the beginning. The United are the only MLS franchise to call Atlanta their home. Their home games are played in the world-class Mercedes-Benz Stadium in Downtown Atlanta. Atlanta United F.C. not only stands together as a team but continues to unite the entire city of Atlanta.





ATL HAWKS


When the Hawks are not on the court they are using their time to better and strengthen the Atlanta community; the Atlanta Hawks Foundation's mission is to "increase access for metro Atlanta's youth to play, grow, and learn life and leadership skills through basketball." The Atlanta Hawks are not only a sports team, but a philanthropic organization that continues to play a major part in Atlanta's growth both economically and socially.

ATLANTA



ATL FALCONS

Mercedes-Benz Stadium spectacular structure is known as "...the best venue in the NFL," and has given the people of Atlanta a world-renowned venue that brings a new kind of excitement to the city and football. Mercedes-Benz is an attraction in and of itself that brings more fans and more energy to every game. With the great love and support of the loyal Atlanta fans, the Falcons are on the hunt for the franchise's first ever Super Bowl win in 2020.



GEORGIA TECH FOOTBALL

WAFFLE HOUSE

WEDNESDAY

As an Atlanta native, Coach Collins grew up on, experienced, and knows all about the hype that Waffle House brings to the south but more importantly to the city. Coach Collins is, essentially, finding an easy and delicious way to connect the city of Atlanta to his Georgia Tech Football program. The Atlanta community is extremely important to the culture Coach Collins is building.

Working with his Brand Management team, Coach Collins is using the media to draw in recruits. Every Wednesday, a new segment of “Waffle House Wednesday” is released from the Georgia Tech Football Twitter account. The Brand Management team follows a different coach on Collins’ staff along with ACC Network Football Analyst and former Yellow Jacket, Roddy Jones, through a meal at Waffle House. Roddy and the coach for the week discuss the upcoming season and how the staff plans for success. Waffle House, not only the staple of the south, is becoming a staple of Georgia Tech Football, too.








G E O R G I A T E C H

WINTER W

WINTER is COMING /// 5-STAR DEVELOPMENT /// ProTECH





C H F O O T B A L L

WORKOUTS

TECHtheINSTITUTE /// ProTECHandSERVE /// BON VOYAGE



JACKETS WITHOUT BORDERS



Georgia Tech's Jackets Without Borders program is an international service program that provides student-athletes with opportunities to participate and engage in impactful and meaningful projects across the globe. Student-athletes that participate in Jackets Without Borders have gained perspective, a greater sense of cultural appreciation and a personal responsibility to continue to take action where assistance is needed.

In 2018-19, Jackets Without Borders received the prestigious ACC Game Changers Award for community service. In presenting Georgia Tech with the award, ACC commissioner John Swofford said "The dedication and commitment by [Georgia Tech] student-athletes, coaches and administrators is inspiring."

In May 2019, Jackets Without Borders took a group of 20 Georgia Tech student-athletes and staff members to Puerto Rico to assist with continued rehabilitation efforts.



Seven of the 20 volunteers were football student-athletes – Djimon Brooks, Charlie Clark, Carson Fletcher, Hamp Gibbs, Keegan Hemingway, Jahaziel Lee and Wesley Wells – who represented Georgia Tech football and the Institute as a whole during their incredible work as part of the rebuilding efforts in Puerto Rico.





2020 GEORGIA TECH FOOTBALL INFORMATION GUIDE

Georgia Tech Communications and Public Relations

INTRODUCTION

Academic Excellence	1
Minister of Mayhem	2-7
5-Star Development	8-9
Above the Line	10-11
Bobby Dodd Stadium	12-13
Locker Room Renovation	14
The Edge Center	15
Mercedes-Benz Stadium Series	16-17
The City of Atlanta	18-19
Waffle House Wednesday	20-21
Winter Workouts	22-23
Jackets Without Borders	24
Table of Contents/Media Information	25-27
2019 Preseason Roster/ Pronunciation Guide	28-29
Roster Breakdown/Coaches & Staff	30

MEET THE YELLOW JACKETS

2020 Student-Athlete Profiles	32-68
-------------------------------------	-------

COACHES AND STAFF

Head Coach Geoff Collins	70-71
Assistant Coaches	72-82
Support Staff	83-90
Institute Leadership	92
Athletics Leadership	93-94

2019 SEASON IN REVIEW

2019 Statistics	96-110
The Last Time	111-114
Awards and Honors	114
Game Recaps	115-120

RECORDS

Individual Records	122-124
Individual • Career/Season Leaders	125-138
Individual • Single-Game Leaders	139-147
Individual • Milestone Performances	148-156
Team Records	157-161
Team • Top Seasons	162
Team • Top Games	163-172
Opponent Records • Team	173-179
Opponent Records • Individual	180-183
GT/Opp. Combined Game Records	184-185
Year-by-Year Team Statistics	186-188
Annual Statistical Rankings	189-190

HISTORY

Georgia Tech Football Timeline	192-195
Memorable Games	195-196
Head Coaches	197-198
Assistant Coaches	199-201
Year-by-Year Records	202-207
Year-by-Year Results	208-227
Series Records	228-229
Series History	230-241
Georgia Tech vs. NCAA Division I FBS Conferences	242
GT in National Polls/vs. Nationally Ranked Opponents	243-246
Georgia Tech on Special Dates	246-247
Georgia Tech on TV	248-252
Bowl History	253-255
All-Americans	256-258
Honors and Awards	259-261
Halls of Fame	262-267
Yellow Jackets in the NFL	268-274
All-Time Lettewinners	275-287
Starting Lineups	288-293
Bobby Dodd Stadium at Historic Grant Field	294-296



GEORGIA TECH ATHLETIC ASSOCIATION

150 Bobby Dodd Way NW
Atlanta, GA 30332
404-894-5400
www.RamblinWreck.com
Twitter: @GTAthletics
Facebook: GTAthletics
Instagram: @GTAthletics
YouTube: RamblinWreckTube

CREDITS

Editors: Mike Flynn, Andrew Clausen

Graphic Design: Tyler Wheeler, Santino Stancato

Editorial Assistance: Mike Stamus, Liz Ryan, Eric Burgher, Alex Keator, Simit Shah, Brad Malone, Nick Rodriguez, Brittany Gunter, Anand Sarathy, Adam Prather, Erin Flynn, Atlantic Coast Conference, ACC Network/ESPN, University of Pittsburgh Media Services (E.J. Borghetti), University of Minnesota Athletic Communications (Paul Rovnak), Georgia Tech Football Coaches and Staff

Photography: Danny Karnik, Santino Stancato, Ryan Wise, Brittany McCormick, Austin Foote, Delvin Jones, Kyle Hess, Karl Moore, Clyde Click, Stephen Jensen, and numerous other photographers who have contributed to Georgia Tech athletics archives over the years.

© 2020, Georgia Tech Athletic Association



Georgia Tech is an equal opportunity employer and will not discriminate against any employee or applicant on the basis of age, color, disability, gender, national origin, race, religion, sexual orientation, veteran status, or any classification protected by federal, state, or local law. Consistent with its obligations under federal law, each company that is a federal contractor or subcontractor is committed to taking affirmative action to employ and advance in employment qualified women, minorities, disabled individuals and veterans.

COMMUNICATIONS AND PUBLIC RELATIONS



MIKE FLYNN

Assistant A.D.
Communications and Public Relations

PRIMARY FOOTBALL CONTACT

O: (404) 894-5445
M: (828) 964-6406
E: mflynn@athletics.gatech.edu



ANDREW CLAUSEN

Assistant Director
Communications and Public Relations

SECONDARY FOOTBALL CONTACT

O: (404) 894-5445
M: (678) 764-0867
E: aclausen@athletics.gatech.edu



MIKE STAMUS

Associate Director
Communications and Public Relations

FOOTBALL CREDENTIALS

O: (404) 894-5445
E: mstamus@athletics.gatech.edu



LIZ RYAN

Assistant Director
Communications and Public Relations



ERIC BURGHER

Assistant
Communications and Public Relations



McKinley Ward-LaSalle

Postgraduate Intern
Communications and Public Relations

MEDIA INFORMATION

CREDENTIAL REQUESTS

Due to the ongoing Covid-19 pandemic, media credentials to cover Georgia Tech home and road games will be extremely limited.

For home games, no season-long media credentials will be issued. Media outlets must request credentials on a game-by-game basis via Georgia Tech athletics' online credentialing platform through SportsSystems (Georgia Tech associate director of communications/PR **Mike Stamus** will provide link by email next week). Credential requests will be accepted the week of each Georgia Tech home game, beginning on Monday at 8 a.m. and closing on Wednesday at noon (12 p.m.).

With a very limited number of seats available in the Bobby Dodd Stadium press box due to social distancing protocols, requests will likely be greater than the number of seats available. Priority will be given to outlets based on regular coverage of Georgia Tech football, history of coverage and the reach of the outlet.

Per Atlantic Coast Conference guidelines, credentials will not be granted for on-field photographers or videographers. A pool photographer and pool videographer will provide photos and low-shot video footage for all media outlets. Pool photography and video footage will be available via the ACC Media Portal. To register

for the ACC Media Portal, please contact **Scott McBurney** (smcburney@theacc.org).

Television stations may request credentials to shoot video from the Bobby Dodd Stadium press box photo deck. If space on the photo deck is available, credentials will be granted, with priority given as outlined above.

Due to the limited number of seats available, media members who are granted credentials but cannot attend for any reason are asked to notify **Mike Stamus** (mstamus@athletics.gatech.edu) as soon as possible, so that seat may be filled by another media member. Media outlets that are granted credentials but do not attend without prior notification are subject to having all future requests denied.

For road games, outlets that regularly cover Georgia Tech and wish to request credentials for road games must make that request directly to Georgia Tech assistant A.D. **Mike Flynn** (mflynn@athletics.gatech.edu). Seats available for media outlets that cover visiting teams will be extremely limited for all games this season. Georgia Tech will work with the host institution to prioritize requests from outlets that cover Georgia Tech should requests be greater than the number of seats available for visiting media.



COVERING GEORGIA TECH HOME GAMES PARKING

Media members that are granted credentials will be emailed a parking pass (location TBD). If the location is not adjacent to Bobby Dodd Stadium, a shuttle service will be available.

HEALTH SCREENING

Media members that are granted credentials will be required to take a self-assessment disclosing any symptoms or exposure to Covid-19. Assessments will be emailed to credentialed media members the morning of the game via SportsSystems. Media will not be permitted to pick up credentials if the assessment has not been taken and passed.

CREDENTIAL PICKUP

Media credentials must be picked up on gameday at Gate 6 of Bobby Dodd Stadium, where media members' bags will be screened and a temperature check will be conducted.

In order to limit the amount of time that media members are in the press box, media will call will open two (2) hours prior to kickoff.

FACE COVERINGS

All media members attending Georgia Tech football games at Bobby Dodd Stadium are required to wear an approved personal face covering at all times while within the stadium perimeter (stadium perimeter includes security queues at all stadium entrances, as well as queues at ticket and will call windows). Media members are strongly encouraged to wear face coverings at all times on Georgia Tech campus, beginning with when they leave their vehicles.

Approved face coverings must 1) be made with at least two layers of breathable material, 2) fully cover the nose and mouth and secure under the chin, 3) fit snugly but comfortably against the side of the face and 4) be secured to allow the guest to not have to keep the covering in place with his/her hands. Based on guidance from health officials, open-chin triangle bandanas and/or face coverings containing valves, mesh material and/or holes of any kind are not acceptable face coverings. Additionally, costume masks are also not considered appropriate face coverings and are prohibited from being worn inside Bobby Dodd Stadium.

Exception: when an individual is sitting in his/her assigned seat within the press box, face coverings may be removed while eating and drinking. Face coverings must be reapplied when the individual is not eating or drinking.

Media members that have a documented health condition that does not allow him/her to wear a mask must contact Georgia Tech athletics at gameday@athletics.gatech.edu at least two weeks prior the game(s) he/she plans to

attend to request a stadium clearance process exemption. Clearance process requests filed less than two weeks prior to the game (including any requests made in-person on gameday) will not be considered. Any false claims of a health condition in efforts to obtain an exemption may result in suspension of access to Georgia Tech athletics facilities and events.

PRESS BOX OPERATIONS

- Press box seats for media members will be socially distanced, with at least six (6) feet of space between all available seats. Seats will be assigned by Georgia Tech athletics.
- While in the press box, media members must remain in their assigned seats at all times except for when picking up a meal or drink or using the restroom.
- Printed materials (including game notes, programs and stats) will not be distributed. These materials will be available online.
- A boxed meal will be provided to credentialed media on a first-come, first-served basis in the press box (one (1) meal per media member). Boxed meals will be available when the press box opens two hours prior to kickoff.
- Bottled drinks will remain available throughout the game.
- The press box will not have an internal public address announcer this season.

Any person entering the premises waives all civil liability against this premises owner and operator for any injuries caused by the inherent risk associated with contracting Covid-19 at public gatherings, except for gross negligence, willful and wanton misconduct, reckless infliction of harm, or intentional infliction of harm, by the individual or entity of the premises.

POSTGAME

Per ACC guidelines, all postgame media availability will be conducted virtually. For Georgia Tech, head coach Geoff Collins and selected student-athletes will be made available via Zoom, following a cooling-off period of at least 10 minutes. For home and road games, the postgame Zoom link will be sent to all media that regularly cover Georgia Tech football, not just those that are in attendance at the stadium.

The Bobby Dodd Stadium press box will close one (1) hour after the conclusion of Georgia Tech's postgame press conference.

WEEKLY SCHEDULE

Below is the typical media availability schedule for a Georgia Tech football game week (Saturday game). Schedule will be adjusted for weekday games. Availability is subject to change.

SUNDAYS

No availability

MONDAYS

No availability

TUESDAYS

- Geoff Collins weekly press conference
— Zoom Teleconference (post a.m. practice)
- Offensive coordinator Dave Patenaude and defensive coordinator Andrew Thacker post-practice
— Zoom Teleconference (immediately following)*

WEDNESDAYS

- Select Georgia Tech student-athletes available post-practice (a.m. practice)
— Zoom Teleconference (time TBA)

THURSDAYS

- No availability

FRIDAYS

- No availability
(except game broadcast crews)

SATURDAYS

- Head coach Geoff Collins and selected student-athletes available postgame
— Zoom Teleconference (time TBA)



ALPHABETICAL		
NO.	NAME	POS.
18	Derrick Allen	DB
45	Tony Amerson	RB
4	Jaylin Askew	DB
86	Nathan Bell	DL
15	Chico Bennett, Jr.	DE
26	Josh Blancato	WR
89	Avery Boyd	WR
40	Michael Brimer	DB
30	Olin Broadway	LB
0	Djimon Brooks	DL
20	Miles Brooks	CB
2	Ahmarean Brown	WR
1	Jalen Camp	WR
50	Jamal Camp	DL
10	Josh Carlson	DB
2	Tariq Carpenter	DB
15	Malachi Carter	WR
96	Albany Casey	DL
72	Charlie Clark	OL
11	Antonneux Clayton	DL
34	Jack Coco	LS/TE
55	Kenny Cooper	OL
6	David Curry	LB
78	Jack DeFoor	OL
83	Dylan Deveney	TE
52	Justice Dingle	DL
42	Jordan Domineck	DL
32	Devin Ellison	RB
38	Cornelius Evans	DL
11	Marquez Ezzard	WR
85	Hinson Fowler	DL
34	Khatavian Franks	LB
46	Henry Freer	LS
63	Scotty Fulgham	OL
47	Cliff Gandis	PK/P
21	Jahmyr Gibbs	RB
16	Tucker Gleason	QB
*7	Bryce Gowdy	WR
4	James Graham	QB
76	Wing Green	OL
22	Jamious Griffin	RB
81	Trevor Haire	PK/P
18	Pe'Je' Harris	WR
27	Pressley Harvin III	P
31	Keegan Hemingway	RB
5	Jerry Howard Jr.	LB
29	Jalen Huff	DB
23	Jordan Huff	DB
35	Jared Ivey	DL
44	Quez Jackson	LB
91	Emmanuel Johnson	DL
24	Kenan Johnson	DB
70	Ryan Johnson	OL
29	Bruce Jordan-Swilling	RB
93	T.K. Chimedza	DL
87	Jude Kelley	PK
31	Kyle Kennard	DL
48	Austin Kent	PK/P
14	Jaylon King	DB
84	Ryan King	WR
17	Demetrius Knight	LB

NUMERICAL ROSTER						
NO.	NAME	POS.	HT.	WT.	CL.	HOMETOWN/HIGH SCHOOL (LAST COLLEGE)
0	Djimon Brooks	DL	6-1	305	r-Sr.	Sandersville, Ga./Washington County
1	Jalen Camp	WR	6-2	220	r-Sr.	Cumming, Ga./South Forsyth
1	Juanyeh Thomas	DB	6-3	220	Jr.	Niceville, Fla./Niceville
2	Ahmarean Brown	WR	5-10	170	So.	Tampa, Fla./Jefferson
2	Tariq Carpenter	DB	6-2	226	Sr.	Ludowici, Ga./Long County
3	Tre Swilling	DB	6-0	205	r-Jr.	New Orleans, La./Brother Martin
4	Jaylin Askew	DB	5-11	185	Sr.	Douglasville, Ga./McEachern
4	James Graham	QB	6-1	195	r-So.	Fitzgerald, Ga./Fitzgerald
5	Jerry Howard Jr.	LB	6-0	230	Sr.	Rock Hill, S.C./Northwestern
6	David Curry	LB	6-2	230	r-Fr.	Buford, Ga./Buford
*7	Bryce Gowdy	WR	6-3	210	Fr.	Deerfield Beach, Fla./Deerfield Beach
8	Tobias Oliver	DB	6-2	197	r-Jr.	Warner Robins, Ga./Northside
10	Josh Carlson	DB	5-10	180	Sr.	Johns Creek, Ga./Home School
10	Jeff Sims	QB	6-3	215	Fr.	Jacksonville, Fla./Sandalwood
11	Antonneux Clayton	DL	6-3	270	r-So.	Vienna, Ga./Dooly County (Florida)
11	Marquez Ezzard	WR	6-2	210	r-So.	Atlanta, Ga./Stockbridge (Miami (Fla.))
12	Adonias Sanders	WR	6-1	195	r-Jr.	North Charleston, S.C./Fort Dorchester
12	Devin Smith	DB	5-10	180	r-Jr.	Acworth, Ga./Harrison
13	Avery Showell	DB	6-1	208	r-Jr.	Atlanta, Ga./Cartersville
13	Jordan Yates	QB	6-0	200	r-Fr.	Alpharetta, Ga./Milton
14	Jaylon King	DB	6-1	195	r-So.	La Vergne, Tenn./Ensworth
14	Ryan Lantz	QB	6-1	190	r-So.	North Palm Beach, Fla./Suncoast Community
15	Chico Bennett, Jr.	DE	6-4	250	So.	Ashburn, Va./Battle Ground Academy (Tenn.)
15	Malachi Carter	WR	6-3	200	Jr.	Lawrenceville, Ga./Mountain View
16	Tucker Gleason	QB	6-3	225	Fr.	Tampa, Fla./Plant
16	Myles Sims	DB	6-3	188	r-So.	Atlanta, Ga./Westlake (Michigan)
17	Demetrius Knight	LB	6-2	232	So.	Locust Grove, Ga./Strong Rock Christian
17	Tanner Lawson	QB	6-5	210	Fr.	Baton Rouge, La./University Lab
18	Derrick Allen	DB	6-2	213	r-So.	Marietta, Ga./Lassiter (Notre Dame)
18	Pe'Je' Harris	WR	6-3	220	r-So.	Newnan, Ga./Newnan
20	Miles Brooks	CB	6-2	190	Fr.	Jacksonville, Fla./Trinity Christian Academy
21	Jahmyr Gibbs	RB	5-11	200	Fr.	Dalton, Ga./Dalton
21	Zamari Walton	DB	6-3	187	r-So.	Melbourne, Fla./Melbourne Central Catholic
22	Jamious Griffin	RB	5-10	218	So.	Rome, Ga./Rome
22	Kaleb Oliver	DB	6-4	220	r-Jr.	La Vergne, Tenn./Oakland
23	Jordan Huff	DB	6-2	194	r-Fr.	Madison, Ga./Morgan County
24	Kenan Johnson	DB	6-1	185	r-Fr.	Minneola, Fla./Lake Minneola
25	Charlie Thomas	DB	6-2	210	Jr.	Thomasville, Ga./Thomasville
26	Josh Blancato	WR	5-10	190	r-Jr.	Marietta, Ga./Keil
26	Tyson Meiguez	LB	6-2	215	Fr.	Fairburn, Ga./Creekside
27	Pressley Harvin III	P	6-0	255	Sr.	Alcolu, S.C./Sumter
27	Jordan Mason	RB	6-1	218	r-Jr.	Gallatin, Tenn./Gallatin
28	Dontae Smith	RB	5-11	195	r-So.	Spring Hill, Tenn./Spring Hill
29	Jalen Huff	DB	5-11	188	Fr.	Athens, Ga./Buford
29	Bruce Jordan-Swilling	RB	6-1	225	Sr.	New Orleans, La./Brother Martin
30	Olin Broadway	LB	6-3	238	r-Jr.	Atlanta, Ga./St. Pius X
31	Keegan Hemingway	RB	5-6	180	r-Jr.	Boyd's, Md./Poolesville
31	Kyle Kennard	DL	6-4	235	Fr.	Atlanta, Ga./Rivenwood
32	Devin Ellison	RB	5-9	200	r-Fr.	Jacksonville, Fla./Bartram Trail
32	Sylvain Yondjouen	DL	6-4	265	So.	Ruisbroek, Belgium/Don Bosco
34	Jack Coco	LS/TE	6-2	240	r-Jr.	Johns Creek, Ga./Johns Creek
34	Khatavian Franks	LB	6-2	215	Fr.	Fairburn, Ga./Creekside
35	Jared Ivey	DL	6-6	240	Fr.	Suwanee, Ga./North Gwinnett
36	Joseph Macrina	TE	6-0	245	r-Sr.	Suwanee, Ga./Northview
37	Khaya Wright	LB	6-3	225	Fr.	Miami, Fla./South Miami
38	Cornelius Evans	DL	6-4	230	r-Fr.	Lawrenceville, Ga./Central Gwinnett
39	Wesley Walker	DB	6-1	202	r-Fr.	Nashville, Tenn./Ensworth
40	Michael Brimer	DB	5-11	181	r-Jr.	Acworth, Ga./Harrison (NJIT)
42	Jordan Domineck	DL	6-3	247	r-So.	Lakeland, Fla./George Jenkins
43	Cole Neuber	LB	6-1	220	r-So.	Alpharetta, Ga./Johns Creek
44	Quez Jackson	LB	6-1	225	Jr.	Fort Valley, Ga./Peach County
45	Tony Amerson	RB	5-11	225	r-Fr.	Montgomery, Ala./St. James



NO.	NAME	POS.	HT.	WT.	CL.	HOMETOWN/HIGH SCHOOL (LAST COLLEGE)	NO.	NAME	POS.
45	Taylor McCawley	LB	6-0	230	r-Fr.	Birmingham, Ga./East Coweta	62	Cade Kootsouradis	OL
46	Henry Freer	LS	6-0	200	Fr.	College Park, Ga./Woodward Academy	14	Ryan Lantz	QB
47	Cliff Gandis	PK/P	6-1	200	r-So.	Greer, S.C./Christ Church Episcopal School	17	Tanner Lawson	QB
47	Nathan Tyler	TE	6-2	245	r-Fr.	Gibson, Ga./Glascock County	79	William Lay III	OL
48	Austin Kent	PK/P	6-1	215	r-Jr.	Charlotte, N.C./Providence (UCLA)	95	Jahaziel Lee	DL
48	Gavin Stewart	PK/WR	5-11	170	Fr.	Savannah, Ga./Benedictine	80	Dylan Leonard	TE
49	Spence Massey	RB	6-1	230	r-Fr.	Tifton, Ga./Tiftarea Academy	94	Mike Lockhart	OL
49	Steven Verdisco	PK/P	6-1	185	Fr.	Tampa, Fla./Robinson	52	Cade Long	LS
50	Jamal Camp	DL	6-2	305	r-Fr.	Cumming, Ga./South Forsyth	36	Joseph Macrina	TE
51	John Ross	LB	5-11	240	Fr.	Dalton, Ga./Dalton	90	Chris Martin	DL
52	Cade Long	LS	5-11	220	r-So.	Hixson, Tenn./Baylor School	27	Jordan Mason	RB
52	Justice Dingle	DL	6-3	280	r-So.	Bowling Green, Ky./Bowling Green	49	Spence Massey	RB
54	Jordan Williams	OL	6-6	330	Fr.	Gainesville, Ga./Gainesville	61	Michael Maye	OL
55	Kenny Cooper	OL	6-3	325	r-Sr.	Calhoun, Ga./Sonoraville	45	Taylor McCawley	LB
57	Mikey Minihan	OL	6-3	307	r-Jr.	Honolulu, Hawaii/Saint Louis	88	Nate McCollum	WR
58	Will Scissum	OL	6-2	290	r-Fr.	Marietta, Ga./The Walker School	26	Tyson Meiguez	LB
60	Paula Vaipulu	OL	6-3	305	Fr.	Channelview, Texas/Channelview	64	Will Milam	OL
61	Michael Maye	OL	6-3	320	r-Jr.	Hoover, Ala./Hoover	84	Chris Miller	TE
62	Cade Kootsouradis	OL	6-4	295	Fr.	Crestview, Fla./Crestview	66	Anthony Minella	OL
63	Scotty Fulgham	OL	6-3	303	r-Fr.	Tuscaloosa, Ala./Tuscaloosa Academy	57	Mikey Minihan	OL
64	Will Milam	OL	6-4	315	Fr.	Powder Springs, Ga./Hiram	68	Jason Moore	OL
65	Austin Smith	OL	6-3	310	r-So.	McDonough, Ga./Ola	69	Matthew Morgan	OL
66	Anthony Minella	OL	6-2	275	Fr.	Alpharetta, Ga./Milton	86	Luke Moseley	WR
68	Jason Moore	OL	6-2	290	Fr.	Hampton, Ga./Dutchtown	82	Reece Mullins	DL
69	Matthew Morgan	OL	6-4	305	r-So.	Woodstock, Ga./Etowah	43	Cole Neuber	LB
70	Ryan Johnson	OL	6-6	325	r-Sr.	Brentwood, Tenn./Brentwood Academy (Tennessee)	82	Kalani Norris	WR
71	Ryan Spiers	OL	6-3	298	Fr.	Biloxi, Miss./Biloxi	22	Kaleb Oliver	DB
72	Charlie Clark	OL	6-4	305	r-Jr.	Atlanta, Ga./Marist	8	Tobias Oliver	DB
73	Zach Quinney	OL	6-6	315	r-Jr.	Savannah, Ga./Savannah Christian Prep	89	Antwan Owens	DL
74	Michael Rankins	OL	6-5	295	Fr.	Ruskin, Fla./Lennard	81	Zach Owens	WR
76	Wing Green	OL	6-7	305	Fr.	Leesburg, Ga./Lee County	73	Zach Quinney	OL
76	Kevin Wolf	OL	6-6	300	r-So.	Charlotte, N.C./Providence Day School	99	D'Quon Douse	DL
78	Jack DeFoor	OL	6-5	310	r-Sr.	Calhoun, Ga./Calhoun (Ole Miss)	92	Ja'Quon Griffin	DL
79	William Lay III	OL	6-2	305	r-Jr.	Bowersville, Ga./Hart County	74	Michael Rankins	OL
80	Dylan Leonard	TE	6-5	245	So.	Milton, Ga./Milton	51	John Ross	LB
81	Trevor Haire	PK/P	5-9	160	Fr.	Lutz, Fla./Steinbrenner	98	Curtis Ryans	DL
81	Zach Owens	WR	6-3	225	r-Fr.	Marietta, Ga./Pope	12	Adonias Sanders	WR
82	Reece Mullins	DL	6-3	235	r-Fr.	Marietta, Ga./Pope (Auburn)	58	Will Scissum	OL
82	Kalani Norris	WR	6-0	170	So.	Miami, Fla./Christopher Columbus	13	Avery Showell	DB
83	Dylan Deveney	TE	6-6	258	So.	Medford, N.J./The Hun School	10	Jeff Sims	QB
84	Ryan King	WR	6-3	218	Fr.	Loganville, Ga./Grayson	16	Myles Sims	DB
84	Chris Miller	TE	6-4	250	r-Fr.	Atlanta, Ga./St. Pius X	65	Austin Smith	OL
85	Hinson Fowler	DL	6-1	287	r-So.	Augusta, Ga./Augusta Prep	12	Devin Smith	DB
85	Billy Ward	TE	6-4	255	Fr.	Locust Grove, Ga./Locust Grove	28	Dontae Smith	RB
86	Nathan Bell	DL	6-3	235	Fr.	Moultrie, Ga./Colquitt County	71	Ryan Spiers	OL
86	Luke Moseley	WR	6-2	175	r-Fr.	Calhoun, Ga./Calhoun	48	Gavin Stewart	PK/WR
87	Jude Kelley	PK	6-1	170	Fr.	Acworth, Ga./Allatoona	97	Akelo Stone	DL
87	Ben Wilhelm	TE	6-5	260	r-Fr.	Thomasville, Ga./Thomas County Central	3	Tre Swilling	DL
88	Nate McCollum	WR	5-11	185	Fr.	McDonough, Ga./Dutchtown	25	Charlie Thomas	DB
88	Josh Tukes	DL	6-6	248	r-Jr.	Covington, Ga./Newton	1	Juaneyh Thomas	DB
89	Avery Boyd	WR	6-1	212	Fr.	Tallahassee, Fla./Godby	88	Josh Tukes	DL
89	Antwan Owens	DL	6-4	275	Sr.	Tallahassee, Fla./Godby	47	Nathan Tyler	TE
90	Chris Martin	DL	6-1	285	r-Sr.	Loganville, Ga./Grayson	60	Paula Vaipulu	OL
91	Emmanuel Johnson	DL	6-6	265	Fr.	North Charleston, S.C./Fort Dorchester	49	Steven Verdisco	PK/P
92	Ja'Quon Griffin	DL	6-0	276	r-So.	Rome, Ga./Rome	39	Wesley Walker	DB
93	T.K. Chimedza	DL	6-3	312	r-So.	Dacula, Ga./IMG Academy	21	Zamari Walton	DB
94	Mike Lockhart	DL	6-4	302	r-Fr.	Birmingham, Ala./Huffman	85	Billy Ward	TE
95	Jahaziel Lee	DL	6-2	308	r-Sr.	Ponchatoula, La./Ponchatoula	87	Ben Wilhelm	TE
96	Albany Casey	DL	6-4	240	Fr.	Bay Minnett, Ala./Baldwin County	54	Jordan Williams	OL
97	Akelo Stone	DL	6-2	292	Fr.	Savannah, Ga./Jenkins	76	Kevin Wolf	OL
98	Curtis Ryans	DL	6-5	265	r-So.	Kennesaw, Ga./North Cobb	37	Khaya Wright	LB
99	D'Quon Douse	DL	6-2	305	r-Fr.	Savannah, Ga./Calvary Day School	13	Jordan Yates	QB
							32	Sylvain Yondjouen	DL

* in memoriam; died Dec. 31, 2019



COACHES AND FOOTBALL STAFF

Head Coach: Geoff Collins (Western Carolina, 1994) — 2nd season at Georgia Tech
Assistant Head Coach/Run Game Coord./OL: Brent Key (Georgia Tech, 2001)
Offensive Coord./QBs: Dave Patenaude (Central Connecticut St., 1990)
Defensive Coordinator/Linebackers: Andrew Thacker (Furman, 2007)
Co-Defensive Coordinator/Safeties: Nathan Burton (Georgia Tech, 2005)
Running Backs/Off. Recruiting Coord.: Tashard Choice (Georgia Tech, 2007)
Defensive Ends/Outside Linebackers: Marco Coleman (Flagler, 2015)
Wide Receivers: Kerry Dixon (Hampton, 2004)
Defensive Line/Def. Recruiting Coord.: Larry Knight (Central Michigan, 2010)
Cornerbacks/Def. Special Teams Coord.: Jeff Popovich (Miami (Fla.), 2000)
Tight Ends/Offensive Special Teams Coord.: Chris Wiesehan (Wabash, 1994)
General Manager: Patrick Suddes (Alabama, 2005)
Head FB Strength and Conditioning Coach: Lewis Caralla (Defiance, 2008)
Director of Applied Sports Science: Ryan Horton (Otterbein, 2007)
Player Development Coach: Zach Reed (Tennessee Tech, 2001)
Player Development Coach: Kyle Seger (Ball State, 2016)
Player Development Coach: Edward Thompson (Louisiana Lafayette, 2018)
Director of Football Operations: Scott Wallace (California (Pa.), 2011)
Assistant Director of Football Operations: Kevin Cone (Georgia Tech, 2010)
Football Research and Analytics Coordinator: Pat Boyle (Temple, 2012)
Quality Control Specialist/Offense: Will Glover (Clayton State, 2009)
Quality Control Specialist/Defense: Jason Semore (Adams State, 2005)
Analyst (Defense): Anthony Parker (Tennessee, 2008)
Analyst (Special Teams): Tim Conner (Maryville, 2011)
Graduate Assistant Coach: Joe Battaglia (Coastal Carolina, 2014)
Graduate Assistant Coach: Cristian Garcia (Florida, 2017)
Graduate Assistant Coach: Errin Joe (Georgia Tech, 2014)
Graduate Assistant Coach: Brenten Wimberly (Kennesaw State, 2018)
Director of On-Campus Recruiting: Carina Hargreaves (Florida, 2014)
Assoc. Director of Player Personnel: Mike Gregory (UCF, 2009)
Assoc. Director of Player Personnel: Thomas Guerry (Mississippi State, 2008)
Brand Manager: Santino Stancato (Bloomsburg, 2016)
Head Football Athletic Trainer: Mark Smith (SUNY Brockport, 2010)
Assistant Football Athletic Trainer: Eric Avila (Slippery Rock, 2010)
Administrative Coordinator: Teri Anton (Florida State, 1991)

PRONUNCIATION GUIDE

Table with 2 columns: Name and Pronunciation. Includes Student-Athletes (1-65) and Coaches (TASHARD Choice, Dave PATENAUDE, Chris WIESEHAN).

ROSTER BREAKDOWN

Table with 2 columns: Category and Count. Includes BY CLASS (True Freshmen: 35, etc.), BY ACADEMIC MAJOR (Business administration: 73, etc.), and Industrial design: 1.

Table with 2 columns: Category and Count. Includes BY ACADEMIC MAJOR (CON'T) (International affairs: 1, etc.), BY HOME STATE / COUNTRY (Georgia: 73, Florida: 19, etc.), and Belgium: 1.

MEET THE YELLOW JACKETS



**18****DERRIK ALLEN****DB • 6-2 • 213 • r-Fr.**
Marietta, Ga./Lassiter (Notre Dame)**2019 (True Freshman, Notre Dame):** Redshirted.

High School: No. 69-ranked overall player nationally, No. 7 safety nationally and No. 10 player from Georgia by 247Sports ... No. 78-ranked overall player nationally, No. 5 safety nationally and No. 12 player from Georgia by ESPN ... No. 66-ranked overall player nationally, No. 7 safety nationally and No. 8 player from Georgia by Rivals ... Five-star member of the PrepStar Top 300 Dream Team, ranked as the No. 48 player in the class of 2018 and the No. 11 cornerback ... Senior season at Lassiter High School was cut short due to an injury ... Tallied 54 solo tackles, three tackles for loss, three interceptions and seven pass breakups in eight games ... Recorded 14 receptions for 191 yards and four TDs as well as 448 return yards ... Selected to participate in the 2018 U.S. Army All-American Bowl in San Antonio, Texas ... Selected to participate in Nike's 2017 "The Opening" in Beaverton, Oregon ... Played for coach Jep Irwin.

Personal: Majoring in business administration.**45****TONY AMERSON****RB • 5-11 • 225 • R-Fr.**
Montgomery, Ala./St. James**2019 (True Freshman):** Redshirted.

High School: Rated as a three-star prospect by ESPN, 247Sports and Rivals ... Set multiple school records, including 5,082 career rushing yards – becoming the first player in Montgomery city history to eclipse the 5,000-yard rushing mark ... Totaled six of the top 10 single-game rushing performances in St. James history ... Rushed for 27 touchdowns and a school-record 2,208 rushing yards on a record 277 carries as a senior in 2018 ... Ran for a career-high 303 yards – the second-highest total in St. James history – on just 27 carries (11.2 avg.) in a 41-19 win over Bullock County in 2018 ... Registered 1,686 yards and a program-record 28 touchdowns on the ground as a junior in 2017 ... Four-year letterwinner ... Coached by Jimmy Perry.

Personal: Majoring in literature, media and communication.**4****JAYLIN ASKEW****DB • 5-11 • 185 • Sr.**
Douglasville, Ga./McEachern

2019 (Junior): Appeared in 11 games ... Finished with five tackles on the season (four solo, one assisted) ... Recorded solo tackles in back-to-back games against The Citadel (Sept. 14) and at Temple (Sept. 28) ... Also assisted in a tackle at Miami (Fla.) (Oct. 19) before notching solo tackles in back-to-back games against Pitt (Nov. 2) and at Virginia (Nov. 9) ... Recovered his first-career fumble on a muffed punt in the second quarter against NC State (Nov. 21).

2018 (Sophomore): Appeared in 11 games, making five starts at

cornerback ... Started five of the first seven games of the season, missing games versus Clemson (Sept. 22) and Bowling Green (Sept. 29) due to injury ... Saw action in the final six games of the season in a reserve role ... Battled through an upper-body injury sustained early in the season to finish 12th overall on the team and fifth among defensive backs with 26 total tackles ... Recorded lone tackle for loss in season opener against Alcorn State (Sept. 1) ... Had a season-high six tackles (four solo) at USF (Sept. 8) ... Notched five solo tackles in rout at Louisville (Oct. 5) ... Closed the season strong with eight stops over the final three contests – three vs. Virginia (Nov. 17), two at Georgia (Nov. 24) and three in the Quick Lane Bowl vs. Minnesota (Dec. 26).

2017 (True Freshman): Appeared in 10 games as a true freshman after enrolling at Georgia Tech in January and participating in spring practice ... Played primarily on special teams and did not record any statistics ... Was one of nine true freshmen that saw action for the Yellow Jackets.

High School: Rated as a four-star prospect by ESPN both as a defensive back and a return specialist ... Tabbed as the nation's No. 32-ranked cornerback by ESPN ... Second-team all-state honoree ... Also named all-county and all-region ... Notched seven interceptions over final two prep seasons, including four as a senior in 2016 ... Helped lead McEachern to district championship and state quarterfinals appearance in "16 ... Coached by Kyle Hockman ... Also lettered twice as a sprinter in track and field ... Honor roll student ... Participated in Key Club ... Graduated from high school early and enrolled at Georgia Tech at the beginning of the 2017 spring semester to begin school and football activities.

Personal: Is the third of four siblings ... Godbrother, Travis Zachery, rushed for 3,043 yards and 41 touchdowns as a running back at Clemson from 1998-2001 ... Jaylin is majoring in business administration.

CAREER HIGHS

Tackles: 6 at USF (Sept. 8, 2018)
Solo Tackles: 4 at USF (Sept. 8, 2018)
Tackles for Loss: 1.0 vs. Alcorn St. (Sept. 1, 2018)
Pass Breakups: 1, twice - last at Pittsburgh (Sept. 15, 2018)
Fumbles Recovered: 1 vs. NC State (Nov. 21, 2019)
Kick Returns: 1 vs. Minnesota (Dec. 26, 2018)
Kick Return Yards: 27 vs. Minnesota (Dec. 26, 2018)

CAREER STATISTICS**DEFENSIVE**

YR	G-GS	UT	AT	TT	TFL	PD	FF/FR	BLK	QBH
2017	10-0	0	0	0	0.0-0	0	0/0	0	0
2018	11-5	17	9	26	1.0-5	1	0/0	0	0
2019	11-0	4	1	5	0.0-0	0	0/0	0	0
Total	32-5	21	10	31	1.0-5	1	0/0	0	0

**15****CHICO BENNETT, JR.****DE • 6-4 • 250 • So.**
Ashburn, Va./Battle Ground Acad. (Tenn.)

2019 (True Freshman): Appeared in the first seven games before suffering a season-ending injury ... Still led all freshman tacklers with 17 overall (12 solo) and 0.5 tackles-for-loss ... Set his career high of four solo tackles in his first collegiate appearance at then-No. 1 Clemson (Aug. 29) ... Recorded his lone sack yardage (4) when he was credited with a half sack against South Florida (Sept. 7) ... Broke out for five total tackles (two solo) at Temple (Sept. 28) where he also notched his lone quarterback



hurry ... Recorded a solo tackle against North Carolina (Oct. 5) before taking down two players at Duke (Oct. 12) ... An ACC Honor Roll member.

High School: Rated as a three-star prospect by ESPN, *247Sports* and *Rivals* ... Played final two prep seasons at Battle Ground Academy in Franklin, Tenn. after spending first two high-school campaigns at Rock Ridge H.S. in Ashburn, Va. ... Was named first-team all-state as a junior in 2017 and is likely to become a two-time honoree when 2018 all-state teams are announced ... Earned first-team all-district and all-region recognition as a junior and senior ... Averaged 2.0 sacks per game as a junior and 1.0 sacks per contest as a senior ... Helped lead Battle Ground to a 12-3 record and appearance in Tennessee Division II Class AA state championship game as a senior ... Selected to participate in East vs. West Tennessee all-star game ... Four-year letterwinner and three-year starter across two schools ... Coached by Roc Batten (Battle Ground Academy) and Tony Talent (Rock Ridge) ... Also lettered in basketball and track ... A member of a military family, Chico was born in Killeen, Texas and lived in Petersburg, Va., Germany, Leavenworth, Kan., Elizabethtown, Ky., Fairfax, Va. and Ashburn, Va. before moving away from home to attend Battle Ground Academy, a prestigious college preparatory school

Personal: Majoring in literature, media and communication and aspires for a career in family therapy after football ... Father, Chico Sr., played football at Hawaii (1996-98) ... Mother, Marcie, played basketball at Texas State from (1992-97) ... Uncle, Leon Moore, played football at Tennessee State (1963-66) and went on to play three seasons in the NFL for the Los Angeles Rams (1967-69).

CAREER HIGHS

Tackles: 5 at Temple (Sept. 28, 2019)

Solo Tackles: 4 at No. 1 Clemson (Aug. 29, 2019)

Sacks: 0.5 vs. USF (Sept. 7, 2019)

Tackles for Loss: 0.5 vs. USF (Sept. 7, 2019)

CAREER STATISTICS

DEFENSIVE

YR	G-GS	UT	AT	TT	TFL	SK	FF/FR	BLK	QBH
2019	7-0	12	5	17	0.5-4	0.5-4	0/0	0	1
Total	7-0	23	5	17	0.5-4	0.5-4	0/0	0	1



26

JOSH BLANCATO

WR • 5-10 • 190 • r-Jr.
Marietta, Ga./Kell

2019 (Redshirt Sophomore): Appeared in 10 games ... Hauled in his first-career reception at then-No. 1 Clemson (Aug. 29) when James Graham connected with him for 34 yards in the fourth quarter ... Also returned three punts on the season, all against North Carolina (Oct. 5), amassing 16 return yards ... Caught his second reception of the season for 19 yards at Duke (Oct. 12) ... Finished the season averaging 26.5 yards per reception.

2018 (Redshirt Freshman): Made first-career appearance in season-opening win over Alcorn State ... Had one rush for minus-one yard.

2017 (True Freshman): Redshirted.

High School: Three-time all-region honoree as a wide receiver at Kell H.S. (coach Derek Cook) ... Also earned all-Cobb County recognition three times (first team as a sophomore, honorable mention as a junior

and senior) ... Helped lead team to three region championships (2013, 2014 and 2016) and a pair of state semifinal appearances (2013 and 2016) ... Also played strong safety and returned kicks ... Had 99- and 95-yard kickoff returns for touchdowns ... Three-year captain ... Lists most memorable athletic achievement as racking up 122 receiving yards, including a 70-yard touchdown, and breaking up a pass to clinch regional title as a sophomore ... Team co-captain ... Also earned four letters and was a three-year captain in baseball as a second baseman and outfielder ... Ranked ninth in class with a 4.35 grade point average ... Member of principal's honor roll and National Honor Society.

Personal: Has one sibling ... Cousin, Zack Bowers, played college baseball at Georgia and is now a member of the San Francisco Giants organization ... Majoring in mechanical engineering ... Aspires to be an engine developer for a car manufacturer.

CAREER HIGHS

Rushing Attempts: 1 vs. Alcorn State, Sept. 1, 2018

Receptions: 1 at No. 1 Clemson (Aug. 29, 2019)

Receiving Yards: 34 at No. 1 Clemson (Aug. 29, 2019)

Longest Reception: 34 at No. 1 Clemson (Aug. 29, 2019)

CAREER STATISTICS

RUSHING

YR	G-GS	ATT	YDS	TD	LG	Avg/C	Avg/G
2017							
2018	1-0	1	-1	0	0	-1.0	-1.0
2019	10-0	0	0	0	0	0.0	0.0
Total	11-0	1	-1	0	0	-1.0	-1

RECEIVING

YR	G-GS	NO.	YDS	TD	LG	Rec./G	Avg/C	Avg/G
2017								
2018	1-0	0	0	0	0	0.0	0.0	0.0
2019	10-0	2	53	0	34	0.2	26.5	5.3
Total	10-0	2	53	0	34	0.2	26.5	5.3



89

AVERY BOYD

WR • 6-2 • 212 • Fr.
Tallahassee, Fla./Godby

Before Tech: Rated as a three-star prospect by *Rivals*, *247Sports* and *ESPN* ... Speedster has been timed under 4.4 seconds in 40-yard dash ... Selected by Tallahassee Democrat as one of the Florida Panhandle's 50 best offensive players in 2019 ... As a senior, helped Godby rebound from a 4-6 regular season to pull off upset wins in the first two rounds of the Florida 5A state playoffs to advance to the state quarterfinals ... Had 620 receiving yards and 10 touchdown receptions in 10 regular-season games as a senior ... Returned opening kickoff 82 yards for a touchdown to set the tone for Godby in its 38-14 win over Parker in the opening game of the 2019 Florida state playoffs ... Coached by Brandon McCray ...

Personal: Majoring in biology.


40
MICHAEL BRIMER
**DB • 5-11 • 181 • r-Jr.
Acworth, Ga./Harrison (NJIT)**

2019 (Junior): Redshirted ... An ACC Honor Roll member.

High School: A two-year letterwinner in football, playing safety and running back ... Helped lead Harrison to Georgia 6A state semifinals in 2016 ... A multi-sport athlete, also lettered three years swimming and four years playing lacrosse ... Helped lead team to state semifinals in lacrosse and county finals in swimming in 2016 ... Was an academic all-America nominee ... National Honors Society member ... Graduated in the top 20 of his class.

Personal: Has seven siblings ... Previously attended the New Jersey Institute of Technology and played for NJIT's NCAA Division I lacrosse program ... Appeared in 15 games and tallied a goal and an assist in 2018 ... Majoring in biology with aspirations of becoming an orthopedic surgeon.


30
OLIN BROADWAY
**LB • 6-3 • 238 • r-Jr.
Atlanta, Ga./St. Pius X**


2019 (Redshirt Sophomore): Did not see game action ... An ACC Honor Roll member.

2018 (Redshirt Freshman): Did not see game action ... An ACC Honor Roll Selection.

2017 (True Freshman): Redshirted.

High School: Was an all-county honoree at Atlanta's St. Pius X H.S. ... Played outside linebacker and tight end as a prep ... Served as team captain as a senior ... Coached by Paul Standard ... Was also a star swimmer at St. Pius X, earning four letters in the pool and helping lead the team to two state championships (as a freshman in 2014 and a senior in 2017) and a state runner-up finish (as a junior in 2016) ... Also captained the swim team as a senior.

Personal: Both parents are Georgia Tech alumni ... Is the oldest of three siblings (a brother and a sister) ... Grandfather, Olin Broadway Jr., played basketball at Wake Forest ... Is a Roman Catholic Eucharistic minister ... Started playing football in sixth grade ... Majoring in business administration.


0
DJIMON BROOKS
**DL • 6-1 • 305 • r-Sr.
Sandersville, Ga./Washington County**

2019 (Redshirt Junior): Appeared in all 12 games, making four starts, primarily at defensive tackle ... Finished 11th on the team and second among defensive lineman with 27 tackles (13 solo) on the season ... Began the season with two tackles (one solo) against then-No. 1 Clemson (Aug. 29) ... Only failed to make a tackle in one game all season ... Recorded 15 tackles over a four-game span – five at Duke (Oct. 12), one

at Miami (Fla.) (Oct. 19), three vs. Pitt (Nov. 2) and a career-high six tackles at Virginia (Nov. 9) ... capped the season with his first-career two tackles for loss – 1.0 vs. NC State (Nov. 21) and 1.0 vs. then-No. 4 Georgia (Nov. 30).

2018 (Redshirt Sophomore): Did not see game action.

2017 (Redshirt Freshman): Saw first game action of his collegiate career in Georgia Tech's 33-7 win over North Carolina (Sept. 30) ... Did not record any statistics.

2016 (True Freshman): Redshirted.

High School: Earned all-region recognition in both seasons as a varsity letterwinner at Washington County H.S. ... Helped lead WCHS to second-straight state championship game appearance as a junior in 2014 ... Played both offensive and defensive line as a high-schooler ... Coached by Joel Ingram ... High-school teammate of former Georgia Tech standout A.J. Gray ... Graduated No. 2 in his class.

Personal: Born in Albany, Ga. ... One of six siblings in his family, all boys ... Father, Willie Kelly Brooks, played football at Auburn (1988-92) and was a member of two SEC championship teams (1988, 1989) ... Brother, Kelly, was a defensive lineman at Mercer (2012-16) and recorded one tackle against Georgia Tech at Bobby Dodd Stadium on Sept. 10, 2016 ... Brother, Karekin, was a running back at Penn (2016-19) ... Djimon began playing football at age five ... Enjoys hunting and fishing ... Majoring in economics.

CAREER HIGHS

Tackles: 6 at Virginia (Nov. 9, 2019)

Solo Tackles: 2 at Duke (Oct. 12, 2019)

Tackles for Loss: 1.0, twice - last vs No. 4 Georgia (Nov. 30, 2019)

CAREER STATISTICS
DEFENSIVE

YR	G-GS	UT	AT	TT	TFL	PD	FF/FR	BLK	QBH
2019	12-4	13	14	27	2.0-4	0	0/0	0	0
Total	12-4	13	14	27	2.0-4	0	0/0	0	0


20
MILES BROOKS
**CB • 6-2 • 190 • Fr.
Jacksonville, Fla./Trinity Christian Academy**

High School: Rated as a four-star prospect by Rivals, 247Sports and ESPN ... A member of the prestigious Rivals250 and ESPN300 lists ... Tabbed as the No. 10-ranked cornerback in the nation and No. 21-ranked player in the state of Florida by Rivals ... Rated one of the top 15 recruits in Georgia Tech history by 247Sports ... Four-year letterwinner ... Team captain as a senior ... Broke up 16 passes and racked up 88 tackles over final two prep seasons ... Named freshman all-America in 2016 ... Helped lead Trinity Christian to 36 wins over seasons, including Florida 3A state championship as a freshman and state semifinals as a junior ... Coached by Verlon Dorminey.

Personal: Majoring in business administration.



2

AHMAREAN BROWN**WR • 5-10 • 170 • So.
Tampa, Fla./Jefferson**

2019 (True Freshman): Appeared in all 12 games, making 10 starts ... Turned in a historic season, tying Calvin Johnson for most receiving touchdowns by a freshman at Georgia Tech with seven ... Amassed a team-leading 396 receiving yards on 21 receptions to average 18.9 yards per catch ... Returned three kicks on the season for 59 total yards to average 19.7 yards per return ... Also took back 10 punts on the season for 34 total return yardage ... A deep-route specialist, hauled in seven catches for greater than 25 yards on the season ... Started his collegiate career with a 28-yard reception at then-No. 1 Clemson (Aug. 29) ... Set his career high three weeks later with three receptions for 64 yards, including a 42-yard catch, at Temple (Sept. 28) ... Hauled in a 32-yard touchdown against North Carolina (Oct. 5) ... Caught a touchdown in three-straight contents as he had 41 receiving yards against Miami (Fla.) (Oct. 19), 61 yards against Pitt (Nov. 2) and 59 yards at Virginia (Nov. 9) ... Caught a career-high two touchdowns en route to Tech's primetime win over NC State (Nov. 21).

High School: Rated as a three-star prospect by ESPN, *247Sports* and *Rivals* ... Amassed 74 receptions for 1,348 yards and 13 touchdowns and ran for a pair of touchdowns over final two prep seasons, including 38 catches for 726 yards and seven scores as a senior in 2018 ... Coached by Joe Midulla ... Placed fourth at the 2017 Florida 2A state track championships in the 100m (10.40 seconds) ... High honor roll student.

Personal: Majoring in business administration ... One of six siblings ... brother, Michael, played football at Bethune-Cookman ... Brother, Bobby, played football at Eastern Michigan ... Ahmorean enrolled at Georgia Tech in January 2019 and participated in the Yellow Jackets' offseason football program, including spring practice.

CAREER HIGHS

Receptions: 4 vs. Pitt (Nov. 2, 2019)
Receiving Yards: 64 at Temple (Sept. 28, 2019)
Longest Reception: 59 at Virginia (Nov. 9, 2019)
Receiving TDs: 2 vs. NC State (Nov. 21, 2019)
Rushing Attempts: 1 vs. USF (Sept. 7, 2019)
Rushing Yards: 3 vs. USF (Sept. 7, 2019)
Lonest Rush: 2 yards vs. USF (Sept. 7, 2019)
Punt Returns: 5 vs. USF (Sept. 7, 2019)
Punt Return Yards: 23 vs. USF (Sept. 7, 2019)
Kick Returns: 2 at No. 1 Clemson (Aug. 29, 2019)
Kick Return Yards: 33 vs. NC State (Nov. 21, 2019)

CAREER STATISTICS**RECEIVING**

YR	G-GS	NO.	YDS	TD	LG	Rec./G	Avg/C	Avg/G
2019	12-10	21	396	7	59	1.8	18.9	33.0
Total	12-10	21	396	7	59	1.8	18.9	33.0



1

JALEN CAMP**WR • 6-2 • 220 • R-Sr.
Cumming, Ga./South Forsyth**

2019 (Senior): Started the first four games of the season before missing the final eight games of the season due to injury ... Awarded a redshirt season ... After a slow start to the season, hauled in three passes for 71 yards — all career highs — against The Citadel (Sept. 14), including his first-career touchdown reception — a 33-yard pass from Lucas Johnson in the third quarter ... Followed up his touchdown by converting the two-point conversion on a pass from Johnson as well ... He then eclipsed the reception milestone with four catches for 63 yards, including a 27-yard reception from James Graham in the fourth quarter ... Finished his year averaging 19.1 yards per reception ... An ACC Honor Roll member.

2018 (Junior): An ACC Honor Roll selection ... Appeared in 12 games, starting 11 ... Missed Oct. 13 game vs. Duke due to injury ... Caught 11 passes for 186 yards, both career highs and good for second on the team ... Averaged 16.9 yards per reception ... Had a career-high three receptions in Quick Lane Bowl vs. Minnesota (Dec. 26) ... Caught two passes in three different games — Sept. 1 vs. Alcorn State (21 yds.), Sept. 29 vs. Bowling Green (career-high 70 yds.) and Nov. 10 vs. Miami (42 yds.) ... 37-yard reception vs. Bowling Green was a season long ... Caught a pivotal 22-yard pass for a first down on third-and-6 to help Georgia Tech milk the final 6:43 off the clock in 27-21 win over Miami.

2017 (Sophomore): Played in all 11 games as the top receiver off the bench behind starters Ricky Jeune and Brad Stewart ... Caught just one pass but it was a big one — a 49-yarder that gave Georgia Tech first-and-goal at the two-yard line and set up the Yellow Jackets' first touchdown of the game at Virginia (Nov. 4).

2016 (True Freshman): One of six true freshmen that saw playing time for Georgia Tech ... Appeared in 11 games as a reserve wideout and on special teams ... Did not record any statistics.

High School: Amassed 84 receptions and 25 touchdowns over final two prep seasons, including 47 catches for 819 yards and 15 touchdowns as a senior ... Earned honorable-mention all-state recognition as a senior ... Two-time all-county and all-region honoree ... Served as team captain for a squad that went 11-2 and claimed region championship during his senior campaign, good for the best finish in school history ... Hauled in five passes for 183 yards and three touchdowns, including TD receptions of 84 and 63 yards, in final high-school game, a 49-31 loss to Colquitt County in the 2015 Georgia 6A state quarterfinals ... Also recorded 30 tackles and two interceptions for South Forsyth (coach Jeff Arnette) as a senior ... Was also a three-year letterwinner in track and field (100-meter, 4x100-meter relay).

Personal: Is one of four siblings — has an older sister and two younger brothers ... Brother, Jamal, is a redshirt freshman defensive lineman at Georgia Tech ... Father, Richard, played football at West Georgia ... Uncle, Ken Camp, played football at Auburn ... Did not begin playing football until 10th grade ... Also enjoys playing basketball ... Majoring in history, technology and society ... Member of ACC academic honor roll.

CAREER HIGHS

Rush Attempts: 1 vs. Virginia (Nov. 17, 2018)
Rush Yards: 3 vs. Virginia (Nov. 17, 2018)
Longest Rush: 3 vs. Virginia (Nov. 17, 2018)
Receptions: 4 at Temple (Sept. 28, 2019)

Receiving Yards: 71 vs. The Citadel (Sept. 14, 2019)
Longest Reception: 49 at Virginia (Nov. 04, 2017)
Receiving Touchdowns: 1 vs. The Citadel (Sept. 14, 2019)

CAREER STATISTICS
RECEIVING


YR	G-GS	NO.	YDS	TD	LG	Rec./G	Avg/C	Avg/G
2016	11-0	0	0	0	0	0.0	0.0	0.0
2017	11-0	1	49	0	49	0.1	49.0	4.5
2018	12-11	11	186	0	37	0.9	16.9	15.5
2019	4-4	7	134	1	33	1.8	19.1	33.5
Total	38-15	19	369	1	49	0.5	19.4	9.7


50
JAMAL CAMP
DL • 6-2 • 305 • R-Fr.
Cumming, Ga./South Forsyth

2019 (True Freshman): Redshirted.

High School: Rated as a three-star prospect on ESPN, *247Sports* and *Rivals* ... Tallied 106 tackles over his final two prep seasons ... Logged 59 stops (28 solo), seven sacks, 12 tackles for loss and 27 quarterback hurries as a senior in 2018 (5.4 tackles per game) ... Finished with 45 hurries for his high-school career ... Deflected five passes and forced a fumble over the course of his prep career ... Three-year letterwinner.

Personal: Joins his brother, Jalen (a senior wide receiver), as a member of Georgia Tech's football program ... Majoring in business administration.



10
JOSH CARLSON
DB • 5-10 • 180 • Sr.
Johns Creek, Ga./Home Schooled

2019 (Junior): Did not see game action ... An ACC Honor Roll member.

2018 (Sophomore): Earned a spot on team but did not see game action.

High School: Three-year high-school letterwinner ... played defensive back, wide receiver and running back ... National Merit Scholar Finalist ... Helped lead the nationally ranked debate team for three-straight year (2014-16).

Personal: Has eight siblings ... Father, Kurt, rowed crew at MIT in 1985 and ran indoor track in 1986 ... Aunt, Kristin, swam at MIT from 1983-86 ... Double majoring in materials science and engineering and business administration.


2
TARIQ CARPENTER
DB • 6-2 • 226 • Sr.
Ludowici, Ga./Long County

2019 (Junior): Appeared in 11 games, starting 10 at strong safety ... Led all defensive backs on the team and finished third overall with 62

tackles (48) solo on the year ... Joined Charlie Thomas and David Curry in becoming the first Georgia Tech trio since 2012 to have more than 60 tackles apiece ... Finished with seven tackles in five games – South Florida (Sept. 7), North Carolina (Oct. 5), at Duke (Oct. 12), at Miami (Fla.) (Oct. 19), and at Virginia (Nov. 9) ... Made a career-high seven solo stops against South Florida (Sept. 7) ... Set a career high with 2.0 tackles for loss against South Florida (Sept. 7) ... Forced his second career fumble against The Citadel (Sept. 14) ... Made the game-winning solo stop in overtime at Miami (Fla.) (Oct. 19), tackling a wideout just shy of converting on fourth down to seal the victory ... Hauled in his third career interception against Pitt (Nov. 2) ... Finished with five pass breakups on the season ... Set a career high with two pass breakups against Virginia Tech (Nov. 16).

2018 (Sophomore): Started all 13 games at strong safety ... Ranked fourth on the team with 55 tackles ... Tied for team lead with two interceptions and seven passes defended ... Had at least one tackle in 12-of-13 games and multiple stops in 10-of-13 contests ... Tied for third on the team with five special-teams tackles (all on kickoff coverage) ... Intercepted a pass on the opening series at USF (Sept. 8) but was ejected from the game due to a targeting penalty one defensive series later, a turning point in the Yellow Jackets' 49-38 defeat ... Came back the next week to record five tackles, including one for loss, at Pitt (Sept. 15) ... Made eight stops (second-highest total of the season) against eventual national champion Clemson (Sept. 22) ... Had six tackles in limited action in rout over Bowling Green (Sept. 29) ... Made key interception that led to Georgia Tech's go-ahead touchdown in fourth quarter of 35-28 victory at North Carolina (Nov. 3) ... Notched six tackles and forced a fumble in win over Miami (Nov. 10) ... Had a career-high 10 tackles in overtime win over Virginia (Nov. 17).

2017 (True Freshman): Made his collegiate debut in Georgia Tech's fifth game of the season at Miami (Oct. 14) and played in five of the final six games of the season ... Saw action primarily on special teams, with both of his tackles (Nov. 4 at Virginia, Nov. 18 at Duke) coming in punt coverage.

High School: Rated as a three-star prospect by ESPN and *247Sports* ... Named first-team all-state as a senior by *RecruitGeorgia.com* ... Also an all-region, all-district and all-area honoree ... Versatile athlete played defensive back, wide receiver and returned kicks during his prep career ... Had the longest kickoff return in school history as a senior ... Four-year letterwinner and three-year captain ... Coached by Eric McNair ... Also played basketball for two seasons and was two-year captain of track and field team, participating in long jump and high jump ... Honor roll student.

Personal: Is one of nine siblings ... Mother, Demetria Fiffie, played basketball at Central Methodist University (1992-96) ... Uncle, Thurlos Pearson, played football at Missouri ... Tariq began playing football when he was five ... Is majoring in literature, media and communication.

CAREER HIGHS

Tackles: 10 vs. Virginia (Nov. 17, 2018)
Tackles for Loss: 2.0 vs. USF (Sept. 7, 2019)
Interceptions: 1, 3x - last vs. Pitt (Nov. 2, 2019)
Longest Interception Return: 6 at North Carolina (Nov. 3, 2018)
Pass Breakups: 2 vs. Virginia Tech (Nov. 16, 2019)
Fumbles Forced: 1, twice - last vs. The Citadel (Sept. 14, 2019)

CAREER STATISTICS
DEFENSIVE

YR	G-GS	UT	AT	TT	TFL	PD	FF/FR	INT	QBH
2017	6-0	2	0	2	0.0-0	0	0/0	0	0
2018	13-13	35	20	55	1.5-2	7	1/0	2-6	0



2019	11-10	48	14	62	2.0-4	6	1/0	0	0
Total	30-23	85	34	119	3.5-6	13	2/0	2-6	0



15 MALACHI CARTER

WR • 6-3 • 200 • Jr.
Lawrenceville, Ga./Mountain View

2019 (Sophomore): Played in all 12 games, making 11 starts at wide receiver ... One of three Georgia Tech wideouts to amass 200 yards, finishing third on the team with 240 receiving yards on 16 receptions to average 15 yards per catch ... set career highs in receptions, hauling in three passes three times – South Florida (Sept. 7), at Temple (Sept. 28) and against North Carolina (Oct. 5) ... Also set a career high of 74 receiving yards off two receptions in the primetime victory over NC State (Nov. 21), including a 54-yard reception on the first play of the game ... Finished second on the team with two touchdown receptions ... Hauled in 28-yard catch from James Graham in the third quarter against North Carolina (Oct. 5) ... Also caught an acrobatic 25-yard reception in the endzone from Graham in the second quarter at Virginia (Nov. 9) ... Caught fire to end the year, recording 119 receiving yards on five receptions over the final four games of the season.

2018 (True Freshman): Played in all 13 games as a reserve wideout ... Was one of only 13 true freshmen, including just three on the offensive side of the ball, to see action for Georgia Tech in 2018 ... Caught three passes for 56 yards and a touchdown ... Three receptions and 56 yards were both good for third among GT wideouts ... 18.7 yards-per-reception average was tops on the team among wide receivers with at least two catches ... Receptions came Sept. 8 vs. USF (13 yds.), Sept. 15 vs. Pitt (11 yds.) and Oct. 13 vs. Duke (32-yard touchdown).

High School: Rated as a three-star prospect by ESPN, *247Sports/Scout* and *Rivals* ... Two-time all-state honoree (first team as a senior in 2017, second team as a junior in '16) ... Two-time Gwinnett County Wide Receiver of the Year (2016 and 2017) ... Caught 130 passes for 2,360 yards and 30 touchdowns over the final two seasons of his prep career, including a Gwinnett County-record 1,348 yards on 72 receptions (tied for second in county history) and 19 touchdowns as a senior in 2017 ... Caught 58 passes for 1,012 yards and 11 touchdowns as a junior in 2016 ... Also earned all-region honors as a junior ... Three-year letterwinner ... Coached by Nick Bach ... Was also a four-year letterwinner in track and field.

Personal: Began playing football when he was six years old ... Is originally from Suffern, N.Y. (Rockland County), 35 miles north of New York City ... Also lived in Wilmington, N.C. before moving to metro Atlanta ... Majoring in literature, media and communication.

CAREER HIGHS

Receptions: 3, three times - last North Carolina (Oct. 5, 2019)

Receiving Yards: 74 vs. NC State (Nov. 21, 2019)

Receiving TDs: 1, 3x - last at Virginia (Nov. 9, 2019)

Longest Reception: 54 vs. NC State (Nov. 21, 2019)

CAREER STATISTICS

RECEIVING

YR	G-GS	NO.	YDS	TD	LG	Rec./G	Avg/C	Avg/G
2018	13-0	3	56	1	32	0.2	18.7	4.3
2019	12-11	16	249	2	54	1.3	15.0	20.0
Total	25-11	19	296	3	54	0.8	15.6	11.8



96 ALBANY CASEY

DL • 6-4 • 240 • Fr.
Bay Minnett, Ala./Baldwin County

High School: Four-year letterwinner at Baldwin County ... Battled injuries but impressed when healthy ... Named all-state and all-county his sophomore and junior seasons ... Played in five games as a junior, recording 21 tackles, eight for a loss, and had five sacks ... As a sophomore, he made 64 total tackles with 17 tackles for loss, including a county-leading 14 sacks ... Multisport athlete, also lettered four years in track and field ... Named all-county in javelin.

Personal: Majoring in business administration ... One of eight children.



93 T.K. CHIMEDZA

DL • 6-3 • 312 • r-So.
Dacula, Ga./IMG Academy

2019 (Redshirt Freshman): Appeared in 12 games, starting nine games at defensive tackle ... Led defensive linemen and ranked eighth on the team with 34 tackles (18 solo) on the season ... Took down 1.5 defenders behind the line of scrimmage for a loss of 11 yards ... Recovered his first career fumble on a game-changing goal-line stand at the 1-yard line in the fourth quarter against South Florida (Sept. 7) ... Recorded four tackles in two of the first three games of the season – South Florida (Sept. 7) and The Citadel (Sept. 14) ... Found the quarterback at Temple (Sept. 28) for a 6-yard sack ... Talled a career-high six tackles at Virginia (Nov. 9) before tying the mark two weeks later against NC State, also putting up a career-high five solo tackles.

2018 (True Freshman): Redshirted due to only seeing action in four games – Alcorn State (Sept. 1), Duke (Oct. 13), Georgia (Nov. 24) and Minnesota (Dec. 26) ... Recorded four tackles, three of which came in the regular-season finale at Georgia ... was one of 13 true freshmen to see game action for the Yellow Jackets.

High School: Rated as a four-star prospect by ESPN ... Was the nation's No. 28-ranked defensive tackle in his class, according to ESPN ... Recorded 66 tackles in 18 games over two seasons at IMG Academy in Bradenton, Fla. ... Helped IMG post a perfect 20-0 record against what was widely regarded as the nation's most challenging high school schedule during his two seasons with the program ... Spent his first two prep seasons at Dacula H.S. ... Coached at IMG by Kevin Wright and at Dacula by Tommy Jones ... Graduated a semester early and enrolled at Georgia Tech in January 2018.

Personal: Is the middle of three siblings ... Was born in Philadelphia, Pa. ... Grandfather, Steven Chimedza, was a professional soccer player in Zimbabwe ... Sister, Ruva, played soccer at Southern Wesleyan University in Central, S.C. ... Majoring in business administration.

CAREER HIGHS

Tackles: 6, twice - last vs. NC State (Nov. 21, 2019)

Solo Tackles: 5 vs. NC State (Nov. 21, 2019)

Tackles for Loss: 1.0 at Temple (Sept. 28, 2019)

Sacks: 1.0 at Temple (Sept. 28, 2019)

Fumbles Recovered: 1 vs. USF (Sept. 7, 2019)

CAREER STATISTICS
DEFENSIVE

YR	G-S	UT	AT	TT	TFL	SK	FF/FR	INT	QBH
2018	4-0	1	3	4	0.0-0	0.0-0	0/0	0	0
2019	12-9	18	16	34	1.5-11	1.5-11	0/1	0	0
Total	16-9	19	19	38	1.5-11	1.5-11	0/1	0	0


72
CHARLIE CLARK
**OL • 6-4 • 305 • r-Jr.
Atlanta, Ga./Marist**

2019 (Redshirt Sophomore): Made one appearance on the season — at Miami (Fla.) on Oct. 9.

2018 (Redshirt Freshman): Saw action in six games as a reserve offensive lineman — Alcorn State (Sept. 1), Bowling Green (Sept. 29), Louisville (Oct. 5), Virginia Tech (Oct. 25), Virginia (Nov. 17) and Quick Lane Bowl vs. Minnesota (Dec. 26).

2017 (True Freshman): Redshirted.

High School: Rated as a three-star prospect by ESPN and *247Sports* ... Named first-team all-state, all-region and all-county by Atlanta Journal-Constitution as a senior ... Also voted team MVP by teammates as a senior, which he lists as one of his most memorable athletic accomplishments ... Three-year letterwinner ... Helped lead Marist to three state playoff appearances, advancing to the third round in 2014 and 2015 ... Coached by Alan Chadwick ... Involved in school's religious activities as a member of altar server board and Eucharistic minister.

Personal: Grandfather, Don Shea, played football at Georgia and with the Washington Redskins and went on to be an SEC basketball official for 30 years ... Majoring in business administration.


11
ANTONNEOUS CLAYTON
**DL • 6-3 • 270 • r-Sr.
Vienna, Ga./Dooly County (Florida)**

2019 (Redshirt Junior, Georgia Tech): Sat out due to NCAA transfer rules.

2016-18 (Florida): Spent the past three seasons at the University of Florida, where he was recruited by then-UF defensive coordinator and current Georgia Tech head coach Geoff Collins ... Played in 17 games at Florida ... Sustained a season-ending injury as a freshman in 2016.

High School: Rated as a five-star prospect by *Rivals* coming out of Dooly County H.S. in Vienna, Ga. ... Tabbed as the No. 27 overall player in the nation and the No. 2 defensive end in the class of 2016 by both *Rivals* and *247Sports* ... First-team all-state honoree ... Recorded 77 tackles (68 solo), 27 tackles for loss, 13 quarterback hurries, nine sacks, a forced fumble and a fumble recovery as a senior at Dooly County ... Selected to participate in 2016 Under Armour All-America Game ... Coached at Dooly County by Jimmy Hughes.

Personal: Majoring in history, technology and society.


34
JACK COCO
**TE/LS • 6-2 • 240 • r-Jr.
Johns Creek, Ga./Johns Creek**

2019 (Redshirt Sophomore): Appeared in nine games as Georgia Tech's long snapper on field goals and PATs ... Continued his streak without an errant snap all season between both Wesley Wells and Brenton King as place kicker ... An ACC Honor Roll member.

2018 (Redshirt Freshman): Saw action in 11 games as the Yellow Jackets' long snapper on field goals and PATs ... Did not have an errant snap all season, which played a key role in true freshman Wesley Wells going a perfect 48-for-48 on place-kick attempts (9-for-9 on field goals, 39-for-39 on PATs) over the final eight games of the campaign.

2017 (True Freshman): Redshirted.

High School: Four-year letterwinner as an offensive lineman and long snapper ... Served as team captain and helped lead team to 2016 Region 6-6A championship as a senior ... Coached by Matt Kemper ... Selected to participate in Senior Elite Classic ... Also lettered in lacrosse.

Personal: Has two sisters, one older and one younger ... Sister, Claudia, played volleyball at Tennessee (2014-16) ... Jack volunteers with Special Olympics ... Enjoys wake surfing and golf ... Started playing football at age six ... Majoring in business administration ... Aspires for a career in real estate.


55
KENNY COOPER
**OL • 6-3 • 325 • R-Sr.
Calhoun, Ga./Sonoraville**

2019 (Senior): Started the first four games of the season as the Yellow Jackets' center before suffering a season-ending injury ... Awarded a redshirt to return in 2020 ... Helped Georgia Tech rush for 652 yards over the first four games of the year with a new offense.

2018 (Junior): Appeared in 11 games and started the final seven games of the season at center ... Missed the first two games of the season while continuing to recover from offseason foot surgery ... Returned to action at Pitt (Sept. 15) and spent the next four games coming off the bench, working into the offensive line rotation at both center and guard ... Reclaimed his starting role at center vs. Duke (Oct. 13) ... Helped pave the way for Georgia Tech to lead the nation in rushing offense (325.0 ypg).

2017 (Sophomore): Started all 11 games at center ... Was one of only two Georgia Tech offensive linemen to start all 11 games (joining sophomore left guard Parker Braun) ... Helped pave the way for Georgia Tech to lead the ACC and rank fifth nationally in rushing offense (307.4 ypg) ... Was a key cog in an offensive front that helped QB TaQuon Marshall (1,146 rushing yards) and BB KirVonte Benson (1,053) become only the second set of Georgia Tech teammates to ever rush for 1,000 yards in the same season and the first Tech duo to both rush for 100 yards in the same game four times ... Also helped the Yellow Jackets set a school record with four 400-yard rushing games on the season ... Named ACC Offensive Lineman of the Week after taking 10 defenders to the ground (one every 7.6 snaps) and helping the Jackets rush for 403 yards in a 33-7 win over North Carolina (Sept. 30).



2016 (True Freshman): One of six true freshmen that saw playing time for Georgia Tech ... Appeared in five games ... Made first-career start at center at No. 18 Virginia Tech (Nov. 12) in place of injured starter Freddie Burden ... Helped Yellow Jackets rush for 309 yards in 30-20 win over 18th-ranked Hokies ... Also saw significant action in Jackets' 33-18 TaxSlayer Bowl win over Kentucky (Dec. 31) after Burden left the game due to injury.

High School: Named first-team all-state and Calhoun Times Gordon County Co-Defensive Player of the Year after recording 78 tackles, 22 tackles for loss and 12 sacks during final high-school campaign ... Helped lead Sonoraville H.S. (coach Jim Kremer) to an 8-4 overall record and first state playoff win in school history as a senior ... Totaled 152 total tackles (69 solo) and six sacks as a junior ... Versatile athlete was also a member of Sonoraville's basketball, wrestling and track and field teams over the course of his prep career ... Was state runner-up in heavyweight class as a senior to cap his first-ever season as a wrestler.

Personal: Is the youngest of three siblings ... Hobbies include fishing ... Started playing football at age 5 ... Majoring in business administration.



6

DAVID CURRY

LB • 6-2 • 230 • r-Sr.
Buford, Ga./Buford

2019 (Redshirt Junior): All-ACC Honorable Mention ... Started all 12 games at inside linebacker ... Led the team with 97 tackles (54 solo) on the season ... Ranked tied for eighth in the ACC and 53rd nationally with 8.1 tackles per game ... Recorded at least three tackles in every game and was one of just eight ACC players with four double-digit tackle games ... His four double-digit tackle games were the most since Julian Burnett in 2005 ... Also finished with 6.0 tackles-for-loss for 16 yards and 2.0 sacks for 9 yards ... Forced two fumbles on the year and recovered one ... Also intercepted one pass for eight yards, hurried a quarterback and broke up three passes to complete the stat sheet ... Was one of just seven Power Five players and one of 16 Division I FBS players with at least 97 tackles, an interception and a fumble recovery in 2019 ... First crossed double-digits against The Citadel (Sept. 14), when he tallied 14 tackles, 1.0 sacks for 4 yards and intercepted a pass ... Registered a career-high 16 tackles (eight solo) against North Carolina (Oct. 5), the most by a Tech defender since Morgan Burnett had 16 in 2009 ... Took down 10 offensive players and forced his first fumble of his career against Pitt (Nov. 2) ... Recorded nine tackles the next week at Virginia (Nov. 9), including 2.0 tackles-for-loss for 6 yards and 1.0 sacks for 5 yards ... Totaled 11 tackles (eight solo) and 1.0 tackles for loss in the primetime Thursday night game against NC State (Nov. 21) ... Forced his second fumble of the season against then-No. 4 Georgia (Nov. 30) ... Tallied 63 tackles over the Yellow Jackets' final six home games of the season ... Joined Charlie Thomas and Tariq Carpenter in becoming the first Georgia Tech trio since 2012 to record more than 60 tackles apiece in a single season ... An ACC Honor Roll member.

2018 (Redshirt Junior): Appeared in all 13 games and made 12 starts at inside linebacker ... Ranked sixth on the team with 47 tackles ... Registered at least one tackle in every game and made multiple stops in 12-of-13 ... Opened the season with four tackles and a fumble recovery that he returned 15 yards for a touchdown in shutout win over Alcorn State (Sept. 1) ... Had six tackles at USF (Sept. 8) but was ejected from the game due to a targeting penalty in the second half, a turning point in Georgia Tech's 49-38 loss ... Was forced to sit out of the first half at Pitt (Sept. 15) due to the previous week's targeting call but returned to make two tackles in the second half of the defeat ... Was in on a sack against

Clemson (Sept. 22) ... Had five tackles and a quarterback hurry in rout at Louisville (Oct. 5) ... Recorded a career-high seven stops in win at North Carolina (Nov. 3) ... Had six tackles in Quick Lane Bowl vs. Minnesota (Dec. 26).

2017 (Redshirt Sophomore): Sustained a lower-body injury during fall camp and missed the entire season.

2016 (Redshirt Freshman): Appeared in all 13 games with one start at outside linebacker (Sept. 17 vs. Vanderbilt) ... Finished the season with 12 tackles ... Ranked second on the team with four special-teams tackles (two on kickoffs, two on punts) ... Matched a career high with three tackles at Pittsburgh (Oct. 8) and Virginia Tech (Nov. 12).

2015 (True Freshman): Redshirted.

High School: Three-year letterwinner ... Team captain as senior while leading Buford to three-straight state titles ... Buford was 58-2 in four years ... 2014 all-county, all-state first team selection and region defensive player of the year ... Also played receiver, punter and punt returner ... Led Buford with 75 tackles along with nine pass breakups, two interceptions and two punt returns for touchdown as senior ... Coached by Jess Simpson, who is now defensive line coach at ACC rival Miami ... Lettered three years in track for head coach David Snell ... Team captain all three years ... Was 2013 Georgia state pole vault champion.

Personal: Has two older brothers and one younger sister ... Father, Buddy, was two-time All-Pro linebacker for Atlanta Falcons and 1980 NFL Defensive Rookie of the Year ... Brother, Justin, was drafted by Cincinnati Reds out of high school ... Brother, Jessel, played football at Auburn in 2009-11 and Delaware in 2011-14 ... Received a bachelor's degree in economics and is currently pursuing a master's degree in economics.

CAREER HIGHS

Tackles: 16 vs. North Carolina (Oct. 5, 2019)

Solo Tackles: 8 vs. North Carolina (Oct. 5, 2019)

Sacks: 1.0, twice - last at Virginia (Nov. 9, 2019)

Tackles for Loss: 2.0 at Virginia (Nov. 9, 2019)

Pass Breakups: 1, 3x - last vs. No. 4 Georgia (Nov. 30, 2019)

Interceptions: 1, twice - last vs. The Citadel (Sept. 14, 2019)


Fumbles Forced: 1, twice - last vs. No. 4 Georgia (Nov. 30, 2019)

Fumbles Recovered: 1, twice - last vs. USF (Sept. 7, 2019)

Touchdowns: 1 vs. Alcorn St. (Sept. 1, 2018)

CAREER STATISTICS**DEFENSIVE**

YR	G-GS	UT	AT	TT	TFL	PD	FF/FR	INT	QBH
2015					— Redshirt —				
2016	13-1	6	6	12	0.0-0	0	0/0	0	0
2017	0-0	0	0	0	0.0-0	0	0/0	0	0
2018	13-12	28	19	47	0.5-3	1	1/0	1	1
2019	12-12	54	43	97	6.0-15	4	2/1	1	2
Total	38-25	88	58	156	6.5-18	5	3/1	2	3



78

JACK DEFOOR

OL • 6-5 • 310 • r-Sr.
Calhoun, Ga./Calhoun (Ole Miss)

2019 (Redshirt Junior, Georgia Tech): All-ACC Honorable Mention ... Appeared in all 12 games, making 11 starts at left guard ... Helped Georgia Tech run for 207 yards (its second-highest rushing total of the season) against a Miami (Fla.) team that then-ranked No. 7 nationally in rushing defense (77.7 rushing yards per contest) ... During a three-game stretch from Oct. 19-Nov. 9, Tech faced the teams that ranked first (Pitt), fourth (Miami) and eighth (Virginia) nationally in sacks and the offensive front allowed just five total sacks in those three games, including none against Virginia ... Helped Georgia Tech refuse to surrender a sack in two of the final four games.

2018 (Redshirt Sophomore, Georgia Tech): Appeared in nine games on special teams and as a reserve offensive lineman in first season as a Yellow Jacket.

2016-17 (Ole Miss): Appeared in four games as a reserve offensive lineman in 2018 ... Made his collegiate debut in season opener against South Alabama (Sept. 2) ... Also saw time against Tennessee-Martin (Sept. 9), Vanderbilt (Oct. 14) and Louisiana-Lafayette (Nov. 11) ... Redshirted as a true freshman in 2016 ... Named National Football Foundation freshman scholar-athlete.

High School: Rated as a three-star prospect by ESPN, *247Sports*, *Rivals* and *Scout* ... Ranked as the No. 28 offensive guard in the nation and the No. 42 overall recruit in the state of Georgia by ESPN ... First-team all-state honoree ... Named to *Chattanooga Times Free Press* "Dandy Dozen" team ... Helped lead Calhoun to a 28-1 overall record, back-to-back state championship game appearances and the 2016 Georgia AAA title over his final two prep seasons (2015 and 2016) ... Coached by Hal Lamb ... Also lettered in basketball and track and field and helped lead Calhoun to region championships in both sports.

Personal: Member of Dean's List at Ole Miss ... Majoring in business administration.



83

DYLAN DEVENEY

TE • 6-6 • 258 • So.
Medford, N.J./The Hun School

2019 (True Freshman): Appeared in 12 games, making two starts at tight end – Virginia Tech (Nov. 16) and against then-No. 4 Georgia (Nov. 30) ... Finished with six receptions for 48 receiving yards on the season ... Averaged 8 yards per reception ... Made his first collegiate catch against South Florida (Sept. 8) for no gain ... Also hauled in an 11-yard reception against North Carolina (Oct. 5) and a 10-yard catch at Miami (Fla.) (Oct. 19) ... Caught a career-long 13-yard pass at Virginia (Nov. 9) ... Recorded two receptions for 14 yards.

High School: Rated as a three-star prospect by ESPN and *247Sports* ... Tabbed as the No. 28-ranked tight end prospect in the nation by ESPN ... Standout basketball and baseball player who had Division I offers in both sports, he didn't begin playing football until midway through his senior season at Shawnee H.S. in 2017 ... In five games with Shawnee in '17, caught six passes for 94 yards ... Utilized a postgraduate year at The Hun School in 2018 and hauled in 12 passes for 282 yards and one

touchdown in six games ... Averaged 23.5 yards per reception ... Scored more than 1,000 points in three high-school basketball seasons, averaging 17.6 points per game ... Struck out more than a batter per inning as a senior pitcher on the baseball diamond.

Personal: Majoring in business administration.

CAREER HIGHS

Receptions: 2 vs. Virginia Tech (Nov. 16, 2019)
Receiving Yards: 14 vs. Virginia Tech (Nov. 16, 2019)
Longest Reception: 13 at Virginia (Nov. 9, 2019)

CAREER STATISTICS

RECEIVING

YR	G-GS	NO.	YDS	TD	LG	Rec./G	Avg/C	Avg/G
2019	12-2	6	48	0	13	0.5	8.0	4.0
Total	12-2	6	48	0	13	0.5	8.0	4.0



52

JUSTICE DINGLE

DL • 6-3 • 280 • r-So.
Bowling Green, Ky./Bowling Green

2019 (Redshirt Freshman): Made 11 appearances, including his first college start at defensive end in the home opener against South Florida (Sept. 7) ... The Yellow Jackets' top ball hawk, led the team with three fumble recoveries ... Also finished with six tackles (five solo) on the season, including an 8-yard sack ... Started the season by recovering a fumble (first of his career) on the third drive at then-No. 1 Clemson (Aug. 29) in the season opener ... Talled a career-high two tackles at Duke (Oct. 12) ... Recorded his second fumble recovery to start the second quarter at Pitt (Nov. 2) ... Grabbed his second fumble recovery in the second quarter against then-No. 4 Georgia (Nov. 30) before also recording an 8-yard sack in the final drive of the first half to keep UGA out of the redzone.

2018 (True Freshman): Redshirted due to only seeing action in four games, the first four contests of the year vs. Alcorn State (Sept. 1), at USF (Sept. 8), at Pitt (Sept. 15) and vs. Clemson (Sept. 22) ... Recorded one tackle at USF ... Was one of 13 true freshmen to see game action for the Yellow Jackets.

High School: Rated as a four-star prospect by *Rivals* ... No. 2-ranked player in his class in the state of Kentucky and the No. 18-ranked inside linebacker in the nation, according to *Rivals* ... Listed as the nation's No. 16-ranked inside linebacker by ESPN ... Two-time all-state honoree ... Two-time first-team all-district selection ... Nominated for Army All-American Game, Dick Butkus Award (national high school Linebacker of the Year) and Kentucky's Mr. Football award as a senior ... Selected to participate in Kentucky/Tennessee Border Bowl, Kentucky Best of Bluegrass all-star game and Army All-American Combine ... Helped lead Bowling Green to state championship as a junior in 2016 ... Two-time team captain ... Honor roll student ... Coached by Kevin Wallace ... Played first two prep seasons at Oakland H.S. in Murfreesboro, Tenn. (coached by Kevin Creasy and Tommy McDaniel) ... Helped lead Oakland to a pair of district championships as a freshman and sophomore (2014 and 2015) ... Also lettered in track and field and basketball.

Personal: Has a younger brother ... Born in Manning, S.C. ... Active in Fellowship of Christian Athletes and as a volunteer for Nashville Bridge Ministry ... Majoring in business administration.



CAREER HIGHS

Tackles: 2 at Duke (Oct. 12, 2019)

Solo Tackles: 1, three times - last at Duke (Oct. 12, 2019)

Tackles for Loss: 1.0 vs. No. 4 Georgia (Nov. 30, 2019)

Sacks: 1.0 vs. No. 4 Georgia (Nov. 30, 2019)

Fumbles Recovered: 1, 3x - last vs. No. 4 Georgia (Nov. 30, 2019)

CAREER STATISTICS

DEFENSIVE

YR	G-GS	UT	AT	TT	TFL	PD	FF/FR	BLK	QBH
2019	11-1	5	1	6	1.0-8	0	0/3	0	0
Total	11-1	5	1	6	1.0-8	0	0/3	0	0



42

JORDAN DOMINECK

DL • 6-3 • 247 • r-So.
Lakeland, Fla./George Jenkins

2019 (Redshirt Freshman): Appeared in seven games, including starting the final three games of the season at defensive end ... Despite limited action, finished fourth among defensive linemen with 25 tackles (12 solo) ... Finished with 3.5 tackles-for-loss for 19 yards, including 16 yards off 1.5 sacks ... Came up with a huge 11-yard sack in the third quarter at Miami (Fla.) (Oct. 12) en route to an eventual 28-21 overtime victory ... Recorded seven tackles (six assisted) at Virginia (Nov. 9) ... Took down five offensive players (three solo) against Virginia Tech (Nov. 16), including 1.0 tackles for loss for 6 yards and 0.5 sack for 5 yards ... Exploded for a career-high 10 tackles (five solo) in the primetime game against NC State (Nov. 21), where he also totaled a career-high 1.5 tackles-for-loss for 2 yards.

2018 (True Freshman): Redshirted due to only seeing action in three games, the first three contests of the year vs. Alcorn State (Sept. 1), at USF (Sept. 8) and at Pitt (Sept. 15) ... Recorded five tackles in three games ... Registered four tackles in extensive action at USF ... Had one stop at Pitt ... Was one of 13 true freshmen to see game action for the Yellow Jackets.

High School: Rated as a three-star prospect by ESPN, *247Sports/Scout* and *Rivals* ... Named honorable-mention all-state and Polk County defensive MVP as a senior ... Three-time first-team all-county selection ... Set school record with 25 sacks as a senior ... Three-year team captain ... Selected to play in Blue-Grey All-American game and Best of Florida all-star game ... Named defensive MVP and overall MVP of Best of Florida all-star game ... Coached by Christopher Canning ... Terrific athlete was also a four-year letterwinner/three-year captain in basketball and a three-year letterwinner in track and field ... Honor roll student.

Personal: Middle of three siblings ... Father, James, played football at Bethel College (1987) before transferring to Florida for two seasons (1988-89) ... Majoring in business administration ... Aspires for a career in medicine.

CAREER HIGHS

Tackles: 10 vs. NC State (Nov. 21, 2019)

Solo Tackles: 5 vs. NC State (Nov. 21, 2019)


Tackles for Loss: 1.5 vs. NC State (Nov. 21, 2019)

Sacks: 1.0, twice - last vs. Virginia Tech (Nov. 16, 2019)

CAREER STATISTICS

DEFENSIVE

YR	G-GS	UT	AT	TT	TFL	PD	FF/FR	BLK	QBH
2018	3-0	4	1	5	0.0-0	0	0/0	0	0
2019	7-3	12	13	25	3.5-19	0	0	0	2
Total	10-3	16	14	30	3.5-19	0	0/0	0	2



99

D'QUON DOUSE

DL • 6-2 • 305 • r-Fr.
Savannah, Ga./Calvary Day School

2019 (True Freshman): Redshirted ... An ACC Honor Roll member.

High School: Rated as a three-star prospect by ESPN, *247Sports* and *Rivals* ... Three-time all-region honoree, earning the recognition on defense as a junior and senior and on offense as a sophomore (tight end) ... Also tabbed as a second-team all-region selection as a sophomore on defense ... Two-time all-Greater Savannah honoree ... Named to WJCL-TV's preseason Big 22 team prior to his senior season, which recognizes the top 22 players across southeast Georgia and the South Carolina Low Country ... Four-year letterwinner ... Served as team captain as a senior ... Coached by Mark Stroud ... Also a three-year letterwinner and two-year captain in basketball ... Named all-region on the hardwood as a junior ... Outstanding student was named to Calvary Day's Principal's List (95 or higher in all classes) three different semesters.

Personal: Majoring in biomedical engineering and aspires to become a doctor after the conclusion of his football career ... Is the youngest of four siblings (all brothers) ... Brothers Dontre' and D'Qavis both played football at Savannah State.



32

DEVIN ELLISON

RB • 5-9 • 200 • r-Fr.
Jacksonville, Fla./Bartram Trail

2019 (True Freshman): Redshirted ... Appeared in one game, against Virginia Tech (Nov. 16) ... An ACC Honor Roll member.


High School: Rated as a three-star prospect by ESPN, *247Sports* and *Rivals* ... Set school records with 3,345 rushing yards and 45 rushing touchdowns during four-year prep career ... Two-time all-state honoree ... Named to *Florida Times-Union's* Super 24 team as a senior ... Three-time all-county selection ... Three-year team captain ... Helped lead Bartram Trail to district and regional championships, as well as 7A state runner-up finish as a junior in '17 ... Coached by Darrell Sutherland ... Graduated magna cum laude (4.1 GPA) ... Honor-roll student throughout high school ... Two-time academic letterwinner.

Personal: Two-year member of Saint Johns County Pursuing Victory honor council and Bartram Trail Athletic Leadership Council ... Also active in the community with more than 100 service hours at various non-profit organizations ... Traveled to the Dominican Republic as part of a mission trip with his church ... Cousin, Darian Stewart, played football at South Carolina and in the NFL for nine seasons with the Denver Broncos ... Majoring in biology ... plans to pursue career in sports medicine after football.



CAREER HIGHS

Tackles: 2 at Temple (Sept. 28, 2019)
Solo Tackles: 1 at Temple (Sept. 28, 2019)



38 CORNELIUS EVANS

LB • 6-4 • 230 • r-Fr. Lawrenceville, Ga./Central Gwinnett

2019 (True Freshman): Redshirted.

High School: Rated as a three-star prospect by 247Sports and Rivals ... Registered 85 tackles, seven sacks, an interception and a forced fumble en route to all-county and all-region recognition as a senior ... three-year letterwinner ... Two-year captain ... Coached by Todd Wofford ... Also earned two letters in basketball ... Scored 30 points in a game during freshman season on the hardwood.

Personal: Brother, Donta, is a junior linebacker at Ole Miss ... Originally from Orangeburg, S.C. ... Majoring in business administration.



11 MARQUEZ EZZARD


WR • 6-2 • 210 • r-So. Atlanta, Ga./Stockbridge (Miami, Fla.)

2019 (Redshirt Freshman, Georgia Tech): Sat out the season per NCAA transfer rules.

2018 (Miami): Redshirted as a true freshman due to seeing action in only three games ... Caught two passes for 24 yards.

High School: Rated as a four-star prospect by 247Sports, Rivals and ESPN coming out of Stockbridge H.S. in 2018 ... Becomes the first four-star wide receiver (247Sports) to attend Georgia Tech since Calvin Johnson in 2004 ... Rated as the No. 31 player in Georgia by Rivals ... tabbed as the No. 18 athlete and the No. 39 player in the state of Georgia by 247Sports ... Four-year high-school letterwinner ... Hauled in 175 receptions for 3,302 yards and 38 touchdowns over four prep seasons ... Caught 46 passes for 1,023 yards and 13 touchdowns as a senior in 2017, helping lead Stockbridge to Georgia 5A state quarterfinals ... Coached at Stockbridge by Kevin Whitley.

Personal: Majoring in literature, media and communication.



85 HINSON FOWLER

DL • 6-1 • 287 • r-So. Augusta, Ga./Augusta Prep

2019 (Redshirt Freshman): Saw game action against then-No. 4 Georgia (Nov. 30) ... Recorded a solo tackle in the game ... An ACC Honor Roll member.

2018 (True Freshman): Redshirted ... An ACC Honor Roll selection.

High School: Named all-state as a junior in 2016 ... Two-time all-area and all-region honoree ... Selected to participate in 2016 CSRA Junior

Bowl ... Two-year team captain ... Coached by Harry Bacheller.

Personal: Has seven siblings ... Began playing football at age 6 ... Majoring in business administration.

CAREER HIGHS

Tackles: 1 vs. No. 4 Georgia (Nov. 30, 2019)
Solo Tackles: 1 vs. No. 4 Georgia (Nov. 30, 2019)



34 KHATAVIAN FRANKS

LB • 6-2 • 215 • Fr. Fairburn, Ga./Creekside

Before Tech: Rated as a three-star prospect by Rivals, 247Sports and ESPN ... Tabbed as the No. 59-ranked outside linebacker in the nation by Rivals and the No. 75 overall player in the state of Georgia by ESPN ... Recorded 275 tackles, 28 tackles for loss and 22 sacks for his high school career, including 158 tackles, 21 tackles for loss and 18 sacks as a senior ... Named 2020 GSWA Class AAAAAA All-State ... Named 2019 Region 5-AAAAAA co-Player of the Year ... High school teammate of fellow Georgia Tech signee Tyson Meiguz - together, the defensive line tandem were known as Creekside's "Twin Towers" ... Coached by Maurice Dixon.

Personal: Majoring in psychology.



46 HENRY FREER

LS • 6-0 • 200 • Fr. College Park, Ga./Woodward Academy

High School: Three-year letterwinner at Woodward ... Was primary long snapper during team's back-to-back 4AAAA regional championships in 2016, 2017 ... Multisport athlete, also lettered two years at first base in baseball ... Helped team make back-to-back 4AAAA regional championships (2017, 2018), making state quarterfinals both years.

Personal: Majoring in chemical and biomolecular engineering with aspirations of being a chemical engineer ... Has two younger brothers ... Father, Chris, played football at Davidson (1990-94).



63 SCOTTY FULGHAM

OL • 6-3 • 303 • r-Fr. Tuscaloosa, Ala./Tuscaloosa Academy

2019 (True Freshman): Redshirted.

High School: Three-year letterwinner at Tuscaloosa Academy, becoming a captain by his senior year ... Played all three years on the offensive line ... Was named to the AISA and NAAPS All-Star Games.

Personal: Has four siblings - one brother, three sisters ... Majoring in biology ... Aspires to become an orthopedic surgeon.



47 CLIFF GANDIS

PK/P • 6-1 • 218 • r-So.
Greer, S.C./Christ Church Episcopal

2019 (Redshirt Freshman): Did not see game action ... An ACC Honor Roll member.

2018 (True Freshman): Redshirted ... An ACC Honor Roll selection.

High School: Named South Carolina Specialist of the Year as a senior in 2017 by S.C. Football Coaches Association ... Two-time all-region selection ... Ranked as high as No. 3 nationally among place kickers by prokicker.com ... Kicked a school-record 54-yard field goal as a senior (Sept. 29, 2017 vs. St. Joseph's) ... Played wide receiver in addition to handing place-kicking and punting duties ... Was a part of Christ Church Episcopal state championship team in 2014 ... Coached by Don Frost ... Versatile athlete also played four seasons of soccer and three seasons of basketball as a prep ... Was a two-time team captain in soccer and earned all-state and all-region recognition in 2016 ... Excellent student and school leader was student-council president for three years and member of high honor roll, National Spanish Honor Society, Spanish club and math club throughout his high-school career ... Also won Vanderbilt Book Award as a junior and was a National Merit finalist.

Personal: Oldest of three siblings ... Father, John, wrestled at NC State ... Didn't begin playing football until high school and didn't begin kicking until sophomore season (attended first kicking camp in the summer following his freshman year) ... Chose Georgia Tech for "unparalleled quality of academic and athletic opportunity" ... Enjoys being involved in Greek Orthodox Church and reading John Grisham novels ... Majoring in chemical and biomolecular engineering ... Wishes to participate in cancer research.




21 JAHMYR GIBBS

RB • 5-11 • 200 • Fr.
Dalton, Ga./Dalton

Before Tech: Rated as a four-star prospect by Rivals, 247Sports and ESPN ... A member of the prestigious Rivals250, 247Sports 247 and ESPN 300 lists ... Tabbed as the No. 2-ranked all-purpose running back in the nation and No. 10-ranked player in the state of Georgia by Rivals ... Is the fifth-highest-rated recruit in Georgia Tech history, according to 247Sports ... Named Georgia's 6-A 2020 Offensive Player of the Year and first-team all-state honoree ... Named first-team All-American by Sports Illustrated as a senior in 2019 ... Participated in the prestigious 2020 All-American Bowl in San Antonio ... Georgia's 2019 6-A Offensive Player of the Year and first-team all-state honoree ... Also named 2019 Region 6-AAAAA Player of the Year ... Ran for 4,882 yards and 70 touchdowns during his prep career, including 2,554 yards and 40 touchdowns as a senior ... Set a Chattanooga metro area record with 420 rushing yards and scored eight touchdowns in just three quarters in a 62-10 win over Ringgold as a senior in 2019 ... Coached by Matt Land.

Personal: Majoring in history, technology and society.



16 TUCKER GLEASON

QB • 6-3 • 225 • Fr.
Tampa, Fla./Plant

High School: Rated as a three-star prospect by Rivals, 247Sports and ESPN ... Tabbed as the No. 26 pro-style quarterback in the nation by ESPN ... Threw for more than 3,000 yards and 33 touchdowns in two seasons at Plant H.S., including 2,001 yards and 27 touchdowns as a junior in 2018 ... Became the second player in Plant history to throw for 2,000 yards and rush for 1,000 yards in a single-season as a junior ... Is also the second-leading rusher by a quarterback in Plant history despite playing only two seasons at the school (transferred to Plant prior to junior season after playing first two seasons at East Lake H.S.) ... Named second-team all-state, first-team all-county and to MaxPreps' underclass all-America team following prolific junior campaign in 2018 ... Named all-county as a senior ... Will be inducted into Plant's Hall of Fame in 2020 ... Team captain ... Received invitation to play in prestigious Blue-Gray All-American Bowl ... Coached by Robert Weiner ... Honor roll student.

Personal: Majoring in computational media with aspirations of being a TV broadcaster ... Father, Jim, played linebacker and kicker at MIT (1990-92) ... Brother, Jared, played offensive line at Stetson (2014) ... Brother, Thad, played long snapper at Colorado (2017).

IN MEMORIAM



7 BRYCE GOWDY

WR • 6-3 • 210 • Fr.
Deerfield Beach, Fla./Deerfield Beach

Personal: Born Jan. 29, 2002; Died Dec. 31, 2019 ... Was a standout wide receiver at Deerfield Beach High School ... Helped lead Deerfield Beach to 30 wins over the past three seasons, including a 10-4 record and appearance in state quarterfinals as a senior in 2019 and a 12-2 record and the state semifinals as a junior in 2018 ... Rated as a four-star prospect by Rivals, 247Sports and ESPN ... A member of the prestigious Rivals250 list ... Tabbed as the No. 37-ranked wide receiver in the nation and the No. 33-ranked player in the state of Florida by Rivals ... Ranked as one of the top 25 recruits in Georgia Tech history by 247Sports ... Coached by Jevon Glenn.



4 JAMES GRAHAM

QB • 6-1 • 195 • r-So.
Fitzgerald, Ga./Fitzgerald

2019 (Redshirt Freshman): Appeared in 11 games, including starting the final eight at quarterback ... Finished 87-for-197 for 1,164 passing yards, 12 touchdowns and seven interceptions ... Averaged 105.8 passing yards per game ... Finished among the top 10 in the country for touchdown passes by freshmen ... First Georgia Tech quarterback to throw for 1,000 yards in a single season since Justin Thomas in 2016 and first freshman to accomplish the feat since Reggie Ball in 2003 ... Threw his first collegiate touchdown in the season-opener against then-No. 1 Clemson (Aug. 29), finishing 4-for-7 for 72 yards ... Threw his first 100-yard game at Temple (Sept. 28), finishing 10-for-24 with one interception ... Became the first Tech freshman to throw multiple touchdown passes

in a game since Reggie Ball in 2003 when he threw two against North Carolina (Oct. 5), finishing 11-for-24 for 171 yards and two interceptions ... Amassed 206 passing yards on 15-for-35 passes and one touchdown ... Became the first Tech quarterback since 2007 and one of only five Yellow Jackets since 2000 to complete at least 15 passes multiple times in a single season – 15 at Duke (Oct. 12), 15 at Virginia (Nov. 9) ... Threw at least one touchdown in five-straight games – two vs. North Carolina (Oct. 5), one at Duke (Oct. 12), one at Miami (Fla.) (Oct. 19), one vs. Pitt (Nov. 2) and two at Virginia (Nov. 9) ... Recorded a career-high 229 passing yards at Virginia (Nov. 9) off 15-for-22, including a career-long 59-yard touchdown pass to Ahmarean Brown on the fourth play of the game ... Threw a career-high three touchdowns and ran for a career-high 112 rushing yards in the nationally televised primetime win over NC State (Nov. 21) – most passing touchdowns by a Tech quarterback since 2017 ... Finished the season with 290 rushing yards on 99 carries for three touchdowns.

2018 (True Freshman): Appeared in three games as the Yellow Jackets' third-straight quarterback – vs. Duke (Oct. 13), at Virginia Tech (Oct. 25) and at Georgia (Nov. 24) ... Redshirted due to only seeing action in three games ... Ran five times for 27 yards, including two carries for 25 yards in the final minutes of the Yellow Jackets' rout at Virginia Tech ... Completed his only pass of the season, a 22-yard connection on a throwback to QB TaQuon Marshall at Georgia ... Was one of only 13 true freshmen, including just three on the offensive side of the ball, to see action for Georgia Tech in 2018.

High School: Rated as a four-star prospect by ESPN, *247Sports/Scout* and *Rivals* ... Ranked as the nation's No. 17 athlete in his class by *247Sports/Scout* and Georgia's No. 33 overall player by *Rivals* ... Three-time all-region honoree ... Named preseason all-state by the Atlanta Journal-Constitution prior to his senior season in 2017 ... First-team all-state honoree following his junior campaign in 2016 ... Earned first-team Georgia 1-2A all-region as a senior in 2017 despite missing part of the season due to injury ... Quarterbacked Fitzgerald to a 26-4 combined record over his sophomore and junior seasons, leading the team to the 2A state championship in 2015 and a runner-up finish in 2016 ... Named first-team all-state and the region's Offensive Player of the Year in 2016 after throwing for 1,725 yards, running for 956 and accounting for 39 touchdowns as a junior ... First-team all-region and honorable-mention all-state selection as a sophomore ... Coached by Tucker Pruitt ... Also lettered in basketball and track.

Personal: Enjoys game fishing ... Majoring in literature, media and communication.

CAREER HIGHS

- Rushing Attempts:** 14 vs. NC State (Nov. 21, 2019)
- Rushing Yards:** 112 vs. NC State (Nov. 21, 2019)
- Longest Rush:** 26 vs. NC State (Nov. 21, 2019)
- Rushing TDs:** 1, 3x - last vs. NC State (Nov. 21, 2019)
- Pass Attempts:** 35 at Duke (Oct. 12, 2019)
- Pass Completions:** 15, twice - last at Virginia (Nov. 9, 2019)
- Passing Yards:** 229 at Virginia (Nov. 9, 2019)
- Longest Pass:** 59 at Virginia (Nov. 9, 2019)
- Passing TDs:** 3 vs. NC State (Nov. 21, 2019)

CAREER STATISTICS

PASSING									
YR	G-GS	CMP	ATT	YDS	PCT	TD	INT	LG	
2018	3-0	1	1	22	100.0	0	0	22	
2019	11-8	87	193	1,164	45.1	12	7	59	
Total	14-8	88	194	1,186	45.4	12	7	59	

RUSHING

YR	G-GS	ATT	YDS	TD	LG	Avg/C	Avg/G
2018	3-0	5	27	0	13	5.4	9.0
2019	11-8	99	290	3	26	2.9	26.4
Total	14-8	104	317	3	26	3.0	22.6



76

WING GREEN

OL • 6-7 • 305 • Fr.
Leesburg, Ga./Lee County

High School: Rated as a three-star prospect by *Rivals*, *247Sports* and *ESPN* ... Tabbed as the No. 71-ranked offensive tackle in the nation by *ESPN* ... First-team all-region honoree ... Helped lead Lee County to a 40-4 record over his last three seasons and back-to-back Georgia 6A state championships as a sophomore and junior in 2017 and 2018 ... Selected to participate in Offense-Defense All-American Bowl, the Blue-Gray All-American Bowl and the Georgia-Florida All-Star Game ... Coached by Dean Fabrizio.

Personal: Majoring in civil engineering.



22

JAMIOO GRIFFIN

RB • 5-10 • 218 • So.
Rome, Ga./Rome

2019 (True Freshman): Appeared in nine games ... Finished second on the team among running backs with 137 rushing yards on 37 carries ... Averaged 3.4 yards per attempt and 13.9 yards per game ... Broke out for six carries for 20 yards at Temple (Sept. 28) ... Also tallied 21 yards off a career-high eight carries at Miami (Fla.) (Oct. 19), while also taking his first-career reception for 5 yards ... Posted 68 rushing yards over his last three appearances – two carries for 21 yards vs. Virginia Tech; six carries for 14 yards vs. NC State (Nov. 21); and six carries for a career-high 33 yards, including a career-long 16-yard rush in the fourth quarter against then-No. 4 Georgia (Nov. 30) ... Also hauled in a 6-yard reception against Georgia (Nov. 30) ... Finished with 136 all-purpose yards on the season ... Tallied one solo tackle against Virginia Tech (Nov. 16).

High School: Rated as a four-star prospect by *247Sports* and *Rivals* ... First-team all-America selection by *USA Today* as a senior in 2018 ... 2018 Gatorade Georgia Player of the Year ... 2018 Georgia 5A Offensive Player of the Year ... One of 10 nominees for *MaxPreps* 2018 National Player of the Year ... Nominated for the *USA Today Super 25 Top Star* poll as a senior, which highlights the top high-school football players in the nation ... Three-time all-state performer – first-team as a senior in 2018 and second-team as a junior in '17 and as a sophomore in '16 ... Three-time all-region honoree ... Rushed for an impressive 6,400 yards on 781 carries for 104 touchdowns over the course of his prep career ... Also hauled in 40 receptions for 563 yards and seven touchdowns ... Finished his high-school career with 7,569 all-purpose yards and 113 total touchdowns ... Eclipsed the 1,000-yard rushing mark in each of his final three seasons of play ... Ran for 2,815 yards – the fifth-highest single-season total in Georgia history – on 288 carries with 38 touchdowns (all career highs) as a senior in 2018 ... Averaged 201.1 rushing yards per game and 9.8 yards per carry during his senior campaign ... Also tallied 11 receptions for 169 yards and two touchdowns as a senior ... Named the Touchdown Club of Atlanta's Back of the Week after running for 339 yards and two TDs on 24 carries in a 62-14 win over East Paulding



... As a junior, rushed 178 times for 1,276 yards and 28 touchdowns ... Hauled in a career-high 213 receiving yards on 13 receptions during junior campaign ... As a sophomore, gained 1,443 yards and scored 25 touchdowns on 201 carries ... Notched career highs with 14 receptions and four receiving touchdowns as a sophomore ... Also performed kick- and punt-return duties, amassing 241 yards total between the two ... Four-year letterwinner ... Coached by John Reid.

Personal: Is one of five siblings ... Brother, Ja'Quon, is a redshirt freshman defensive lineman at Georgia Tech ... Brother, Jaylen, is a sophomore linebacker at Virginia Tech ... Brother, Ja'Kolbi, played defensive back at Georgia Military College ... Father, Tyrone, played football at UAB ... Majoring in business administration.

CAREER HIGHS

Rushing Attempts: 8 at Miami (Oct. 19, 2019)
Rushing Yards: 33 vs. No. 4 Georgia (Nov. 30, 2019)
Longest Rush: 16 vs. No. 4 Georgia (Nov. 30, 2019)
Receptions: 1, twice - last vs. No. 4 Georgia (Nov. 30, 2019)
Receiving Yards: 6 vs. No. 4 Georgia (Nov. 30, 2019)
Longest Reception: 6 vs. No. 4 Georgia (Nov. 30, 2019)

CAREER STATISTICS

RUSHING

YR	G-GS	ATT	YDS	TD	LG	Avg/C	Avg/G
2019	9-0	37	125	0	16	3.4	13.9
Total	9-0	37	125	0	16	3.4	13.9

RECEIVING

YR	G-GS	NO.	YDS	TD	LG	Rec./G	Avg/C	Avg/G
2019	9-0	2	11	0	6	0.2	5.5	1.2
Total	9-0	2	11	0	6	0.2	5.5	1.2



92

JA'QUON GRIFFIN

DL • 6-0 • 276 • r-SO.
Rome, Ga./Rome

2019 (Redshirt Freshman): Appeared in 11 games as a reserve defensive lineman ... Finished the season with 14 tackles (six solo), 3.0 tackles-for-loss off 2.5 sacks for 13 yards ... Also hurried the quarterback once and forced a fumble ... Recorded multiple tackles in three games – three vs. The Citadel (Sept. 14), two vs. North Carolina (Oct. 5) and four at Miami (Fla.) on Oct. 19 ... In addition to four tackles at Miami (Fla.), also made his first career sack for a loss of 4 yards and recovered a fumble in the endzone for a first-quarter touchdown ... Registered a tackle in five straight games – four at Miami (Fla.), one vs. Pitt (Nov. 2), one at Virginia (Nov. 9), one vs. Virginia Tech (Nov. 16), and one vs. NC State (Nov. 21) ... Talled a second sack on the season, this time for 5 yards at Virginia ... Also recorded a half-sack each at home against Virginia Tech and NC State.

2018 (True Freshman): Redshirted due to only seeing action in two games – wins over Alcorn State (Sept. 1) and North Carolina (Nov. 3) ... Recorded only two tackles of the season in the opener vs. Alcorn State ... Was one of 13 true freshmen to see game action for the Yellow Jackets.

High School: Rated as a three-star prospect by ESPN, *247Sports/Scout* and *Rivals* ... Three-time all-state honoree ... Three-time first-team all-region selection ... Named Region 7-5A Defensive Player of the Year as a senior ... Helped lead Rome H.S. to back-to-back Georgia 5A state championships as a junior and senior (2016, 2017) ... Recorded 6.5

sacks and 12 tackles for loss as a senior while anchoring a dominant Rome defense that allowed only 30 points in 15 games, en route to a perfect 15-0 record ... Three-year letterwinner ... Served as team captain as a senior ... Coached by John Reid.

Personal: Has five siblings ... Brother, Jamious, is a sophomore running back at Georgia Tech ... Brother, Jaylen, is a linebacker at Virginia Tech ... Brother, Ja'Kolbi, is a defensive back at Georgia Military College ... Father, Tyrone, played football at UAB ... Majoring in business administration.

CAREER HIGHS

Tackles: 3 vs. The Citadel (Sept. 14, 2019)
Solo Tackles: 2 vs. Alcorn State, Sept. 1, 2018
Fumble Recovery: 1 at Miami (Oct. 19, 2019)

CAREER STATISTICS

DEFENSIVE

YR	G-GS	UT	AT	TT	TFL	PD	FF/FR	BLK	QBH
2019	11-0	6	8	14	3.0-13	0	0/1	0	1
Total	11-0	6	8	14	3.0-13	0	0/1	0	1



18

PEJE' HARRIS

WR • 6-3 • 220 • r-SO.
Newnan, Ga./Newnan

2019 (Redshirt Freshman): Appeared in 10 games, making his lone start against Virginia Tech (Nov. 16) at wideout ... Recorded his first collegiate reception against Virginia Tech, hauling in a 4-yard catch ... An ACC Honor Roll member.

2018 (True Freshman): Redshirted.

High School: Rated as a three-star prospect by ESPN, *247Sports/Scout* and *Rivals* ... All-region and all-county honoree ... Caught 47 passes for 574 yards over his final two prep seasons, including 33 receptions for 448 yards and four touchdowns as a senior ... 78-yard touchdown catch in third game of his senior season was the longest reception in the state of Georgia that week ... Served as team captain as a senior ... Four-year letterwinner ... Coached by Chip Walker ... Also lettered in basketball and soccer ... Honor roll student maintained As and Bs throughout his high school career ... Served on student government.

Personal: Has two brothers ... Mother, Vera, played basketball at Southern Miss ... Father, Patrick, played football at Tennessee State ... Began playing football when he was 9 years old ... Majoring in literature, media and communication.

CAREER HIGHS

Receptions: 1 vs. Virginia Tech (Nov. 16, 2019)
Receiving Yards: 4 vs. Virginia Tech (Nov. 16, 2019)
Longest Reception: 4 vs. Virginia Tech (Nov. 16, 2019)

CAREER STATISTICS

RECEIVING

YR	G-GS	NO.	YDS	TD	LG	Rec./G	Avg/C	Avg/G
2019	10-1	1	4	0	4	0.1	4.0	0.4
Total	10-1	1	4	0	4	0.1	4.0	0.4



27 PRESSLEY HARVIN III

**P • 6-0 • 255 • Sr.
Alcolu, S.C./Sumter**

2019 (Junior): One of the nation's top weapons on special teams, Harvin ranked 17th nationally and fifth in the ACC with a 44.8-yard punting average — good for the fifth-best single-season punting average in school history, giving him two of the top-10 season marks in the Georgia Tech annals for his career ... Boomed 80 punts for 3,583 total yards — both good for third all-time in school history ... A career-high 18 of 80 punts, including 10 in the first four games of 2019, were downed inside the 20-yard line ... 26-of-80 punts traveled 50 yards or more ... Averaged at least 45 yards per punt six times in 12 games and 50 yards or more twice — 51.4 at Duke (Oct. 12), 45.5 at Miami (Fla.) (Oct. 19), 46.4 vs. Pitt (Nov. 2), 48.2 vs. Virginia Tech (Nov. 16), 50.5 vs. NC State (Nov. 21), and 45.2 vs. then-No. 4 Georgia (Nov. 30) ... His whopping 51.4-yards average at Duke (Oct. 12) ranked 16th in school history for single-game average ... Named ACC Specialist of the Week after he averaged 45.5 yards per punt and threw a 41-yard touchdown pass to Nathan Cottrell on a fake punt in Tech's 28-21 overtime win over Miami (Fla.) (Oct. 19) — the first completion of his career ... Harvin finished the season with a 774.4 pass-efficiency rating ... Amassed 434 punting yards on nine kicks against Virginia Tech (Nov. 16), ranking tied for ninth in school history ... Set two program records by punting 13 times for 587 yards against Georgia (Nov. 30) — the most since 1997.

2018 (Sophomore): Second-team all-ACC ... One of the nation's least-utilized weapons, Harvin would've led the ACC and ranked 16th nationally through the regular season with a 44.3-yard punting average, but with just 31 attempts fell fall short of the 3.6 punts per game needed to qualify for the NCAA's official statistical rankings ... Season average fell to 41.3 yards per punt after he uncharacteristically kicked four times for just 75 yards (18.8 avg.) in Quick Lane Bowl vs. Minnesota ... Sixteen of his 35 punts (including 14 of his last 21) were downed inside the 20-yard line, 10-of-35 traveled 50 yards or more and three of his booming punts were muffed, all of which were recovered by Georgia Tech and led directly to scores (two touchdowns and a field goal) ... Averaged at least 45 yards per punt seven times in 12 games — 48.0 vs. Alcorn State (Sept. 1), 48.5 vs. Clemson (Sept. 22), 53.0 vs. Bowling Green (Sept. 29) ... 46.2 vs. Duke (Oct. 13), 45.0 at North Carolina (Nov. 3), 47.3 vs. Miami (Nov. 10) and 46.7 vs. Virginia (Nov. 17) ... Averaged a whopping 47.7 yards per punt in six home games but just 34.6 yards per punt in six games away from home ... Played in only 12 games because he was the only healthy, non-redshirting player that did not see action in Georgia Tech's 66-31 romp at Louisville (Oct. 5).

2017 (True Freshman): Led all NCAA Division I true freshmen, ranked 16th overall nationally and was second in the ACC in punting average at 44.1 yards per punt ... 44.1-yard average was a Georgia Tech freshman record, breaking the 18-year-old record of 43.8 yards per punt (Dan Dyke — 1999) ... Fifth-best overall single-season punting average in school history ... Only the third FWAAs freshman all-American in GT history, joining place kicker Travis Bell (2004) and guard Will Jackson (2010) ... Became the first Georgia Tech freshman to be named all-ACC since Calvin Johnson (first-team WR) and Bell (second-team PK) in 2004 ... For the season, 16 of his 50 punts downed inside the 20-yard line (32 percent), 13-of-50 traveled 50-plus yards (26 percent) and just 21 were returned (42 percent) ... Opened his collegiate career by averaging 46 yards over three punts, including a 56-yarder that was downed at the 18-yard line, against Tennessee (Sept. 4) ... Two of his three punts were downed inside the 20-yard line in home debut against Jacksonville State (Sept. 9) ... Averaged 47.3 yards per punt (second-highest of the season) against North Carolina

(Sept. 30) ... Had 4-of-6 punts downed inside the 20-yard line, including a season-long 62-yarder, at Miami (Oct. 14) ... Averaged a season-high 51.5 yards per punt, including a 56-yarder, in win over Wake Forest (Oct. 21) ... In a driving rain at Clemson (Oct. 28), averaged 46.9 yards per punt with 5-of-9 traveling 50-plus yards ... In three games in October, averaged a whopping 46.9 yards over 17 punts with 7-of-17 traveling 50 yards or more and 7-of-17 downed inside the 20-yard line ... For the season, averaged 40 yards or more per punt in 10-of-11 games.

High School: Rated as a three-star prospect by ESPN, *247Sports* and *Rivals* ... Ranked as the No. 2 punter in the Class of 2017 by Kohl's Kicking Camps ... Nation's No. 4-ranked punter according to ESPN and *247Sports* ... Two-time all-state honoree ... Selected to play in Blue-Grey All-America Game and Shrine Bowl of the Carolinas ... Averaged 42.5 yards per punt with a long of 72 as a senior ... Led the state in punting average as a junior and senior ... Helped lead Sumter to four-straight district championships (2013-16), back-to-back regional championships (2015-16) and a state runner-up finish (2014) ... Coached by Mark Barnes ... Also earned four letters in track and field and helped lead Sumter to three-straight regional championships as a thrower ... Four-time academic letterwinner ... Graduated with a 3.8 grade point average.

Personal: Oldest of two siblings ... Began playing football at age seven ... An accomplished musician that plays multiple instruments and participated in region band two times, holding down first chair on both occasions ... Majoring in business administration ... Member of ACC academic honor roll.

CAREER HIGHS

Punt Attempts: 13 vs. No. 4 Georgia (Nov. 30, 2019)
Highest Punt Avg. (min. 2 att.): 51.5 vs. Wake Forest (Oct. 21, 2017)
Longest Punt: 62, twice - last at USF (Sept. 8, 2019)
Punt Yards: 587 vs. No. 4 Georgia (Nov. 30, 2019)
50+ Yard Punts: 5 at No. 7 Clemson (Oct. 28, 2017)
Punts Downed Inside 20: 4, twice - last at Virginia (Nov. 4, 2017)
Pass Attempts: 1, twice - last at Miami (Oct. 19, 2019)
Pass Completions: 1 at Miami (Oct. 19, 2019)
Pass Yards: 41 at Miami (Oct. 19, 2019)
Longest Receptions: 41 at Miami (Oct. 19, 2019)
Passing TDs: 1 at Miami (Oct. 19, 2019)


CAREER STATISTICS

PUNTING

YR	G-GS	ATT	YDS	AVG	TB	FC	I20	50+	BLK	LG
2017	11-0	50	2205	44.1	1	15	16	13	0	62
2018	12-0	35	1447	41.3	2	7	14	10	0	62
2019	12-0	80	3,583	44.8	7	22	18	26	1	58
Total	35-0	165	7,235	43.8	10	44	48	49	1	62

PASSING

YR	G-GS	CMP	ATT	YDS	PCT	TD	INT	LG
2019	12-0	1	1	41	100.0	1	0	41
Total	12-0	1	1	41	100.0	1	0	41



31 KEEGAN HEMINGWAY

**RB • 5-6 • 180 • r-Jr.
Boys, Md./Poolesville**

2019 (Redshirt Sophomore): Did not see game action ... An ACC Honor Roll member.



2018 (Redshirt Freshman): An ACC Honor Roll selection ... Did not see game action.

2017 (True Freshman): Redshirted.

High School: Was a three-year letterwinner as a running back and linebacker ... Served as team captain as a senior ... National Football Foundation Scholarship recipient ... Coached by Dave Murray ... Was also a lacrosse standout ... Earned first-team all-division honors as a face-off midfielder, was selected as team MVP and served as a two-year team captain in lacrosse ... Named Poolersville's 2016-17 Male Athlete of the Year ... Honor roll student every semester.

Personal: Full name is Keegan Ryan Hemingway ... Born June 16, 1999 ... Son of Ryan and Dreama Hemingway ... Enjoys snowboarding and four-wheeling ... Member of Tau Kappa Epsilon fraternity ... Majoring in mechanical engineering ... Aspires for a career in engineering ... Member of ACC academic honor roll.



5

JERRY HOWARD, JR.

**LB • 6-0 • 230 • Sr.
Rock Hill, S.C./Northwestern**

2019 (Junior): Appeared in all 12 games, making one start at running back ... Finished third on the team among running backs with 102 rushing yards on 23 carries ... Averaged 4.4 yards per carry and 8.5 yards per game ... Also totaled 92 yards and one touchdown on six receptions, averaging 15.3 per catch ... Became a special team threat in 2019, blocking a pair of punts on the season – one at Duke (Oct. 12) and one vs. Pitt (Nov. 2) – becoming the first Yellow Jacket since current NFL cornerback Chris Milton in 2015 to block multiple kicks ... Broke out of the games strong with 72 all-purpose yards in the season opener at then-No. 1 Clemson – taking four carries for 15 yards and hauling in two receptions for a career-high 57 yards, including a career-long 54-yard catch in the third quarter from Tobias Oliver ... Ran for 31 yards, including a 20-yard rush, on three carries against North Carolina (Oct. 5) – the 10.3 yards-per-rush average good for second-highest of his career ... Recorded one of the best all-around performances at Duke (Oct. 12), finishing with 31 yards on two receptions (including a 19-yard touchdown catch on Tech's opening drive), 16 yards on four rushes, three special teams tackles and a blocked punt ... Also tallied five rushes for 22 yards in the overtime win over Miami (Fla.) (Oct. 19) ... Took his lone kick return of the season back for 17 yards at Virginia (Nov. 9).

2018 (Sophomore): Saw action in all 13 games and made seven starts at running back ... Finished fourth on the team (second among running backs) with 564 rushing yards and five touchdowns ... Also caught four passes for 50 yards, both tops among Georgia Tech running backs ... Started the season slowly with just eight yards on four carries over the first two games of the season (Sept. 1 vs. Alcorn State and Sept. 8 at USF) ... Had a breakout game with 82 yards on just eight carries – including a 42-yarder – at Pitt (Sept. 15) ... Scored touchdowns in four-straight games – Bowling Green (Sept. 29), Louisville (Oct. 5), Duke (Oct. 13) and Virginia Tech (Oct. 25) ... Ran for 58 yards on eight carries in rout at Louisville ... Amassed 78 yards (62 rushing, 16 receiving) on 13 touches (12 rushes, one reception) vs. Duke ... Helped lead Georgia Tech to big win at Virginia Tech with 76 yards on 12 carries ... Ran for a career-high 90 yards on just 10 carries and also hauled in a career-long 18-yard reception in win at North Carolina (Nov. 3) ... Scored fifth touchdown of the season on a three-yard run during Georgia Tech's overtime win over Virginia (Nov. 17) ... Ran for 39 yards and caught a 15-yard pass at Georgia (Nov. 24).

2017 (True Freshman): Saw action in nine games as a true freshman ... Ranked sixth on the team and second among Georgia Tech's B-backs with 175 rushing yards ... Two rushing touchdowns were good for a tie for third on the team behind only Tech's two 1,000-yard rushers – QB TaQuon Marshall and BB KirVonte Benson ... After not playing in the season opener against Tennessee (Sept. 4), Howard ran for 82 yards on six carries (both season highs) in home opener versus Jacksonville State (Sept. 9) ... 82 yards against JSU included a season-long 65-yard touchdown run on just the second carry of his career ... Went on to record multiple carries in five of the next six games, missing only a one-point loss at nationally ranked Miami (Oct. 14) due to injury ... Scored his second touchdown of the season on a two-yard run in the second quarter of a 38-24 win over Wake Forest (Oct. 21) ... Did not have any rushing yards over the final three games of the season but did serve as a kick returner in final two games against Duke (Nov. 18) and Georgia (Nov. 25) ... Returned four kickoffs for a total of 64 yards (16.0 avg.) ... Had a long return of 20 yards against UGA ... Was one of nine true freshmen that saw action for the Yellow Jackets.

High School: Rated as a three-star prospect by ESPN, *247Sports* and *Rivals* ... Three-time all-state and all-region honoree ... Four-time all-area selection ... Amassed 4,451 all-purpose yards (3,352 rushing, 1,099 receiving) and 53 touchdowns (41 rushing, 12 receiving) in 39 high-school games ... Rushed for 1,053 yards (6.9-yard average) and 15 touchdowns and caught a team-high 49 passes for 402 yards and three scores as a senior ... Helped lead Northwestern to four-straight district and regional titles and 2015 state championship ... Four-year letterwinner and three-year captain ... Set school records for rushing yards in a game and all-purpose yards in a career ... Coached by David Pierce ... Selected to participate in the prestigious Shrine Bowl of the Carolinas ... Also lettered four times in wrestling and track and field (three-year captain in wrestling, one-year captain in track) ... Honors student.

Personal: One of three siblings ... Started playing football when he was 8 ... Majoring in business administration.

CAREER HIGHS

Rush Attempts: 12, 4x - last at No. 5 Georgia (Nov. 24, 2018)

Rush Yards: 90 at North Carolina (Nov. 3, 2018)

Rush TDs: 1, 7x - last vs. Virginia (Nov. 17, 2018)

Longest Rush: 65, vs. Jacksonville State, (Sept. 9, 2017)

Receptions: 2, twice - last at Duke (Oct. 12, 2019)

Receiving Yards: 57 at No. 1 Clemson (Aug. 29, 2019)

Longest Reception: 54 at No. 1 Clemson (Aug. 29, 2019)

Receiving TDs: 1 at Duke (Oct. 12, 2019)

Punt Returns: 1 vs. Pitt (Nov. 2, 2019)

Punt Return Yards: 17 vs. Pitt (Nov. 2, 2019)

Kick Returns: 2, twice - last vs. No. 7 Georgia (Nov. 25, 2017)

Kick Return Yards: 36 at Duke (Nov. 18, 2017)

Longest Kick Return: 20 vs. No. 7 Georgia (Nov. 25, 2017)

Tackles: 3 at Duke (Oct. 12, 2019)

Blocked Kick: 1, twice - last vs. Pitt (Nov. 2, 2019)

CAREER STATISTICS**RUSHING**

YR	G-GS	ATT	YDS	TD	LG	Avg/C	Avg/G
2017	9-0	23	175	2	65	7.6	19.4
2018	13-7	107	564	5	52	5.3	43.4
2019	12-1	23	102	0	20	4.4	8.5
Total	34-8	153	841	7	65	5.5	24.7

RECEIVING

YR	G-GS	NO.	YDS	TD	LG	Rec./G	Avg/C	Avg/G
2017	9-0	1	15	0	15	0.1	15.0	1.7
2018	13-7	4	50	0	18	0.3	12.5	3.8
2019	12-1	6	92	1	54	0.5	15.3	7.7
Total	34-8	11	157	1	54	0.3	14.3	4.6

KICKOFF RETURNS

YR	G-GS	NO.	YDS	TD	LG	Avg/R	Avg/G
2017	9-0	4	64	0	20	16.0	7.1
2018	13-7	0	0	0	0	0.0	0.0
2019	12-1	1	17	0	17	17.0	1.4
Total	34-8	5	81	0	20	16.2	2.4

PUNT RETURNS

YR	G-GS	NO.	YDS	TD	LG	Avg/R	Avg/G
2017	9-0	0	0	0	0	0	0
2018	13-7	0	0	0	0	0	0
2019	12-1	2	26	0	17	13.0	2.2
Total	34-8	2	26	0	17	13.0	2.2


29
JALEN HUFF
DB • 5-11 • 188 • Fr.
Athens, Ga./Buford

High School: Rated as a three-star prospect by Rivals, 247Sports and ESPN ... Tabbed as the No. 38-ranked cornerback in the nation and the No. 49-ranked player in the state of Georgia by Rivals ... Named preseason all-state prior to his senior campaign ... All-Gwinnett County honoree ... Helped lead Buford to 35 wins over three varsity seasons, including 14-1 record and Georgia 5A state championship as a senior in 2019 ... second-team Gwinnett All-County defensive preseason selection ... Coached by Bryant Appling ... Multisport athlete, also ran three years of track ... Honor roll student ... Cousin, Jordan Huff, played in four games as a true freshman defensive back at Georgia Tech last season.

Personal: Majoring in business administration.


23
JORDAN HUFF
DB • 6-2 • 194 • r-Fr.
Madison, Ga./Morgan County

2019 (True Freshman): Redshirted ... Appeared in four games – at then-No. 1 Clemson (Aug. 29), at Duke (Oct. 12), at Miami (Fla.) (Oct. 19), and vs. then-No. 4 Georgia (Nov. 30) ... Did not record any statistics ... An ACC Honor Roll member.

High School: Rated a three-star prospect by ESPN, 247Sports and Rivals ... All-around athlete excelled on both sides of the ball ... Finished his career with three interceptions and two defensive touchdowns ... On offense, totaled 2,299 all-purpose yards (1,407 receiving, 892 rushing) and 22 touchdowns (10 receiving, 12 rushing) during prep career ... Had one interception as a senior in 2018 in addition to catching 35 passes for 673 yards (84.1 yards per game) and five touchdowns and running 15 times for 41 yards and three scores ... Intercepted two passes as a junior in 2017, returning both for touchdowns ... Also impressed offensively as a junior, hauling in 48 passes for 665 yards and four touchdowns and

carrying the ball 15 times for 99 yards and four more scores ... Primarily played running back as a sophomore, running for 752 yards and five touchdowns on 134 carries ... Three-year letterwinner ... Coached by Bill Malone.

Personal: Enrolled at Georgia Tech in January and participated in the Yellow Jackets' offseason football program, including spring practice ... Majoring in business administration.


35
JARED IVEY
DL • 6-6 • 240 • Fr.
Suwanee, Ga./North Gwinnett

Before Tech: Rated as a four-star prospect by 247Sports ... Tabbed as the No. 15-ranked weakside defensive end in the nation and the No. 33-ranked player in the state of Georgia by 247Sports ... Ranked as one of the top 30 recruits in Georgia Tech history by 247Sports ... Recorded 153 tackles and 29 sacks during his prep career, including 80 tackles, 20 sacks and 15 quarterback hurries as a senior ... All-region honoree ... Coached by Bill Stewart ... Is also a standout basketball player for North Gwinnett that received scholarship offers to play Division I college basketball.

Personal: Majoring in business administration.


44
QUEZ JACKSON
LB • 6-1 • 225 • Jr.
Fort Valley, Ga./Peach County

2019 (Sophomore): Appeared in all 12 games, starting the final five games of the season at linebacker ... Finished fifth on the team and third among linebackers with 49 tackles (28 solo) ... Ranked third on the team with 5.0 tackles-for-loss for 9 yards ... Also broke up two passes and defended two others ... Took down two offensive players behind the line of scrimmage against South Florida (Sept. 7) ... Recorded seven tackles (four solo), including 1.0 tackles-for-loss, against The Citadel (Sept. 14) ... Tallied five tackles (three solo) at Temple (Sept. 28) ... Totaled a career-high nine tackles (four solo) at Duke (Oct. 12) ... Recorded four tackles in four of the final five games of the season – vs. Pitt (Nov. 2), at Virginia (Nov. 9), vs. NC State (Nov. 21) and vs. then-No. 4 Georgia (Nov. 30) ... Forced his first career fumble in the second quarter against Georgia (Nov. 30).

2018 (Freshman): Saw action in all 13 games as a true freshman ... Registered 15 tackles, primarily as a reserve linebacker ... Two of his 15 tackles came on kickoff coverage ... All 15 tackles came in the first eight games of the season ... Recorded multiple stops in four of the first eight games of the campaign – two at Louisville (Oct. 5), three vs. Alcorn State (Sept. 1) and at USF (Sept. 8) and a season-high four vs. Bowling Green (Sept. 29) ... Also had single tackles against Pitt (Sept. 15), Duke (Oct. 13) and Virginia Tech (Oct. 25).

High School: Rated as a three-star prospect by ESPN, 247Sports/Scout and Rivals ... Ranked as the nation's No. 25 inside linebacker in his class and Georgia's No. 65 player by Rivals ... Two-time all-state honoree ... Named the 2017 Georgia Region 4-3A Defensive Player of the Year after recording 137 tackles, 28 tackles for loss and five sacks as a senior ... Helped lead Peach County to an appearance in 2017 Georgia 3A state championship game ... Totaled 252 tackles, 41 tackles for loss and eight



sacks over final two prep seasons ... Served as team captain as a senior ... Three-year letterwinner ... Coached by Chad Campbell ... Also earned two letters in baseball ... Honor roll student ... Graduated a semester early and enrolled at Georgia Tech in January 2018.

Personal: Has five siblings ... Cousin, Greg Lloyd, was a five-time Pro Bowler, three-time first-team All-Pro and 1994 AFC Defensive Player of the Year as an 11-year NFL star for the Pittsburgh Steelers (1998-97) and Carolina Panthers (1998) ... Quez started playing football when he was four years old ... Majoring in business administration.

CAREER HIGHS

Tackles: 9 at Duke (Oct. 12, 2019)
Solo Tackles: 4, twice - last at Duke (Oct. 12, 2019)
Tackles for Loss: 2.0 vs. USF (Sept. 7, 2019)
Fumbles Forced: 1 vs. No. 4 Georgia (Nov. 30, 2019)
Pass Breakups: 1, twice - last vs. No. 4 Georgia (Nov. 30, 2019)

CAREER STATISTICS

DEFENSIVE

YR	G-GS	UT	AT	TT	TFL	PD	FF/FR	BLK	QBH
2018	13-0	9	6	15	0.0-0	0	0/0	0	0
2019	12-5	28	21	49	5.0-9	2	1/0	0	1
Total	25-5	37	27	64	5.0-9	2	1/0	0	1



91

EMMANUEL JOHNSON

DL • 6-6 • 265 • Fr.
North Charleston, S.C./Fort Dorchester

Before Tech: Rated as a three-star prospect by 247Sports and ESPN ... Recorded 21 tackles for loss and 12 sacks as a senior, helping lead Fort Dorchester to a 12-1 record ... Named Defensive MVP of the 2019 South Carolina North-South All-Star Game after recording a game-high eight tackles, including three-and-a-half sacks, and blocking a punt to help lead the South team to a 35-13 win ... Coached at Fort Dorchester by Steve Laprad ... Mother, Katrina McClain Johnson, is one of the most decorated women's basketball players of all-time - was National Player of the Year at Georgia in 1987 and still holds school records for single-season points (796) and points per game (24.9), was a member of three U.S. Olympic teams and won two gold medals in Seoul (1988) and Atlanta (1996) and was inducted into the Women's Basketball Hall of Fame in 2006 and the Naismith Memorial Basketball Hall of Fame in 2012 ... Father, Kacy, played professional basketball in France ... Grandfather, Edward McClain, played for the NFL's Baltimore Colts.

Personal: Majoring in aerospace engineering.



24

KENAN JOHNSON

DB • 6-1 • 185 • r-Fr.
Minneola, Fla./Lake Minneola

2019 (True Freshman): Redshirted ... Appeared in four games - at then-No. 1 Clemson (Aug. 29), vs. South Florida (Sept. 7), vs. Virginia Tech (Nov. 16), and vs. NC State (Nov. 21) ... Recorded five solo tackles, including a tackle-for-loss on the season ... Made his collegiate debut by

making three tackles, including 1.0 TFL for 1 yard at then-No. 1 Clemson (Aug. 29) ... Recorded a tackle vs. South Florida (Sept. 7) and NC State (Nov. 21) ... Also forced a fumble in the primetime win over NC State (Nov. 21).

High School: Rated a three-star prospect by ESPN, *247Sports* and *Rivals* ... Intercepted 12 passes over his final two prep seasons (five as a senior in 2018, seven as a junior in 2017) ... Returned two of his five interceptions for touchdowns (50 and 70 yards) as a senior ... Also tallied 37 tackles during senior campaign ... Also saw spurts on offense, highlighted by a 9-yard touchdown reception as a senior.

Personal: Majoring in business administration ... Brother, Kenyon, was a wide receiver at UCF (2017-18).

CAREER HIGHS

Tackles: 3 at No. 1 Clemson (Aug. 29, 2019)
Solo Tackles: 3 at No. 1 Clemson (Aug. 29, 2019)
Tackles for Loss: 1.0 at No. 1 Clemson (Aug. 29, 2019)
Fumbles Forced: 1 vs. NC State (Nov. 21, 2019)

CAREER STATISTICS

DEFENSIVE

YR	G-GS	UT	AT	TT	TFL	PD	FF/FR	BLK	QBH
2019	4-0	5	0	5	1.0-1	0	1/0	0	0
Total	4-0	5	0	5	1.0-1	0	1/0	0	0



70

RYAN JOHNSON

OL • 6-6 • 325 • r-Sr.
Brentwood, Tenn./Brentwood Academy (Tennessee)

Before Tech (2016-19, Tennessee): Graduate transfer from Tennessee ... Has one season of eligibility remaining ... Three-year letterwinner at Tennessee (2017-19), where he played in all 36 games over three seasons and made 19 starts, including 18-straight starts spanning his sophomore and junior seasons ... Started games at both guard positions and center ... Played five different positions at UT, including tight end ... Made collegiate debut versus Georgia Tech in Chick-fil-A Kickoff Game at Mercedes-Benz Stadium in 2017 ... Graduated from Tennessee in two-and-a-half years (Dec. 2018) with a 3.86 grade point average in civil engineering ... Pursued a master's degree in structural engineering at UT in 2019 and compiled a 3.7 GPA while needing just six hours to complete the degree ... Was a two-time academic all-district honoree and four-year member of SEC academic honor roll at UT ... Nominee for the 2019 Wuerffel Trophy, which is given annually to the college football player "who best combines exemplary community service with athletic and academic achievement" ... Received UT football's Commitment to Excellence award in 2018 ... Member of team's leadership council ... Served as president of Student-Athlete Advisory Board and was a sitting member of the university's Board of Athletics ... Named a gameday captain vs. Florida in 2018.

High School: Was a four-star recruit coming out of Brentwood Academy in 2016 ... Ranked as one of the top 25 recruits in Georgia Tech history by 247Sports ... Was high school teammates with former Georgia Tech defensive lineman Brandon Adams, who died prior to his senior season in March 2019 ... Teamed with Adams to help lead Brentwood Academy to state championship in 2015 ... Coached at Brentwood Academy by Cody White.

Personal: Father, Tyke, played football at Austin Peay ... Mother, Judith, played tennis at Austin Peay ... Pursuing a master's degree in analytics.


29
BRUCE JORDAN-SWILLING
LB • 6-1 • 225 • Sr.
New Orleans, La./Brother Martin

2019 (Junior): Appeared in seven games, making two starts at linebacker, before missing the rest of season with an injury ... Ranked fourth among linebackers and tied for 10th overall on the team with 27 tackles (14 solo) ... Also recorded 3.0 tackles-for-loss for 9 yards, including 1.5 sacks for 6 yards ... Recorded a 0.5 tackle-for-loss and three tackles total in the season opener at then-No. 1 Clemson (Aug. 29) ... Turned in a streak of four-straight games with five or more tackles – five vs. The Citadel (Sept. 14), six at Temple (Sept. 28), five vs. North Carolina (Oct. 5), and six at Duke (Oct. 12) ... Also recorded a career-high 1.5 sacks for 6 yards at Duke ... Finished his season with a tackle in the overtime win over Miami (Fla.) on Oct. 19.

2018 (Sophomore): Saw action in 11 games, including one start at inside linebacker ... Racked up 20 tackles on the season ... Missed the first two games of the season due to an upper-body injury ... Started in his first game of the season at Pitt (Sept. 15) ... Notched a season-high eight tackles and recovered a fumble vs. Duke (Oct. 13) ... Recorded three tackles on three different occasions – at Pitt, vs. Bowling Green (Sept. 29) and at Virginia Tech (Oct. 25) ... Didn't have more than one tackle in any other game.

2017 (True Freshman): Despite playing linebacker for the first time (he was a standout running back in high school), appeared in all 11 games as a true freshman, including a start at MLB at Virginia (Nov. 4) ... Although he spent the majority of the season as a reserve, finished seventh on the team with 34 total tackles ... Was spectacular in his first-career start, racking up 11 tackles (including one for loss), a forced fumble, a fumble recovery and an interception that he returned 27 yards up a touchdown at UVA ... Recovered his own forced fumble to set up a 14-yard touchdown drive in the second quarter ... INT return for TD came on Virginia's first offensive snap of the third quarter ... With an interception and a touchdown in his first-career start, he earned bragging rights in his own home – his father, College Football Hall of Famer Pat Swilling, did not record an interception or score a touchdown during his prolific four-year career at Georgia Tech (1982-85) ... After starting MLB Brant Mitchell was injured at nationally ranked Miami (Oct. 14), Jordan-Swilling saw the first significant action of his career and responded with a team-high-tying seven tackles ... The following week, in a 38-24 win over Wake Forest (Oct. 21), he made perhaps the biggest tackle of the game with a fourth-and-1 stop at the GT 21-yard line that preserved Tech's 31-24 lead with 3:44 to go in the contest ... In all, 25 of his 34 tackles on the season came in the four-game stretch against Miami, Wake Forest (three), Clemson (four – Oct. 28) and Virginia ... Also had four stops against Duke (Nov. 18) ... Was one of nine true freshmen that saw action for the Yellow Jackets.

High School: Rated as a four-star prospect by ESPN, *247Sports*, *Rivals* and *Scout* ... Tabbed as the nation's No. 9-ranked inside linebacker by *Rivals* ... Member of the prestigious "ESPN 300" as the 193rd-ranked player in the nation ... Two-time first-team all-state selection ... Played running back throughout his prep career, rushing for 5,393 yards and 83 touchdowns, including 1,716 yards and 28 touchdowns as a senior and 2,062 yards and 34 touchdowns as a junior ... Helped lead Brother Martin to state semifinals in 2014 and 2016 and a quarterfinals appearance in 2015 ... Coached by Mark Bonis ... Selected to participate in the Army All-American Bowl following his senior campaign and tallied four tackles (second most on the team).

Personal: Father, Pat Swilling, played defensive line for Georgia Tech from

1982-85, was a first-team all-American in 1985, continues to hold Tech's all-time record with 15 single-season sacks ('85) and was inducted into the College Football Hall of Fame in 2009 ... Selected by the New Orleans Saints in the third round of the 1986 NFL Draft, Pat Swilling went on to be a two-time first-team All-Pro, two-time second-team All-Pro, five-time Pro Bowler and the NFL sacks leader and Defensive Player of the Year in 1991 ... Pat Swilling was teammates at Georgia Tech with current athletics director Todd Stansbury ... Jordan-Swilling's uncles, Darrell and Ken Swilling, also played at Georgia Tech from 1988-91 and were members of the Yellow Jackets' 1990 national championship team ... His brother, Tre Swilling, is a defensive back for the Yellow Jackets ... Lists playing with his brother as his most memorable athletic accomplishment ... Older brother, Pat, played basketball at Tulsa ... Jordan-Swilling is majoring in business administration.

CAREER HIGHS

Tackles: 11 at Virginia (Nov. 4, 2017)
Solo Tackles: 6 at Virginia (Nov. 4, 2017)
Tackles for Loss: 1.5 at Duke (Oct. 12, 2019)
Sacks: 1.5 at Duke (Oct. 12, 2019)
Fumbles Forced: 1 at Virginia (Nov. 4, 2017)
Fumbles Recovered: 1, twice - last vs. Duke (Oct. 13, 2018)
Interceptions: 1 at Virginia (Nov. 4, 2017)
Pass Breakups: 1 vs. Pittsburgh (Sept. 23, 2017)
Quarterback Hurries: 1 at No. 7 Clemson (Oct. 28, 2017)
Touchdowns: 1 at Virginia (Nov. 4, 2017) (interception return)


CAREER STATISTICS
DEFENSIVE

YR	G-GS	UT	AT	TT	TFL	PD	FF/FR	BLK	QBH
2017	11-0	22	12	34	2.0-4	2	1/1	0	1
2018	11-1	13	7	20	0.0-0	0	0/1	0	1
2019	7-2	14	13	27	3.0-9	0	0/0	0	0
Total	29-3	49	32	81	5.0-13	2	1/2	0	2


31
KYLE KENNARD
DL • 6-4 • 235 • Fr.
Atlanta, Ga./Riverwood

Before Tech: Rated as a three-star prospect by Rivals, 247Sports and ESPN ... Tabbed as the No. 38-ranked weakside defensive end in the nation and the No. 77-ranked player in the state of Georgia by Rivals ... All-region honoree ... Recorded more than 100 tackles and 40 tackles for loss over the final two seasons of his prep career ... Helped lead team to a perfect 10-0 regular season and 11-1 overall record as a senior in 2019 ... Anchored a defense that allowed just 11.4 points per game during senior campaign ... Coached by Robert Edwards.

Personal: Majoring in business administration.


14
JAYLON KING
DB • 6-1 • 195 • r-Sr.
La Vergne, Tenn./Ensworth

2019 (Redshirt Freshman): Appeared in all 12 games as a reserve defensive back ... Finished the season with 14 tackles (11 solo) ... Recorded 1.0 tackle-for-loss for 1 yard and one pass breakup ... Started the season with one tackle at then-No. 1 Clemson (Aug. 29) ... Turned in



three tackles (one solo) against North Carolina (Oct. 5) ... Tallied two solo tackles vs. Pitt on Nov. 2 ... Turned in the best all-around performance of his career against then-No. 4 Georgia (Nov. 30), when he recorded a career-best six solo tackles), including his lone tackle for loss (1.0) for a 1-yard loss and his lone pass breakup.

2018 (True Freshman): An ACC Honor Roll selection ... Redshirted due to seeing action in only three games – Sept. 1 vs. Alcorn State, Sept. 8 at USF and Sept. 29 vs. Bowling Green ... Registered two tackles, both against Bowling Green ... Was one of 13 true freshmen to see game action for the Yellow Jackets.

High School: Rated as a four-star prospect by *247Sports/Scout* and *Rivals* ... Ranked as the No. 5 overall player in his class in the state of Tennessee and the No. 22 cornerback in the nation by *Rivals* ... Ranked No. 8 on The Tennessee's 2017 Dandy Dozen ... Two-time first-team all-region honoree ... Two-time team MVP ... Helped lead Ensworth to 15 wins and back-to-back playoff appearances over his final two seasons ... Coached by Ricky Bowers.

Personal: Is one of four siblings ... Father, Jeff, was a track and field student-athlete at Tennessee State ... Majoring in civil engineering.

CAREER HIGHS

Tackles: 6 vs. No. 4 Georgia (Nov. 30, 2019)
Solo Tackles: 6 vs. No. 4 Georgia (Nov. 30, 2019)
Tackles for Loss: 1.0 vs. No. 4 Georgia (Nov. 30, 2019)
Pass Breakups: 1 vs. No. 4 Georgia (Nov. 30, 2019)

CAREER STATISTICS

DEFENSIVE

YR	G-GS	UT	AT	TT	TFL	PD	FF/FR	BLK	QBH
2018	3-0	2	0	2	0.0-0	0	0/0	0	0
2019	12-0	11	3	14	1.0-1	1	0/0	0	0
Total	15-0	13	3	16	1.0-1	1	0/0	0	0



84

RYAN KING

WR • 6-3 • 218 • Fr.
 Loganville, Ga./Grayson

Before Tech: Rated as a three-star prospect by *Rivals*, *247Sports* and *ESPN* ... Tabbed as the No. 73-ranked wide receiver in the nation and the No. 43-ranked player in the state of Georgia by *247Sports* ... Averaged 17.3 yards per reception and caught nine touchdown passes while helping lead Grayson to a 21-5 record over final two prep seasons ... All-region honoree ... Coached by Adam Carter.

Personal: Majoring in computer science.



17

DEMETRIUS KNIGHT II

LB • 6-2 • 232 • So.
 Locust Grove, Ga./Strong Rock Christian

2019 (True Freshman): Appeared in all 12 games as a reserve linebacker ... Despite limited opportunities, still amassed 18 tackles (10 solo) on the season ... Recorded 2.0 tackles-for-loss for 14 yards, including 1.0 sacks for 11 yards and a forced fumble ... Also turned in a pair of pass breakups and passes defended ... Made his first collegiate tackle in

the primetime season-opener at then-No. 1 Clemson (Aug. 29) ... Also notched a tackle against South Florida (Sept. 7) and North Carolina (Oct. 5) ... Turned in his best performance of the season at Duke (Oct. 12), where he recorded six tackles (one solo) and a pass breakup ... Recorded a monumental strip sack in the endzone during the first quarter against Miami (Fla.) (Oct. 19) that was recovered for a touchdown by fellow freshman JaQuon Griffin to give Tech a 7-0 lead en route to the overtime victory ... Toted three tackles in back-to-back games – at Virginia (Nov. 9) and vs. Virginia Tech (Nov. 16) ... An ACC Honor Roll member.

High School: Rated as a three-star prospect by *ESPN*, *247Sports* and *Rivals* ... Tabbed as the No. 30-ranked dual-threat quarterback in the nation by *247Sports* ... Two-time first-team all-region and all-area honoree ... Four-year starter at quarterback and two-time team captain ... Threw for 1,025 yards and ran for 682 yards as a junior in 2017 and eclipsed the 1,000-yard marks in both passing and rushing as a senior in '18 ... Holds the school record with a 99-yard touchdown run ... also played wide receiver and running back during his prep career ... Was named MVP of the USA Football Invitational when playing for the U.S. national team versus Canada at AT&T Stadium in Arlington, Texas ... Will become the first NCAA Division I football student-athlete to ever come from Strong Rock Christian, which has fielded a football team for 12 seasons ... Coached by Tommy Webb ... Versatile athlete was a four-year letterwinner in basketball and baseball as well as football ... once broke a rim during a slam dunk in a basketball game, causing the game to be delayed for 30 minutes.

Personal: Majoring in literature, media and communication ... Cousin, DeAngelo Hall, who was an all-America defensive back at Virginia Tech (2001-03), went on to be selected with the No. 8 overall pick in the 2004 NFL Draft and become a three-time Pro Bowler during a 14-year pro football career with the Atlanta Falcons (2004-07), Oakland Raiders (2008) and Washington Redskins (2008-17) ... Is also a distant cousin of R&B legends Gladys Knight and Aretha Franklin.

CAREER HIGHS

Tackles: 6 at Duke (Oct. 12, 2019)
Solo Tackles: 1, 4x - last at Duke (Oct. 12, 2019)
Tackles for Loss: 1.0, twice - last at Miami (Oct. 19, 2019)
Sacks: 1.0 at Miami (Oct. 19, 2019)
Fumbles Forced: 1 at Miami (Oct. 19, 2019)
Pass Breakups: 1, twice - last at Duke (Oct. 12, 2019)

CAREER STATISTICS

DEFENSIVE

YR	G-GS	UT	AT	TT	TFL	PD	FF/FR	BLK	QBH
2019	12-0	10	8	18	2.0-14	2	1/0	0	0
Total	12-0	10	8	18	2.0-14	2	1/0	0	0




62

GADE KOOTSOURADIS

OL • 6-4 • 295 • Fr.
 Crestview, Fla./Crestview

Before Tech: Rated as a three-star prospect by *Rivals*, *247Sports* and *ESPN* ... Tabbed as the No. 48 ranked offensive guard in the nation by *ESPN* and as the No. 97 offensive tackle in the country by *247Sports* ... First-team all-area honoree ... Helped pave the way for an offense that scored 26 rushing touchdowns as a senior in 2019 ... Coached by Tim Hatten ... Brother, Seth, is a punter at Louisiana-Lafayette.



14

RYAN LANTZ

QB • 6-1 • 190 • r-So.
North Palm Beach, Fla./Suncoast Community

2019 (Redshirt Freshman): Did not see game action.

2018 (True Freshman): Redshirted.

High School: All-area honoree ... Named one of Palm Beach Post's top 63 seniors from Palm Beach County/Treasure Coast in 2017 ... Three-year letterwinner and two-year team captain ... Helped lead Suncoast Community H.S. to back-to-back district championships and, as a senior, to the team's best record in a decade (7-3) ... Invited to participate in Florida vs. Georgia all-star game ... Coached by Jimmy Clark and Bobby May.

Personal: Has a younger brother ... Enjoys boating and wakeboarding ... Majoring in business administration.



79

WILLIAM LAY III

OL • 6-2 • 305 • r-Jr.
Bowersville, Ga./Hart County

2019 (Redshirt Sophomore): Appeared in 10 games, including taking over as Georgia Tech's starting center after multiple injuries to the offensive line ... Earned recognition to the watch list for nation's most outstanding walk-on student-athlete ... Helped Georgia Tech run for 207 yards (its second-highest rushing total of the season) against a Miami (Fla.) team that then-ranked No. 7 nationally in rushing defense (77.7 rushing yards per contest) ... During a three-game stretch from Oct. 19-Nov. 9, Tech faced the teams that ranked first (Pitt), fourth (Miami) and eighth (Virginia) nationally in sacks and the offensive front allowed just five total sacks in those three games, including none against Virginia ... Helped Georgia Tech refuse to surrender a sack in two of the final four games.

2018 (Redshirt Freshman): Did not see game action.

2017 (True Freshman): Redshirted.

High School: Three-year letterwinner for coach William Devane at Hart County H.S. ... Played every position across the offensive line ... Earned all-region (8-3A) accolades as a junior and senior ... Team captain as a senior ... Selected to participate in FCA Athens Area All-Star Game ... Honor roll student that was active in National Honor Society, Secretary of State Chamber of Ambassadors, Hart County Chamber of Commerce Ambassadors and Leadership Hart ... Lists most memorable non-athletic accomplishment as being on honor roll for 12-of-13 years from elementary school through high school.

Personal: Oldest of two siblings ... Father, William II, played basketball at Piedmont College ... William III started playing football at age eight ... Majoring in mechanical engineering ... Aspires for a career as a robotics engineer.



95

JAHAZIEL LEE

DL • 6-2 • 308 • R-Sr.
Ponchatoula, La./Ponchatoula

2019 (Senior): Appeared in three games on both the offensive and defensive line, making two starts at left tackle ... Suffered a season-ending injury and redshirted ... Did not record any statistics.

2018 (Junior): Versatile lineman saw action in 12 games, starting the first six games of the season at center before appearing as a reserve over the final six games of the year at both center and tackle ... Was a key cog in an offensive front that paved the way for Georgia Tech to lead the nation in rushing offense (325.0 ypg) ... Also helped the Yellow Jackets break their year-old record for 400-yard rushing games in a season with five.

2017 (Sophomore): Appeared in nine games and made eight starts at left tackle ... Missed home wins over North Carolina (Sept. 30) and Virginia Tech (Nov. 11) due to injury ... Helped pave the way for Georgia Tech to lead the ACC and rank fifth nationally in rushing offense (307.4 ypg) ... Was a key cog in an offensive front that helped QB TaQuon Marshall (1,146 rushing yards) and BB KirVonte Benson (1,053) become only the second set of Georgia Tech teammates to ever rush for 1,000 yards in the same season and the first Tech duo to both rush for 100 yards in the same game four times ... Also helped the Yellow Jackets set a school record with four 400-yard rushing games on the season.

2016 (True Freshman): One of six true freshmen that saw playing time for Georgia Tech ... Appeared in 10 games with three starts at left tackle ... After not playing in either of the first two games of the year, made his collegiate debut versus Vanderbilt (Sept. 17) and went on to make his first-career start four games later (Oct. 15 vs. Georgia Southern) ... Also started against Duke (Oct. 29) and at Virginia Tech (Nov. 12) ... Missed home finale versus Virginia (Nov. 19) due to injury ... Contributed to an offensive front that helped pave the way for Georgia Tech to rank ninth nationally in rushing offense (258.1 ypg) and 17th nationally in fewest sacks allowed (1.23 pg).

High School: Ranked as a three-star prospect by ESPN ... Recorded 78 tackles, 19 tackles for loss and five sacks en route to first-team all-district honors as a senior ... Named MVP of 2016 Max Emfinger All-American Bowl Game ... Three-year letterwinner at Ponchatoula H.S. (coach Hank Tierney) ... Helped lead team to 9-4 record and Louisiana 5A state quarterfinals as a senior ... Also lettered in basketball.

Personal: One of five siblings ... Cousin, Reginald Walker, is a defensive lineman at Kansas State (2016 freshman all-American, 2017 second-team all-Big 12) ... Cousin, Donovaugh Campbell, is an offensive lineman at LSU ... Teammate Christian Campbell is also a cousin ... Enjoys playing drums ... Began playing football at age 5 ... Majoring in business administration ... Member of the ACC academic honor roll.



80

DYLAN LEONARD

TE • 6-5 • 245 • So.
Milton, Ga./Milton

2019 (True Freshman): Appeared in all 12 games as a reserve tight end ... Hauled in his first-career reception against South Florida (Sept. 7) for 3 yards ... Also recorded a 3-yard catch at Duke (Oct. 12) ... Took a kick return 8 yards at Miami (Fla.) on Oct. 19 ... An ACC Honor Roll member.



High School: Tabbed as a three-star prospect by ESPN ... Three-year letterwinner at Milton, playing tight end and wide receiver ... Was named a captain his senior season ... Helped lead Milton to a Georgia 7-A state championship in 2018 ... Named first-team all-region and the Region 5 7-A Offensive Player of the Year ... Earned second-team all-state honors ... Was also named first-team all-North Fulton ... Hauled in 875 yards as a senior off 48 receptions ... Also caught 10 touchdowns and converted a two-point conversion ... Hauled in three touchdowns in three-straight games to set the school record for most consecutive three-touchdown games ... Also played baseball at Milton, spending two years on the team as an outfielder.

Personal: Has one younger brother ... Father, Colby, wrestled at James Madison ... Brother, Cade, plays football at James Madison ... Majoring in business administration.

CAREER HIGHS

Receptions: 1, twice - last at at Duke (Oct. 12, 2019)

Receiving Yards: 3, twice - last at Duke (Oct. 12, 2019)

Longest Reception: 3 yards, twice - last at Duke (Oct. 12, 2019)

CAREER STATISTICS

RECEIVING

YR	G-GS	NO.	YDS	TD	LG	Rec./G	Avg/C	Avg/G
2019	12-0	2	6	0	3	0.2	3.0	0.5
Total	12-0	2	6	0	3	0.2	3.0	0.5



94

MIKE LOCKHART

DL • 6-4 • 302 • r-Fr.
Birmingham, Ala./Huffman

2019 (True Freshman): Redshirted ... Appeared in four games as a reserve defensive lineman ... Made his collegiate debut against Pitt on Nov. 2 ... Recorded his first-career solo tackle against Virginia Tech (Nov. 16) ... Applied pressure, turning in a quarterback hurry in the primetime win against NC State (Nov. 21).

High School: Rated as a three-star prospect by *247Sports* and *Rivals* ... Tabbed as the No. 17 player in the state of Alabama by *Rivals* ... A basketball standout for much of his high-school career, did not begin playing football until his senior season ... Recorded 37 tackles, 10 tackles for loss and four sacks during his lone season of football, en route to all-city recognition ... Coached by Alex Wilson ... Was a four-year letterwinner as a power forward in basketball ... A-B honor roll student.

Personal: Majoring in business administration ... Cousin, Deshun Capers-Smith, played defensive back at Texas A&M.

CAREER HIGHS


Total Tackles: 1 vs. Virginia Tech (Nov. 16, 2019)

Solo Tackles: 1 vs. Virginia Tech (Nov. 16, 2019)

CAREER STATISTICS

DEFENSIVE

YR	G-GS	UT	AT	TT	TFL	PD	FF/FR	INT	QBH
2019	4-0	1	0	1	0.0-0	0	0/0	0	0
Total	4-0	1	0	1	0.0-0	0	0/0	0	0



52

CADE LONG

LS • 5-11 • 220 • r-So.
Hixson, Tenn./Baylor School

2019 (Redshirt Freshman): Appeared in all 12 games as Georgia Tech's primary long snapper ... An ACC Honor Roll member.

2018 (True Freshman): Redshirted.

High School: Four-year letterwinner played tight end, linebacker and long snapper ... Was invited to participate in Blue-Grey All-American Game ... Coached by Phil Massey ... Also lettered in lacrosse and track and field ... Member of National Honor Society.

Personal: Is the youngest of two siblings ... Mother, Amy, played golf at Ole Miss ... Cade began playing football at age seven ... Majoring in business administration ... Member of ACC academic honor roll.



36

JOSEPH MACRINA

TE • 6-0 • 245 • r-Sr.
Johns Creek, Ga./Northview

2019 (Redshirt Junior): Did not see game action.

2018 (Redshirt Sophomore): Saw action in four games as a reserve running back - Sept. 1 vs. Alcorn State, Sept. 29 vs. Bowling Green, Oct. 5 at Louisville and Oct. 25 at Virginia Tech ... Ran five times for 17 yards on the season ... Rushed for eight yards on two carries vs. Alcorn State, six yards on two carries vs. Bowling Green and three yards on one carry at Louisville.

2017 (Redshirt Freshman): Did not see game action ... Moved from linebacker to B-back in the spring.

2016 (True Freshman): Redshirted.

High School: Four-year letterwinner earned all-district and all-area honors as a senior ... Amassed 125 total tackles during final prep campaign ... Served as team captain for Northview H.S. (coach Chad Davenport) ... Named Defensive MVP of 2015 Chamber Bowl Senior All-Star Game ... Also a three-year letterwinner and team captain as a designated hitter and catcher for Northview's baseball squad ... Honor roll student.

Personal: Has an older sister ... Father has a master's degree from Georgia Tech ... Started playing football in seventh grade ... Majoring in industrial engineering.

CAREER HIGHS

Rushing Attempts: 2, twice - last vs. Bowling Green, Sept. 29, 2018

Rushing Yards: 8 vs. Alcorn State, Sept. 1, 2018

Longest Rush: 4 yards, twice - last vs. Bowling Green, Sept. 29, 2018)



CAREER STATISTICS

RUSHING

YR	G-GS	ATT	YDS	TD	LG	Avg/C	Avg/G
2016					— Redshirt —		
2017					— DNP —		
2018	4-0	5	17	0	4	3.4	4.2
2019					— DNP —		
Total	4-0	5	17	0	4	3.4	4.2



90

CHRIS MARTIN

DL • 6-1 • 285 • r-Sr.
Loganville, Ga./Grayson

2019 (Redshirt Junior): Appeared in 10 games, making six starts at defensive tackle ... Finished the season with eight tackles (four solo) and three quarterback hurries ... Recorded an assisted tackle in the season-opener at then-No. 1 Clemson (Aug. 29) ... Registered a career-high four tackles (two solo) against The Citadel (Sept. 14) ... Also tallied two solo tackles and one QB hurry at Temple (Sept. 28) ... Recorded a tackle at Duke (Oct. 12) ... Hurried the quarterback at Miami (Fla.) on Oct. 19 and against Pitt on Nov. 2.

2018 (Redshirt Sophomore): Appeared in six games as a reserve defensive lineman ... Recorded four tackles on the season, three of which came in win over Bowling Green (Sept. 29) ... Also had a tackle at USF (Sept. 8).

2017 (Redshirt Freshman): Appeared in two games as a reserve defensive lineman (Sept. 9 vs. Jacksonville State and Sept. 23 vs. Pitt) ... Did not record any statistics.

2016 (True Freshman): Redshirted.

High School: Rated as a three-star prospect and the nation's No. 86 defensive tackle by Scout.com ... Earned second-team all-state and first-team all-county honors after tallying 39 tackles, 11 tackles for loss, five sacks, a pass breakup and three fumble recoveries (one returned for a touchdown) as a senior ... Recorded 35 tackles, four tackles for loss, three sacks, a pass breakup and a forced fumble as a junior ... Selected to participate in the 2015 Georgia North-South All-Star Game and Florida-Georgia High School All-Star Football Game ... Helped lead Grayson H.S. (coach Mickey Conn) to a 13-1 overall record, appearance in the Georgia 6A state semifinals and No. 4 overall final ranking in the state by MaxPreps as a senior in 2015.

Personal: Has a younger brother, Darius ... Majoring in business administration.

CAREER HIGHS

Total Tackles: 4 vs. The Citadel (Sept. 14, 2019)

Solo Tackles: 2, twice - last vs. The Citadel (Sept. 14, 2019)

CAREER STATISTICS

DEFENSIVE

YR	G-GS	UT	AT	TT	TFL	PD	FF/FR	INT	QBH
2017	2-0	0	0	0	0.0-0	0	0/0	0	0
2018	6-0	2	2	4	0.0-0	0	0/0	0	0
2019	10-6	4	4	8	0.0-0	0	0/0	0	3
Total	18-6	6	6	12	0.0-0	0	0/0	0	3



27

JORDAN MASON

RB • 6-1 • 218 • r-Jr.
Gallatin, Tenn./Gallatin

2019 (Redshirt Sophomore): Third-team all-ACC ... Started all 12 games at running back ... Led the team with 899 rushing yards and seven touchdowns on the season ... Ranked among the nation's top 70 in rushing yards, rushing yards per game (74.9) and rushing yards per carry (5.23) ... Ran for 100 yards three times in 12 games - all in the final seven games of the season ... Ran 13 times for 72 yards and a touchdown in the season-opener at then-No. 1 Clemson (Aug. 29) ... Fell 1 yard shy of the century mark with 99 rushing yards off 20 carries against South Florida (Sept. 7), also amassing a rushing touchdown and 15 receiving yards on a career-high three receptions ... Scored a season-high two rushing touchdowns against The Citadel (Sept. 14), using 11 carries for 78 yards ... Hauled in two passes for a career-high 17 receiving yards at Temple (Sept. 28) ... Recorded back-to-back 100-yard rushing games - 106 yards at Duke (Oct. 12) and a career-high 141 yards at Miami (Fla.) on Oct. 19 ... Averaged an unstoppable 7.1 yards per carry (20 total) against a Miami (Fla.) team that then-ranked seventh nationally in rushing defense (77.7 rushing yards per game) ... Used three-straight rushes to score the game-winning touchdown in overtime at Miami (Fla.), including a 22-yard explosion to the 1-yard line ... Tallied 94 rushing yards and one touchdown off 19 carries at Virginia (Nov. 9) ... Tied his career high with 141 rushing yards off 22 carries, including a career-long 48-yard run in the first quarter, in the primetime victory over NC State (Nov. 21) ... Through 313 career carries, has only been held to negative yardage 23 times.

2018 (Redshirt Freshman): Played in all 13 games and made five starts (Sept. 1 vs. Alcorn State, Sept. 15 at Pitt, Oct. 5 at Louisville, Oct. 13 vs. Duke, Nov. 10 vs. Miami) at running back ... Ranked third on the team overall and first among running backs with 659 rushing yards and seven touchdowns ... Averaged 6.1 yards per carry ... Burst out of the gates, rushing for 274 yards over the first three games of his career - 85 vs. Alcorn State, 95 at USF (Sept. 8) and 94 at Pitt ... Rushed for 61 yards and two touchdowns in rout over Bowling Green (Sept. 29) ... Gashed Louisville for 78 yards and a touchdown (Oct. 5) ... Ran for 82 yards and three touchdowns on just 12 carries in romp at Virginia Tech (Oct. 25) ... With three scores at VT, became the first Georgia Tech RB to rush for three touchdowns in a game since Dedrick Mills vs. Vanderbilt on Sept. 17, 2016 ... After rushing for 564 yards and seven touchdowns over the first eight games of the season, amassed just 95 total yards on the ground and no scores over the final five contests.

2017 (True Freshman): Redshirted.

High School: Rated as a three-star prospect by ESPN, *247Sports* and *Rivals* ... Runner-up for Tennessee's Class 5A Mr. Football award as a senior ... First-team all-state honoree ... 2016 Summer County Player of the Year ... Also garnered all-district and all-county accolades ... Rushed for a school-record 4,523 career yards ... Also set a school record with 2,050 rushing yards as a senior in 2016 ... Ran for 23 touchdowns and averaged 7.9 yards per carry as a senior ... Broke Gallatin High School's single-game rushing record in consecutive weeks, leaving behind a new mark of 307 yards ... Served as team captain as a senior ... Coached by Mark Williams ... Also earned three letters as a center fielder in baseball and two as a center in basketball.

Personal: Middle of three siblings ... First cousin, Zaccheus Mason, played college basketball at Ole Miss and Chattanooga, and played professionally in France and the Philippines ... Began playing football at age 5 ... Enjoys bowling ... Majoring in business administration ... Aspires to work for a shoe company.



CAREER HIGHS

Rush Attempts: 22 vs. NC State (Nov. 21, 2019)
Rush Yards: 141, twice - last vs. NC State (Nov. 21, 2019)
Rush TDs: 3 at Virginia Tech (Oct. 25, 2018)
Longest Rush: 48 vs. NC State (Nov. 21, 2019)
Receptions: 3 vs. USF (Sept. 7, 2019)
Receiving Yards: 17 at Temple (Sept. 28, 2019)
Longest Reception: 11, twice - last at Temple (Sept. 28, 2019)

CAREER STATISTICS

RUSHING

YR	G-GS	ATT	YDS	TD	LG	Avg/C	Avg/G
2017		— Redshirt —					
2018	13-5	108	659	7	46	6.1	50.7
2019	12-12	172	899	7	48	5.2	74.9
Total	25-17	280	1,558	14	48	5.6	62.3

RECEIVING

YR	G-GS	NO.	YDS	TD	LG	Rec./G	Avg/C	Avg/G
2018	13-5	1	2	0	2	0.1	2.0	0.2
2019	12-12	8	45	0	11	0.7	5.6	3.8
Total	25-17	9	47	0	11	0.4	5.2	1.9



49

SPENCE MASSEY

RB • 6-1 • 230 • r-Fr.
Tifton, Ga./Tiftarea Academy

2019 (True Freshman): Redshirted ... Appeared in one game — vs. then-No. 4 Georgia (Nov. 30).

High School: Multi-sport athlete was a four-year letterwinner in football, basketball and track ... Football captain his final three seasons ... Helped lead Tiftarea to a regional championship, en route to three all-state recognitions ... Two-time region Player of the Year ... Holds the GISA record for most rushing yards in a single game with 387 as a sophomore.

Personal: Has two older brothers ... Father, Robert, played football at Georgia Tech from 1983-1988 (tight end) ... Brother, Charlie, played football at VSU from 2015-2017 (SS) ... Majoring in business administration.



61

MICHAEL MAYE

OL • 6-3 • 320 • r-Fr.
Hoover, Ala./Hoover

2019 (Redshirt Freshman): Appeared in 10 games as a reserve offensive lineman ... Helped Georgia Tech run for 207 yards (its second-highest rushing total of the season) against a Miami (Fla.) team that then-ranked No. 7 nationally in rushing defense (77.7 rushing yards per contest) ... During a three-game stretch from Oct. 19-Nov. 9, Tech faced the teams that ranked first (Pitt), fourth (Miami) and eighth (Virginia) nationally in sacks and the offensive front allowed just five total sacks in those three games, including none against Virginia ... Helped Georgia Tech refuse to surrender a sack in two of the final four games.

2018 (True Freshman): Redshirted.

High School: Rated as a three-star prospect by ESPN, *247Sports/Scout* and *Rivals* ... Honorable-mention all-state selection as a senior in 2017 ... Also earned all-metro recognition as a senior ... Selected to participate in 2017 Alabama-Mississippi All-Star Game ... Helped lead Hoover to three state championships in four seasons (2014, 2016 and 2017) ... Captained Hoover's state title teams in 2016 and 2017 ... Coached by Josh Niblett ... Also lettered in basketball ... Honor roll student ... Member of National Honor Society and Spanish Honor Society ... Passed four Advanced Placement exams as a junior.

Personal: Has a younger brother ... Cousins Kermit Kendrick and Dominic Lee played football at Alabama ... Was a fixture in the Birmingham community throughout high school, highlighted by serving as a volunteer for March of Dimes, YMCA toy drive and after-school snack program and the Omega Psi Phi Fraternity's annual Easter egg hunt ... Majoring in business administration.



45

TAYLOR MCCAWLEY

LB • 6-0 • 230 • r-Fr.
Birmingham, Ga./East Coweta

2019 (True Freshman): Redshirted due to only appearing in three games as a reserve linebacker — Nov. 9 at Virginia, Nov. 21 vs. NC State and Nov. 30 against then-No. 4 Georgia ... Did not record any statistics.

High School: Two-year letterwinner at both Lowndes and East Coweta High School ... Was a two-year captain at East Coweta as a linebacker ... Named all-region his junior and senior seasons ... Set a program record with more than 130 tackles as a senior ... Graduated as a member of high honor roll.

Personal: Has three younger siblings — three brothers ... Majoring in biology ... Aspires to become an orthopedic surgeon.




88

NATE MCCOLLUM

WR • 5-11 • 185 • Fr.
McDonough, Ga./Dutchtown

High School: Rated as a four-star prospect by 247Sports ... Tabbed as the No. 62-ranked wide receiver in the nation and the No. 37-ranked player in the state of Georgia by 247Sports ... Ranked as one of the top 30 recruits in Georgia Tech history by 247Sports ... Named first-team all-state as a junior in 2018 ... Two-time Region 4-5A Player of the Year (2018, 2019) ... Speedster clocked at 4.41 in 40-yard dash ... Won two state championships as a freshman and sophomore at Eagles Landing Christian Academy before transferring to Dutchtown prior to his junior season ... Helped lead Dutchtown to a 23-3 overall record in his two seasons at the school ... Became single-season receiving record holder at Dutchtown ... Coached by Clifford Fedd ... Comes to Georgia Tech as a dual-sport athlete, as he will also play outfield for Georgia Tech's baseball team ... Honor roll student.

Personal: Majoring in business administration ... Aspires for a career as a sports agent after football.


26
TYSON MEIGUEZ
LB • 6-2 • 215 • Fr.
Fairburn, Ga./Creekside

High School: Rated as a three-star prospect by Rivals, 247Sports and ESPN ... Tabbed as the No. 59-ranked outside linebacker in the nation by Rivals and the No. 75 overall player in the state of Georgia by ESPN ... Recorded 275 tackles, 28 tackles for loss and 22 sacks for his high school career, including 158 tackles, 21 tackles for loss and 18 sacks as a senior ... Named 2019 Region 5-A-A-A-A-A-A co-Player of the Year ... Helped leads Creekside to a regional championship in 2018 ... Named first-team all-Region three years in a row ... Selected as Atlanta Touchdown Club's Defensive Player of the Year in 2019 ... Set program records for most tackles in a season (196) in 2019 and most tackles in a game (25) ... High school teammate of fellow Georgia Tech signee Khataevian Franks – together, the defensive line tandem were known as Creekside's "Twin Towers" ... Coached by Maurice Dixon.

Personal: Majoring in business administration ... Uncle, Jimmy Bronner, was a running back at Vanderbilt (1981-84).


64
WILL MILAM
OL • 6-4 • 315 • Fr.
Powder Springs, Ga./Hiram

High School: Multisport athlete at Hiram ... Played football under Chris Brown and Pete Fominaya ... Named All-County and All-Region 7-A-A-A-A-A in 2018 ... Also played tennis and wrestled ... Finished 42-8 in the heavyweight division, winning a regional championship.


Personal: Has one sister ... Father, Woodie played football at Georgia Tech (1989-92) and was a member of the 1990 national championship team as an offensive guard and tackle ... Majoring in business administration ... Enrolled midyear at Georgia Tech and made Dean's List his second semester.


84
CHRIS MILLER
TE • 6-4 • 222 • r-Fr.
Atlanta, Ga./St. Pius X

2019 (True Freshman): Redshirted.

High School: Two-sport athlete at nearby St. Pius ... Three-year letter-winner in football as a tight end and defensive end ... Named captain his senior season ... Earned all-district honors as a tight end his senior year ... Was also a four-year letterwinner as a defender in lacrosse ... Two-year team captain in lacrosse.

Personal: Has two younger brothers and a younger sister ... Father, Stephen (1984-85), and uncle, John Miller (1983-84), played basketball at U.S. Air Force Academy ... Majoring in business administration.


57
MIKEY MINIHAN
OL • 6-3 • 307 • r-Jr.
Honolulu, Hawai'i/Saint Louis


2019 (Redshirt Sophomore): Appeared in eight games, making six starts total – two at left guard and four at right guard ... Helped Georgia Tech run for 207 yards (its second-highest rushing total of the season) against a Miami (Fla.) team that then-ranked No. 7 nationally in rushing defense (77.7 rushing yards per contest) ... During a three-game stretch from Oct. 19-Nov. 9, Tech faced the teams that ranked first (Pitt), fourth (Miami) and eighth (Virginia) nationally in sacks and the offensive front allowed just five total sacks in those three games, including none against Virginia ... Helped Georgia Tech refuse to surrender a sack in two of the final four games.

2018 (Redshirt Freshman): Saw action in two games as a reserve offensive lineman – at USF (Sept. 8) and vs. Bowling Green (Sept. 29).

2017 (True Freshman): Redshirted.

High School: Rated as a three-star prospect by ESPN, 247Sports, Rivals and Scout ... Tabbed as No. 1 offensive guard in the state of Hawai'i and No. 33 guard nationally ... First-team all-state and all-conference ... Won Kahanui Trophy in 2016 as Hawai'i's most outstanding offensive lineman ... Helped lead team to state championship as a senior ... Team captain ... Coached by Cal Lee ... Participated in 2017 Polynesian Bowl, an all-star game for the world's elite high school football players of Polynesian heritage ... Honor roll student and student council member.

Personal: Born in Landsstuhl, Germany ... Is the middle of three siblings ... Father, Mike, is a member of the United States Air Force and, in addition to being born in Landsstuhl, Germany, Mikey has lived in three countries (Germany, United States and South Korea) and seven states (Maryland, Alabama, Texas, Pennsylvania, California, Arkansas and Hawai'i) ... Enjoys chess ... Majoring in business administration.


69
MATTHEW MORGAN
OL • 6-4 • 305 • r-So.
Woodstock, Ga./Etowah

2019 (Redshirt Freshman): Did not see game action.

2018 (True Freshman): Redshirted.

High School: First-team all-county and all-region honoree ... Four-year letterwinner ... Helped lead Etowah H.S. to state semifinals as a freshman in 2014 ... Coached by Dave Svehla ... Was also an all-county and all-region selection in wrestling ... Helped wrestling team win a regional championship as a freshman in 2014-15 ... Graduated with honors.

Personal: Is one of three siblings, all of whom are members of Georgia Tech's football program ... Twin brothers, Brad and Scott, are senior defensive and offensive linemen for the Yellow Jackets, respectively ... Matthew started playing football in second grade ... Majoring in civil engineering ... Member of the ACC academic honor roll.



86

LUKE MOSELEY**WR • 6-2 • 175 • r-Fr.
Calhoun, Ga./Calhoun****2019 (True Freshman):** Redshirted.

High School: Rated a three-star recruit on 247Sports ... Helped lead Calhoun to 2017 3A GHSA state championship ... Three-time regional champions (2016, 2017, 2018) ... Named all-state, all-region and all-area in 2018 ... Earned all-region and all-area honors in 2017 ... Multisport athlete, also ran the 110 hurdles, 4x100 relay, 100m dash and long jumped ... Helped lead track and field team to back-to-back regional championships (2017, 2018) ... Earned all-area and all-region honors in back-to-back years (2017, 2018) ... Honor roll student.

Personal: Majoring in business administration with aspirations of working in finance ... Has three siblings.




43

COLE NEUBER**LB • 6-1 • 220 • r-So.
Alpharetta, Ga./Johns Creek**

2018-19 (Baseball, Georgia Tech): Appeared in 20 games off the bench in two seasons with Georgia Tech baseball ... Posted a perfect 1.000 fielding percentage in the outfield for his career ... Twice named an ACC academic honor roll member.

High School: A two-sport athlete at Johns Creek High School ... Was a four-year letterwinner in football and a three-year letter award winner in baseball ... A team captain in both sports as a senior ... Ranked as high as No. 24 in the outfield and No. 110 overall in the state of Georgia in the class of 2017 by Perfect Game ... Also named to the southeast all-region second team by PG in 2017 ... A 2016 PG underclassman honorable mention honoree as a junior ... A two-time Georgia Dugout Preview Magazine Class AAAAAA all-state first team selection ... Also a two-time all-region first team selection ... Helped to lead his team to a 6AAAAAA region championship title in 2017 ... Holds the Johns Creek school record for saves ... Was also a first-team all-region selection in football ... A member of the National Honor Society ... Was also on the honor roll all four years at Johns Creek High School ... A member of Fellowship of Christian Athletes (FCA) and also a volunteer at the local hospital.

Personal: Majoring in business administration ... Has two brothers ... Father, Jeff, played football at the University of San Diego.



82

KALANI NORRIS**WR • 6-0 • 170 • So.
Miami, Fla./Christopher Columbus**

2019 (True Freshman): Appeared in seven games as a reserve wideout ... Did not record any statistics.

High School: Rated as a three-star prospect by ESPN, 247Sports and Rivals ... First-team all-Dade County honoree ... Selected to participate in Dade vs. North all-star game ... Helped lead Christopher Columbus to

14-1 record, district championship and appearance in Florida 8A state championship game as a senior in 2018 ... Four-year letterwinner played both wide receiver and defensive back ... Coached by Sedrick Irvin, Earl Little and Chris Merritt ... Honor roll student.

Personal: Brother, Nicholas, was an all-Conference USA wide receiver at Western Kentucky (2013-16) ... Kalani is in business administration.



22

KALEB OLIVER**DB • 6-4 • 220 • r-Jr.
La Vergne, Tenn./Oakland**

2019 (Redshirt Sophomore): Appeared in 11 games, making six starts at safety ... Finished fourth among defensive backs and seventh overall on the team with 39 tackles (24 solo) on the season ... Led the team with two interceptions on the year, both coming against top quarterbacks in the nation in Clemson's Trevor Lawrence and Temple's Anthony Russo ... Started the season hot with six tackles (four solo) in the season-opener at then-No. 1 Clemson (Aug. 29), including 1.0 tackles-for-loss and his first interception of the season ... Forced his third-career fumble in the win against South Florida (Sept. 7) to go along with two solo tackles and a pass breakup ... Registered a career-high eight tackles (three solo) against The Citadel (Sept. 14) ... Hauled in his second interception of the season at Temple (Sept. 28) to go along with an assisted tackle ... Recorded four tackles four times over the final seven games – vs. North Carolina (Oct. 5), at Duke (Oct. 12), vs. Pitt (Nov. 2), and vs. Virginia Tech (Nov. 16) ... Talled a tackle, a quarterback hurry and a pass breakup against then-No. 4 Georgia (Nov. 30).

2018 (Redshirt Freshman): Played in all 13 games as a reserve safety ... Registered 21 tackles, including 2.5 for loss, an interception, two pass breakups and a forced fumble ... Opened the season in style with four tackles, a tackle for loss and an interception that he returned 25 yards to set up a field goal in a 41-0 win over Alcorn State (Sept. 1) ... Matched his season-high with four more tackles in Week 2 at USF (Sept. 8) ... Had three stops, including one behind the line of scrimmage, at Pitt (Sept. 15) ... Wound up recording multiple tackles three more times on the season – two vs. Bowling Green (Sept. 29), three at Virginia Tech (Oct. 25) and two at North Carolina (Nov. 3) ... Was in on a tackle for loss at Georgia (Nov. 24).

2017 (True Freshman): Redshirted.

High School: Rated as a four-star prospect and the nation's No. 29-ranked safety by Rivals ... Named first-team all-state, all-region and all-area as a senior ... Racked up 82 tackles, 16.5 tackles for loss, three sacks, three fumble recoveries and an interception during final prep campaign ... Helped lead Oakland to Tennessee Class 6A state championship game in 2016, claiming district and regional titles along the way ... Coached by Kevin Creasy.

Personal: Youngest of four siblings ... Brother, Kevin, played offensive line at Tennessee State University ... Sister, Kaitlin, played basketball at Cumberland University ... Brother, Kyle, plays tight end at Memphis and Tennessee State ... Kaleb is majoring in business administration.

CAREER HIGHS

Tackles: 7 vs. The Citadel (Sept. 14, 2019)

Solo Tackles: 4 at No. 1 Clemson (Aug. 29, 2019)

Tackles for Loss: 1.0, four times

Interceptions: 1, three times - last at Temple (Sept. 28, 2019)

Longest Interception Return: 25 vs. Alcorn St. (Sept. 1, 2018)

Fumbles Forced: 1, twice - last vs. USF (Sept. 7, 2019)


Pass Breakups: 1, three times - last vs. USF (Sept. 7, 2019)



CAREER STATISTICS

DEFENSIVE

Table with columns: YR, G-GS, UT, AT, TT, TFL, PD, FF/FR, INT, QBH. Rows for 2017, 2018, 2019, and Total.



8

TOBIAS OLIVER

DB • 6-2 • 197 • r-Jr. Warner Robins, Ga./Northside

2019 (Redshirt Sophomore): Became one of the nation's most dynamic players ... Appeared in all 12 games, including two starts at quarterback ... Switched to wideout a third of the way through the season ... Also received kick returns ... Became one of just three FBS players since 2000 to record 100 passing yards, 100 receiving yards, 200 rushing yards and 200 kick return yards in a single season ...

2018 (Redshirt Freshman): Put on a show as Georgia Tech's backup quarterback for the vast majority of the season ... Appeared in 12 games but made only one start in place of injured starter TaQuon Marshall ... Led Georgia Tech, ranked fourth in the ACC and 34th nationally with 12 rushing touchdowns ...

put up gaudy numbers throughout his redshirt-freshman campaign ... Opened the season by running for 72 yards on 12 carries in his first-career game vs. Alcorn State (Sept. 1) ... Followed that up by rushing for 97 yards and three touchdowns in only a quarter of action in place of injured Marshall at USF (Sept. 8) ... Came off the bench to put together back-to-back 100-yard rushing performances in routs over Bowling Green (115 yards and two TD on Sept. 29) and Louisville (103 yards and two TD on Oct. 5) ...

2017 (True Freshman): Redshirted.

High School: Rated as a three-star prospect by 247Sports, Rivals and Scout ... Three-year starter at quarterback and team captain at Northside ... Helped lead team to state championship as a sophomore in 2014 and appearance in state semifinals as a senior in 2016 ... Totaled 7,003 yards of offense during prep career with a school-record 3,785 passing yards and 3,218 rushing yards (good for No. 3 in school history) ...

Personal: Majoring in business administration.

CAREER HIGHS

- Pass Completions: 4 at Temple (Sept. 28, 2019)
Pass Attempts: 11 at Temple (Sept. 28, 2019)
Pass Yards: 104 at North Carolina (Nov. 3, 2018)
Pass TDs: 1, twice - last at North Carolina (Nov. 3, 2018)
Longest Pass: 86 at North Carolina (Nov. 3, 2018)
Rush Attempts: 40 at Virginia Tech (Oct. 25, 2018)
Rush Yards: 215 at Virginia Tech (Oct. 25, 2018 (40 Carries)
Rush TDs: 3 at Virginia Tech (Oct. 25, 2018)
Longest Rush: 65 [T-8th], At Louisville, Oct 05, 2018
Receptions: 4 at Virginia (Nov. 9, 2019)
Receiving Yards: 57 at Virginia (Nov. 9, 2019)
Receiving TDs: 1 vs. NC State (Nov. 21, 2019)
Longest Reception: 37 at Virginia (Nov. 9, 2019)
Kick Returns: 3 vs. Virginia Tech (Nov. 16, 2019)
Kick Return Yards: 96 vs. The Citadel (Sept. 14, 2019)
Longest Kick Return: 52 vs. The Citadel (Sept. 14, 2019)

CAREER STATISTICS

PASSING

Table with columns: YR, G-GS, CMP, ATT, YDS, PCT, TD, INT, LG. Rows for 2018, 2019, and Total.

RUSHING

Table with columns: YR, G-GS, ATT, YDS, TD, LG, Avg/C, Avg/G. Rows for 2018, 2019, and Total.




RECEIVING

YR	G-GS	NO.	YDS	TD	LG	Rec./G	Avg/C	Avg/G
2018	12-1	0	0	0	0	0.0	0.0	0.0
2019	12-2	11	106	1	37	0.9	9.6	8.8
Total	24-3	11	106	1	37	0.9	9.6	8.8

KICKOFF RETURNS

YR	G-GS	NO.	YDS	TD	LG	Avg/R	Avg/G
2018	12-1	0	0	0	0	0.0	0.0
2019	12-2	14	297	0	52	21.2	24.8
Total	24-3	14	297	0	52	21.2	24.8



89

ANTWAN OWENS

DL • 6-4 • 275 • Sr.
Tallahassee, Fla./Godby

2019 (Junior): Appeared in the first eight games of the season, making seven starts at defensive end, before suffering a season-ending injury ... Ranked fourth among defensive linemen with 21 tackles (10 solo) on the season ... One of six Yellow Jackets to record an interception on the season, an 18-yard return against North Carolina (Oct. 5) — the first of his career ... Started the year with five tackles (four solo) in the season-opener at then-No. 1 Clemson (Aug. 29) ... Recorded a career-high six tackles (three solo), including the second sack of his career for 1 yard, against The Citadel (Sept. 14) ... Had two tackles in back-to-back games — at Temple (Sept. 28) and vs. North Carolina (Oct. 5) ... Forced overtime at Miami (Fla.) (Oct. 19) when he blocked their 35-yard field goal attempt with 26 seconds left in the fourth quarter en route to the thrilling 28-21 victory ... The blocked field goal was Georgia Tech's first since 2016 ... Also registered four tackles (two solo) and a pass breakup at Miami ... Tallied two tackles (one solo), including his third sack of his career for a loss of 7 yards in his final game vs. Pitt (Nov. 2) ... An ACC Honor Roll member.

2018 (Sophomore): Appeared in all 13 games as a member of Georgia Tech's defensive line rotation ... Finished the season with 21 tackles ... Opened the campaign with a career-high four tackles against Alcorn State (Sept. 1) ... Went on to have multiple tackles on five more occasions — three vs. Clemson (Sept. 22), Bowling Green (Sept. 29) and Virginia (Nov. 17) and two vs. North Carolina (Nov. 3) and Miami (Nov. 10) ... Returned a fumble 21 yards to set up a touchdown in the rout over Bowling Green.

2017 (True Freshman): Appeared in eight games as a reserve defensive lineman ... Recorded a sack in his collegiate debut versus Jacksonville State (Sept. 9) ... Also had tackles at Miami (Oct. 14) and Virginia (Nov. 4) ... Was one of nine true freshmen that saw action for the Yellow Jackets.

High School: Rated as a three-star prospect by ESPN, *247Sports* and *Rivals* ... Played defensive end and tight end as a prep ... Three-year letterwinner ... All-state honoree ... Three-time all-area selection ... Named one of the top 100 players in Florida by *Orlando Sentinel* ... Intercepted two passes from his defensive line position ... Holds school record with four sacks in a game ... Helped lead Godby to a district championship as a sophomore in 2014 ... Coached by Todd Lanter ... Selected to participate in O-D All-American Bowl ... Also played basketball ... Three-year honor roll student ... Member of National Honor Society.

Personal: Oldest of three siblings ... Father, Antwan Sr., is a chef ... Uncle, Fred Rouse, played football at Florida State ... Cousin, Mike Williams, played football at Kentucky ... Antwan originally started playing football at age eight as a way to lose weight ... Majoring in history, technology and society.

CAREER HIGHS

Tackles: 6 vs. The Citadel (Sept. 14, 2019)
Solo Tackles: 4, twice - last at No. 1 Clemson (Aug. 29, 2019)
Sacks: 1.0, twice - last vs. Pitt (Nov. 2, 2019)
Tackles for Loss: 1.0, 3x - last vs. Pitt (Nov. 2, 2019)
Fumbles Recovered: 1 vs. Bowling Green (Sept. 29, 2018)
Interceptions: 1 vs. North Carolina (Oct. 5, 2019)
Blocked Kicks: 1 at Miami (Oct. 19, 2019)

CAREER STATISTICS

DEFENSIVE

YR	G-GS	UT	AT	TT	TFL	INT	FF/FR	BLK	QBH
2017	8-0	1	2	3	1.0-5	0	0/0	0	0
2018	13-0	13	8	21	0.0-0	0	0/1	0	2
2019	8-7	10	11	21	2.5-9	1-18	0/0	1	1
Total	29-7	24	21	45	3.5-14	1-18	0/1	1	3



81


ZACH OWENS

WR • 6-3 • 225 • r-Fr.
Marietta, Ga./Pope

2019 (True Freshman): Redshirted.

High School: Rated as a three-star prospect by ESPN, *247Sports* and *Rivals* ... All-region and all-county performer ... Named to *MaxPreps'* preseason all-state team in 2018 ... Racked up 3,066 all-purpose yards (1,707 receiving, 1,260 rushing, 99 kick returns) and scored 31 touchdowns (17 receiving, 14 rushing) over final three prep seasons ... Averaged 105.7 all-purpose yards per game ... Helped lead Pope to first playoff appearance in five years as a junior in 2017 ... Coached by Tab Griffin ... Also a three-year letterwinner in track.

Personal: Majoring business administration ... Aspires to be an entrepreneur.



73

ZACH QUINNEY

OL • 6-6 • 315 • r-Jr.
Savannah, Ga./Savannah Christian Prep

2019 (Redshirt Sophomore): Started all 12 games, primarily at left tackle ... Helped Georgia Tech run for 207 yards (its second-highest rushing total of the season) against a Miami (Fla.) team that then-ranked No. 7 nationally in rushing defense (77.7 rushing yards per contest) ... During a three-game stretch from Oct. 19-Nov. 9, Tech faced the teams that ranked first (Pitt), fourth (Miami) and eighth (Virginia) nationally in sacks and the offensive front allowed just five total sacks in those three games, including none against Virginia ... Helped Georgia Tech refuse to surrender a sack in two of the final four games.

2018 (Redshirt Freshman): Appeared in all 13 games and started the final 12 at left tackle ... Became the first freshman to make the majority of Georgia Tech's starts at left tackle since Andrew Gardner in 2005 ... Was a key cog in an offensive front that paved the way for Georgia Tech to lead the nation in rushing offense (325.0 ypg) ... Also helped the Yellow Jackets break their year-old record for 400-yard rushing games in a season with five.

2017 (True Freshman): Redshirted.

High School: Rated as a three-star prospect by ESPN, *247Sports*, *Rivals* and *Scout* ... Two-time all-state honoree ... Also named all-Coastal Georgia twice, all-area three times and all-region four times ... Four-year letterwinner and three-year captain ... Played offensive and defensive line ... Selected to participate in Georgia Athletic Coaches Association North-South Bowl ... Helped lead Savannah Christian Prep to sub-regional championship in 2015 ... Coached by Donald Chumley ... Also lettered twice in basketball (team captain) and twice in track and field ... High honor roll student.

Personal: Oldest of three siblings ... Started playing football at age 5 – his father, Brian, was his coach until he was 13 ... Enjoys fishing ... Majoring in business administration.



74

MICHAEL RANKINS

OL • 6-5 • 295 • Fr.
Ruskin, Fla./Lennard

High School: Four-year letterwinner at Lennard ... Rated as a three-star prospect by *Rivals*, *247Sports* and ESPN ... Tabbed as the No. 44-ranked offensive tackle in the nation and the No. 73-ranked player in the state of Florida by *247Sports* ... Three-time all-district honoree ... Earned Team Cornerstone Award his sophomore year ... Honor roll student ... Coached by Matt Kitchie.

Personal: Plans to major in computer engineering.



98

CURTIS RYANS

DL • 6-5 • 265 • r-So.
Kennesaw, Ga./North Cobb

2019 (Redshirt Freshman): Appeared in seven games, making two starts at defensive end – vs. Virginia Tech (Nov. 16) and NC State (Nov. 21) ... Finished the year with nine tackles (eight solo), including 1.0 tackles-for-loss for 2 yards ... Made his collegiate debut at Temple on Sept. 28 ... Recorded his first collegiate solo tackle against North Carolina (Oct. 5) ... Also tallied an assisted tackle at Duke (Oct. 12) ... Had a career day against Virginia Tech (Nov. 16), registering four tackles and 1.0 tackles-for-loss for 2 yards ... Took down three offensive players against then-No. 4 Georgia (Nov. 30).

2018 (True Freshman): Redshirted.

High School: Four-year letterwinner as a defensive end at North Cobb H.S. ... Was part of a program that won 32 games over his four prep seasons, including a 10-3 record and two playoff victories as a junior in 2016 ... Coached by Shane Queen.

Personal: Has an older sister ... Began playing football at five years of age ... Majoring in business administration.

CAREER HIGHS

Tackles: 4 vs. Virginia Tech (Nov. 16, 2019)
Solo Tackles: 4 vs. Virginia Tech (Nov. 16, 2019)
Tackles for Loss: 1.0 vs. Virginia Tech (Nov. 16, 2019)

CAREER STATISTICS

DEFENSIVE

YR	G-GS	UT	AT	TT	TFL	INT	FF/FR	BLK	QBH
2018		— Redshirt —							
2019	7-2	8	1	9	1.0-2	0	0/0	0	0
Total	7-2	8	1	9	1.0-2	0	0/0	0	0



12

ADONICAS SANDERS

WR • 6-1 • 195 • r-Jr.
North Charleston, S.C./Fort Dorchester

2019 (Redshirt Sophomore): Appeared in all 12 games, making seven starts at wideout ... Made his first collegiate start against North Carolina (Oct. 5) ... Became one of Georgia Tech's top targets, finishing second on the team with 249 receiving yards on 19 catches ... Averaged 13.1 yards per reception and 20.8 yards per game ... Hauled in his first career pass in the home-opening win over South Florida (Sept. 7) – a 6-yard reception ... In his first start, caught three passes for 67 yards against UNC, including a career-long 39-yard catch from James Graham in the fourth quarter ... Also registered three receptions for a career-high 69 yards at Duke (Oct. 12), including a 35-yard reception from James Graham in the third quarter ... Hauled in a career-high five receptions for 21 yards at Virginia (Nov. 9) ... Also tallied a solo tackle against Pitt (Nov. 2).

2018 (Redshirt Freshman): Saw action in two games – Sept. 29 vs. Bowling Green and Oct. 25 vs. Virginia Tech ... Did not record any statistics.

2017 (True Freshman): Redshirted.

High School: All-state honoree averaged more than 100 receiving yards per game as a senior in 2016, including five receptions for 139 yards in state semifinals ... Finished his prep career as Fort Dorchester's all-time leading receiver, despite the fact that he only played at the school for two seasons ... In addition to the semifinal appearance in '16, helped lead Fort Dorchester to 15-0 record and South Carolina 4A state championship as a junior in 2015 ... Coached by Steve Laprad ... Selected to participate in prestigious Shrine Bowl of the Carolinas all-star game ... Attended Charleston's Burke H.S. as a freshman and sophomore, where he helped lead the Bulldogs to the S.C. 1A state basketball championship in 2015 ... Earned all-state honors on the hardwood twice — as a sophomore at Burke and as a junior at Fort Dorchester.

Personal: Youngest of three siblings ... Brother, Sidney Jr., played two seasons of college basketball at Fairleigh Dickinson and averaged 19.1 points per game in his final season at FDU (2013-14) before embarking on a professional playing career in Lithuania ... Majoring in business administration ... Member of the ACC academic honor roll.

CAREER HIGHS

Receptions: 5 at Virginia (Nov. 9, 2019)
Receiving Yards: 69 at Duke (Oct. 12, 2019)
Longest Reception: 39 vs. North Carolina (Oct. 5, 2019)



CAREER STATISTICS

RECEIVING

YR	G-GS	NO.	YDS	TD	LG	Rec./G	Avg/C	Avg/G
2017								
2018	2-0	0	0	0	0	0.0	0.0	0.0
2019	12-7	19	249	0	39	1.6	13.1	20.8
Total	14-7	19	249	0	39	1.4	13.1	17.8



58

WILL SCISSUM

OL • 6-2 • 290 • r-Fr.
Marietta, Ga./The Walker School

2019 (True Freshman): Redshirted ... An ACC Honor Roll member.

High School: Four-year letterwinner as an offensive lineman at The Walker School ... Named all-region and all-county by Cobb County Touchdown Club ... Selected to participate in GACA All-Star Game ... Coached by Matt Casper ... Member of National Honor Society, as well as National Science Society and National Spanish Society.

Personal: Comes from a family of athletes ... Father, Willard Scissum, was a four-year letterwinner at Alabama before playing two years of professional football in the NFL, spending one year apiece with the Denver Broncos and the Washington Redskins ... Mother, Ellen, ran track and field at Alabama A&M for all four years ... Uncle, Chris, wrestled at the Naval Academy for three years ... Grandfather, Adolph, was a four-year football letterwinner at Alabama A&M ... Cousin, Chauncey, played football for four years at Syracuse and one at UNLV ... Cousin, Geron, played one year of basketball apiece at VCU, James Madison and Alabama A&M ... Grandmother, Jeannette, was a scientist at NASA ... Will is majoring in civil engineering.



13

AVERY SHOWELL

DB • 6-1 • 208 • r-Jr.
Atlanta, Ga./Cartersville

2019 (Redshirt Sophomore): Appeared in 11 games, making one start at cornerback against The Citadel (Sept. 14) ... Began the year with a solo tackle in the season-opener at then-No. 1 Clemson (Aug. 29) ... Tied his then-career high with three tackles (two solo) at Duke (Oct. 12) ... Recorded three tackles (two solo) against Virginia Tech (Nov. 16) ... Had his best career performance when he registered a career-high five tackles (four solo) and a pass breakup in the primetime victory over NC State (Nov. 21) ... Also recorded a solo tackle against then-No. 4 Georgia (Nov. 30).

2018 (Redshirt Freshman): Saw action in six games – at Pitt (Sept. 15), vs. Clemson (Sept. 22), vs. Bowling Green (Sept. 29), at Louisville (Oct. 5), vs. Duke (Oct. 13) and at Georgia (Nov. 24) ... Recorded three tackles in romp at Louisville.

2017 (True Freshman): Redshirted.

High School: Rated as a three-star prospect by ESPN, *247Sports*, *Rivals* and *Scout* ... Named first-team all-state as a senior ... Versatile athlete who was a two-way standout during prep career ... Led Cartersville (coach Joey King) with 44 receptions and 17 touchdown catches as a senior ... Helped lead Cartersville to 15-0 season and state title as a senior ... Was also one of the team's leading tacklers, highlighted by a team-best nine

tackles (including three TFL) in 58-7 win over Thomson in 2016 state championship game ... Attended Saint Francis H.S. in Alpharetta, Ga. before transferring to Cartersville as a senior ... As a junior, helped lead Saint Francis to 2016 basketball state championship, the first of two state titles that he would win within a span of nine months ... Earned nine varsity letters over three sports during prep career (football – four; basketball – three; track and field – two).

Personal: One of three siblings ... Started playing football when he was 6 years old ... Majoring in business administration.

CAREER HIGHS

Tackles: 5 vs. NC State (Nov. 21, 2019)

Solo Tackles: 3 at Louisville (Oct. 5, 2018)

Pass Breakups: 1 vs. NC State (Nov. 21, 2019)

Kick Returns: 1 vs. Bowling Green, Sept. 29, 2018

Kick Returns Yards: 14 yards vs. Bowling Green (Sept. 29, 2018)

Longest Kick Return: 14 yards vs. Bowling Green (Sept. 29, 2018)

CAREER STATISTICS

DEFENSIVE

YR	G-GS	UT	AT	TT	TFL	PD	FF/FR	BLK	QBH
2017									
2018	6-0	3	0	3	0.0-0	0	0/0	0	0
2019	11-1	13	3	16	0.0-0	1	0/0	0	0
Total	17-1	16	3	19	0.0-0	1	0/0	0	0



10

JEFF SIMS

QB • 6-3 • 215 • Fr.
Jacksonville, Fla./Sandalwood

Before Tech: Rated as a four-star prospect by *Rivals*, *247Sports* and ESPN ... A member of the prestigious *Rivals250*, *247Sports 247* and *ESPN300* lists ... Tabbed as the No. 6-ranked dual-threat quarterback in the nation and the No. 22-ranked player in the state of Florida by ESPN ... Earned recognition as one of the nation's "Elite 11" quarterbacks in the prestigious annual QB competition ... Ranked as one of the top 15 recruits in Georgia Tech history by *247Sports* ... Three-year starter at quarterback ... Amassed more than 5,000 passing yards, 1,200 rushing yards and 55 total touchdowns in his prep career ... Accounted for 23 touchdowns (14 passing, nine rushing) while throwing only three interceptions as a senior in 2019 ... Coached by Adam Geis.

Personal: Majoring in business administration.



16

MYLES SIMS

DB • 6-3 • 185 • r-Fr.
Atlanta, Ga./Westlake (Michigan)

2019 (Redshirt Freshman, Georgia Tech): Appeared in 10 games as a reserve defensive back ... Despite limited opportunities, recorded 16 tackles (15 solo) and three pass breakups ... Made his debut at Georgia Tech in the season-opener at then-No. 1 Clemson (Aug. 29) ... Recorded his first solo tackles against South Florida (Sept. 7) and at Temple (Sept. 28) ... Took down two offensive players against North Carolina (Oct. 5) ... Tallied four tackles (three solo) at Virginia (Nov. 9) and also recorded his first pass breakup ... Registered a tackle and a pass breakup against Vir-



ginia Tech (Nov. 16) ... Had his best game of the season against then-No. 4 Georgia (Nov. 30), totaling a career-high five solo tackles and his third pass breakup of the season ... An ACC Honor Roll member.

2018 (Michigan): Redshirted as a true freshman.

High School: Rated as a four-star prospect by 247Sports, Rivals and ESPN coming out of Westlake H.S. ... Tabbed as the No. 79 overall player in the nation and the No. 7 cornerback in the class of 2016 by Rivals ... Two-time all-region honoree ... Recorded six pass breakups and two interceptions as a senior despite opposing offenses generally avoiding to throw in his direction ... Selected to participate in 2018 Under Armour All-America Game ... Helped lead Westlake to 2017 regional championship ... Coached by Kareem Reid.


Personal: Majoring in business administration.

CAREER HIGHS

Tackles: 5 vs. No. 4 Georgia (Nov. 30, 2019)
Solo Tackles: 5 vs. No. 4 Georgia (Nov. 30, 2019)
Pass Breakups: 1, 3x - last vs. No. 4 Georgia (Nov. 30, 2019)

CAREER STATISTICS

DEFENSIVE
YR G-GS UT AT TT TFL PD FF/FR BLK QBH
2018 — Redshirt —
2019 10-0 15 1 16 0.0-0 3 0/0 0 0
Total 10-0 15 1 16 0.0-0 3 0/0 0 0



65
AUSTIN SMITH
OL • 6-5 • 310 • r-So.
McDonough, Ga./Ola

2019 (Redshirt Freshman): Appeared in five games as a reserve offensive lineman - Oct. 12 at Duke, Oct. 19 at Miami (Fla.), Nov. 9 at Virginia, Nov. 21 vs. NC State, and Nov. 30 against then-No. 4 Georgia.

2018 (True Freshman): Redshirted.

High School: Rated as a three-star prospect by ESPN, 247Sports/Scout and Rivals ... First-team all-state honoree as a senior in 2017 ... Two-time first-team all-region selection ... Invited to participate in Elite Sophomore Game, Elite Junior Game, Elite Senior Game, Futures All-Star Game and All-American 88 Bowl in New Orleans ... Four-year starter ... Helped lead Ola to school's first-ever playoff appearance as a junior in 2016 ... Coached by Jared Zito ... Also lettered in basketball and track and field ... Honor roll student.

Personal: Full name is Austin Tyler Smith ... Born Jan. 7, 2000 ... Son of Danny and Shelly Smith ... Has one younger sister ... Began playing football when he was five years old ... Majoring in business administration.



12
DEVIN SMITH
DB • 5-10 • 180 • r-Jr.
Acworth, Ga./Harrison

2019 (Redshirt Sophomore): Appeared in five games as a reserve

defensive back - Sept. 28 at Temple, Oct. 19 at Miami (Fla.), Nov. 2 vs. Pitt, Nov. 9 at Virginia, and Nov. 21 vs. NC State ... Recorded one tackle at Temple.

2018 (Redshirt Freshman): Played in two games - Sept. 29 vs. Bowling Green and Oct. 5 vs. Louisville ... Registered one tackle at Louisville.

2017 (True Freshman): Redshirted.

High School: Three-year letterwinner at Harrison H.S. for head coach Matt Dickman ... Earned first-team all-region honors after leading year with eight takeaways as a senior ... Served as team's defensive captain as a senior ... Selected to participate in Cobb Senior Bowl ... Also earned two letters in track (100-meter and 300-meter hurdles) ... Honor roll student, including one year with a 4.0 grade point average.

Personal: Oldest of two siblings ... Third-generation college football student-athlete - father played at Newberry (S.C.) College and grandfather played at Shaw (N.C.) University ... Majoring in business administration ... Member of the ACC academic honor roll.

CAREER HIGHS

Tackles: 1, twice - last at Temple (Sept. 28, 2019)
Solo Tackles: 1, twice - last at Temple (Sept. 28, 2019)

CAREER STATISTICS

DEFENSIVE
YR G-GS UT AT TT TFL INT FF/FR BLK QBH
2017 — Redshirt —
2018 2-0 1 0 1 0.0-0 0 0/0 0 0
2019 5-0 1 0 1 0.0-0 0 0/0 0 0
Total 7-0 2 0 2 0.0-0 0 0/0 0 0



28
DONTAE SMITH
RB • 5-11 • 195 • r-So.
Spring Hill, Tenn./Spring Hill

2019 (Redshirt Freshman): Appeared in eight games as a reserve running back ... Finished the season with 10 carries for 62 yards and two receptions for 13 yards ... Also returned six kicks for 138 yards ... Totaled 216 all-purpose yards on the year ... Hauled in his first-career reception against South Florida (Sept. 7), a 10-yard catch, while returning his first-career kick for 18 yards ... Returned a kick for 27 yards against The Citadel (Sept. 14) ... Recorded a career-high seven rushes for 35 yards, including a 17-yard carry in the third quarter at Temple (Sept. 28) ... Took back three kicks for a career-best 77 yards, including a 31-yard run in the fourth quarter ... Ran twice for 32 yards at Duke (Oct. 12), including a career-long 25-yard carry in the fourth quarter.

2018 (True Freshman): Redshirted.

High School: Rated as a three-star prospect by ESPN, 247Sports/Scout and Rivals ... Ranked as the nation's No. 20 all-purpose back by 247Sports/Scout and the nation's No. 39 running back by ESPN ... 2017 Tennessee Region 4A co-MVP ... One of three finalists for Tennessee's 4A Mr. Football award as a senior ... Three-time all-region honoree ... Rushed for 4,269 yards and 45 touchdowns over final two prep seasons (2,065 yards and 24 touchdowns as a senior in 2017, 2,204 yards and 21 touchdowns as a junior in 2016) ... Two-time team captain ... Four-



year letterwinner ... Selected to participate in 2017 Tennessee East-West All-Star Classic ... Coached by Jay Emmons.

Personal: Has four siblings ... Grandfather, Lowell Wade, played football at Michigan State ... Started playing football at age five ... Enjoys fishing ... Was a Boys and Girls Club volunteer and volunteered time reading to elementary students as a high-schooler ... Majoring in business administration.

CAREER HIGHS

Rush Attempts: 7 at Temple (Sept. 28, 2019)
Rushing Yards: 35 at Temple (Sept. 28, 2019)
Longest Rush: 25 at Duke (Oct. 12, 2019)
Receptions: 1, twice - last at Duke (Oct. 12, 2019)
Receiving Yards: 10 vs. USF (Sept. 7, 2019)
Longest Reception: 10 vs. USF (Sept. 7, 2019)
Kick Returns: 3 vs. North Carolina (Oct. 5, 2019)
Kick Return Yards: 77 vs. North Carolina (Oct. 5, 2019)
Longest Kick Return: 31 vs. North Carolina (Oct. 5, 2019)

CAREER STATISTICS

RUSHING

YR	G-GS	ATT	YDS	TD	LG	Avg/C	Avg/G
2019	8-0	10	65	0	25	6.5	8.1
Total	8-0	10	65	0	25	6.5	8.1

RECEIVING

YR	G-GS	NO.	YDS	TD	LG	Rec./G	Avg/C	Avg/G
2019	8-0	2	13	0	10	0.2	6.5	1.6
Total	8-0	2	13	0	10	0.2	6.5	1.6

KICKOFF RETURNS

YR	G-GS	NO.	YDS	TD	LG	Avg/R	Avg/G
2019	8-0	6	138	0	31	23.0	17.2
Total	8-0	6	138	0	31	23.0	17.2



28


JEREMIAH SMITH

DB • 6-2 • 209 • r-Fr.
 Grayson, Ga./Grayson

2019 (True Freshman): Redshirted.

High School: Rated as a three-star prospect by ESPN, *247Sports* and *Rivals* ... Named first-team all-region and second-team all-county as a senior ... Four-year letterwinner ... Helped lead Grayson to three region championships and a 47-7 overall record over four prep seasons ... Was a sophomore for 2016 team that won Georgia 7A state championship and finished the season ranked No. 4 nationally by *MaxPreps* ... Coached by Mickey Conn, Jeff Heron and Christian Hunnicutt ... Also a four-year letterwinner in baseball ... Named Georgia Top 100 junior baseball player in 2018.

Personal: Majoring in international affairs ... Sister, Sierra, plays softball (shortstop) at Jackson State.



71

RYAN SPIERS

OL • 6-3 • 298 • Fr.
 Biloxi, Miss./Biloxi

High School: Rated as a three-star prospect by 247Sports and ESPN ... Two-time all-state honoree ... Three-time all-conference selection ... Four-time academic all-district award winner ... Selected to participate in 2016 Louisiana-Mississippi All-Star Game (helped lead Mississippi to win) and 2019 Mississippi-Alabama All-Star Game ... Coached by Katlan French ... Honor roll student.

Personal: Majoring in business administration ... Aspires for a career in stock market, equity and/or banking after football.



97

AKELO STONE

DL • 6-2 • 292 • Fr.
 Savannah, Ga./Jenkins

Before Tech: Rated as a three-star prospect by Rivals, 247Sports and ESPN ... Tabbed as the No. 38-ranked weakside defensive end in the nation and the No. 77-ranked player in the state of Georgia by Rivals ... Named to 2020 GSWA Class AAA All-State Team ... All-region honoree ... Recorded more than 100 tackles and 40 tackles for loss over the final two seasons of his prep career ... Helped lead team to a perfect 10-0 regular season and 11-1 overall record as a senior in 2019 ... Anchored a defense that allowed just 11.4 points per game during senior campaign ... Coached by Robert Edwards.

Personal: Majoring in civil engineering.



3

TRE SWILLING

DB • 6-0 • 205 • r-Jr.
 New Orleans, La./Brother Martin

2019 (Redshirt Sophomore): Honorable mention all-ACC ... Started in all 12 games at cornerback ... Tied for 10th in the ACC with 11 passes defended, helping Georgia Tech hold five of its opponents to 200 passing yards or less ... Finished with 23 tackles (18 solo) on the year ... Recorded his second interception in the season-opener at then-No. 1 Clemson (Aug. 29) - his second INT of his career ... Returned the interception for 41 yards ... Recorded three tackles (two solo) and a pass breakup at Temple (Sept. 28) ... Tallied two solo tackles and a 3-yard tackle-for-loss at Miami (Fla.) on Oct. 19, while also tying his career-high with two pass breakups ... Recorded a 4-yard tackle-for-loss against Pitt (Nov. 2) ... Tied his career-high with two pass breakups again at Virginia (Nov. 9) ... Totaled a season-high four tackles (three solo) in the primetime victory against NC State (Nov. 21) ... Recovered his first-career fumble against then-No. 4 Georgia (Nov. 30).

2018 (Redshirt Freshman): Saw action in 12 games, making 11 starts at cornerback ... Played in every game but Clemson (Sept. 22) ... Led team with six pass breakups and tied for team lead with seven total passes defended ... Recorded 24 tackles and an interception ... Started the season slow with just two tackles through Georgia Tech's first five games but finished strong with 19 stops over the final eight games of



the campaign ... Recorded a season-high six tackles in rout at Louisville (Oct. 5) ... Forced a fumble on a sack of Duke QB Daniel Jones (Oct. 13) ... Had five tackles, was in on a tackle for loss and intercepted a pass to set up a Georgia Tech touchdown in 38-28 victory at North Carolina (Nov. 3) ... Broke up two passes in win over Miami (Nov. 10) ... Had four tackles and a pass breakup in overtime triumph over Virginia (Nov. 10) ... Broke up a pass in Quick Lane Bowl vs. Minnesota (Dec. 26) ... Named to all-ACC academic team in recognition of performance on the field and in the classroom.

2017 (True Freshman): Redshirted.

High School: Rated as a four-star prospect by ESPN and Rivals ... Tabbed as the nation's No. 27-ranked cornerback by ESPN ... Member of the prestigious "ESPN 300" as the 295th-ranked player in the nation ... Named second-team all-state and first-team all-district and all-metro after recording 53 tackles and three interceptions as a junior in 2015 ... Helped lead Brother Martin to state semifinals in 2014 and 2016 and a quarterfinals appearance in 2015 ... Coached by Mark Bonis ... Was also a four-year letterwinner, three-year captain and an all-district and all-metro selection in basketball ... Four-year honor roll student.

Personal: Father, Pat Swilling, played defensive line for Georgia Tech from 1982-85, was a first-team all-American in 1985, continues to hold Tech's all-time record with 15 single-season sacks (85) and was inducted into the College Football Hall of Fame in 2009 ... Selected by the New Orleans Saints in the third round of the 1986 NFL Draft, Pat Swilling went on to be a two-time first-team All-Pro, two-time second-team All-Pro, five-time Pro Bowler and the NFL sacks leader and Defensive Player of the Year in 1991 ... Pat Swilling was teammates at Georgia Tech with current athletics director Todd Stansbury ... Tre's uncles, Darrell and Ken Swilling, also played at Georgia Tech from 1988-91 and were members of the Yellow Jackets' 1990 national championship team ... His brother, Bruce Jordan-Swilling, is a linebacker for the Yellow Jackets ... Older brother, Pat, played basketball at Tulsa ... Began partaking in the family tradition of football at age 10 ... Majoring in business administration ... Member of the ACC academic honor roll ... Aspires to be the CEO of his own business, perhaps a sports agency.



25

CHARLIE THOMAS

LB • 6-2 • 210 • Jr.
Thomasville, Ga./Thomasville

2019 (Sophomore): Appeared in all 12 games, making five starts at linebacker ... Led the team with 9.5 tackles-for-loss ... Tied to lead the team with two forced fumbles on the year ... Finished second on the team with 65 tackles (42 solo) ... Finished as one of only seven underclassmen defenders in Power Five to record 65 tackles, 9.5 tackles-for-loss and two sacks in 2019 ... Named ACC Linebacker of the Week after having one of the best performances of his career against South Florida (Sept. 7), recording a career-high-tying nine tackles (seven solo), a career-high 2.0 sacks for 12 yards, and a forced fumble ... Became first Yellow Jacket since Jeremiah Attaochu in 2012 ACC Championship Game to record nine tackles and two sacks in a single game ... Forced his second fumble at The Citadel (Sept. 14), in addition to six tackles (four solo) and 1.0 tackles-for-loss at 8 yards ... Recorded his first-career safety at Temple (Sept. 28) to go along with seven tackles (three solo) and 1.5 tackles-for-loss for 2 yards ... Registered six tackles (three solo) and tied his career-high with 2.0 tackles-for-loss for 7 yards against North Carolina (Oct. 5) ... Recorded 2.0 tackles-for-loss over the next two games - at Duke (Oct. 12) and at Miami (Fla.) (Oct. 19) ... Took down six offensive players solo against Virginia Tech (Nov. 16) ... Totaled seven tackles (two solo) in the primetime victory over NC State (Nov. 21), including 0.5 tackles-for-loss for 6 yards and a pass breakup ... Joined David Curry and Tariq Carpenter in becoming the first Georgia Tech trio since 2012 to record more than 60 tackles apiece in a single season.

2018 (True Freshman): Saw action in 10 games and made six starts at outside linebacker ... Despite only making six starts, finished fifth on the team with 48 tackles, which included a sack and three tackles for loss ... Led team with three fumble recoveries ... Ranked second on the team with five quarterback hurries ... Didn't enter the starting lineup until Week 6 at Louisville (Oct. 5) but went on to start six of the Yellow Jackets final eight games ... Earned a spot in the starting lineup after recording 11 tackles in his first three games of the season, including eight at Bowling Green (Sept. 29) ... In his first-career start at Louisville, matched a school record with two fumble recoveries in Georgia Tech's 66-31 rout ... Had six tackles and broke up a pass against Duke (Oct. 13) ... Set a career-high with nine tackles, including a sack, in victory at Virginia Tech (Oct. 25) ... Notched seven tackles in win at North Carolina (Nov. 3) ... Closed the regular-season with eight tackles, including one for a 10-yard loss, at Georgia (Nov. 24) ... Was one of 13 true freshmen to see game action for the Yellow Jackets.

High School: Rated as a three-star prospect by ESPN, 247Sports/Scout and Rivals ... Two-time all-state and all-region honoree ... Recorded 78 tackles as a senior, helping lead Thomasville to its first region title in 10 years and its first undefeated regular season in 29 years ... 2018 Army All-American Game nominee ... Coached by Zach Grage ... National Honor Society member ... Graduated a semester early and enrolled at Georgia Tech in January 2018.

Personal: Has three siblings ... Started playing football at age 6 ... Majoring in business administration ... Plans to go to graduate school to pursue an MBA.

CAREER HIGHS

- Tackles:** 6 at Louisville (Oct. 5, 2018)
- Solo Tackles:** 4 at Louisville (Oct. 5, 2018)
- Sacks:** 1.0 vs. Duke (Oct. 13, 2018)
- Tackles for Loss:** 1.0, 3x - last vs. Pitt (Nov. 2, 2019)
- Interceptions:** 1, twice - last at No. 1 Clemson (Aug. 29, 2019)
- Longest INT Return:** 41 yards at No. 1 Clemson (Aug. 29, 2019)
- Fumbles Forced:** 1 vs. Duke (Oct. 13, 2018)
- Fumbles Recovered:** 1 vs. No. 4 Georgia (Nov. 30, 2019)
- Pass Breakups:** 2, 3x - last at Virginia (Nov. 9, 2019)

CAREER STATISTICS

DEFENSIVE

YR	G-GS	UT	AT	TT	TFL	PD	FF/FR	INT	QBH
2017					—	—	—	—	—
2018	12-11	18	6	24	1.5-10	7	1/0	1-0	1
2019	12-12	18	5	23	2.0-7	11	0/1	1-41	1
Total	24-23	36	11	47	3.5-17	18	1/1	2-41	2

CAREER HIGHS

- Tackles:** 9, twice - last vs. USF (Sept. 7, 2019)
- Solo Tackles:** 7 vs. USF (Sept. 7, 2019)
- Sacks:** 2.0, twice - last vs. North Carolina (Oct. 5, 2019)



Tackles for Loss: 2.0 vs. USF (Sept. 7, 2019)

Fumbles Forced: 1, three times - last vs. The Citadel (Sept. 14, 2019)

Fumbles Recovered: 2 at Louisville (Oct. 5, 2018)

Safeties: 1 at Temple (Sept. 28, 2019)

Pass Breakups: 1, 3x - last vs. NC State (Nov. 21, 2019)

CAREER STATISTICS

DEFENSIVE

YR	G-GS	UT	AT	TT	TFL	PD	FF/FR	SACK	QBH
2018	10-6	29	19	48	3.0-20	1	1/3	1.0	5
2019	12-5	42	23	65	9.5-38	2	2/0	2.0	0
Total	22-11	71	42	113	12.5-58	3	3/3	3.0	5



1

JUANYEH THOMAS

DB • 6-3 • 220 • Jr.
Niceville, Fla./Niceville

2019 (Sophomore): Appeared in all 12 games, making 11 starts at safety ... Finished second among defensive backs and fourth overall on the team with 60 tackles (44 solo) ... Also recorded four passes defended ... Also added an interception, a forced fumble and 2.5 tackles-for-loss ... Helped Georgia Tech hold five of its opponents to 200 passing yards or less ... Kicked off season with four tackles (three solo), in addition to his first career forced fumble, in the season-opener at then-No. 1 Clemson (Aug. 29) ... Took down five offensive players (four solo) against South Florida (Sept. 7) ... Also recorded five tackles (four solo) at Temple (Sept. 28) ... Registered six tackles against North Carolina (Oct. 5) and at Miami (Fla.) on Oct. 19 ... Caught fire by recording eight solo tackles against Pitt (Nov. 2), including a career-high 2.0 tackles-for-loss for 6 yards and his lone interception of the season ... Returned a kick against Pitt for 11 yards ... Recorded a career-high nine tackles (five solo) and a career-best two pass breakups at Virginia (Nov. 9) ... Returned two kicks for 50 yards against Virginia Tech (Nov. 16) ... Turned in six tackles (four solo) in the primetime victory over NC State (Nov. 21), including 0.5 tackles-for-loss for 6 yards ... Also returned two kicks for 49 yards ... Registered four tackles (three solo) and a pass breakup against then-No. 4 Georgia (Nov. 30) ... Returned one kick for 25 yards ... Averaged 21.3 yards per kick return.

2018 (True Freshman): Named true freshman all-America as a kick returner by 247Sports ... Earned first-team all-ACC recognition as a kick returner from Pro Football Focus ... Highlighted his impressive freshman campaign by scoring three non-offensive touchdowns – one on a 95-yard interception return at Louisville (Oct. 5) and two on kickoff returns, a 77-yarder vs. Virginia (Nov. 17) and a 100-yarder at Georgia (Nov. 24) ... Set five school records for kickoff returns – 1) 100-yard kickoff return (fourth to accomplish the feat, first since Jamal Golden vs. North Carolina in 2012); 2) two kickoff returns for touchdowns in a single season (third to accomplish the feat, first since Golden in '12); 3) first freshman in school history to return two kickoffs for touchdowns and only the second GT freshman to even have one kickoff return for a TD (joining Dez White, 1998); 4) two kickoff returns for touchdowns in a career (fifth in school history to accomplish the feat, first since Golden from 2011-15); 5) kickoff returns for touchdowns in consecutive games (first in school history to accomplish the feat) ... His 95-yard interception return versus Louisville was also record-setting, as it was the longest INT return ever by a Georgia Tech freshman ... the 95-yard return at UL was also tied for Georgia Tech's longest INT return in an ACC game (Ken Swilling vs. NC State, 1989) and tied for the fourth-longest overall in program history ... Thomas, who played in all 13 games, was also Georgia Tech's top tackler on special teams with 12 special-teams tackles (nine on kickoffs, three on punts) ... 12 of his 15

total tackles on the season came on special teams ... Was one of 13 true freshmen to see game action for the Yellow Jackets.

High School: Rated as a three-star prospect by ESPN, *247Sports/Scout* and *Rivals* ... Played first two prep seasons at Walton H.S. (2014-15) before transferring to Niceville H.S. for final two campaigns (2016-17) ... Three-time all-state and all-area honoree ... Earned all-state recognition for the third-straight year as a senior in 2017, despite having only one interception as teams avoided throwing his way ... As a sophomore in 2015, returned interceptions for touchdowns in five-straight games (a national high school record) and finished the season with a school-record eight INTs overall ... Returned two punts for touchdowns as a senior in 2017, including a school-record 90-yarder ... Served as a team captain at Niceville as a senior ... Coached by John Hicks ... Also played basketball and ran track ... Honor roll student.

Personal: One of five siblings ... Brother, Azende Rey, plays football at Florida A&M ... Juanyeh started playing football at age 5 ... Enjoys volunteering his time to work with children and aspires to become a motivational speaker ... Majoring in literature, media and communication.

CAREER HIGHS

Tackles: 9 at Virginia (Nov. 9, 2019)

Solo Tackles: 8 vs. Pitt (Nov. 2, 2019)

Tackles for Loss: 2.0 vs. Pitt (Nov. 2, 2019)

Fumbles Forced: 1 at No. 1 Clemson (Aug. 29, 2019)

Fumbles Recovered: 1 vs. Miami (Fla.) (Nov. 10, 2018)

Pass Breakups: 2 at Virginia (Nov. 9, 2019)

Interceptions: 1, twice - last vs. Pitt (Nov. 2, 2019)

Longest Interception Return: 95 at Louisville (Oct. 5, 2018)

Punt Returns: 3 vs. Alcorn St. (Sept. 1, 2018)

Punt Return Yards: 31 vs. Alcorn St. (Sept. 1, 2018)

Longest Punt Return: 25 vs. Alcorn St. (Sept. 1, 2018)

Kick Returns: 6 at USF (Sept. 8, 2018)

Kick Return Yards: 134 at USF (Sept. 08, 2018)

Longest Kick Return: 100 at No. 5 Georgia (Nov. 24, 2018)

CAREER STATISTICS

DEFENSIVE

YR	G-GS	UT	AT	TT	TFL	PD	FF/FR	INT	QBH
2018	13-0	11	4	15	0.0-0	2	0/1	1-95	0
2019	12-11	44	16	60	2.5-12	4	1/0	2-0	0
Total	25-11	55	20	75	2.5-12	6	1/1	2-95	0

KICKOFF RETURNS

YR	G-GS	NO.	YDS	TD	LG	Avg/R	Avg/G
2018	13-0	24	606	2	100	25.2	46.6
2019	12-11	7	149	0	30	21.3	12.4
Total	25-11	31	755	2	100	24.4	30.2

PUNT RETURNS

YR	G-GS	NO.	YDS	TD	LG	Avg/R	Avg/G
2018	13-0	5	43	0	25	8.6	3.3
2019	12-11	1	0	0	0	0.0	0.0
Total	25-11	6	43	0	25	7.2	1.7


88
JOSH TUKES
**TE • 6-6 • 248 • r-Jr.
Covington, Ga./Newton**
2019 (Redshirt Sophomore): Did not see any game action.

2018 (Redshirt Freshman): Saw action in seven games as a reserve linebacker and on special teams ... Did not record any statistics.

2017 (True Freshman): Redshirted.

High School: Played just one season of football at Newton H.S. (coach Terrance Banks) ... Was voted team captain in his only season of prep football ... High-school teammate and co-captain with fellow Georgia Tech teammate Jaquan Henderson ... Outstanding athlete was a four-year basketball letterwinner as a power forward/center ... Earned all-region honors as a junior and all-county recognition as a senior on the hardwood ... Helped lead Newton's boys basketball team to back-to-back region championships as a junior (2015-16) and senior (2016-17) ... Terrific student finished in top 10 of his class of 500 academically.

Personal: Youngest of three siblings ... Father, Timothy, played tight end at Fayetteville State (1990-91) ... Started playing football at age six ... Majoring in business administration ... Is interested in a career producing prosthetic limbs.

47
NATHAN TYLER
**TE • 6-2 • 245 • r-Fr.
Gibson, Ga./Glascok County**
2019 (True Freshman): Redshirted ... An ACC Honor Roll member.


High School: Attended Glascok County HS ... Four-year letterwinner in football as a quarterback ... Coached by Chris Kelly ... Also lettered three years in basketball ... Also lettered four years as a baseball pitcher ... Pitched 38 innings his senior year to a 3.13 ERA ... Named school's 2018 PAGE STAR Student, recognized for academic achievement and performance on the SAT.


Personal: Has one brother ... Majoring in mechanical engineering with aspirations of a career in engineering.

60
PAULA VAIPULU
**OL • 6-3 • 305 • Fr.
Channelview, Texas/Channelview**
High School: Rated as a three-star prospect by Rivals, 247Sports and ESPN ... Tabbed as the No. 18-ranked center in the nation and a top 100 player in the state of Texas by 247Sports ... First-team all-district honoree ... Three-year letterwinner ... Team captain ... Selected to play in 2020 Polynesia Bowl, which will be played on Jan. 18, 2020 at Aloha Stadium in Honolulu, Hawaii and be televised nationally on CBS Sports Network ... Coached by Averion Hurts ... Also powerlifted and shot put for three seasons ... Named all-area for shot put.

Personal: Majoring in public policy ... Cousin, Patrick Vahe, plays football

at Texas ... Cousin, Manase Mose plays football at North Texas.


60
STEVEN VERDISCO
**PK/P • 6-1 • 185 • Fr.
Tampa, Fla./Robinson**
High School: Ranked by Kohl's Kicking as the 51st-ranked kicker and the 42nd-ranked punter in the country - a 4.5-star prospect ... Averaged 69 yards per kickoff and 42 yards per punt with a 4.01-second hang time at the Kohl's Kicking camp.

Personal: Majoring in biochemistry.

39
WESLEY WALKER
**DB • 6-1 • 202 • r-Fr.
Nashville, Tenn./Ensworth**
2019 (True Freshman): Redshirted due to only appearing in three games - The Citadel (Sept. 14), at Virginia (Nov. 9) and then-No. 4 Georgia (Nov. 30) ... Finished the year with three tackles (two solo) ... Recorded two tackles (one solo) at Virginia ... Also totaled a solo tackle against Georgia.

High School: Rated a four-star prospect and the No. 37 defensive back in the country by ESPN ... Rebounded from a season-ending injury as a junior in 2017 to be named all-region as a senior in 2018 ... In addition to his all-region performance as a defensive back, also spent time on special teams returning kickoffs as a senior ... Returned the opening kickoff 85 yards for a touchdown in Week 6 ... Tallied 10.5 tackles, two forced fumbles and a fumble recovery in just four games during injury-shortened junior season ... Played wide receiver as a freshman in 2015, hauling in four receptions for 79 yards and a touchdown in six games, including a career-long 50-yard reception ... Coached by Jeremy Garrett.

High School: Majoring in business administration.

CAREER HIGHS
Tackles: 2 at Virginia (Nov. 9, 2019)

Solo Tackles: 1 at Virginia (Nov. 9, 2019)

CAREER STATISTICS
DEFENSIVE

YR	G-GS	UT	AT	TT	TFL	PD	FF/FR	INT	QBH
2019	3-0	2	1	3	0.0-0	0	0/0	0	0
Total	3-0	2	1	3	0.0-0	0	0/0	0	0


21
ZAMARI WALTON
**DB • 6-3 • 187 • r-So.
Melbourne, Fla./Melbourne Central Catholic**
2019 (Redshirt Freshman): Appeared in all 12 games, making 11 starts at cornerback ... Finished with 29 tackles (23 solo) and three pass breakups ... Recorded three tackles (two solo) in the season-opener at



then-No. 1 Clemson (Aug. 29) ... Also turned in two tackles (one solo) and tied a career-high with two pass breakups at Temple (Sept. 28) ... Registered four tackles (three solo) and one pass breakups against North Carolina (Oct. 5) ... Took down three offensive players at Miami (Fla.) on Oct. 19 ... Recorded five solo tackles at Virginia (Nov. 9) ... Totaled a career-high six tackles (five solo) in the primetime victory over NC State (Nov. 21) ... Also recorded a solo tackle against then-No. 4 Georgia (Nov. 30).

2018 (True Freshman): Redshirted due to seeing action in only four games – Sept. 1 vs. Alcorn State, Sept. 8 at USF, Sept. 22 vs. Clemson and Oct. 25 at Virginia Tech ... Had three pass breakups, good for third on the team, in just four games, including two vs. Clemson ... Recorded four tackles – two vs. Clemson and two at Virginia Tech ... Was one of 13 true freshmen to see game action for the Yellow Jackets.

High School: Rated as a three-star prospect by ESPN, *247Sports/Scout* and *Rivals* ... All-state and all-district honoree ... Set a school record with eight interceptions as a senior in 2017 ... Returned an interception 106 yards for a touchdown, good for the second-longest INT return in the nation in '17 ... Two-time team captain ... Helped lead Melbourne Central Catholic to 19 wins over junior and senior seasons ... Coached by Stacy Sizemore ... Honor roll student.

Personal: Oldest of three siblings ... Cousin, Reggie Nelson, is an 11-year NFL veteran (currently a member of the Oakland Raiders), two-time Pro Bowler, 2015 second-team All-Pro ... Cousin, Joe Cohen, played three seasons in the NFL for the San Francisco 49ers, Miami Dolphins, Oakland Raiders and Detroit Lions ... Cousin, T.J. Bannister, played basketball at Virginia and professionally in Europe ... Majoring in business administration.

CAREER HIGHS

Tackles: 6 vs. NC State (Nov. 21, 2019)


Solo Tackles: 5, twice - last vs. NC State (Nov. 21, 2019)

Pass Breakups: 2, twice - last at Temple (Sept. 28, 2019)

CAREER STATISTICS

DEFENSIVE

YR	G-GS	UT	AT	TT	TFL	PD	FF/FR	INT	QBH
2018	4-0	3	1	4	0.0-0	3	0/0	0	0
2019	12-11	23	6	29	0.0-0	3	0/0	0	0
Total	16-11	26	7	33	0.0-0	6	0/0	0	0




85

BILLY WARD

TE • 6-4 • 255 • Fr.
Locust Grove, Ga./Locust Grove

Before Tech: Rated as a three-star prospect by *Rivals*, *247Sports* and *ESPN* ... Tabbed as the No. 14-ranked tight end/H-back in the nation by *ESPN* ... Named to 2020 GSWA Class AAAAA All-State Team ... Amassed more than 1,500 receiving yards and 18 touchdown receptions during high school career, including 648 yards and 11 scores as a junior in 2018 ... Coached by Clint Satterfield ... Mother, Kerrie, works in Georgia Tech's Scheller College of Business.

Personal: Majoring in business administration.



87

BEN WILHELM

TE • 6-6 • 260 • r-Fr.
Thomasville, Ga./Thomas County Central

2019 (True Freshman): Redshirted.

High School: Multi-sport athlete ... Four-year letterwinner in football, playing tight end, defensive end and outside tackle ... Served as team captain for final two seasons ... Helped Thomas County win a regional championship in 2016 ... Named first-team all-region (TE) in 2018 for Region 1 AAAAA ... Earned second-team all-region in 2017 as an outside tackle ... Finalist for the U.S. Army-Pro Football Hall of Fame Award for Excellence ... Selected to participate in the GACA North-South All-Star Game ... Also played three years of baseball in right field and three years of basketball as a center ... Graduated high school as an honor grad, merit scholar, Georgia Scholar and STAR Student ... Earned the highest SAT score in his class.

Personal: Has two brothers – one older, one younger ... Father, Bill, played football at Valdosta State ... Majoring in mechanical engineering ... Aspires to work at NASA after graduation.



54

JORDAN WILLIAMS

OL • 6-6 • 330 • Fr.
Gainesville, Ga./Gainesville

Before Tech: Rated as a three-star prospect by *Rivals*, *247Sports* and *ESPN* ... Tabbed as the No. 44-ranked offensive tackle in the nation by *Rivals* and the No. 56-ranked player in the state of Georgia by *247Sports* and *ESPN* ... Named to 2020 GSWA Class AAAAA All-State Team ... Coached by Heath Webb.

Personal: Majoring in civil engineering.



75

KEVIN WOLF

OL • 6-6 • 300 • r-So.
Charlotte, N.C./Providence Day

2019 (Redshirt Freshman): Did not see any game action ... An ACC Honor Roll member.

2018 (True Freshman): Redshirted.

High School: Earned all-state honors as a senior ... Two-time all-conference selection ... Three-year letterwinner ... Coached by Adam Hastings ... Was also a track and field standout, earning four letters as a shot-put and discus thrower ... Won conference championship in discus as a senior ... Helped lead track team to four-straight conference championships and three state titles (2015-17) ... Honor roll student ... Member of National Honor Society and Tri-M Honor Society ... Graduated with high honors.

Personal: Has an older brother ... Father, Greg, played football at Cincinnati (1987-89) ... Grandfather, Robert Westerkamp, played tennis at Dayton (1953-57) ... Kevin was born in Atlanta before living in Cincinnati, Ohio and Charlotte ... Started playing football at age 10 when his father

began coaching a local third-grade team ... Cites "amazing job opportunities in Atlanta" as a top reason for choosing to attend Georgia Tech ... Majoring in business administration.


37
KHAYA WRIGHT
LB • 6-3 • 225 • Fr.
Miami, Fla./South Miami

High School: Rated as a three-star prospect by Rivals, 247Sports and ESPN ... Tabbed as the No. 68-ranked outside linebacker in the nation by 247Sports ... All-district honoree ... Three-year captain ... Selected to play in Florida All-State Game and Florida North vs. South All-Star Game ... Coached by Rick Munne ... Also a standout on the baseball team as a four-year letterwinner and three-year captain.

Personal: Majoring in civil engineering ... Aspires for a career in engineering or architecture after football ... Brother, Antoine, plays football at Independence (Kan.) C.C.


13
JORDAN YATES
QB • 6-0 • 200 • r-Fr.
Alpharetta, Ga./Milton

2019 (True Freshman): Redshirted due to only seeing action in three games – Oct. 12 at Duke, Nov. 16 vs. Virginia Tech, and Nov. 30 vs. then-No. 4 Georgia ... Finished the season with 11 carries for 18 yards ... Completed 4-of-12 passes for 38 yards ... Turned in his best game against Virginia Tech when he ran 10 times for 16 yards and completed four passes for 38 yards ... An ACC Honor Roll member.

High School: Rated as a three-star prospect by ESPN, 247Sports and Rivals ... Tabbed as the No. 19-ranked dual-threat quarterback in the nation by Rivals ... Named Georgia 7A Offensive Player of the Year as a senior after leading Milton to the first state championship in the school's 69-year history with a 14-13 win over nationally ranked Colquitt County in the 7A state title game ... Also named 2018 Region 5-7A Player of the Year ... Three-year starter at quarterback and two-year team captain ... Amassed 6,452 yards of total offense (4,601 passing, 1,851 rushing) and accounted for 65 touchdowns (43 passing, 22 rushing) over his final two prep seasons ... Milton's all-time leader in career passing yards, career touchdown passes, single-season passing yards and single-season touchdown passes ... Named first-team all-region and honorable-mention all-state as a junior in 2017 ... Winningest quarterback in Milton history ... Coached by Adam Clark ... Versatile athlete earned 10 varsity letters – four in football, four in basketball and two in track ... Was also a two-year captain and all-region performer in basketball ... Winner of the Mason Tompkins Legacy Award for Leadership.

Personal: Uncle, T.J. Yates, was a four-year starter at quarterback at North Carolina from 2007-10, where he remains the Tar Heels' all-time leader with 9,377 career passing yards, and went on to play seven seasons in the NFL with the Houston Texans (2011-13, 2015, 2017), Atlanta Falcons (2014) and Miami Dolphins (2016) ... Jordan is majoring in business administration.

CAREER HIGHS

Pass attempts: 11 vs. Virginia Tech (Nov. 16, 2019)

Pass completions: 4 vs. Virginia Tech (Nov. 16, 2019)

Passing Yards: 38 vs. Virginia Tech (Nov. 16, 2019)
Longest Pass: 17 vs. Virginia Tech (Nov. 16, 2019)
Rush Attempts: 10 vs. Virginia Tech (Nov. 16, 2019)
Rushing Yards: 16 vs. Virginia Tech (Nov. 16, 2019)
Longest Rush: 13 yards vs. Virginia Tech (Nov. 16, 2019)

CAREER STATISTICS
PASSING

YR	G-GS	CMP	ATT	YDS	PCT	TD	INT	LG
2019	3-0	4	12	38	33.3	0	0	17
Total	3-0	4	12	38	33.3	0	0	17

RUSHING

YR	G-GS	ATT	YDS	TD	LG	Avg/C	Avg/G
2019	3-0	11	18	0	13	1.6	6.0
Total	3-0	11	18	0	13	1.6	6.0


32
SYLVAIN YONDJOUEEN
DL • 6-4 • 265 • So.
Ruisbroek, Belgium/Don Bosco

2019 (True Freshman): Appeared in 11 games, making two starts at defensive end – Nov. 9 at Virginia and Nov. 30 vs. then-No. 4 Georgia ... Finished with 14 tackles (six solo) and 1.0 tackles-for-loss for 1 yard ... Made his collegiate debut against South Florida (Sept. 7) ... Recorded three tackles (one solo) at Temple (Sept. 28) ... Tallied a season-best four tackles (two solo) at Duke (Oct. 12) ... Registered tackles in four-straight games – one vs. Pitt (Nov. 2), three at Virginia (Nov. 9), two vs. Virginia Tech (Nov. 16) and one vs. NC State (Nov. 21) ... Also turned in his first-career tackle-for-loss against Virginia Tech.

Prior to Georgia Tech: Rated as a three-star prospect by ESPN, 247Sports and Rivals ... Has four years of football experience ... Helped lead his team to Belgian junior championships in 2015 and 2016 ... was selected to play for the Belgian national team and was named MVP in an international game versus Spain in 2016.

Personal: 22 years old ... Is one of four siblings ... Spent much of his youth playing soccer in his native Belgium but was taken to an American football practice by a friend when he was 16 and "just loved it" ... Enrolled at Georgia Tech in January and participated in the Yellow Jackets' offseason football program, including spring practice ... Majoring in business administration.

CAREER HIGHS

Tackles: 4 at Duke (Oct. 12, 2019)
Solo Tackles: 2 at Duke (Oct. 12, 2019)
Tackles for Loss: 1.0 vs. Virginia Tech (Nov. 16, 2019)

CAREER STATISTICS
DEFENSIVE

YR	G-GS	UT	AT	TT	TFL	PD	FF/FR	BLK	QBH
2019	11-2	6	8	14	1.0-1	0	0/0	0	0
Total	11-2	6	8	14	1.0-1	0	0/0	0	0

COACHES AND STAFF





GEOFF COLLINS

HEAD COACH

WESTERN CAROLINA, 1994 • 2ND SEASON AT GEORGIA TECH

[@COACHCOLLINS](#)

Geoff Collins, an Atlanta area native and one of college football's most successful and innovative coaches, is in his second season as Georgia Tech football's head coach. He was named the 20th football head coach in Georgia Tech history on Dec. 7, 2018.

Born in Decatur, Ga. and raised in Conyers, Ga., Collins took the reins at Georgia Tech after serving as the head coach at Temple University in 2017 and 2018.

Despite the challenges associated with overhauling Georgia Tech's football culture, including the monumental switch from its previous option-based offense to a pro-style, spread attack, highlights from Collins' first year on The Flats included:

- a thrilling 28-21 overtime win at Miami (Fla.), the Yellow Jackets' first-ever win over the Hurricanes at Miami's Hard Rock Stadium;
- four players named all-Atlantic Coast Conference — all of which were underclassmen and return to The Flats in 2020;
- Tyler Davis, who Collins recruited to Georgia Tech as a graduate transfer, being selected by the Jacksonville Jaguars in the sixth round of the 2020 National Football League draft, becoming the highest-selected tight end in program history and the first Yellow Jacket TE taken in the NFL Draft in 28 years;
- a team grade point average of 3.0 at the conclusion of the 2020 spring semester — the highest team GPA in program history.

His impact has also been felt in his prowess as a recruiter. Most notably, Georgia Tech's first full recruiting class under Collins, the incoming class of 2020, was ranked No. 24 nationally by Rivals, making it only the second top-25 recruiting class in Tech history and the first since 2007, a class that was compiled when Collins served as the Yellow Jackets' director of player personnel. A total of 12 four- and five-star recruits have joined the Jackets' since Collins' arrival as head coach in December 2018.

Prior to taking the reins at Georgia Tech, Collins put together the most successful first two seasons by a head coach in Temple's 121-year football history. Collins compiled 15 wins and led Temple to two bowl games in his two seasons with the Owls, which are both school records for a coach in his first two campaigns at TU.

In his first season at Temple, Collins led the Owls a 28-3 win over Florida International in the 2017 Gasparilla Bowl, which was good for only the third bowl victory in school history and its first since 2011.

He coached the Owls to an 8-4 record and 7-1 mark in the



American Athletic Conference in 2018, with Temple's only conference defeat coming at No. 8-ranked and undefeated UCF. The 8-4 campaign earned Temple a berth in the Independence Bowl.

Prior to becoming head coach at Temple, Collins was one of the nation's most respected defensive coordinators, serving in the role at Florida (2015-16), Mississippi State (2013-14, co-DC: 2011-12), FIU (2010) and his alma mater, Western Carolina (2002-05).

Highlights of his career as a coordinator included ranking among the nation's top 10 in total defense in each of his two seasons at Florida (No. 8 in 2015 and No. 5 in 2016), ranking among the top 25 nationally in total defense (18th – 2013) and scoring defense (23rd – 2014) during his two seasons calling plays at Mississippi State and leading the Sun Belt Conference in total defense, scoring defense and turnover margin in his lone campaign at FIU (2010).

He is the only coach to ever be nominated for the Broyles Award, given to college football's top assistant coach, at three different schools (FIU – 2010, Mississippi State – 2014 and Florida – 2015).

Collins' 27-year career also includes a pair of prior stints at Georgia Tech. He first came to The Flats as a graduate assistant (1999-2000), then tight ends coach (2001) under head coach George O'Leary from 1999-2001, followed by a year as director of player personnel under head coach Chan Gailey in 2006. During his initial three seasons at Georgia Tech under O'Leary,

HEAD COACH GEOFF COLLINS

the Yellow Jackets were 25-12 with three-consecutive bowl appearances. As the Jackets' director of player personnel in 2006, Collins led the efforts to land a recruiting class that included Derrick Morgan (all-American, first-round NFL Draft pick), Morgan Burnett (all-American, third-round NFL Draft pick), Joshua Nesbitt (quarterbacked GT to two ACC Championship Games) and Jonathan Dwyer (the sixth-leading rusher in GT history).

Collins' coaching career also includes stops at Western Carolina (student assistant – 1993-94), Franklin (N.C.) H.S. (assistant coach – 1995), Fordham (linebackers coach – 1996), Albright (defensive coordinator – 1997-98), Alabama (director of player personnel – 2007) and UCF (linebackers coach/recruiting coordinator – 2008-09).

In all, Collins has recruited and/or coached more than three dozen players that have gone on to play in the National Football League. Among Collins' pupils in the NFL are Philadelphia Eagles All-Pro defensive tackle Fletcher Cox (a consensus All-American at Mississippi State and No. 12 overall pick in the 2012 NFL Draft), Tampa Bay Buccaneers cornerback Vernon Hargreaves (a consensus All-American at Florida and No. 11 overall pick in the 2016 NFL Draft), Atlanta Falcons safety Keanu Neal (the No. 17 overall pick in the 2016 NFL Draft) and Indianapolis Colts cornerback Rock Ya-Sin (who earned first-team all-American Athletic Conference honors at Temple after transferring from Presbyterian College and went on to be selected in the second round of the 2019 NFL Draft).

In addition to being renowned as a coach, strategist and evaluator, Collins is also widely recognized as the nation's top head coach when it comes to branding his football program, particularly when it comes to utilizing social media in branding and recruiting efforts. His expertise in marketing and branding has led to him being a guest lecturer for Georgia Tech's Scheller College of Business executive MBA program and a featured speaker at the 2019 Hashtag Sports conference in New York City. Under Collins, Tech became only the second college football program in the nation to partner with renowned creative agency J1S and the first program in the nation to enter into a partnership with best-selling author and branding consultant Jeremy Darlow.

Collins' innovations in utilizing social media to aid in recruiting efforts have not only helped Georgia Tech land the two highest-rated recruiting classes in school history, but also helped Alabama sign the No. 1 class in the nation in 2007-08. Alabama's 2008 signing class included running back Mark Ingram, who went on to become the first Heisman Trophy winner in Crimson Tide history in 2009.

As a student-athlete, Collins totaled 194 career tackles as an outside linebacker and defensive back at Western Carolina (1989-92). He had 68 tackles and six tackles for loss as a junior and helped lead WCU to a 7-4 record with 62 stops, including five behind the line of scrimmage, as a senior.

Collins, 48, is married to the former Jennifer Haynes. They have a daughter, Astrid (4).



Geoff Collins was hired as the 20th head coach in Georgia Tech football history on Dec. 7, 2018.

THE COLLINS FILE

PERSONAL

Hometown Conyers, Ga.
Education Western Carolina, 1994
 (B.S., sports management and exercise science)
Family wife: Jennifer (Haynes); daughter: Astrid

PLAYING EXPERIENCE

1989-92 OLB/DB, Western Carolina

COACHING EXPERIENCE

1993-94 Student assistant, Western Carolina
 1995 Assistant coach, Franklin (N.C.) H.S.
 1996 Graduate assistant/linebackers, Fordham
 1997-98 Defensive coordinator, Albright
 1999-2000 Graduate assistant, Georgia Tech
 2001 Tight ends, Georgia Tech
 2002-05 Defensive coordinator, Western Carolina
 2006 Director of player personnel, Georgia Tech
 2007 Director of player personnel, Alabama
 2008-09 Linebackers/recruiting coordinator, UCF
 2010 Defensive coordinator, Florida International
 2011-12 Co-defensive coordinator, Mississippi State
 2013-14 Defensive coordinator, Mississippi State
 2015-16 Defensive coordinator, Florida
 2017-18 Head coach, Temple
2019..... Head coach, Georgia Tech

YEAR-BY-YEAR HEAD COACHING RECORD

YEAR	SCHOOL	RECORD	CONFERENCE	POSTSEASON
2017	Temple	7-6	4-4 (3rd)	Gasparilla Bowl (W)
2018	Temple	8-4	7-1 (2nd)	Independence Bowl*
2019	Georgia Tech	3-9	2-6 (7th)	
3 SEASONS		18-19	13-11	1-0

* did not coach Temple in Independence Bowl after becoming head coach at GT



BRENT KEY

ASSISTANT HEAD COACH / RUN GAME COORDINATOR / OFFENSIVE LINE

GEORGIA TECH, 2001 • 2ND SEASON AT GEORGIA TECH

[T](#) @COACHBRENTKEY

Brent Key, a Georgia Tech alumnus and football letterwinner, returned to The Flats in 2019 as the Yellow Jackets' assistant head coach, run game coordinator and offensive line coach.

In Key's first season at his alma mater, Georgia Tech's run game produced an all-ACC selection in RB Jordan Mason and Key mentored an all-conference honoree in OL Jack DeFoot.

Despite a multitude of injuries, the Jackets' offensive line improved throughout the season as it went through the monumental transition from an option-based scheme to a pro-style, spread attack. During a one late-season three-game stretch, Tech faced teams that ranked first (Pitt), fourth (Miami) and eighth (Virginia) nationally in sacks. Tech's offensive front allowed just five total sacks in those three games, including none against eventual ACC Coastal Division champion Virginia. In all, the Jackets didn't surrender a sack in two of its final four contests.

Key came back to his alma mater after three seasons as offensive line coach at Alabama (2016-18), where he helped lead the Crimson Tide to two Southeastern Conference championships, three College Football Playoff championship games and the 2017 national title.

As a four-year starting right guard at Georgia Tech from 1997-2000, he was a key cog in an offensive front that helped the Yellow Jackets lead the Atlantic Coast Conference in rushing three times. During Key's junior campaign in 1999, the Jackets ranked No. 1 nationally in total offense (509.0 ypg).

In each of his three seasons at Alabama, Key's offensive lines were finalists for the Joe Moore Award, which is presented annually to the nation's top offensive front, and was the only group in the nation to receive the honor all three seasons. He also coached four All-Americans (including two unanimous picks – tackle Cam Robinson in 2016 and tackle Jonah Williams in 2018) and nine all-SEC selections (including seven first-teamers) during his time with the Tide. In addition to being unanimous All-Americans, Robinson won the 2016 Outland Trophy as the nation's best interior lineman and Williams was a finalist for the award in '18. They also won the Jacobs Blocking Trophy (SEC's top offensive lineman) in '16 and '18, respectively.

Five linemen that Key coached in his three seasons at Alabama went on to be selected in the National Football League Draft — Jedrick Wills (No. 10 overall, Cleveland Browns, 2020), Williams (No. 11 overall, Cincinnati Bengals, 2019), Robinson (No. 34 overall, Jacksonville Jaguars, 2017), center Ross Pierschbacher (fifth round, Washington Redskins, 2019) and center Bradley

Bozeman (sixth round, Baltimore Ravens, 2018).

Key was also lauded for his work on the recruiting trail at Alabama. He is tabbed as the nation's No. 2 recruiter by 247Sports for his work in landing the Crimson Tide's 2019 class and the No. 1 recruiter in the nation for his efforts with the 2020 class.

Prior to his three-year stint at Alabama, Key spent 11 seasons at UCF (2005-15). He started at UCF as a graduate assistant and worked his way up to assistant head coach (2012-15) and offensive coordinator (2014-15). He also coached tight ends for three seasons (2006-08), offensive line for six seasons (2009-14), running backs for one season (2015), was special teams coordinator for one season (2008) and recruiting coordinator for six seasons (2007, 2010-14) with the Knights. In 2012, 2013 and 2014, Key was nominated for the Broyles Award, given to the top assistant coach in college football.

During Key's 11 seasons at UCF, the Knights won four conference championships (2007, 2010, 2013 and 2014), highlighted by



ASSISTANT COACHES

a 12-1 campaign in 2013, which culminated with a 52-42 win over No. 6 Baylor. The Knights beat two top-10 teams in '13 (Baylor and No. 8 Louisville) and Key's offensive front, which did not allow a sack against Penn State, Louisville, UConn or Baylor, helped pave the way for UCF to average 441.5 yards and 34.6 points per game, both among the highest marks in program history. His offensive line also provided protection for American Athletic Conference Offensive Player of the Year Blake Bortles.

In his six seasons as UCF's offensive line coach, eight different linemen earned all-conference recognition a total of 16 times and four went on to play in the NFL, including 2011 third-round draft pick Jah Reid. He also coached an NFL draft pick at tight end in Mike Merritt (2008).

During his time at UCF, Key coached under his head coach as a student-athlete at Georgia Tech, George O'Leary. He also worked on the same staff as Collins, who was the Knights' linebackers coach and recruiting coordinator in 2008-09, and worked under current Georgia Tech director of athletics Todd Stansbury, who was UCF's A.D. from 2012-15.

Key got his start in coaching as a graduate assistant at Georgia Tech in 2001-02 and served as tight ends and running backs coach at Western Carolina in 2004 (when Collins was WCU's defensive coordinator).

While making 44 starts at right guard for the Yellow Jackets from 1997-2000, Key was part of a senior class that led Georgia Tech to four-straight bowl appearances for the first time since 1953-56. As a sophomore in 1998, he helped lead Tech to a 10-2 record and a share of the ACC championship. He was voted a team captain and named all-ACC as a senior in 2000. Collins was a graduate assistant on Georgia Tech's staff during Key's junior and senior seasons and, when Collins was promoted to tight ends coach in 2001, Key filled the G.A. spot that Collins vacated.

Key earned a bachelor's degree in management from GT in 2001.

A Clay, Ala. native, Key, 42, was an all-state performer at Hewitt-Trussville H.S. He and his wife, Danielle, are parents to a daughter, Harper.

THE KEY FILE	
PERSONAL	
Hometown	Clay, Ala.
Education	Georgia Tech, 2001 (B.S., management)
Family	wife: Danielle; daughter: Harper
PLAYING EXPERIENCE	
1997-2000	OL, Georgia Tech
COACHING EXPERIENCE	
2001-02	Graduate assistant, Georgia Tech
2004.....	Tight ends/running backs, Western Carolina
2005.....	Graduate assistant, UCF
2006.....	Tight ends, UCF
2007.....	Tight ends/recruiting coordinator, UCF
2008.....	Tight ends/special teams coordinator, UCF
2009.....	Offensive line, UCF
2010-11	Offensive line/recruiting coordinator, UCF
2012-13	Assistant head coach/offensive coordinator/ offensive line/recruiting coordinator, UCF
2014.....	Assistant head coach/offensive coordinator/ running backs, UCF
2015-18	Offensive line, Alabama
2019.....	Assistant head coach/run game coordinator/offensive line, Georgia Tech





DAVE PATENAUDE

OFFENSIVE COORDINATOR / QUARTERBACKS

CENTRAL CONNECTICUT STATE, 1990 • 2ND SEASON AT GEORGIA TECH

[@COACH_PNODE](#)

A 29-year collegiate coaching veteran, Dave Patenaude is in his second season as offensive coordinator and quarterbacks coach at Georgia Tech.

Given the monumental task of transitioning Georgia Tech's offense from an option-based scheme to a pro-style, spread attack, Patenaude's accomplishments in his first season as the Yellow Jackets' offensive coordinator included:

- two Jackets earning all-ACC accolades — RB Jordan Mason and OL Jack DeFoor;
- WR Ahmearn Brown tying Calvin Johnson's Georgia Tech freshman record (2007) with seven touchdown receptions;
- QB James Graham tying Shawn Jones' Georgia Tech freshman record (1989) with 12 touchdown passes;
- TE Tyler Davis, Georgia Tech's first tight end in 11 years, getting selected in the sixth round of the 2020 NFL Draft by the Jacksonville Jaguars, making him the highest-drafted tight end in Tech history and the first Yellow Jacket TE to be drafted since 1992.

Patenaude came to Georgia Tech from Temple, where he served as head coach Geoff Collins' offensive coordinator for two seasons (2017-18).

Under Patenaude's direction, Temple put together two of the three highest single-season passing totals in school history (3,273 yards in 2017, 3,297 yards in 2018) and ranked 23rd nationally in scoring offense in 2018. Individually, TU running back Pyquell Armstrong ranked third in the American Athletic Conference and 16th nationally in rushing (109.8 ypg) and wide receiver Randle Jones ranked third in the AAC and 15th nationally in yards per reception (19.35 avg.) in '18. Armstrong went on to be selected in the fifth round of the 2019 National Football League Draft by the Jacksonville Jaguars.

Prior to his successful two-year tenure at Temple, Patenaude spent five seasons as the offensive coordinator/quarterbacks coach at Coastal Carolina. CCU set nearly every school record for offense during his five years with the Chanticleers, including single-season scoring, total offense, rushing yards and passing yards, while registering three 10-win seasons. Coastal Carolina also produced four finalists for the Walter Payton Award (NCAA Division I FCS Player of the Year) and three NFL draft picks (WR Matt Hazel, RB De'Angelo Henderson and RB Lorenzo Taliaferro) during Patenaude's five years with the Chants.

Thirteen of Patenaude's 29 years as a collegiate coach have been spent as an offensive coordinator, including each of the last 12 at Georgia Tech (2019), Temple (2017-18), Coastal Carolina (2012-16), Georgetown (2010-11), and Hofstra (2008-09). He also served as offensive coordinator for one season at Columbia (2001).

Patenaude's career also includes two seasons as the head coach at the University of New Haven (2002-03), where he produced the program's first NFL product in eight years (Phil Bogle) before the program was disbanded following the 2003 season. He has also served as an assistant coach at Hofstra (2007 — passing game coordinator/quarterbacks), Holy Cross (2004-05 — running backs; 2006 — wide receivers/special teams coordinator), Columbia (1998-1999 — wide receivers; 2000 — quarterbacks/wide receivers), Fordham (1994 — tight ends; 1995 — wide receivers; 1996-97 — quarterbacks/wide receivers), Springfield (Mass.) (1992-93 — running backs/wide receivers) and the U.S. Coast Guard Academy (1991 — running backs). He and Collins first coached together at Fordham in 1996, when Collins served as linebackers coach for the Rams.

Patenaude, 52, was a three-year starter at quarterback and free safety at Central Connecticut State. He graduated from CCSU in 1990 and earned a master's from Springfield in 1993. He and his wife, Christine, have two daughters: Eva and Estelle.

THE PATENAUDE FILE

PERSONAL

Education Central Connecticut State, 1990 (bachelor's)
Springfield College, 1993 (master's)

Family wife: Christine; daughters: Eva & Estelle


PLAYING EXPERIENCE

1987-90 QB/FS, Central Connecticut State

COACHING EXPERIENCE

1991 Running backs, U.S. Coast Guard Academy
1992-93 Running backs/wide receivers, Springfield (Mass.)
1994 Tight ends, Fordham
1995 Wide receivers, Fordham
1996-97 Quarterbacks/wide receivers, Fordham
1998-99 Wide receivers, Columbia
2000 Quarterbacks/wide receivers, Columbia
2001 Offensive coordinator/quarterbacks, Columbia
2002-03 Head coach, New Haven
2004-05 Running backs, Holy Cross
2006 Wide receivers/special teams coord., Holy Cross
2007 Passing game coordinator/quarterbacks, Hofstra
2008-09 Offensive coordinator/quarterbacks, Hofstra
2010-11 Offensive coordinator/quarterbacks, Georgetown
2012-16 Offensive coordinator/QBs, Coastal Carolina
2017-18 Offensive coordinator/quarterbacks, Temple
2019..... Offensive coordinator/QBs, Georgia Tech





ANDREW THACKER

DEFENSIVE COORDINATOR / LINEBACKERS

FURMAN, 2007 • 2ND SEASON AT GEORGIA TECH

[@_COACHTHACKER](#)

Andrew Thacker is in his second season as defensive coordinator at Georgia Tech.

In his first year with the Yellow Jackets, Thacker's defense produced two all-ACC honorees (LB David Curry and CB Tre Swilling), ranked among the nation's top 40 in pass defense (207.7 ypg), and ranked among the top 25 nationally in red zone defense (.774).

A metro-Atlanta native (Cartersville, Ga.), Thacker came to The Flats after two seasons on Georgia Tech head coach Geoff Collins' staff at Temple. He coaches the Yellow Jackets' linebackers in addition to his duties as defensive coordinator.

Thacker was promoted to Temple's defensive coordinator in 2018 after joining Collins' TU staff in 2017 as linebackers coach. With Thacker as coordinator, Temple's defense scored eight defensive touchdowns (No. 1 nationally), forced 31 turnovers (No. 3 nationally), recovered 13 turnovers (No. 3 nationally) and intercepted 18 passes (No. 4 nationally) in 2018.

Thacker helped produce one of the AAC's highest-ranked defenses during his one season as the defensive coordinator at Temple. In addition to ranking among the nation's top three teams in defensive touchdowns, turnovers, fumble recoveries and interceptions, the Owls were among the AAC's top three teams in total defense (second), passing defense (second), three-and-outs (second) and scoring defense (third). As linebackers coach in 2017, he helped TU rank among the top teams nationally in both sacks (11th) and tackles for loss (11th).

Prior to his two seasons at Temple, Thacker spent the 2016 season in the Atlanta area as linebackers coach at Kennesaw State, where he helped the Owls lead the Big South in scoring defense and rushing defense and rank second in total defense.

His career also includes stints as a full-time assistant at UCF (2015 – safeties) and Southern Miss (2013 – safeties). He has also served as a defensive assistant with the Atlanta Falcons (2014), a graduate assistant at Oklahoma State (2010-12 – linebackers) and a graduate assistant at UCF (2008-09 – linebackers). As a G.A. at UCF, Thacker worked under Collins, who was the Knights' linebackers coach at the time.

Thacker was a four-year starter at safety at Furman (2004-07), where he was named the 2004 Southern Conference Freshman of the Year. He graduated from Furman in 2007 with bachelor's degrees in political science and Spanish. He and his wife, Liza, have a daughter, Caroline, and a sons, Bear and Jack.

THE THACKER FILE

PERSONAL

Hometown Cartersville, Ga.
Education Furman, 2007 (B.A. political science, B.A. Spanish)
Family wife: Liza; daughter: Caroline; sons: Bear and Jack

PLAYING EXPERIENCE

2004-07 S, Furman

COACHING EXPERIENCE

2008-09 Graduate assistant (linebackers), UCF
 2010-12 Graduate assistant (linebackers), Oklahoma State
 2013 Safeties, Southern Miss
 2014 Defensive assistant, Atlanta Falcons
 2015 Safeties, UCF
 2016 Linebackers, Kennesaw State
 2017 Linebackers, Temple
 2018 Defensive coordinator/linebackers, Temple
 2019 **Defensive coordinator/LBs, Georgia Tech**





NATHAN BURTON

CO-DEFENSIVE COORDINATOR / SAFETIES

GEORGIA TECH, 2005 • 2ND SEASON AT GEORGIA TECH

@COACH_NBURTON

Georgia Tech graduate and football letterwinner Nathan Burton is in his second season as co-defensive coordinator and safeties coach at his alma mater.

In 2019, Burton helped direct a Georgia Tech defense that ranked among the nation's top 40 in pass defense (207.7 ypg), and ranked among the top 25 nationally in red zone defense (.774).

A 2005 Georgia Tech graduate and four-year letterwinner for the Yellow Jackets from 2001-04, Burton returned to The Flats after spending the 2018 season as defensive backs coach on Georgia Tech head coach Geoff Collins' staff at Temple. With Burton coaching Temple's DBs, the Owls ranked fifth nationally with 18 interceptions in 2018.

In addition to being a student-athlete at Tech, he also served as a graduate assistant under head coaches Chan Gailey and Paul Johnson from 2005-08.

Prior to Burton's successful season at Temple, he spent the 2017 season in the Atlantic Coast Conference as a defensive quality-control assistant at NC State. His 14-year coaching career includes five seasons as a defensive coordinator — three at West Alabama (2014-16) and two at Shorter (2012-13). His unit at West Alabama led the NCAA Division II Gulf South Conference in rushing defense in 2015 and in total defense, pass defense and interceptions in 2014. At Shorter, he directed the GSC's No. 2-ranked defense and helped guide the Hawks to a winning record in their transitional season from NAIA to Division II in 2012.

An Atlanta-metro area native (Lilburn, Ga.), Burton's resume also includes two seasons as linebackers and secondary coach at Tennessee-Martin (2010-11) and one season as a graduate assistant at Oklahoma State (2009) to go along with his four seasons as a G.A. at Georgia Tech. The Yellow Jackets earned bowl berths in each of his eight seasons as a student-athlete and graduate assistant, including three bowl wins as a player (2001 Seattle Bowl, 2004 Humanitarian Bowl and 2004 Champs Sports Bowl) and appearances in the 2007 Gator Bowl and 2008 Chick-fil-A Bowl as a grad assistant.

Burton came to Georgia Tech as a walk-on but went on to earn a scholarship and four letters as a safety. "The Admiral," as he was known to teammates, was named the Yellow Jackets' Lifter of the Year in 2004 in recognition of his production in the weightroom. He graduated from Tech in 2005 with a bachelor's degree in applied biology.

Burton was a two-time all-Gwinnett County selection as a wide receiver and quarterback at Greater Atlanta Christian School. He and his wife, Britney (also a member of Georgia Tech's Class of 2005), have four sons: Charlie, Grady, Isaac and William.

THE BURTON FILE

PERSONAL

HometownLilburn, Ga.
EducationGeorgia Tech, 2005 (B.S. applied biology)
Familywife: Britney; sons: Charlie, Grady, Isaac & William

PLAYING EXPERIENCE

2001-04S, Georgia Tech

COACHING EXPERIENCE

2005-08Graduate assistant, Georgia Tech
2009.....Graduate assistant, Oklahoma State
2010-11Linebackers/secondary, Tennessee-Martin
2012-13Defensive coordinator, Shorter
2014-16Defensive coordinator, West Alabama
2017.....Quality control assistant (defense), NC State
2018.....Defensive backs, Temple
2019.....Co-defensive coordinator/safeties, Georgia Tech





TASHARD CHOICE

RUNNING BACKS / OFFENSIVE RECRUITING COORDINATOR

GEORGIA TECH, 2007 • 2ND SEASON AT GEORGIA TECH

[TWITTER](#) @COACHCHOICE

Tashard Choice, a two-time Atlantic Coast Conference rushing champion at Georgia Tech and former National Football League running back, returned to The Flats in 2019 as the Yellow Jackets' running backs coach.

In his first season as running backs coach at his alma mater, Choice coached an all-ACC honoree in Jordan Mason and, in his role as offensive recruiting coordinator, was instrumental in putting together the second-highest ranked recruiting class in Tech history.

Choice came back to Georgia Tech after serving as the running backs coach at the University of North Texas in 2018. He was one of six finalists for FootballScoop's 2018 Running Backs Coach of the Year award, joining a group that also includes Oklahoma's Jay Boulware and Clemson's Tony Elliott.

Before entering the coaching ranks, Choice enjoyed a six-year NFL career, playing in 88 games with the Dallas Cowboys (2008-11), Washington Redskins (2011), Buffalo Bills (2011-13) and Indianapolis Colts (2013). He totaled more than 2,000 yards as a pro (1,579 rushing, 574 receiving and 89 on kick returns) and scored 10 touchdowns.

The Jonesboro, Ga. native began his coaching career as an intern with the Dallas Cowboys in 2016, where he helped spur Cowboys running back Ezekiel Elliott to one of the best rookie campaigns in NFL history. His stint with the Cowboys was followed by a pair of record-breaking seasons at UNT, first as an offensive quality control assistant in 2017, then as running backs coach in 2018.

In his two seasons on the UNT staff, the Mean Green posted back-to-back nine-win seasons for the first time since the program joined the NCAA Division I FBS ranks in 1995.

Under Choice's tutelage as running backs coach in 2018, UNT sophomore running back Deandre Torrey amassed 1,182 yards from scrimmage (977 rushing, 205 receiving) and scored 17 touchdowns, en route to being named second-team all-Conference USA. Making Torrey's development even more impressive is the fact that he didn't enter the starting lineup until nearly midway through the season, as UNT junior Loren Easley was C-USA's leading rusher with 386 yards in four games before he sustained a season-ending injury.

Choice also assisted with the UNT's running backs in his quality-control role in 2017 and played a part in all of the Mean Green's running backs averaging at least 5 yards per carry, led by second-team all-C-USA selection Jeffrey Wilson (1,215 yards and 16 touchdowns in just 11 games, good for the nation's second-highest yards-per-game average – 110.5 ypg).

One of the most decorated running backs in Georgia Tech history, Choice was a Yellow Jacket from 2005-07 after transferring to Tech from Oklahoma. In just three seasons on The Flats, he ran for 3,365 yards and scored 28 touchdowns, which ranks fourth and sixth in Georgia Tech history, respectively.

He led the ACC in rushing as a junior in 2006 (1,473 yards) and a senior in 2007 (1,379 yards). He is the only Yellow Jacket to ever lead the ACC in rushing twice and is one of only three Jackets to ever post two 1,000-yard rushing seasons.

A first-team all-ACC honoree as a senior and a second-team selection as a junior, Choice was also recognized as an honorable-mention all-American as a senior in 2007. He will be inducted into the Georgia Tech Sports Hall of Fame in October.

A two-time member of the ACC academic honor roll, Choice graduated from Tech in 2007 with a bachelor's degree in history, technology and society.

He married his wife, Rebecca, in February 2019.

THE CHOICE FILE

PERSONAL

Hometown Jonesboro, Ga.
Education Georgia Tech, 2007
 (B.S. history, technology and society)
Family wife: Rebecca

PLAYING EXPERIENCE

2004..... RB, Oklahoma
 2005-07 RB, Georgia Tech
 2008-11 RB, Dallas Cowboys
 2011..... RB, Washington Redskins
 2011-13 RB, Buffalo Bills
 2013..... RB, Indianapolis Colts

COACHING EXPERIENCE

2016..... Intern, Dallas Cowboys
 2017..... Quality control assistant (offense), North Texas
 2018..... Running backs, North Texas

**2019..... Running backs/
 off. recruiting coordinator, Georgia Tech**





MARCO COLEMAN

DEFENSIVE ENDS / OUTSIDE LINEBACKERS

FLAGLER, 2015 • 2ND SEASON AT GEORGIA TECH

@MARCOCOLEMAN_GT

Georgia Tech Athletics Hall of Famer and two-time first-team all-American Marco Coleman returned to Tech in 2019 as defensive ends/outside linebackers coach.

Coleman, who played 14 seasons in the National Football League (1992-2005) after his hall-of-fame career at Georgia Tech (1989-91), joined the Yellow Jackets' coaching staff after spending the 2018 season as an assistant defensive line coach for the National Football League's Oakland Raiders.

A Dayton, Ohio native, Coleman racked up 27.5 sacks and 50 tackles for loss in just three seasons as an outside linebacker for the Yellow Jackets, which were both school records at the end of his playing career and remain ranked fourth in the program's all-time annals despite the fact that he played in only 34 collegiate games. He was named first-team all-America and all-Atlantic Coast Conference as a sophomore (1990) and junior (1991). As a sophomore in 1990, he led the ACC with 13 sacks and helped Georgia Tech claim its fourth national championship with an 11-0-1 campaign and a convincing 45-21 win over Nebraska in the Florida Citrus Bowl.

He left Georgia Tech following his junior season and was selected No. 12 overall by the Miami Dolphins in the 1992 NFL Draft. He went on to play 14 seasons in the NFL with the Dolphins (1992-95), San Diego Chargers (1996-98), Washington Redskins (1999-2001), Jacksonville Jaguars (2002), Philadelphia Eagles (2003) and Denver Broncos (2004-05). He was named Sports Illustrated's 1992 NFL Rookie of the Year after tallying 84 tackles and six sacks and went on to record 610 tackles, 65.5 sacks and 18 forced fumbles in 14 pro seasons. He earned a spot in the Pro Bowl after registering a career-high 12 sacks for the Redskins in 2000.

After retiring from the NFL following the 2005 campaign, Coleman began a career in finance, eventually becoming managing partner at Matador Financial. He returned to the NFL on a full-time basis in 2018 as the Raiders' assistant defensive line coach. His coaching experience also includes stints as a coaching fellow with the Philadelphia Eagles and defensive coordinator at Mandarin H.S. in Jacksonville, Fla., both in 2017.

Coleman majored in management as a student-athlete at Georgia Tech and completed coursework for a bachelor's degree in business from Flagler College in 2015. He was inducted to the GT Athletics Hall of Fame in 2001, his first year of eligibility. He and his wife, Katrina, have three children: Kabrione, Kennedy and Kenneth.

THE COLEMAN FILE

PERSONAL

HometownDayton, Ohio.
EducationFlagler, 2015 (B.S. business administration)
Familywife: Katrina; daughters: Kabrione & Kennedy;
son: Kenneth

PLAYING EXPERIENCE

1989-91OLB, Georgia Tech
1992-95DE/OLB, Miami Dolphins
1996-98DE/OLB, San Diego Chargers
1999-2001DE/OLB, Washington Redskins
2002DE/OLB, Jacksonville Jaguars
2003DE/OLB, Philadelphia Eagles
2004-05DE/OLB, Denver Broncos

COACHING EXPERIENCE

2017Coaching fellow, Philadelphia Eagles
2017Defensive coordinator, Mandarin (Fla.) H.S.
2018Assistant defensive line, Oakland Raiders

**2019..... Outside linebackers/
defensive ends, Georgia Tech**

WHAT GEOFF COLLINS IS SAYING ABOUT MARCO COLEMAN

"We are excited to welcome Marco back to The Flats after his amazing playing and coaching career in the NFL. He is a tremendous representative of what it truly means to be a Georgia Tech student-athlete and we're proud to have brought him home."





KERRY DIXON

WIDE RECEIVERS

HAMPTON, 2004 • 2ND SEASON AT GEORGIA TECH

 **@COACH_K2**

A 13-year collegiate coaching veteran, Kerry Dixon is in his second season as Georgia Tech's wide receivers coach.

In his first season on The Flats, Dixon mentored true freshman wide receiver Ahmarean Brown, who tied Calvin Johnson's Georgia Tech freshman record with seven touchdown receptions.

Dixon came to The Flats from Toledo, where he was running backs coach in 2018.

Prior to Toledo, he was the wide receivers coach at Florida from 2015-17, where he was named one of the nation's top 25 recruiters by Rivals. Dixon and Georgia Tech head coach Geoff Collins were on the Florida staff together in 2015 and 2016 (Collins served as the Gators' defensive coordinator).

In his lone season as running backs coach at Toledo, Dixon helped the Rockets compile the Mid-American Conference's No. 2 rushing offense (223.6 ypg) and earn a berth in the Makers Wanted Bahamas Bowl, while mentoring three different RBs (all underclassmen) that rushed for at least 500 yards on the season.

Prior to his arrival at Toledo, he spent three seasons as wide receivers coach at Florida, where he mentored two of the three freshmen to ever record 100-yard receiving games for the Gators (Antonio Callaway in 2015 and Tyrie Cleveland in 2016). Under Dixon's tutelage, Callaway, now a member of the NFL's Cleveland Browns, went on to become the third-fastest UF player to reach 1,000 career receiving yards (17 games).

Dixon's coaching career also includes successful stints as an assistant at Florida International (2014 – running backs), Florida Atlantic (2012-13 – running backs), Montana State (2010-11 – running backs), Stillman (2009 – offensive coordinator), Texas Southern (2008 – quarterbacks), Morgan State (2007 – quarterbacks) and Booker T. Washington H.S. in Houston, Texas (2005-06 – assistant coach).

A Houston native, Dixon played quarterback and wide receiver at Baylor (2000-01) and Hampton (2002-03). He made two starts at QB as a freshman at Baylor and was a team captain as a senior signal-caller at Hampton. He received a bachelor's degree in political science from Hampton in 2004. Dixon and his wife, Robin, have four children: Charlee, Kerry, Rylee and Renee'.

THE DIXON FILE

PERSONAL

HometownHouston, Texas
EducationHampton, 2004 (B.A. political science)
Familywife: Robin; daughters: Charlee, Rylee & Renee'; son: Kerry

PLAYING EXPERIENCE

2000-01QB/WR, Baylor
 2002-03QB, Hampton

COACHING EXPERIENCE

2005-06Asst. coach, Booker T. Washington (Texas) H.S.
 2007Quarterbacks, Morgan State
 2008Quarterbacks, Texas Southern
 2009Offensive coordinator, Stillman
 2010-11Running backs, Montana State
 2012-13Running backs, Florida Atlantic
 2014Running backs, Florida International
 2015-17Wide receivers, Florida
 2018Running backs, Toledo
2019 Wide receivers, Georgia Tech





LARRY KNIGHT

DEFENSIVE LINE / DEFENSIVE RECRUITING COORDINATOR

CENTRAL MICHIGAN, 2010 • 2ND SEASON AT GEORGIA TECH

[@SIRKNIGHT95](#)

Larry Knight is in his second season as Georgia Tech's defensive line coach and defensive recruiting coordinator.

In his role as defensive recruiting coordinator, Knight was instrumental in putting together the second-highest ranked recruiting class in Tech history in 2020.

Knight came to Georgia Tech from Temple, where he was a member of head coach Geoff Collins' staff for two seasons (2017-18).

Knight held many roles at Temple, initially joining Collins' staff as a quality-control assistant for defense and recruiting in 2017, then being elevated to director of player personnel in February 2018 before being promoted once again to outside linebackers coach/defensive recruiting coordinator a month later. In 2018, he was part of a defensive staff that helped Temple rank among the top four teams nationally in defensive touchdowns (8 – first), forced turnovers (31 – third), fumble recoveries (13 – third) and interceptions (18 – fourth) and among the American Athletic Conference's top three teams in total defense (second), passing defense (second), three-and-outs (second) and scoring defense (third).

No stranger to the Atlanta area, Knight also spent two seasons as outside linebackers coach at Georgia State (2015-16). His resume also includes stints at Tennessee (2013-14) and Cincinnati (2011-12).

Prior to his successful two-year stint at Temple, Knight served as the outside linebackers coach at Georgia State in 2015 and 2016. In 2015, he helped coach the most-improved defense in NCAA Division I FBS, as the Panthers allowed 15 points per game less than they did the season prior to his arrival and earned their first-ever bowl bid.

Knight also spent a total of four seasons working under his collegiate head coach, Butch Jones, first at Cincinnati (2011-12), then at Tennessee (2013-14).

As a graduate assistant (2013) and quality-control assistant (2014) at Tennessee, he worked directly with the Vols' defensive linemen and linebackers, including all-Southeastern Conference selections Derek Barnett and Curt Maggitt, who combined for 21 sacks in 2014 (the third-most by any duo in the nation), and helped put together a pair of top-five-ranked recruiting classes.

As a graduate assistant at Cincinnati (2011-12), he helped lead the Bearcats to back-to-back Big East championships and bowl victories.

Among the notable student-athletes that he has mentored over the course of his career are Derek Wolfe and John Hughes at Cincinnati (second- and third-round NFL draft picks, respectively), Barnett at Tennessee (first-round NFL draft pick and Super Bowl LIII champion with the Philadelphia Eagles) and Sam Franklin at Temple (the first player in TU history to record a "defensive cycle" with a tackle for loss, sack, forced fumble, fumble recovery and interception in the same game).

Knight was an all-Mid-American Conference defensive end at Central Michigan from 2006-09, where he racked up 123 career tackles, 25 tackles for loss and 13.5 sacks and helped CMU to three MAC titles, four bowl berths and a No. 23 national ranking in 2009.

He earned a bachelor's degree in entrepreneurship and marketing from CMU in 2010.

THE KNIGHT FILE

PERSONAL

Hometown Augusta, Ga.
Education Central Michigan, 2010
(B.S. entrepreneurship and marketing)

PLAYING EXPERIENCE

2006-09 DE, Central Michigan

COACHING EXPERIENCE

2011-12 Graduate assistant, Cincinnati
2013 Graduate assistant, Tennessee
2014 Quality control assistant (linebackers), Tennessee
2015-16 Outside linebackers, Georgia State
2017 Quality control assistant (defense/recruiting), Temple
2018 Outside linebackers/defensive recruiting coord./
pro liaison, Temple

**2019..... Defensive line/
def. recruiting coordinator, Georgia Tech**





JEFF POPOVICH

CORNERBACKS / DEFENSIVE SPECIAL TEAMS COORDINATOR

MIAMI (FLA.), 2000 • 2ND SEASON AT GEORGIA TECH

@COACHPOPOVICH

Jeff Popovich joined Georgia Tech's football staff in 2019 as cornerbacks coach and defensive special teams coordinator (kickoff and punt coverage).

In his first season as Yellow Jackets' cornerbacks coach, Popovich mentored an all-ACC selection in CB Tre Swilling. As defensive special teams coordinator, he oversaw a unit that blocked three kicks (tied for most in the ACC and 14th nationally) and improved its average kickoff return allowed by nearly six yards over the previous season (from 26.27 ypr in 2018 to 20.91 ypr in 2019).

Popovich has 14 years of coaching experience at the collegiate and professional levels, most recently as cornerbacks coach at Boise State in 2018. In his lone season on Boise State's staff, the Broncos ranked among the nation's top 40 teams in third-down defense (.311), takeaways (24), scoring defense (22.1 ppg) and total defense (355.9 ypg).

He and Georgia Tech head coach Geoff Collins first coached together as members of Florida International's staff in 2010 (Collins as defensive coordinator, Popovich as defensive backs coach), where they helped lead FIU to the school's first-ever Conference USA championship and bowl berth.

Popovich's 14-year career includes 12 seasons at the NCAA Division I FBS level at Boise State, UTSA (cornerbacks coach – 2013-15), Florida International (defensive backs – 2007-12) and his alma mater, Miami (Fla.) (graduate assistant – 2005-06). In addition to serving as DBs coach at FIU, Popovich was also the program's pro liaison for his entire six-season stint and was the Panthers' special teams coordinator in his final season (2012). He also spent two seasons with the NFL's Indianapolis Colts, first as an assistant to head coach Chuck Pagano in 2016, then as a defensive quality control assistant in 2017.

A Tucson, Ariz. native, Popovich walked on at Miami but became a major contributor for the Hurricanes as a defensive back and special teams standout, recording 154 tackles in 46 career games (1996-99). He was a three-time academic all-Big East honoree and went on to play professionally for the Tampa Bay Buccaneers (2000), NFL Europe's Barcelona Dragons (2001) and the Atlanta Falcons (2001).

Popovich earned bachelor's (biomedical engineering – 2000) and master's (international finance – 2007) degrees from Miami. He and his wife, Lara, have two daughters – Sayle and Copeleigh.

THE POPOVICH FILE

PERSONAL

Hometown Tucson, Ariz.

Education Miami (Fla.), 2000 (B.S. biomedical engineering)
Miami (Fla.), 2007 (M.S. international finance)

Family wife: Lara; daughters: Sayle & Copeleigh

PLAYING EXPERIENCE

1996-99 DB, Miami (Fla.)

2000 DB, Tampa Bay Buccaneers

2001 DB, Barcelona Dragons (NFL Europe)

2001 DB, Atlanta Falcons

COACHING EXPERIENCE

2005-06 Graduate assistant, Miami (Fla.)

2007-11 Defensive backs/pro liaison, Florida International

2012 DBs/special teams coordinator/pro liaison,

Florida International

2013-15 Cornerbacks, UTSA

2016 Assistant to the head coach, Indianapolis Colts

2017 Quality control asst. (defense), Indianapolis Colts

2018 Cornerbacks, Boise State

2019..... Cornerbacks/defensive special teams coordinator, Georgia Tech





CHRIS WIESEHAN

TIGHT ENDS / TACKLES / OFFENSIVE SPECIAL TEAMS COORDINATOR

WABASH, 1994 • 2ND SEASON AT GEORGIA TECH

[@COACHWIESEHAN](#)

One of the nation's most versatile offensive coaches, 26-year coaching veteran Chris Wiesehan is in his second season as Georgia Tech's tight ends and tackles coach, as well as offensive special teams coordinator (field goal/PAT/kickoff and punt returns).

In 2019, Wiesehan coached Georgia Tech's first tight ends group in 12 seasons, led by Tyler Davis, who would go on to become the highest-drafted tight end in school history when he was selected in the sixth round of the 2020 NFL Draft by the Jacksonville Jaguars. Davis was the first Georgia Tech tight end to be drafted since 1992.

Wiesehan's 26 years of coaching includes experience at both the collegiate and professional levels. Prior to his arrival at Georgia Tech in 2019, Wiesehan spent five seasons at Temple, including the last two under current Tech head coach Geoff Collins. As the Owls' offensive line coach/run-game coordinator in 2018, all five of his regular starters – including two true-freshman tackles – earned all-Eastern College Athletic Conference (ECAC) recognition while paving the way for TU running back Ryquell Armstrong to rank second in the American Athletic Conference and 14th nationally in rushing (109.8 ypg).

In recognition of his efforts, Wiesehan was nominated for the 2018 Broyles Award, given to college football's top assistant coach.

His five years at Temple included four seasons as the Owls' offensive line coach (2014-15; 2017-18) and one as running backs coach (2016). In his lone season with TU's running backs, he coached the only pair of RBs in the nation to each rush for at least 900 yards and 13 touchdowns (Jahad Thomas and Armstrong).

Wiesehan's versatility as an offensive coach has been evident throughout his career, as he has coached every offensive position except for quarterback and had multiple players selected in the NFL Draft at each position during the course of his 25 years in the profession. In his five seasons at Temple alone (2014-18), eight of Wiesehan's pupils went on to play in the NFL, including 2017 second-round pick Dion Dawkins (Buffalo Bills).

In addition to his five years at Temple, his resume includes stints with Hawai'i (running backs/offensive line – 2012-13), the Canadian Football League's Winnipeg Blue Bombers (wide receivers – 2010-11), UCLA (tight ends – 2009), Syracuse (offensive line – 2007-08), James Madison (offensive line – 2006), the NFL's Tampa Bay Buccaneers (offensive assistant – 2005), Northern Arizona (wide receivers/offensive line – 2001-04), Buffalo (wide receivers/offensive line – 1999-2000), Notre Dame (tight ends – 1997-98), Purdue (tight ends – 1996) and Fort Hays State (wide receivers – 1994-95).

Wiesehan was an all-America wide receiver at Wabash (Ind.) College from 1990-93 and still holds the NCAA Division III national record for all-purpose yards per play in a career (16.0 – 4,825 total yards in 301 plays). He graduated from Wabash in 1994 with a bachelor's degree in English and was inducted into the school's athletics hall of fame in 2014. He has also coached five student-athletes that have been inducted into various halls of fame — Matt Light (New England Patriots HOF), Terence Edwards (Winnipeg Blue Bombers HOF), Clarence Moore (Northern Arizona University HOF), Drew Haddad (University at Buffalo HOF) and Lance Schwindt (Fort Hays State HOF).

A St. Louis, Mo. native, Wiesehan and his wife, Renee, have a son, Colton.

THE WIESEHAN FILE

PERSONAL

Hometown St. Louis, Mo.
Education Wabash, 1994 (B.A. English)
Family wife: Renee; son: Colton

PLAYING EXPERIENCE

1990-93 WR, Wabash

COACHING EXPERIENCE

1994-95 Wide receivers, Fort Hays State
1996 Tight ends, Purdue
1997-98 Tight ends, Notre Dame
1999 Wide receivers, Buffalo
2000 Offensive line, Buffalo
2001, 2004 Wide receivers, Northern Arizona
2002-03 Offensive line, Northern Arizona
2005 Offensive assistant, Tampa Bay Buccaneers
2006 Offensive line, James Madison
2007-08 Offensive line, Syracuse
2009 Tight ends, UCLA
2010-11 Wide receivers, Winnipeg Blue Bombers (CFL)
2012 Offensive line/run game coordinator, Hawai'i
2013 Running backs, Hawai'i
2014-15 Offensive line, Temple
2016 Running backs, Temple
2017-18 Offensive line/run game coordinator, Temple

2019..... Tight ends/offensive special teams coordinator, Georgia Tech





PATRICK SUDDES

GENERAL MANAGER

ALABAMA, 2005

2ND SEASON AT GEORGIA TECH

[@PATRICKSUDDES](#)

Patrick Suddes, an Atlanta native who has spent the previous three seasons at Auburn, including the last two as assistant athletics director for football, became Georgia Tech football's general manager in 2019. Suddes' responsibilities include directing the Yellow Jackets' recruiting office and roster management.

In his first year with the Jackets, Suddes oversaw the recruiting efforts that led to Georgia Tech's 2020 incoming class being ranked No. 24 nationally by Rivals. It marked only the second time in school history and the first time in 13 years that Tech landed a top 25 recruiting class.

Suddes, who has worked exclusively with Power Five conference programs and NFL organizations over the course of his 16-year career, arrived at Georgia Tech after three seasons at Auburn (2016-18), first as the Tigers' director of player personnel, then as assistant A.D. for football. In his role at Auburn, he oversaw player personnel and worked directly with head coach Gus Malzahn on roster management.

Prior to his three-year stint at Auburn, Suddes spent two seasons as assistant A.D. for recruiting at Arizona State, one season as director of player personnel at Texas (2013) and six seasons as associate director of football operations at Alabama (2007-13). He worked with Georgia Tech head coach Geoff Collins at Alabama, when Collins was the Crimson Tide's director of player personnel in 2007.

Before his arrival at Alabama, Suddes also worked under head coach Nick Saban with the Miami Dolphins, first as a defensive assistant (2005), then as an offensive assistant (2006). His career began under Saban as a recruiting intern at LSU in 2004.

Suddes graduated from Marist H.S. in Atlanta, before attending Alabama, where he earned a bachelor's degree in business management in 2005. He and his wife, Rachel, have a son, Lawson, and a daughter, Lucy.



LEWIS CARALLA

HEAD FOOTBALL STRENGTH AND CONDITIONING COACH

DEFIANCE, 2008

2ND SEASON AT GEORGIA TECH

[@LEWISCARALLA](#)

With 13 years of experience and having previously served as the head strength and conditioning coach for three different NCAA Division I FBS programs, Lewis Caralla is in his second season as head football strength and conditioning coach at Georgia Tech.

Caralla is familiar with Georgia Tech, having previously served as an assistant strength and conditioning coach for the Yellow Jackets in 2010-11, working with the Jackets' football program and directing the strength program for Tech's nationally ranked golf team.

Prior to his return to The Flats in 2019, Caralla spent the 2018 season as the head strength and conditioning coach at Buffalo, where he was named Football Scoop's Strength Coach of the Year. In his lone season at Buffalo, Caralla helped turn around a team that went 8-16 over the previous two years into a squad that won the MAC East Division championship and earned the program's first bowl berth since 2013 (and third all-time).

Before his one season at Buffalo, Caralla was director of strength and conditioning at Louisiana-Lafayette (2016-17) and North Texas (2015). His career also includes stints as an assistant strength and conditioning coach at Michigan (2012-14), Mississippi State (2011) and Georgia Tech (2010-11), a graduate assistant at Mississippi State (2009-10) and an intern

at Virginia (2008) and South Florida (2007). During his one season as a full-time assistant at Mississippi State in 2011, he worked on the Bulldogs' football staff with Collins, who was MSU's co-defensive coordinator.

Originally from Tarpon Springs, Fla., Caralla was a two-time all-conference running back at Defiance (Ohio) College, where he also earned academic all-conference accolades twice and graduated with a bachelor's degree in wellness and corporate fitness in 2008. He earned a master's degree in kinesiology from Mississippi State in 2010.

Caralla and his wife, Lori, have three children: Marshall, Ali and Ava.



RYAN HORTON

DIRECTOR OF APPLIED SPORTS SCIENCE

OTTERBEIN, 2007

2ND SEASON AT GEORGIA TECH

[@COACHRYANHORTON](#)

Ryan Horton is in his second season as Georgia Tech's director of applied sports science. In his role, Horton assists head football strength and conditioning coach Lewis Caralla in applying scientific and innovative methods to the Yellow Jackets' strength-and-conditioning program.

Prior to his arrival at Georgia Tech in 2019, Horton spent two seasons at Temple as assistant strength and conditioning coach, working directly with head coach Geoff Collins' football program.

In addition to his two seasons at Temple, Horton also worked with Collins when Collins was the defensive coordinator at Florida International in 2010. Horton was an assistant strength and conditioning coach at FIU for a total of five years (2008-12) and helped the teams he worked directly with (football, women's basketball, volleyball and men's and women's track and field) win five conference championships in five years.

Prior to joining Collins at Temple, Horton was the director of strength and conditioning at Elon for three years (2014-16), where he oversaw the strength-and-conditioning program for the Phoenix's 17 sports.

His coaching experience also includes four years as an assistant strength and conditioning coach at Tennessee (2004-08), where he worked with five first-round NFL draft picks and two men's tennis all-Americans.

Away from collegiate sports, Horton has served as director of strength and conditioning at Elkin Sports Performance in Richmond, Va. (2012-14), as well as a trainer at D1 Sports Training in Knoxville, Tenn. and head strength and conditioning coach for the Christian Academy of Knoxville.

A four-year football letterwinner at Otterbein (Ohio) College, Horton earned a bachelor's degree in health and fitness promotions from Otterbein in 2004.

He and his wife, Jennifer, have two dogs: Chompers and Mia.



ZACH REED

PLAYER DEVELOPMENT COACH

TENNESSEE TECH, 2001

10TH SEASON AT GEORGIA TECH

[@ZREED68](#)

Zach Reed is in his 10th year as a player development coach at Georgia Tech. In addition to working specifically with the Yellow Jackets' football program, he also oversees strength training for the Jackets' track and field programs. He joined the Georgia Tech staff in January 2011.


Prior to joining Georgia Tech's staff in 2011, Reed was a high school coach at Kennasaw Mountain High School in nearby Kennesaw, Ga. for eight years (2003-10).

He is a NSCA Certified Strength and Conditioning Specialist (CSCS) and is Strength and Conditioning Coach Certified (SCCC) by the Collegiate Strength and Conditioning Coaches Association (CSCCA). Reed is also

USAW (USA Weightlifting) and NASM (National Academy of Sports Medicine) Corrective Exercise certified. He regularly competes in Strongman competitions.

Reed was a four-year letterwinner as a defensive lineman at Tennessee Tech, where he earned a bachelor's degree in health and physical education in 2001 and a master's degree in instructional leadership in 2002.

The Atlanta-area native was a three-sport athlete at South Cobb H.S. in Austell, competing in football, track and field and wrestling.



KYLE SEGER

PLAYER DEVELOPMENT COACH

BALL STATE, 2016

2ND SEASON AT GEORGIA TECH

[@KYLESEGER_44](#)

Kyle Seger is in his second season as player development coach at Georgia Tech, working specifically with the Yellow Jackets' football program.

Seger came to The Flats in June 2019 after spending two years as a graduate assistant at Temple University under Georgia Tech head coach Geoff Collins. While at Temple, Seger worked in the development of several players who went on to play in the NFL and was in charge of walk-on lift groups. He also worked extensively with current Georgia Tech director of applied sports science Ryan Horton in utilizing GPS technology for athletes.

Prior to coaching, Seger was a three-year letterwinner at Ball State as a defensive end. Beginning as a walk-on, Seger worked all the way to earning a scholarship his senior season, also garnering the Paul Schudel Strength and Conditioning Award that same year.

Seger is Strength and Conditioning Coach Certified (SCCC) through the Collegiate Strength and Conditioning Coaches Association (CSCCA) and is also first aid and CPR certified through the American Heart Association.

A Huntingburg, Ind. native, Seger earned a bachelor's degree in exercise science from Ball State (2016) and a master's of education degree from Temple (2019). He resides in Atlanta.



EDWARD THOMPSON

PLAYER DEVELOPMENT COACH

LOUISIANA-LAFAYETTE, 2018

2ND SEASON AT GEORGIA TECH

[@EDTHOMPSON_JR](#)

Edward Thompson is in his second season as a player development coach at Georgia Tech, working specifically with the football program.

Thompson joined Georgia Tech in June 2019 after completing an internship with New York Giants, where he assisted with the team's off-season workouts through rookie/mini-camp, and worked directly with running backs, defensive backs and wide receivers. Prior to the Giants, Thompson worked as an assistant strength and conditioning coach at Austin Peay State University, where he oversaw the weight gain/weight loss program for all football student-athletes and worked in team speed/change of direction development.

Before coaching, Thompson was a defensive back at Louisiana-Lafayette. His work on the field led to an internship with the Ragin' Cajuns, working with football, track and field and women's basketball before moving to an intern position with the University of Houston's football team.

A Houston, Texas native, Thompson earned a bachelor's degree from Louisiana-Lafayette in 2018. He and his wife, Moriah, reside in Atlanta with their son, Duke.



SCOTT WALLACE

DIRECTOR OF FOOTBALL OPERATIONS

CALIFORNIA (PA.), 2011

2ND SEASON AT GEORGIA TECH

[@SWALLACE_DFO](#)

Scott Wallace became Georgia Tech's director of football operations in 2019. In his role, Wallace directs day-to-day operations of the football program and is responsible for the overall management of the football budget, team travel, bowl game coordination and the @CoachCollins Football Camps. He also serves as the liaison between the football program and several areas within the Georgia Tech athletics department, including marketing, development, compliance, equipment and facility operations.

Wallace came to Georgia Tech from Temple, where he spent five seasons (2014-18), including the last four as director of football operations (the final two under Georgia Tech head coach Geoff Collins). Wallace began his stint at TU as the football program's coordinator of internal operations.

Wallace's professional career also includes stints at Delaware (assistant to the director of football operations – 2012-13) and his alma mater, California (Pa.), where he worked in the development department from 2010-11. He has also held roles with the Washington Wild Things minor-league baseball team and served as a high school basketball assistant coach.

After beginning his collegiate career at UMass, Wallace played quarterback and defensive back at California (Pa.) from 2009-11. He earned a bachelor's degree in sports management from the school in 2011.

Wallace and his fiance, Starrie, have a dog, Roscoe.



KEVIN CONE

ASSISTANT DIRECTOR OF FOOTBALL OPERATIONS

GEORGIA TECH, 2010

4TH SEASON AT GEORGIA TECH

[@KCONE12](#)

Former Georgia Tech wide receiver Kevin Cone is in his fourth season as the Yellow Jackets' assistant director of football operations. The Tech alumnus returned to The Flats in 2017.

Cone played wide receiver at Georgia Tech from 2008-10 after transferring from Shorter College following his freshman campaign. He caught six passes for 98 yards and a touchdown as a senior in 2010.

He went on to enjoy a six-year career in professional football, highlighted by three seasons with the Atlanta Falcons (2011-13). He played in 29 games over his three campaigns with the Falcons, including all 16 contests in 2013. He closed his playing career with stints with the Miami Dolphins, Cleveland Browns and the Canadian Football League's Winnipeg Blue Bombers.

Cone, who earned a bachelor's degree in mechanical engineering from Georgia Tech in 2010, worked for renowned engineering firm Morrison Hershfield before returning to The Flats. His ties to Tech run deep, as both of his parents graduated from the Institute and his father, Ronny, played football for the Yellow Jackets (1979-83) before being selected in the 10th round of the 1984 NFL Draft by the New York Jets.

Cone and his wife, Amber, reside in Atlanta.



PAT BOYLE
FOOTBALL RESEARCH AND
ANALYTICS COORDINATOR

TEMPLE, 2012
 2ND SEASON AT GEORGIA TECH
 @PAT_BOYLEGT

Pat Boyle joined Georgia Tech's football staff in 2019 as football research and analytics coordinator. In his role, Boyle collects and analyzes data to assist in all aspects of the Yellow Jackets' football program, including game-planning, in-game strategy and recruiting.

Boyle came to The Flats from Temple, where he performed similar duties as a strategic specialist under head coach Geoff Collins in 2017-18. Prior to Collins' arrival at Temple in 2017, Boyle had spent the previous two seasons (2015-16) as a graduate assistant working in operations and strength and conditioning for the Owls while earning a master's degree in sports business. He also volunteered in TU's weight room during the 2014 campaign.

Boyle was a four-year letterwinner and two-year starter on the offensive line at Temple from 2008-11, earning first-team all-Mid-American Conference recognition as a senior in 2011. He also earned a slew of academic honors, including being named the 2012 PNC Male Student-Athlete of the Year, receiving the 2012 Owl Club Award and being a three-year member of TU's Athletic Director's Honor Roll. He was selected to play in the 2012 NFLPA Collegiate Bowl and played professionally for the Detroit Lions and Washington Redskins.

A Baltimore, Md. native, Boyle earned bachelor's (2012) and master's (2017) degrees from Temple. He married his wife, Ally, in June 2018.



WILL GLOVER
QUALITY CONTROL SPECIALIST/
OFFENSE

CLAYTON STATE, 2009
 2ND SEASON AT GEORGIA TECH
 @COACHGLOVER_GT

Former Georgia Tech football standout Will Glover returned to The Flats in 2019 as an offensive quality control specialist.

One of the most successful wide receivers in Georgia Tech history, Glover returned to Atlanta after spending the previous four seasons as wide receivers coach at Bethune-Cookman (2015-18). In his four seasons at B-C, he coached a pair of all-Mid-Eastern Athletic Conference wideouts, including first-team honoree Jawill Davis, who went on to sign a free-agent contract with the NFL's New York Giants. His coaching career also includes two seasons at UCF, first as an offensive quality control assistant in 2013, then as a graduate assistant in 2014. In his two seasons at UCF, the Knights produced three receivers that would go on to play in the NFL, including first-round draft pick Breshad Perriman (2015 - Baltimore Ravens).

As a student-athlete at Georgia Tech (1999-2002), Glover caught 122 passes for 1,316 yards for the Yellow Jackets, which still rank sixth and 13th in program history, respectively. The Jackets made four bowl appearances in his four seasons and ranked No. 1 in the country in total offense during his freshman campaign (509.0 ypg in 1999). His time as a student-athlete at Tech coincided with head coach Geoff Collins' first tenure with the Yellow Jackets, as a graduate assistant in 1999-2000, then as tight ends coach in 2001. Glover went on to sign as a priority free agent with the National Football League's New York Jets in 2013.

The Tampa, Fla. native earned a bachelor's degree in marketing from Clayton State in 2009. He and his wife, Dr. Rosalind Glover, have two daughters: Ariyah and Amirah.



JASON SEMORE
QUALITY CONTROL SPECIALIST/
DEFENSE

ADAMS STATE, 2005
 2ND SEASON AT GEORGIA TECH
 @COACHJSEMORE

Jason Semore is in his second season as a defensive quality control specialist at Georgia Tech.

A former NCAA Division I defensive coordinator, Semore came to The Flats from Temple, where he served as a senior defensive advisor under head coach Geoff Collins in 2018. In Semore's lone season at TU, the Owls ranked among the top four teams nationally in defensive touchdowns (8 - 1st), forced turnovers (31 - 3rd), fumble recoveries (13 - 3rd) and interceptions (18 - 4th).

Prior to his one season at Temple, Semore spent three seasons at NCAA Division I FCS powerhouse Montana, first as special teams coordinator and secondary coach (2015), followed by two seasons as defensive coordinator (2016-17). He helped lead the Griz to three-straight winning seasons, including an FCS playoffs appearance in 2015, and produced the Big Sky Conference's top-ranked defense in 2016 (349.0 ypg).

Semore's resume also includes a season as defensive coordinator at Colorado School of Mines (2014), two seasons as a defensive assistant at Oklahoma State (2012-13), two seasons as outside linebackers coach at Tulsa (2010-11), two seasons as co-defensive coordinator, special teams coordinator and secondary coach at his alma mater, Adams State (2008-09), a season as secondary coach at Colorado School of Mines (2007) and a season as defensive coordinator at Round Valley H.S. in Springerville, Ariz. Career highlights include a 10-2 season as defensive coordinator at Colorado School of Mines, bowl appearances in each of his four seasons at Oklahoma State and Tulsa and leading Arizona's Class 3A in total defense, scoring defense and pass defense in his lone season at Round Valley High.

Semore played collegiately at Adams State, where he was a linebacker from 2001-05 and earned a bachelor's degree in history, government and philosophy in 2005. He also has two master's degrees from the University of Phoenix (2007 - criminal justice) and the University of Tulsa (2012 - educational methods). He married his wife, Jessy, in 2019 and has two daughters, Paityn and Palmer.



ANTHONY PARKER
ANALYST/DEFENSE

TENNESSEE, 2008
 2ND SEASON AT GEORGIA TECH
 @COACH_AP_GT

Former All-American Anthony Parker joined Georgia Tech's football staff as a defensive analyst in 2019.

Parker came to The Flats after three seasons as the offensive line coach at Norfolk State (2015-17). His coaching career also includes stints as an offensive quality control assistant at his alma mater, Tennessee (2013-14), and an offensive graduate assistant at Mississippi State (2011-12) and Morgan State (2009-10). At Mississippi State, he served on the same staff as current Georgia Tech head coach Geoff Collins, who was MSU's co-defensive coordinator in '11-12.

Parker helped Mississippi State reach two bowl games in his two seasons with the Bulldogs and helped lift Tennessee to a berth in the TaxSlayer Bowl following the 2014 season.

He was a four-year letterwinner and three-year starter on the offensive line at Tennessee from 2005-08, primarily at guard. He earned second-team Associated Press All-America recognition as a junior in 2007 and was a two-time all-Southeastern Conference selection (first-team in 2007, second-team in 2008).

A Jonesboro, Ga. native, Parker earned a bachelor's degree in political science and sociology from Tennessee in 2008.



TIM CONNER

ANALYST/SPECIAL TEAMS

MARYVILLE, 2011

2ND SEASON AT GEORGIA TECH

[@COACH_CONNER](#)

Tim Conner joined Georgia Tech's football staff as a special teams analyst in 2019.

Conner came to Tech from Temple, where he spent two seasons (2017-18) as an offensive analyst and operations assistant under Georgia Tech head coach Geoff Collins.

Prior to joining Collins' staff at Temple, Conner spent two seasons as at Huntingdon College in Montgomery, Ala., first as running backs/H-backs coach (2015), then as wide receivers coach (2016). He played a key role in Huntingdon winning back-to-back USA South Atlantic Conference championships in 2015 and '16, as well as setting a school record with 2,936 rushing yards and tying a program record with 33 rushing touchdowns in 2015. He coached two all-conference honorees with the Hawks.

His coaching career also includes stints at Marietta (Ohio) College (running backs/fullbacks in 2013, receivers and assistant recruiting coordinator in '14) and Centre (Ky.) College (running backs/fullbacks in 2012). He also served as the quarterbacks coach and passing game coordinator at Tavares (Fla.) H.S. in the winter and spring of 2012.

Conner played quarterback at Maryville (Tenn.) College, where he was a team captain as a senior and ranked among the school's all-time top six in six different passing categories at the end of his career. He graduated from Maryville in 2011 with a bachelor's degree in physical education.



JOE BATTAGLIA

GRADUATE ASSISTANT

COASTAL CAROLINA, 2014

2ND SEASON AT GEORGIA TECH

[@COACHJBATTAGLIA](#)

Joe Battaglia is in his second year at Georgia Tech and his first season as an offensive graduate assistant coach under head coach Geoff Collins.

Battaglia served as an offensive analyst at Georgia Tech in 2019. He came to Tech after two seasons on Collins' staff at Temple.

Battaglia was also as an offensive graduate assistant under Collins at Temple. He has also worked under Georgia Tech offensive coordinator Dave Patenaude for the past nine seasons, first as an undergraduate assistant at Coastal Carolina (2011-14), then as an analyst at CCU (2015-16), a G.A. at Temple (2017-18) and an analyst at Tech (2019).

During Battaglia's time at Temple, the Owls posted two of the three highest single-season passing totals in school history and scored the most points in school history in 2018. While he was at CCU, the Chanticleers set nearly every offensive record in school history, including single-season scoring, total offense, rushing yards and passing yards.

A Syracuse, N.Y. native, Battaglia played football as a freshman at Hartwick (N.Y.) college in 2010 before sustaining an injury and transferring to Coastal Carolina. He graduated from CCU in 2014 with a bachelor's degree in business administration.



CRISTIAN GARCIA

GRADUATE ASSISTANT

FLORIDA, 2017

1ST SEASON AT GEORGIA TECH

[@_COACHGARCIA](#)

Cristian Garcia is in his first season as a graduate assistant coach at Georgia Tech. Garcia, who played linebacker at Florida when Georgia Tech head coach Geoff Collins' was the Gators' defensive coordinator, comes to The Flats after two seasons as a graduate assistant at UNLV.

Garcia, a Miami, Fla. native, played collegiately at Malone and Florida Tech, before matriculating to Santa Fe College, and then Florida. At UF, he was a member of the Gators' video staff, then walked on to the team in 2015. He was awarded a scholarship and served as a team captain as a senior in 2017, holding a key role as a reserve linebacker in Collins' top-33 ranked defense. He was also a special-teams stalwart for the Gators.

Off the field, the Gainesville (Fla.) Police Department credited Garcia with preventing a sexual assault from occurring during the summer of 2016. He was subsequently featured on ABC's Good Morning America and honored in Washington D.C. by former Vice President Joe Biden as a recipient of the inaugural "It's On Us" Courage Award.

Garcia earned a both bachelor's degree in sport management and an MBA from Florida. He works primarily with THE Yellow Jackets' linebackers.



ERRIN JOE

GRADUATE ASSISTANT

GEORGIA TECH, 2014

2ND SEASON AT GEORGIA TECH

[@E_JAY75](#)

Former Yellow Jacket Errin Joe is in his third season as a graduate assistant at his alma mater. He assists with Georgia Tech's offensive line.

Joe started 16 games over his final two seasons as a Yellow Jacket (2014-15). He started the final seven games of the 2014 campaign at right tackle, helping anchor an offensive front that led the nation in rushing with a school record 342.1 yards per game and allowed just 0.79 sacks per game, good for second nationally.

He returned to The Flats after spending the 2017 season as quality-control assistant at Florida International University. Following the end of his playing career, he spent the 2016-17 academic year as an English teacher at his high school alma mater, Lake Gibson H.S. in Lakeland, Fla.

Joe needed just three-and-a-half years to earn a bachelor's degree in literature, media and communication from Georgia Tech, graduating in December 2014. He studied economics while completing his final season of athletic eligibility in 2015.



BRENTEN WIMBERLY

GRADUATE ASSISTANT

KENNESAW STATE, 2018

1ST SEASON AT GEORGIA TECH

Brenten Wimberly is in his first season as a defensive graduate assistant at Georgia Tech. He came to Tech from nearby Kennesaw State, where he spent the previous four seasons as a football student-athlete (2016-17) and defensive graduate assistant (2018-19).

Wimberly appeared in 25 games as a linebacker over his final two



SUPPORT STAFF

collegiate seasons at Kennesaw State. He racked up 63 tackles, 1.5 sacks, an interception and a fumble recovery in two seasons, and helped lead the Owls to a Big South Conference championship and the quarterfinals of the NCAA Division I FCS playoffs as a senior in 2017.

After earning a bachelor's degree in integrative studies, Wimberly transitioned into a graduate assistant role at his alma mater, working primarily with the Owls' safeties and nickel backs. He helped lead KSU to another Big South title (2018) and two more FCS playoff berths (2018 and '19) as a G.A.

Wimberly transferred to Kennesaw State after spending his first two collegiate seasons at Georgia Military College. In his first season at KSU (2016), his linebackers coach was current Georgia Tech defensive coordinator Andrew Thacker.

A Georgia native, Wimberly was an honorable mention all-state performer at Westover H.S. in Albany, Ga.



CARINA HARGREAVES
DIRECTOR OF ON-CAMPUS
RECRUITING
 FLORIDA, 2014
 2ND SEASON AT GEORGIA TECH
 @CARINAH_GT

Carina Hargreaves joined Georgia Tech's football staff as the director of on-campus recruiting in 2019.

Hargreaves came to Tech after three years on the football staff at South Carolina. She spent her first two seasons at South Carolina as coordinator of defensive operations (2016-17) before being promoted to coordinator of football administration for her final season with the Gamecocks (2018).

Prior to her three years at South Carolina, Hargreaves was an intern for Florida's football program for two seasons while attaining a master's degree from UF. Her responsibilities with the Gators largely centered around on-campus recruiting and her second season with the program coincided with Georgia Tech head coach Geoff Collins' first campaign as Florida's defensive coordinator.

Hargreaves also attended Florida as an undergrad from 2010-14 and was a member of the Gators' competitive cheerleading squad. She gained her first experience with the football program during the final three years of her undergrad studies, when she served as a student recruiting assistant. She earned both bachelor's (B.S. sports and fitness administration/management - 2014) and master's (M.S. sports and fitness administration/management - 2015) degrees from UF.

Hargreaves' brother, Vernon, played at Florida from 2013-15, where he was a two-time All-America cornerback (coached by Collins in 2015) and the No. 11 pick by the Tampa Bay Buccaneers in the 2016 National Football League Draft. He currently plays for the Houston Texans.



MIKE GREGORY
ASSOCIATE DIRECTOR/
PLAYER PERSONNEL
 UCF, 2009
 2ND SEASON AT GEORGIA TECH
 @COACHGREG11

Mike Gregory is in his second season as an associate director of player personnel for Georgia Tech football.

Gregory came to Georgia Tech in June 2019 after spending the 2018 season as assistant head coach, special teams coordinator and quarterbacks coach at Lyon College in Tampa, Fla.

Prior to moving to the collegiate level, Gregory spent nine seasons on the coaching staff at Tampa Catholic H.S., including five seasons as head coach (2013-17). As head coach, he compiled an overall record of 36-21 and won three district championships and two regional titles. His teams

earned two berths in the Florida Class 3A state semifinals (2013 and 2015), losing to the eventual state champion in both semifinal appearances.

Before being promoted to head coach, he was Tampa Catholic's offensive coordinator and quarterbacks coach for four seasons (2009-12). During his first season on the staff, he helped lead TCHS to an appearance in Florida's 2009 2B state championship game. In all, he coached 15 NCAA Division I FBS signees during his nine seasons at Tampa Catholic and 27 student-athletes that played for him as head coach went on to play college football.

Gregory began his coaching career as quarterbacks coach at University H.S. in Orlando, Fla., from 2006-08. He graduated from the University of Central Florida in 2009.



SANTINO STANCATO
BRAND MANAGER
 BLOOMSBURG, 2016
 2ND SEASON AT GEORGIA TECH
 @SANTINOSTANCATO

Santino Stancato joined Georgia Tech's football staff in 2019 as brand manager. In his role, Stancato manages the brand of Georgia Tech football, primarily through the program's various social media platforms.

At Georgia Tech, Stancato has been instrumental in establishing the football program's partnerships with renowned creative agency J1S and best-selling author and brand consultant Jeremy Darlow.

He came to Georgia Tech after spending the previous two seasons working under head coach Geoff Collins at Temple. Stancato arrived at Temple in 2017 as a digital content coordinator and was elevated to assistant director of operations and creative coordinator for TU football in 2018. Among his accomplishments, he was integral in Temple winning Uniform Authority's award for best uniforms in all of college football in '18.

Prior to Temple, Stancato spent time as marketing manager for the Brooklyn Cyclones (New York Mets' minor-league affiliate) and a marketing assistant at Marshall. His career began as a student assistant in the sports information office at Bloomsburg (Pa.) University.

Stancato graduated from Bloomsburg in 2016 with a bachelor's degree in mass communications.



DR. ANGELO GALANTE
ASSOCIATE A.D./SPORTS MED./
CHIEF MEDICAL OFFICER
 HEIDELBERG, 1985
 24TH SEASON AT GEORGIA TECH

Angelo Galante, M.D., head team physician for Georgia Tech football since 1997, was named Tech's first-ever associate athletics director for sports medicine/chief medical officer in 2018.

In his role, Dr. Galante oversees all of Georgia Tech athletics' medical services for student-athletes. He has provided medical care for Georgia Tech student-athletes as team physician, as well as all GT students as a staff physician at the Institute's Stamps Health Services center, since his arrival at Tech in '97.

Prior to coming to Atlanta, Galante served as team physician for the Canisius College ice hockey program (1994-97), the Buffalo Blizzard (professional indoor soccer - 1994-97) and the Buffalo Stampede (professional roller hockey - 1994-95), while also practicing as a family and primary care orthopedic/sports medicine provider in his hometown of Buffalo, N.Y.

Galante was a soccer student-athlete at Heidelberg (Ohio) College, where he graduated with honors in 1985. He went on to attend medical

school at Albany (N.Y.) Medical College and served a family practice residency at the University at Buffalo (1990-93) and a sports medicine fellowship at the Hughston Sports Medicine Clinic in Columbus, Ga. (1993-94).

Galante and his wife, Danielle (also from Buffalo), have three children: Faustino, Francesco and Giuliana.



MARK SMITH
HEAD FOOTBALL
ATHLETIC TRAINER
SUNY-BROCKPORT, 2010
10TH SEASON AT GEORGIA TECH

Mark Smith is in his 10th overall season as a member of Georgia Tech's sports medicine staff and his third year as the Yellow Jackets' head football athletic trainer. In his role, he oversees the day-to-day care of Georgia Tech's football student-athletes.

He was promoted to head football athletic trainer in 2018 following the retirement of longtime head athletic trainer Jay Shoop.

Smith, who served as a graduate assistant athletic trainer at Georgia Tech from 2010-12, returned to The Flats as an assistant athletic trainer in 2013, following a short stint in the same role at Georgia State. Prior to his time at Georgia State, he completed a year-long internship with the Buffalo Bills.

During his two years as a G.A. at Tech, his duties consisted primarily of working with swimming and diving and assisting with football.

His professional experience also includes a summer internship with the Pittsburgh Steelers in 2010.

Smith is a NATABOC certified athletic trainer and a member of the National Athletic Trainers' Association, Southeast Athletic Trainers' Association, the Georgia Athletic Trainers' Association and he is licensed by the state of Georgia as an athletic trainer.

A native of Rochester, N.Y., Smith earned his bachelor's degree in athletic training from The College at Brockport, a State University of New York in 2010.

He is married to the former Ashley Reid. The couple has two children, Brady and Remy.



LEAH THOMAS
ASSISTANT A.D./ STUDENT-
ATHLETE DEVELOPMENT
CHATTANOOGA, 1999
18TH SEASON AT GEORGIA TECH
@GTSPTNUTRITION

Leah Thomas is Georgia Tech's assistant athletics director for student-athlete development and sports nutritionist for the Yellow Jackets' football program.

A member of the Georgia Tech athletics staff since 2003, she came to The Flats as director of nutrition in 2003 and became the director of total person support services and sports dietitian in 2008. She was promoted to assistant A.D. in 2018.

As Georgia Tech's sports nutritionist, she conducts nutrition counseling and develops meal plans for optimal health and performance for student-athletes. Additionally, she supplies and maintains the supply of extra supplements and snacks that the student-athletes rely on daily.

In addition to her work at Georgia Tech, Leah has authored a chapter in the fourth edition of Sports Nutrition: A Guide for the Professional Working with Active People. She also writes a monthly nutrition column for "Wing-foot", an Atlanta Track Club publication, and has led nutrition education sessions for professional athletes, including as a presenter for the Atlanta Falcons' rookie education program, Falcons U. She is a board-certified

specialist in sports dietetics by the American Dietetic Association and is the Atlantic Coast Conference's representative to the Collegiate Professional Dietitians Association (CPSDA). In 2019, she was named a finalist for the Atlanta Business Chronicle's Health Care Heroes awards.

Thomas also supervises Georgia Tech's Total Person Program, which provides student-athletes with enrichment sessions, community service projects, sports vision services, counseling services, physiology testing and sports nutrition. Additionally, she serves as the advisor to Tech's Student-Athletic Advisory Board.

A 1999 graduate of the University of Tennessee at Chattanooga with a bachelor's degree in nutrition, she was a top cross country and track competitor for the Mocs. Thomas earned her master's degree in exercise science from Georgia State in 2003. A registered dietitian, she became a board-certified specialist in Sports Dietetics by the American Dietetic Association in 2006.

The Oak Ridge, Tenn., native is a member of the Atlanta Track Club and was a 2004 U.S. Olympic Marathon Trials qualifier and competitor. She and her husband Dwight have three children: Mazie Ruth, Bowen and Marney.



PUNT WINDHAM
ASSISTANT EQUIPMENT
MANAGER
GEORGIA TECH, 1994
18TH SEASON AT GEORGIA TECH

Georgia Tech alumnus Punt Windham is in his 18th season as assistant equipment manager at his alma mater.

Windham, a certified equipment manager, conducts the day-to-day operations of the football equipment room, including handling and ordering equipment and uniforms, maintenance of equipment and travel logistics. He has been in a full-time role at his alma mater since 2003.

Prior to his return to The Flats, Windham spent eight years at the University of Texas (1995-2002), where he served as the Longhorns' head baseball equipment manager and assistant football equipment manager. He was a part of two College World Series appearances at Texas (2000 and 2002), with the Longhorns winning the national championship in '02.

A Lilburn, Ga. native, Windham graduated from Georgia Tech in 1994 with a bachelor's degree in industrial engineering. He was a student manager for the Yellow Jackets' football team during his time as an undergrad, which included Tech's fourth national championship in 1990.

Windham and wife, Kim, were married in 2010.



KANE IVERS-OSTHUS
ASSISTANT EQUIPMENT
MANAGER
FLORIDA, 2016
2ND SEASON AT GEORGIA TECH

Kane Ivers-Osthus joined Georgia Tech's athletics equipment staff in 2019. He works directly with the Yellow Jackets' football program.

Georgia Tech is the third program that Ivers-Osthus has worked at with head coach Geoff Collins. Ivers-Osthus came to The Flats after two seasons with Collins at Temple. He arrived at Temple in January 2017 as a graduate assistant and was promoted to a full-time assistant equipment manager just five months later.

Prior to joining Collins at Temple, Ivers-Osthus was a student at Florida, where he served as a scholarship student equipment manager for three seasons (2014-16), the final two while Collins was the Gators' defensive coordinator.

In addition to his stints at Georgia Tech, Temple and Florida, the Melbourne, Fla. native also interned in the multimedia department of the



SUPPORT STAFF

New York Collegiate Baseball League's Rome Generals.

Ivers-Osthus is a cancer survivor, having overcome acute promyelocytic leukemia, an aggressive and rare form of blood cancer, during his time at Temple.



TODD McCARTHY
ASSISTANT A.D./
VIDEO OPERATIONS

VCU, 1992

23RD SEASON AT GEORGIA TECH

[@GTJACKET442](#)

Todd McCarthy is in his 23rd season at Georgia Tech. He was promoted to assistant athletics director for video operations in 2017.

McCarthy, who joined the Tech staff in 1998, handles all practice, game and opponents' video for the football coaching staff while also overseeing the Yellow Jackets' video operations.

McCarthy is a five-time winner of the ACC Video Director of the Year Award (2001, 2003, 2004, 2009 and 2010) and, in 2005, Georgia Tech's video department received the SAVVY Award from the Collegiate Sports Video Association for the nation's top highlight video.

Prior to coming to The Flats, McCarthy spent two years as director of sports video at Pittsburgh (1996-98) and three years (1993-96) in the same capacity at Richmond. He also worked two years as a videographer and editor in the sports department at WRIC-TV, the ABC affiliate in Richmond, Va.

McCarthy earned his bachelor's degree in broadcast communications from Virginia Commonwealth University in 1992. A Richmond, Va. native, McCarthy is married to the former Elizabeth Knupp and they have three children — son Nicholas, born in 2012, and twins, son Micheal and daughter Madison, born in 2016.



CHRIS BREEN
ASSISTANT A.D./
ACADEMIC SERVICES

FORDHAM, 2002

10TH SEASON AT GEORGIA TECH

[@CBREEZY44](#)

Chris Breen came to The Flats in 2011 as assistant director of academic services, was promoted to director of academic services in 2014 and earned the title of assistant athletics director in 2016. He currently oversees academic services for the Yellow Jackets' football program.

Under Breen's direction, Georgia Tech football's most recent multi-year NCAA Academic Progress Rate (APR) is a lofty 980, 12 points above the national average and the third-highest APR in program history, behind only the 983 scores it achieved in 2014-15 and 2015-16. In 2016, Tech football earned an NCAA Public Recognition Award for having an APR that ranked in the top 10 nationally among all FBS programs.

Breen came to Tech after five years as associate director of academic support for student-athletes at Seton Hall, working specifically with the Pirates' men's basketball program. Breen received Seton Hall's President's Award for Student Service in May 2010.

Breen earned a bachelor's degree in business administration in 2002 from Fordham, where he played linebacker and was captain of the Rams' football team as a senior in 2001.

Following his graduation, he coached linebackers for two seasons at Fordham and helped his alma mater win the 2002 Patriot League.

He earned a master's degree in student counseling and personnel services from Manhattan College in 2006.

Breen and his wife, Lauren, have a son, Caden.



MIKE FLYNN
ASSISTANT A.D./
COMMUNICATIONS AND P.R.

MIAMI UNIVERSITY, 2001

5TH SEASON AT GEORGIA TECH

[@MFLYNNGT](#)

Mike Flynn has served as Georgia Tech's assistant athletics director for communications and public relations since June 2016.

In his role, Flynn oversees the day-to-day operation of Georgia Tech athletics' communications and public relations office, which publicizes the Yellow Jackets' 17 sports. He serves as the primary communications contact for Georgia Tech football, is the athletics department's chief spokesperson and is a member of the department's senior staff.

Flynn came to The Flats in 2016 after 13 years at Appalachian State. He arrived at the Boone, N.C. university in 2003 as an assistant sports information director and was promoted to director in 2004 and assistant athletics director in 2006.

During his tenure at App State, he managed all communications and publicity for the Mountaineers' football program, including an ultra-successful move to NCAA Division I FBS and the Sun Belt Conference (winning 11 games and the Raycom Media Camella Bowl in their first full-fledged season as a member of FBS in 2015), three consecutive NCAA Division I FCS national championships (2005-07) and a historic win over the University of Michigan in 2007. He also directed communications for App State's baseball program, including a 41-win campaign in 2012 that saw the Mountaineers come within three victories of earning the school's first-ever College World Series berth.

Administratively, he was a member of Appalachian State athletics' senior management team.

Prior to his arrival at App State, Flynn was a member of the sports information staffs at TCU (2001-03) and Miami University (1999-2001). He received a bachelor's degree in speech communications from Miami (Ohio) in 2001 and a master's in advertising/public relations from TCU in 2003.

Born in Elizabeth, N.J., and raised in Columbus, Ohio, Flynn and his wife, Erin, have two daughters: Kellan and Annie.



GINA GONZALES
ASSISTANT A.D./MARKETING
AND FAN EXPERIENCE

MOUNT ST. JOSEPH, 2011

3RD SEASON AT GEORGIA TECH

Gina Gonzales, a former student-athlete with seven years of professional experience in NCAA Division I athletics, was named assistant athletics director for marketing and fan experience at Georgia Tech in August 2018.

Gonzales, a Michigan native who played basketball at Mount St. Joseph University in Cincinnati, comes to The Flats after three years at the University of Georgia. She began at Georgia as assistant director of promotions in 2015 before being promoted to associate director of promotions a year later. At UGA, she was directly responsible for marketing and fan experience for men's and women's basketball. Under her leadership, Georgia experienced a 14-percent increase in men's basketball season-ticket sales and a 25-percent lift on the women's side.

Prior to coming to Georgia, Gonzales also served as assistant director of marketing at Drake University (2014-15) and athletics marketing associate at Missouri State University (2011-12). Her professional experience also includes two seasons as director of women's basketball operations at the University of Wisconsin-Milwaukee (2012-14) and a season as a ballpark operations assistant for the Cincinnati Reds (2010).


She has won three national awards during the course of her career – NCAA Pack The House (2011-12) and NCAA Creative Challenge (2014 and 2015) – and also helped UWM claim the Horizon League Community Outreach Award in 2012-13.

Gonzales was a four-year letterwinner and three-year member of the Heartland Collegiate Athletic Conference all-academic team as a basketball student-athlete at Mount St. Joseph. She graduated from MSJ in 2011 with a bachelor's degree in sport management/business. She earned a master's in administrative studies/sport administration from Missouri State in 2013.

CNN.com. In that role, he contributed to CNN's web coverage for four U.S. presidential elections.

A second-generation Georgia Tech alumnus (his father, Surendra, earned a master's degree from Tech in 1970), Shah graduated in 1999 with a bachelor's degree in computer engineering and served as sports editor of the Technique (student newspaper) during his time as a Tech student. He is an 18-year football and men's basketball season-ticket holder and an Alexander-Tharpe Fund Life Member.

Shah and his wife, Amanda, have a daughter, Sophia.



BRAD MALONE
DIRECTOR, BRAND AND IDEATION

GEORGIA TECH, 2009
8TH SEASON AT GEORGIA TECH
@THEBRADMALONE

Brad Malone rejoined the Georgia Tech athletics staff as director of brand and ideation in May 2017. In his role, Malone leads Georgia Tech athletics' ideation team, which is dedicated to defining and promoting the Yellow Jackets' brand to fans and recruits on a local, regional and national level.

Malone is in his second stint as a member of the GTAA staff. From November 2012-January 2017, he served as director of digital media, overseeing the Yellow Jackets' social media, database marketing and official website, RamblinWreck.com.

Prior to returning to Tech, he spent four months with Alpharetta-based Huddle, Inc.

Before his initial stint with Georgia Tech athletics, Malone spent six years with Six Flags Atlanta Properties, beginning as a public relations intern in 2007. After serving as an account executive for tourism and travel, Malone was promoted to the position of communications manager, acting as the official spokesperson for Six Flags Over Georgia and Six Flags White Water. During his tenure, he oversaw the public relations campaigns for the park's 45th anniversary and the launch of the Southeast's first beyond-vertical coaster, Dare Devil Dive.

The Loganville, Ga. native earned a bachelor's degree in international affairs with a concentration in management and Latin American studies from Georgia Tech in 2009. During his time at the Institute, Malone was a member of the Phi Delta Theta Fraternity and served as a Student Foundation Visionary.

Outside of work, Malone volunteers with Kiwanis International as the Georgia District Administrator for Key Club – a volunteer role that oversees a 24-student state board, 150-plus Key Clubs and 7000-plus members across the state.



SIMIT SHAH
ASSISTANT A.D./ SPECIAL PROJECTS

GEORGIA TECH, 1999
9TH SEASON AT GEORGIA TECH
@SIMIT_SHAH

Simit Shah, a member of Georgia Tech's athletics staff since 2012, serves as Tech's assistant athletics director for special projects. In his role, he oversees various external initiatives for the athletics department, particularly within the football and men's basketball programs.

Shah moved to his current role in 2019, after previously having served as Georgia Tech's assistant athletics director for brand and ideation from 2017-19. Prior to being promoted to assistant A.D., he spent five years (2012-17) as a digital consultant for Georgia Tech athletics.

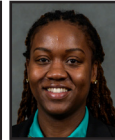
Prior to joining Tech's athletics staff, Shah spent 13 years at CNN/Turner, serving as the director of web operations and development for



TERI ANTON
Administrative Coordinator



ERIC AVILA
Assistant Football Athletic Trainer



SHARDONAY BLUEFORD
Director Compliance



ANDREW CLAUSEN
Assistant Director Communications/PR



ANDY DEMETRA
Director Broadcasting



LORENDIA HOLSTON
Academic Support Coordinator



DARTESZ JACOBS
Academic Support Coordinator



Dr. EDWARD JACKSON
Team Physician



DR. JONATHAN KIM
Team Cardiologist



CHANDLER KNOX
Nutritionist



DR. GARY LOURIE
Team Physician



LANCE MARKOS
Assistant AD/ Compliance



CHRIS MAY
Director Grounds/Turf Mgmt.



JOE MILLER
Academic Support Coordinator



DERRICK MOORE
Character Development Coach



DANIEL NESTER
Athletic Spirit Coordinator



BRANDON POTTEBAUM
Assistant Director Academic Services



BLAIN REID
Assistant Football Video Coordinator



RANDY RHINO
Team Chiropractor



DR. JEREMY WHITLEY
Team Physician



DR. JOHN XEROGEANES
Team Physician

ADMINISTRATION





DR. ANGEL CABRERA

INSTITUTE PRESIDENT
B.S./M.S., UNIVERSIDAD
POLITÉCNICA DE MADRID
M.S./PH.D., GEORGIA TECH
@CABRERAANGEL

On Sept. 1, 2019, the Georgia Institute of Technology welcomed Angel Cabrera as its 12th president. Cabrera came to Georgia Tech after serving for seven years as president of George Mason University (GMU) in Fairfax, Virginia.

Under his leadership for the past year thousands of members of the Georgia Tech community have contributed to a new 10-year strategic plan to be launched fall 2020. The plan is grounded on a new mission statement that was approved by the Board of Regents in May and reaffirms Tech's commitment to "developing leaders who advance technology and improve the human condition."

He is leading the Institute through one of the most critical times in its history in response to the Covid-19 pandemic, internally to prioritize the health and safety of the Tech community and externally to develop innovative solutions to combat the disease.

Cabrera is a Georgia Tech alumnus, the second in the Institute's 134-year history to serve as president. He holds an M.S. and Ph.D. in cognitive psychology from Georgia Tech, which he attended as a Fulbright Scholar. He also holds a telecommunications engineering degree from Universidad Politécnica de Madrid (B.S. and M.S. in computer and electrical engineering).

President Cabrera met his wife, Beth, while both were graduate students at Georgia Tech. Dr. Beth Fraser Cabrera was a management professor at Carlos III University in Madrid and Arizona State University, and currently delivers leadership development programs for business executives. Their son Alex, who recently received his undergraduate degree from the Institute, is a PhD student at Carnegie Mellon University. Daughter Emilia is a senior at Harvard University.

Cabrera serves on the boards of the Atlanta Committee for Progress, the Bankinter Foundation for Innovation, the Metro Atlanta Chamber, and the National Geographic Society. He is serving on the newly formed Task Force to Restore Georgia's Economy.

Under Cabrera's leadership, George Mason University reached the top tier among research universities in the Carnegie Classification and accounted for more than half of all public university enrollment growth in Virginia. Before becoming GMU's president, Cabrera served as dean of IE Business School in Madrid and president of Thunderbird School of Global Management (now part of Arizona State University). As a business educator, Cabrera played a key role in advancing professional ethics, internationalization, and corporate social responsibility. As a senior advisor to the United Nations Global Compact, in 2007 he was the lead author of the "Principles for Responsible Management Education," now adopted by more than 700 schools around the world.

Cabrera's research has been published in leading academic journals. He has been quoted by leading global media, including The Economist, BBC, CNN, CNBC, El País, Forbes, The International Herald Tribune, and The New York Times. His op-eds have been published by The Washington Post and the international press, and he has appeared on NPR programs and PBS NewsHour.

He's been named a "Young Global Leader" by the World Economic Forum, a "Star of Europe" by Businessweek, "Henry Crown Fellow" by the Aspen Institute, and "Great Immigrant" by the Carnegie Corporation of New York. He has received honorary degrees from Miami Dade College and Universidad Politécnica de Madrid. He is the first native of Spain to serve as president of an American university.



DR. BARATUNDE COLA

FACULTY ATHLETICS REPRESENTATIVE
B.E., VANDERBILT, 2002
PH.D., PURDUE, 2008
@BARATUNDECOLA

Baratunde A. Cola knows just what it takes to be a student and an athlete at the highest collegiate level.

A professor of heat transfer, combustion and energy systems in the George W. Woodruff School of Mechanical Engineering, Cola was named faculty athletics representative (FAR) to the Georgia Tech Athletic Association with his three-year term beginning in July 2020. The FAR serves as the liaison between the Institute and the Athletic Association on issues regarding rules compliance, developments at the National Collegiate Athletic Association (NCAA), and activities related to Atlantic Coast Conference (ACC) membership.

Cola began his education at Vanderbilt University where he was a football student-athlete and the starting fullback in 2002. He graduated with a bachelor's of education degree after winning the football program's dedication award, before going on to earn his master's degree from Vanderbilt in 2004.

After six years at Vanderbilt, he began researching thermal applications of carbon nanotubes at Purdue University, interning as a test research and development engineer at Intel Corporation in 2007, as he worked toward earning his Ph.D. from the university in 2008.

From there Cola had a brief stay as a visiting scholar at the University of Texas at Dallas before joining the faculty at Georgia Tech in April 2009 as an assistant professor.

Cola's research is currently focused on understanding and designing thermal transport and energy conversion in nanostructures and devices. His group develops tools to characterize thermal transport across several orders of scale for this purpose. They seek to solve problems with high importance to applications in clean energy (e.g. direct conversion) and the efficient utilization of energy (e.g. more efficient thermal management), and in major industrial segments such as consumer electronics, enterprise services (e.g. the cloud supporting infrastructure), transportation, and lighting.

Cola was promoted to professor at Georgia Tech in 2019.



TODD STANSBURY
DIRECTOR OF ATHLETICS
GEORGIA TECH, 1984
@GTTODDSTANSBURY

Todd Stansbury, a Georgia Tech alumnus and football letterwinner, was introduced as the Institute's ninth director of athletics on Sept. 22, 2016.

In just three full years as the athletics director at his alma mater, Stansbury has overseen a resurgence on The Flats. Most notably, the Yellow Jackets have put together consecutive ultra-successful years athletically.

In 2018-19, Georgia Tech leapt 55 spots in the final Learfield IMG Directors' Cup standings, good for Tech's highest finish in the national all-sports competition since 2010-11.

The Jackets were on pace for a similarly successful campaign in 2019-20. When the sports world came to a halt due to the global Covid-19 pandemic in March 2020, Georgia Tech men's basketball had just finished off the program's best Atlantic Coast Conference season in 24 years, women's basketball was on the NCAA Tournament bubble and golf and women's tennis were both ranked in the top 10 nationally. Additionally, Georgia Tech volleyball won the 2019 National Invitational Volleyball Championship and Tech football, under first-year head coach Geoff Collins, secured only the second top-25-ranked recruiting class in school history.

Academically, Georgia Tech was the only institution from a Power Five conference that had a multiyear NCAA Academic Progress Rate (APR) higher than the national average in every sport in 2018-19, a feat it nearly replicated in 2019-20, when 13 of its 14 programs compiled an APR above the national average in their respective sports.

In the community, Stansbury led the charge to institute Georgia Tech athletics' Jackets Without Borders international service program, which won the ACC's prestigious Game Changers award for community service in 2019.

Under Stansbury, Georgia Tech athletics has also reached new heights in fundraising. The Alexander-Tharpe Fund, the Georgia Tech Athletic Association's fundraising arm set records for funds raised in consecutive fiscal years (2019 and 2020) and Athletics Initiative 2020, Tech athletics' drive to raise \$125 for facilities, endowments and operations in a three-year span from 2018-20, surpassed its goal six months ahead of its Dec. 31, 2020 deadline.

The uptick in fundraising has led to a much-needed revitalization of Georgia Tech's athletics facilities, including:

- a new \$4.5 million football locker room;
- a series of exciting upgrades to football's Bobby Dodd Stadium, highlighted by a new state-of-the-art Shaw Sports Turf Legion NXT playing surface, new LED lighting system, new sound system and all new re-branded signage throughout the stadium;
- a new \$2.5 million women's basketball locker room and team area; the \$9 million Phase II renovation project at baseball's Russ Chandler Stadium, featuring a concourse-level atrium that will serve as an iconic point of entry on gamedays, new premium seating areas, including a terrace view club that overlooks the field and Atlanta skyline and a new, expanded, state-of-the-art indoor training facility;
- a \$1.2 million investment in new videoboards at several competition venues (baseball, softball, volleyball and tennis, as well as Bobby Dodd Stadium's Callaway Plaza);
- a refresh of the student-athletes' nutrition center and training table. Still to come is groundbreaking on the crown jewel of AI 2020, the \$70 million renovation of the Edge/Rice Center. The new Edge/Rice Center will serve as a sleek and innovative home base for Georgia Tech athletics' teams and administration, a one-stop shop for key student-athlete services, an anchor for recruiting efforts and a showcase for the Institute's commitment to student-athlete success and fan engagement.

Stansbury began setting the stage for these accomplishments as soon as he officially arrived back on The Flats on Nov. 28, 2016. In the first months of his tenure as athletics director, he identified four strategic priorities for Georgia Tech athletics — to define the GT athletics brand, to establish an internal culture, to align the internal structure and to generate new revenue. He has addressed those priorities through a slew of initiatives

and accomplishments. Highlights include:

- a significant revenue lift, which can be traced in large part to an innovative overhaul of sales operations that focused on integrating fundraising and ticket sales efforts;
- the establishment of a partnership with adidas to serve as the official apparel provider of Georgia Tech athletics, which was announced on Aug. 22, 2017 and went into effect on July 1, 2018;
- a re-emphasis on Georgia Tech athletics iconic Total Person Program, with investments for additional staff and programming for student-athletes, including the department's first three Jackets Without Borders service trips to Costa Rica (2017) and Puerto Rico (2018 and 2019);
- a comprehensive brand refinement that included defining Georgia Tech athletics' official colors, Tech's first-ever athletics wordmark and a simplification of the iconic interlocking GT logo;
- the creation of Georgia Tech's "Gold Code," which outlines the department's core values, brand differentiators, vision, mission and the Everyday Champions formula — Winning + The Institute + Total Person Program = Everyday Champions;
- the establishment of two new offices within the athletics department — the office of brand and ideation, which works to identify and tell the story of the Yellow Jackets' brand, and the office of innovation, which oversees Georgia Tech's efforts to build on its status as college athletics' leader in innovation, particularly through collaboration and partnerships with the Institute and innovation hubs throughout Atlanta.

A native of Oakville, Ontario, Stansbury was initially drawn to Georgia Tech when he befriended several Tech football student-athletes while on a family vacation in Florida as a youngster. The student-athletes invited Stansbury and his family to attend a practice on their way back through Atlanta. They accepted and, after visiting campus, Stansbury was determined to attend and play football at Tech.

Several years later, he was offered and accepted a football scholarship to attend Tech. He enrolled in 1980 and played linebacker and special teams for the Yellow Jackets under head coach Bill Curry. He went on to be selected in the third round of the Canadian Football League draft by the Saskatchewan Roughriders in 1984 but after a brief CFL career, returned to Atlanta to begin a banking career.

In 1988, he left banking and returned to The Flats to become an academic advisor for Georgia Tech's football program. In 1991, he was promoted to assistant athletics director for academics by legendary A.D. Homer Rice.

After leaving Tech in 1995, Stansbury's career included stops at Houston (associate A.D. — 1997-2000) and Oregon State (executive associate A.D. — 2003-12), as well as three stints as an athletics director at East Tennessee State (2000-03), UCF (2012-15) and Oregon State (2015-16).

Stansbury and his wife, Karen, who were married inside the current Edge Center, reside in Atlanta. After they were married in 1995, the couple traveled the world for 18 months before returning to the United States.

THE STANSBURY FILE

PERSONAL

Birthdate	April 19, 1961 (58 years old)
Hometown	Oakville, Ontario
Education	Georgia Tech, 1984 (B.S., industrial management) Georgia State, 1993 (M.S., sports administration)
Family	wife: Karen

PROFESSIONAL EXPERIENCE

1986-87	Credit manager, Citizens & Southern Bank
1988-91	Academic advisor for football, Georgia Tech
1991-95	Assistant A.D. for academics, Georgia Tech
1995-96	International coordinator, Institute for International Sport
1996-97	Manager of internet business services, Southern Network Services
1997-2000	Associate athletics director/adjunct professor, Houston
2000-03	Director of athletics, East Tennessee State
2003-12	Executive associate athletics director, Oregon State
2012-15	Vice president/director of athletics, UCF
2015-16	Director of athletics, Oregon State
2016-pres.	Director of athletics, Georgia Tech



MARK ROUNTREE
DEPUTY A.D.

LOUISIANA TECH, 1991
@MARKROUNTREE_GT

Mark Rountree, a former football student-athlete at Louisiana Tech and experienced athletics administrator who most recently served as the director of athletics at Portland State University, joined the Georgia Tech athletics staff as a deputy athletics director on Nov. 30, 2016. In his role, he serves as the sport administrator for Georgia Tech football.

Rountree was director of athletics at Portland State for 23 months, beginning on Jan. 2, 2015. In less than two years as A.D., he instituted fundraising and oversaw groundbreaking for the Viking Pavilion Project, a \$50 million renovation of PSU's main athletics facility, which will include a 3,000-seat arena and 15,000 square feet dedicated to student-athletes' academic pursuits when construction is completed in 2018. Also under Rountree's direction, Portland State set fundraising records during its annual Wine and Roses events in both 2015 and 2016.

He hired new women's basketball, softball and track and field head coaches at Portland State and signed football head coach Bruce Barnum to a five-year contract. Barnum went on to lead PSU to a 9-3 record and NCAA Division I FCS playoff appearance in his first full season at the helm in 2015. In addition to posting its best record as a Division I program, Portland State football also recorded its highest home attendance in seven seasons in '15.

Prior to his arrival at Portland State, Rountree served as deputy athletics director at Miami (Ohio) from 2013-14. At Miami, he oversaw the daily operation of the athletics department, served as sport administrator for football and men's basketball and supervised academics, business operations, compliance, equipment and strength and conditioning. He was also the department's chief financial officer and was responsible for strategic planning.

Rountree's administrative experience also includes stints at Georgetown (senior associate A.D./internal operations -- 2008-13), Oregon State (associate A.D./compliance -- 2004-08), Towson (assistant A.D./compliance -- 2000-04), Maryland (compliance coordinator -- 1997-2000), Texas Pan-American (assistant A.D./1994-97) and Louisiana Tech (director of academic support -- 1991-94). It was during his five years at Oregon State that he worked with Stansbury, who was OSU's executive associate A.D. at the time.

A native of West Monroe, La., Rountree was a four-year letterwinner as a running back/wide receiver at Louisiana Tech from 1987-90. He graduated from Louisiana Tech with a bachelor's degree in history in 1991.

He and his wife, Jennie, live in Atlanta.

GT ATHLETICS EXECUTIVE LEADERSHIP TEAM



TODD STANSBURY
Director of Athletics



MARK ROUNTREE
Deputy A.D.



AYO TAYLOR-DIXON
Senior Associate A.D.
External Operations



JOELEN AKIN
Senior Associate A.D.
Student-Athlete Dev./SWA



SHOSHANNA ENGEL
Senior Associate A.D.
Compliance/Title IX Coord.



DR. ANGELO GALANTE
Senior Associate A.D.
Sports Medicine/CMO



JIM HALL
Associate V.P.
Development (Athletics)



JEFF KEISLER
Senior Associate A.D.
Annual Giving & Engagement



PHYLLIS LABAW
Senior Associate A.D.
Student Services



MARVIN LEWIS
Senior Associate A.D.
Administration & Finance

2019 IN REVIEW





TEAM STATISTICS

	GT	OPP
SCORING	200	389
Points Per Game	16.7	32.4
Points Off Turnovers	28	80
FIRST DOWNS	181	271
Rushing	99	143
Passing	63	106
Penalty	19	22
RUSHING YARDAGE	1829	2583
Yards gained rushing	2163	2797
Yards lost rushing	334	214
Rushing Attempts	448	539
Average Per Rush	4.1	4.8
Average Per Game	152.4	215.2
TDs Rushing	12	27
PASSING YARDAGE	1607	2492
Comp-Att-Int	124-269-10	200-331-7
Average Per Pass	6.0	7.5
Average Per Catch	13.0	12.5
Average Per Game	133.9	207.7
TDs Passing	14	18
TOTAL OFFENSE	3436	5075
Total Plays	717	870
Average Per Play	4.8	5.8
Average Per Game	286.3	422.9
KICK RETURNS: #-Yards	34-715	23-481
PUNT RETURNS: #-Yards	16-76	30-343
INT RETURNS: #-Yards	7-65	10-171
KICK RETURN AVERAGE	21.0	20.9
PUNT RETURN AVERAGE	4.8	11.4
INT RETURN AVERAGE	9.3	17.1
FUMBLES-LOST	18-10	19-9
PENALTIES-Yards	57-493	60-524
Average Per Game	41.1	43.7
PUNTS-Yards	81-3583	47-1957
Average Per Punt	44.2	41.6
Net punt average	38.3	37.9
KICKOFFS-Yards	37-1972	77-4810
Average Per Kick	53.3	62.5
Net kick average	38.3	40.2
T-O-P/Game	26:43	33:17
3RD-DOWN Conversions	49/163	80/177
3rd-Down Pct	30%	45%
4TH-DOWN Conversions	8/17	13/19
4th-Down Pct	47%	68%
SACKS BY-Yards	17-105	28-182
MISC YARDS	0	0
TOUCHDOWNS SCORED	27	49
FIELD GOALS-ATTEMPTS	3-8	16-23
ON-SIDE KICKS	1-3	0-0
RED-ZONE SCORES	(16-27)	(48-62)
%	59%	77%
RED-ZONE TOUCHDOWNS	(14-27)	(36-62)
%	52%	58%
PAT-ATTEMPTS	(23-24)	(47-47)
%	96%	100%
ATTENDANCE	312194	230655
Games/Avg Per Game	7/44599	5/46131
Neutral Site Games		0/0

FINAL RESULTS

DATE	OPONENT	SCORE	OVERALL	ACC	TIME	ATT.
Aug. 29	at No. 1 Clemson*	L 52-14	0-1-0	0-1-0	3:16	79,118
Sept. 7	South Florida	W 14-10	1-1-0	0-1-0	3:06	46,599
Sept. 14	The Citadel	L or 27-24	1-2-0	0-1-0	3:24	42,871
Sept. 28	at Temple	L 24-2	1-3-0	0-1-0	3:20	31,094
Oct. 5	North Carolina*	L 38-22	1-4-0	0-2-0	3:17	45,044
Oct. 12	at Duke*	L 41-23	1-5-0	0-3-0	3:19	21,741
Oct. 19	at Miami (Fla.)*	W or 28-21	2-5-0	1-3-0	3:40	54,106
Nov. 2	Pittsburgh*	L 20-10	2-6-0	1-4-0	3:07	41,219
Nov. 9	at Virginia*	L 28-33	2-7-0	1-5-0	3:12	44,596
Nov. 16	Virginia Tech*	L 45-0	2-8-0	1-6-0	2:55	43,263
Nov. 21	NC State*	W 28-26	3-8-0	2-6-0	3:14	38,198
Nov. 30	No. 4 Georgia*	L 52-7	3-9-0	2-6-0	3:30	55,000

*ACC game

SCORE BY QUARTERS	1ST	2ND	3RD	4TH	OT	TOTAL
Georgia Tech	42	69	37	45	7	200
Opponents	106	121	79	80	3	389

INDIVIDUAL STATISTICS

RUSHING	G	ATT	GAIN	LOSS	NET	AVG	TD	LONG	AVG/G
Jordan Mason	12	172	951	52	899	5.2	7	48	74.9
James Graham	11	99	429	139	290	2.9	3	26	26.4
Tobias Oliver	12	55	320	41	279	5.1	2	39	23.2
Jamious Griffin	9	37	137	12	125	3.4	0	16	13.9
Jerry Howard Jr.	12	23	104	2	102	4.4	0	20	8.5
Dontae Smith	8	10	68	3	65	6.5	0	25	8.1
Lucas Johnson	5	22	74	31	43	2.0	0	13	8.6
Christian Malloy	4	7	39	7	32	4.6	0	17	8.0
Jordan Yates	3	11	35	17	18	1.6	0	13	6.0
Ahmarean Brown	12	1	2	0	2	2.0	0	2	0.2
Nathan Cottrell	12	2	4	3	1	0.5	0	4	0.1
Team	9	9	0	27	-27	-3.0	0	0	-3.0
Total	12	448	2163	334	1829	4.1	12	48	152.4
Opponents	12	539	2797	214	2583	4.8	27	90	215.2

PASSING	G	EFFIC	CMP-ATT-INT	PCT	YDS	TD	LNG	AVG/G
James Graham	11	109.00	87-193-7	45.1	1164	12	59	105.8
Lucas Johnson	5	102.72	21-37-1	56.8	187	1	33	37.4
Tobias Oliver	12	84.11	11-26-2	42.3	177	0	54	14.8
Jordan Yates	3	59.93	4-12-0	33.3	38	0	17	12.7
Presley Harvin III	12	77.40	1-1-0	100.0	41	1	41	3.4
Total	12	106.02	124-269-10	46.1	1607	14	59	133.9
Opponents	12	137.38	200-331-7	60.4	2492	18	64	207.7

RECEIVING	G	NO.	YDS	AVG	TD	LONG	AVG/G
Ahmarean Brown	12	21	396	18.9	7	59	33.0
Adonias Sanders	12	19	249	13.1	0	39	20.8
Tyler Davis	12	17	148	8.7	1	38	12.3
Malachi Carter	12	16	240	15.0	2	54	20.0
Tobias Oliver	12	11	106	9.6	1	37	8.8
Jordan Mason	12	8	45	5.6	0	11	3.8
Jalen Camp	4	7	134	19.1	1	33	33.5
Jerry Howard Jr.	12	6	92	15.3	1	54	7.7
Dylan Deveney	12	6	48	8.0	0	13	4.0
Nathan Cottrell	12	3	60	20.0	1	41	5.0
Josh Blacnato	10	2	53	26.5	0	34	5.3
Dontae Smith	8	2	13	6.5	0	10	1.6
Jamious Griffin	9	2	11	5.5	0	6	1.2
Dylan Leonard	12	2	6	3.0	0	3	0.5
Peje Harris	10	1	4	4.0	0	4	0.4
Jair Hawkins-Anderson	2	1	2	2.0	0	2	1.0
Total	12	124	1607	13.0	14	59	133.9
Opponents	12	200	2492	12.5	18	64	207.7

PUNT RETURNS	NO.	YDS	AVG	TD	LONG
Ahmarean Brown	10	34	3.4	0	23
Josh Blacnato	3	16	5.3	0	8
Jerry Howard Jr.	2	26	13.0	0	0
Juaneyeh Thomas	1	0	0.0	0	0
Total	16	76	4.8	0	23
Opponents	30	343	11.4	1	52



INTERCEPTIONS	NO.	YDS	AVG	TD	LONG
Kaleb Oliver	2	-2	-1.0	0	0
Antwan Owens	1	18	18.0	0	18
Tariq Carpenter	1	0	0.0	0	0
Juan'yeh Thomas	1	0	0.0	0	0
Tre Swilling	1	41	41.0	0	41
David Curry	1	8	8.0	0	8
Total	7	65	9.3	0	41
Opponents	10	171	17.1	1	65

KICK RETURNS	NO.	YDS	AVG	TD	LONG
Tobias Oliver	14	297	21.2	0	52
Juan'yeh Thomas	7	149	21.3	0	30
Dontae Smith	6	138	23.0	0	31
Ahmarean Brown	3	59	19.7	0	33
Nathan Cottrell	2	47	23.5	0	34
Jerry Howard Jr.	1	17	17.0	0	17
Dylan Leonard	1	8	8.0	0	8
Total	34	715	21.0	0	52
Opponents	23	481	20.9	0	40

FUMBLE RETURNS	NO.	YDS	AVG	TD	LONG
T.K. Chimedza	1	2	2.0	0	2
JaQuon Griffin	0	0	0.0	1	0
Total	1	2	2.0	1	2
Opponents	2	153	76.5	2	79

SCORING	TD	FGS	PATs					PTS	
			KICK	RUSH	RCV	PASS	DXP		SAF
Ahmarean Brown	7	0-0	0-0	0-0	0	0-0	0	0	42
Jordan Mason	7	0-0	0-0	0-0	0	0-0	0	0	42
Brenton King	0	3-7	17-17	0-0	0	0-0	0	0	26
James Graham	3	0-0	0-0	0-0	0	1-1	0	0	18
Tobias Oliver	3	0-0	0-0	0-0	0	0-0	0	0	18
Malachi Carter	2	0-0	0-0	0-0	0	0-0	0	0	12
Tyler Davis	1	0-0	0-0	0-0	1	0-0	0	0	8
Jalen Camp	1	0-0	0-0	0-0	1	0-0	0	0	8
Jerry Howard Jr.	1	0-0	0-0	0-0	0	0-0	0	0	6
Wesley Wells	0	0-1	6-7	0-0	0	0-0	0	0	6
JaQuon Griffin	1	0-0	0-0	0-0	0	0-0	0	0	6
Nathan Cottrell	1	0-0	0-0	0-0	0	0-0	0	0	6
Charlie Thomas	0	0-0	0-0	0-0	0	0-0	0	1	2
Jordan Yates	0	0-0	0-0	0-0	0	0-1	0	0	0
Lucas Johnson	0	0-0	0-0	0-0	0	1-1	0	0	0
Total	27	3-8	23-24	0-0	2	2-3	0	1	200
Opponents	49	16-23	47-47	0-0	0	0-2	0	0	389

FIELD GOALS	M-A	PCT	01-19	20-29	30-39	40-49	50+	LG	BLK
Brenton King	3-7	42.9	0-0	0-1	2-3	1-2	0-1	42	0
Wesley Wells	0-1	0.0	0-0	0-0	0-1	0-0	0-0	0	0

FG SEQUENCE	GEORGIA TECH	OPPONENTS
Clemson	-	(51)
South Florida	51	(27)
The Citadel	(34),46	50,(47),(37)
Temple	-	(34)
North Carolina	-	(32),39
Duke	(42)	(33),(36)
Miami (FL)	-	34,27,25
Pittsburgh	34,(30)	(32),(49),44
Virginia	30	(24),(34)
Virginia Tech	-	(22)
NC State	-	(20),(29)
Georgia	27	(49),42

Numbers in parentheses indicate field goal was made.

TOTAL OFFENSE	G	PLAYS	RUSH	PASS	TOTAL	AVG/G
James Graham	11	292	290	1164	1454	132.2
Jordan Mason	12	172	899	0	899	74.9
Tobias Oliver	12	81	279	177	456	38.0
Lucas Johnson	5	59	43	187	230	46.0
Jamious Griffin	9	37	125	0	125	13.9
Jerry Howard Jr.	12	23	102	0	102	8.5
Dontae Smith	8	10	65	0	65	8.1
Jordan Yates	3	23	18	38	56	18.7
Pressley Harvin III	12	1	0	41	41	3.4
Christian Malloy	4	7	32	0	32	8.0
Ahmarean Brown	12	1	2	0	2	0.2
Nathan Cottrell	12	2	1	0	1	0.1
Team	9	9	-27	0	-27	-3.0
Total	12	717	1829	1607	3436	286.3
Opponents	12	870	2583	2492	5075	422.9

PUNTING	NO.	YDS	AVG	LONG	TB	FC	I20	50+	BLKD
Pressley Harvin III	80	3583	44.8	58	7	22	18	26	1
Team	1	0	0.0	0	0	0	0	0	0
Total	81	3583	44.2	58	7	22	18	26	1
Opponents	47	1957	41.6	67	5	7	20	13	2

KICKOFFS	NO.	YDS	AVG	TB	OB	RETN	NET	YDLN
Brenton King	23	1216	52.9	1	1			
Wesley Wells	14	756	54.0	2	2			
Total	37	1972	53.3	3	3	481	38.3	26
Opponents	77	4810	62.5	40	0	715	40.2	24

ALL PURPOSE	G	RUSH	REC	PR	KOR	IR	TOT	AVG/G
Jordan Mason	12	899	45	0	0	0	944	78.7
Tobias Oliver	12	279	106	0	297	0	682	56.8
Ahmarean Brown	12	2	396	34	59	0	491	40.9
James Graham	11	290	0	0	0	0	290	26.4
Adonaci Sanders	12	0	249	0	0	0	249	20.8
Malachi Carter	12	0	240	0	0	0	240	20.0
Jerry Howard Jr.	12	102	92	26	17	0	237	19.8
Dontae Smith	8	65	13	0	138	0	216	27.0
Juan'yeh Thomas	12	0	0	0	149	0	149	12.4
Tyler Davis	12	0	148	0	0	0	148	12.3
Jamious Griffin	9	125	11	0	0	0	136	15.1
Jalen Camp	4	0	134	0	0	0	134	33.5
Nathan Cottrell	12	1	60	0	47	0	108	9.0
Josh Blancato	10	0	53	16	0	0	69	6.9
Dylan Deveney	12	0	48	0	0	0	48	4.0
Lucas Johnson	5	43	0	0	0	0	43	8.6
Tre Swilling	12	0	0	0	0	41	41	3.4
Christian Malloy	4	32	0	0	0	0	32	8.0
Jordan Yates	3	18	0	0	0	0	18	6.0
Antwan Owens	8	0	0	0	0	18	18	2.2
Dylan Leonard	12	0	6	0	8	0	14	1.2
David Curry	12	0	0	0	0	8	8	0.7
Peje Harris	10	0	4	0	0	0	4	0.4
Jair Hawkins-Anderson	2	0	2	0	0	0	2	1.0
Kaleb Oliver	11	0	0	0	0	-2	-2	-0.2
Team	9	-27	0	0	0	0	-27	-3.0
Total	12	1829	1607	76	715	65	4292	357.7
Opponents	12	2583	2492	343	481	171	6070	505.8



DEFENSIVE STATISTICS

DEFENSIVE LEADERS	G	TACKLES			TFL/YDS	SACKS	PASS DEF		QBH	FUMBLES		BLKD	
		SOLO	AST	TOTAL		NO-YDS	INT-YDS	BRUP		RCV-YDS	FF	KICK	SAF
David Curry	12-12	54	43	97	6.0-15	2.0-9	1-8	3	2	1-0	2	.	
Charlie Thomas	12-5	42	23	65	9.5-38	2.0-12	.	2	.	.	2	1	
Tariq Carpenter	11-10	48	14	62	2.0-4	.	1-0	5	.	.	1	.	
Juanyeh Thomas	12-11	44	16	60	2.5-12	.	1-0	3	.	.	1	.	
Quez Jackson	12-5	28	21	49	5.0-9	.	.	2	1	.	1	.	
Christian Campbell	12-7	31	13	44	2.0-6	.	.	2	1	.	.	.	
Kaleb Oliver	11-6	24	15	39	1.0-1	.	2--2	4	1	.	1	.	
T.K. Chimedza	12-9	18	16	34	1.5-11	1.5-11	.	.	.	1-2	.	.	
Zamari Walton	12-11	23	6	29	.	.	.	3	
Bruce Jordan-Swillin	7-2	14	13	27	3.0-9	1.5-6	
Djimon Brooks	12-4	13	14	27	2.0-4	
Kelton Dawson	10-7	15	11	26	3.0-12	1.0-7	.	.	2	.	1	.	
Jordan Domineck	7-3	12	13	25	3.5-19	1.5-16	.	.	2	.	.	.	
Tre Swilling	12-12	18	5	23	2.0-7	.	1-41	10	1	1-0	.	.	
Antwan Owens	8-7	10	11	21	2.5-9	1.0-7	1-18	1	1	.	.	1	
Demetrius Knight II	12-0	10	8	18	2.0-14	1.0-11	.	2	.	.	1	.	
Ajani Kerr	5-1	15	3	18	
Chico Bennett Jr	7-0	12	5	17	0.5-4	0.5-4	.	.	1	.	.	.	
Jaquan Henderson	11-2	10	6	16	2.5-3	0.5-0	.	1	1	.	.	.	
Myles Sims	10-0	15	1	16	.	.	.	3	
Avery Showell	11-1	13	3	16	.	.	.	1	
Brentavious Glanton	12-6	8	7	15	2.5-2	1.0-1	
Jaylon King	12-0	11	3	14	1.0-1	.	.	1	
JaQuon Griffin	11-0	6	8	14	3.0-13	2.5-13	.	.	1	1-0	.	.	
Sylvain Yondjouen	11-2	6	8	14	1.0-1	
Curtis Ryans	7-2	8	1	9	1.0-2	
Nathan Cottrell	12-1	6	3	9	
Chris Martin	10-6	4	4	8	3	.	.	.	
Justice Dingle	11-1	5	1	6	1.0-8	1.0-8	.	.	.	3-0	.	.	
Jaytin Askew	11-0	4	1	5	1-0	.	.	
Jerry Howard Jr.	12-1	1	4	5	2	
Kenan Johnson	4-0	5	.	5	1.0-1	1	.	
Wesley Walker	3-0	2	1	3	
Jordan Mason	12-12	2	.	2	
Malachi Carter	12-11	2	.	2	
Cade Long	12-0	2	.	2	
Tyler Cooksey	12-0	1	.	1	1-0	.	.	
Mike Lockhart	4-0	1	.	1	1	.	.	.	
Devin Smith	5-0	1	.	1	
Hinson Fowler	1-0	1	.	1	
Wesley Wells	7-0	.	1	1	
Jamious Griffin	9-0	1	.	1	
Tyler Davis	12-11	1	.	1	
Dontae Smith	8-0	.	1	1	
Adonicas Sanders	12-7	1	.	1	
Brenton King	11-0	1	.	1	
Tobias Oliver	12-2	1	.	1	
Pressley Harvin III	12-0	1	.	1	
Total	12-0	551	303	854	61-205	17-105	7-65	43	18	9-2	11	3	1
Opponents	12-0	434	254	688	82.0-319	28-182	10-171	33	26	10-153	11	1	.

GT/OPPONENT COMPARISON

OPPONENT	SCORE	FIRST DOWNS				RUSHING		PASSING		TOTAL OFFENSE	RETURN TURN
		TOTAL	RUSH	PASS	PEN	NUMBER-YARDS	COMP-ATT-INT	YARDS	PLAYS-YDS		
Clemson	14-52	13/29	8/20	5/9	0/0	45-157/49-411	7-18-2/18-30-2	137/221	63-294/79-632	79/85	4/3
SOUTH FLORIDA	14-10	21/11	13/4	2/6	6/1	49-181/30-92	14-21-1/16-25-0	76/169	70-257/55-261	59/57	2/2
THE CITADEL	24-27	14/25	10/21	4/1	0/3	33-183/71-320	7-13-0/1-4-1	118/30	46-301/75-350	165/1	0/1
Temple	2-24	18/17	5/9	11/6	2/2	35-131/49-195	14-35-1/9-22-1	174/127	70-305/71-322	50/155	3/1
NORTH CAROLINA	22-38	14/34	7/14	7/19	0/1	29-150/46-211	11-24-2/33-51-1	171/376	53-321/97-587	144/85	2/1
Duke	23-41	20/20	11/13	9/5	0/2	40-173/55-197	15-35-0/11-20-0	206/176	75-379/75-373	46/134	0/0
Miami (FL)	28-21	18/21	12/6	4/11	2/4	45-207/32-157	10-19-0/17-31-0	138/200	64-345/63-357	8/97	1/1
PITTSBURGH	10-20	10/18	3/8	4/10	3/0	29-86/36-158	8-21-1/25-34-2	108/204	50-194/70-362	71/179	2/3
Virginia	28-33	19/25	8/8	8/13	3/4	32-143/37-155	15-22-1/24-35-0	229/258	54-372/72-413	17/175	1/0
VIRGINIA TECH	0-45	8/18	4/10	2/7	2/1	31-53/45-238	11-25-2/11-16-0	81/223	56-134/61-461	110/57	2/0
NC STATE	28-26	19/27	12/17	6/9	1/1	43-266/49-230	7-15-0/19-31-0	129/227	58-395/80-457	82/56	2/1
GEORGIA	7-52	7/26	6/13	1/10	0/3	37-99/40-219	5-21-0/16-32-0	40/281	58-139/72-500	27/67	1/3
Totals	200-389	181/271	99/143	63/106	19/22	448-1829/539-2583	124-269-10/200-331-7	1607/2492	717-3436/870-5075	858/1148	20/16

Note: Game totals are displayed in the format TEAM/OPPONENT for each category

OPPONENT	3RD DOWNS	4TH DOWNS	TIME OF POSSESSION	TOP MARGIN	AVG YDS/RUSH	AVG YDS/PASS	AVG YDS/PLAY	PUNTING NO.-AVG	PENALTIES NO.-YDS
SOUTH FLORIDA	5-14/4-15	0-0/2-2	32:35/27:25	5:10	3.7/3.1	3.6/6.8	3.7/4.7	6-41.3/7-51.6	2-20/9-95
THE CITADEL	3-9/8-16	0-1/1-1	18:10/41:50	-23:40	5.5/4.5	9.1/7.5	6.5/4.7	4-40.2/3-38.0	8-80/5-55
Temple	2-14/7-16	2-4/2-3	27:01/32:59	-5:58	3.7/4.0	5.0/5.8	4.4/4.5	6-43.3/4-37.0	4-38/10-70
NORTH CAROLINA	4-11/11-19	0-0/1-1	23:06/36:54	-13:48	5.2/4.6	7.1/7.4	6.1/6.1	7-42.0/4-39.5	3-25/6-61
Duke	8-18/6-16	0-2/3-3	27:32/32:28	-4:56	4.3/3.6	5.9/8.8	5.1/5.0	6-42.8/5-40.2	6-55/4-25
Miami (FL)	6-14/5-13	2-2/0-1	31:58/28:02	3:56	4.6/4.9	7.3/6.5	5.4/5.7	6-45.5/3-43.3	9-82/4-25
PITTSBURGH	2-13/7-16	0-0/0-0	24:43/35:17	-10:34	3.0/4.4	5.1/6.0	3.9/5.2	8-46.4/4-30.0	4-38/6-50
Virginia	3-9/9-16	1-1/0-1	24:46/35:14	-10:28	4.5/4.2	10.4/7.4	6.9/5.7	4-37.8/3-39.3	6-51/6-49
VIRGINIA TECH	2-15/3-10	1-3/1-2	28:21/31:39	-3:18	1.7/5.3	3.2/13.9	2.4/7.6	9-48.2/4-45.5	6-40/2-30
NC STATE	6-13/7-15	2-2/2-3	25:19/34:41	-9:22	6.2/4.7	8.6/7.3	6.8/5.7	4-50.5/3-40.0	3-20/2-21
GEORGIA	3-17/7-13	0-0/0-0	29:48/30:12	-0:24	2.7/5.5	1.9/8.8	2.4/6.9	13-45.2/4-46.2	4-34/0-0
Totals	49-163/80-177	8-17/13-19	320:31/399:29	-78:58	4.1/4.8	6.0/7.5	4.8/5.8	81-44.2/47-41.6	493/524

Note: Game totals are displayed in the format TEAM/OPPONENT for each category

GEORGIA TECH IN THE REDZONE (16 OF 27 (59.3%) -- TD PCT: 9 OF 16 (56.3%))

	TIMES IN RZ	TIMES SCORED	TOT PTS	TDS	RUSH PASS FGS			FAILED TO SCORE			FUMB	HALF	GAME
					TDS	TDS	MADE	FGA	DOWNS	INT			
at Clemson	2	1	7	1	1	0	0	0	0	1	0	0	0
SOUTH FLORIDA	2	2	14	2	2	0	0	0	0	0	0	0	0
THE CITADEL	2	2	9	1	1	0	1	0	0	0	0	0	0
at Temple	3	0	0	0	0	0	0	0	1	1	1	0	0
NORTH CAROLINA	1	1	8	1	1	0	0	0	0	0	0	0	0
at Duke	4	3	20	3	2	1	0	0	0	0	0	1	0
at Miami (FL)	1	0	0	0	0	0	0	0	0	0	1	0	0
PITTSBURGH	3	1	3	0	0	0	1	1	0	0	1	0	0
at Virginia	3	2	14	2	2	0	0	1	0	0	0	0	0
VIRGINIA TECH	0	0	0	0	0	0	0	0	0	0	0	0	0
NC STATE	4	3	21	3	0	3	0	0	0	0	1	0	0
GEORGIA	2	1	7	1	0	1	0	1	0	0	0	0	0
Totals	27	16	103	14	9	5	2	3	1	2	4	1	0

OPPONENTS IN THE RED ZONE (48 OF 62 (77.4%) -- TD PCT: 36 OF 48 (75%))

	TDS	TDS	MADE	FGA	DOWNS	INT	FUMB	HALF	GAME			
at Clemson	4	3	21	3	3	0	0	1	0	0	0	
SOUTH FLORIDA	3	2	10	1	0	1	1	0	0	1	0	
THE CITADEL	4	2	10	1	1	0	1	1	0	1	0	
at Temple	4	3	17	2	2	0	1	0	0	1	0	
NORTH CAROLINA	7	6	38	5	1	4	1	1	0	0	0	
at Duke	6	6	34	4	4	0	2	0	0	0	0	
at Miami (FL)	7	3	21	3	1	2	0	3	0	0	1	
PITTSBURGH	2	1	3	0	0	0	1	0	0	0	1	
at Virginia	6	6	33	4	3	1	2	0	0	0	0	
VIRGINIA TECH	7	6	38	5	4	1	1	0	1	0	0	
NC STATE	6	5	26	3	2	1	2	0	1	0	0	
GEORGIA	6	5	35	5	2	3	0	0	0	1	0	
Totals	62	48	286	36	23	13	12	5	3	2	2	0



INDIVIDUAL GAME-BY-GAME PASSING

Graham, J.	C-A-1	PCT	YARDS	TD	LONG	SACK	YDS	EFFIC
Clemson	4-7-0	57.1	72	1	34	1	1	190.7
South Florida	1-1-0	100	20	0	20	2	17	268
Temple	10-24-1	41.7	100	0	27	2	10	68.3
North Carolina	11-24-2	45.8	171	2	39	2	14	116.5
Duke	15-35-0	42.9	206	1	40	4	24	101.7
Miami (FL)	9-18-0	50	97	1	35	3	17	113.6
Pittsburgh	3-13-1	23.1	57	1	51	1	5	69.9
Virginia	15-22-1	68.2	229	2	59	0	0	176.5
Virginia Tech	7-14-2	50	43	0	10	1	18	47.2
NC State	7-15-0	46.7	129	3	54	0	0	184.9
Georgia	5-20-0	25	40	1	23	1	12	58.3
Totals	87-193-7	45.1	1164	12	59	17	118	109

Johnson, L.	C-A-1	PCT	YARDS	TD	LONG	SACK	YDS	EFFIC
Clemson	0-2-0	0	0	0	0	0	0	0
South Florida	11-17-1	64.7	45	0	11	0	0	75.2
The Citadel	5-10-0	50	91	1	33	3	22	159.4
Pittsburgh	5-8-0	62.5	51	0	15	1	3	116.1
Totals	21-37-1	56.8	187	1	33	4	25	102.7

Oliver, T.	C-A-1	PCT	YARDS	TD	LONG	SACK	YDS	EFFIC
Clemson	3-9-2	33.3	65	0	54	3	21	49.6
South Florida	2-3-0	66.7	11	0	6	0	0	97.5
The Citadel	2-3-0	66.7	27	0	29	0	0	142.3
Temple	4-11-0	36.4	74	0	42	1	1	92.9
Totals	11-26-2	42.3	177	0	54	4	22	84.1

Yates, J.	C-A-1	PCT	YARDS	TD	LONG	SACK	YDS	EFFIC
Virginia Tech	4-11-0	36.4	38	0	17	3	17	65.4
Georgia	0-1-0	0	0	0	0	0	0	0
Totals	4-12-0	33.3	38	0	17	3	17	59.9

Harvin III, P.	C-A-1	PCT	YARDS	TD	LONG	SACK	YDS	EFFIC
Miami (FL)	1-1-0	100	41	1	41	0	0	774.4
Totals	1-1-0	100	41	1	41	0	0	774.4

INDIVIDUAL GAME-BY-GAME RUSHING

	No-Yds/TD	CU	USF	CIT	TEM	UNC	DU	UM	PITT	UVA	VT	NCSU	UGA
Mason, J. RB	172-899/7	13-72/1	20-99/1	11-78/2	5-8/0	8-62/1	18-106/0	20-141/1	15-56/0	19-94/1	5-5/0	22-141/0	16-37/0
Graham, J. QB	99-290/3	4-15/0	6-2/0	DNP	4-2/0	13-48/0	12-6/1	12-23/0	8-30/0	8-42/1	8-2/0	14-112/1	10-12/0
Oliver, T. QB	55-279/2	20-56/0	9-48/1	11-92/0	11-68/0	3-11/0	1-4/1	-	-	-	-	-	-
Griffin, J. RB	37-125/0	2-1/0	DNP	DNP	6-20/0	1--1/0	3-9/0	8-21/0	DNP	3-7/0	2-21/0	6-14/0	6-33/0
Howard, J. RB	23-102/0	4-15/0	1-1/0	2-12/0	1-4/0	3-31/0	4-16/0	5-22/0	1-1/0	1-2/0	1-0/0	-	-
Smith, Dontae RB	10-65/0	-	-	1-2/0	7-35/0	-	2-32/0	-	DNP	DNP	DNP	DNP	-
Johnson, L. QB	22-43/0	1-1/0	9-36/0	7-5/0	DNP	DNP	DNP	-	5-1/0	DNP	DNP	DNP	DNP
Malloy, C. RB	7-32/0	-	DNP	DNP	DNP	DNP	DNP	DNP	DNP	DNP	4-21/0	-	3-11/0
Yates, J. QB	11-18/0	DNP	DNP	DNP	DNP	DNP	-	DNP	DNP	DNP	10-16/0	DNP	1-2/0
Brown, Ah. WR	1-2/0	-	1-2/0	-	-	-	-	-	-	-	-	-	-
Cottrell, N. RB	2-1/0	1-3/0	-	-	-	-	-	-	-	-	-	-	1-4/0
TEAM	9-27/0	DNP	3-7/0	1-2/0	1-2/0	1-1/0	-	DNP	DNP	1-2/0	1--12/0	1-1/0	-

INDIVIDUAL GAME-BY-GAME RECEIVING

	No-Yds/TD	CU	USF	CIT	TEM	UNC	DU	UM	PITT	UVA	VT	NCSU	UGA
Brown, Ah. WR	21-396/7	1-28/1	2-26/0	1-10/0	3-64/0	1-32/1	1-40/0	3-41/1	4-61/1	1-59/1	1-4/0	2-28/2	1-3/0
Sanders, A. WR	19-249/0	-	1-6/0	-	2-19/0	3-67/0	3-69/0	2-30/0	1-15/0	5-21/0	2-22/0	-	-
Carter, M. WR	16-240/2	1-11/0	3-6/0	1-28/0	3-11/0	3-45/1	-	-	1-25/1	1-17/0	1-17/0	2-74/0	1-23/0
Davis, T. TE	17-148/1	1-7/0	1-11/0	1-2/0	-	1-5/0	4-29/0	-	1-10/0	3-54/0	2-17/0	1-9/0	2-8/1
Camp, J. WR	7-134/1	-	-	3-71/1	4-63/0	DNP	DNP	DNP	DNP	DNP	DNP	DNP	DNP
Oliver, T. QB	11-106/1	-	-	-	-	1-9/0	1-10/0	2-11/0	1-8/0	4-57/0	1--2/0	1-13/1	-
Howard, J. RB	6-92/1	2-57/0	1-1/0	-	-	-	2-31/1	-	-	-	1-5/0	-	-
Cottrell, N. RB	3-60/1	-	-	-	-	-	-	1-41/1	1-14/0	-	-	1-5/0	-
Blancato, J. WR	2-53/0	1-34/0	-	-	-	-	1-19/0	-	-	DNP	DNP	-	-
Deveney, D. TE	6-48/0	-	1-0/0	-	-	1-11/0	-	1-10/0	-	1-13/0	2-14/0	-	-
Mason, J. RB	8-45/0	1-0/0	3-15/0	1-11/0	2-17/0	-	1-2/0	-	-	-	-	-	-
Smith, Dontae RB	2-13/0	-	1-10/0	-	-	-	1-3/0	-	DNP	DNP	DNP	DNP	-
Griffin, J. RB	2-11/0	-	DNP	DNP	-	-	-	1-5/0	DNP	-	-	-	1-6/0
Leonard, D. TE	2-6/0	-	1-3/0	-	-	-	1-3/0	-	-	-	-	-	-
Harris, P. WR	1-4/0	-	-	DNP	-	-	-	-	-	DNP	1-4/0	-	-
Hawkins-Anderso WR	1-2/0	DNP	-	DNP	DNP	1-2/0	DNP	DNP	DNP	DNP	DNP	DNP	DNP

INDIVIDUAL GAME-BY-GAME PUNT RETURNS

	No-Yds	CU	USF	CIT	TEM	UNC	DU	UM	PITT	UVA	VT	NCSU	UGA
Brown, Ah.	10-34	-	5-23	2-0	-	-	-	-	1-0	-	1-18	-	1--7
Howard, J.	2-26	-	-	-	-	-	1-9	-	1-17	-	-	-	-
Blancato, J.	3-16	-	-	-	-	3-16	-	-	-	DNP	DNP	-	-
Thomas, Jua.	1-0	1-0	-	-	-	-	-	-	-	-	-	-	-

INDIVIDUAL GAME-BY-GAME KICKOFF RETURNS

	No-Yds	CU	USF	CIT	TEM	UNC	DU	UM	PITT	UVA	VT	NCSU	UGA
Oliver, T.	14-297	-	1-16	2-96	1-21	2-33	2-37	-	2-43	-	3-42	-	1-9
Thomas, Jua.	7-149	1-14	-	-	-	-	-	-	1-11	-	2-50	2-49	1-25
Smith, Dontae	6-138	-	1-18	1-27	1-16	3-77	-	-	DNP	DNP	DNP	DNP	-
Brown, Ah.	3-59	2-26	-	-	-	-	-	-	-	-	-	1-33	-
Cottrell, N.	2-47	-	-	1-34	1-13	-	-	-	-	-	-	-	-
Howard, J.	1-17	-	-	-	-	-	-	-	-	1-17	-	-	-
Leonard, D.	1-8	-	-	-	-	-	-	1-8	-	-	-	-	-

INDIVIDUAL GAME-BY-GAME ALL-PURPOSE YARDS

	TOTAL	CU	USF	CIT	TEM	UNC	DU	UM	PITT	UVA	VT	NCSU	UGA
Mason, J.	944	72	114	89	25	62	108	141	56	94	5	141	37
Oliver, T.	682	56	64	188	89	53	51	11	51	57	40	13	9
Brown, Ah.	491	54	51	10	64	32	40	41	61	59	22	61	-4
Graham, J.	290	15	2	DNP	-2	48	6	23	30	42	2	112	12
Sanders, A.	249	-	6	-	19	67	69	30	15	21	22	-	-
Carter, M.	240	11	6	28	11	45	-	-	-	25	17	74	23
Howard, J.	237	72	-	12	4	31	56	22	16	19	5	-	-
Smith, Dontae	216	-	28	25	51	77	35	-	DNP	DNP	DNP	DNP	-
Thomas, Jua.	149	14	-	-	-	-	-	-	11	-	50	49	25
Davis, T.	148	7	11	-2	-	5	29	-	10	54	17	9	8
Griffin, J.	136	1	DNP	DNP	20	-1	9	26	DNP	7	21	14	39
Camp, J.	134	-	-	71	63	DNP	DNP	DNP	DNP	DNP	DNP	DNP	DNP
Cottrell, N.	108	-3	-	34	13	-	-	41	14	-	-	5	4
Blancato, J.	69	34	-	-	-	16	19	-	-	DNP	DNP	-	-
Deveney, D.	48	-	-	-	-	11	-	10	-	13	14	-	-
Johnson, L.	43	1	36	5	DNP	DNP	DNP	-	1	DNP	DNP	DNP	DNP
Swilling, T.	41	41	-	-	-	-	-	-	-	-	-	-	-
Malloy, C.	32	-	DNP	DNP	DNP	DNP	DNP	DNP	DNP	DNP	21	-	11
Yates, J.	18	DNP	DNP	DNP	DNP	DNP	-	DNP	DNP	DNP	16	DNP	2
Owens, A.	18	-	-	-	-	18	-	-	-	DNP	DNP	DNP	DNP
Leonard, D.	14	-	3	-	-	-	3	8	-	-	-	-	-
Curry, D.	8	-	-	8	-	-	-	-	-	-	-	-	-
Harris, P.	4	-	-	DNP	-	-	-	-	-	DNP	4	-	-
Hawkins-Anderso	2	DNP	-	DNP	DNP	2	DNP	DNP	DNP	DNP	DNP	DNP	DNP
Oliver, K.	-2	-2	-	-	-	-	-	-	-	DNP	-	-	-
TEAM	-27	-	-7	-2	-2	-1	-	-	-	-2	-12	-1	-

INDIVIDUAL GAME-BY-GAME INTERCEPTIONS

	No-Yds	CU	USF	CIT	TEM	UNC	DU	UM	PITT	UVA	VT	NCSU	UGA
Oliver, K.	2-(-2)	1-(-2)	-	-	1-0	-	-	-	-	DNP	-	-	-
Thomas, Jua.	1-0	-	-	-	-	-	-	-	1-0	-	-	-	-
Swilling, T.	1-41	1-41	-	-	-	-	-	-	-	-	-	-	-
Carpenter, T.	1-0	-	-	-	-	-	-	-	1-0	-	-	-	DNP
Curry, D.	1-8	-	-	1-8	-	-	-	-	-	-	-	-	-
Owens, A.	1-18	-	-	-	-	1-18	-	-	-	DNP	DNP	DNP	DNP

INDIVIDUAL GAME-BY-GAME FUMBLES FORCED

	No.	CU	USF	CIT	TEM	UNC	DU	UM	PITT	UVA	VT	NCSU	UGA
Thomas, C.	2	-	1	1	-	-	-	-	-	-	-	-	-
Curry, D.	2	-	-	-	-	-	-	-	1	-	-	-	1
Knight, D.	1	-	-	-	-	-	-	1	-	-	-	-	-
Johnson, K.	1	-	-	DNP	DNP	DNP	DNP	DNP	DNP	DNP	-	1	DNP
Thomas, Jua.	1	1	-	-	-	-	-	-	-	-	-	-	-
Carpenter, T.	1	-	-	1	-	-	-	-	-	-	-	-	DNP
Dawson, K.	1	-	-	-	-	1	-	-	-	-	DNP	-	DNP
Oliver, K.	1	-	1	-	-	-	-	-	-	DNP	-	-	-
Jackson, Q.	1	-	-	-	-	-	-	-	-	-	-	-	1

INDIVIDUAL GAME-BY-GAME FUMBLES RECOVERED

	No.	CU	USF	CIT	TEM	UNC	DU	UM	PITT	UVA	VT	NCSU	UGA
Dingle, J.	3	1	-	-	DNP	-	-	-	1	-	-	-	1
Swilling, T.	1	-	-	-	-	-	-	-	-	-	-	-	1
Askew, J.	1	-	-	-	-	-	-	-	-	-	-	1	DNP
Cooksey, T.TE	1	-	-	-	-	-	-	-	-	-	-	-	1
Curry, D.	1	-	1	-	-	-	-	-	-	-	-	-	-
Chimedza, T.K.	1	-	1	-	-	-	-	-	-	-	-	-	-
Griffin, JaQ.	1	-	DNP	-	-	-	-	1	-	-	-	-	-



INDIVIDUAL GAME-BY-GAME TACKLES

	UA-A	TOT	CU	USF	CIT	TEM	UNC	DU	UM	PITT	UVA	VT	NCSU	UGA
Curry, D. LB	54-43	97	2-3	2-1	6-8	4-3	8-8	2-3	3-2	7-3	3-6	4-3	8-3	5-0
Thomas, C. LB	42-23	65	4-2	7-2	4-2	3-4	3-3	5-1	3-0	3-1	1-3	6-0	2-5	1-0
Carpenter, T. DB	48-14	62	5-1	7-0	5-0	1-0	4-3	5-2	6-1	4-2	3-4	3-0	5-1	DNP
Thomas, Jua. DB	44-16	60	3-1	4-1	1-1	4-1	3-3	2-1	5-1	8-0	5-4	2-0	4-2	3-1
Jackson, Q. LB	28-21	49	1-2	2-0	4-3	3-2	0-1	4-5	2-1	2-2	1-3	2-1	3-1	4-0
Campbell, C. DB	31-13	44	1-0	1-0	3-1	5-2	3-2	2-2	1-2	4-0	2-4	1-0	2-0	6-0
Oliver, K. DL	24-15	39	4-2	2-0	3-5	0-1	4-0	1-3	2-0	2-2	DNP	3-1	2-1	1-0
Chimedza, T.K. DL	18-16	34	2-0	2-2	1-3	1-2	2-0	0-1	1-1	2-0	0-6	2-0	5-1	-
Walton, Z. DB	23-6	29	2-1	1-0	-	1-1	3-1	-	2-1	2-0	5-0	1-1	5-1	1-0
Jordan-Swilling LB	14-13	27	1-2	1-0	1-4	4-2	4-1	2-4	1-0	DNP	DNP	DNP	DNP	DNP
Brooks, D. DL	13-14	27	1-1	-	0-2	0-1	1-0	2-3	1-0	2-1	1-5	1-1	1-0	3-0
Dawson, K. DL	15-11	26	-	1-2	4-1	2-1	4-1	2-4	0-1	1-0	1-1	DNP	-	DNP
Domineck, J. LB	12-13	25	DNP	1-0	DNP	DNP	DNP	DNP	1-0	1-0	1-6	3-2	5-5	-
Swilling, T. DB	18-5	23	2-0	-	-	2-1	3-2	3-0	2-0	1-0	1-1	-	3-1	1-0
Owens, A. DL	10-11	21	4-1	-	3-3	0-2	0-2	-	2-2	1-1	DNP	DNP	DNP	DNP
Knight, D. LB	10-8	18	1-0	1-0	-	-	1-0	1-5	1-0	1-0	1-2	2-1	-	1-0
Kerr, A. DB	15-3	18	2-1	3-0	5-0	1-1	4-1	DNP	DNP	DNP	DNP	DNP	DNP	DNP
Bennett, C.	12-5	17	4-0	1-1	2-1	2-3	1-0	2-0	-	DNP	DNP	DNP	DNP	DNP
Henderson, J. DL	10-6	16	3-1	-	2-3	-	DNP	0-1	-	-	1-1	1-0	1-0	2-0
Showell, A. DB	13-3	16	1-0	-	1-0	-	DNP	2-1	1-0	-	1-0	2-1	4-1	1-0
Sims, M. DB	15-1	16	-	1-0	DNP	1-0	2-0	-	1-0	1-0	3-1	1-0	DNP	5-0
Glanton, B. DL	8-7	15	0-3	1-1	0-1	1-1	2-0	0-1	-	3-0	-	-	-	1-0
Griffin, JaQ. DL	6-8	14	1-0	DNP	0-3	-	0-2	-	3-1	1-0	1-0	0-1	0-1	-
King, J. DB	11-3	14	1-0	-	-	-	1-2	-	-	2-0	0-1	-	1-0	6-0
Yondjouen, S. DL	6-8	14	DNP	-	-	1-2	-	2-2	-	1-0	0-3	2-0	0-1	-
Ryans, C.	8-1	9	DNP	DNP	DNP	-	1-0	0-1	DNP	DNP	-	4-0	-	3-0
Cottrell, N.	6-3	9	-	-	0-1	1-0	0-1	-	0-1	2-0	1-0	1-0	1-0	-
Martin, C. DL	4-4	8	0-1	-	2-2	2-0	-	0-1	-	-	DNP	DNP	-	-
Dingle, J. DL	5-1	6	-	-	-	DNP	1-0	1-1	-	1-0	-	1-0	-	1-0
Askew, J. DB	4-1	5	-	-	1-0	1-0	-	-	0-1	1-0	1-0	-	-	DNP
Johnson, K. DB	5-0	5	3-0	1-0	DNP	DNP	DNP	DNP	DNP	DNP	DNP	-	1-0	DNP
Howard, J.	1-4	5	-	-	-	-	0-1	0-3	-	-	-	1-0	-	-
Walker, W. DB	2-1	3	DNP	DNP	-	DNP	DNP	DNP	DNP	DNP	1-1	DNP	DNP	1-0
Carter, M.	2-0	2	-	1-0	-	-	-	-	-	-	1-0	-	-	-
Mason, J.	2-0	2	1-0	-	-	-	-	-	-	1-0	-	-	-	-
Long, C.	2-0	2	-	-	-	1-0	-	-	-	-	-	-	-	1-0
Harvin III, P.	1-0	1	-	-	-	-	-	-	-	-	-	-	-	1-0
Smith, Dontae	0-1	1	-	-	-	-	0-1	-	DNP	DNP	DNP	DNP	-	-
Sanders, A.	1-0	1	-	-	-	-	-	-	-	1-0	-	-	-	-
King, B.	1-0	1	1-0	-	-	-	-	-	-	-	-	DNP	-	-
Davis, T.	1-0	1	-	-	-	-	-	1-0	-	-	-	-	-	-
Cooksey, T.	1-0	1	-	-	-	-	1-0	-	-	-	-	-	-	-
Wells, W.	0-1	1	-	DNP	-	DNP	-	0-1	-	-	-	DNP	DNP	DNP
Griffin, J.	1-0	1	-	DNP	DNP	-	-	-	-	DNP	-	1-0	-	-
Oliver, T.	1-0	1	1-0	-	-	-	-	-	-	-	-	-	-	-
Smith, Devin DB	1-0	1	DNP	DNP	DNP	1-0	DNP	DNP	-	-	-	DNP	-	DNP
Lockhart, M. DL	1-0	1	DNP	DNP	DNP	DNP	DNP	DNP	DNP	-	-	1-0	-	DNP

INDIVIDUAL GAME-BY-GAME SACKS

	UA-A	TOT	CU	USF	CIT	TEM	UNC	DU	UM	PITT	UVA	VT	NCSU	UGA
Griffin, JaQ. DL	2-1	2.5	-	DNP	-	-	-	-	1-0-4	-	1-0-5	0.5-4	-	-
Thomas, C. LB	2-0	2.0	-	2-0-12	-	-	-	-	-	-	-	-	-	-
Curry, D. LB	2-0	2.0	-	-	1-0-4	-	-	-	-	-	1-0-5	-	-	-
Jordan-Swilling LB	1-1	1.5	-	-	-	-	-	1.5-6	-	DNP	DNP	DNP	DNP	DNP
Chimedza, T.K. DL	1-1	1.5	-	0.5-5	-	1-0-6	-	-	-	-	-	-	-	-
Domineck, J. LB	1-1	1.5	DNP	-	DNP	DNP	DNP	DNP	1-0-11	-	-	0.5-5	-	-
Dawson, K. DL	1-0	1.0	-	-	-	-	1-0-7	-	-	-	-	DNP	-	DNP
Glanton, B. DL	1-0	1.0	-	1-0-1	-	-	-	-	-	-	-	-	-	-
Dingle, J. DL	1-0	1.0	-	-	-	DNP	-	-	-	-	-	-	-	1-0-8
Knight, D. LB	1-0	1.0	-	-	-	-	-	1-0-11	-	-	-	-	-	-
Owens, A. DL	1-0	1.0	-	-	-	-	-	-	1-0-7	DNP	DNP	DNP	DNP	DNP
Henderson, J. DL	0-1	0.5	-	-	-	-	DNP	0.5-0	-	-	-	-	-	-
Bennett, C.	0-1	0.5	-	0.5-4	-	-	-	-	-	DNP	DNP	DNP	DNP	DNP

INDIVIDUAL GAME-BY-GAME TACKLES FOR LOSS

	UA-A	TOT	CU	USF	CIT	TEM	UNC	DU	UM	PITT	UVA	VT	NCSU	UGA
Thomas, C. LB	8-3	9.5	0.5-1	2.0-12	1.0-8	1.5-2	2.0-7	1.0-1	1.0-1	-	-	-	0.5-6	-
Curry, D. LB	5-2	6.0	0.5-0	-	1.0-4	-	-	-	-	-	2.0-6	0.5-1	1.0-1	1.0-3
Jackson, O. LB	5-0	5.0	-	2.0-2	1.0-1	-	-	-	1.0-1	-	-	-	1.0-5	-
Domineck, J. LB	2-3	3.5	DNP	-	DNP	DNP	DNP	DNP	1.0-11	-	-	1.0-6	1.5-2	-
Jordan-Swilling LB	2-2	3.0	0.5-1	-	-	-	1.0-2	1.5-6	-	DNP	DNP	DNP	DNP	DNP
Dawson, K. DL	3-0	3.0	-	-	-	-	2.0-10	-	-	-	1.0-2	DNP	-	DNP
Griffin, JaQ. DL	2-2	3.0	-	DNP	-	-	-	-	1.0-4	-	1.0-5	0.5-4	0.5-0	-
Thomas, Jua. DB	2-1	2.5	-	-	-	-	-	-	-	2.0-6	-	-	0.5-6	-
Glanton, B. DL	2-1	2.5	0.5-0	1.0-1	-	-	1.0-1	-	-	-	-	-	-	-
Owens, A. DL	2-1	2.5	-	-	1.0-1	0.5-1	-	-	-	1.0-7	DNP	DNP	DNP	DNP
Henderson, J. DL	2-1	2.5	2.0-3	-	-	-	DNP	0.5-0	-	-	-	-	-	-
Campbell, C. DB	2-0	2.0	-	-	-	-	1.0-4	-	-	-	1.0-2	-	-	-
Brooks, D. DL	2-0	2.0	-	-	-	-	-	-	-	-	-	-	1.0-1	1.0-3
Carpenter, T. DB	2-0	2.0	-	2.0-4	-	-	-	-	-	-	-	-	-	DNP
Knight, D. LB	2-0	2.0	-	1.0-3	-	-	-	-	1.0-11	-	-	-	-	-
Swilling, T. DB	2-0	2.0	-	-	-	-	-	-	1.0-3	1.0-4	-	-	-	-
Chimedza, T.K. DL	1-1	1.5	-	0.5-5	-	1.0-6	-	-	-	-	-	-	-	-
Oliver, K. DB	1-0	1.0	1.0-1	-	-	-	-	-	-	-	DNP	-	-	-
Johnson, K. DB	1-0	1.0	1.0-1	-	DNP	DNP	DNP	DNP	DNP	DNP	DNP	-	-	DNP
Yondjouen, S. DL	1-0	1.0	DNP	-	-	-	-	-	-	-	-	1.0-1	-	-
Dingle, J. DL	1-0	1.0	-	-	-	DNP	-	-	-	-	-	-	-	1.0-8
Ryans, C.	1-0	1.0	DNP	DNP	DNP	-	-	-	DNP	DNP	-	1.0-2	-	-
King, J. DB	1-0	1.0	-	-	-	-	-	-	-	-	-	-	-	1.0-1
Bennett, C.	0-1	0.5	-	0.5-4	-	-	-	-	-	DNP	DNP	DNP	DNP	DNP

**GEORGIA TECH SCORING DRIVES**

	QTR	TD	FG	PLAYERS	PLAY	PL	YDS	TIME
CLEM	3	X		J. Mason	7-yd rush	3	75	1:02
	4	X		Brown from Graham	28-yd pass	9	90	4:17
USF	2	X		J. Mason	1-yd rush	7	43	3:02
	2	X		T. Oliver	7-yd rush	9	76	3:19
CIT	2	X		J. Mason	4-yd rush	8	71	3:45
	3	X		Camp from Johnson	33-yd pass	1	33	0:07
	4	X		J. Mason	25-yd rush	4	67	1:17
	4	X	X	B. King	34-yd FG	6	31	1:39
TEM	3			C. Thomas	safety			
UNC	3	X		Carter from Graham	28-yd pass	5	78	2:18
	4	X		J. Mason	2-yd rush	5	73	1:46
	4	X		Brown from Graham	32-yd pass	5	68	1:31
DU	1	X		Howard Jr. from Graham	19-yd pass	11	75	4:53
	2	X		J. Graham	8-yd rush	6	75	2:02
	3		X	B. King	42-yd FG	7	64	1:40
	4	X		T. Oliver	4-yd rush	8	41	2:55
MIA	1	X		JaQ. Griffin	0-yd fumble recovery			
	1	X		Cottrell from Harvin III	41-yd pass	7	75	3:54
	2	X		Brown from Graham	35-yd pass	6	80	3:22
OT	X			J. Mason	1-yd rush	11	25	0:00
PITT	2	X		Brown from Graham	51-yd pass	1	51	0:08
	3		X	B. King	30-yd FG	4	-1	1:30
UVA	1	X		Brown from Graham	59-yd pass	4	75	1:41
	1	X		J. Graham	5-yd rush	7	75	3:30
	2	X		Carter from Graham	25-yd pass	3	65	0:37
	4	X		J. Mason	8-yd rush	12	75	5:27
NCSU	1	X		Brown from Graham	17-yd pass	3	70	1:07
	2	X		Oliver from Graham	13-yd pass	6	50	1:30
	2	X		Brown from Graham	11-yd pass	3	31	0:31
	3	X		J. Graham	26-yd rush	11	67	4:58
UGA	2	X		Davis from Graham	6-yd pass	4	17	2:21

OPPONENTS SCORING DRIVES

	QTR	TD	FG	PLAYERS	PLAY	PL	YDS	TIME
CLEM	1	X		T. Lawrence	6-yd rush	5	16	1:50
	1	X		T. Etienne	90-yd rush	1	80	0:28
	2	X		T. Etienne	14-yd rush	1	14	0:04
	2	X		Higgins from Lawrence	62-yd pass	5	94	2:01
	3	X		T. Etienne	48-yd rush	2	60	0:29
	3	X		L. Dixon	18-yd rush	8	77	3:25
	4	X		Ladson, Jr. from Brice	21-yd pass	7	67	3:13
	4	X	X	B.T. Potter	51-yd FG	9	41	4:15
USF	1	X	X	C. Weiss	27-yd FG	9	56	3:28
	4	X		Ford from McCloud	20-yd pass	3	25	1:23
CIT	1	X		Webb from Rainey	30-yd pass	9	80	4:53
	2	X		D. Smith	12-yd rush	13	67	5:15
	3	X		B. Rainey	22-yd rush	9	75	4:45
	4	X	X	J. Godek	47-yd FG	11	45	5:38
OT	X	X		J. Godek	37-yd FG	4	5	0:00
TEM	2	X		R. Davis	18-yd rush	9	58	3:29
	2	X		R. Davis	1-yd rush	13	73	5:19
	3	X		B. Walls	74-yd return fumble recovery			
	3	X	X	W. Mobley	34-yd FG	11	47	6:05
UNC	1	X	X	N. Ruggles	32-yd FG	15	65	4:02
	2	X		Newsome from Howell	20-yd pass	11	68	3:55
	2	X		Corrales from Howell	6-yd pass	5	61	1:17
	4	X		Brown from Howell	18-yd pass	14	77	5:10
	4	X		Walston from Howell	16-yd pass	6	87	2:26
	4	X		J. Williams	3-yd rush	10	72	5:57
DU	1	X		AJ Reed	33-yd FG	11	60	2:51
	1	X		E. Pancol	3-yd rush	13	55	4:38
	2	X		D. Jackson	1-yd rush	8	59	3:37
	2	X		Q. Harris	1-yd rush	8	82	2:29
	2	X		D. Jackson	7-yd rush	4	31	1:31
	2	X		J. Jackson	Blocked kick return			
	3	X		AJ Reed	36-yd FG	8	43	4:08
MIA	1	X		N. Perry	1-yd rush	11	64	6:18
	1	X		Osborn from Perry	13-yd pass	1	13	0:05
	2	X		Harris from Perry	19-yd pass	4	32	1:29
PITT	1	X	X	A. Kessman	32-yd FG	10	62	3:40
	1	X		V. Davis	61-yd rush	1	61	0:11
	2	X		Jaques-Louis from Pickett	21-yd pass	8	65	3:50
	4	X	X	A. Kessman	49-yd FG	4	-10	1:48
UVA	1	X	X	W. Taulapapa	2-yd rush	9	76	4:40
	1	X		J. Reed	9-yd pass	3	28	1:26
	2	X	X	B. Delaney	24-yd FG	10	49	4:51
	2	X	X	B. Perkins	3-yd run	4	50	0:33
	4	X	X	B. Delaney	34-yd FG	10	70	4:40
	4	X	X	W. Taulapapa	3-yd rush	4	50	1:34
VT	1	X		H. Hooker	3-yd rush	5	71	2:00
	1	X		K. King	2-yd rush	7	77	3:33
	2	X		H. Hooker	5-yd rush	8	69	3:39
	2	X		C. Farley	17-yd INT return			
	2	X	X	B. Johnson	22-yd FG	5	39	2:12
	3	X		Mitchell from Hooker	7-yd pass	4	19	1:34
	3	X	X	Q. Patterson II	2-yd rush	5	87	2:33
NCSU	2	X	X	C. Dunn	20-yd FG	18	93	8:23
	3	X	X	Z. Knight	7-yd rush	12	71	4:36
	3	X	X	C. Dunn	29-yd FG	11	63	3:53
	4	X		Angeline from Leary	4-yd pass	5	64	1:31
	4	X		R. Person	1-yd rush	12	80	5:22
UGA	1	X	X	R. Blakenship	49-yd FG	4	4	1:29
	1	X		B. Herrien	2-yd rush	7	64	3:40
	1	X		Woerner from Fromm	20-yd pass	6	77	1:54
	3	X		Simmons from Fromm	17-yd pass	3	53	1:21
	3	X		Pickens from Fromm	41-yd pass	1	41	0:07
	3	X		Blaylock from Fromm	9-yd pass	6	34	1:22
	4	X		K. McIntosh	2-yd rush	12	90	6:40
	4	X		T. Campbell	0-yd fumble recovery			

TOUCHDOWN DRIVE SUMMARY

	GT	OPP
TD plays of 20-plus yards	10	11
TD plays of 50-plus yards	2	4
TD drives of 80-plus yards	2	8
TD drives of 20 yards or less	0	3
TD drives of 5:00 or more	1	10
TD drives of 3:00 or less	15	18
TD drives of 2:00 or less	11	15
TD drives of 5 plays or less	12	15
Touchdown drives of 10 plays or more	4	17

does not include special teams or defensive touchdowns

GEORGIA TECH BIG PLAYS (20+ YARDS)

NO. OPP.	PLAYER(S)	PLAY	DOWN-DIST.	* Touchdown	
				YDS.	
1. CLEM (5)	Howard, Jr. from Oliver	Pass	1-10	54	
2.	T. Swilling	INT		41	
3.	T. Oliver	Rush	1-15	39	
4.	Blancato from Graham	Pass	1-10	34	
5.	Brown from Graham	Pass	3-11	28*	
6. USF (3)	J. Mason	Rush	2-1	32	
7.	Ah. Brown	Punt Return		23	
8.	Brown from Graham	Pass	3-10	20	
9. CIT (10)	T. Oliver	KO Return		52	
10.	T. Oliver	KO Return		44	
11.	N. Cottrell	KO Return		34	
12.	Camp from Johnson	Pass	1-10	33*	
13.	Camp from Oliver	Pass	1-10	29	
14.	Carter from Johnson	Pass	1-10	28	
15.	D. Smith	KO Return		27	
16.	J. Mason	Rush	1-10	25*	
17.	T. Oliver	Rush	2-4	22	
18.	T. Oliver	Rush	1-10	20	
19. TEM (3)	Brown from Oliver	Pass	1-10	42	
20.	Camp from Graham	Pass	1-10	27	
21.	T. Oliver	KO Return		21	
22. UNC (8)	J. Mason	Rush	2-2	43	
23.	Sanders from Graham	Pass	2-10	39	
24.	Brown from Graham	Pass	1-10	32*	
25.	D. Smith	KO Return		31	
26.	Carter from Graham	Pass	3-11	28*	
27.	D. Smith	KO Return		24	
28.	D. Smith	KO Return		22	
29.	J. Howard, Jr.	Rush	1-10	20	
30. DUJ (5)	Brown from Graham	Pass	3-13	40	
31.	Sanders from Graham	Pass	1-10	35	
32.	T. Oliver	KO Return		26	
33.	J. Mason	Rush	2-6	25	
34.	D. Smith	Rush	2-10	25	
35. MIA (4)	Cottrell from Harvin III	Pass	4-7	41*	
36.	Brown from Graham	Pass	1-10	35*	
37.	J. Mason	Rush	2-8	22	
38.	Sanders from Graham	Pass	3-10	20	
39. PITT (2)	Brown from Graham	Pass	1-10	51*	
40.	T. Oliver	KO Return		25	

NO. OPP.	PLAYER(S)	PLAY	DOWN-DIST.	YDS.
41. UVA (5)	Brown from Graham	Pass	1-10	59*
42.	Davis from Graham	Pass	1-10	38
43.	Oliver from Graham	Pass	2-13	37
44.	J. Mason	Rush	1-10	28
45.	Carter from Graham	Pass	2-8	25*
46. VT (1)	J. Thomas	KO Return		
47. NCSU (8)	Carter from Graham	Pass	1-10	54
48.	J. Mason	Rush	1-10	48
49.	A. Brown	KO Return		33
50.	J. Thomas	KO Return		30
51.	J. Graham	Rush	3-9	26*
52.	J. Mason	Rush	1-10	25
53.	J. Graham	Rush	2-6	23
54.	Carter from Graham	Pass	1-10	20
55. UGA (2)	Juaneyh Thomas	KO Return		25
56.	Carter from Graham	Pass	2-8	23

POINTS OFF GEORGIA TECH TAKEAWAYS

NO. OPP.	QTR	TURN OVER	DEFENDER(S)	LED TO	PTS.	
					LED TO	OFF
1. CU (3)	1	FUM	J. Thomas (F); J. Dingle (R)	Punt	0	
2.	2	INT	Tre Swilling	INT	0	
3.	2	INT	Kaleb Oliver	End Half	0	
4. USF (2)	2	FUM	David Curry (R)	Punt	0	
5.	4	FUM	K. Oliver (F); T.K. Chimedza (R)	Punt	0	
6. CIT (1)	1	INT	David Curry	Punt	0	
7. TEM (1)	1	INT	Kaleb Oliver	Punt	0	
8. UNC (1)	1	INT	Anthan Owens	Punt	0	
9. MIA (1)	1	FUM	D. Knight (F); JaQ. Griffin (R)	TD	7	
10. PITT (3)	1	INT	Juaneyh Thomas	Punt	0	
11.	1	INT	Taric Carpenter	Downs	0	
12.	2	FUM	D. Curry (F); J. Dingle (R)	FG	3	
13. NCSU (1)	2	FUM	Jaylin Askew (R)	TD	7	
14. UGA (2)	2	FUM	Q. Jackson (F); J. Dingle (R)	Downs	0	
	3	FUM	D. Curry (F); T. Swilling (R)	Punt	0	
* Defensive touchdown					Points	17

POINTS OFF GEORGIA TECH GIVEAWAYS

NO. OPP.	QTR	TURN OVER	OFFENSIVE PLAYER	LED TO	PTS.	
					LED TO	OFF
1. CU (6)	1	FUM	Juaneyh Thomas	TD	7	
2.	2	FUM	Jamious Griffin	TD	7	
3.	2	INT	Tobias Oliver	TD	7	
4.	3	INT	Tobias Oliver	Downs	0	
5.	3	INT	Lucas Johnson	TD	7	
6.	4	FUM	Dylan Deveney	Fumble	0	
7. TEM (3)	2	FUM	Tobias Oliver	Punt	0	
8.	3	FUM	Tobias Oliver	TD*	7	
9.	4	INT	James Graham	Downs	0	
10. UNC (2)	2	INT	James Graham	TD	7	
	4	INT	James Graham	End Game	0	
12. MIA (1)	4	FUM	Jordan Mason	Downs	0	
13. PITT (3)	3	FUM	Lucas Johnson	FG	3	
	4	INT	James Graham	Punt	0	
15. UVA (1)	1	INT	James Graham	TD	7	
16. VT (2)	2	INT	James Graham	TD*	7	
17.	3	INT	James Graham	TD	7	
18. NCSU (2)	1	FUM	James Graham	Punt	0	
	4	FUM	James Graham	TD	7	
20. UGA (1)	4	FUM	Ahmarean Brown	TD*	7	
* Defensive touchdown					Points	80



OPPONENT BIG PLAYS (20+ YARDS)

NO. OPP.	PLAYER(S)	PLAY	* Touchdown		NO. OPP.	PLAYER(S)	PLAY	DOWN-DIST.	YDS.
			DOWN-DIST.	YDS.					
1. CLEM (8)	T. Etienne	Rush	1-20	90*	41.	C. Harris	Rush	1-10	42
2.	Higgins from Lawrence	Pass	1-10	62*	42.	C. Harris	Rush	1-10	26
3.	T. Etienne	Rush	1-10	48*	43. PITT (7)	C. Bright	Fumble Recovery		79*
4.	J. Ngata	KR		32	44.	V. Davis	Rush	1-10	61*
5.	Dixon from Lawrence	Pass	1-20	22	45.	M. French	Punt Return		24
6.	Higgins from Lawrence	Pass	1-15	22	46.	Mack from Pickett	Pass	1-10	23
7.	Ladson, Jr. from Brice	Pass	2-6	21*	47.	S. Jacques-Louis	KO Return		22
8.	Lay from Lawrence	Pass	3-3	20	48.	Jacques-Louis from Pickett	Pass	1-10	21*
9. USF (6)	Wilcox from McCloud	Pass	1-10	54	49.	P. Ford	INT Return		21*
10.	B. Barnett	Rush	3-14	48	50. UVA (8)	B. Perkins	Rush	1-10	43
11.	St. Felix from Barnett	Pass	4-4	22	51.	T. Kelly	KO Return		40
12.	B. Sanders	KO Return		22	52.	T. Kelly	KO Return		38
13.	T. Horne	KO Return		21	53.	Blount	INT Return		37
14.	Ford from McCloud	Pass	3-5	20*	54.	Kelly from Perkins	Pass	3-2	35
15. CIT (3)	Webb from Rainey	Pass	2-6	30*	55.	T. Kelly	KO Return		26
16.	N. Njoku	Rush	1-10	25	56.	Jana from Perkins	Pass	1-10	25
17.	B. Rainey	Rush	1-10	22*	57.	Jana from Perkins	Pass	1-15	24
18. TEM (4)	B. Walls	Fum. Return		74*	58. VT (6)	King from Patterson II	Pass	1-10	64
19.	B. Walls	INT Return		65	59.	T. Robinson	Rush	1-10	49
20.	Blue from Russo	Pass	3-5	38	60.	T. Turner	Rush	2-10	39
21.	Wright from Russo	Pass	3-2	26	61.	Turner from Hooker	Pass	2-6	37
22. UNC (9)	Carter from Howell	Pass	1-10	41	62.	Mitchell from Hooker	Pass	1-10	34
23.	J. Williams	Rush	2-10	32	63.	Mitchell from Hooker	Pass	2-5	33
24.	J. Williams	Rush	1-10	29	64. NCSU (7)	Tabari Hines from Leary	Pass	1-10	31
25.	M. Carter	KO Return		27	65.	T. Ingle	KO Return		29
26.	M. Carter	KO Return		25	66.	Hines from Leary	Pass	2-10	29
27.	Groves from Howell	Pass	2-5	21	67.	T. Ingle	KO Return		25
28.	Brown from Howell	Pass	2-8	21	68.	Carter from Leary	Pass	3-17	22
29.	Corrales from Howell	Pass	3-16	20*	69.	Hines from Leary	Pass	1-10	21
30.	Newsome from Howell	Pass	2-10	20*	70.	Provlion from Leary	Pass	2-10	20
31. DU (8)	Calhoun from Harris	Pass	2-9	42	71. UGA	Wolf from Fromm	Pass	3-5	47
32.	Harding from Harris	Pass	1-10	41	72.	Pickens from Fromm	Pass	1-10	41*
33.	M. Durant	Rush	2-10	38	73.	D. Blaylock	Punt Return		32
34.	J. Blackwell	Punt Return		32	74.	D. Blaylock	Punt Return		29
35.	Philyah-Johnson from Harris	Pass	1-10	26	75.	Landers from Bennett	Pass	3-6	26
36.	D. Jackson	KO Return		22	76.	Simmons from Fromm	Pass	3-2	25
37.	J. Blackwell	Punt Return		21	77.	Z. White	KO Return		22
38.	M. Carter	KO Return		20	78.	Blaylock from Fromm	Pass	1-10	20
39. MIA (4)	K.J. Osborn	Punt Return		52	79.	Woemer from Fromm	Pass	1-10	20*
40.	Wiggins from Perry	Pass	1-10	50					

BIG PLAYS FROM SCRIMMAGE SUMMARY

RUSH/CATCH	20-29	30-39	40-49	50-59	60-69	70-79	80-89	90-99	TOTAL
Jordan Mason	5 (5/0)	1 (1/0)	2 (2/0)						8
Ahmarean Brown	1 (0/1)	2 (0/2)	2 (0/2)	2 (0/2)					7
Malachi Carter	5 (0/5)			1 (0/1)					6
Tobias Oliver	2 (2/0)	2 (1/1)							4
Jalen Camp	2 (0/2)	1 (0/1)							3
Adonicas Sanders	1 (0/1)	2 (0/2)							3
Jerry Howard, Jr.	1 (1/0)			1 (0/1)					2
Josh Blancato		1 (0/1)							1
Dontae Smith	1 (1/0)								1
Nathan Cottrell			1 (0/1)						1
Tyler Davis		1 (0/1)							1
Totals	18 (9/9)	10 (2/8)	5 (2/3)	4 (0/4)					37
Opponents	28 (7/21)	10 (3/7)	11 (5/6)	2 (0/2)	3 (1/2)			1 (1/0)	55
PASSING	20-29	30-39	40-49	50-59	60-69	70-79	80-89	90-99	TOTAL
James Graham	7	7	1	3					18
Tobias Oliver	1		1	1					3
Lucas Johnson	1	1							2
Pressley Harvin III			1						1
Totals	9	8	3	4					24
Opponents	21	7	6	2	2				38

OFFENSIVE STARTERS

	QB	RB	WR	WR	WR	TE	LT	LG	C	RG	RT
Clemson	T. Oliver	Mason	J. Camp	A. Brown	M. Carter	T. Davis	Quinney	Minihan	Cooper	Southers	DeFoor
South Florida	L. Johnson	Mason	J. Camp	A. Brown	M. Carter	T. Davis	Lee	Minihan	Cooper	Southers	Quinney
The Citadel	L. Johnson	Mason	J. Camp	A. Brown	M. Carter	T. Davis	Lee	DeFoor	Cooper	Southers	Quinney
Temple	T. Oliver	Mason	J. Camp	A. Brown	M. Carter	T. Davis	Quinney	DeFoor	Cooper	Hansen	Southers
North Carolina	J. Graham	Mason	A. Sanders	A. Brown	M. Carter	T. Davis	Quinney	DeFoor	Lay III	Hansen	Southers
Duke	J. Graham	Mason	A. Sanders	A. Brown	M. Carter	T. Davis	Quinney	DeFoor	Lay III	Hansen	Southers
Miami (Fla.)	J. Graham	Mason	A. Sanders	A. Brown	M. Carter	Howard*	Quinney	DeFoor	Lay III	Hansen	Southers
Pittsburgh	J. Graham	Mason	A. Sanders	A. Brown	M. Carter	Howard*	Quinney	DeFoor	Lay III	Hansen	Southers
Virginia	J. Graham	Mason	A. Sanders	A. Brown	M. Carter	T. Davis	Quinney	DeFoor	Lay III	Minihan	Southers
Virginia Tech	J. Graham	Mason	Cottrell#	P. Harris	D. Deveney^	T. Davis	Quinney	DeFoor	Lay III	Minihan	Southers
NC State	J. Graham	Mason	A. Sanders	A. Brown	M. Carter	T. Davis	Quinney	DeFoor	Lay III	Minihan	Southers
Georgia	J. Graham	Mason	A. Sanders	M. Carter	D. Deveney^	T. Davis	Quinney	DeFoor	Lay III	Minihan	Southers

^ TE # Flex * RB

DEFENSIVE STARTERS

	DE	DT	DT	DE	LB	LB	S	S	S	CB	CB
Clemson	Henderson	Martin	Glanton	Owens	Curry	C. Thomas	J. Thomas	Carpenter	K. Oliver	T. Swilling	Walton
South Florida	Henderson	Martin	Glanton	Dingle	Curry	C. Thomas	J. Thomas	Carpenter	K. Oliver	T. Swilling	Walton
The Citadel	Dawson	Martin	Chimedza	Owens	Curry	Jordan-Swilling	J. Thomas	Carpenter	Kerr	T. Swilling	Showell
Temple	Dawson	Martin	Glanton	Owens	Curry	C. Thomas	J. Thomas	Carpenter	K. Oliver	T. Swilling	Walton
North Carolina	Dawson	Chimedza	Glanton	Owens	Curry	C. Thomas	J. Thomas	Campbell	K. Oliver	T. Swilling	Walton
Duke	Dawson	Chimedza	Glanton	Owens	Curry	C. Thomas	J. Thomas	Carpenter	K. Oliver	T. Swilling	Walton
Miami (Fla.)	Dawson	Chimedza	Glanton	Owens	Curry	Brooks	Jordan-Swilling^	Carpenter	Campbell	T. Swilling	Walton
Pittsburgh	Dawson	Chimedza	Martin	Owens	Curry	Q. Jackson	J. Thomas	Carpenter	Campbell	T. Swilling	Walton
Virginia	Dawson	Chimedza	Brooks	Yondjouen	Curry	Q. Jackson	J. Thomas	Carpenter	Campbell	T. Swilling	Walton
Virginia Tech	Domineck	Chimedza	Brooks	Ryans	Curry	Q. Jackson	J. Thomas	Carpenter	Campbell	T. Swilling	Walton
NC State	Domineck	Chimedza	Brooks	Ryans	Curry	Q. Jackson	J. Thomas	Carpenter	Campbell	T. Swilling	Walton
Georgia	Domineck	Chimedza	Glanton	Yondjouen	Curry	Q. Jackson	J. Thomas	Campbell	K. Oliver	T. Swilling	Walton

^ LB

GAME INFORMATION

	TECH CAPTAINS	COIN TOSS	GT KO/ REC.	GT 1ST OFF. PLAY	GT 1ST POSS.	OPP. 1ST POSS.	KICKOFF TIME	GAME LENGTH	GT HELMET	GT JERSEY	GT PANTS
at CLEM	J. Camp, T. Carpenter D. Curry, Z. Quinney	GT	KO	Oliver 2 run	Punt	Punt	8:07 p.m.	3:16	Gold	White/Gold	Gold
USF	K. Cooper, T. Swilling B. Glanton, T. Cooksey	USF	Rec.	Johnson 9 pass Mason	Punt	Punt	2:05 p.m.	3:06	White	White/White	White
CIT	O. Jarrett, J. Howard, C. Campbell, J. Lee	CIT	KO	Johnson 28 pass Carter	Punt	Punt	12:35 p.m.	3:24	White	Gold/Navy	White
at TEM	T. Carpenter, T. Davis K. Oliver, J. Mason	GT	KO	Mason 4 run	Punt	Interception	3:37 p.m.	3:20	Gold	White/Gold	White
UNC	N. Cottrell, A. Owens, DeFoor, Southers	GT	KO	Graham 11 pass Sanders	Punt	Interception	4:01 p.m.	3:17	Grey	Grey/Gold	Grey
at DU	T. Swilling, Curry, Sanders, S. Morgan	DU	Rec.	Mason 9 run	TD	FG	12:35 p.m.	3:19	Gold	White/Navy	White
at MIA	Jam. Griffin, Davis Mason, Howard	MIA	Rec.	Graham INC pass	Punt	Fumble	12:03 p.m.	3:43	Gold	White/Gold	Gold
PITT	Cooksey, Cottrell Campbell, Glanton	GT	KO	Graham 7 run	Punt	FG	4:05 p.m.	3:07	Gold	Navy/Gold	Gold
at UVA	J. Thomas, Southers Quinney, Brooks	UVA	Rec.	Graham 3 run	TD	Touchdown	12:35 p.m.	3:12	White	White/Gold	Gold
VT	Carter, Askew, S. Morgan, Quinney	VT	Rec.	Mason 1 run	Punt	Punt	3:35 p.m.	2:55	Gold	White/Navy	Gold
NCSU	Curry, Davis, Cottrell Southers	NCSU	Rec.	Graham 54 pass Carter	TD	Downs	8:05 p.m.	3:14	Gold	Navy/Gold	Navy
UGA	Mason, J. Thomas Quinney, Swilling	GT	Rec.	Mason 3 run	Punt	Punt	12:06 p.m.	3:30	Gold	Gold/Navy	White



2019 GAME PARTICIPATION

#	Name	GP/GS	CLEM	USF	CIT	TEM	UNC	DU	UM	PITT	UVA	VT	NCSU	UGA
33	Askew, J.	11/-	XXX	XXX	XXX	XXX	XXX	XXX	XXX	XXX	XXX	XXX	XXX	...
1X	Bennett, C.	7/-	XXX	XXX	XXX	XXX	XXX	XXX	XXX
26	Blanco, J.	10/-	XXX	XXX	XXX	XXX	XXX	XXX	XXX	XXX	XXX	XXX
86	Brooks, D.	12/4	XXX	XXX	XXX	XXX	XXX	START	XXX	START	START	START	XXX	...
1W	Brown, Ah.	12/10	START	START	START	START	START	START	START	START	START	XXX	START	XXX
8W	Burnett, N.	2/-	XXX	...	XXX	...	XXX
1J	Camp, J.	4/4	START	START	START	START
10	Campbell, C.	12/7	XXX	XXX	XXX	XXX	START	XXX	START	START	START	START	START	START
2	Carpenter, T.	11/10	START	START	START	START	XXX	START	START	START	START	START	START	...
15	Carter, M.	12/11	START	START	START	START	START	START	START	START	START	XXX	START	START
93	Chimedza, T.K.	12/9	XXX	XXX	START	XXX	START	START	START	START	START	START	START	START
72	Clark, C.	1/-	XXX
6S	Coco, J.	9/-	XXX	XXX	XXX	...	XXX	XXX	XXX	XXX	...	XXX	XXX	...
43	Cooksey, T.	12/-	XXX	XXX	XXX	XXX	XXX	XXX	XXX	XXX	XXX	XXX	XXX	...
55	Cooper, K.	4/4	START	START	START	START
31	Cottrell, N.	12/1	XXX	XXX	XXX	XXX	XXX	XXX	XXX	XXX	START	XXX	XXX	...
6	Cuny, D.	12/12	START	START	START	START	START	START	START	START	START	START	START	START
9	Davis, T.	12/11	START	START	START	START	START	START	XXX	START	START	START	START	START
91	Dawson, K.	10/7	XXX	XXX	START	START	START	START	START	START	START	...	XXX	...
78	DeFoot, J.	12/11	START	XXX	START	START	START	START	START	START	START	START	START	START
83	Deveney, D.	12/2	XXX	XXX	XXX	XXX	XXX	XXX	XXX	XXX	START	XXX	START	...
52	Dingle, J.	11/1	XXX	START	XXX	...	XXX	XXX	XXX	XXX	XXX	XXX	XXX	XXX
42	Domineck, J.	7/3	...	XXX	XXX	XXX	XXX	START	START	START	START
32	Ellison, D.	1/-	XXX
85	Fowler, H.	1/-	XXX	...
68	Gibbs, H.	1/-	...	XXX
97	Glanton, B.	12/6	START	START	XXX	START	XXX	START	START	XXX	XXX	XXX	XXX	START
4	Graham, J.	11/8	XXX	XXX	...	XXX	START	START	START	START	START	START	START	START
22	Griffin, J.	9/-	XXX	...	XXX	XXX	XXX	XXX	XXX	XXX	XXX	XXX	XXX	XXX
92	Griffin, JaQ.	11/-	XXX	...	XXX	XXX	XXX	XXX	XXX	XXX	XXX	XXX	XXX	XXX
56	Hansen, C.	7/5	...	XXX	START	START	START	START	START	START	XXX
18	Harris, P.	10/1	XXX	XXX	...	XXX	XXX	XXX	XXX	XXX	...	START	XXX	XXX
27	Harvin III, P.	12/-	XXX	XXX	XXX	XXX	XXX	XXX	XXX	XXX	XXX	XXX	XXX	XXX
20	Hawkins-Anderson	2/-	...	XXX	...	XXX
41	Henderson, J.	11/2	START	START	XXX	XXX	...	XXX	XXX	XXX	XXX	XXX	XXX	XXX
5	Howard, J.	12/1	XXX	XXX	XXX	XXX	XXX	START	XXX	XXX	XXX	XXX	XXX	XXX
23	Huff, J.	4/-	XXX	XXX	XXX	XXX	...
44	Jackson, Q.	12/5	XXX	XXX	XXX	XXX	XXX	XXX	START	START	START	START	START	START
20	Jarrett, O.	8/-	XXX	...	XXX	XXX	XXX	XXX	XXX	XXX
48	Johns, L.	1/-	...	XXX	XXX	...
3J	Johnson, K.	4/-	XXX	XXX	XXX	XXX
7	Johnson, L.	5/2	XXX	START	START	XXX	XXX
12	Jordan-Swilling	7/2	XXX	XXX	START	XXX	XXX	XXX	START
38	Kerr, A.	5/1	XXX	XXX	START	XXX	XXX
37	King, B.	11/-	XXX	XXX	XXX	XXX	XXX	XXX	XXX	XXX	...	XXX	XXX	...
14	King, J.	12/-	XXX	XXX	XXX	XXX	XXX	XXX	XXX	XXX	XXX	XXX	XXX	XXX
17	Knight, D.	12/-	XXX	XXX	XXX	XXX	XXX	XXX	XXX	XXX	XXX	XXX	XXX	XXX
79	Lay III, W.	10/8	...	XXX	...	XXX	START	START	START	START	START	START	START	START
51	Lee, J.	3/2	XXX	START	START
80	Leonard, D.	12/-	XXX	XXX	XXX	XXX	XXX	XXX	XXX	XXX	XXX	XXX	XXX	XXX
94	Lockhart, M.	4/-	XXX	XXX	XXX	XXX
5S	Long, C.	12/-	XXX	XXX	XXX	XXX	XXX	XXX	XXX	XXX	XXX	XXX	XXX	XXX
24	Malloy, C.	4/-	XXX	XXX	XXX	XXX	XXX	XXX
90	Marlin, C.	10/6	START	START	START	START	START	XXX	XXX	START	XXX	XXX
2B	Mason, J.	12/12	START	START	START	START	START	START	START	START	START	START	START	START
49	Massey, S.	1/-	XXX	...
61	Maye, M.	10/4	XXX	XXX	XXX	XXX	...	XXX	XXX	XXX	XXX	...	XXX	XXX
4D	Mccawley, T.	3/-	XXX	XXX	...	XXX	XXX	XXX
57	Minihan, M.	8/6	START	START	XXX	XXX	START	START	START	START	START
59	Morgan, S.	6/-	XXX	XXX	XXX	XXX	...	XXX	XXX	XXX
2A	Nash, A.	1/-	...	XXX
82	Norris, K.	7/-	XXX	XXX	XXX	XXX	...	XXX	XXX	...	XXX	...
2K	Oliver, K.	11/6	START	START	XXX	START	START	START	XXX	XXX	...	XXX	XXX	START
8	Oliver, T.	12/2	START	XXX	XXX	START	XXX	XXX	XXX	XXX	XXX	XXX	XXX	XXX
89	Owens, A.	8/7	START	XXX	START	START	START	START	START	START
73	Quinney, Z.	12/12	START	START	START	START	START	START	START	START	START	START	START	START
98	Ryans, C.	7/2	XXX	XXX	XXX	XXX	START	START	XXX

CAREER STARTS

NAME	'16	'17	'18	'19	TOT.	CONS.
D. Curry	1	-	12	12	25	22
Z. Quinney	-	-	12	12	24	22
K. Cooper	1	11	7	4	23	-
T. Carpenter	-	-	13	10	23	-
T. Swilling	-	-	11	12	23	20
J. Lee	3	8	6	2	19	-
J. Mason	-	-	5	12	18	12
B. Glanton	-	10	-	6	16	1
J. Camp	-	-	11	4	15	-
C. Hansen	-	-	9	5	14	-
J. Southers	-	-	12	12	12	12
A. Brown	-	-	11	11	11	-
M. Carter	-	-	-	11	11	2
T. Davis	-	-	-	11	11	5
J. DeFoot	-	-	-	11	11	10
C. Thomas	-	-	6	5	11	-
J. Thomas	-	-	-	11	11	5
Z. Walton	-	-	-	11	11	9
T.K. Chimedza	-	-	-	9	9	8
C. Campbell	1	-	7	8	6	-
K. Dawson	-	-	-	7	7	-
J. Howard	-	-	7	1	8	-
J. Graham	-	-	-	8	8	8
W. Lay III	-	-	-	8	8	8
A. Owens	-	-	-	7	7	-
A. Sanders	-	-	-	7	7	2
C. Marlin	-	-	-	6	6	-
M. Minihan	-	-	-	6	6	4
K. Oliver	-	-	-	6	6	1
J. Askew	-	-	5	5	5	-
Q. Jackson	-	-	-	5	5	5
A. Kerr	-	-	3	1	4	-
D. Brooks	-	-	-	4	4	-
N. Cottrell	3	-	1	4	4	-
J. Domineck	-	-	-	3	3	3
B. Jordan-Swilling	1	-	2	3	3	-
T. Oliver	-	-	1	2	3	-
D. Deveney	-	-	-	2	2	1
S. Dolphus	-	-	2	2	2	-
J. Henderson	-	-	-	2	2	-
L. Johnson	-	-	-	2	2	-
C. Ryans	-	-	-	2	2	-
S. Yondjouen	-	-	-	2	2	1
J. Dingle	-	-	-	1	1	-
P. Harris	-	-	-	1	1	-
A. Howell	-	-	-	1	1	-

CAREER GAMES

NAME	'15	'16	'17	'18	'19	TOT.	CONS.
N. Cottrell	-	11	11	13	12	47	43
C. Campbell	-	9	11	13	12	45	38
J. Camp	-	11	11	12	4	38	-
D. Curry	-	13	-	13	12	38	25
B. Glanton	-	6	11	7	12	36	12
T. Cooksey	-	4	6	13	12	35	25
P. Harvin III	-	-	11	12	12	35	28
J. Howard	-	-	9	13	12	34	31
J. Lee	-	10	9	12	3	34	-
K. Cooper	-	5	11	11	4	31	-
T. Carpenter	-	-	6	13	11	30	28
B. Jordan-Swilling	-	-	11	11	8	30	-
A. Kerr	-	-	11	13	5	29	-
A. Owens	-	-	8	13	8	29	-
J. Henderson	-	-	11	8	11	30	7
M. Carter	-	-	-	13	12	25	25
J. Dingle	-	-	-	4	11	25	8
Q. Jackson	-	-	-	13	12	25	12
O. Jarrett	1	10	6	8	25	-	-
J. Mason	-	-	-	13	12	25	25
Z. Quinney	-	-	-	13	12	25	25

CAREER GAMES (CON'T)

NAME	'15	'16	'17	'18	'19	TOT. CONS.	
K. Oliver	-	-	-	13	11	24	3
T. Oliver	-	-	-	12	12	24	22
J. Thomas	-	-	-	13	12	25	25
T. Swilling	-	-	-	12	12	24	21
J. Askew	-	-	10	11	11	23	-
B. Jordan-Swilling	-	-	-	11	11	22	-
B. King	-	-	8	4	11	23	2
C. Thomas	-	-	-	10	12	22	12
J. DeFour	-	-	-	9	12	21	15
C. Hansen	-	-	3	11	7	21	-
J. Coco	-	-	-	11	9	20	2
S. Morgan	-	-	3	10	6	19	2
W. Wells	-	-	-	10	6	16	-
C. Martin	-	-	2	5	10	17	2
A. Showell	-	-	-	6	11	17	7
T.K. Chimedza	-	-	-	4	12	16	14
Z. Walton	-	-	-	4	12	16	12
J. King	-	-	-	3	12	15	12
J. Graham	-	-	-	3	11	14	9
L. Johnson	-	-	9	-	5	14	-
A. Sanders	-	-	-	2	12	14	12
D. Brooks	-	-	1	-	12	13	12
Ja'Q. Griffin	-	-	-	2	11	13	10
A. Brown	-	-	-	-	12	12	12
T. Davis	-	-	-	-	12	12	12
K. Dawson	-	-	-	2	10	12	-
D. Deveney	-	-	-	-	12	12	12
D. Knight	-	-	-	-	12	12	12
D. Leonard	-	-	-	-	12	12	12
C. Long	-	-	-	-	12	12	12
J. Southers	-	-	-	-	12	12	12
J. Blancato	-	-	-	1	10	11	10
S. Dolphus	-	-	-	3	8	-	11
S. Yondjouen	-	-	-	-	11	11	11
J. Dornieck	-	-	-	3	7	10	6
P. Harris	-	-	-	-	10	10	3
W. Lay III	-	-	-	-	10	10	9
M. Maye	-	-	-	-	10	10	2
M. Minihan	-	-	-	2	8	10	5
M. Sims	-	-	-	-	10	10	1
Don. Smith	-	-	-	2	8	10	1
J. Griffin	-	-	-	-	9	9	4
Hawkins-Anderson	-	-	3	3	2	8	-
C. Bennett	-	-	-	-	7	7	-
C. Clark	-	-	-	6	1	7	-
K. Norris	-	-	-	-	7	7	1
C. Ryans	-	-	-	-	7	7	4
R. Stanzione	-	-	-	-	7	7	-
J. Tukey	-	-	-	7	-	7	-
C. Malloy	-	-	-	1	4	5	3
A. Smith	-	-	-	-	5	5	2
Dev. Smith	-	-	-	-	5	5	-
K. Johnson	-	-	-	-	4	4	-
M. Lockhart	-	-	-	-	4	4	-
J. Macrina	-	-	-	4	-	4	-
J. Huff	-	-	-	-	4	4	1
N. Burnett	-	-	-	-	2	2	-
L. Byrne	-	-	-	2	-	2	-
T. McCawley	-	-	-	-	3	3	1
W. Walker	-	-	-	-	3	3	1
J. Yates	-	-	-	-	3	3	2
D. Ellison	-	-	-	-	1	1	-
H. Fowler	-	-	-	-	1	1	1
H. Gibbs	-	-	-	-	1	1	-
L. Johns	-	-	-	1	-	1	-
A. Nash	-	-	-	-	1	1	-
S. Massey	-	-	-	-	1	1	1
L. Patelles	-	-	-	-	1	1	-

2019 GAME PARTICIPATION (CON'T)

#	Name	GP/GS	CLEM	USF	CIT	TEM	UNC	DU	UM	PITT	UVA	VT	NCSU	UGA
1S	Sanders, A.	12/7	XXX	XXX	XXX	XXX	START	START	START	START	START	XXX	START	START
13	Showell, A.	11/1	XXX	XXX	START	XXX	...	XXX	XXX	XXX	XXX	XXX	XXX	XXX
16	Sims, M.	10/-	XXX	XXX	...	XXX	XXX	XXX	XXX	XXX	XXX	XXX	...	XXX
6S	Smith, A.	5/-	XXX	XXX	...	XXX	...	XXX	XXX
11	Smith, Devin	5/-	XXX	...	XXX	XXX	XXX	XXX	...	XXX	...
28	Smith, Dontae	8/-	XXX	XXX	XXX	XXX	XXX	XXX	XXX	XXX
70	Southers, J.	12/12	START	START	START	START	START	START	START	START	START	START	START	START
3S	Stanzione, R.	7/-	XXX	XXX	XXX	XXX	XXX	XXX	XXX
3	Swilling, T.	12/12	START	START	START	START	START	START	START	START	START	START	START	START
25	Thomas, C.	12/5	START	START	XXX	START	START	START	START	XXX	XXX	XXX	XXX	XXX
1	Thomas, Jua.	12/11	START	START	START	START	START	START	XXX	START	START	START	START	START
39	Walker, W.	3/-	XXX	XXX	XXX
2D	Walton, Z.	12/11	START	START	XXX	START	START	START	START	START	START	START	START	START
3K	Wells, W.	7/-	XXX	...	XXX	...	XXX	XXX	XXX	XXX	XXX
1Q	Yates, J.	3/-	XXX	XXX	...	XXX
3Y	Yondjouen, S.	11/2	...	XXX	XXX	XXX	XXX	XXX	XXX	XXX	START	XXX	XXX	START



GEORGIA TECH INDIVIDUAL GAME HIGHS

Rushes	22	Jordan Mason vs NC State (Nov 21, 2019)
Yards Rushing	141	Jordan Mason at Miami (FL) (Oct 19, 2019) Jordan Mason vs NC State (Nov 21, 2019)
TD Rushes	2	Jordan Mason vs The Citadel (Sep 14, 2019)
Long Rush	48	Jordan Mason vs NC State (Nov 21, 2019)
Pass attempts	35	James Graham at Duke (Oct 12, 2019)
Pass completions	15	James Graham at Duke (Oct 12, 2019) James Graham at Virginia (Nov 09, 2019)
Yards Passing	229	James Graham at Virginia (Nov 09, 2019)
TD Passes	3	James Graham vs NC State (Nov 21, 2019)
Long Pass	59	James Graham at Virginia (Nov 09, 2019)
Receptions	5	Adonicas Sanders at Virginia (Nov 09, 2019)
Yards Receiving	74	Malachi Carter vs NC State (Nov 21, 2019)
TD Receptions	2	Ahmarean Brown vs NC State (Nov 21, 2019)
Long Reception	59	Ahmarean Brown at Virginia (Nov 09, 2019)
Field Goals	1	Brenton King vs The Citadel (Sep 14, 2019) Brenton King at Duke (Oct 12, 2019) Brenton King vs Pittsburgh (Nov 02, 2019)
Long Field Goal	42	Brenton King at Duke (Oct 12, 2019)
Punts	13	Pressley Harvin III vs Georgia (Nov 30, 2019)
Punting Avg	51.4	Pressley Harvin III at Duke (Oct 12, 2019)
Long Punt	58	Pressley Harvin III vs Virginia Tech (Nov 16, 2019) Pressley Harvin III vs Georgia (Nov 30, 2019)
Punts inside 20	4	Pressley Harvin III vs South Florida (Sep 07, 2019)
Long Punt Return	23	Ahmarean Brown vs South Florida (Sep 07, 2019)
Long Kickoff Return	52	Tobias Oliver vs The Citadel (Sep 14, 2019)
Tackles	16	David Curry vs North Carolina (Oct 05, 2019)
Sacks	2.0	Charlie Thomas vs South Florida (Sep 07, 2019)
Tackles For Loss	2.0	<i>Eight players tied with</i>
Interceptions	1	Kaleb Oliver at Clemson (Aug 29, 2019) Tre Swilling at Clemson (Aug 29, 2019) David Curry vs The Citadel (Sep 14, 2019) Kaleb Oliver at Temple (Sep 28, 2019) Artwan Owens vs North Carolina (Oct 05, 2019) Tariq Carpenter vs Pittsburgh (Nov 02, 2019) Juanyeh Thomas vs Pittsburgh (Nov 02, 2019)

GEORGIA TECH TEAM GAME HIGHS

Rushes	49	vs South Florida (Sep 07, 2019)
Yards Rushing	266	vs NC State (Nov 21, 2019)
Yards Per Rush	6.2	vs NC State (Nov 21, 2019)
TD Rushes	2	vs South Florida (Sep 07, 2019) vs The Citadel (Sep 14, 2019) at Duke (Oct 12, 2019) at Virginia (Nov 09, 2019)
Pass attempts	35	at Temple (Sep 28, 2019) at Duke (Oct 12, 2019)
Pass completions	15	at Duke (Oct 12, 2019) at Virginia (Nov 09, 2019)
Yards Passing	229	at Virginia (Nov 09, 2019)
Yards Per Pass	10.4	at Virginia (Nov 09, 2019)
TD Passes	3	vs NC State (Nov 21, 2019)
Total Plays	75	at Duke (Oct 12, 2019)
Total Offense	395	vs NC State (Nov 21, 2019)
Yards Per Play	6.9	at Virginia (Nov 09, 2019)
Points	28	at Miami (FL) (Oct 19, 2019) at Virginia (Nov 09, 2019) vs NC State (Nov 21, 2019)
Sacks By	4	vs South Florida (Sep 07, 2019)
First Downs	21	vs South Florida (Sep 07, 2019)
Penalties	9	at Miami (FL) (Oct 19, 2019)
Penalty Yards	82	at Miami (FL) (Oct 19, 2019)
Turnovers	4	at Clemson (Aug 29, 2019)
Interceptions By	2	at Clemson (Aug 29, 2019) vs Pittsburgh (Nov 02, 2019)
Punts	13	vs Georgia (Nov 30, 2019)
Punting Avg	50.5	vs NC State (Nov 21, 2019)
Long Punt	58	vs Virginia Tech (Nov 16, 2019) vs Georgia (Nov 30, 2019)
Punts inside 20	4	vs South Florida (Sep 07, 2019)
Long Punt Return	23	vs South Florida (Sep 07, 2019)

OPPONENT INDIVIDUAL GAME HIGHS

Rushes	29	DAVIS,ReMahm, at Temple (Sep 28, 2019)
Yards Rushing	205	Etienne at Clemson (Aug 29, 2019)
TD Rushes	3	Etienne at Clemson (Aug 29, 2019)
Long Rush	90	Etienne at Clemson (Aug 29, 2019)
Pass attempts	51	Howell, S, vs North Carolina (Oct 05, 2019)
Pass completions	33	Howell, S, vs North Carolina (Oct 05, 2019)
Yards Passing	376	Howell, S, vs North Carolina (Oct 05, 2019)
TD Passes	4	Howell, S, vs North Carolina (Oct 05, 2019) Jake Fromm, vs Georgia (Nov 30, 2019)
Long Pass	64	Patterson II, Q, vs Virginia Tech (Nov 16, 2019)
Receptions	11	French, M, vs Pittsburgh (Nov 02, 2019)
Yards Receiving	108	Jana, T, at Virginia (Nov 09, 2019)
TD Receptions	1	<i>18 players tied with</i>
Long Reception	64	King, K, vs Virginia Tech (Nov 16, 2019)
Field Goals	2	Jacob Godek, vs The Citadel (Sep 14, 2019) Reed, A., at Duke (Oct 12, 2019) Kessman, A, vs Pittsburgh (Nov 02, 2019) Delaney, B, at Virginia (Nov 09, 2019) Dunn, C., vs NC State (Nov 21, 2019)
Long Field Goal	51	POTTER, at Clemson (Aug 29, 2019)
Punts	7	Schneider, T, vs South Florida (Sep 07, 2019)
Punting Avg	51.6	Schneider, T, vs South Florida (Sep 07, 2019)
Long Punt	67	Hedley, L., at Miami (FL) (Oct 19, 2019)
Punts inside 20	3	Hedley, L., at Miami (FL) (Oct 19, 2019) Jake Camarda, vs Georgia (Nov 30, 2019)
Long Punt Return	52	Osborn, K., at Miami (FL) (Oct 19, 2019)
Long Kickoff Return	40	Kelly, T, at Virginia Tech (Nov 09, 2019)
Tackles	13	Quarterman, S, at Miami (FL) (Oct 19, 2019)
Sacks	3.0	Dimukeje, V, at Duke (Oct 12, 2019)
Tackles For Loss	3.0	Dimukeje, V, at Duke (Oct 12, 2019)
Interceptions	1	<i>10 players tied with</i>

OPPONENT TEAM GAME HIGHS

Rushes	71	vs The Citadel (Sep 14, 2019)
Yards Rushing	411	at Clemson (Aug 29, 2019)
Yards Per Rush	8.4	at Clemson (Aug 29, 2019)
TD Rushes	5	at Clemson (Aug 29, 2019)
Pass attempts	51	vs North Carolina (Oct 05, 2019)
Pass completions	33	vs North Carolina (Oct 05, 2019)
Yards Passing	376	vs North Carolina (Oct 05, 2019)
Yards Per Pass	13.9	vs Virginia Tech (Nov 16, 2019)
TD Passes	4	vs North Carolina (Oct 05, 2019) vs Georgia (Nov 30, 2019)
Total Plays	97	vs North Carolina (Oct 05, 2019)
Total Offense	632	at Clemson (Aug 29, 2019)
Yards Per Play	8.0	at Clemson (Aug 29, 2019)
Points	52	at Clemson (Aug 29, 2019) vs Georgia (Nov 30, 2019)
Sacks By	4	at Clemson (Aug 29, 2019) at Duke (Oct 12, 2019) vs Virginia Tech (Nov 16, 2019)
First Downs	34	vs North Carolina (Oct 05, 2019)
Penalties	10	at Temple (Sep 28, 2019)
Penalty Yards	95	vs South Florida (Sep 07, 2019)
Turnovers	3	at Clemson (Aug 29, 2019) vs Pittsburgh (Nov 02, 2019) vs Georgia (Nov 30, 2019)
Interceptions By	2	at Clemson (Aug 29, 2019) vs North Carolina (Oct 05, 2019) vs Virginia Tech (Nov 16, 2019)
Punts	7	vs South Florida (Sep 07, 2019)
Punting Avg	51.6	vs South Florida (Sep 07, 2019)
Long Punt	67	at Miami (FL) (Oct 19, 2019)
Punts inside 20	3	at Miami (FL) (Oct 19, 2019) vs Georgia (Nov 30, 2019)
Long Punt Return	52	at Miami (FL) (Oct 19, 2019)

TEAM

	GEORGIA TECH	OPPONENT
Scored 50 Points	Oct. 5, 2018 at Louisville (66)	Aug. 29, 2019 by No. 1 Clemson (52)
Scored 50 Points, ACC Game	Oct. 5, 2018 at Louisville (66)	Aug. 29, 2019 by No. 1 Clemson (52)
Scored 35 Points, Half	Oct. 5, 2018 at Louisville (35/2nd)	Oct. 12, 2019 by Duke (35/1st)
Scored 28 Points, Quarter	Sept. 3, 2015 vs. Alcorn State (34/1st)	Dec. 31, 2008 by LSU (28/2nd) (Chick-fil-A Bowl)
Scored 0 Points	Nov. 16, 2019 vs. Virginia Tech	Sept. 1, 2018 by Alcorn State
Scored 0 Points, Half	Nov. 16, 2019 vs. Virginia Tech (1st/2nd)	Sept. 1, 2018 by Alcorn State (2nd)
Overcame 10-Point Deficit, Win	Oct. 21, 2017 vs. Wake Forest (10-21)	Sept. 8, 2018 by USF (28-38)
Overcame 10-Point Halftime Deficit, Win	Nov. 29, 2008 at Georgia (12-28)	Nov. 30, 2013 by Georgia (20T) (7-20)
40-Point Margin of Victory	Sept. 29, 2018 vs. Bowling Green (63-17)	Nov. 16, 2019 by Virginia Tech (0-45)
30-39-Point Margin of Victory	Oct. 5, 2018 at Louisville (66-31)	Nov. 16, 2019 by Virginia Tech (0-45)
Scored 30 Points or more, Loss	Sept. 8, 2018 at USF (38)	Oct. 5, 2018 by Louisville (31)
Scored fewer than 10 Points, Win	Nov. 11, 2006 at North Carolina (7-0)	Dec. 2, 2006 by Wake Forest (9-6)
7 Touchdowns	Oct. 25, 2018 at Virginia Tech (7)	Aug. 29, 2019 by No. 1 Clemson (7)
0 Touchdowns	Nov. 16, 2019 vs. Virginia Tech	Sept. 1, 2018 by Alcorn State
5+ Rushing Touchdowns	Oct. 25, 2018 at Virginia Tech (7)	Aug. 29, 2019 by No. 1 Clemson (5)
4+ Passing Touchdowns	Sept. 13, 2014 vs. Georgia Southern (4)	Nov. 24, 2018 by No. 5 Georgia (4)
Interception Return for TD	Oct. 5, 2018 at Louisville Juanyeh Thomas (95 yards) (Jordan Travis pass)	Nov. 16, 2019 by Virginia Tech Caleb Farley (17 yards) (James Graham pass)
Fumble Return for TD	Oct. 19, 2019 at Miami; JaQuon Griffin (0 yards)	Sept. 28, 2019 at Temple; Benny Walls (74 yards)
Punt Return for TD	Sept. 10, 2009 vs. Clemson; Jerrard Tarrant (85 yards)	Sept. 23, 2017 by Pittsburgh; Quadree Henderson (80 yards)
Blocked Punt Return for TD	Sept. 27, 1997 vs. Clemson Block by Ajenavi Eziemefi, D'Jay Jones recovered for TD	Oct. 12, 2019 by Duke Xander Gagnon blocked and Javon Jackson recovered for a TD
Kickoff Return for TD	Nov. 24, 2018 at No. 5 Georgia; Juanyeh Thomas (100-yard return)	Sept. 8, 2018 by USF; Terrence Horne (98 yards) Sept. 8, 2018 by USF; Terrence Horne (97 yards)
2 Non-Offensive TDs	Nov. 8, 2014 at NC State (INT return, fumble return)	Sept. 8, 2018 by USF (2 kickoff returns)
4 Field Goals Made	Dec. 31, 2016 vs. Kentucky (4)	Oct. 14, 2017 by No. 11/10 Miami (4)
3 Field Goals Missed	Oct. 20, 2012 vs. Boston College (3)	Oct. 19, 2019 by Miami (3)
5 Field Goals Attempted	Dec. 31, 2011 vs. Utah (5)	Nov. 17, 2007 by North Carolina (5)
50-yard Field Goal Made	Dec. 31, 2016 vs. Kentucky (Harrison Butker, 52)	Sept. 23, 2017 by Pittsburgh; Alex Kessman (55 yards)
Missed PAT	Sept. 14, 2019 vs. The Citadel	Nov. 18, 2017 by Duke
Missed more than 1 PAT	Nov. 3, 2012 at Maryland (2)	Nov. 5, 1977 by Notre Dame (2)
Made 2-Point Conversion	Oct. 5, 2019 vs. North Carolina (J. Graham pass to T. Davis)	Nov. 3, 2018 by North Carolina (N. Elliott pass to A. Ratiff)
Failed 2-Point Conversion	Oct. 12, 2019 at Duke (Jordan Yates pass failed)	Nov. 21, 2019 by NC State (Devin Leary pass failed)
Two+ 2-Point Conversions Att.	Nov. 17, 2018 vs. Virginia (OT) (2, 2 converted)	Nov. 11, 2017 by No. 17 Virginia Tech (2, 2 failed)
Defensive Extra Point Scored	Oct. 28, 1989 at Duke Ken Swilling 99-yard INT return (Steve Prince pass)	None recorded
Recorded Safety	Sept. 28, 2019 at Temple Temple RB was tackled in their own end zone	Nov. 4, 2017 by Virginia GT recovered a fumble in their own end zone
Blocked Field Goal	Oct. 19, 2019 at Miami Antwan Owens blocked T. Davidson's attempt	Sept. 4, 2017 by No. 25/24 Tennessee (20T) Paul Bain blocked Shawn Davis' attempt
Blocked PAT	Nov. 8, 2014 at NC State (Adam Gotsis)	Nov. 18, 2017 by Duke (Mike Ramsay)
Blocked Punt	Nov. 2, 2019 vs. Pitt Jerry Howard, Jr. blocked punt of Kirk Christodoulou	Oct. 12, 2019 by Duke Xander Gagnon blocked punt of Pressley Harvin III
Blocked 2 Kicks/Punts	Dec. 30, 2013 vs. Ole Miss (field goal/PAT)	Nov. 4, 1989 by Western Carolina (2 FGAs)
30+ First Downs	Oct. 25, 2018 at Virginia Tech (35)	Oct. 5, 2019 by North Carolina (34)
10 (or fewer) First Downs	Nov. 16, 2019 vs. Virginia Tech (8)	Sept. 1, 2018 by Alcorn State (9)
500-599 Yards Total Offense	Oct. 5, 2018 at Louisville (554)	Oct. 5, 2019 by North Carolina (587)
600+ Yards Total Offense	Sept. 8, 2018 at USF (602)	Aug. 29, 2019 by No. 1 Clemson (632)
< 200 Yards Total Offense	Nov. 16, 2019 vs. Virginia Tech (134)	Sept. 1, 2018 by Alcorn State (146)
< 100 Yards Total Offense	Nov. 18, 1961 at Alabama (96)	Oct. 9, 2004 by Maryland (82)
300+ Yards Total Offense, Half	Sept. 8, 2018 at USF (337/2nd)	Aug. 29, 2019 by No. 1 Clemson (339/1st)
< 50 Yards Total Offense, Half	Sept. 22, 2016 vs. No. 5/3 Clemson (22/1st)	Sept. 9, 2017 by Jacksonville State (45/2nd)
90 Offensive Plays	Sept. 4, 2017 vs. No. 25/24 Tennessee (20T) (96)	Oct. 5, 2019 by North Carolina (97)
50 (or fewer) Offensive Plays	Nov. 2, 2019 vs. Pitt (50)	Oct. 25, 2018 by Virginia Tech (47)
300-399 Yards Rushing	Sept. 29, 2018 vs. Bowling Green (376)	Sept. 14, 2019 by The Citadel (320)
400+ Yards Rushing	Nov. 3, 2018 at North Carolina (461)	Aug. 29, 2019 by No. 1 Clemson (411)
50 Yards (or less) Rushing	Nov. 27, 2004 at Georgia (24)	Sept. 23, 2017 by Pittsburgh (37)
0 Yards (or less) Rushing	1968 (two times – vs. Notre Dame and Navy)	Nov. 2, 2013 by Pittsburgh (-5)
60+ Rushing Attempts	Oct. 25, 2018 at Virginia Tech (78)	Sept. 14, 2019 by The Citadel (71)
30 (or fewer) Rushing Attempts	Nov. 2, 2019 vs. Pitt (29)	Nov. 10, 2018 by Miami (Fla.)
25+ Pass Completions	Sept. 10, 2005 vs. North Carolina (25)	Oct. 5, 2019 by North Carolina (33)
5 (or fewer) Pass Completions	Nov. 24, 2018 at No. 5 Georgia (5)	Sept. 14, 2019 by The Citadel (1)



TEAM

	GEORGIA TECH	OPPONENT
40+ Pass Attempts	Sept. 22, 2007 at Virginia (40)	Oct. 5, 2019 by North Carolina (51)
10 (or fewer) Pass Attempts	Nov. 17, 2018 vs. Virginia (01) (8)	Sept. 14, 2019 by The Citadel (4)
Three 3 Interceptions	Nov. 1, 2007 vs. Virginia Tech (5)	Nov. 3, 2018 by North Carolina (3)
300-399 Yards Passing	Sept. 1, 2011 vs. Western Carolina (365)	Oct. 5, 2019 by North Carolina (376)
400+ Yards Passing	Nov. 10, 2001 at Virginia (486)	Dec. 31, 2014 by Mississippi State (453)
100 (or less) Yards Passing	Nov. 30, 2019 vs. No. 4 Georgia (40)	Sept. 1, 2018 by Alcorn State (69)
Completed 70 Percent of Passes	Nov. 10, 2018 vs. Miami (Fla.) (.750, 3-of-4)	Nov. 24, 2018 by No. 5 Georgia (.789, 15-of-19)
5+ Fumbles	Oct. 13, 2018 vs. Duke (6)	Oct. 25, 2014 by Pittsburgh (7)
4+ Fumbles Lost	Sept. 23, 2017 vs. Pittsburgh (4)	Oct. 25, 2014 by Pittsburgh (6)
5 Turnovers	Oct. 26, 2013 at Virginia (5)	Oct. 25, 2014 by Pittsburgh (6)
0 Turnovers	Oct. 12, 2019 at Duke	Oct. 12, 2019 by Duke
10 Penalties	Oct. 12, 2013 at BYU (10)	Sept. 28, 2019 by Temple (10)
2 (or fewer) Penalties	Sept. 7, 2019 vs. USF (2)	Nov. 30, 2019 by No. 4 Georgia (0)
100+ Penalty Yards	Oct. 20, 2007 vs. Army (110)	Oct. 28, 2004 by Virginia Tech (108)
10 (or fewer) Penalty Yards	Oct. 14, 2017 vs. No. 11/10 Miami (6)	Nov. 30, 2019 by No. 4 Georgia (0)
10 Punts	Nov. 30, 2019 vs. No. 4 Georgia (13)	Oct. 11, 2008 by Gardner-Webb (10)
0 Punts	Oct. 5, 2018 at Louisville	Dec. 5, 2009 by Clemson
10 Third-Down Conversions	Nov. 17, 2018 vs. Virginia (01) (10)	Oct. 5, 2019 by North Carolina (11)
2+ Fourth-Down Conversions	Nov. 21, 2019 vs. NC State (2-of-3)	Nov. 21, 2019 by NC State (2-of-2)
4 Fourth-Down Attempts	Nov. 24, 2018 at No. 5 Georgia (3-of-6)	Nov. 11, 2017 by No. 17 Virginia Tech (2-of-4)
37:00 or higher TOP	Oct. 25, 2018 at Virginia Tech (42:18)	Nov. 19, 2016 by Virginia (38:37)
15 Tackles for Loss	Sept. 1, 2007 at Notre Dame (19)	None Recorded
10 Sacks	Oct. 9, 1993 vs. Maryland (11)	None Recorded
5 Players to Score TD	Oct. 5, 2018 at Louisville (6)	Nov. 30, 2019 by No. 4 Georgia (6)
4 Players to Rush for TD	Oct. 5, 2018 at Louisville (5)	Nov. 10, 2012 by North Carolina (4)
3 Players to Catch TD Pass	Sept. 12, 2015 vs. Tulane (3)	Nov. 30, 2019 by No. 4 Georgia (4)
2 Players to Throw TD Pass	Oct. 19, 2019 at Miami (Fla.) (2 - James Graham & Pressley Harvin III)	Aug. 29, 2019 by No. 1 Clemson (2 - Trevor Lawrence & Chase Brice)
15-Play+ Touchdown Drive	Oct. 13, 2018 vs. Duke (15)	Nov. 10, 2018 by Miami (Fla.) (15)
8-Minute+ Touchdown Drive	Sept. 30, 2017 vs. North Carolina (8:54)	Sept. 9, 2017 by Jacksonville State (8:11)
90-Yard+ Touchdown Drive	Aug. 29, 2019 at No. 1 Clemson (90)	Nov. 10, 2018 by Miami (Fla.) (95)
1-Play Touchdown Drive	Nov. 3, 2018 at North Carolina (Q. Searcy 86-yd pass from T. Oliver)	Nov. 30, 2019 by No. 4 Georgia (G. Pickens 41-yd pass from J. Fromm)
Won an Overtime Game	Oct. 19, 2019 at Miami (01) (28-21)	Sept. 14, 2019 by The Citadel (01) (27-24)
Game Won on Final Play	Oct. 24, 2015 vs. Florida State (Lance Austin 78-yard missed FG return)	Sept. 14, 2019 by The Citadel (37-yard FG in overtime)

BOTH TEAMS COMBINED

90 Points	Oct. 5, 2018 at Louisville (97) (66-31)	10 Fumbles	Oct. 13, 2018 vs. Duke (10)
100+ Rushing Attempts	Sept. 19, 2019 vs. The Citadel (104)	6 Field Goals	Nov. 17, 2018 vs. Virginia (01) (6)
20 (or fewer) Points	Nov. 28, 2015 vs. Georgia (20) (13-7)	5 Fumbles Lost	Sept. 23, 2017 vs. Pittsburgh (5)
60 (or fewer) Rushing Att.	Sept. 9, 2006 vs. Samford (51)	4 Field Goals Missed	Oct. 20, 2012 vs. Boston College (4)
10 (or fewer) Points	Nov. 11, 2006 at North Carolina (7) (7-0)	10 Turnovers	Nov. 17, 1990 at Wake Forest (10)
700+ Yards Passing	Nov. 10, 2001 at Virginia (813)	8 Field Goals Att.	Nov. 17, 2007 vs. North Carolina (8)
50 Points in a Half	Oct. 12, 2019 at Duke (52/1st)	0 Turnovers	Oct. 15, 2016 vs. Georgia Southern
150 (or fewer) Passing Yds.	Nov. 3, 2012 at Maryland (146)	50 First Downs	Oct. 25, 2018 at Virginia Tech (51)
0 Points in a Half	Nov. 11, 2006 at North Carolina (2nd)	20 Penalties	Sept. 10, 2004 vs. Western Carolina (21)
50 Pass Completions	Sept. 15, 2007 vs. Boston College (50)	25 (or fewer) First Downs	Oct. 18, 2008 at Clemson (24) (12-12)
30 Points in a Quarter	Oct. 12, 2019 at Duke (35/2nd)	5 (or fewer) Penalties	Nov. 21, 2019 vs. NC State (5)
20 (or fewer) Completions	Sept. 14, 2019 vs. The Citadel (8)	1,000+ Yards Total Offense	Oct. 5, 2018 at Louisville (1,037)
10+ Touchdowns	Oct. 25, 2018 at Virginia Tech (11)	200 Penalty Yards	Sept. 9, 2000 vs. Florida State (254)
90 Pass Attempts	Oct. 26, 2002 vs. Virginia (101)	500 Yds (or fewer) Total Off.	Oct. 22, 2011 at Miami (473)
0 Touchdowns	Dec. 2, 2006 vs. Wake Forest	25 (or fewer) Penalty Yards	Oct. 22, 2011 at Miami (15)
30 (or fewer) Pass Att.	Sept. 14, 2019 vs. The Citadel (17)	160+ Offensive Plays	Oct. 26, 2002 vs. Virginia (165)
5 Touchdowns in a Quarter	Oct. 12, 2019 at Duke (5/2nd)	15+ Punts	Nov. 30, 2019 vs. No. 4 Georgia (17)
5 Passes Intercepted	Nov. 1, 2007 vs. Virginia Tech (5)	120 (or fewer) Off. Plays	Nov. 16, 2019 vs. Virginia Tech (117)
8 Touchdowns in a Half	Nov. 10, 2012 at North Carolina (8/1st, 8/2nd)	0 Punts	Dec. 5, 2009 vs. Clemson
		600+ Yards Rushing	Oct. 5, 2018 at Louisville (655)
		10 Sacks	Nov. 10, 2007 at Duke (10)
		150 (or fewer) Rushing Yds.	Nov. 19, 2005 at Miami (150)

INDIVIDUAL

	GEORGIA TECH	OPPONENT
30+ Rushing Attempts	Oct. 25, 2018 at Virginia Tech, Tobias Oliver (40)	Nov. 8, 2003 by Duke, Chris Douglas (30)
150-199 Yards Rushing	Oct. 5, 2018 at Louisville, TaQuon Marshall (175)	Oct. 14, 2017 by No. 11/10 Miami, Travis Homer (170)
200+ Yards Rushing	Oct. 25, 2018 at Virginia Tech, Tobias Oliver (215)	Aug. 29, 2019 by No. 1 Clemson, Travis Etienne (205)
50+ Pass Attempts	Oct. 6, 2005 vs. NC State, Reggie Ball (53)	Oct. 5, 2019 by North Carolina, Sam Howell (51)
40+ Pass Attempts	Sept. 22, 2007 at Virginia, Taylor Bennett (40)	Oct. 5, 2019 by North Carolina, Sam Howell (51)
25+ Pass Completions	Nov. 8, 2003 vs. Duke, Reggie Ball (27)	Oct. 5, 2019 by North Carolina, Sam Howell (51)
Threw 3 Interceptions	Nov. 1, 2007 vs. Virginia Tech, Taylor Bennett (4)	Nov. 3, 2018 by North Carolina, Nathan Elliott (3)
300-399 Yards Passing	Oct. 6, 2007 vs. Maryland, Taylor Bennett (309)	Oct. 5, 2019 by North Carolina, Sam Howell (376)
400+ Yards Passing	Nov. 10, 2001 at Virginia, George Godsey (486)	Sept. 22, 2012 by Miami, Stephen Morris (436)
Rushed & Passed for 100+ Yds.	Nov. 21, 2019 vs. NC State James Graham (141/129)	Oct. 3, 2015 by North Carolina Marquise Williams (148/134)
Rushed & Received for 100+ Yds.	Nov. 14, 2013 at Clemson Robert Godhigh (126/203)	Oct. 30, 1997 by North Carolina J. Linton (138/137)
300-399 Yards Total Offense	Nov. 4, 2017 at Virginia, TaQuon Marshall (322)	Oct. 14, 2017 by No. 11/10 Miami, Malik Rosier (317)
400+ Yards Total Offense	Oct. 29, 2016 vs. Duke, Justin Thomas (459)	Oct. 6, 2012 by Clemson, Tajh Boyd (460)
10+ Receptions	Oct. 7, 2006 vs. Maryland, Calvin Johnson (10)	Nov. 17, 2018 by Virginia, Olamide Zaccheaus (10)
100-199 Yards Receiving	Sept. 8, 2018 at USF, Clinton Lynch (111)	Sept. 29, 2018 by Bowling Green, Scott Miller (117)
200+ Yards Receiving	Oct. 4, 2008 vs. Duke, Demaryius Thomas (230)	Dec. 29, 2005 by Utah, Travis Latendresse (214)
4+ Touchdowns Scored	Sept. 4, 2017 vs. No. 25/24 Tennessee (20T) TaQuon Marshall (5)	Nov. 30, 2019 by No. 4 Georgia Jake Fromm (4)
3+ Touchdowns Rushing	Oct. 25, 2018 at Virginia Tech Tobias Oliver/Jordan Mason (3)	Aug. 29, 2019 by No. 1 Clemson Travis Etienne (3)
3+ Touchdowns Receiving	Sept. 11, 2004 vs. Clemson, Calvin Johnson (3)	Nov. 29, 2008 by Georgia, Mohamed Massaquoi (3)
4+ Touchdowns Passing	Sept. 13, 2014 vs. Georgia Southern Justin Thomas (4)	Nov. 30, 2019 by No. 4 Georgia Jake Fromm (4)
Rushing & Receiving TDs	Oct. 14, 2017 vs. No. 11/10 Miami J.J. Green (1/1)	Oct. 14, 2017 by No. 11/10 Miami Travis Homer (1/1)
Rushing & Passing TDs	Nov. 9, 2019 at Virginia, James Graham (1/1)	Nov. 16, 2019 by Virginia Tech, Hendon Hooker (1/2)
Passing & Receiving TDs	Nov. 17, 2007 vs. North Carolina Taylor Bennett (1/1)	Nov. 18, 2017 by Duke Shaun Wilson (1/2)
3 Field Goals	Nov. 12, 2016 at No. 18/22 Virginia Tech Harrison Butker (3-of-3)	Nov. 18, 2017 by Duke Austin Parker (3-of-3)
4+ Field Goals	Nov. 17, 2018 vs. Virginia Wesley Wells (4-of-4)	Oct. 14, 2017 by No. 11/10 Miami Michael Badgley (4-of-4)
5 Field Goal Attempts	Sept. 1, 2007 vs. Notre Dame Travis Bell (5)	Nov. 17, 2007 by North Carolina Connor Barth (5)
Made a 50-yard Field Goal	Dec. 31, 2016 vs. Kentucky, Harrison Butker (52)	Sept. 23, 2017 by Pittsburgh, Alex Kessman (55)
Attempted a 60-yard Field Goal	Nov. 24, 2007 vs. North Carolina Travis Bell (62/miss)	Nov. 17, 2007 by North Carolina Connor Barth (63/miss)
10+ Punts	Nov. 30, 2019 vs. No. 4 Georgia, Pressley Harvin III (13)	None recorded
60-69 yard Punt	Sept. 8, 2018 at USF, Pressley Harvin III (62)	Nov. 4, 2017 by Virginia, Lester Coleman (63)
70-yard+ Punt	Nov. 17, 2007 vs. North Carolina Durant Brooks (77)	Sept. 4, 2017 by No. 25/24 Tennessee (20T) Trevor Daniel (70)
100+ Punt Return Yards	Aug. 31, 2002 vs. Vanderbilt, Kelley Rhino (110)	None recorded
70-89 yard Punt Return	Sept. 10, 2009 vs. Clemson Jerrard Tarrant (85 TD)	Sept. 23, 2017 by Pittsburgh Quadree Henderson (80 TD)
Punt Return for a Touchdown	Sept. 10, 2009 vs. Clemson, Jerrard Tarrant	Sept. 23, 2017 by Pittsburgh, Quadree Henderson
90-yard+ Kickoff Return	Nov. 24, 2018 at No. 5 Georgia Juanyeh Thomas (100 TD)	Sept. 8, 2018 by USF Terrence Home (98 TD, 97 TD)
Kickoff Return for a Touchdown	Nov. 24, 2018 at No. 5 Georgia Juanyeh Thomas (100 TD)	Sept. 8, 2018 by USF Terrence Home (98 TD, 97 TD)
70-yard+ Interception Return	Aug. 31, 2013 vs. Elon, Tyler Marcordes (95)	Nov. 9, 2002 by Florida State, S. Samuels (82 TD)
15+ Tackles	Oct. 5, 2019 vs. North Carolina, David Curry (16)	Oct. 13, 2018 by Duke, Joe Giles-Harris (15)
3.0+ Sacks	Nov. 30, 2013 vs. Georgia (20T) Jeremiah Attaochu (4.0)	Oct. 12, 2019 by Duke Victor Dimukeje (3.0)
2+ Interceptions	Sept. 30, 2017 vs. North Carolina, A.J. Gray (2)	Oct. 26, 2013 by Virginia, Anthony Harris (2)
2+ Fumble Recoveries	Oct. 5, 2018 at Louisville, Charlie Thomas (2)	Nov. 21, 2019 by NC State, Larrell Murchison (2)
2+ Forced Fumbles	Oct. 5, 2018 at Louisville, Anree Saint-Amour (2)	Nov. 3, 2018 by North Carolina, Cole Holcomb (3)



TWO PLAYERS

	GEORGIA TECH
2 100-Yard Rushers	Oct. 5, 2018 at Louisville TaQuon Marshall (175) and Tobias Oliver (103)
2 100-Yard Receivers	Sept. 10, 2005 vs. North Carolina Damarious Bilbo (131) and Calvin Johnson (114)
100-yd Rusher/ 100-yd Receiver	Sept. 8, 2018 at USF TaQuon Marshall (113) and Clinton Lynch (111)
250 Comb. Yards Rushing	Oct. 25, 2018 at Virginia Tech Tobias Oliver and Jordan Mason (297)
250 Comb. Yards Receiving	Jan. 1, 2007 vs. West Virginia Calvin Johnson and James Johnson (254)
20 Comb. Receptions	Nov. 10, 2001 at Virginia Will Glover and Kerry Watkins (21)

	OPPONENT
2 100-Yard Rushers	Nov. 28, 2009 by Georgia Washaun Ealey (183) and Caleb King (166)
2 100-Yard Receivers	Nov. 14, 2013 by Clemson Martavis Bryant (176) and Sammy Watkins (104)
100-yd Rusher/ 100-yd Receiver	Sept. 4, 2017 by No. 25/24 Tennessee (20T) John Kelly (128) and Marquez Callaway (115)
250 Comb. Yards Rushing	Nov. 26, 2016 by Georgia Sony Michel and Nick Chubb (258)
250 Comb. Yards Receiving	Nov. 14, 2013 by Clemson Martavis Bryant and Sammy Watkins (280)
20 Comb. Receptions	Oct. 26, 2013 by Virginia Darius Jennings and Tim Smith (23)

HONORS AND AWARDS

ALL-ACC ACADEMIC TEAM

- Jr. LB David Curry
- Sr. OL Jared Southers
- So. DB Tre Swilling

ACC ALL-CONFERENCE TEAM

- So. RB Jordan Mason (3rd)
- Jr. LB David Curry (HM)
- Jr. OL Jack DeFoor (HM)
- So. DB Tre Swilling (HM)

ACC ROOKIE OF THE WEEK

- R-Fr. QB James Graham (Nov. 21 vs. NC State)

ACC LINEBACKER OF THE WEEK

- So. LB Charlie Thomas (Sept. 7 vs. USF)

ACC CO-SPECIALIST OF THE WEEK

- Jr. P Pressley Harvin III (Oct. 19 at Miami)

ACC DEFENSIVE LINEMAN OF THE WEEK

- R-Fr. DE Jordan Domineck (Nov. 21 vs. NC State)

BURLSWORTH TROPHY NOMINEE

- So. OL William Lay III

DOAK WALKER AWARD WATCH LIST

- So. RB Jordan Mason
- Jr. RB Jerry Howard Jr.

MACKEY AWARD WATCH LIST

- Sr. TE Tyler Davis

RIMINGTON TROPHY WATCH LIST

- Sr. C Kenny Cooper

RAY GUY AWARD WATCH LIST

- Jr. P Pressley Harvin III

ALLSTATE AFCA GOOD WORKS TEAM

- Sr. OL/DL Jahaziel Lee

WUERRFEL TROPHY NOMINEE

- Sr. OL/DL Jahaziel Lee

SENIOR BOWL WATCH LIST

- Sr. TE Tyler Davis
- Sr. OL Jared Southers



2019 GAME RECAPS

GEORGIA TECH **14**
#1/1 CLEMSON **52**

Aug. 29, 2019 • Clemson, S.C. • Memorial Stadium
Attendance: 79,118

SCOREBOARD	1	2	3	4	FINAL
GEORGIA TECH (0-1, 0-1)	0	0	7	7	14
CLEMSON (1-0, 1-0)	14	14	14	10	52

FIRST QUARTER

11:52 CU - Trevor Lawrence 6 yd run (B.T. Potter kick)
5:39 CU - Travis Etienne 90 yd run (B.T. Potter kick)

SECOND QUARTER

12:45 CU - Travis Etienne 14 yd run (B.T. Potter kick)
4:34 CU - Tee Higgins 62 yd pass from Trevor Lawrence (B.T. Potter kick)

THIRD QUARTER

12:42 CU - Travis Etienne 48 yd run (B.T. Potter kick)
11:40 GT - Jordan Mason 7 yd run (Wesley Wells kick)
8:08 CU - Lyn-J Dixon 18 yd run (B.T. Potter kick)

FOURTH QUARTER

14:54 CU - Frank Ladson, Jr. 21 yd pass from Chase Brice (B.T. Potter kick)
10:33 GT - Ahmarrae Brown 28 yd pass from James Graham (Wesley Wells kick)
6:11 CU - B.T. Potter 51 yd field goal

TEAM STATISTICS

	GT	CLEM
First Downs	13	29
Rushes-Yards	45-157	49-411
Passing Yards	137	221
Pass Comp-Att-Int.	7-18-2	18-30-2
Total Offense	294	632
Fumbles-Lost	3-2	1-1
Penalties-Yards	2-10	6-43
Punts-Yards (Avg./Net)	8-345 (43.1/39.6)	3-120 (40.0/40.0)
Kickoffs-Yards (Avg./Net)	3-170 (56.7/37.3)	9-585 (65.0/43.9)
Punt Returns (No.-Yds.-TD)	1-0-0	1-8-0
Kickoff Returns (No.-Yds.-TD)	3-40-0	3-58-0
Interceptions (No.-Yds.-TD)	2-39-0	2-19-0
Fumble Returns (No.-Yds.-TD)	0-0-0	0-0-0
Time of Possession	27:12	32:48
Third-Down Conversions	5-of-16	6-of-12
Fourth-Down Conversions	0-of-2	1-of-2
Red-Zone Scores-Chances	1-2	3-4
Sacks By (No.-Yds)	0-0	4-22
Field Goals	0-0	1-1
Points Off Turnovers	0	21

INDIVIDUAL STATISTICS

RUSHING: GT — J. Mason 13-72; T. Oliver 20-56; J. Howard 4-15; J. Graham 4-15; L. Johnson 1-1; J. Griffin 1-1; N. Cottrell 1(-3).
CLEM — Etienne 12-205; Dixon 8-64; Mellusi 6-36; Dukas 7-29; Lawrence 3-24; Phommachanh 5-21; Rencher 6-21; Brice 2-11.
PASSING: GT — T. Oliver 3-9-2, 65; J. Graham 4-7-0, 72; L. Johnson 0-2-0, 0.
CLEM — Lawrence 13-23-2, 168; Brice 5-7-0, 53.
RECEIVING: GT — J. Howard 2-57; J. Blacato 1-34; A. Brown 1-28; M. Carter 1-11; T. Davis 1-7; J. Mason 1-0.
CLEM — Higgins 4-98; Ross 3-13; Dixon 1-22; Ladson 1-21; Lay 1-20; Powell 1-13; Ngata 1-12; Chalk 1-8; Swinney 1-4; Etienne 1-3; Overton 1-3; Spector 1-3; Chase 1-1.
INTERCEPTIONS: GT — Swilling; K. Oliver.
CLEM — Muse; Johnson.
FUMBLE RECOVERIES: GT — Dingle.
CLEM — Spector; Kelly.
FORCED FUMBLES: GT — J. Thomas.
CLEM — Smith.
TACKLES FOR LOSS: GT — Henderson 2-0-3; Oliver 1-0-1; Johnson 1-0-1; C. Thomas 0.5-1; Jordan-Swilling 0.5-1; Glanton 0.5-0.
CLEM — Thomas 1.5-13; Pinckney 1.0-10; Smith 1.0-4; Spector 1.0-3; Henry 1.0-5; Venables 1.0-2; Zanders 0.5-1; Skalski 0.5-4; Davis 0.5-1.
SACKS: GT — None.
CLEM — Pinckney 1.0-10; Henry 1.0-5; Skalski 0.5-4; Thomas 0.5-2; Davis 0.5-1; Venables 0.5-0.

SOUTH FLORIDA **10**
GEORGIA TECH **14**

Sept. 7, 2019 • Atlanta, Ga. • Bobby Dodd Stadium
Attendance: 46,599

SCOREBOARD	1	2	3	4	FINAL
USF (0-2)	3	0	0	7	10
GEORGIA TECH (1-1)	0	14	0	0	14

FIRST QUARTER

3:40 USF - WEISS, Coby 27 yd field goal

SECOND QUARTER

11:03 GT - Jordan Mason 1 yd run (Brenton King kick)
0:53 GT - Tobias Oliver 7 yd run (Brenton King kick)

FOURTH QUARTER

14:53 USF - FORD, Johnny 20 yd pass from McCLoud, Jordan (WEISS, Coby kick)

TEAM STATISTICS

	USF	GT
First Downs	11	21
Rushes-Yards	30-92	49-181
Passing Yards	169	76
Pass Comp-Att-Int.	16-25-0	14-21-1
Total Offense	261	257
Fumbles-Lost	4-2	2-1
Penalties-Yards	9-95	2-20
Punts-Yards (Avg./Net)	7-361 (51.6/45.4)	6-248 (41.3/40.0)
Kickoffs-Yards (Avg./Net)	3-150 (50.0/38.7)	3-155 (51.7/37.3)
Punt Returns (No.-Yds.-TD)	3-8-0	5-23-0
Kickoff Returns (No.-Yds.-TD)	2-43-0	2-34-0
Interceptions (No.-Yds.-TD)	1-6-0	0-0-0
Fumble Returns (No.-Yds.-TD)	0-0-0	0-0-0
Time of Possession	27:25	32:35
Third-Down Conversions	4-of-15	5-of-14
Fourth-Down Conversions	2-of-2	0-of-0
Red-Zone Scores-Chances	2-3	2-2
Sacks By (No.-Yds)	2-17	4-22
Field Goals	1-1	0-1
Points Off Turnovers	7	0

INDIVIDUAL STATISTICS

RUSHING: GT — J. Mason 20-99; T. Oliver 9-48; L. Johnson 9-36; J. Graham 6-2; Ah. Brown 1-2; J. Howard, Jr. 1-1; Team 3(-7).
USF — B. Barnett 8-42; J. Cronkrite 12-16; J. Evans 3-15; J. McCloud 4-12; J. Ford 3-7.
PASSING: GT — L. Johnson 11-17-1 45; T. Oliver 2-3-0 11; J. Graham 1-1-0 20.
USF — B. Barnett 12-20-0 79; J. McCloud 4-5-0 90.
RECEIVING: GT — J. Howard 2-57; J. Blacato 1-34; A. Brown 1-28; M. Carter 1-11; T. Davis 1-7; J. Mason 1-0.
USF — J. Ford 4-23; M. Wilcox 3-60; R. St. Felix 3-38; E. McDoom 3-8; B. Miller 1-19; T. Horne 1-14; J. Phillips 1-7.
INTERCEPTIONS: GT — None
USF — Sals.
FUMBLE RECOVERIES: GT — Chimedza; Curry.
USF — Stale.
FORCED FUMBLES: GT — C. Thomas; K. Oliver.
USF — Roberts.
TACKLES FOR LOSS: GT — C. Thomas 2.0-12; Carpenter 2.0-4; Jackson 2.0-2; Jordan-Swilling 1.0-9; Knight 1.0-3; Glanton 1.0-1.
USF — Keigler 2.5-3; Yates 2.0-7; Boyles 1.5-3; Jones 1.0-14; Studstill 1.0-2; Macon 1.0-2; Mirms 1.0-1; Gier 0.5-1; Stale 0.5-0.
SACKS: GT — C. Thomas 2.0-12; Jordan-Swilling 1.0-9; Glanton 1.0-1.
USF — Jones 1.0-14; Yates 1.0-3.



THE CITADEL
GEORGIA TECH

27
24

Sept. 14, 2019 • Atlanta, Ga. • Bobby Dodd Stadium
Attendance: 42,871

SCOREBOARD table with columns 1, 2, 3, 4, OT, FINAL and rows for THE CITADEL and GEORGIA TECH.

FIRST QUARTER

5:55 OT - Raleigh Webb 30 yd pass from Brandon Rainey (Jacob Godek kick)

SECOND QUARTER

12:49 GT - Jordan Mason 4 yd run (Wesley Wells kick failed)
0:15 OT - Dante Smith 12 yd run (Jacob Godek kick)

THIRD QUARTER

10:50 GT - Jalen Camp 33 yd pass from Lucas Johnson (Jalen Camp pass from Johnson, L.)
6:05 OT - Brandon Rainey 22 yd run (Jacob Godek kick)

FOURTH QUARTER

7:29 GT - Jordan Mason 25 yd run (Brenton King kick)
1:51 OT - Jacob Godek 47 yd field goal
0:00 GT - Brenton King 34 yd field goal

OVERTIME

0:00 OT - Jacob Godek 37 yd field goal

TEAM STATISTICS

Table with columns CIT. and GT for various statistics like First Downs, Rushes-Yards, Passing Yards, etc.

INDIVIDUAL STATISTICS

RUSHING: GT — Tobias Oliver 11-92; Jordan Mason 11-78; Jerry Howard Jr. 1-12; Lucas Johnson 7-5; TEAM 1(-2); Dontae Smith 1(-2).
CIT — Clay Harris 26-93; Brandon Rainey 17-70; Dante Smith 6-43; Nkem Njoku 3-39; Remus Bulmer 6-36; Brian Murdaugh 11-21; Raleigh Webb 1-16; Keyonte Sessions 1-2.
PASSING: GT — Lucas Johnson 5-10-0 91; Tobias Oliver 2-3-0 27.
CIT — Brandon Rainey 1-4-1-30.
RECEIVING: GT — Jalen Camp 3-71; Malachi Carter 1-28; Jordan Mason 1-11; Ahmarean Brown 1-10; Tyler Davis 1(-2).
CIT — Raleigh Webb 1-30.
INTERCEPTIONS: GT — Curry 1-8
CIT — None.
FUMBLE RECOVERIES: GT — None.
CIT — None.
FORCED FUMBLES: GT — C. Thomas, T. Carpenter.
CIT — None.
TACKLES FOR LOSS: GT — C. Thomas 1.0-8; Curry 1.0-4; Jackson 1.0-1; Owens 1.0-1.
CIT — Randolph II 2.0-10; Greene IV 1.0-12; Bolkin 1.0-2; Eubanks 1.0-2; Brawley 0.5-1; Smith 0.5-0.
SAFES: GT — Curry 1.0-4.
CIT — Randolph II 2.0-10; Greene IV 1.0-12.

GEORGIA TECH
TEMPLE

2
24

Sept. 28, 2019 • Philadelphia, Pa. • Lincoln Financial Field
Attendance: 31,094

SCOREBOARD table with columns 1, 2, 3, 4, FINAL and rows for GEORGIA TECH and TEMPLE.

SECOND QUARTER

6:53 TEM - Re'Mahn Davis 18 yd run (Will Mobley kick)
0:08 TEM - Re'Mahn Davis 1 yd run (Will Mobley kick)

THIRD QUARTER

10:33 TEM - Benny Wals 74 yd fumble recovery (Will Mobley kick)
9:09 GT - Charlie Thomas safety
0:55 TEM - Will Mobley 34 yd field goal

TEAM STATISTICS

Table with columns GT and TEM for various statistics like First Downs, Rushes-Yards, Passing Yards, etc.

INDIVIDUAL STATISTICS

RUSHING: GT — Tobias Oliver 11-68; Dontae Smith 7-35; Jamirous Griffin 6-20; Jordan Mason 5-8; Jerry Howard Jr. 1-4; James Graham 4-minus 2; Team 1(-2).
TEM — DAVIS, Re'Mahn 29-135; GARDNER, Jager 18-69; Team 1(-3); RUSSO, Anthony 1(-6).
PASSING: GT — James Graham 10-24-1 100; Tobias Oliver 4-11-0 74.
TEM — RUSSO, Anthony 9-22-1 127.
RECEIVING: GT — Jalen Camp 4-63; Ahmarean Brown 3-64; Malachi Carter 3-11; Adonias Sanders 2-19; Jordan Mason 2-17.
TEM — BLUE, Jordan 4-66; WRIGHT, Isaiah 2-33; DAVIS, Re'Mahn 1-12; MACK, Brandon 1-9; BOAH, Kenny 1-7.
INTERCEPTIONS: GT — K. Oliver.
TEM — Wals.
FUMBLE RECOVERIES: GT — None.
TEM — Wals; Braswell.
FORCED FUMBLES: GT — None.
TEM — Graham-Mobley; Majah.
TACKLES FOR LOSS: GT — C. Thomas 1.5-2; T.K. Chimezda 1.0-6; Artwan Owens 0.5-1.
TEM — Graham-Mobley 2.0-3; Majah 2.0-2; Roche 1.0-7; Levine 1.0-3.
SAFES: GT — T.K. Chimezda 1.0-6.
TEM — Roche 1.0-7; Levine 1.0-3.

2019 GAME RECAPS

NORTH CAROLINA **38**
GEORGIA TECH **22**

Oct. 6, 2019 • Atlanta, Ga. • Bobby Dodd Stadium
Attendance: 45,044

SCOREBOARD	1	2	3	4	FINAL
NORTH CAROLINA (3-3, 2-1)	3	14	0	21	38
GEORGIA TECH (1-4, 0-2)	0	0	7	15	22

FIRST QUARTER

5:59 UNC - Noah Ruggles 32 yd field goal

SECOND QUARTER

6:30 UNC - Dazz Newsome 20 yd pass from Sam Howell (Noah Ruggles kick)

0:13 UNC - Beau Corrales 6 yd pass from Sam Howell (Noah Ruggles kick)

THIRD QUARTER

7:29 GT - Malachi Carter 28 yd pass from James Graham (Brenton King kick)

FOURTH QUARTER

14:18 NC - Dyanri Brown 18 yd pass from Sam Howell (Noah Ruggles kick)

12:25 GT - Jordan Mason 2 yd run (Tyler Davis pass from Graham, J)

9:53 NC - Garrett Walston 16 yd pass from Sam Howell (Noah Ruggles kick)

3:24 NC - Javonte Williams 3 yd run (Noah Ruggles kick)

1:45 GT - Ahmrean Brown 32 yd pass from James Graham (Brenton King kick)

TEAM STATISTICS

	UNC	GT
First Downs	34	14
Pluses-Yards	46-211	29-150
Passing Yards	376	171
Pass Comp-Att-Int	33-51-1	11-24-2
Total Offense	587	321
Fumbles-Lost	2-0	1-0
Penalties-Yards	6-61	3-25
Punts-Yards (Avg/Net)	4-158 (39.5/35.5)	7-294 (42.0/36.3)
Kickoffs-Yards (Avg/Net)	7-432 (61.7/38.9)	3-189 (63.0/41.3)
Punt Returns (No.-Yds.-TD)	2-20-0	3-16-0
Kickoff Returns (No.-Yds.-TD)	3-65-0	5-110-0
Interceptions (No.-Yds.-TD)	2-0-0	1-18-0
Fumble Returns (No.-Yds.-TD)	0-0-0	0-0-0
Time of Possession	36:54	23:06
Third-Down Conversions	11-of-19	4-of-11
Fourth-Down Conversions	1-of-1	0-of-0
Red-Zone Scores-Chances	6-7	1-1
Sacks By (No.-Yds)	2-14	1-7
Field Goals	1-2	0-0
Points Off Turnovers	7	0

INDIVIDUAL STATISTICS

RUSHING: GT — Jordan Mason 8-62; James Graham 13-48; Jerry Howard Jr. 3-31; Tobias Oliver 3-11; Team 1-(-1); Jamious Griffin 1-(-1).

UNC — Javonte Williams 20-144; Michael Carter 20-68; Sam Howell 5-1; TEAM 1-(-2).

PASSING: GT — James Graham 11-24-2 171.

UNC — Sam Howell 33-51-1 376.

RECEIVING: GT — Adonias Sanders 3-67; Malachi Carter 3-45; Ahmrean Brown 1-32; Dylan Deveney 1-11; Tobias Oliver 1-9; Tyler Davis 1-5; Jair Hawkins-Anderson 1-2.

UNC — Dazz Newsome 8-81; Dyanri Brown 6-77; Beau Corrales 5-54; Michael Carter 5-52; Rontavus Groves 3-47; Javonte Williams 3-25; Garrett Walston 2-29; Emery Simmons 1-11.

INTERCEPTIONS: GT — Owens.

UNC — Ford; Chapman.

FUMBLE RECOVERIES: GT — None.

UNC — None.

FORCED FUMBLES: GT — Dawson.

UNC — None.

TACKLES FOR LOSS: GT — K. Dawson 2.0-10; C. Thomas 2.0-7; Campbell 1.0-4; Jordan-Swilling 1.0-2; Glanton 1.0-1.

UNC — Crawford 2.5-8; Fox 1.5-9; Gemmel 1.5-2; Surratt 0.5-1.

SACKS: GT — Dawson 1.0-7.

UNC — Fox 1.0-8; Crawford 1.0-6.

GEORGIA TECH **23**
DUKE **41**

Oct. 12, 2019 • Durham, N.C. • Wallace Wade Stadium
Attendance: 21,741

SCOREBOARD	1	2	3	4	FINAL
GEORGIA TECH (1-5, 0-3)	7	7	3	6	23
DUKE (4-2, 2-1)	10	28	3	0	41

FIRST QUARTER

10:07 GT - Jerry Howard Jr. 19 yd pass from James Graham (Brenton King kick)

7:10 DU - Reed.A. 33 yd field goal

1:18 DU - Pancel.E. 3 yd run (Reed.A. kick)

SECOND QUARTER

10:29 DU - Jackson.D. 1 yd run (Reed.A. kick)

6:34 DU - Harris.Q. 1 yd run (Reed.A. kick)

3:35 DU - Jackson.D. 7 yd run (Reed.A. kick)

3:10 DU - Tyler Davis.J. 14 yd blocked punt return (Reed.A. kick)

1:08 GT - James Graham 8 yd run (Brenton King kick)

THIRD QUARTER

12:07 GT - Brenton King 42 yd field goal

1:10 DU - Reed.A. 36 yd field goal

FOURTH QUARTER

10:39 GT - Tobias Oliver 4 yd run (Jordan Yates pass failed)

TEAM STATISTICS

	GT	DU
First Downs	20	20
Pluses-Yards	40-171	55-197
Passing Yards	206	176
Pass Comp-Att-Int	15-35-0	11-20-0
Total Offense	379	373
Fumbles-Lost	2-0	1-0
Penalties-Yards	6-55	4-25
Punts-Yards (Avg/Net)	6-257 (42.8/30.3)	5-201 (40.2/30.4)
Kickoffs-Yards (Avg/Net)	5-256 (51.2/39.4)	8-487 (60.9/40.6)
Punt Returns (No.-Yds.-TD)	1-9-0	4-75-1
Kickoff Returns (No.-Yds.-TD)	2-37-0	3-59-0
Interceptions (No.-Yds.-TD)	0-0-0	0-0-0
Fumble Returns (No.-Yds.-TD)	0-0-0	0-0-0
Time of Possession	27:32	32:28
Third-Down Conversions	8-of-18	6-of-16
Fourth-Down Conversions	0-of-2	3-of-3
Red-Zone Scores-Chances	3-4	6-6
Sacks By (No.-Yds)	2-6	4-24
Field Goals	1-1	2-2
Points Off Turnovers	0	2

INDIVIDUAL STATISTICS

RUSHING: GT — Jordan Mason 18-106; Dontae Smith 2-32; Jerry Howard Jr. 4-16; Jamious Griffin 3-9; James Graham 12-6; Tobias Oliver 1-4.

DU — Durant,M. 13-74; Jackson,D.20-69; Harris,Q. 14-38; Pancel,E. 1-2; Coleman,J. 4-8; Team 2-(-4).

PASSING: GT — James Graham 15-35-0 206.

DU — Harris,Q. 11-20-0 176.

RECEIVING: GT — Tyler Davis 4-29; Adonias Sanders 3-69; Jerry Howard Jr. 2-31; Ahmrean Brown 1-40; Josh Blancato 1-19; Tobias Oliver 1-10; Dontae Smith 1-3; Dylan Leonard 1-3; Jordan Mason 1-2.

DU — Calhoun,J. 4-68; Bracey,S. 2-22; Gray,N. 2-7; Harding,D. 1-41; Philyau-Johnson 1-26; Jackson,D. 1-12.

INTERCEPTIONS: GT — None.

DU — None.

FUMBLE RECOVERIES: GT — None.

DU — None.

FORCED FUMBLES: GT — None.

DU — Dimukeje; McSwain.

TACKLES FOR LOSS: GT — Jordan-Swilling 1.5-6; C. Thomas 1.0-1; J. Henderson 0.5-0.

DU — Dimukeje 3.0-16; Quansah 1.5-4; McSwain 1.0-8; Young 1.0-3; Frye 1.0-2; Rumph 1.0-2; Hill 1.0-0; Jordan 0.5-0.

SACKS: GT — Jordan-Swilling 1.5-6; J. Henderson 0.5-0.

DU — Dimukeje 3.0-16; McSwain 1.0-8.



GEORGIA TECH MIAMI (FLA.)

28 21

Oct. 19, 2019 • Miami, Fla. • Hard Rock Stadium
Attendance: 54,106

SCOREBOARD table with columns 1, 2, 3, 4, OT, FINAL. Rows for Georgia Tech and Miami.

FIRST QUARTER

12:35 GT - Ja'Duon Griffin 0 yd fumble recovery (Brenton King kick)
6:17 MIA - Perry, N. 1 yd run (Davidson, T. kick)
4:04 MIA - Osborn, K. 13 yd pass from Perry, N. (Davidson, T. kick)
0:10 GT - Nathan Cottrell 41 yd pass from Pressley Harvin III (Brenton King kick)

SECOND QUARTER

10:37 MIA - Harris, C. 19 yd pass from Perry, N. (Davidson, T. kick)
0:53 GT - Ahmarean Brown 35 yd pass from James Graham (Brenton King kick)

OVERTIME

15:00 GT - Jordan Mason 1 yd run (Brenton King kick)

TEAM STATISTICS

Table comparing Georgia Tech and Miami statistics: First Downs, Rushes-Yards, Passing Yards, etc.

INDIVIDUAL STATISTICS

RUSHING: GT — Jordan Mason 20-141; James Graham 12-23; Jerry Howard Jr. 5-22; Jamious Griffin 8-21.
MA — Harris, C. 18-136; Perry, N. 7-15; Dallas, D. 3-14; Osborn, K. 2-4; Harley, M. 1-(-1); Williams, J. 1-(-11).
PASSING: GT — James Graham 9-18-0 97; Pressley Harvin III 1-1-0 41.
MA — Perry, N. 16-28-0 188; Williams, J. 1-3-0 12.
RECEIVING: GT — Ahmarean Brown 3-41; Adonias Sanders 2-30; Tobias Oliver 2-11; Nathan Cottrell 1-41; Dylan Deveney 1-10; Jamious Griffin 1-5.
MA — Harley, M. 4-50; Osborn, K. 4-39; Harris, C. 3-31; Jordan, B. 3-21; Wiggins, D. 2-62; Pope, M. 1-(-3).
INTERCEPTIONS: GT — None.
MA — None.
FUMBLE RECOVERIES: GT — JaQ. Griffin.
MA — Quarterman.
FORCED FUMBLES: GT — Knight II.
MA — Quarterman.
TACKLES FOR LOSS: GT — Knight II 1.0-11; Domineck 1.0-11; JaQ. Griffin 1.0-4; Swilling 1.0-3; C. Thomas 1.0-1; Jackson 1.0-1.
MA — Hill 2.0-8; Quarterman 2.0-5; Pinckney 1.0-5; Bethel 1.0-5; Miller 1.0-1; Ragone 1.0-1.
SACKS: GT — Domineck 1.0-11; Knight II 1.0-11; JaQ. Griffin 1.0-4.
MA — Hill 1.0-7; Pinckney 1.0-5; Bethel 1.0-5.

PITTSBURGH GEORGIA TECH

20 10

Nov. 2, 2019 • Atlanta, Ga. • Bobby Dodd Stadium
Attendance: 41,219

SCOREBOARD table with columns 1, 2, 3, 4, FINAL. Rows for Pittsburg and Georgia Tech.

FIRST QUARTER

11:14 PITT - Alex Kessman 32 yd field goal
06:25 PITT - Vincent Davis 61 yd run (Alex Kessman kick)

SECOND QUARTER

13:24 GT - Ahmarean Brown 51 yd pass from James Graham (Brenton King kick)
9:34 PITT - Shocky Jacques-Louis 21 yd pass from Kenny Pickett (Alex Kessman kick)

THIRD QUARTER

09:46 GT - Brenton King 30 yd field goal

FOURTH QUARTER

14:54 PITT - Alex Kessman 49 yd field goal

TEAM STATISTICS

Table comparing Pittsburg and Georgia Tech statistics: First Downs, Rushes-Yards, Passing Yards, etc.

INDIVIDUAL STATISTICS

RUSHING: GT — Jordan Mason 15-56; James Graham 8-30; Lucas Johnson 5-1; Jerry Howard Jr. 1-(-1).
PITT — A.J. Davis 16-75; Vincent Davis 6-67; V'Lique Carter 4-14; Kenny Pickett 6-8; Maurice French 1-0; Shocky Jacques-Louis 1-(-1); TEAM 1-(-1); Aaron Mathews 1-(-4).
PASSING: GT — James Graham 3-13-1 57; Lucas Johnson 5-8-0 51.
PITT — Kenny Pickett 25-34-2 204.
RECEIVING: GT — Ahmarean Brown 4-61; Adonias Sanders 1-15; Nathan Cottrell 1-14; Tyer Davis 1-10; Tobias Oliver 1-8.
PITT — Maurice French 11-71; Taysir Mack 5-47; Shocky Jacques-Louis 3-38; V'Lique Carter 3-19; N. Griffin-Stewart 2-21; Will Gragg 1-8.
INTERCEPTIONS: GT — J. Thomas, Carpenter.
PITT — Ford.
FUMBLE RECOVERIES: GT — Dingle.
PITT — Bright.
FORCED FUMBLES: GT — Curry.
PITT — K. Johnson.
TACKLES FOR LOSS: GT — J. Thomas 2.0-6; Owens 1.0-7; Swilling 1.0-4.
PITT — Morgan 1.0-5; Alexandre 1.0-3; Pine 1.0-3; K. Johnson 1.0-2; Brightwell 1.0-2; Watts 1.0-1.
SACKS: GT — Owens 1.0-7.
PITT — Morgan 1.0-5; K. Johnson 1.0-3.

2019 GAME RECAPS

GEORGIA TECH **28**
VIRGINIA **33**

Nov. 9, 2019 • Charlottesville, Va. • Scott Stadium
Attendance: 44,596

SCOREBOARD	1	2	3	4	FINAL
GEORGIA TECH (2-7, 1-5)	14	7	0	7	28
VIRGINIA (7-3, 5-2)	14	10	0	9	33

FIRST QUARTER

13:19 GT - Ahmarean Brown 59 yd pass from James Graham (Wesley Wells kick)
8:39 UVA - Taulapapa, W 2 yd run (Delaney, B kick)
5:09 GT - James Graham 5 yd run (Wesley Wells kick)
1:50 UVA - Reed, J 9 yd pass from Perkins, B (Delaney, B kick)

SECOND QUARTER

10:36 UVA - Delaney, B 24 yd field goal
0:44 GT - Malachi Carter 25 yd pass from James Graham (Wesley Wells kick)
0:11 UVA - Perkins, B 3 yd run (Delaney, B kick)

FOURTH QUARTER

13:32 UVA - Delaney, B 34 yd field goal
10:57 UVA - Taulapapa, W 3 yd run (Perkins, B pass failed)
5:30 GT - Jordan Mason 8 yd run (Wesley Wells kick)

TEAM STATISTICS

	GT	UVA
First Downs	19	25
Rushes-Yards	32-143	37-155
Passing Yards	229	258
Pass Comp-Att-Int	15-22-1	24-35-0
Total Offense	372	413
Fumbles-Lost	0-0	0-0
Penalties-Yards	6-51	6-49
Punts-Yards (Avg./Net)	4-151 (37.8/35.5)	3-118 (39.3/39.3)
Kickoffs-Yards (Avg./Net)	5-287 (57.4/31.6)	7-440 (62.9/39.0)
Punt Returns (No.-Yds.-TD)	0-0-0	3-9-0
Kickoff Returns (No.-Yds.-TD)	1-17-0	5-129-0
Interceptions (No.-Yds.-TD)	0-0-0	0-0-0
Fumble Returns (No.-Yds.-TD)	0-0-0	0-0-0
Time of Possession	24:46	35:14
Third-Down Conversions	3-of-9	9-of-16
Fourth-Down Conversions	1-of-1	0-of-1
Red-Zone Scores-Chances	2-3	6-6
Sacks By (No.-Yds)	2-10	0-0
Field Goals	0-1	2-2
Points Off Turnovers	0	7

INDIVIDUAL STATISTICS

RUSHING: GT — Jordan Mason 19-94; James Graham 8-42; Jamious Griffin 3-7; Jerry Howard Jr. 1-2; Team 1 (-2).
UVA — Perkins B 21-106; Taulapapa, W 10-37; Kier, PK 2-6; Reed, J 2-5; Atkins, L 1-3; TEAM 1 (-2).

PASSING: GT — James Graham 15-22-1 229
UVA — Perkins B 24-35-0 258.

RECEIVING: GT — Adonias Sanders 5-21; Tobias Oliver 4-57; Tyler Davis 3-54; Ahmarean Brown 1-59; Malachi Carter 1-25; Dylan Deveney 1-13.
UVA — Jana, T 9-108; Reed, J 5-27; Kemp, B 4-51; Kelly, T 2-46; Cowley, T 2-23; Taulapapa, W 2-3.

INTERCEPTIONS: GT — None.
UVA — Broun.

FUMBLE RECOVERIES: GT — None.
UVA — None.

FORCED FUMBLES: GT — None.
UVA — None.

TACKLES FOR LOSS: GT — Curry 2.0-6; JaQ, Griffin 1.0-5; Campbell 1.0-2; Dawson 1.0-2.
UVA — Taylor 1.0-6; Hanback 1.0-3.

SACKS: GT — Curry 1.0-5; JaQ, Griffin 1.0-5.
UVA — None.

VIRGINIA TECH **45**
GEORGIA TECH **0**

Nov. 16, 2019 • Atlanta, Ga. • Bobby Dodd Stadium
Attendance: 43,263

SCOREBOARD	1	2	3	4	FINAL
VIRGINIA TECH (7-3, 4-2)	14	17	14	0	45
GEORGIA TECH (2-8, 1-6)	0	0	0	0	0

FIRST QUARTER

7:53 VT - Hooker, H 3 yd run (Johnson, B kick)
2:49 VT - King, K 2 yd run (Johnson, B kick)

SECOND QUARTER

12:09 VT - Hooker, H 5 yd run (Johnson, B kick)
5:52 VT - Farley, C 17 yd interception return (Johnson, B kick)
1:16 VT - Johnson, B 22 yd field goal

THIRD QUARTER

10:14 VT - Mitchell, J 7 yd pass from Hooker, H (Johnson, B kick)
2:06 VT - Patterson II, Q 2 yd run (Johnson, B kick)

TEAM STATISTICS

	VT	GT
First Downs	18	8
Rushes-Yards	45-238	31-53
Passing Yards	223	81
Pass Comp-Att-Int	11-16-0	11-25-2
Total Offense	461	134
Fumbles-Lost	0-0	2-0
Penalties-Yards	2-30	6-40
Punts-Yards (Avg./Net)	4-182 (45.5/36.0)	9-934 (48.2/44.4)
Kickoffs-Yards (Avg./Net)	8-517 (64.6/43.8)	0-0 (0.0/0.0)
Punt Returns (No.-Yds.-TD)	3-34-0	1-18-0
Kickoff Returns (No.-Yds.-TD)	0-0-0	5-92-0
Interceptions (No.-Yds.-TD)	2-23-1	0-0-0
Fumble Returns (No.-Yds.-TD)	0-0-0	0-0-0
Time of Possession	31:39	28:21
Third-Down Conversions	3-of-10	2-of-15
Fourth-Down Conversions	1-of-2	1-of-3
Red-Zone Scores-Chances	6-7	0-0
Sacks By (No.-Yds)	4-35	1-9
Field Goals	1-1	0-0
Points Off Turnovers	14	0

INDIVIDUAL STATISTICS

RUSHING: GT — Christian Malloy 4-21; Jamious Griffin 2-21; Jordan Yates 10-16; Jordan Mason 5-5; James Graham 8-2; Jerry Howard Jr. 1-0; Team 1 (-12).
VT — Robinson, T 1-49; Steward, C 6-40; Patterson I, Q 9-40; Turner, T 1-39; McCleese, D 11-34; King, K 7-29; Hooker, H 7-10; Grimsley, H 1-3; Team 2 (-6).

PASSING: GT — James Graham 7-14-2 43; Jordan Yates 4-11-0 38.
VT — Hooker, H 9-13-0 159; Patterson II, Q 2-0-6 64; Robinson, T 0-1-0 0.

RECEIVING: GT — Adonias Sanders 2-22; Tyler Davis 2-17; Dylan Deveney 2-14; Malachi Carter 1-17; Jerry Howard Jr. 1-5; Feje Harris 1-4; Ahmarean Brown 1-4; Tobias Oliver 1 (-2).
VT — Mitchell, J 4-90; King, K 2-82; Turner, T 2-46; Keene, D 1-4; McCleese, D 1-1; Grimsley, H 1-0.

INTERCEPTIONS: GT — None.
VT — Hollifield; Farley.

FUMBLE RECOVERIES: GT — None.
VT — None.

FORCED FUMBLES: GT — None.
VT — None.

TACKLES FOR LOSS: GT — Domineck 1.0-6; Ryans 1.0-2; Yondjoun 1.0-2; JaQ, Griffin 0.5-4; Curry 0.5-1.

VT — Tisdale 2.0-13; Conner 2.0-9; Crawford 1.5-20; Deabio 1.0-12; Hollifield 1.0-7; Hewitt 0.5-2.

SACKS: GT — Domineck 0.5-5; JaQ, Griffin 0.5-4.
VT — Tisdale 2.0-13; Hollifield 1.5-20; Hewitt 0.5-2.



NC STATE 26
GEORGIA TECH 28

Nov. 21, 2019 • Atlanta, Ga. • Bobby Dodd Stadium
Attendance: 38,198

SCOREBOARD table with columns 1, 2, 3, 4, FINAL and rows for NC STATE and GEORGIA TECH.

FIRST QUARTER

13:44 GT - Ahmarean Brown 17 yd pass from James Graham (Brenton King kick)

SECOND QUARTER

13:48 GT - Tobias Oliver 13 yd pass from James Graham (Brenton King kick)

2:04 NCSU - Christopher Dunn 20 yd field goal ST 3 - GT 14

0:32 GT - Ahmarean Brown 11 yd pass from James Graham (Brenton King kick)

THIRD QUARTER

10:15 NCSU - Zonovan Knight 7 yd run (Christopher Dunn kick)

5:08 GT - James Graham 26 yd run (Brenton King kick)

1:15 NCSU - Christopher Dunn 29 yd field goal

FOURTH QUARTER

11:53 NCSU - Cary Angeline 4 yd pass from Devin Leary (Christopher Dunn kick) ST 20 - GT 28

5:17 NCSU - Ricky Person 1 yd run (Devin Leary pass failed)

TEAM STATISTICS

Table comparing NC State and Georgia Tech statistics: First Downs, Rushes-Yards, Passing Yards, etc.

INDIVIDUAL STATISTICS

RUSHING: GT — Jordan Mason 22-141; James Graham 14-112; Jamious Griffin 6-14; Team 1(-1).
NCSU — Zonovan Knight 18-100; Jordan Houston 16-89; Devin Leary 7-18; Ricky Person 7-17; Tabari Hines 1-6.

PASSING: GT — James Graham 7-15-0 129.

NCSU — Devin Leary 19-31-0 227

RECEIVING: GT — Tabari Hines 4-88; Devin Carter 4-46; Jordan Houston 3-39; Emeke Emezie 3-7; Cary Angeline 2-10; Jashai Provillon 1-20; Zonovan Knight 1-11; Trayler Thomas 1-6.

NCSU — Malachi Carter 2-74; Ahmarean Brown 2-28; Tobias Oliver 1-13; Tyler Davis 1-9; Nathan Cottrell 1-5.

INTERCEPTIONS: GT — None.

NCSU — None.

FUMBLE RECOVERIES: GT — Askew.

NCSU — Murchison.

FORCED FUMBLES: GT — None.

NCSU — Ibrahimi.

TACKLES FOR LOSS: GT — Dominick 1.5-2; Jackson 1.0-5; Curry 1.0-2; Brooks 1.0-1; C. Thomas 0.5-6; Juanyeh Thomas 0.5-6; Griffin 0.5-0.

NCSU — Kantie 1.5-6; Miller 1.0-1.1; Wilson 0.5-0.

SACKS: GT — None.

NCSU — None.

#4/4 GEORGIA 52
GEORGIA TECH 7

Nov. 30, 2019 • Atlanta, Ga. • Bobby Dodd Stadium
Attendance: 55,000

SCOREBOARD table with columns 1, 2, 3, 4, FINAL and rows for GEORGIA and GEORGIA TECH.

FIRST QUARTER

10:00 UGA - R. Blankenship 49 yd field goal

4:52 UGA - Brian Herrien 2 yd run (R. Blankenship kick)

1:21 UGA - Charlie Woerner 20 yd pass from R. Blankenship (R. Blankenship kick)

SECOND QUARTER

10:58 GT - Tyler Davis 6 yd pass from James Graham (Brenton King kick)

THIRD QUARTER

13:32 UGA - Tyler Simmons 17 yd pass from Jake Fromm (R. Blankenship kick)

7:44 UGA - George Pickens 41 yd run (R. Blankenship kick)

4:28 UGA - D. Blaylock 9 yd pass from Jake Fromm (R. Blankenship kick)

FOURTH QUARTER

11:19 UGA - Kenny McIntosh 2 yd run (R. Blankenship kick)

3:06 UGA - Tyson Campbell 0 yd fumble recovery (R. Blankenship kick)

TEAM STATISTICS

Table comparing Georgia and Georgia Tech statistics: First Downs, Rushes-Yards, Passing Yards, etc.

INDIVIDUAL STATISTICS

RUSHING: GT — Jordan Mason 16-37; Jamious Griffin 6-33; James Graham 10-12; Christian Malloy 3-11; Nathan Cottrell 1-4; Jordan Yates 1-2.

UGA — D'Andre Swift 10-73; Brian Hemen 8-46; James Cook 4-30; Zamir White 6-30; Tyler Simmons 2-22; Kenny McIntosh 6-20; Jake Fromm 2-1; Stetson Bennett 2(-3).

PASSING: GT — James Graham 5-20-0 40; Jordan Yates 0-1-0 0.

UGA — Jake Fromm 14-29-0 254; Stetson Bennett 2-3-0 27.

RECEIVING: GT — Tyler Davis 2-8; Malachi Carter 1-23; Jamious Griffin 1-6; Ahmarean Brown 1-3.

UGA — Tyler Simmons 3-52; James Cook 2-34; D. Blaylock 2-29; D. Robertson 2-22; Brian Herrien 2-9; Eli Wolf 1-47; George Pickens 1-41; Matt Landers 1-26; Charlie Woerner 1-20; Tommy Bush 1-1.

INTERCEPTIONS: GT — None.

UGA — None.

FUMBLE RECOVERIES: GT — Dingle; Swilling.

UGA — Campbell.

FORCED FUMBLES: GT — Curry; Jackson.

UGA — LeCounte.

TACKLES FOR LOSS: GT — Dingle 1.0-8; Brooks 1.0-3; Curry 1.0-3; King 1.0-1.

UGA — Johnson 1.0-12; Clark 1.0-4; Webb 1.0-2; Norton 1.0-1; Herring 1.0-1; LeCounte 1.0-1.

SACKS: GT — Dingle 1.0-8.

UGA — Johnson 1.0-12.

RECORD BOOK



RUSHING

ATTEMPTS

GAME

44 – TaQuon Marshall vs. Tenn., 2017

SEASON

297 – Tashard Choice, 2006

CAREER

914 – Robert Lavette, 1981-84

YARDS

GAME

356 – Eddie Lee Ivery vs. Air Force, 1978

SEASON

1,562 – Eddie Lee Ivery, 1978

CAREER

4,066 – Robert Lavette, 1981-84

TOUCHDOWNS

GAME

5 – TaQuon Marshall vs. Tennessee, 2017

SEASON

20 – Tevin Washington, 2012

CAREER

45 – Robert Lavette, 1981-84

YARDS PER ATTEMPT

GAME [MIN. 25 ATTEMPTS]

13.7 – Eddie Lee Ivery vs. Air Force, 1978

SEASON [MIN. 100 ATTEMPTS]

7.2 – Dorsey Levens, 1993

SEASON [MIN. 50 ATTEMPTS]

10.1 – Orwin Smith, 2011

CAREER [MIN. 400 ATTEMPTS]

6.2 – Jonathan Dwyer, 2007-09

CAREER [MIN. 300 ATTEMPTS]

6.4 – Anthony Allen, 2009-10

CAREER [MIN. 200 ATTEMPTS]

7.6 – Roddy Jones, 2008-11

RUSHING YARDS BY QUARTERBACK

GAME

249 – TaQuon Marshall vs. Tennessee, 2017

SEASON

1,146 – TaQuon Marshall, 2017

CAREER

2,806 – Joshua Nesbitt, 2007-10

LONGEST RUSH

GAME

95 – Orwin Smith vs. Kansas, 2011

PASSING

ATTEMPTS

GAME

61 – Larry Good vs. Tennessee, 1968

SEASON

384 – George Godsey, 2001

CAREER

1,363 – Reggie Ball, 2003-06

COMPLETIONS

GAME

39 – George Godsey vs. Virginia, 2001

SEASON

249 – George Godsey, 2001

CAREER

662 – Reggie Ball, 2003-06

MOST COMPLETIONS WITHOUT INT

GAME

35 – George Godsey vs. Clemson, 2000

CONSECUTIVE COMPLETIONS

SEASON

18 – Joe Hamilton, 1999 (Florida State (15), The Citadel (3))

YARDS

GAME

486 – George Godsey vs. Virginia, 2001

SEASON

3,085 – George Godsey, 2001

CAREER

8,882 – Joe Hamilton, 1996-99

TOUCHDOWNS

GAME

5 – Eddie McAshan vs. Rice, 1972;
Joe Hamilton vs. Clemson, 1999

SEASON

29 – Joe Hamilton, 1999

CAREER

65 – Joe Hamilton, 1996-99

INTERCEPTIONS

GAME

5 – Jerry Priestley vs. Tennessee, 1964;
Eddie McAshan vs. Rice, 1972

SEASON

21 – Eddie McAshan, 1970

CAREER

55 – Reggie Ball, 2003-06

YARDS PER GAME

SEASON

278.2 – Joe Hamilton, 1999

CAREER

206.6 – Joe Hamilton, 1996-99

YARDS PER COMPLETION

SEASON [MIN. 100 COMPLETIONS]

15.1 – Joe Hamilton, 1999

SEASON [MIN. 75 COMPLETIONS]

22.7 – Joshua Nesbitt, 2009

CAREER [MIN. 200 COMPLETIONS]

18.4 – Justin Thomas, 2013-16

CAREER [MIN. 100 COMPLETIONS]

18.9 – Joshua Nesbitt, 2007-10;
Tevin Washington, 2009-12

YARDS PER ATTEMPT

SEASON [MIN. 100 ATTEMPTS]

11.01 – Tevin Washington, 2011

CAREER [MIN. 500 ATTEMPTS]

8.94 – Justin Thomas, 2013-16

CAREER [MIN. 300 ATTEMPTS]

9.60 – Tevin Washington, 2009-12

COMPLETION PERCENTAGE

GAME

.880 – Joe Hamilton vs. Florida State, 1999 (22-25)

SEASON [MIN. 75 ATTEMPTS]

.666 – Joe Hamilton, 1999

CAREER [MIN. 150 ATTEMPTS]

.633 – George Godsey, 1998-01

PASS EFFICIENCY RATING

GAME [MIN. 15 ATTEMPTS]

309.8 – George Godsey vs. Navy, 2001

GAME [MIN. 10 ATTEMPTS]

312.8 – Tevin Washington vs. W. Carolina, 2011

SEASON

175.0 – Joe Hamilton, 1999

CAREER

148.2 – Joe Hamilton, 1996-99

LONGEST PASS

GAME

96 – Joe Hamilton (to Charlie Rogers) vs. UCF, 1996

RECEIVING

RECEPTIONS

GAME

14 – John Sias vs. Navy, 1968;
Steve Harkey vs. South Carolina, 1970;
Robert Lavette vs. Notre Dame, 1981;
Kelly Campbell vs. Clemson, 2000

SEASON

78 – Jonathan Smith, 2003

CAREER

195 – Kelly Campbell, 1998-2001

YARDS

GAME

243 – Dez White vs. Virginia, 1998

SEASON

1,202 – Calvin Johnson, 2006

CAREER

2,927 – Calvin Johnson, 2004-06

TOUCHDOWNS

GAME

4 – Buck Martin vs. Auburn, 1951

SEASON

15 – Calvin Johnson, 2006

CAREER

28 – Calvin Johnson, 2004-06



INDIVIDUAL RECORDS

YARDS PER RECEPTION**SEASON** [MIN. 25 RECEPTIONS]

29.3 – Stephen Hill, 2011

CAREER [MIN. 50 RECEPTIONS]

20.4 – Dez White, 1997-99

LONGEST RECEPTION**GAME**

96 – Charlie Rogers (from Joe Hamilton) vs. UCF, 1996

TOTAL OFFENSE**MOST PLAYS****GAME**

68 – Larry Good vs. Tennessee, 1968

SEASON

489 – Reggie Ball, 2003

CAREER

1,858 – Reggie Ball, 2003-06

YARDS**GAME**

477 – George Godsey vs. Virginia, 2001

SEASON

3,794 – Joe Hamilton, 1999

CAREER

10,640 – Joe Hamilton, 1996-99

YARDS PER GAME**SEASON**

344.9 – Joe Hamilton, 1999

CAREER

247.4 – Joe Hamilton, 1996-99

YARDS PER PLAY**SEASON**

8.27 – Joe Hamilton, 1999

CAREER

6.99 – Joe Hamilton, 1996-99

TOUCHDOWN RESPONSIBILITY**GAME**5 – Eddie McAshan vs. Rice, 1972;
Joe Hamilton vs. Florida State, 1999;
Joe Hamilton vs. Clemson, 1999;
Vad Lee vs. Duke, 2013;
Justin Thomas vs. Georgia Southern, 2014;
TaQuon Marshall vs. Tennessee, 2017**SEASON**

35 – Joe Hamilton, 1999

CAREER

83 – Joe Hamilton, 1996-99

ALL-PURPOSE YARDS**GAME**

367 – Eddie Lee Ivery vs. Air Force, 1978

SEASON

1,879 – Eddie Lee Ivery, 1978

CAREER

5,393 – Robert Lavette, 1981-84

SCORING**POINTS SCORED****GAME**

30 – TaQuon Marshall vs. Tennessee, 2017

SEASON

120 – Tevin Washington, 2012

CAREER

337 – Harrison Butker, 2013-16

TOUCHDOWNS**GAME**

5 – TaQuon Marshall vs. Tennessee, 2017

SEASON

20 – Tevin Washington, 2012

CAREER

46 – Robert Lavette, 1981-84

DEFENSIVE TOUCHDOWNS**GAME**

2 – Rick Lewis vs. Tulane, 1970

SEASON

3 – Jeff Ford, 1969; Jerrard Tarrant, 2009

CAREER

4 – Jeff Ford, 1969-71

TWO-POINT CONVERSIONS**GAME**2 – Joel Stevenson vs. Duke, 1968;
Kerry Watkins vs. Wake Forest, 1999**SEASON**2 – Joel Stevenson, 1968;
Kenny Bounds, 1968;
Joe Hamilton, 1998;
Kerry Watkins, 1999**CAREER**

3 – Kerry Watkins, 1999-02

KICKING**POINTS BY KICKING****GAME**

17 – Ron Rice vs. Citadel, 1982

SEASON

106 – Travis Bell, 2007

CAREER

337 – Harrison Butker, 2013-16

PATs ATTEMPTED**GAME**

10 – Luke Manget vs. Navy, 2001

SEASON

66 – Harrison Butker, 2014

CAREER

210 – Luke Manget, 1999-2002

PATs MADE**GAME**

10 – Luke Manget vs. Navy, 2001

SEASON

65 – Harrison Butker, 2014

CAREER

208 – Harrison Butker, 2013-16

CONSECUTIVE PATs MADE**SEASON**

56 – Justin Moore, 2011

CAREER

160 – Luke Manget, 1999-2002

PAT PERCENTAGE**SEASON**1.000 – multiple times, most recently by:
Wesley Wells [39-of-39], 2018**CAREER**1.000 – Luke Manget, 1999-2002 [160-of-160];
Travis Bell, 2004-07 [138-of-138]**FIELD GOALS ATTEMPTED****GAME**

7 – Luke Manget vs. NC State, 2001

SEASON

28 – Luke Manget, 2001; Travis Bell, 2007

CAREER

88 – Scott Sisson, 1989-92

FIELD GOALS MADE**GAME**

5 – Ron Rice vs. The Citadel, 1982

SEASON

23 – Travis Bell, 2007

CAREER

61 – Travis Bell, 2004-07

FIELD GOALS PERCENTAGE**SEASON**

1.000 – Wesley Wells, 2018 (9-9)

CAREER

.743 – Scott Blair, 2007-10 (41-56)

LONGEST FIELD GOAL MADE**GAME**

55 – E.O. Wheeler vs. VMI, 1973; Ron Rice vs. The Citadel, 1982; David Bell vs. Georgia, 1986

LONGEST FIELD GOAL ATTEMPTED**GAME**

64 – Ron Rice vs. Auburn, 1982

PUNTING**MOST PUNTS****GAME**

13 – Pressley Harvin III vs. Georgia, 2019

HISTORIC

21 – Hawk Cavette vs. Florida, 1938

SEASON

88 – Jeff Pierce, 1980

CAREER

252 – Jeff Pierce, 1978-81

YARDS
GAME

587 – Pressley Harvin III vs. Georgia, 2019

SEASON

3,609 – Jeff Pierce, 1980

CAREER

10,271 – Jeff Pierce, 1978-81

YARDS PER PUNT
GAME [MIN. 3 PUNTS]

60.0 – Durant Brooks vs. North Carolina, 2007

GAME [MIN. 2 PUNTS]

65.5 – Michael Kelley vs. Alabama, 1979

SEASON [MIN. 35 PUNTS]

45.64 – Rodney Williams, 1997

CAREER [MIN. 75 PUNTS]

45.31 – Durant Brooks, 2006-07

LONGEST PUNT
GAME

80 – Michael Kelley vs. Alabama, 1979

HISTORIC

85 – Buck Flowers vs. Davidson, 1920

RETURNS
KICKOFF RETURNS
GAME

7 – five times

SEASON

37 – Orwin Smith, 2009

CAREER

94 – Drew Hill, 1975-78

KICKOFF RETURN YARDS
GAME

230 – Jamal Golden vs. North Carolina, 2012 (7 ret)

SEASON

888 – Orwin Smith, 2009

CAREER

2,357 – Drew Hill, 1975-78

KICKOFF RETURN TOUCHDOWNS
GAME

1 – 16 times, most recently:

Lamont Simmons at Miami (Fla.), 2017

SEASON

2 – Drew Hill, 1978; Jamal Golden, 2012; Juanyeh Thomas, 2018

CAREER

2 – Drew Hill, 1975-78; Gary Lee, 1983-86; Dez White, 1997-99; Jamal Golden, 2011-15

YARDS PER KICKOFF RETURN
GAME [MIN. 2 RETURNS]

58.5 – Drew Hill vs. Georgia, 1978

SEASON [MIN. 10 RETURNS]

30.0 – Drew Hill, 1978

CAREER [MIN. 15 RETURNS]

25.4 – Drew Hill, 1975-78

LONGEST KICKOFF RETURN
GAME

100 – Drew Hill vs. Georgia, 1978;

Dez White vs. Maryland, 1998;

Jamal Golden vs. North Carolina, 2012;

Juanyeh Thomas vs. Georgia, 2018

HISTORIC

102 – Dewey Scarborough vs. Georgetown, 1919

PUNT RETURNS
GAME

9 – Kelley Rhino vs. The Citadel, 2001

SEASON

48 – Willie Clay, 1991;

Kelley Rhino, 2001

CAREER

112 – Kelley Rhino, 1999-2002

PUNT RETURN YARDS
GAME

149 – Gerry Bussell vs. Auburn, 1962

SEASON

515 – Kelley Rhino, 2001

CAREER

1,135 – Kelley Rhino, 1999-2002

PUNT RETURN TOUCHDOWNS
GAME

1 – several times, most recently:

Jerrard Tarrant vs. Clemson, 2009

SEASON

2 – Jimmy Brown, 1966;

Charlie Rogers, 1998;

Jonathan Smith, 2003;

Jerrard Tarrant, 2009

CAREER

3 – Jimmy Brown, 1965-67

YARDS PER PUNT RETURN
GAME [MIN. 2 RETURNS]

68.0 – Randy Rhino vs. South Carolina, 1972

SEASON [MIN. 10 RETURNS]

22.6 – Jimmy Brown, 1965

CAREER [MIN. 25 RETURNS]

15.2 – Charlie Rogers, 1995-99

LONGEST PUNT RETURN
GAME

95 – Randy Rhino vs. South Carolina, 1972

DEFENSE
INTERCEPTIONS
GAME

3 – Bobby Moorhead vs. Auburn, 1952;

Bubba Hoats vs. Georgia, 1969;

Randy Rhino vs. Rice, 1972;

Ken Swilling vs. Boston College, 1989;

Brian Wilkins vs. Florida State, 1996

HISTORIC

3 – Howard Ector vs. Vanderbilt, 1937

SEASON

9 – Jeff Ford, 1969; Willie Clay, 1991

CAREER

16 – Willie Clay, 1988-91

INTERCEPTION RETURN YARDS
GAME

100 – Jeff Ford vs. Notre Dame, 1969

SEASON

257 – Jeff Ford, 1969

CAREER

320 – Jeff Ford, 1969-71

INTERCEPTION RETURNS FOR TD
SEASON

3 – Jeff Ford, 1969 (TIED NCAA RECORD)

CAREER

4 – Jeff Ford, 1969-71

TACKLES
GAME

By Linebacker: 28 – Eric Wilcox vs. Georgia, 1967

By Down Lineman: 20 – John Battle vs. Duke, 1964

By Defensive Back: 19 – Danny Rhino vs. Virginia, 1974;

Cleve Pounds vs. Auburn, 1984;

Cleve Pounds vs. NC State, 1984;

Ken Swilling vs. Virginia, 1989

SEASON

By Linebacker: 188 – Joe Harris, 1974

By Down Lineman: 112 – John Battle, 1965

By Defensive Back: 114 – Cleve Pounds, 1984

CAREER

By Linebacker: 467 – Keith Brooking, 1994-97

By Down Lineman: 271 – Franklin Brooks, 1952-55

By Defensive Back: 283 – Isaiah Johnson, 2010-14

TACKLES FOR LOSS
GAME

7 – Pat Swilling vs. NC State, 1985

SEASON

24 – Eric Henderson, 2003

CAREER

59.5 – Eric Henderson, 2002-05

SACKS
GAME

7 – Pat Swilling vs. NC State, 1985

SEASON

15 – Pat Swilling, 1985

CAREER

31.5 – Jeremiah Attaochu, 2010-13


FUMBLES FORCED
GAME

2 – 10 times, most recently: Anree Saint-Amour at Louisville, 2018

FUMBLES RECOVERED
GAME

2 – 18 times, most recently: Charlie Thomas at Louisville, Oct. 5, 2018

RUSHING



Robert Lavette

RUSHING YARDS CAREER

PLAYER	YEARS	YDS
1. Robert Lavette	1981-84	4,066
2. Jerry Mays	1985-89	3,699
3. Eddie Lee Ivery	1975-78	3,517
4. Tashard Choice	2005-07	3,365
5. P.J. Daniels	2002-05	3,346
6. Jonathan Dwyer	2007-09	3,226
7. Joshua Nesbitt	2007-10	2,806
8. Joe Burns	1998-01	2,634
9. Justin Thomas	2013-16	2,412
10. C.J. Williams	1994-96	2,365
11. David Sims	1974-76	2,274
12. David Sims	2010-13	2,252
13. Tevin Washington	2009-12	2,225
14. TaQuon Marshall	2015-18	2,189
15. Zach Laskey	2011-14	2,033
16. William Bell	1989-93	2,026
17. Anthony Allen	2009-10	1,934
18. Roddy Jones	2008-11	1,846
19. Orwin Smith	2009-12	1,839
20. Leon Hardeman	1951-53	1,794
21. Ronny Cone	1979-83	1,777
22. Joe Hamilton	1996-99	1,758
23. Lenny Snow	1965-67	1,743
24. Bill Teas	1951-54	1,689
25. Jimmy Lincoln	1991-94	1,601
26. Cory Collier	1983-86	1,590
27. Malcolm King	1984-87	1,576
28. Jordan Mason	2018-pres.	1,558
29. Bobby North	1947-50	1,505
30. Reggie Ball	2003-06	1,451
31. Brent Cunningham	1969-71	1,446
32. Charles Wiley	1995-98	1,431
33. Greg Horne	1971-73	1,425
34. Synjyn Days	2011-14	1,396
35. Glenn Turner	1951-53	1,329
36. Sean Gregory	1998-01	1,290
37. Charlie Rogers	1995-98	1,287
38. Clinton Lynch	2014-18	1,287
39. Phillip Rogers	1995-99	1,264
40. Rodney Lee	1977-79	1,250
41. Robert Godhigh	2010-13	1,191
42. KirVonte Benson	2016-18	1,169
43. Adrian Rucker	1974-77	1,162

Bucky Shamburger	1975-78	1,162
45. Tobias Oliver	2018-pres.	1,155
46. Michael Smith	1991-94	1,083
47. Vad Lee	2012-13	1,057
48. Dorsey Levens	1992-93	1,036
49. Embry Peeples	2008-11	1,035
50. Pat Moriarty	1973-77	1,007

SEASON

PLAYER	YEAR	YDS
1. Eddie Lee Ivery	1978	1,562
2. Tashard Choice	2006	1,473
3. P.J. Daniels	2003	1,447
4. Jonathan Dwyer	2008	1,395
Jonathan Dwyer	2009	1,395
6. Tashard Choice	2007	1,379
7. Jerry Mays	1989	1,349
8. Anthony Allen	2010	1,316
9. Robert Lavette	1982	1,208
10. Robert Lavette	1984	1,189
11. Joe Burns	2001	1,165
12. TaQuon Marshall	2017	1,146
13. C.J. Williams	1995	1,138
14. Justin Thomas	2014	1,086
15. KirVonte Benson	2017	1,053
16. Joshua Nesbitt	2009	1,037
17. Tevin Washington	2011	987

ATTEMPTS

PLAYER	YEARS	ATT
1. Robert Lavette	1981-84	914
2. P.J. Daniels	2002-05	707
3. Jerry Mays	1985-89	695
4. Tashard Choice	2005-07	675
5. Joshua Nesbitt	2005-07	653
6. Joe Burns	1998-2001	614
7. Eddie Lee Ivery	1975-78	609
8. Tevin Washington	2009-12	542
9. C.J. Williams	1994-96	539
10. Jonathan Dwyer	2007-09	517
11. Justin Thomas	2013-16	505
12. Joe Hamilton	1996-99	501
13. Reggie Ball	2003-06	495
14. TaQuon Marshall	2015-18	478
15. Lenny Snow	1965-67	445

16. David Sims	2010-13	438
17. William Bell	1989-93	418
18. Shawn Jones	1989-92	392
19. Zach Laskey	2011-14	388
20. Ronny Cone	1979-83	381

SEASON

PLAYER	YEAR	ATT
1. Tashard Choice	2006	297
2. P.J. Daniels	2003	283
3. Joe Burns	2001	282
4. Robert Lavette	1982	280
5. Joshua Nesbitt	2009	279
6. Eddie Lee Ivery	1978	267
7. Tashard Choice	2007	261
8. Robert Lavette	1984	260
9. Jerry Mays	1989	249
10. TaQuon Marshall	2017	247

YARDS PER ATTEMPT (MIN. 200 ATTEMPTS)

CAREER

PLAYER	YEARS	AVG
1. Roddy Jones	2008-11	7.59
2. Anthony Allen	2009-10	6.36
3. Jonathan Dwyer	2007-09	6.24
4. David Sims	1974-76	6.00
5. Charlie Rogers	1995-98	5.85
6. Eddie Lee Ivery	1975-78	5.78
7. Bill Teas	1951-54	5.74
8. Synjyn Days	2011-14	5.47
9. Leon Hardeman	1951-53	5.32
Jerry Mays	1985-89	5.32

YARDS PER GAME (MIN. 200 ATTEMPTS)

SEASON

PLAYER	YEAR	AVG
1. Eddie Lee Ivery	1978	142.0
2. Jerry Mays	1989	122.6
3. Tashard Choice	2007	114.9
4. P.J. Daniels	2003	111.3
5. Robert Lavette	1982	109.8
6. Robert Lavette	1984	108.1
7. Jonathan Dwyer	2008	107.3
8. Tashard Choice	2006	105.2
9. TaQuon Marshall	2017	104.2
10. C.J. Williams	1995	103.5

TOUCHDOWNS

CAREER

PLAYER	YEARS	TD
1. Robert Lavette	1981-84	45
2. Tevin Washington	2009-12	38
3. Joshua Nesbitt	1981-84	35
Jonathan Dwyer	2007-09	35
5. Joe Burns	1998-01	31
6. TaQuon Marshall	2015-18	29
7. Tashard Choice	2005-07	28
8. P.J. Daniels	2002-05	23
David Sims	2010-13	23
10. Leon Hardeman	1951-53	22
Eddie Lee Ivery	1975-78	22
Justin Thomas	2013-16	22
13. David Sims	1974-76	21
14. C.J. Williams	1994-96	20
Orwin Smith	2009-12	20



SEASON	PLAYER	YEAR	TD
1.	Tevin Washington	2012	20
2.	Robert Lavette	1982	19
3.	Joshua Nesbitt	2009	18
4.	TaQuon Marshall	2017	17
5.	Robert Lavette	1984	14
	Joe Burns	2001	14
	Jonathan Dwyer	2009	14
	Tevin Washington	2011	14
9.	Sean Gregory	1999	13
10.	Lenry Snow	1966	12
	C.J. Williams	1995	12
	Joe Burns	2000	12
	Tashard Choice	2006	12
	Jonathan Dwyer	2008	12
	Dedrick Mills	2016	12

100-YARD GAMES

CAREER	PLAYER	YEARS	G
1.	Robert Lavette	1981-84	18
	Tashard Choice	2005-07	18
3.	Jonathan Dwyer	2007-09	17
4.	P.J. Daniels	2002-05	16
5.	Jerry Mays	1985-89	15
6.	Eddie Lee Ivery	1975-78	14
7.	Joe Burns	1998-01	11
8.	C.J. Williams	1994-96	10
	TaQuon Marshall	2015-18	10
10.	David Sims	1974-76	8
	Joshua Nesbitt	2007-10	8
	Anthony Allen	2009-10	8

SEASON

PLAYER	YEAR	G	
1.	Tashard Choice	2006	9
	Jonathan Dwyer	2008	9
3.	Eddie Lee Ivery	1978	8
	Tashard Choice	2007	8
5.	Robert Lavette	1982	7
	Jerry Mays	1989	7
	Jonathan Dwyer	2009	7
8.	Robert Lavette	1984	6
	C.J. Williams	1995	6
	Joe Burns	2001	6
	P.J. Daniels	2003	6
	P.J. Daniels	2005	6
	Anthony Allen	2010	6
	TaQuon Marshall	2017	6

CONSECUTIVE 100-YARD GAMES

CAREER	PLAYER	YEARS	G
1.	Tashard Choice	2006-07	9
2.	Eddie Lee Ivery	1978	7
3.	Tony Hollings	2002	4
	P.J. Daniels	2004-05	4
	Jonathan Dwyer	2008	4
	Jonathan Dwyer	2009	4

200-YARD GAMES

CAREER	PLAYER	YEARS	G
1.	Jerry Mays	1985-89	2
	P.J. Daniels	2002-05	2
3.	Brent Cunningham	1969-71	1
	Eddie Lee Ivery	1975-78	1
	Robert Lavette	1981-84	1
	Jimmy Lincoln	1991-94	1
	C.J. Williams	1994-96	1
	Tashard Choice	2005-07	1
	Roddy Jones	2008-11	1
	TaQuon Marshall	2015-18	1

RUSHING YARDS BY QUARTERBACK

CAREER	PLAYER	YEARS	YDS
1.	Josh Nesbitt	2007-10	2,806
2.	Justin Thomas	2013-16	2,412
3.	Tevin Washington	2009-12	2,225
4.	TaQuon Marshall	2015-18	2,131
5.	Joe Hamilton	1996-99	1,758
6.	Reggie Ball	2003-06	1,451
7.	Tobias Oliver	2018-pres.	1,136
8.	Vad Lee	2012-13	1,057
9.	Danny Myers	1973-75	921
10.	Shawn Jones	1989-92	855

SEASON

PLAYER	YEAR	YDS	
1.	TaQuon Marshall	2017	1,146
2.	Justin Thomas	2014	1,086
3.	Joshua Nesbitt	2009	1,037
4.	Tevin Washington	2011	987
5.	TaQuon Marshall	2018	971
6.	Tobias Oliver	2018	876
7.	Joshua Nesbitt	2010	737
8.	Joe Hamilton	1999	734
9.	Joshua Nesbitt	2008	693
10.	Tevin Washington	2012	684

RUSHING TOUCHDOWNS BY QUARTERBACK

CAREER	PLAYER	YEARS	TD
1.	Tevin Washington	2009-12	38
2.	Joshua Nesbitt	2007-10	35
3.	TaQuon Marshall	2015-18	29
4.	Justin Thomas	2013-16	22
5.	Shawn Jones	1989-92	19
6.	Joe Hamilton	1996-99	18
7.	Vad Lee	2012-13	17
8.	Billy Lothridge	1961-63	15
9.	Danny Myers	1973-75	14
10.	Tobias Oliver	2018-pres.	13

SEASON

PLAYER	YEAR	TD	
1.	Tevin Washington	2012	20
2.	Josh Nesbitt	2009	18
3.	TaQuon Marshall	2017	17
4.	Tevin Washington	2011	14
5.	Tobias Oliver	2018	11
6.	Josh Nesbitt	2009	10
7.	Billy Lothridge	1962	9
	Vad Lee	2012	9
9.	Vad Lee	2013	8
	Justin Thomas	2014	8


YEAR-BY-YEAR LEADERS

YEAR	PLAYER	YDS
1950	Bobby North	663
1951	Leon Hardeman	647
1952	Bill Teas	825
1953	Bill Teas	610
1954	Jimmy Thompson	442
1955	George Volkert	583
1956	Ken Owen	497
1957	Lester Simerville	275
1958	Floyd Faucette	473

TOP SINGLE-GAME RUSHING DUO			
YARDS	DUO	OPPONENT	DATE
429	Eddie Lee Ivery (356) / Darish Davis (73)	vs. Air Force	Nov. 11, 1978
TOP SINGLE-SEASON RUSHING DUOS			
DUO	YEAR	YARDS	
1.	Jonathan Dwyer (1,395) / Joshua Nesbitt (1,037)	2009	2,432
2.	TaQuon Marshall (1,146) / Kir/Vonte Benson (1,053)	2017	2,199
3.	Jonathan Dwyer (1,395) / Joshua Nesbitt (693)	2008	2,088
4.	Anthony Allen (1,316) / Joshua Nesbitt (737)	2010	2,053
5.	Justin Thomas (1,086) / Synjyn Days (924)	2014	2,010
TOP SINGLE-SEASON RUSHING TRIOS			
TRIO	YEAR	YARDS	
1.	J. Dwyer (1,395) / J. Nesbitt (1,037) / A. Allen (618)	2009	3,050
2.	Justin Thomas (1,086) / Synjyn Days (924) / Zach Laskey (851)	2014	2,861
3.	Jonathan Dwyer (1,395) / Josh Nesbitt (693) / Roddy Jones (690)	2008	2,778
4.	Anthony Allen (1,316) / Josh Nesbitt (737) / Orwin Smith (516)	2010	2,569
5.	TaQuon Marshall (971) / Tobias Oliver (876) / Jordan Mason (659)	2018	2,506
6.	TaQuon Marshall (1,146) / Kir/Vonte Benson (1,053) / Nathan Cottrell (271)	2017	2,470
7.	Tevin Washington (987) / David Sims (698) / Orwin Smith (615)	2011	2,329
8.	Bill Teas (788) / Windle Hardeman (776) / Glenn Turner (672)	1952	2,236
9.	T. Choice (1,379) / J. Dwyer (436) / J. Nesbitt (339)	2007	2,154
10.	David Sims (884) / Robert Godhigh (744) / Vad Lee (513)	2013	2,141

INDIVIDUAL • CAREER/SEASON LEADERS

1959	Floyd Faucette	330
1960	Chick Graning	315
1961	Mike McNames	350
1962	Billy Lothridge	478
1963	Ray Mendheim	427
1964	Johnny Gresham	437
1965	Lenny Snow	597
1966	Lenny Snow	761
1967	Lenny Snow	385
1968	Kenny Bounds	188
1969	Brent Cunningham	459
1970	Brent Cunningham	740
1971	Greg Horne	500
1972	Greg Horne	558
1973	Cleo Johnson	451
1974	David Sims	881
1975	David Sims	590
1976	David Sims	803
1977	Eddie Lee Ivery	900
1978	Eddie Lee Ivery	1,562
1979	Ronny Cone	617
1980	David Allen	466
1981	Robert Lavette	866
1982	Robert Lavette	1,208
1983	Robert Lavette	803
1984	Robert Lavette	1,189
1985	Cory Collier	606
1986	Jerry Mays	842
1987	Malcolm King	383
1988	Jerry Mays	942
1989	Jerry Mays	1,349
1990	William Bell	891
1991	Jimmy Lincoln	913
1992	Michael Smith	336
1993	Dorsey Levens	823
1994	C.J. Williams	564
1995	C.J. Williams	1,138
1996	C.J. Williams	663
1997	Charles Wiley	567
1998	Joe Burns	474
1999	Sean Gregory	837
2000	Joe Burns	908
2001	Joe Burns	1,165
2002	Tony Hollings	633
2003	P.J. Daniels	1,447
2004	P.J. Daniels	714
2005	P.J. Daniels	930
2006	Tashard Choice	1,473
2007	Tashard Choice	1,379
2008	Jonathan Dwyer	1,395
2009	Jonathan Dwyer	1,395
2010	Anthony Allen	1,316
2011	Tevin Washington	986
2012	Zach Laskey	697
2013	David Sims	884
2014	Justin Thomas	1,086
2015	Marcus Marshall	654
2016	Dedrick Mills	771
2017	TaQuon Marshall	1,146
2018	TaQuon Marshall	971
2019	Jordan Mason	899



PASSING

PASSING YARDS CAREER

PLAYER	YEARS	YDS
1. Joe Hamilton	1996-99	8,882
2. Shawn Jones	1989-92	8,441
3. Reggie Ball	2003-06	8,128
4. George Godsey	1998-01	6,137
5. Mike Kelley	1978-81	5,249
6. Justin Thomas	2013-16	4,754
7. John Dewberry	1983-85	4,193
8. Eddie McAshan	1970-72	4,080
9. Tevin Washington	2009-12	3,312
10. Josh Nesbitt	2007-10	3,276
11. Donnie Davis	1992-95	3,261
12. Taylor Bennett	2005-07	2,804
13. Kim King	1965-67	2,763
14. A.J. Suggs	2002-03	2,422
15. Billy Lothridge	1961-63	2,394
16. Rick Strom	1983-87	2,199
17. Vad Lee	2012-13	2,157
18. Jim Bob Taylor	1981-82	2,136
19. Tommy Luginbill	1994	2,128
20. Larry Good	1966-68	2,052

SEASON

PLAYER	YEAR	YDS
1. George Godsey	2001	3,085
2. Joe Hamilton	1999	3,060
3. George Godsey	2000	2,906
4. Shawn Jones	1992	2,397
5. Joe Hamilton	1997	2,314
6. Shawn Jones	1991	2,288
7. A.J. Suggs	2002	2,242
8. Joe Hamilton	1998	2,166
9. Reggie Ball	2005	2,165
10. Reggie Ball	2004	2,147
11. Taylor Bennett	2007	2,136
12. Tommy Luginbill	1994	2,128
13. Mike Kelley	1979	2,051
14. Shawn Jones	1990	2,008
15. Reggie Ball	2003	1,996
16. John Dewberry	1984	1,846
17. Jim Bob Taylor	1982	1,839
18. Reggie Ball	2006	1,820
19. Eddie McAshan	1972	1,756
20. Shawn Jones	1989	1,748

COMPLETIONS CAREER

PLAYER	YEARS	CMP
1. Reggie Ball	2003-06	662
2. Shawn Jones	1989-92	652
3. Joe Hamilton	1996-99	629
4. George Godsey	1998-01	484
5. Mike Kelley	1978-81	391
6. Eddie McAshan	1970-72	360
7. John Dewberry	1983-85	310
8. Donnie Davis	1992-95	270
9. Justin Thomas	2013-16	259
10. Kim King	1965-67	243

SEASON

PLAYER	YEAR	CMP
1. George Godsey	2001	249
2. George Godsey	2000	222
3. A.J. Suggs	2002	208
4. Joe Hamilton	1999	203
5. Shawn Jones	1992	190
6. Tommy Luginbill	1994	182
Reggie Ball	2005	182
8. Reggie Ball	2003	181
9. Shawn Jones	1991	178
10. Joe Hamilton	1997	173

ATTEMPTS CAREER

PLAYER	YEARS	ATT
1. Reggie Ball	2003-06	1,363
2. Shawn Jones	1989-92	1,217
3. Joe Hamilton	1996-99	1,020
4. Mike Kelley	1978-81	785
5. George Godsey	1998-01	765
6. Eddie McAshan	1970-72	698
7. John Dewberry	1983-85	533
8. Justin Thomas	2013-16	532
9. Donnie Davis	1992-95	478
10. Kim King	1965-67	460



SEASON

PLAYER	YEAR	ATT
1. George Godsey	2001	384
2. Reggie Ball	2005	379
3. A.J. Suggs	2002	363
4. Shawn Jones	1992	362
5. Reggie Ball	2003	350
6. George Godsey	2000	349
7. Shawn Jones	1991	339
8. Reggie Ball	2004	330
9. Tommy Luginbill	1994	327
Taylor Bennett	2007	327

SEASON

PLAYER	YEAR	TD
1. Joe Hamilton	1999	29
2. George Godsey	2000	23
3. Reggie Ball	2006	20
4. George Godsey	2001	18
Justin Thomas	2014	18
6. Joe Hamilton	1998	17
7. Eddie McAshan	1972	16
Reggie Ball	2004	16
9. Frank Broyles	1944	15
Shawn Jones	1992	15

1972	Eddie McAshan	1,756
1973	Jim Stevens	1,481
1974	Rudy Allen	357
1975	Danny Myers	272
1976	Gary Lanier	290
1977	Gary Lanier	182
1978	Mike Kelley	1,479
1979	Mike Kelley	2,051
1980	Mike Kelley	832
1981	Mike Kelley	887
1982	Jim Bob Taylor	1,839
1983	John Dewberry	790
1984	John Dewberry	1,846
1985	John Dewberry	1,557
1986	Rick Strom	1,011
1987	Darrell Gast	1,104
1988	Todd Rampley	1,579
1989	Shawn Jones	1,748
1990	Shawn Jones	2,008
1991	Shawn Jones	2,288
1992	Shawn Jones	2,397
1993	Donnie Davis	1,739
1994	Tommy Luginbill	2,128
1995	Donnie Davis	1,462
1996	Joe Hamilton	1,342
1997	Joe Hamilton	2,314
1998	Joe Hamilton	2,166
1999	Joe Hamilton	3,060
2000	George Godsey	2,906
2001	George Godsey	3,085
2002	A.J. Suggs	2,242
2003	Reggie Ball	1,996
2004	Reggie Ball	2,147
2005	Reggie Ball	2,165
2006	Reggie Ball	1,820
2007	Taylor Bennett	2,136
2008	Joshua Nesbitt	808
2009	Joshua Nesbitt	1,701
2010	Joshua Nesbitt	674
2011	Tevin Washington	1,652
2012	Tevin Washington	1,222
2013	Vad Lee	1,561
2014	Justin Thomas	1,719
2015	Justin Thomas	1,345
2016	Justin Thomas	1,559
2017	TaQuon Marshall	927
2018	TaQuon Marshall	900
2019	James Graham	1,164

COMPLETION PERCENTAGE

CAREER (MINIMUM 100 COMPLETIONS)

PLAYER	YEARS	PCT
1. George Godsey	1998-01	.633
2. Joe Hamilton	1996-99	.617
3. John Dewberry	1983-85	.582
4. A.J. Suggs	2002-03	.576
5. Donnie Davis	1992-95	.564
6. Tommy Luginbill	1994	.557
7. Jim Bob Taylor	1981-82	.551
8. Jim Stevens	1972-73	.550
9. Jimmy Southard	1947-49	.547
10. Darrell Crawford	1949-51	.536
Shawn Jones	1989-92	.536

PASSING EFFICIENCY

CAREER (MINIMUM 100 ATTEMPTS)

PLAYER	YEARS	EFF
1. Joe Hamilton	1996-99	148.2
2. George Godsey	1998-01	143.6
3. Tevin Washington	2009-12	142.8
4. Justin Thomas	2013-16	141.8
5. Toppo Vann	1953-56	134.6
6. Vad Lee	2012-13	132.9
7. Jimmy Southard	1947-49	129.2
8. Shawn Jones	1989-92	125.6
9. John Dewberry	1983-85	125.5
10. TaQuon Marshall	2015-18	122.9

SEASON (MINIMUM 50 COMPLETIONS)

PLAYER	YEAR	PCT
1. Joe Hamilton	1999	.666
2. George Godsey	2001	.648
3. Joe Hamilton	1997	.646
4. George Godsey	2000	.636
5. John Dewberry	1984	.612
6. Pepper Rodgers	1953	.600
7. Kim King	1965	.586
8. Jim Bob Taylor	1982	.582
9. Shawn Jones	1990	.580
10. Donnie Davis	1993	.578

SEASON (MINIMUM 50 ATTEMPTS)

PLAYER	YEAR	EFF
1. Joe Hamilton	1999	175.0
2. Justin Thomas	2016	157.0
3. Tevin Washington	2011	155.4
4. Justin Thomas	2014	153.9
5. George Godsey	2000	151.9
6. Vad Lee	2012	150.5
7. Joshua Nesbitt	2009	148.7
8. Tevin Washington	2012	147.4
9. Joe Hamilton	1997	146.6
10. John Dewberry	1984	144.4

TOUCHDOWN PASSES

CAREER

PLAYER	YEARS	TD
1. Joe Hamilton	1996-99	65
2. Reggie Ball	2003-06	57
3. Shawn Jones	1989-92	51
4. George Godsey	1998-01	41
5. Justin Thomas	2013-16	40
6. Eddie McAshan	1970-72	32
7. John Dewberry	1983-85	27
8. Mike Kelley	1978-81	23
9. Donnie Davis	1992-95	22
10. Frank Broyles	1943-46	21
Tevin Washington	2009-12	21

YEAR-BY-YEAR LEADERS

PASSING YARDS

YEAR	PLAYER	YDS
1950	Darrell Crawford	546
1951	Darrell Crawford	1,237
1952	Bill Brigman	794
1953	Pepper Rodgers	643
1954	Bill Brigman	573
1955	Toppo Vann	270
1956	Toppo Vann	446
1957	Fred Braselton	486
1958	Fred Braselton	319
1959	Fred Braselton	368
1960	Stan Gann	523
1961	Stan Gann	450
1962	Billy Lothridge	1,006
1963	Billy Lothridge	1,017
1964	Jerry Priestley	441
1965	Kim King	1,331
1966	Kim King	690
1967	Kim King	742
1968	Larry Good	1,337
1969	Jack Williams	358
1970	Eddie McAshan	1,138
1971	Eddie McAshan	1,186

RECEIVING



Calvin Johnson

RECEPTIONS CAREER

PLAYER	YEARS	REC
1. Kelly Campbell	1998-01	195
2. Calvin Johnson	2004-06	178
3. Jonathan Smith	2000-03	174
4. Kerry Watkins	1999-02	171
5. Harvey Middleton	1994-97	165
6. Will Glover	1999-02	122
7. Jerry Mays	1985-89	115
Bobby Rodriguez	1989-92	115
9. Robert Lavette	1981-84	114
10. *Demaryius Thomas	2007-09	113
11. John Sias	1966-68	110
12. Jimmy Robinson	1972-74	101
13. Derrick Steagall	1993-97	99
14. Greg Lester	1987-91	93
15. Nate Curry	2000-04	92
16. Dez White	1997-99	90
17. Ken Whisenhunt	1980-84	82
18. James Johnson	2005-07	78
19. Emmett Merchant	1988-91	77
20. Joe Burns	1998-01	74
Ricky Jeune	2014-17	74

6. *Demaryius Thomas	2007-09	2,135
7. Dez White	1997-99	1,833
8. John Sias	1966-68	1,727
9. Bobby Rodriguez	1989-92	1,681
10. Derrick Steagall	1993-97	1,639
11. Jimmy Robinson	1972-74	1,633
Greg Lester	1987-91	1,633
13. Ricky Jeune	2014-17	1,492
14. Will Glover	1999-2002	1,316
15. Gary Lee	1983-86	1,299
16. Ken Whisenhunt	1980-84	1,264
17. Stephen Hill	2009-11	1,248
18. James Johnson	2005-07	1,240
19. Nate Curry	2000-04	1,185
20. Emmett Merchant	1988-91	1,125

SEASON

PLAYER	YEAR	YDS
1. Calvin Johnson	2006	1,202
2. Jonathan Smith	2003	1,138
3. Kelly Campbell	1999	1,105
4. Kerry Watkins	2002	1,050
5. Dez White	1998	973
6. Kelly Campbell	2000	963
7. *Demaryius Thomas	2009	950
8. John Sias	1968	902
9. Calvin Johnson	2005	888
10. Dez White	1999	860

YARDS PER RECEPTION

CAREER (MINIMUM 50 RECEPTIONS)

PLAYER	YEARS	AVG
1. Dez White	1997-99	20.4
2. Ricky Jeune	2014-17	20.2
3. Gary Lee	1983-86	19.4
4. Drew Hill	1975-78	19.3
5. Jason McGill	1990-92	19.2
6. *Demaryius Thomas	2007-09	18.9
DeAndre Smelter	2013-14	18.9
8. Greg Lester	1987-91	17.6
9. Derrick Steagall	1993-97	16.6
10. Calvin Johnson	2004-06	16.4

SEASON (MINIMUM 25 RECEPTIONS)

PLAYER	YEAR	AVG
1. Stephen Hill	2011	29.3
2. *Demaryius Thomas	2009	25.1
3. Gary Lee	1985	22.2
4. Dez White	1998	21.2
5. Kris Kentera	1979	21.0
6. DeAndre Smelter	2014	20.4
7. Drew Hill	1978	19.6
8. Derrick Steagall	1997	19.5
Dez White	1999	19.5
10. Greg Lester	1991	19.3

TOUCHDOWN RECEPTIONS

CAREER

PLAYER	YEARS	TD
1. Calvin Johnson	2004-06	28
2. Kelly Campbell	1998-2001	24
3. Kerry Watkins	1999-2002	22
4. Buck Martin	1950-52	14
Gary Lee	1983-86	14
Dez White	1997-99	14
7. Jimmy Robinson	1972-74	13
Greg Lester	1987-91	13
Harvey Middleton	1994-97	13
*Demaryius Thomas	2007-09	13

SEASON

PLAYER	YEAR	TD
1. Calvin Johnson	2006	15
2. Kelly Campbell	1999	10
Kelly Campbell	2000	10
4. Jimmy Robinson	1972	9
Dez White	1998	9
6. Buck Martin	1951	8
7. Craig Baynham	1965	7
Harvey Middleton	1997	7
Calvin Johnson	2004	7
DeAndre Smelter	2014	7
Ahmarean Brown	2019	7

100-YARD GAMES

CAREER

PLAYER	YEARS	G
1. Calvin Johnson	2004-06	13
2. Harvey Middleton	1994-96	10
Kelly Campbell	1998-2001	10
4. Dez White	1997-99	8
5. John Sias	1966-68	7
Jonathan Smith	2000-03	7
7. Demaryius Thomas	2007-09	6
8. Derrick Steagall	1993-97	5
Kerry Watkins	1999-2002	5
10. Jimmy Robinson	1972-74	4
DeAndre Smelter	2013-14	4

SEASON

PLAYER	YEAR	G
1. Calvin Johnson	2006	7
2. Jonathan Smith	2003	6
Harvey Middleton	1997	6
4. John Sias	1968	5
5. Dez White	1998	4
Dez White	1999	4
Kelly Campbell	1999	4
DeAndre Smelter	2014	4

RECEIVING YARDS

CAREER

PLAYER	YEARS	YDS
1. Calvin Johnson	2004-06	2,927
2. Kelly Campbell	1998-2001	2,907
3. Kerry Watkins	1999-2002	2,680
4. Harvey Middleton	1994-96	2,291
5. Jonathan Smith	2000-03	2,238



CONSECUTIVE GAMES WITH RECEPTION

CAREER	PLAYER	YEARS	G
1.	Harvey Middleton	1994-97	40
2.	Kelly Campbell	1999-01	32
3.	Calvin Johnson	2004-06	30
4.	Kerry Watkins	2000-02	29
	*Demaryius Thomas	2008-09	29
6.	Robert Lavette	1981-83	27
7.	Jerry Mays	1986-89	24
	Dez White	1997-99	24
9.	John Sias	1967-68	20
	Marlon Heggs	1979-80	20

RECEPTIONS BY TWO PLAYERS COMBINED

GAME
 22 – William Glover (13)
 Kerry Watkins (9) at Virginia, Nov. 10, 2001

RECEIVING YARDS BY TWO PLAYERS COMBINED

GAME
 333 – William Glover (172),
 Kerry Watkins (161)
 at Virginia, Nov. 10, 2001

YEAR-BY-YEAR LEADERS

YEAR	PLAYER	YDS
1950	John Weigle	368
1951	Buck Martin	566
1952	Buck Martin	398
1953	Sam Hensley	244
1954	Bill Sennett	296
1955	George Volkert	171
1956	Stan Flowers	141
1957	Jerome Green	86
1958	Fred Murphy	143
1959	Fred Murphy	145
1960	Chick Graning	158
1961	Billy Martin	233
1962	Billy Martin	323
1963	Billy Martin	221
1964	Johnny Gresham	290
1965	Craig Baynham	368
1966	Steve Almond	265
1967	John Sias	671
1968	John Sias	902
1969	Herman Lam	273
1970	Larry Studdard	355
1971	Mike Oven	361
1972	Jimmy Robinson	812
1973	Jimmy Robinson	597
1974	Jimmy Robinson	224
1975	Steve Raible	277
1976	John Steele	233
1977	Drew Hill	102
1978	Drew Hill	708
1979	Kris Kentera	526
1980	Marlon Heggs	483
1981	Robert Lavette	307
1982	Robert Lavette	286
1983	Ken Whisenhunt	244
1984	Ken Whisenhunt	517

1985	Gary Lee	645
1986	Gary Lee	386
1987	Greg Lester	593
1988	Jerry Mays	338
1989	Bobby Rodriguez	296
1990	Bobby Rodriguez	493
1991	Greg Lester	676
1992	Bobby Rodriguez	621
1993	Omar Cassidy	395
1994	Charlie Simmons	587
1995	Harvey Middleton	444
1996	Harvey Middleton	804
1997	Harvey Middleton	839
1998	Dez White	973
1999	Kelly Campbell	1,105
2000	Kelly Campbell	963
2001	Kelly Campbell	708
2002	Kerry Watkins	1,050
2003	Jonathan Smith	1,138
2004	Calvin Johnson	837
2005	Calvin Johnson	888
2006	Calvin Johnson	1,202
2007	Greg Smith	588
2008	Demaryius Thomas	627
2009	Demaryius Thomas	1,154
2010	Stephen Hill	291
2011	Stephen Hill	820
2012	Orwin Smith	288
2013	Robert Godhigh	471
2014	DeAndre Smelter	715
2015	Ricky Jeune	520
2016	Clinton Lynch	490
2017	Ricky Jeune	545
2018	Brad Stewart	268
2019	Ahmarean Brown	396

* - Per NCAA sanctions, Demaryius Thomas' statistics from the final three games of the 2009 season are not included in these records (7 receptions, 204 yards, 2 touchdowns)

TOTAL OFFENSE

TOTAL YARDS

CAREER	PLAYER	YEARS	YDS
1.	Joe Hamilton	1996-99	10,640 (1,758 rush, 8,882 pass)
2.	Reggie Ball	2003-06	9,579 (1,451 rush, 8,128 pass)
3.	Shawn Jones	1989-92	9,296 (855 rush, 8,441 pass)
4.	Justin Thomas	2013-16	7,166 (2,412 rush, 4,754 pass)
5.	George Godsey	1998-01	6,125 (-12 rush, 6,137 pass)
6.	Joshua Nesbitt	2007-10	6,082 (2,806 rush, 3,276 pass)
7.	Tevin Washington	2009-12	5,537 (2,225 rush, 3,312 pass)
8.	Mike Kelley	1978-81	5,198 (-51 rush, 5,249 pass)
9.	John Dewberry	1983-85	4,823 (630 rush, 4,193 pass)
10.	Eddie McAshan	1970-72	4,262 (182 rush, 4,080 pass)
11.	Robert Lavette	1981-84	4,093 (4,066 rush, 27 pass)
12.	TaQuon Marshall	2015-18	4,025 (2,189 rush, 1,836 pass)
13.	Donnie Davis	1992-95	4,010 (749 rush, 3,261 pass)
14.	Jerry Mays	1985-89	3,757 (3,699 rush, 58 pass)
15.	Eddie Lee Ivery	1975-78	3,570 (3,517 rush, 53 pass)
16.	Tashard Choice	2005-07	3,382 (3,365 rush, 17 pass)
17.	P.J. Daniels	2002-05	3,359 (3,346 rush, 13 pass)
18.	Kim King	1965-67	3,269 (506 rush, 2,763 pass)
19.	Jonathan Dwyer	2007-09	3,226 (3,226 rush, 0 pass)
20.	Vad Lee	2012-13	3,214 (1,057 rush, 2,157 pass)

SEASON

PLAYER	YEAR	YDS	
1.	Joe Hamilton	1999	3,794 (734 rush, 3,060 pass)
2.	George Godsey	2000	3,094 (11 rush, 3,083 pass)
3.	George Godsey	2001	3,040 (-45 rush, 3,085 pass)
4.	Justin Thomas	2014	2,805 (1,086 rush, 1,719 pass)
5.	Joe Hamilton	1997	2,792 (478 rush, 2,314 pass)
6.	Joshua Nesbitt	2009	2,738 (1,037 rush, 1,701 pass)
7.	Shawn Jones	1991	2,649 (361 rush, 2,288 pass)
8.	Tevin Washington	2011	2,638 (987 rush, 1,652 pass)
9.	Reggie Ball	2005	2,546 (381 rush, 2,165 pass)
10.	Reggie Ball	2004	2,479 (332 rush, 2,147 pass)

YEAR-BY-YEAR LEADERS**TOTAL OFFENSE**

YEAR	PLAYER	YDS
1950	Bobby North	663
1951	Darrell Crawford	1,194
1952	Bill Teas	788
1953	Pepper Rodgers	650
1954	Bill Brigman	520
1955	George Volkert	653
1956	Toppy Vann	543
1957	Fred Braselton	517
1958	Floyd Faucette	473
1959	Fred Braselton	396
1960	Stan Gann	679
1961	Stan Gann	577
1962	Billy Lothridge	1,484
1963	Billy Lothridge	1,240
1964	Jerry Priestley	505
1965	Kim King	1,676
1966	Larry Good	852
1967	Kim King	806
1968	Larry Good	1,356
1969	Brent Cunningham	459
1970	Eddie McAshan	1,209
1971	Eddie McAshan	1,290
1972	Eddie McAshan	1,763
1973	Jim Stevens	1,480
1974	David Sims	881
1975	Danny Myers	704
1976	David Sims	867
1977	Eddie Lee Ivery	905
1978	Eddie Lee Ivery	1,589
1979	Mike Kelley	2,107
1980	Mike Kelley	809
1981	Mike Kelley	791
1982	Jim Bob Taylor	1,831
1983	John Dewberry	1,013
1984	John Dewberry	2,175
1985	John Dewberry	1,635
1986	Rick Strom	1,144
1987	Rick Strom	1,093
1988	Todd Rampley	1,479
1989	Shawn Jones	2,078
1990	Shawn Jones	2,285
1991	Shawn Jones	2,649
1992	Shawn Jones	2,284
1993	Donnie Davis	2,067
1994	Tommy Luginbill	2,040
1995	Donnie Davis	1,852
1996	Joe Hamilton	1,590
1997	Joe Hamilton	2,792
1998	Joe Hamilton	2,464
1999	Joe Hamilton	3,794
2000	George Godsey	2,945
2001	George Godsey	3,040
2002	A.J. Suggs	2,263
2003	Reggie Ball	2,380
2004	Reggie Ball	2,479
2005	Reggie Ball	2,546
2006	Reggie Ball	2,174
2007	Taylor Bennett	2,123
2008	Joshua Nesbitt	1,501
2009	Joshua Nesbitt	2,738
2010	Joshua Nesbitt	1,411
2011	Tevin Washington	2,638

2012	Tevin Washington	1,906
2013	Vad Lee	2,074
2014	Justin Thomas	2,805
2015	Justin Thomas	1,833
2016	Justin Thomas	2,613
2017	TaQuon Marshall	2,073
2018	TaQuon Marshall	1,871
2019	James Graham	1,454

ALL-PURPOSE**ALL-PURPOSE YARDS****CAREER**

PLAYER	YEARS	YDS
1. Robert Lavette	1981-84	5,393
2. Jerry Mays	1985-89	4,743
3. Kelly Campbell	1998-2001	4,472
4. Eddie Lee Ivery	1975-78	4,324
5. Orwin Smith	2009-12	4,278
6. Jonathan Dwyer	2007-09	3,966
7. P.J. Daniels	2002-05	3,949
8. Drew Hill	1975-78	3,815
9. Charlie Rogers	1995-98	3,693
10. Tashard Choice	2005-07	3,646
11. Dez White	1997-99	3,601
12. Joe Burns	1998-2001	3,509
13. Kerry Watkins	1999-2002	3,343
14. Calvin Johnson	2004-06	2,967
15. Jonathan Smith	2000-03	2,931
16. Harvey Middleton	1994-97	2,879
17. C.J. Williams	1994-96	2,860
18. Joshua Nesbitt	2007-10	2,806
19. Billy Teas	1951-54	2,640
20. Cory Collier	1983-86	2,514

SEASON

PLAYER	YEAR	YDS
1. Eddie Lee Ivery	1978	1,879
2. Kelly Campbell	2000	1,777
3. Jonathan Dwyer	2008	1,775
4. Dez White	1998	1,655
5. Jerry Mays	1989	1,624
6. Dez White	1999	1,616
7. Tashard Choice	2006	1,571
8. Robert Lavette	1982	1,570
9. Kerry Watkins	2002	1,570
10. Tashard Choice	2007	1,486

YEAR-BY-YEAR LEADERS**ALL-PURPOSE YARDS**

YEAR	PLAYER	YDS
1948	Bob McCoy	530
1949	Bobby North	822
1950	Bobby North	706
1951	Leon Hardeman	851
1952	Billy Teas	1,195
1953	Billy Teas	1,061
1954	Jimmy Thompson	519
1955	George Volkert	877
1956	Ken Owen	773
1957	Lester Simmerville	584
1958	Floyd Faucette	659
1959	Taz Anderson	550
1960	Billy Williamson	798
1961	Billy Williamson	745
1962	Joe Auer	512
1963	Joe Auer	552
1964	Johnny Gresham	980
1965	Lenny Snow	901
1966	Lenny Snow	889
1967	John Sias	752
1968	John Sias	922
1969	Gene Spiotta	703
1970	Brent Cunningham	990
1971	Brent Cunningham	610
1972	Jimmy Robinson	828
1973	Jimmy Robinson	742
1974	David Sims	913
1975	Drew Hill	754
1976	Eddie Lee Ivery	844
1977	Eddie Lee Ivery	1,101
1978	Eddie Lee Ivery	1,879
1979	Marlon Heggs	813
1980	Marlon Heggs	691
1981	Robert Lavette	1,562
1982	Robert Lavette	1,570
1983	Robert Lavette	926
1984	Robert Lavette	1,335
1985	Gary Lee	975
1986	Jerry Mays	1,044
1987	Richard Hills	1,079
1988	Jerry Mays	1,280
1989	Jerry Mays	1,624
1990	William Bell	1,050
1991	Jimmy Lincoln	1,036
1992	Jason McGill	663
1993	Dorsey Levens	1,163
1994	C.J. Williams	716
1995	C.J. Williams	1,331
1996	Charlie Rogers	1,477
1997	Harvey Middleton	1,031
1998	Dez White	1,655
1999	Dez White	1,616
2000	Kelly Campbell	1,682
2001	Joe Burns	1,457
2002	Kerry Watkins	1,570
2003	Jonathan Smith	1,569
2004	Levon Thomas	1,088
2005	P.J. Daniels	1,104
2006	Tashard Choice	1,571
2007	Tashard Choice	1,486
2008	Jonathan Dwyer	1,775
2009	Jonathan Dwyer	1,432
2010	Anthony Allen	1,404
2011	Orwin Smith	1,273
2012	Orwin Smith	1,237
2013	Robert Godhigh	1,215
2014	Justin Thomas	1,086
2015	Marcus Marshall	908
2016	Clinton Lynch	905
2017	TaQuon Marshall	1,146
2018	TaQuon Marshall	993
2019	Jordan Mason	944



SCORING

POINTS SCORED

CAREER

PLAYER	YEARS	PTS
1. Harrison Butker	2013-16	337
2. Luke Manget	1999-02	322
3. Travis Bell	2004-07	321
4. Scott Sisson	1989-92	299
5. Robert Lavette	1981-84	276
6. Scott Blair	2007-10	239
7. Tevin Washington	2009-12	228
8. Jonathan Dwyer	2007-09	218
9. Joshua Nesbitt	2007-10	212
10. Joe Burns	1998-01	206
11. Billy Lothridge	1961-63	204
12. TaQuon Marshall	2015-18	184
13. Calvin Johnson	2004-06	174
14. David Bell	1983-86	172
15. Jerry Mays	1985-89	168
Tashard Choice	2005-07	168
17. Kelly Campbell	1998-01	162
18. Johnny Smith	1977-80	159
19. Eddie Lee Ivery	1975-78	158
Brad Chambers	1995-98	158

SEASON

PLAYER	YEAR	PTS
1. Tevin Washington	2012	120
2. Robert Lavette	1982	114
3. Joshua Nesbitt	2009	108
4. Travis Bell	2007	106
5. TaQuon Marshall	2017	104
6. Harrison Butker	2014	98
7. Luke Manget	2001	97
8. Joe Burns	2001	92
9. Harrison Butker	2016	91
10. Calvin Johnson	2006	90

TOTAL TOUCHDOWNS

CAREER

PLAYER	YEARS	TD
1. Robert Lavette	1981-84	46
2. Tevin Washington	2009-12	38
3. Jonathan Dwyer	2007-09	36
4. Joshua Nesbitt	2007-10	35
5. Joe Burns	1998-01	34
6. TaQuon Marshall	2015-18	30
7. Calvin Johnson	2004-06	29
8. Jerry Mays	1985-89	28
Tashard Choice	2005-07	28
10. Kelly Campbell	1998-01	27

SEASON

PLAYER	YEAR	TD
1. Tevin Washington	2012	20
2. Robert Lavette	1982	19
3. Joshua Nesbitt	2009	18
4. TaQuon Marshall	2017	17
5. Joe Burns	2001	15
Calvin Johnson	2006	15
7. Robert Lavette	1984	14
Jonathan Dwyer	2009	14
Tevin Washington	2011	14
10. C.J. Williams	1995	13
Sean Gregory	1999	13

Joe Burns	2000	13
Jonathan Dwyer	2008	13
Dedrick Mills	2016	13

TOUCHDOWN RESPONSIBILITY

CAREER

PLAYER	YEARS	TD
1. Joe Hamilton	1996-99	83
2. Shawn Jones	1989-92	70
3. Reggie Ball	2003-06	68
4. Justin Thomas	2013-16	62
5. Tevin Washington	2009-12	59
6. Joshua Nesbitt	2007-10	55
7. George Godsey	1998-01	47
8. Robert Lavette	1981-84	46
9. TaQuon Marshall	2015-18	45
10. Jonathan Dwyer	2007-09	37

SEASON

PLAYER	YEAR	TD
1. Joe Hamilton	1999	35
2. Joshua Nesbitt	2009	28
Tevin Washington	2012	28
4. TaQuon Marshall	2017	27
5. Justin Thomas	2014	26
6. George Godsey	2000	25
Tevin Washington	2011	25
8. George Godsey	2001	22
Reggie Ball	2006	22
10. Joe Hamilton	1998	21

YEAR-BY-YEAR LEADERS

SCORING

YEAR	PLAYER	TD	FG	PTS
1950	John Weigle	5	0	30
1951	Buck Martin	9	0	54
1952	Pepper Rodgers	13	5	60
1953	Pepper Rodgers	4	1	40
1954	Jimmy Thompson	4	0	24
	Henry Hair	4	0	24
1955	Tippy Vann	6	0	37
1956	Tippy Vann	5	0	39
1957	Fred Braselton	2	0	15
1958	Tommy Wells	0	4	19
1959	Tommy Wells	0	2	21
1960	Tommy Wells	0	8	34
1961	Billy Lothridge	3	4	46
1962	Billy Lothridge	9	5	89
1963	Billy Lothridge	3	12	69
1964	Johnny Gresham	4	0	24
1965	Bunky Henry	0	5	42
1966	Lenny Snow	12	0	72
1967	Tom Carmichael	0	7	33
1968	Kenny Bounds	4	0	28
1969	Jack Moore	0	3	21
1970	B. Cunningham	7	0	42
1971	Tommy Lang	5	0	32
1972	Jimmy Robinson	9	0	56
1973	Cam Bonifay	0	12	54
1974	Danny Smith	0	6	45
1975	Danny Myers	7	0	42
1976	David Sims	9	0	54
1977	Eddie Lee Ivery	8	0	48
1978	Eddie Lee Ivery	11	0	68
1979	Johnny Smith	0	7	38

1980	Johnny Smith	0	5	22
1981	Robert Lavette	7	0	42
1982	Robert Lavette	19	0	114
1983	Ron Rice	0	9	52
1984	Robert Lavette	14	0	84
1985	Gary Lee	7	0	42
1986	David Bell	0	11	64
1987	Thomas Palmer	0	7	41
1988	Thomas Palmer	0	15	64
1989	Scott Sisson	0	15	75
1990	Scott Sisson	0	15	84
1991	Scott Sisson	0	11	63
1992	Scott Sisson	0	19	77
1993	Tyler Jarrett	0	9	54
	Dorsey Levens	9	0	54
1994	Chris Leone	0	9	44
1995	C.J. Williams	13	0	78
1996	C.J. Williams	9	0	54
1997	Dave Frakes	0	12	61
1998	Brad Chambers	0	12	82
1999	Luke Manget	0	11	86
2000	Joe Burns	13	0	78
2001	Luke Manget	0	19	97
2002	Tony Hollings	11	0	66
2003	Dan Burnett	0	17	79
2004	Travis Bell	0	15	76
2005	Travis Bell	0	11	60
2006	Calvin Johnson	15	0	90
2007	Travis Bell	0	23	106
2008	Jonathan Dwyer	13	0	80
2009	Joshua Nesbitt	18	0	108
2010	Scott Blair	0	15	82
2011	Justin Moore	0	11	89
2012	Tevin Washington	20	0	120
2013	Harrison Butker	0	10	83
2014	Harrison Butker	0	11	98
2015	Harrison Butker	0	7	65
2016	Harrison Butker	0	15	91
2017	TaQuon Marshall	17	0	104
2018	TaQuon Marshall	12	0	72
2019	Ahmarean Brown	7	0	42
	Jordan Mason	7	0	42

RUSHING & PASSING TD IN SAME GAME

CAREER

PLAYER	YEARS	G
1. Joe Hamilton	1996-99	12
2. Joshua Nesbitt	2007-10	11
3. Justin Thomas	2013-16	10
4. Tevin Washington	2009-12	8
Vad Lee	2012-13	8
TaQuon Marshall	2015-18	8
7. Shawn Jones	1989-92	6
Donnie Davis	1992-95	6
Reggie Ball	2003-06	6
10. George Godsey	1998-01	5

SEASON

PLAYER	YEAR	G
1. Joshua Nesbitt	2009	6
2. Joe Hamilton	1999	5
Tevin Washington	2012	5
Vad Lee	2013	5
TaQuon Marshall	2017	5
6. Justin Thomas	2014	4

Justin Thomas	2015	4
8. John Dewberry	1984	3
Shawn Jones	1992	3
Donnie Davis	1993	3
Donnie Davis	1995	3
Joe Hamilton	1997	3
George Godsey	2001	3
Reggie Ball	2005	3
Joshua Nesbitt	2010	3
Vad Lee	2012	3
TaQuon Marshall	2018	3
18. Billy Lothridge	1962	2
Kim King	1965	2
Shawn Jones	1990	2
Joe Hamilton	1996	2
Joe Hamilton	1998	2
George Godsey	2000	2
Reggie Ball	2003	2
Jaybo Shaw	2008	2
Joshua Nesbitt	2008	2
Tevin Washington	2011	2
Justin Thomas	2016	2

RUSHING & RECEIVING TD IN SAME GAME CAREER

PLAYER	YEARS	G
1. Jerry Mays	1985-89	5
2. Kelly Campbell	1998-01	4
3. Brent Cunningham	1969-71	2
William Bell	1989-93	2
C.J. Williams	1994-95	2

SEASON

PLAYER	YEAR	G
1. Jerry Mays	1989	4
2. Brent Cunningham	1970	2
Kelly Campbell	2000	2

POINTS (BY KICKING) CAREER

PLAYER	YEARS	PTS
1. Harrison Butker	2013-16	337
2. Luke Manget	1999-02	322
3. Travis Bell	2004-07	321
4. Scott Sisson	1989-92	299
5. Scott Blair	2007-10	239
6. David Bell	1983-86	172
7. Johnny Smith	1977-80	159
8. Brad Chambers	1995-98	158
9. Ron Rice	1980-83	150
10. Thomas Palmer	1985-88	138
11. Dave Frakes	1994-97	127
12. Billy Lothridge	1961-63	114
13. Bunky Henry	1964-66	103
14. Justin Moore	2010-12	97
15. Cam Bonifay	1971-73	93
16. Pepper Rodgers	1951-53	92
Danny Smith	1974-76	92
18. Dan Burnett	2000-03	87
19. Tommy Wells	1958-60	74
20. Wesley Wells	2018-19	72

SEASON

PLAYER	YEAR	PTS
1. Travis Bell	2007	106
2. Harrison Butker	2014	98
3. Luke Manget	2001	97
4. Harrison Butker	2016	91
5. Justin Moore	2011	89
6. Scott Blair	2009	87
7. Luke Manget	1999	86
8. Scott Sisson	1990	84
9. Harrison Butker	2013	83
10. Brad Chambers	1998	82
Scott Blair	2010	82

FIELD GOAL PERCENTAGE

PLAYER	YEARS	PCT
1. Scott Blair	2007-10	.732 (41-56)
2. Travis Bell	2004-07	.726 (61-84)
3. Harrison Butker	2013-16	.717 (43-60)
4. Luke Manget	1999-02	.701 (54-77)
5. David Bell	1983-86	.695 (32-46)
6. Scott Sisson	1989-92	.681 (60-88)
7. Dan Burnett	2000-03	.680 (17-25)
8. Cam Bonifay	1971-73	.676 (25-37)
9. Brad Chambers	1995-98	.675 (27-40)
10. Billy Lothridge	1961-63	.636 (21-33)

SEASON [MINIMUM 10 FG ATTEMPTS]

PLAYER	YEAR	PCT
1. Travis Bell	2004	.882 (15-17)
Scott Blair	2010	.882 (15-17)
Harrison Butker	2016	.882 (15-17)
4. David Bell	1984	.867 (13-15)
5. Travis Bell	2007	.821 (23-28)
6. Dan Burnett	2003	.810 (17-21)
7. Cam Bonifay	1973	.800 (12-15)
8. Scott Sisson	1992	.791 (19-24)

9. Thomas Palmer	1988	.750 (15-20)
Dave Frakes	1997	.750 (12-16)
Luke Manget	2000	.750 (12-16)

FIELD GOALS MADE

CAREER

PLAYER	YEARS	FGM
1. Travis Bell	2004-07	61
2. Scott Sisson	1989-92	60
3. Luke Manget	1999-02	54
4. Harrison Butker	2013-16	43
5. Scott Blair	2007-10	41
6. David Bell	1983-86	32
7. Ron Rice	1980-83	29
8. Johnny Smith	1977-80	28
Thomas Palmer	1985-88	28
10. Brad Chambers	1995-98	27

SEASON

PLAYER	YEAR	FGM
1. Travis Bell	2007	23
2. Scott Sisson	1992	19
Luke Manget	2001	19
4. Dan Burnett	2003	17
5. Thomas Palmer	1988	15
Scott Sisson	1989	15
Scott Sisson	1990	15
Travis Bell	2004	15
Scott Blair	2010	15
Harrison Butker	2016	15

PATs MADE

CAREER

PLAYER	YEARS	XPM
1. Harrison Butker	2013-16	210
2. Luke Manget	1999-2002	160
3. Travis Bell	2004-07	138
4. Scott Sisson	1989-92	119

GAME-WINNING FIELD GOALS

WINNING TEAM	LOSING TEAM	DATE	GAME-WINNER
Georgia Tech 30	Virginia 27	11/17/2018	Wesley Wells 40 FG, final play
Georgia Tech 27	Virginia Tech 24	9/20/2014	Harrison Butker 24 FG, final play
Georgia Tech 27	North Carolina 25	11/17/2007	Travis Bell 27 FG, 0:15 left
Georgia Tech 51	Georgia 48 (ot)	11/27/1999	Luke Manget 38 FG, 1st OT
Georgia Tech 21	Georgia 19	11/28/1998	Brad Chambers 35 FG, 0:02 left
Georgia Tech 23	Clemson 20	9/27/1997	Brad Chambers 20 FG, 1:54 left
Georgia Tech 16	NC State 13	10/3/1992	Scott Sisson 29 FG, final play
Georgia Tech 19	Furman 17	11/9/1991	Scott Sisson 37 FG, 0:21 left
Georgia Tech 24	Virginia 21	9/19/1991	Scott Sisson 33 FG, final play
Georgia Tech 6	Virginia Tech 3	11/10/1990	Scott Sisson 38 FG, 0:08 left
Georgia Tech 41	Virginia 38	11/3/1990	Scott Sisson 37 FG, 0:07 left
Georgia Tech 13	North Carolina 13	10/20/1990	Scott Sisson 27 FG, 1:01 left
Georgia Tech 13	Boston College 12	11/25/1989	Scott Sisson 35 FG, 0:42 left
Georgia Tech 6	South Carolina 3	10/7/1978	Johnny Smith 34 FG, 0:57 left
Georgia Tech 17	Baylor 14	1/1/1952	Pepper Rodgers 22 FG, 2:56 left
Georgia Tech 17	Florida 14	9/7/1952	Pepper Rodgers 17 FG, 0:06 left

FIELD GOALS TO FORCE OVERTIME

WINNING TEAM	LOSING TEAM	DATE	PLAY
Georgia Tech 30	Georgia 24 (ot)	11/29/2014	Harrison Butker 53 FG, final play
Clemson 47	Georgia Tech 44 (ot)	9/29/2001	Luke Manget 20 FG, 0:06 left
Georgia Tech 31	North Carolina 24 (ot)	10/9/2009	Luke Manget 36 FG, 0:05 left
The Citadel 27	Georgia Tech 24 (ot)	9/14/2019	Brenton King 34 FG, final play



5.	Scott Blair	2007-10	116	1988	Thomas Palmer	64
6.	Brad Chambers	1995-98	77	1989	Scott Sisson	75
7.	David Bell	1983-86	76	1990	Scott Sisson	84
8.	Johnny Smith	1977-80	75	1991	Scott Sisson	63
9.	Bunky Henry	1964-66	73	1992	Scott Sisson	77
10.	Pepper Rodgers	1951-53	68	1993	Tyler Jarrett	54
				1994	Chris Leone	44
				1995	Dave Frakes	46
				1996	Brad Chambers	49
				1997	Dave Frakes	61
				1998	Brad Chambers	82
				1999	Luke Manget	86
				2000	Luke Manget	74
				2001	Luke Manget	97
				2002	Luke Manget	65
				2003	Dan Burnett	79
				2004	Travis Bell	76
				2005	Travis Bell	60
				2006	Travis Bell	79
				2007	Travis Bell	106
				2008	Scott Blair	69
				2009	Scott Blair	87
				2010	Scott Blair	82
				2011	Justin Moore	89
				2012	David Scully	49
				2013	Harrison Butker	83
				2014	Harrison Butker	98
				2015	Harrison Butker	65
				2016	Harrison Butker	91
				2017	Brenton King	30
				2018	Wesley Wells	66
				2019	Brenton King	26

SEASON

PLAYER	YEAR	XPM
1. Harrison Butker	2014	65
2. Justin Moore	2011	56
3. Luke Manget	1999	53
Harrison Butker	2013	53
5. Brad Chambers	1998	46
Harrison Butker	2016	46
7. Scott Blair	2009	45
8. Harrison Butker	2015	44
9. Travis Bell	2006	43
10. Luke Manget	2001	40

YEAR-BY-YEAR LEADERS

KICK SCORING

YEAR	PLAYER	PTS
1949	Bobby North	17
1950	Jim Patton	20
1951	Pepper Rodgers	22
	Glenn Turner	35
1952	Pepper Rodgers	54
1953	Pepper Rodgers	16
1954	Wade Mitchell	14
1955	Wade Mitchell	16
1956	Wade Mitchell	18
1957	Fred Braselton	3
	Cal James	3
	Urban Henry	3
1958	Tommy Wells	19
1959	Tommy Wells	21
1960	Tommy Wells	34
1961	Billy Lothridge	28
1962	Billy Lothridge	35
1963	Billy Lothridge	51
1964	Bunky Henry	14
1965	Bunky Henry	42
1966	Bunky Henry	47
1967	Tom Carmichael	33
1968	Johnny Duncan	22
1969	Jack Moore	21
1970	Jack Moore	34
1971	Cam Bonifay	27
1972	Bobby Thigpen	39
1973	Cam Bonifay	54
1974	Danny Smith	45
1975	Don Bessillieu	37
1976	Danny Smith	45
1977	Johnny Smith	46
1978	Johnny Smith	53
1979	Johnny Smith	38
1980	Johnny Smith	22
1981	Ron Rice	28
1982	Ron Rice	61
1983	Ron Rice	52
1984	David Bell	72
1985	David Bell	36
1986	David Bell	64
1987	Thomas Palmer	41

PUNTING

PUNTS CAREER

PLAYER	YEARS	P
1. Jeff Pierce	1978-81	252
2. Jason Bender	1991-94	204
3. Tommy Chapman	1967-69	195
4. Rodney Williams	1995-98	178
5. Sean McDevitt	1986-88	176
6. Pressley Harvin III	2017-pres.	165
7. Ben Arndt	2004-05	160
8. Billy Lothridge	1961-63	150
9. Durant Brooks	2006-07	144
10. Sean Poole	2010-13	141
Dick Bowley	1971-73	141

SEASON

PLAYER	YEAR	P
1. Jeff Pierce	1980	88
2. Ben Arndt	2005	87
3. Pressley Harvin III	2017-pres.	80
4. Durant Brooks	2006	79
5. Chip Pallman	1970	77
6. Jeff Pierce	1981	75
7. Ben Arndt	2004	73
8. Tommy Chapman	1967	72
9. Mike Snow	1985	71
10. Dave Davis	1951	66

PUNT YARDS

CAREER

PLAYER	YEARS	YDS
1. Jeff Pierce	1978-81	10,271
2. Jason Bender	1991-94	8,348
3. Tommy Chapman	1967-69	7,516
4. Rodney Williams	1995-98	7,373
5. Pressley Harvin III	2017-pres.	7,235
6. Sean McDevitt	1986-88	6,581
7. Durant Brooks	2006-07	6,525
8. Ben Arndt	2004-05	6,246
9. Sean Poole	2010-13	5,702
10. Billy Lothridge	1961-63	5,642

SEASON

PLAYER	YEAR	YDS
1. Jeff Pierce	1980	3,609
2. Durant Brooks	2006	3,596
3. Pressley Harvin III	2019	3,583
4. Ben Arndt	2005	3,433
5. Jeff Pierce	1981	3,207
6. Chip Pallman	1970	2,983
7. Durant Brooks	2007	2,929
8. Mike Snow	1985	2,827
9. Ben Arndt	2004	2,813
10. Tommy Chapman	1967	2,764

PUNT AVERAGE

CAREER (MINIMUM 75 PUNTS)

PLAYER	YEARS	AVG
1. Durant Brooks	2006-07	45.31
2. Pressley Harvin III	2017-pres.	43.85
3. Rodney Williams	1995-98	41.42
4. Dan Dyke	1999-02	41.37
5. Harper Brown	1975-76	41.10
6. Jason Bender	1991-94	40.92
7. Ryan Rodwell	2012-16	40.85
8. Jeff Pierce	1978-81	40.76
9. Sean Poole	2010-13	40.44
10. Ron Rice	1980-83	40.27

SEASON (MINIMUM 25 PUNTS)

PLAYER	YEAR	AVG
1. Rodney Williams	1997	45.64
2. Durant Brooks	2006	45.52
3. Jason Bender	1994	45.51
4. Durant Brooks	2007	45.06
5. Pressley Harvin III	2019	44.80
6. Pressley Harvin III	2017	44.10
7. Dan Dyke	1999	43.80
8. Ryan Rodwell	2016	43.13
9. Jeff Pierce	1981	42.86
10. Ron Rice	1982	42.60

YEAR-BY-YEAR LEADERS

PUNTING

YEAR	PLAYER	AVG
1950	Bob Robinson	37.3
1951	Dave Davis	37.9
1952	Dave Davis	39.6
1953	Dave Davis	37.0
1954	Johnny Menger	36.8
1955	Johnny Menger	35.0
1956	Ken Owen	39.7
1957	Jerry Nabors	31.9

1958	Gerald Burch	37.8
1959	Gerald Burch	38.2
1960	Don Coker	35.5
1961	Billy Lothridge	33.1
1962	Billy Lothridge	38.9
1963	Billy Lothridge	41.0
1964	Jerry Priestley	37.0
1965	Jerry Priestley	39.8
1966	Charlie Mason	39.4
1967	Tommy Chapman	38.4
1968	Tommy Chapman	39.3
1969	Tommy Chapman	38.0
1970	Chip Pallman	38.7
1971	Dick Bowley	37.6
1972	Dick Bowley	37.3
1973	Dick Bowley	40.2
1974	Mike Johnson	38.0
1975	Harper Brown	41.1
1976	Harper Brown	41.1
1977	Ted Peebles	39.4
1978	Jeff Pierce	38.7
1979	Ted Peebles	38.3
1980	Jeff Pierce	41.0
1981	Jeff Pierce	42.8
1982	Ron Rice	42.6
1983	Ron Rice	38.7
1984	Mike Snow	39.8
1985	Mike Snow	39.8
1986	Sean McDewitt	36.9
1987	Sean McDewitt	39.5
1988	Sean McDewitt	35.7
1989	Scott Aldredge	39.6
1990	Scott Aldredge	36.6
1991	Jason Bender	39.6
1992	Jason Bender	38.4
1993	Jason Bender	39.9
1994	Jason Bender	45.5
1995	Rodney Williams	38.1
1996	Rodney Williams	38.4
1997	Rodney Williams	45.6
1998	Rodney Williams	42.5
1999	Dan Dyke	43.8
2000	Dan Dyke	41.8
2001	Chris Morehouse	41.4
2002	Chris Morehouse	42.3
2003	Andy Thomson	39.8
2004	Ben Arndt	38.5
2005	Ben Arndt	39.5
2006	Durant Brooks	45.5
2007	Durant Brooks	45.1
2008	Scott Blair	38.9
2009	Chandler Anderson	42.3
2010	Sean Poole	39.3
2011	Sean Poole	39.7
2012	Sean Poole	39.7
2013	Sean Poole	42.3
2014	Ryan Rodwell	40.2
2015	Ryan Rodwell	39.3
2016	Ryan Rodwell	40.8
2017	Pressley Harvin III	44.1
2018	Pressley Harvin III	41.3
2019	Pressley Harvin III	44.8

KICKOFF RETURNS

KICKOFF RETURN AVERAGE

CAREER (MINIMUM 25 RETURNS)

PLAYER	YEARS	AVG
1. Drew Hill	1975-78	25.4
2. Dez White	1997-99	24.7
3. Derrick Steagall	1993-97	24.5
Jamal Golden	2011-15	24.5
5. Juanyeh Thomas	2018-pres.	24.4
6. Kelly Campbell	1998-01	24.0
7. T.J. Edwards	1988-90	23.7
8. Randy Rhino	1972-74	23.5
9. Cory Collier	1983-86	23.2
10. Kevin Tisdel	1989-92	22.4

SEASON (MINIMUM 10 RETURNS)

PLAYER	YEAR	AVG
1. Drew Hill	1978	30.0
2. Kevin Tisdel	1990	29.5
3. Jamal Golden	2012	28.3
4. Drew Hill	1976	26.4
5. Dez White	1998	26.2
6. Derrick Steagall	1993	25.8
7. Gene Spiotta	1969	25.2
8. Randy Rhino	1973	25.0
9. J.J. Green	2016	24.6
10. Larry Studdard	1970	24.4

KICKOFF RETURNS

CAREER

PLAYER	YEARS	RET
1. Drew Hill	1975-78	94
2. Orwin Smith	2009-12	76
Jamal Golden	2011-15	76
4. Dez White	1997-99	69
5. Kevin Tisdel	1989-92	68
6. Kelly Campbell	1998-01	59
7. Charlie Rogers	1995-98	56
8. Jamaal Evans	2006-07	45
9. Lethon Flowers	1991-94	43
10. Gary Lee	1983-86	42

SEASON

PLAYER	YEAR	RET
1. Orwin Smith	2009	37
2. T.J. Edwards	1989	35
Kenny Scott	2003	35
4. Drew Hill	1977	32
5. Richard Hills	1987	31
6. Gary Lee	1986	30
Jamal Golden	2014	30
8. Dez White	1999	29
9. Kelly Campbell	2001	28
B.J. Bostic	2010	28

KICKOFF RETURN YARDS

CAREER

PLAYER	YEARS	YDS
1. Drew Hill	1975-78	2,357
2. Jamal Golden	2011-15	1,860
3. Dez White	1997-99	1,701
4. Orwin Smith	2009-12	1,624
5. Kevin Tisdel	1989-92	1,526
6. Kelly Campbell	1998-01	1,415
7. Charlie Rogers	1995-98	1,264

8. Jamaal Evans	2006-07	975
9. Lethon Flowers	1991-94	938
10. Gary Lee	1983-86	874

SEASON

PLAYER	YEAR	YDS
1. Orwin Smith	2009	888
2. T.J. Edwards	1989	831
3. Kenny Scott	2003	779
4. Drew Hill	1977	754
5. Jamal Golden	2014	710
6. Dez White	1999	689
7. Dez White	1998	682
8. Jamal Golden	2012	652
9. Kelly Campbell	2001	651
10. Kelly Campbell	2000	632

KICKOFF RETURN TOUCHDOWNS

CAREER

PLAYER	YEARS	RET
1. Drew Hill	1975-78	2
Gary Lee	1983-86	2
Dez White	1997-99	2
Jamal Golden	2011-15	2
Juanyeh Thomas	2018-pres.	2
6. Dewey Scarboro	1918-21	1
Lester Simerville	1957-58	1
Billy Williamson	1959-61	1
Eddie Lee Ivery	1975-78	1
Kevin Tisdel	1989-92	1
J.J. Green	2016-17	1
Lamont Simmons	2016-18	1

SEASON

PLAYER	YEAR	TD
1. Drew Hill	1978	2
Jamal Golden	2012	2
Juanyeh Thomas	2018-pres.	2
4. Drew Scarboro	1919	1
Lester Simerville	1957	1
Billy Williamson	1960	1
Gary Lee	1985	1
Gary Lee	1986	1
Eddie Lee Ivery	1977	1
Kevin Tisdel	1990	1
Dez White	1997	1
Dez White	1998	1
J.J. Green	2016	1
Lamont Simmons	2017	1

YEAR-BY-YEAR LEADERS

KICKOFF RETURNS

YEAR	PLAYER	NO	AVG
1950	Chappell Rhino	7	26.4
1951	Larry Morris	7	18.0
1952	Larry Morris	8	12.4
1953	Bill Teas	7	22.9
1954	Wade Mitchell	4	26.3
1955	Ken Owen	4	27.5
1956	Ken Owen	9	30.7
1957	Lester Simerville	8	36.8
1958	Floyd Faucette	3	28.0
1959	Taz Anderson	5	25.6
1960	Billy Williamson	7	33.7
1961	Billy Williamson	7	18.3



1962	Joe Auer	6	33.0
1963	Gerry Bussell	8	18.8
1964	Johnny Gresham	9	21.0
1965	Lenny Snow	8	20.4
1966	Jimmy Brown	10	19.2
1967	Jimmy Brown	9	17.2
1968	Gene Spiotta	20	16.3
1969	Gene Spiotta	15	25.2
1970	Larry Studdard	10	24.4
1971	Alan Hennessey	13	19.8
1972	Mike Mercer	10	20.6
1973	Randy Rhino	17	25.0
1974	Randy Rhino	19	22.2
1975	Drew Hill	22	21.8
1976	Drew Hill	21	26.4
1977	Drew Hill	32	23.6
1978	Drew Hill	19	30.0
1979	Marion Heggs	19	22.4
1980	Clarence Stover	16	19.6
1981	Robert Lavette	17	22.9
1982	Cleve Pounds	17	23.4
1983	Cleve Pounds	13	14.7
1984	Sammy Lilly	14	21.7
1985	Gary Lee	8	30.3
1986	Gary Lee	30	18.9
1987	Richard Hills	31	20.1
1988	Ken Swilling	25	22.3
1989	T.J. Edwards	35	23.7
1990	Kevin Tisdell	18	29.5
1991	Kevin Tisdell	27	19.0
1992	Kevin Tisdell	23	21.0
1993	Derrick Steagall	16	25.8
1994	Lethan Flowers	23	23.5
1995	Charlie Rogers	15	19.0
1996	Charlie Rogers	26	24.1
1997	Charlie Rogers	15	21.1
1998	Dez White	26	26.2
1999	Dez White	29	23.8
2000	Kelly Campbell	26	24.3
2001	Kelly Campbell	28	23.2
2002	Kerry Watkins	23	20.9
2003	Kenny Scott	35	22.3
2004	Levon Thomas	26	22.1
2005	Chris Woods	17	20.4
2006	Jamaal Evans	20	22.8
2007	Jamaal Evans	25	20.8
2008	Roddy Jones	15	23.6
2009	Orwin Smith	37	24.0
2010	B.J. Bostic	28	20.5
2011	Orwin Smith	18	19.6
2012	Jamal Golden	23	28.3
2013	Lynn Griffin	8	26.5
	Jemea Thomas	8	23.5
2014	Jamal Golden	30	23.7
2015	Jamal Golden	18	19.9
2016	J.J. Green	14	24.6
2017	Nathan Cottrell	11	20.4
2018	Juanyeh Thomas	24	25.5
2019	Juanyeh Thomas	7	21.3

PUNT RETURNS

PUNT RETURNS

CAREER

PLAYER	YEARS	RET
1. Kelley Rhino	1999-02	112
2. Willie Clay	1988-91	101
3. Jack Westbrook	1980-83	77
4. Mike Wysong	1968-70	65
5. Randy Rhino	1972-74	57
6. Jimmy Brown	1965-67	55
7. Nate Perryman	1993-96	52
8. Tyler Evans	2006-07	50
9. Jamal Golden	2011-15	47
10. Harvey Middleton	1994-97	43

SEASON

PLAYER	YEAR	RET	
1. Willie Clay	1991	48	
	Kelley Rhino	2001	48
3. Kelley Rhino	2002	45	
4. Tyler Evans	2007	34	
5. Jeff Ford	1971	33	
6. Jonathan Smith	2003	31	
7. Charlie Rogers	1998	30	
8. Mike Wysong	1970	29	
	Nate Perryman	1995	29
	Marvious Hester	1999	29

PUNT RETURN YARDS

CAREER

PLAYER	YEARS	YDS
1. Kelley Rhino	1999-02	1,135
2. Randy Rhino	1972-74	749
3. Willie Clay	1988-91	723
4. Jimmy Brown	1965-67	678
5. Mike Wysong	1968-70	665
6. Nate Perryman	1993-96	603
7. Jack Westbrook	1980-83	519
8. Charlie Rogers	1995-98	485
9. Jonathan Smith	2000-03	477
10. Tyler Evans	2006-07	469

SEASON

PLAYER	YEAR	YDS
1. Kelley Rhino	2001	515
2. Kelley Rhino	2002	447
3. Randy Rhino	1972	441
4. Willie Clay	1991	431
5. Charlie Rogers	1998	425
6. Jonathan Smith	2003	364
7. Nate Perryman	1995	362
8. Jeff Ford	1971	341
9. Mike Wysong	1970	328
10. Marvious Hester	1999	322

PUNT RETURN TOUCHDOWNS

CAREER

PLAYER	YEARS	TD	
1. Jimmy Brown	1965-67	3	
2. Charlie Rogers	1995-98	2	
	Jonathan Smith	2000-03	2
	Jerrard Tarrant	2009-10	2
5. Multiple players with		1	

SEASON

PLAYER	YEAR	TD	
1. Jerrard Tarrant	2009	2	
	Jonathan Smith	2003	2
	Charlie Rogers	1998	2
	Jimmy Brown	1966	2
5. Multiple players with		1	

PUNT RETURN AVERAGE

CAREER [MINIMUM 25 RETURNS]

PLAYER	YEARS	AVG
1. Charlie Rogers	1995-98	15.2
2. Jonathan Smith	2000-03	14.5
3. Randy Rhino	1972-74	13.1
4. Jimmy Brown	1965-67	12.3
5. Nate Perryman	1993-96	11.6
6. Marvious Hester	1999-2002	10.3
7. Mike Wysong	1968-70	10.2
8. Kelley Rhino	1999-2002	10.1
9. Jerrard Tarrant	2009-10	10.0
10. Jamal Golden	2011-15	9.9

SEASON [MINIMUM 10 RETURNS]

PLAYER	YEAR	AVG	
1. Jimmy Brown	1965	22.6	
2. Randy Rhino	1972	17.6	
3. Johnny Menger	1956	17.5	
4. Bill Teas	1953	16.9	
5. Riccardo Ingram	1986	14.6	
	Jamal Golden	2012	14.6
7. Jimmy Brown	1966	14.4	
8. Charlie Rogers	1998	14.2	
9. Jerrard Tarrant	2009	13.4	
10. Nate Perryman	1995	12.5	

YEAR-BY-YEAR LEADERS

PUNT RETURNS

YEAR	PLAYER	NO	AVG
1950	Chappell Rhino	10	8.4
1951	Chappell Rhino	17	7.4
1952	Jake Rudolph	18	7.6
1953	Bill Teas	10	16.9
1954	Jimmy Thompson	5	14.2
1955	Wade Mitchell	9	12.0
1956	Johnny Menger	10	17.5
1957	Fred Braselton	4	9.5
1958	Floyd Faucette	7	7.9
1959	Floyd Faucette	7	9.6
1960	Billy Williamson	13	9.6
1961	Billy Williamson	10	6.5
1962	Gerry Bussell	9	20.1
1962	Johnny Gresham	7	10.6
1963	Gerry Bussell	13	8.0
1965	Jimmy Brown	10	22.6
1966	Jimmy Brown	18	14.4
1967	Jimmy Brown	27	7.1
1968	Mike Wysong	15	8.8
1969	Mike Wysong	21	9.8
1970	Mike Wysong	29	11.3
	Jeff Ford	33	10.3
1972	Randy Rhino	25	17.6
1973	Randy Rhino	12	10.8
1974	Randy Rhino	20	9.0
1975	Danny Rhino	17	2.6
1976	Don Bessillieu	23	8.9



INDIVIDUAL • CAREER/SEASON LEADERS

1977	Don Bessillieu	11	6.3
1978	Gary Hardie	6	2.7
1979	Gary Lanier	27	6.2
1980	Ted Thurson	12	4.9
1981	Jack Westbrook	26	4.5
1982	Jack Westbrook	21	12.1
1983	Jack Westbrook	25	6.8
1984	Tim Mauldin	15	8.0
1985	Cory Collier	12	6.3
1986	Riccardo Ingram	16	14.6
1987	Riccardo Ingram	20	5.5
1988	Gerald Chamblin	17	7.5
1989	Willie Clay	27	5.8
1990	Jason McGill	27	6.0
1991	Willie Clay	48	9.0
1992	Jimmy Lincoln	18	7.6
1993	Lethon Flowers	10	7.9
1994	Lethon Flowers	8	3.8
1995	Nate Perryman	29	12.5
1996	Nate Perryman	18	12.2
1997	Harvey Middleton	22	8.4
1998	Charlie Rogers	30	14.2
1999	Marvius Hester	29	11.1
2000	Kelley Rhino	19	9.1
2001	Kelley Rhino	48	10.7
2002	Kelley Rhino	45	9.9
2003	Jonathan Smith	31	11.7
2004	Patrick Carter	26	8.4
2005	Pat Clark	30	6.4
2006	Andrew Smith	19	7.7
2007	Tyler Evans	34	9.3
2008	Tyler Melton	15	5.7
2009	Jerrard Tarrant	21	13.4
2010	Jerrard Tarrant	20	6.6
2011	Zach Laskey	11	8.5
2012	Jamal Golden	17	14.6
2013	DeAndre Smelter	11	11.3
2014	Jamal Golden	11	4.1
2015	Jamal Golden	16	10.1
2016	Brad Stewart	11	11.5
2017	Brad Stewart	16	6.6
2018	Brad Stewart	7	6.7
2019	Ahmarean Brown	10	3.4

4.	Bobby Moorhead	1952	165	2	7
	Morgan Burnett	2008	95	1	7
6.	Bob McCoy	1950	124	1	6
	George Morris	1951	34	0	6
	Charlie Brannon	1952	68	0	6
	Bill Eastman	1965	83	0	6
	Rick Lewis	1970	116	2	6
	Randy Rhino	1973	45	0	6
	Ken Swilling	1989	200	2	6

YEAR-BY-YEAR LEADERS

INTERCEPTIONS

YEAR	PLAYER	INT	YDS	TD
1948	Bob McCoy, DB	3	33	0
1949	Powell Sheffer, DB	5	47	0
1950	Bob McCoy, DB	6	124	1
1951	George Morris, LB	6	34	0
1952	Bobby Moorhead, DB	7	165	2
1953	Joe Hall, DB	4	68	0
1954	Wade Mitchell, DB	4	34	0
1955	Johnny Menger, DB	3	94	0
1956	Wade Mitchell, DB	4	54	1
1957	Seven players tied with	3	18	0
1958	Fred Braselton, DB	2	38	0
	Maxie Baughan, LB	2	15	0
	Marvin Tibbetts, DB	2	13	0
1959	Billy Williamson, DB	3	19	0
1960	Walter Howard, DB	4	14	0
1961	Tom Winingder, DB	3	35	0
1962	Mike McNames, DB	4	5	0
1963	Nine players tied with	1		
1964	Gerry Bussell, DB	3	24	1
	Tom Bleick, DB	3	23	0
1965	Bill Eastman, DB	6	83	0
1966	Bill Eastman, DB	4	125	1
1967	Bill Kinard, DB	4	20	0
1968	Bill Kinard, DB	3	29	0
1969	Jeff Ford, DB	9	257	3
1970	Rick Lewis, DB	6	116	2
1971	Dave Beavin, DB	3	30	0
1972	Randy Rhino, DB	8	171	1
1973	Randy Rhino, DB	6	45	0
1974	Danny Rhino, DB	3	7	0
1975	Steve Crawford, DB	2	67	0
	Don Bessillieu, DB	2	26	0
	Gil Kyle, DB	2	25	0
	Danny Rhino, DB	2	11	0
1976	Eddie Porter, DB	4	46	0
1977	Reggie Wilkes, DE	3	14	0
1978	Lawrence Lowe, DB	5	41	0
1979	Robert Newman, DB	3	25	0
1980	Ted Thurson, DB	4	0	0
1981	Ted Thurson, DB	4	38	0
1982	Ted Thurson, DB	4	24	0
1983	Jack Westbrook, DB	4	37	1
1984	Mike Travis, DB	3	46	0
1985	Sammy Lilly, DB	4	46	0
1986	Reginald Rutland, DB	5	43	0
1987	Cedric Stallworth, DB	4	8	0
1988	Andre Thomas, DB	3	61	1
	George Malone, OLB	3	53	1
	Gerald Chamblin, LB	3	41	0
	Cedric Stallworth, DB	3	16	0
1989	Ken Swilling, DB	6	200	2

1990	Ken Swilling, DB	5	34	0
1991	Willie Clay, CB	9	66	1
1992	Marcus Coleman, CB	3	34	0
	Marlon Williams, OLB	3	28	0
1993	Marcus Coleman, CB	2	17	0
	Mike Williams, CB	2	4	0
1994	Mike Dee, FS	3	72	0
1995	Nathan Perryman, CB	3	27	0
	Ryan Stewart, SS	3	62	1
1996	Brian Wilkins, FS	4	0	0
1997	Brian Wilkins, FS	4	36	0
	Travares Tillman, SS	4	32	0
1998	Jamara Clark, CB	3	41	0
1999	Marvius Hester, CB	2	8	0
2000	Jeremy Muires, FS	4	26	0
2001	Jeremy Muires, FS	3	2	0
	Marvius Hester, CB	3	10	0
2002	Jeremy Muires, FS	5	37	0
2003	James Butler, FS	5	18	0
2004	Reuben Houston, CB	3	16	0
2005	Dawan Landry, FS	4	12	0
	Philip Wheeler, LB	4	18	0
2006	Djay Jones, FS	4	29	1
2007	Morgan Burnett, S	3	0	0
2008	Morgan Burnett, S	7	95	1
2009	Morgan Burnett, S	4	40	0
2010	Jerrard Tarrant, S	3	93	1
2011	Rod Sweeting, CB	3	30	1
	Isaiah Johnson, S	3	34	1
	Jemea Thomas, CB-S	3	9	0
2012	Jemea Thomas, CB-S	4	1	0
2013	Five players with	2		
2014	Jamal Golden, S	4	87	1
	D.J. White, CB	4	48	1
2015	Brant Mitchell, LB	2	46	1
	D.J. White, CB	2	0	0
2016	Lance Austin, CB	3	24	1
	Lawrence Austin, NIC	3	3	0
2017	A.J. Gray, S	2	23	0
2018	Malik Rivera	2	84	0
	Anree Saint-Amour	2	19	1
	Tariq Carpenter	2	6	0

SACKS

CAREER

PLAYER	YEARS	SKS	YDS
1. Jeremiah Attaochu	2010-13	31.5	226
2. Greg Gathers	1999-02	31.0	210
3. Coleman Rudolph	1989-92	28.5	200
4. Marco Coleman	1989-91	27.5	162
5. Eric Henderson	2002-05	25.0	183
6. Pat Swilling	1982-85	23.0	194
7. Felipe Claybrooks	1997-00	20.0	156
8. Derrick Morgan	2007-09	19.5	131
9. Michael Johnson	2005-08	19.0	149
10. Philip Wheeler	2003-07	18.5	136

SEASON

PLAYER	YEAR	SKS	YDS	
1. Pat Swilling	1985	15.0	119	
2. Coleman Rudolph	1991	13.0	87	
	Greg Gathers	2000	13.0	89
4. Marco Coleman	1990	12.5	59	
	Derrick Morgan	2009	12.5	81
	Jeremiah Attaochu	2013	12.5	86

DEFENSE

INTERCEPTIONS

CAREER

PLAYER	YEARS	YDS	TD	INT	
1. Willie Clay	1988-91	264	1	16	
2. Jeff Ford	1969-71	320	4	14	
	Randy Rhino	1972-74	216	1	14
	Morgan Burnett	2007-09	135	1	14
5. Bobby Moorhead	1950-52	202	2	13	
	Wade Mitchell	1953-56	187	1	13
	Ken Swilling	1988-91	239	2	13
8. Bill Eastman	1965-67	216	1	12	
	Lawrence Lowe	1977-80	118	1	12
	Ted Thurson	1979-82	60	0	12
	Jeremy Muires	1999-02	65	0	12

SEASON

PLAYER	YEAR	YDS	TD	INT	
1. Jeff Ford	1969	257	3	9	
	Willie Clay	1991	66	1	9
3. Randy Rhino	1972	171	1	8	



7. Eric Henderson	2003	11.0	73	Brad Bourne	1972	92
8. Marco Coleman	1991	10.0	62	8. Kyle Ambrose	1986	91
Felipe Claybrooks	1998	10.0	67	9. Franklin Brooks	1955	89
Greg Gathers	2001	10.0	68	10. Pat Swilling	1985	84
Jeremiah Attaochu	2012	10.0	67			

GAMES PLAYED

CAREER

PLAYER	POS	YEARS	GP
1. Jamal Golden	DB	2011-15	54
Jemea Thomas	DB	2009, '11-13	54
T.J. Barnes	DT	2009-12	54
Rod Sweeting	DB	2009-12	54
5. Chris Milton	DB	2012-15	53
Tyler Marcordes	LB	2012-15	53
Rashaad Reid	DB	2008-11	53
Scott Blair	K-P	2007-10	53
9. Harrison Butler	PK	2013-16	52
Diamond Smith	DB	2012-15	52
Izaan Cross	DL	2009-12	52
Roddy Jones	RB	2008-11	52
Steven Sylvester	LB	2008-11	52
Mario Butler	CB	2007-10	52
Darryl Richard	DT	2004, '06-08	52

TACKLES FOR LOSS

CAREER

PLAYER	YEARS	YDS	TFL
1. Eric Henderson	2002-05	59.5	249
2. Greg Gathers	1999-02	57.0	290
3. Coleman Rudolph	1989-92	52.0	285
4. Marco Coleman	1989-91	50.0	215
5. Daryl Smith	2000-03	48.0	123
6. Jeremiah Attaochu	2010-13	43.5	238
7. Keyaron Fox	2000-03	40.0	137
8. Gerris Wilkinson	2002-05	38.0	141
9. Pat Swilling	1982-85	37.0	224
Felipe Claybrooks	1997-00	37.0	201
11. Philip Wheeler	2003-07	34.5	172
12. Marion Williams	1990-93	33.5	182
13. Ricardo Wimbush	1999-02	32.0	90
Darryl Richard	2004-08	32.0	134
15. Nick Rogers	1998-01	31.0	160
KaMichael Hall	2003-06	31.0	163
17. Adamm Oliver	2004-07	30.5	143
Michael Johnson	2005-08	30.5	183
19. Joe Anoai	2003-06	29.5	126
Derrick Morgan	2007-09	29.5	154

SEASON

PLAYER	YEAR	YDS	TFL
1. Eric Henderson	2003	24.0	91
2. Pat Swilling	1985	21.0	130
Marco Coleman	1991	21.0	90
4. Coleman Rudolph	1991	20.0	110
Greg Gathers	2000	20.0	105
6. Coleman Rudolph	1992	19.5	106
7. Marco Coleman	1990	18.5	76
Derrick Morgan	2009	18.5	96
9. Greg Gathers	1999	18.0	90
Greg Gathers	2001	18.0	95

TACKLES BY LINEMEN

CAREER

PLAYER	YEARS	TT
1. Franklin Brooks	1952-55	271
2. Pat Swilling	1982-85	265
3. John Battle	1963-65	242
4. Brad Bourne	1970-72	241
5. Rick Gibney	1972-75	234
6. Coleman Rudolph	1989-92	220
7. Smylie Gebhart	1969-71	217
8. Rock Perdoni	1969-70	210
9. Ralph Hughes	1994-97	200
10. Mark Pike	1982-85	198

SEASON

PLAYER	YEAR	TT
1. John Battle	1965	112
2. Franklin Brooks	1954	106
3. Rock Perdoni	1969	105
4. Pat Swilling	1984	100
5. John Lagana	1967	94
6. Don Stephenson	1956	92

TACKLES BY LINEBACKERS

CAREER

PLAYER	YEARS	TT
1. Keith Brooking	1994-97	467
2. Jerrelle Williams	1988-91	437
3. Ron Rogers	1994-97	435
4. Lucius Sanford	1974-77	433
5. Rob Horton	1980-83	432
6. Duane Wood	1979-82	426
7. Ted Roof	1982-85	417
8. Joe Harris	1972-74	415
9. Jamal Cox	1991-94	397
10. Mackel Harris	1976-79	390

SEASON

PLAYER	YEAR	TT
1. Joe Harris	1974	188
2. Duane Wood	1980	179
3. Eric Thomas	1989	151
4. Keyaron Fox	2003	155
5. Rob Horton	1981	150
6. Keith Brooking	1996	147
7. Jamal Cox	1994	146
Keith Brooking	1995	146
9. Jerrelle Williams	1989	145
Jerrelle Williams	1990	145
Ron Rogers	1995	145

TACKLES BY DEFENSIVE BACKS

CAREER

PLAYER	YEARS	TT
1. Isaiah Johnson	2010-14	283
2. Jeremy Muyres	1999-02	273
3. Ken Swilling	1988-91	267
4. Dawan Landry	2002-05	250
5. Mark Sheffield	1979-82	244
6. James Butler	2001-04	240
7. Lethon Flowers	1991-94	238
8. Travares Tillman	1996-99	236
9. Morgan Burnett	2007-09	235
10. Jemea Thomas	2009, '11-13	234

SEASON

PLAYER	YEAR	TT
1. James Butler	2003	119
2. Cleve Pounds	1984	114
3. Sammy Brown	1982	113
Cleve Pounds	1985	113
5. Mike Williams	1992	105
6. Gary Faulkner	1971	102
7. Andre Thomas	1988	100
8. Danny Rhino	1974	99
9. David Hendrix	1994	97
10. Sammy Burke	1966	93
Ken Swilling	1989	93
Morgan Burnett	2008	93

GAMES STARTED

CAREER

PLAYER	POS	YEARS	GS
1. Roddy Jones	RB	2008-11	52
2. Ricardo Wimbush	LB	1999-2002	50
3. Reggie Ball	QB	2003-06	49
4. Andrew Gardner	OT	2005-08	48
5. Matt Rhodes	OL	2004-07	47

RUSHING

MOST RUSHING ATTEMPTS

ATT	PLAYER	OPPONENT	DATE
1. 44	TaQuon Marshall	Tennessee	Sept. 4, 2017
2. 40	Tobias Oliver	Virginia Tech	Oct. 25, 2018
3. 39	Robert Lavette	Tennessee	Oct. 23, 1982
39	Jerry Mays	Georgia	Dec. 2, 1989
5. 38	Robert Lavette	Georgia	Nov. 27, 1982
6. 37	Tashard Choice	Miami	Oct. 13, 2007
7. 36	Robert Lavette	Virginia	Oct. 13, 1984
36	Tony Hollings	BYU	Sept. 21, 2002
36	P.J. Daniels	North Carolina	Nov. 15, 2003
10. 35	C.J. Williams	Duke	Oct. 7, 1995
11. 34	Joe Burns	Syracuse	Aug. 26, 2001
34	Joe Burns	NC State	Oct. 20, 2001
34	Joe Burns	North Carolina	Nov. 1, 2001
34	Tashard Choice	NC State	Nov. 4, 2006
34	Anthony Allen	Duke	Nov. 20, 2010
16. 33	Lenny Snow	Texas Tech	Dec. 31, 1965
33	Brent Cunningham	Duke	Nov. 1, 1969
33	Robert Lavette	Memphis State	Sept. 25, 1982
33	P.J. Daniels	Wake Forest	Oct. 11, 2003
33	Tashard Choice	North Carolina	Nov. 17, 2007

MOST RUSHING YARDS

YDS	PLAYER	OPPONENT	DATE
1. 356	Eddie Lee Ivery	Air Force	Nov. 11, 1978
2. 307	P.J. Daniels	Tulsa	Jan. 4, 2004
3. 249	TaQuon Marshall	Tennessee	Sept. 4, 2017
4. 240	P.J. Daniels	North Carolina	Nov. 15, 2003
5. 229	Jimmy Lincoln	Virginia	Sept. 19, 1991
6. 217	Brent Cunningham	Clemson	Oct. 3, 1970
7. 215	Tobias Oliver	Virginia Tech	Oct. 25, 2018
8. 214	Roddy Jones	Georgia	Nov. 29, 2008
9. 207	Jerry Mays	Georgia	Dec. 2, 1989
10. 206	Jerry Mays	Western Carolina	Oct. 12, 1985
206	C.J. Williams	Wake Forest	Nov. 19, 1994
12. 204	Tashard Choice	Miami	Oct. 13, 2007
13. 203	Robert Lavette	Georgia	Nov. 27, 1982
14. 199	Eddie Prokop	Tulsa	Jan. 1, 1944
15. 198	Joe Burns	North Carolina	Nov. 1, 2001
16. 197	Robert Lavette	Navy	Nov. 14, 1981
17. 196	Tashard Choice	Notre Dame	Sept. 1, 2007
196	KirVonte Benson	Pittsburgh	Sept. 23, 2017
19. 195	Anthony Allen	Virginia	Oct. 9, 2010
195	Justin Thomas	Duke	Oct. 29, 2016

MOST TOUCHDOWNS SCORED BY RUSHING

TD	PLAYER	OPPONENT	DATE
1. 5	TaQuon Marshall	Tennessee	Sept. 4, 2017
2. 4	George Maloof	Georgia	Dec. 1, 1951
4	Robert Lavette	Virginia	Nov. 6, 1982
4	Tony Hollings	Connecticut	Sept. 7, 2002
4	P.J. Daniels	Tulsa	Jan. 4, 2004
4	Tevin Washington	Middle Tennessee	Sept. 29, 2012
7. 3	44 times, most recently:		
	Tobias Oliver, Jordan Mason	Virginia Tech	Oct. 25, 2018

LONGEST RUSHING ATTEMPTS

YDS	PLAYER	OPPONENT	DATE
1. 95 (t)	Orwin Smith	Kansas	Sept. 17, 2011
2. 88 (t)	Jonathan Dwyer	Mississippi State	Sept. 20, 2008
3. 87 (t)	Bob McCoy	Citadel	Nov. 20, 1948
4. 85 (t)	Jonathan Dwyer	North Carolina	Nov. 8, 2008
85 (t)	Gerry Bussell	Georgia	Dec. 1, 1962
85 (t)	Morris Harrison	Citadel	Oct. 25, 1947
7. 83 (t)	Robert Lavette	Navy	Nov. 14, 1981
8. 82 (t)	Anthony Allen	Clemson	Sept. 10, 2009
82 (t)	Justin Thomas	Duke	Oct. 29, 2016
10. 80 (t)	Eddie Lee Ivery	Air Force	Nov. 11, 1978
11. 79	Vad Lee	Presbyterian	Sept. 8, 2012
79 (t)	Jerry Mays	NC State	Oct. 11, 1986
13. 78 (t)	TaQuon Marshall	Virginia	Nov. 17, 2017
14. 77 (t)	Orwin Smith	Virginia	Sept. 15, 2012
77 (t)	Orwin Smith	Western Carolina	Sept. 1, 2011
77 (t)	Bill Teas	LSU	Oct. 9, 1954
17. 75 (t)	DeAndre Smelter	North Carolina	Oct. 18, 2014
75 (t)	Jimmy Lincoln	Furman	Sept. 11, 1993
19. 74 (t)	Jonathan Dwyer	Jacksonville State	Sept. 5, 2009
20. 73 (t)	Orwin Smith	North Carolina	Sept. 18, 2010
73 (t)	Tashard Choice	Samford	Sept. 8, 2007
73	Nate Kelsey	Virginia	Sept. 20, 1986
73 (t)	Eddie Lee Ivery	Air Force	Nov. 11, 1978
73	George Volkert	Florida State	Oct. 22, 1955
72 (t)	Tony Hollings	Clemson	Sept. 14, 2002
72 (t)	Robert Lavette	Georgia	Nov. 26, 1983
72 (t)	Rodney Lee	Tennessee	Oct. 8, 1977
28. 71 (t)	Joshua Nesbitt	Virginia Tech	Nov. 4, 2010
71	Charles Wiley	Wake Forest	Nov. 4, 1995
30. 70	Robert Lavette	North Carolina	Oct. 3, 1981
70 (t)	TaQuon Marshall	Wake Forest	Oct. 21, 2017

HISTORIC

YDS	PLAYER	OPPONENT	DATE
82 (t)	Buck Flowers	Georgetown	Nov. 13, 1920

ACC GAMES

YDS	PLAYER	OPPONENT	DATE
1. 85 (t)	Jonathan Dwyer	North Carolina	Nov. 8, 2008
2. 82 (t)	Anthony Allen	Clemson	Sept. 10, 2009
82 (t)	Justin Thomas	Duke	Oct. 29, 2016
4. 79 (t)	Jerry Mays	NC State	Oct. 11, 1986
5. 78 (t)	TaQuon Marshall	Virginia	Nov. 17, 2017
6. 77 (t)	Orwin Smith	Virginia	Sept. 15, 2012
7. 75 (t)	DeAndre Smelter	North Carolina	Oct. 18, 2014

PASSING

MOST PASS ATTEMPTS

ATT	PLAYER	OPPONENT	DATE
1. 61	Larry Good	Tennessee	Oct. 12, 1968
2. 57	George Godsey	Clemson	Oct. 28, 2000
3. 55	George Godsey	Virginia	Nov. 10, 2001
4. 53	Reggie Ball	NC State	Oct. 6, 2005
5. 49	Darrell Gast	Duke	Oct. 31, 1987
6. 47	Tommy Luginbill	Florida State	Nov. 5, 1994
47	Reggie Ball	Duke	Nov. 8, 2003
47	Reggie Ball	North Carolina	Sept. 10, 2005
9. 46	Michael Kelley	Georgia	Nov. 29, 1980
46	Todd Rampley	Wake Forest	Nov. 12, 1988
46	Shawn Jones	Georgia	Nov. 28, 1992
12. 45	Tommy Luginbill	Virginia	Oct. 15, 1994
45	George Godsey	Maryland	Oct. 11, 2001
45	A.J. Suggs	Maryland	Oct. 17, 2002



15.	44	Eddie McAshan	Miami	Sept. 26, 1970
	44	Michael Kelley	Georgia	Dec. 5, 1981
	44	Rick Strom	North Carolina	Sept. 19, 1987
	44	A.J. Suggs	Florida State	Nov. 9, 2002
19.	43	Shawn Jones	Virginia	Sept. 19, 1992
	43	Sean Jones	Wake Forest	Nov. 14, 1992
	43	George Godsey	NC State	Sept. 21, 2000

22	Taylor Bennett	Maryland	Oct. 6, 2007	
17.	21	Shawn Jones	Clemson	Sept. 26, 1992
	21	Joe Hamilton	NC State	Oct. 11, 1997
	21	Joe Hamilton	Virginia	Nov. 8, 1997
20.	20	Joe Hamilton	Duke	Oct. 3, 1998
	20	Taylor Bennett	Boston College	Sept. 15, 2007

MOST PASS COMPLETIONS

NO.	PLAYER	OPPONENT	DATE	
1.	39	George Godsey	Virginia	Nov. 10, 2001
2.	35	George Godsey	Clemson	Oct. 28, 2000
3.	29	George Godsey	Virginia	Nov. 9, 2000
4.	28	A.J. Suggs	Maryland	Oct. 17, 2002
5.	27	Michael Kelley	Georgia	Nov. 29, 1980
	27	Reggie Ball	Duke	Nov. 8, 2003
7.	26	Shawn Jones	Georgia	Nov. 28, 1992
	26	George Godsey	Maryland	Oct. 11, 2001
	26	A.J. Suggs	Virginia	Oct. 26, 2002
10.	25	Larry Good	Tennessee	Oct. 12, 1968
	25	Michael Kelley	Georgia	Dec. 5, 1981
	25	Todd Rampley	Wake Forest	Nov. 12, 1988
	25	Shawn Jones	Virginia	Sept. 19, 1992
	25	Tommy Luginbill	Virginia	Oct. 15, 1994
	25	George Godsey	Florida State	Dec. 1, 2001
16.	24	10 times		

HIGHEST COMPLETION PERCENTAGE (MINIMUM 10 ATTEMPTS)

COMP%	PLAYER	OPPONENT	DATE	
1.	.880 (22-25)	Joe Hamilton	Florida State	Sept. 11, 1999
2.	.875 (14-16)	George Godsey	Citadel	Sept. 1, 2001
3.	.867 (13-15)	Kim King	Auburn	Oct. 16, 1965
4.	.818 (9-11)	James Person	Georgia	Nov. 30, 1968
5.	.809 (17-21)	Joe Hamilton	Maryland	Nov. 22, 1997
6.	.808 (21-26)	Joe Hamilton	Virginia	Nov. 8, 1997
7.	.800 (12-15)	Kim King	Duke	Oct. 30, 1965
	.800 (12-15)	James Stevens	Iowa State	Dec. 18, 1972
9.	.789 (15-19)	Joe Hamilton	Duke	Sept. 26, 1996
10.	.786 (11-14)	John Williams	Texas Tech	Dec. 19, 1970
	.786 (11-14)	Joshua Nesbitt	Miss. State	Oct. 3, 2009
12.	.784 (29-37)	George Godsey	Virginia	Nov. 9, 2000
13.	.778 (14-18)	Jim Bob Taylor	Citadel	Sept. 18, 1982
14.	.769 (10-13)	A.J. Suggs	Vanderbilt	Aug. 31, 2002
15.	.762 (16-21)	George Godsey	Wake Forest	Oct. 14, 2000
16.	.750 (12-16)	Billy Lothridge	Duke	Nov. 3, 1962
	.750 (18-24)	James Stevens	Clemson	Sept. 29, 1973
	.750 (15-20)	Shawn Jones	Georgia	Dec. 1, 1990
	.750 (18-24)	Joe Hamilton	Wake Forest	Sept. 14, 1996
20.	.741 (20-27)	George Godsey	Wake Forest	Nov. 17, 2001

MOST COMPLETIONS WITHOUT AN INTERCEPTION

NO.	PLAYER	OPPONENT	DATE	
1.	35	George Godsey	Clemson	Oct. 28, 2000
2.	29	George Godsey	Virginia	Nov. 9, 2000
3.	28	A.J. Suggs	Maryland	Oct. 17, 2002
4.	26	A.J. Suggs	Virginia	Oct. 26, 2002
5.	25	Shawn Jones	Virginia	Sept. 19, 1992
6.	24	Donnie Davis	NC State	Oct. 23, 1993
	24	Tommy Luginbill	North Carolina	Oct. 8, 1994
	24	George Godsey	NC State	Oct. 20, 2001
	24	Reggie Ball	NC State	Oct. 4, 2003
	24	Reggie Ball	North Carolina	Sept. 10, 2005
11.	23	Joe Hamilton	Duke	Oct. 16, 1999
	23	George Godsey	Stanford	Dec. 27, 2001
13.	22	Joe Hamilton	Duke	Nov. 15, 1997
	22	Joe Hamilton	Florida State	Sept. 11, 1999
	22	Reggie Ball	Connecticut	Nov. 13, 2004

MOST INTERCEPTIONS THROWN

INT	PLAYER	OPPONENT	DATE	
1.	5	Jerry Priestley	Tennessee	Nov. 7, 1964
	5	Eddie McAshan	Rice	Nov. 30, 1972
3.	4	Stanley Gann	Auburn	Oct. 15, 1960
	4	Marvin Hoffman	Tennessee	Oct. 11, 1969
	4	Eddie McAshan	Tennessee	Oct. 10, 1970
	4	James Stevens	South Carolina	Sept. 15, 1973
	4	Michael Kelley	Alabama	Sept. 8, 1979
	4	Michael Kelley	Georgia	Nov. 24, 1979
	4	Joel Peebles	Auburn	Oct. 18, 1980
	4	Darrell Gast	Wake Forest	Nov. 21, 1987
	4	Demarius Bilbo	Fresno State	Dec. 31, 2002
	4	Taylor Bennett	Virginia Tech	Nov. 1, 2007
13.	3	40 times		

MOST PASSING YARDS

YDS	PLAYER	OPPONENT	DATE	
1.	486	George Godsey	Virginia	Nov. 10, 2001
2.	454	George Godsey	Clemson	Oct. 28, 2000
3.	416	Darrell Gast	Duke	Oct. 31, 1987
4.	387	Joe Hamilton	Florida State	Sept. 11, 1999
	387	Joe Hamilton	Maryland	Sept. 30, 1999
6.	371	Eddie McAshan	Rice	Sept. 30, 1972
7.	361	Michael Kelley	Navy	Nov. 17, 1979
8.	354	George Godsey	Maryland	Nov. 18, 2000
9.	341	Joe Hamilton	Georgia	Nov. 27, 1999
10.	337	Joe Hamilton	Virginia	Nov. 8, 1997
11.	333	Michael Kelley	Georgia	Nov. 29, 1980
	333	George Godsey	Wake Forest	Oct. 14, 2000
13.	326	Taylor Bennett	West Virginia	Jan. 1, 2007
14.	324	Joe Hamilton	Duke	Oct. 16, 1999
15.	323	George Godsey	Virginia	Nov. 9, 2000
16.	322	Joe Hamilton	Clemson	Nov. 13, 1999
17.	320	George Godsey	Maryland	Oct. 11, 2001
	320	Reggie Ball	North Carolina	Sept. 10, 2005
19.	319	Kim King	Virginia	Nov. 13, 1965
20.	317	Rick Strom	Citadel	Sept. 12, 1987

HIGHEST PASS EFFICIENCY (MINIMUM 10 PASS ATTEMPTS)

EFF	PLAYER	OPPONENT	DATE	
1.	312.80	Tevin Washington	Western Carolina	Sept. 1, 2011
	[8-13, 271, 3 TD]			
2.	289.80	Joshua Nesbitt	Duke	Nov. 14, 2009
	[6-10, 195, 2 TD]			
3.	276.94	Justin Thomas	Duke	Oct. 29, 2016
	[10-14, 264, 2 TD]			
4.	275.25	Justin Thomas	Wofford	Aug. 30, 2014
	[11-15, 282, 2 TD]			
5.	272.25	George Godsey	Wake Forest	Oct. 14, 2000
	[16-21, 333, 4 TD]			
6.	270.83	Joe Hamilton	Florida State	Sept. 11, 1999
	[22-25, 387, 4 TD]			
7.	261.74	Joshua Nesbitt	Mississippi State	Oct. 3, 2009
	[11-14, 266, 1 TD]			
8.	252.93	Rick Strom	The Citadel	Sept. 12, 1987
	[11-18, 317, 3 TD, 1 INT]			
9.	245.30	George Godsey	The Citadel	Sept. 1, 2001
	[14-16, 222, 2 TD]			
10.	244.70	Tevin Washington	Duke	Nov. 17, 2012
	[6-10, 102, 3 TD]			

MOST TOUCHDOWNS SCORED BY PASSING

TD	PLAYER	OPPONENT	DATE
1. 5	Eddie McAshan	Rice	Sept. 30, 1972
5	Joe Hamilton	Clemson	Nov. 13, 1999
3. 4	Eddie Prokop	Tulane	Nov. 13, 1943
4	Frank Broyles	Tulane	Nov. 11, 1944
4	Darrell Crawford	Auburn	Oct. 20, 1951
4	Shawn Jones	Maryland	Oct. 7, 1989
4	Shawn Jones	Georgia	Dec. 1, 1990
4	Tommy Luginbill	Western Carolina	Sept. 10, 1994
4	Joe Hamilton	Florida State	Sept. 11, 1999
4	Joe Hamilton	Georgia	Nov. 27, 1999
4	George Godsey	Wake Forest	Oct. 14, 2000
4	Reggie Ball	Georgia	Sept. 11, 2004
4	Reggie Ball	NC State	Nov. 4, 2006
4	Vad Lee	Duke	Sept. 14, 2013
4	Justin Thomas	Ga. Southern	Sept. 13, 2014
16. 3	34 times, most recently: TaQuon Marshall	Jacksonville St.	Sept. 9, 2017

LONGEST PASS COMPLETIONS

YDS	QB/RECEIVER	OPP.	DATE
1. 96 (t)	Brandon Shaw to Charlie Rogers	UCF	Oct. 26, 1996
2. 90 (t)	Ted Peoples to Drew Hill	Duke	Sept. 9, 1978
3. 88 (t)	Jaybo Shaw to Demaryius Thomas	Duke	Oct. 4, 2008
4. 87 (t)	Darrell Gast to Greg Lester	Duke	Oct. 31, 1987
87 (t)	Joshua Nesbitt to Embry Peoples	Vanderbilt	Oct. 31, 2009
6. 86 (t)	Tobias Oliver to Qua Searcy	N. Carolina	Nov. 3, 2018
7. 83 (t)	Justin Thomas to Clinton Lynch	N. Carolina	Nov. 5, 2016
82 (t)	Shawn Jones to Keenan Walker	Maryland	Oct. 12, 1991
82 (t)	Tevin Washington to Stephen Hill	W. Carolina	Sept. 1, 2011
82 (t)	Vad Lee to Jeff Greene	Presbyterian	Sept. 8, 2012
11. 81 (t)	Shawn Jones to Bobby Rodriguez	Clemson	Oct. 14, 1989
81 (t)	Justin Thomas to Marcus Marshall	Vanderbilt	Sept. 17, 2016
13. 80 (t)	Kim King to John Sias	TCU	Sept. 30, 1967
80 (t)	Mike Kelley to Leon Chadwick	Notre Dame	Oct. 6, 1979
80 (t)	Donnie Davis to Derrick Steagall	Furman	Sept. 11, 1993
80 (t)	Graham Stroman to C.J. Williams	Maryland	Oct. 22, 1994
80 (t)	Joe Hamilton to Dez White	Florida St.	Sept. 11, 1999
80 (t)	Joe Hamilton to Dez White	Maryland	Sept. 30, 1999
80 (t)	Reggie Ball to Nate Curry	Syracuse	Dec. 21, 2004
80 (t)	TaQuon Marshall to R. Jeune	Va. Tech	Nov. 11, 2017
21. 79 (t)	E.M. Holsinger to J.W. Kizer	Oct. 27, 1945	
79	Rick Strom to Steve Davenport	Citadel	Sept. 12, 1987
79 (t)	Calvin Booker to Jonathan Dwyer	Gardner-Webb	Oct. 11, 2008
79 (t)	Tevin Washington to Stephen Hill	Duke	Nov. 20, 2010
79 (t)	Justin Thomas to Charles Perkins	Pittsburgh	Oct. 25, 2014
26. 78 (t)	Ken Bonifay to John Stas	Duke	Nov. 2, 1968
78 (t)	Shawn Jones to William Bell	Chattanooga	Sept. 22, 1990
28. 77 (t)	Eddie McAshan to Jimmy Robinson	Mich. St.	Sept. 23, 1972
77 (t)	Tommy Luginbill to Omar Cassidy	N. Carolina	Oct. 8, 1994
77 (t)	Tevin Washington to Stephen Hill	W. Carolina	Sept. 1, 2011
77 (t)	Matthew Jordan to Clinton Lynch	Vanderbilt	Sept. 17, 2016
32. 76 (t)	Shawn Jones to Greg Lester	Virginia	Sept. 19, 1991
76 (t)	Joshua Nesbitt to Demaryius Thomas	Georgia	Nov. 28, 2009
34. 75	Donnie Davis to Dorsey Levens	Baylor	Nov. 6, 1993
75 (t)	Joshua Nesbitt to Demaryius Thomas	Duke	Nov. 14, 2009

ACC GAMES

YDS	QB/RECEIVER	OPP.	DATE
1. 88 (t)	Jaybo Shaw to Demaryius Thomas	Duke	Oct. 4, 2008
2. 87 (t)	Darrell Gast to Greg Lester	Duke	Oct. 31, 1987
3. 86 (t)	Tobias Oliver to Qua Searcy	N. Carolina	Nov. 3, 2018
4. 83 (t)	Justin Thomas to Clinton Lynch	N. Carolina	Nov. 5, 2016
5. 82 (t)	Shawn Jones to Keenan Walker	Maryland	Oct. 12, 1991
6. 81 (t)	Shawn Jones to Bobby Rodriguez	Clemson	Oct. 14, 1989

RECEIVING

MOST PASS RECEPTIONS

REC	PLAYER	OPPONENT	DATE
1. 14	John Sias	Navy	Nov. 9, 1968
14	Stephen Harkley	South Carolina	Sept. 12, 1970
14	Robert Lavette	Notre Dame	Nov. 7, 1981
14	Kelly Campbell	Clemson	Oct. 28, 2000
5. 13	Will Glover	Virginia	Nov. 10, 2001
6. 11	Kelly Campbell	Duke	Oct. 16, 1999
7. 10	Jerry Mays	Wake Forest	Nov. 12, 1988
10	Kelly Campbell	Syracuse	Aug. 26, 2001
10	Kelly Campbell	Stanford	Dec. 27, 2001
10	Calvin Johnson	NC State	Oct. 6, 2005
10	Calvin Johnson	Maryland	Oct. 7, 2006
12. 9	22 times, most recently; Demaryius Thomas	Duke	Oct. 4, 2008

MOST RECEIVING YARDS

YDS	PLAYER	OPPONENT	DATE
1. 243	Dez White	Virginia	Oct. 17, 1998
2. 230	Demaryius Thomas	Duke	Oct. 4, 2008
3. 223	Derrick Steagall	Virginia	Nov. 8, 1997
4. 215	Dez White	Maryland	Sept. 30, 1999
5. 209	Kelly Campbell	Clemson	Oct. 28, 2000
6. 203	Kris Kentera	Navy	Nov. 17, 1979
203	Kelly Campbell	North Carolina	Oct. 9, 1999
8. 198	John Sias	Navy	Nov. 9, 1968
9. 194	Jonathan Smith	Wake Forest	Oct. 11, 2003
10. 193	Greg Lester	Duke	Oct. 31, 1987
193	Kelly Campbell	Syracuse	Aug. 26, 2001
12. 190	Kelly Campbell	Duke	Oct. 16, 1999
13. 186	Calvin Johnson	West Virginia	Jan. 1, 2007
14. 181	Stephen Hill	Western Carolina	Sept. 1, 2011
15. 176	Jason McGill	Maryland	Oct. 10, 1992
16. 174	Demaryius Thomas	Mississippi State	Oct. 3, 2009
17. 172	Will Glover	Virginia	Nov. 10, 2001
18. 171	Craig Baynham	Virginia	Nov. 13, 1965
171	Dez White	North Carolina	Sept. 26, 1998
20. 170	Jonathan Smith	Clemson	Sept. 20, 2003

MOST TOUCHDOWNS SCORED BY RECEIVING

TD	PLAYER	OPPONENT	DATE
1. 4	Buck Martin	Auburn	Oct. 20, 1951
2. 3	Craig Baynham	Duke	Oct. 30, 1965
3	Kris Kentera	Navy	Nov. 17, 1979
3	Jason McGill	Maryland	Oct. 10, 1992
3	Dez White	Virginia	Oct. 17, 1998
3	Calvin Johnson	Clemson	Sept. 11, 2004

TOTAL OFFENSE/SCORING

MOST OFFENSIVE PLAYS

NO.	PLAYER	OPPONENT	DATE
1. 68	Larry Good	Tennessee	Oct. 12, 1968
2. 65	Reggie Ball	NC State	Oct. 6, 2005
3. 63	George Godsey	Clemson	Oct. 28, 2000
63	George Godsey	Virginia	Nov. 10, 2001
5. 62	Joe Hamilton	Miami	Jan. 1, 2000
6. 57	Shawn Jones	Georgia	Nov. 28, 1992
7. 56	Kim King	Georgia	Nov. 27, 1965
56	Reggie Ball	Clemson	Sept. 20, 2003
56	Reggie Ball	Clemson	Sept. 11, 2004
10. 55	Reggie Ball	Duke	Nov. 8, 2003
11. 54	Tommy Luginbill	Virginia	Oct. 15, 1994
54	George Godsey	Maryland	Oct. 11, 2001



54	Reggie Ball	North Carolina	Sept. 10, 2005	97 (ir)	Jamal Lewis	Samford	Sept. 9, 2006	
14.	53 TaQuon Marshall	Tennessee	Sept. 4, 2017	97 (kr)	Jamal Golden	BYU	Oct. 27, 2012	
53	Joe Hamilton	Maryland	Nov. 11, 1996	13.	96 (p)	Brandon Shaw to Charlie Rogers	UCF	Oct. 26, 1996
53	Joe Hamilton	Georgia	Nov. 29, 1997	96 (kr)	J.J. Green	Pittsburgh	Oct. 8, 2016	
53	A.J. Suggs	Florida State	Nov. 9, 2002	15.	95 (pr)	Randy Rhino	S. Carolina	Sept. 16, 1972
53	Reggie Ball	NC State	Oct. 4, 2003	95 (kr)	Cory Collier	Duke	Oct. 29, 1983	
19.	51 TaQuon Marshall	Virginia	Nov. 4, 2017	95 (kr)	Gary Lee	Georgia	Nov. 30, 1985	
51	Michael Kelley	Duke	Nov. 3, 1979	95 (ir)	Ken Swilling	NC State	Sept. 9, 1989	
51	Rick Strom	North Carolina	Sept. 19, 1987	95 (kr)	Dez White	Duke	Nov. 15, 1997	
51	Shawn Jones	Virginia	Sept. 19, 1992	95 (r)	Orwin Smith	Kansas	Sept. 17, 2011	
51	Joe Hamilton	Wake Forest	Nov. 20, 1999	95 (ir)	Tyler Marcordes	Elon	Aug. 31, 2013	
51	George Godsey	NC State	Sept. 21, 2000	95 (ir)	Juaneyh Thomas	Louisville	Oct. 5, 2018	
51	Tevin Washington	Maryland	Oct. 8, 2011	23.	93 (kr)	Billy Williamson	Tennessee	Nov. 5, 1960
				93 (kr)	Gerry Bussell	Tulane	Oct. 27, 1962	
				25.	91 (kr)	Lester Simerville	Tulane	Oct. 26, 1957
				26.	90 (p)	Ted Peebles to Drew Hill	Duke	Sept. 9, 1978
				90 (fr)	Kofi Smith	Wake Forest	Nov. 21, 1998	
				28.	88 (r)	Jonathan Dwyer	Miss. State	Sept. 20, 2008
				88 (p)	Jaybo Shaw to Demaryius Thomas	Duke	Oct. 4, 2008	
				30.	87 (p)	Darrell Gast to Greg Lester	Duke	Oct. 31, 1987
				87 (p)	Joshua Nesbitt to Embry Peeples	Vanderbilt	Oct. 31, 2009	

MOST TOTAL OFFENSE YARDS

YDS	PLAYER	OPPONENT	DATE	
1.	477	George Godsey	Virginia	Nov. 10, 2001
2.	474	Joe Hamilton	Maryland	Sept. 30, 1999
3.	459	Justin Thomas	Duke	Oct. 29, 2016
4.	450	George Godsey	Clemson	Oct. 28, 2000
5.	435	Joe Hamilton	Georgia	Nov. 27, 1999
6.	412	Darrell Gast	Duke	Oct. 31, 1987
7.	410	Joe Hamilton	Clemson	Nov. 13, 1999
8.	405	Joe Hamilton	Florida State	Sept. 11, 1999
9.	387	Joe Hamilton	Duke	Oct. 16, 1999
10.	376	Michael Kelley	Navy	Nov. 17, 1979
11.	369	TaQuon Marshall	Tennessee	Sept. 4, 2017
12.	368	Joe Hamilton	Virginia	Nov. 8, 1997
13.	367	Reggie Ball	NC State	Oct. 6, 2005
14.	365	Eddie McAshan	Rice	Sept. 30, 1972
15.	364	Joe Hamilton	NC State	Oct. 11, 1997
16.	362	Joe Hamilton	North Carolina	Sept. 26, 1998
17.	357	George Godsey	Maryland	Nov. 18, 2000
18.	356	Eddie Lee Ivery	Air Force	Nov. 11, 1978
	356	Joe Hamilton	West Virginia	Dec. 29, 1997
20.	353	Justin Thomas	Wofford	Aug. 30, 2014
21.	350	Joe Hamilton	North Carolina	Oct. 9, 1999

MOST TOUCHDOWNS SCORED

TD	PLAYER	OPPONENT	DATE	
1.	5	TaQuon Marshall	Tennessee	Sept. 4, 2017
2.	4	Buck Martin	Auburn	Oct. 20, 1951
4	George Maloof	Georgia	Dec. 1, 1951	
4	Robert Lavette	Virginia	Nov. 6, 1982	
4	C.J. Williams	NC State	Nov. 11, 1995	
4	Joe Burns	North Carolina	Sept. 30, 2000	
4	Tony Hollings	Connecticut	Sept. 7, 2002	
4	P.J. Daniels	Tulsa	Jan. 4, 2004	
4	Tevin Washington	Middle Tenn.	Sept. 29, 2012	
10.	3	62 times, most recently:		
		Tobias Oliver	Virginia Tech	Oct. 25, 2018
		Jordan Mason		

LONGEST TOUCHDOWN SCORED

YDS	PLAYER	OPPONENT	DATE	
1.	100 (ir)	Frank Broyles	Clemson	Sept. 30, 1944
100 (ir)	Jeff Ford	Notre Dame	Nov. 15, 1969	
100 (kr)	Drew Hill	Georgia	Dec. 2, 1978	
100 (kr)	Dez White	Maryland	Oct. 31, 1998	
100 (kr)	Jamal Golden	N. Carolina	Nov. 10, 2012	
100 (kr)	Juaneyh Thomas	Georgia	Nov. 24, 2018	
7.	99 (ir)	Bill Eastman	Tulane	Oct. 22, 1966
99 (kr)	Gary Lee	NC State	Oct. 11, 1986	
9.	97 (kr)	Eddie Lee Ivery	Notre Dame	Nov. 5, 1977
97 (kr)	Drew Hill	Auburn	Oct. 21, 1978	

YDS	PLAYER	OPPONENT	DATE	
1.	102 (kr)	Dewey Scarborough	Georgetown	Nov. 15, 1919
2.	92 (pr)	Everett Strupper	Mercer	Sept. 30, 1916
	92 (pr)	Pat Barron	Pennsylvania	Nov. 14, 1931

HISTORIC

YDS	PLAYER	OPPONENT	DATE	
1.	102 (kr)	Dewey Scarborough	Georgetown	Nov. 15, 1919
2.	92 (pr)	Everett Strupper	Mercer	Sept. 30, 1916
	92 (pr)	Pat Barron	Pennsylvania	Nov. 14, 1931

ACC GAMES

YDS	PLAYER	OPPONENT	DATE	
1.	100 (kr)	Jamal Golden	N. Carolina	Nov. 10, 2012
	100 (kr)	Dez White	Maryland	Oct. 31, 1998
3.	99 (kr)	Gary Lee	NC State	Oct. 11, 1986
4.	96 (kr)	J.J. Green	Pittsburgh	Oct. 8, 2016
5.	95 (kr)	Dez White	Duke	Nov. 15, 1997
	95 (ir)	Ken Swilling	NC State	Sept. 9, 1989
	95 (kr)	Cory Collier	Duke	Oct. 29, 1983
95 (ir)	Juaneyh Thomas	Louisville	Oct. 5, 2018	

PUNTING

MOST PUNTS

P	PLAYER	OPPONENT	DATE	
1. 13	Pressley Harvin III	Georgia	Nov. 30, 2019	
2.	12	Chip Pallman	Notre Dame	Nov. 14, 1970
12	Sean McDewitt	Clemson	Sept. 26, 1987	
12	Rodney Williams	Florida State	Oct. 18, 1997	
5.	11	Tommy Chapman	Clemson	Oct. 7, 1967
11	Harper Brown	Notre Dame	Nov. 8, 1975	
11	Jeff Pierce	North Carolina	Oct. 4, 1980	
11	Ben Arndt	Virginia Tech	Sept. 24, 2005	
9.	10	Jerry Priestley	Tulane	Oct. 24, 1964
10	Jerry Priestley	Vanderbilt	Sept. 18, 1965	
10	Tommy Chapman	Notre Dame	Nov. 18, 1967	
10	Tommy Chapman	USC	Oct. 25, 1969	
10	Chip Pallman	Miami	Sept. 26, 1970	
10	Jeff Pierce	Florida	Sept. 20, 1980	
10	Jeff Pierce	Notre Dame	Nov. 8, 1980	
10	Jeff Pierce	Notre Dame	Nov. 7, 1981	
10	Ron Rice	Auburn	Oct. 16, 1982	
10	Mike Snow	Chattanooga	Nov. 9, 1985	
10	Sean McDewitt	Chattanooga	Sept. 10, 1988	
10	William Weaver	Clemson	Sept. 28, 1991	
10	Ben Arndt	Clemson	Sept. 11, 2004	
10	Durant Brooks	Boston College	Sept. 15, 2007	

MOST PUNT YARDS

YDS	PLAYER	OPPONENT	DATE
1. 587	Pressley Harvin III	Georgia	Nov. 30, 2019
2. 553	Rodney Williams	Florida State	Oct. 18, 1997
3. 505	Sean McDewitt	Clemson	Sept. 26, 1987
4. 464	Ben Arndt	Virginia Tech	Sept. 24, 2005
5. 454	Ron Rice	Auburn	Oct. 16, 1982
6. 453	Durant Brooks	Boston College	Sept. 15, 2007
7. 443	Chip Pallman	Notre Dame	Nov. 14, 1970
8. 440	Jeff Pierce	North Carolina	Oct. 4, 1980
9. 434	Jeff Pierce	Notre Dame	Nov. 7, 1981
434	Pressley Harvin III	Virginia Tech	Nov. 16, 2019
11. 422	Pressley Harvin III	Clemson	Oct. 28, 2017
12. 420	Ben Arndt	Clemson	Sept. 11, 2004
13. 412	Harper Brown	Notre Dame	Nov. 8, 1975
14. 411	Jeff Pierce	Florida	Sept. 20, 1980
15. 408	Jeff Pierce	Notre Dame	Nov. 8, 1980
16. 406	Chris Morehouse	UCF	Sept. 2, 2000
17. 405	Tommy Chapman	Clemson	Oct. 7, 1967
405	Jeff Pierce	Navy	Nov. 15, 1980
19. 397	Chip Pallman	Miami	Sept. 26, 1970
20. 390	Jason Bender	Wake Forest	Nov. 14, 1992

HIGHEST PUNT AVERAGE (MINIMUM 2 PUNTS)

AVG	PLAYER	OPPONENT	DATE
1. 65.5	Michael Kelley	Alabama	Sept. 8, 1979
2. 60.0	Durant Brooks	North Carolina	Nov. 17, 2007
3. 55.5	Dan Dyke	Clemson	Sept. 29, 2001
4. 55.0	Rodney Williams	Boston College	Oct. 4, 1997
5. 54.5	Rodney Williams	Duke	Nov. 15, 1997
54.5	Dan Dyke	Duke	Oct. 16, 1999
7. 52.7	Rodney Williams	NC State	Oct. 11, 1997
8. 52.5	Sean Poole	Duke	Sept. 14, 2013
9. 52.2	Ryan Rodwell	Virginia	Nov. 19, 2016
10. 52.0	Jason Bender	NC State	Oct. 1, 1994
52.0	Sean Poole	Middle Tennessee	Oct. 10, 2011
12. 51.8	Rodney Williams	Florida State	Oct. 24, 1998
13. 51.7	Chandler Anderson	Duke	Nov. 14, 2009
51.7	Ryan Rodwell	Georgia	Nov. 26, 2016
15. 51.5	Pressley Harvin III	Wake Forest	Oct. 21, 2017
16. 51.4	Pressley Harvin III	Duke	Oct. 12, 2019
17. 51.0	James Brantley	Auburn	Oct. 19, 1957
51.0	Joe Delaney	Duke	Nov. 1, 1958
51.0	Chick Graning	Auburn	Oct. 21, 1961
51.0	Chandler Anderson	Jacksonville State	Sept. 5, 2009

LONGEST PUNTS

YDS	PLAYER	OPPONENT	DATE
1. 80	Dave Davis	Army	Nov. 8, 1952
80	Mike Kelley	Alabama	Sept. 8, 1979
3. 78	Ben Arndt	Miami	Nov. 19, 2005
4. 77	Gerald Burch	Clemson	Nov. 8, 1958
77	Rodney Williams	Virginia	Oct. 5, 1996
77	Durant Brooks	North Carolina	Nov. 17, 2007
7. 72	Joe Delany	Tennessee	Oct. 11, 1958
8. 71	Chris Morehouse	Georgia	Nov. 24, 2001
9. 70	Charlie Mason	Florida	Nov. 23, 1957
70	Tommy Chapman	Miami	Nov. 10, 1967
70	Tommy Chapman	Notre Dame	Nov. 18, 1967
12. 69	Joe Delany	SMU	Oct. 25, 1958
69	Ben Smith	Florida	Oct. 1, 1960
14. 68	Ben Smith	Clemson	Oct. 3, 1959
68	Jeff Pierce	Tennessee	Oct. 11, 1980
68	Dan Dyke	Florida State	Sept. 9, 2000
17. 67	Jason Bender	Stanford	Dec. 25, 1991

18. 66	Kenneth Owen	Duke	Nov. 3, 1956
66	Robert Dover	SMU	Sept. 28, 1957
66	Harper Brown	Clemson	Sept. 27, 1975
66	Ted Peoples	South Carolina	Sept. 10, 1977
66	Durant Brooks	Army	Oct. 20, 2007
66	Sean Poole	Duke	Sept. 14, 2013

HISTORIC

YDS	PLAYER	OPPONENT	DATE
1. 85	Buck Flowers	Davidson	Oct. 9, 1920
2. 80	Robert Parham	Georgia	Nov. 13, 1926

FIELD GOALS

MOST FIELD GOALS

FG	PLAYER	OPPONENT	DATE
1. 5	Ron Rice	The Citadel	Sept. 18, 1982
2. 4	Cam Bonifay	Navy	Nov. 17, 1973
4	Scott Sisson	Florida State	Oct. 17, 1992
4	Luke Manget	Clemson	Sept. 29, 2001
4	Travis Bell	Notre Dame	Sept. 1, 2007
4	Scott Blair	Clemson	Dec. 5, 2009
4	Harrison Butker	Kentucky	Dec. 31, 2016
4	Wesley Wells	Virginia	Nov. 17, 2018
9. 3	34 times, most recently:		
	Harrison Butker	Virginia Tech	Nov. 12, 2016

MOST FIELD GOAL ATTEMPTS

FGA	PLAYER	OPPONENT	DATE
1. 7	Luke Manget	NC State	Oct. 20, 2001
2. 5	Thomas Wells	Duke	Nov. 1, 1958
5	Ron Rice	The Citadel	Sept. 18, 1982
5	Tyler Jarrett	Clemson	Sept. 25, 1993
5	David Frakes	Wake Forest	Sept. 14, 1996
5	Brad Chambers	Maryland	Oct. 31, 1998
5	Travis Bell	Notre Dame	Sept. 1, 2007
8. 4	29 times, most recently:		
	Wesley Wells	Virginia	Nov. 17, 2018

LONGEST FIELD GOALS

YDS	PLAYER	OPPONENT	DATE
1. 55	E.O. Wheeler	VMI	Nov. 10, 1973
55	Ron Rice	The Citadel	Sept. 18, 1982
55	David Bell	Georgia	Nov. 29, 1986
4. 54	Johnny Duncan	Clemson	Oct. 4, 1969
54	E.O. Wheeler	Auburn	Oct. 19, 1974
54	Ron Rice	Duke	Oct. 29, 1983
7. 53	Dave Frakes	Virginia	Oct. 5, 1996
53	Harrison Butker	Georgia	Nov. 29, 2014
53	Harrison Butker	Florida State	Oct. 24, 2015
10. 52	E.O. Wheeler	VMI	Nov. 10, 1973
52	Thomas Palmer	North Carolina	Sept. 19, 1987
52	Harrison Butker	Duke	Sept. 26, 2015
52	Harrison Butker	Kentucky	Dec. 31, 2016
14. 51	David Bell	Furman	Sept. 13, 1986
51	Scott Sisson	Penn State	Aug. 28, 1991
51	Scott Sisson	Georgia	Nov. 30, 1991
51	Scott Sisson	Florida State	Oct. 17, 1992
51	Luke Manget	Virginia	Nov. 10, 2001
51	Travis Bell	Virginia	Sept. 22, 2007
20. 50	Scott Sisson	Clemson	Sept. 26, 1992
50	Luke Manget	NC State	Sept. 21, 2000
50	Luke Manget	NC State	Oct. 20, 2001



LONGEST FIELD GOAL ATTEMPTS

YDS	PLAYER	OPPONENT	DATE
1. 64	Ron Rice	Auburn	Oct. 16, 1982
2. 63	E.O. Whealler	VMI	Nov. 10, 1973
3. 62	Travis Bell	Georgia	Nov. 24, 2007
4. 60	Chris Leone	Virginia	Oct. 15, 1994
5. 59	E.O. Whealler	VMI	Nov. 10, 1973
59	Kyle Belcher	Miami	Oct. 2, 2004
7. 57	Robert Jobson	Rice	Sept. 30, 1972
57	E.O. Whealler	Navy	Nov. 18, 1972
57	Scott Sisson	Duke	Oct. 27, 1990
10. 56	Ron Rice	North Carolina	Oct. 3, 1981
11. 55	E.O. Whealler	VMI	Oct. 20, 1973
55#	E.O. Whealler	Auburn	Nov. 10, 1973
55#	Ron Rice	Citadel	Sept. 18, 1982
55	David Bell	North Carolina	Oct. 4, 1986
55#	David Bell	Georgia	Nov. 29, 1986
55#	Harrison Butker	Georgia	Nov. 28, 2015

= Good

KICK RETURNS

MOST KICKOFF RETURNS

KR	PLAYER	OPPONENT	DATE
1. 8	Nathan Cottrell	Virginia	Nov. 4, 2017
2. 7	Drew Hill	Notre Dame	Nov. 5, 1977
7	Richard Hills	Duke	Oct. 31, 1987
7	Dez White	Virginia	Nov. 6, 1999
7	Kenny Scott	Virginia	Nov. 22, 2003
7	Jamal Golden	North Carolina	Nov. 10, 2012
7. 6	Drew Hill	Georgia	Nov. 27, 1975
6	Drew Hill	Duke	Oct. 29, 1977
6	Richard Hills	Clemson	Sept. 26, 1987
6	Howard Edwards	Duke	Oct. 28, 1989
6	Kevin Tisdell	Virginia	Nov. 3, 1990
6	Kevin Tisdell	Penn State	Aug. 28, 1991
6	Dez White	Clemson	Nov. 13, 1999
6	Kelly Campbell	Georgia	Nov. 24, 2001
6	P.J. Daniels	Georgia	Nov. 30, 2002
6	Jamaal Evans	Georgia	Nov. 24, 2007
6	Jamaal Evans	Fresno State	Dec. 31, 2007
6	Orwin Smith	Clemson	Dec. 5, 2009
6	Daniel McKayhan	NC State	Sept. 25, 2010
6	B.J. Bostic	Miami	Nov. 13, 2010
6	B.J. Bostic	Georgia	Nov. 27, 2010
6	Orwin Smith	Miami	Sept. 22, 2012
6	Nathan Cottrell	Miami	Oct. 14, 2017
6	Juanyeh Thomas	USF	Sept. 8, 2018

MOST KICKOFF RETURN YARDS

YDS	PLAYER	OPPONENT	DATE
1. 230	Jamal Golden	at North Carolina	Nov. 10, 2012
2. 184	Howard Edwards	Duke	Oct. 28, 1989
3. 178	Nathan Cottrell	Virginia	Nov. 4, 2017
4. 174	Jamal Golden	BYU	Oct. 27, 2012
5. 167	Kevin Tisdell	Duke	Oct. 27, 1990
6. 166	Drew Hill	Georgia	Nov. 27, 1975
7. 157	Dez White	Virginia	Nov. 6, 1999
8. 156	Dez White	Maryland	Oct. 31, 1998
9. 154	Kenny Scott	NC State	Oct. 4, 2003
10. 152	Richard Hills	Duke	Oct. 31, 1987
152	Kevin Tisdell	South Carolina	Oct. 19, 1991
12. 151	J.J. Green	Pittsburgh	Oct. 8, 2016
13. 149	Drew Hill	Duke	Oct. 29, 1977
149	Richard Hills	Clemson	Sept. 26, 1987
15. 147	Drew Hill	Notre Dame	Nov. 5, 1977

16. 146	Kenny Scott	Virginia	Nov. 22, 2003	
17. 141	Dez White	Duke	Nov. 15, 1997	
18. 140	Kevin Tisdell	Clemson	Oct. 13, 1990	
	140	Jamal Golden	Wofford	Aug. 30, 2014
20. 139	Orwin Smith	Duke	Nov. 14, 2009	

HIGHEST KICKOFF RETURN AVERAGE (MINIMUM 2 RETURNS)

AVG	PLAYER	OPPONENT	DATE
1. 59.5	Jamal Golden	Duke	Oct. 11, 2014
2. 58.5	Drew Hill	Georgia	Dec. 2, 1978
3. 57.5	Drew Hill	Auburn	Oct. 21, 1978
4. 55.0	Correy Earls	Samford	Sept. 8, 2007
5. 52.0	Dez White	Maryland	Oct. 31, 1998
6. 51.3	Kenny Scott	NC State	Oct. 4, 2003
7. 48.0	Tobias Oliver	The Citadel	Sept. 14, 2019
8. 46.7	Kevin Tisdell	Clemson	Oct. 13, 1990
9. 46.3	Orwin Smith	Duke	Nov. 14, 2009
10. 45.0	Howard Edwards	W. Carolina	Nov. 4, 1989
11. 44.7	Cory Collier	Duke	Oct. 29, 1983
12. 41.8	Kevin Tisdell	Duke	Oct. 27, 1990
13. 40.0	P.J. Daniels	Wake Forest	Oct. 5, 2002
40.0	Lynn Griffin	Virginia	Oct. 26, 2013
15. 39.3	Lethon Flowers	North Carolina	Oct. 8, 1994
16. 38.5	Orwin Smith	Middle Tenn.	Sept. 29, 2012
17. 38.3	Charlie Rogers	Navy	Nov. 23, 1996
38.3	Tony Zenon	Maryland	Oct. 8, 2011
19. 38.0	Charlie Rogers	Virginia	Nov. 8, 1997
20. 37.8	J.J. Green	Pittsburgh	Oct. 8, 2016

LONGEST KICKOFF RETURNS

YDS	PLAYER	OPPONENT	DATE
1. 100 (t)	Drew Hill	Georgia	Dec. 2, 1978
100 (t)	Dez White	Maryland	Oct. 31, 1998
100 (t)	Jamal Golden	North Carolina	Nov. 10, 2012
100 (t)	Juanyeh Thomas	Georgia	Nov. 24, 2018
5. 99 (t)	Gary Lee	NC State	Oct. 11, 1986
6. 97 (t)	Eddie Lee Ivery	Notre Dame	Nov. 5, 1977
97 (t)	Drew Hill	Auburn	Oct. 21, 1978
97 (t)	Jamal Golden	BYU	Oct. 27, 2012
9. 96 (t)	J.J. Green	Pittsburgh	Oct. 8, 2016
10. 95	Cory Collier	Duke	Oct. 29, 1983
95 (t)	Gary Lee	Georgia	Nov. 30, 1985
95 (t)	Dez White	Duke	Nov. 15, 1997
13. 93 (t)	Billy Williamson	Tennessee	Nov. 5, 1960
93 (t)	Gerry Bussell	Tulane	Oct. 27, 1962
15. 91 (t)	Lester Simerville	Tulane	Oct. 26, 1957
16. 90	Kenny Scott	NC State	Oct. 4, 2003
17. 87	Kevin Tisdell	Clemson	Oct. 13, 1990
18. 85 (t)	Kevin Tisdell	Duke	Oct. 27, 1990
19. 83	Orwin Smith	Duke	Nov. 14, 2009
20. 79	Tony Zenon	Maryland	Oct. 8, 2011

HISTORIC

YDS	PLAYER	OPPONENT	DATE
1. 102 (t)	Dewey Scarboro	Georgetown	Nov. 15, 1919

ACC GAMES

YDS	PLAYER	OPPONENT	DATE
1. 100 (t)	Dez White	Maryland	Oct. 31, 1998
100 (t)	Jamal Golden	North Carolina	Nov. 10, 2012
3. 99 (t)	Gary Lee	NC State	Oct. 11, 1986
4. 96 (t)	J.J. Green	Pittsburgh	Oct. 8, 2016
5. 95	Cory Collier	Duke	Oct. 29, 1983
95 (t)	Dez White	Duke	Nov. 15, 1997

PUNT RETURNS

MOST PUNT RETURNS

PR	PLAYER	OPPONENT	DATE
1. 9	Kelley Rhino	The Citadel	Sept. 1, 2001
2. 8	Kelley Rhino	Duke	Oct. 6, 2001
8	Kelley Rhino	Florida State	Nov. 9, 2002
8	Kelley Rhino	Duke	Nov. 16, 2002
5. 7	Nathan Perryman	Virginia	Oct. 5, 1996
7	Charlie Rogers	North Carolina	Sept. 26, 1998
7	Marvius Hester	UCF	Sept. 2, 2000
8. 6	18 times, most recently: Tyler Melton	Gardner-Webb	Oct. 11, 2008

MOST PUNT RETURN YARDS

YDS	PLAYER	OPPONENT	DATE
1. 149	Gerry Bussell	Auburn	Oct. 20, 1962
2. 136	Randy Rhino	South Carolina	Sept. 16, 1972
3. 120	Mike Wysong	Florida State	Sept. 19, 1970
4. 117	Charlie Rogers	Virginia	Oct. 17, 1998
5. 111	Kelley Rhino	North Carolina	Nov. 1, 2001
6. 110	Kelley Rhino	Vanderbilt	Aug. 31, 2002
7. 106	Willie Clay	North Carolina	Oct. 26, 1991
8. 101	Michael Smith	Duke	Oct. 31, 1992
9. 97	Johnny Menger	Auburn	Oct. 20, 1956
10. 96	Jeff Ford	Clemson	Oct. 2, 1971
11. 94	James Brown	Vanderbilt	Sept. 24, 1966
12. 87	Riccardo Ingram	VMI	Nov. 8, 1986
87	Jerrard Tarrant	Jacksonville St.	Sept. 5, 2009
14. 86	Bill Eastman	Navy	Oct. 23, 1965
86	James Brown	Navy	Oct. 23, 1965
16. 85	Jerrard Tarrant	Clemson	Sept. 10, 2009
17. 84	Jack Westbrook	Tennessee	Oct. 23, 1982
84	Jonathan Smith	Virginia	Nov. 22, 2003
84	Jamal Golden	Miami	Sept. 22, 2012
20. 83	Tyler Evans	Samford	Sept. 8, 2007

HIGHEST PUNT RETURN AVERAGE (MINIMUM 2 RETURNS)

AVG	PLAYER	OPPONENT	DATE
1. 68.0	Randy Rhino	South Carolina	Sept. 16, 1972
2. 48.5	Johnny Menger	Auburn	Oct. 20, 1956
3. 42.0	Jamal Golden	Miami	Sept. 22, 2012
42.0	Jonathan Smith	Virginia	Nov. 22, 2003
5. 39.0	James Brown	Vanderbilt	Sept. 18, 1965
6. 37.5	Jonathan Smith	North Carolina	Nov. 15, 2003
7. 36.5	Eddie Lee Ivery	The Citadel	Sept. 30, 1978
36.5	Charlie Rogers	Wake Forest	Nov. 21, 1998
9. 33.7	Michael Smith	Duke	Oct. 31, 1992
10. 30.0	Charlie Rogers	Duke	Sept. 26, 1996
11. 29.0	Jerrard Tarrant	Jacksonville State	Sept. 5, 2009
12. 28.7	James Brown	Navy	Oct. 23, 1965
13. 28.0	Jack Westbrook	Tennessee	Oct. 23, 1982
28.0	Jamal Golden	USC	Dec. 31, 2012
15. 27.8	Kelley Rhino	North Carolina	Nov. 1, 2001
16. 27.3	Nathan Perryman	Georgia	Nov. 30, 1996
17. 27.0	Randy Rhino	Boston College	Nov. 11, 1972
18. 26.5	Marvius Hester	Virginia	Nov. 6, 1999
19. 26.3	Riccardo Ingram	Wake Forest	Nov. 22, 1986
20. 25.5	Mike Wysong	Duke	Nov. 1, 1969

LONGEST PUNT RETURNS

YDS	PLAYER	OPPONENT	DATE
1. 95 (t)	Randy Rhino	South Carolina	Sept. 16, 1972
2. 87 (t)	Johnny Menger	Auburn	Oct. 20, 1956
3. 86 (t)	Bill Eastman	Navy	Oct. 23, 1965
4. 85 (t)	Jerrard Tarrant	Clemson	Sept. 10, 2009

5. 80 (t)	Jonathan Smith	Virginia	Nov. 22, 2003
6. 78 (t)	James Brown	Vanderbilt	Sept. 18, 1965
7. 77 (t)	Sammy Burke	Navy	Oct. 23, 1965
8. 75 (t)	Jimmy Jordan	Washington & Lee	Oct. 8, 1949
75 (t)	Gerry Bussell	Auburn	Oct. 20, 1962
10. 74 (t)	Frank Nix	Tennessee	Oct. 11, 1958
11. 73 (t)	Jonathan Smith	North Carolina	Nov. 15, 2003
12. 72 (t)	Jack Westbrook	Tennessee	Oct. 23, 1982
72 (t)	Michael Smith	Duke	Oct. 31, 1992
72 (t)	Nathan Perryman	Georgia (thk)	Nov. 30, 1996
15. 71 (t)	Eddie Lee Ivery	The Citadel	Sept. 30, 1978
16. 69 (t)	James Brown	Vanderbilt	Sept. 24, 1966
69	Charlie Rogers	New Mexico State	Sept. 12, 1998
18. 68 (t)	Jerrard Tarrant	Jacksonville State	Sept. 5, 2009
19. 63 (t)	Charlie Rogers	Wake Forest	Nov. 21, 1998
63	Willie Clay	Stanford	Dec. 25, 1991
63 (t)	Giles Smith	Duke	Oct. 29, 1966
22. 61 (t)	Willie Clay	North Carolina	Oct. 26, 1991
23. 59 (t)	James Brown	Auburn	Oct. 15, 1966
24. 58	James Brown	Duke	Oct. 29, 1966
25. 56	Nathan Perryman	Georgia	Nov. 23, 1995
56	Jamal Golden	Miami	Sept. 22, 2012
56	Jamal Golden	USC	Dec. 31, 2012

HISTORIC

YDS	PLAYER	OPPONENT	DATE
1. 92 (t)	Pat Barron	Pennsylvania	Nov. 14, 1931
92 (t)	Everett Strupper	Mercer	Sept. 30, 1916

ACC GAMES

YDS	PLAYER	OPPONENT	DATE
1. 85 (t)	Jerrard Tarrant	Clemson	Sept. 10, 2009
2. 80 (t)	Jonathan Smith	Virginia	Nov. 22, 2003
3. 73 (t)	Jonathan Smith	North Carolina	Nov. 15, 2003
4. 72 (t)	Michael Smith	Duke	Oct. 31, 1992
5. 63 (t)	Charlie Rogers	Wake Forest	Nov. 21, 1998

INTERCEPTIONS

MOST INTERCEPTIONS

INT	PLAYER	OPPONENT	DATE
1. 3	Howard Ector	Vanderbilt	Oct. 30, 1937
3	Bobby Moorhead	Auburn	Oct. 18, 1952
3	Bubba Hoats	Georgia	Nov. 29, 1969
3	Randy Rhino	Rice	Sept. 30, 1972
3	Ken Swilling	Boston College	Nov. 25, 1989
3	Brian Wilkins	Florida State	Nov. 2, 1996
7. 2	58 times, most recently: A.J. Gray	North Carolina	Sept. 30, 2017

MOST INTERCEPTION RETURN YARDS

YDS	INT	PLAYER	OPPONENT	DATE
1. 100	1	Jeff Ford	Notre Dame	Nov. 15, 1969
2. 99	2	Bill Eastman	Tulane	Oct. 22, 1966
3. 97	1	Jamal Lewis	Samford	Sept. 9, 2006
4. 95	1	Ken Swilling	NC State	Sept. 9, 1989
95	1	Tyler Marcordes	Elon	Aug. 31, 2013
95	1	Juanyeh Thomas	Louisville	Oct. 5, 2018
7. 85	1	Mario Butler	Duke	Nov. 20, 2010
85	1	Jamal Golden	Clemson	Nov. 15, 2014
9. 84	1	Gerry Bussell	Tennessee	Nov. 7, 1964
84	1	Willy Clay	Western Carolina	Nov. 4, 1989
11. 83	1	Mike Williams	Wake Forest	Nov. 17, 1990
12. 78	2	Rick Lewis	Tulane	Oct. 24, 1970
13. 75	1	Dave Beavin	Duke	Oct. 31, 1970
14. 74	1	Quayshawn Nealy	Utah	Dec. 31, 2011



15.	72	3	Ken Swilling	Boston College	Nov. 25, 1989
16.	71	1	Quayshawn Nealy	NC State	Nov. 8, 2014
17.	70	1	Daryl Smith	Georgia	Nov. 25, 2000
18.	68	1	Derrick Shepard	Boston College	Oct. 4, 1997
19.	67	1	Richard Gookin	LSU	Oct. 13, 1956
67	2	Gary Faulkner	Clemson	Oct. 7, 1972	

14	Calvin Tiggle	Clemson	Oct. 13, 1990	
7.	13	Joe Bill Faith	Georgia	Nov. 30, 1968
13	Joe Harris	Tennessee	Oct. 13, 1973	
13	Lucius Sanford	Auburn	Oct. 18, 1975	
13	Duane Wood	Alabama	Sept. 6, 1980	
13	John Porter	Virginia	Nov. 7, 1987	
13	Jerrelle Williams	Virginia	Sept. 16, 1989	
13	Jamal Cox	Arizona	Sept. 1, 1994	
14.	12	20 times, most recent: Jemea Thomas	Virginia	Oct. 26, 2013

LONGEST INTERCEPTION RETURNS

YDS	PLAYER	OPPONENT	DATE	
1.	100 (t)	Frank Broyles	Clemson	Sept. 30, 1944
100 (t)	Jeff Ford	Notre Dame	Nov. 15, 1969	
3.	99 (t)	Bill Eastman	Tulane	Oct. 22, 1966
4.	97 (t)	Jamal Lewis	Samford	Sept. 9, 2006
5.	95 (t)	Ken Swilling	NC State	Sept. 9, 1989
95 (t)	Tyler Marcordes	Elon	Aug. 31, 2013	
95 (t)	Juanyeh Thomas	Louisville	Oct. 5, 2018	
8.	85 (t)	Mario Butler	Duke	Nov. 20, 2010
85 (t)	Jamal Golden	Clemson	Nov. 15, 2014	
10.	84 (t)	Gerry Bussell	Tennessee	Nov. 7, 1964
84	Willie Clay	Western Carolina	Nov. 4, 1989	
12.	83 (t)	Mike Williams	Wake Forest	Nov. 17, 1990
13.	75 (t)	Stan Beavers	Duke	Oct. 31, 1970
14.	74 (t)	Quayshawn Nealy	Utah (OT)	Dec. 31, 2011
15.	73 (t)	W.P. McHugh	St. Mary's	Jan. 1, 1947
16.	72 (t)	Ken Swilling	Boston College	Nov. 25, 1989
17.	71	Quayshawn Nealy	NC State	Nov. 8, 2014
18.	70 (t)	Daryl Smith	Georgia	Nov. 25, 2000
19.	68	Derrick Shepard	Boston College	Oct. 4, 1997
20.	67 (t)	Richard Gookin	LSU	Oct. 13, 1956

HISTORIC

YDS	PLAYER	OPPONENT	DATE	
1.	85 (t)	Judy Harlan	Washington & Lee	Oct. 20, 1917
85 (t)	Wilbur Peterson	North Carolina	Nov. 7, 1931	

ACC GAMES

YDS	PLAYER	OPPONENT	DATE	
1.	95 (t)	Ken Swilling	NC State	Sept. 9, 1989
95 (t)	Juanyeh Thomas	Louisville	Oct. 5, 2018	
3.	85 (t)	Mario Butler	Duke	Nov. 20, 2010
85 (t)	Jamal Golden	Clemson	Nov. 15, 2014	
5.	83 (t)	Mike Williams	Wake Forest	Nov. 17, 1990
6.	71	Quayshawn Nealy	NC State	Nov. 8, 2014

TACKLES

MOST TOTAL TACKLES

TT	PLAYER	OPPONENT	DATE	
1.	22	Rob Horton	Alabama	Sept. 12, 1981
22	Jamal Cox	Arizona	Sept. 1, 1994	
3.	21	Ronald Rogers	Clemson	Oct. 28, 1995
4.	20	Rob Horton	Navy	Nov. 14, 1981
20	Keith Brooking	Clemson	Oct. 28, 1995	
6.	19	Joe Harris	Tennessee	Oct. 13, 1973
19	Duane Wood	Tulane	Oct. 25, 1980	
19	Duane Wood	Navy	Nov. 14, 1981	
19	Eric Thomas	Duke	Oct. 28, 1989	
19	Calvin Tiggle	Clemson	Oct. 13, 1990	

MOST SOLO TACKLES

UT	PLAYER	OPPONENT	DATE	
1.	17	Keith Brooking	Clemson	Oct. 19, 1996
2.	15	Rob Horton	Navy	Nov. 14, 1981
15	Jamal Cox	North Carolina	Oct. 16, 1993	
4.	14	Lucius Sanford	Georgia	Nov. 27, 1976
14	Mackel Harris	California	Sept. 16, 1978	

MOST TACKLES FOR LOSS

TFL	PLAYER	OPPONENT	DATE	
1.	7.0	Pat Swilling	NC State	Sept. 14, 1985
2.	5.0	Beau Bruce	Michigan State	Sept. 23, 1972
5.0	Marco Coleman	Maryland	Oct. 6, 1990	
4.	4.5	Michael Johnson	Gardner-Webb	Oct. 11, 2008
5.	4.0	Stephen Bruce	Auburn	Oct. 20, 1973
4.0	Reggie Wilkes	Navy	Nov. 13, 1976	
4.0	Marvin Dyett	Florida	Oct. 28, 1978	
4.0	David Allen	Air Force	Oct. 11, 1979	
4.0	Robert Jaracz	Duke	Nov. 1, 1980	
4.0	Marco Coleman	Penn State	Aug. 28, 1991	
4.0	Jimmy Clements	Maryland	Sept. 28, 1995	
4.0	Derrick Shepard	Maryland	Nov. 22, 1997	
4.0	Jesse Tarplin	Maryland	Nov. 22, 1997	
4.0	Felipe Claybrooks	Maryland	Oct. 31, 1998	
4.0	Felipe Claybrooks	UCF	Sept. 18, 1999	
4.0	Greg Gathers	Maryland	Sept. 30, 1999	
4.0	Recardo Wimbush	Navy	Sept. 16, 2000	
4.0	Felipe Claybrooks	Clemson	Oct. 28, 2000	
4.0	Greg Gathers	Clemson (OT)	Sept. 29, 2001	
4.0	Nicholas Rogers	Florida State	Dec. 1, 2001	
4.0	Gerris Wilkinson	BYU	Aug. 28, 2003	
4.0	Eric Henderson	Auburn	Sept. 6, 2003	
4.0	Keyaron Fox	Georgia	Nov. 29, 2003	
4.0	Joe Anoai	NC State	Nov. 6, 2004	
4.0	KaMichael Hall	Miami	Nov. 19, 2005	
4.0	Darrell Robertson	Army	Oct. 20, 2007	
4.0	Derrick Morgan	Gardner-Webb	Oct. 11, 2008	
4.0	Derrick Morgan	Clemson	Sept. 10, 2009	
4.0	Adam Gotsis	BYU	Oct. 12, 2013	
4.0	Jeremiah Attaochu	Georgia	Nov. 30, 2013	

MOST SACKS

SKS	PLAYER	OPPONENT	DATE	
1.	5.0	Marco Coleman	Maryland	Oct. 6, 1990
5.0	Pat Swilling	NC State	Sept. 14, 1985	
3.	4.0	Jeremiah Attaochu	Georgia	Nov. 30, 2013
4.	3.0	Marco Coleman	Georgia	Dec. 1, 1990
3.0	Marco Coleman	Penn State	Aug. 28, 1991	
3.0	Richard Kimsey	NC State	Oct. 3, 1992	
3.0	Coleman Rudolph	Maryland	Oct. 10, 1992	
3.0	Tom Johnson	Maryland	Oct. 9, 1993	
3.0	Jimmy Clements	Maryland	Sept. 28, 1995	
3.0	Derrick Shepard	Maryland	Nov. 22, 1997	
3.0	Jesse Tarplin	NC State	Oct. 10, 1998	
3.0	Eric Henderson	Auburn	Sept. 6, 2003	
3.0	Philip Wheeler	Miami	Oct. 28, 2006	
3.0	Derrick Morgan	Clemson	Sept. 10, 2009	
3.0	Derrick Morgan	Wake Forest	Nov. 7, 2009	
3.0	Jeremiah Attaochu	North Carolina	Sept. 24, 2011	
3.0	Jeremiah Attaochu	Maryland	Nov. 3, 2012	
18.	2.5	Five times, most recent: Derrick Morgan	Gardner-Webb	Oct. 11, 2008

FUMBLES
MOST FUMBLES FORCED

	FF	PLAYER	OPPONENT	DATE
1.	2	Maxie Baughan	Duke	Oct. 31, 1959
	2	Nick Rogers	Navy	Sept. 16, 2000
	2	Cory Collins	Navy	Sept. 8, 2001
	2	Tony Hargrove	NC State	Oct. 20, 2001
	2	James Butler	Wake Forest	Oct. 11, 2003
	2	Eric Henderson	Clemson	Oct. 29, 2005
	2	Michael Johnson	Wake Forest	Dec. 2, 2006
	2	Jerrard Tarrant	Duke	Nov. 20, 2010
	2	D.J. White	vs. Mississippi	Dec. 30, 2013
	2	P.J. Davis	Pitt	Oct. 25, 2014
	2	Anree Saint-Amour	Louisville	Oct. 5, 2018

MOST FUMBLES RECOVERED

	FR	PLAYER	OPPONENT	DATE
1.	2	Rausey Mason	SMU	Sept. 28, 1957
	2	Randy Rhino	Tennessee	Oct. 13, 1973
	2	Beau Bruce	Auburn	Oct. 20, 1973
	2	Gil Kyle	Notre Dame	Nov. 8, 1975
	2	Al Richardson	Tulane	Sept. 23, 1978
	2	Lynwood Volley	Air Force	Nov. 11, 1978
	2	Henry Johnson	Georgia	Dec. 2, 1978
	2	Anthony Harrison	Tennessee	Oct. 22, 1983
	2	Dante Jones	Tennessee	Oct. 27, 1984
	2	Cedric Stallworth	Virginia	Sept. 20, 1986
	2	Willis Crockett	VMI	Nov. 5, 1988
	2	Gary Brown	Clemson	Sept. 25, 1993
	2	Ronald Rogers	Maryland	Oct. 22, 1994
	2	Jermaine Miles	UCF	Oct. 26, 1996
	2	Daryl Smith	Navy	Sept. 16, 2000
	2	Joe Anoai	Tulsa	Jan. 4, 2004
	2	Quayshawn Nealy	Pittsburgh	Oct. 25, 2014
	2	Charlie Thomas	Louisville	Oct. 5, 2018

LONGEST FUMBLE RETURNS

	YDS	PLAYER	OPPONENT	DATE
1.	90 (t)	Kofi Smith	Wake Forest	Nov. 21, 1998
2.	60 (t)	Jimmy Clements	Duke	Sept. 26, 1996
3.	54 (t)	Matt Uremovich	Duke	Oct. 3, 1998
4.	43 (t)	Quayshawn Nealy	NC State	Nov. 8, 2014
5.	42 (t)	Roderrick Roberts	North Carolina	Sept. 26, 1998
6.	40 (t)	Jerrard Tarrant	Mississippi State	Oct. 3, 2009
7.	38 (t)	Gary Guyton	Virginia Tech	Sept. 30, 2006
	38 (t)	P.J. Davis	Kentucky	Dec. 31, 2016
9.	34 (t)	Delaunta Cameron	Virginia	Oct. 17, 1998

**RUSHING****100-YARD RUSHING GAMES (BY YARDS)**

YDS	PLAYER	OPPONENT	DATE
356	Eddie Lee Ivery	Air Force	Nov. 11, 1978
307	P.J. Daniels	Tulsa	Jan. 4, 2004
249	TaQuon Marshall	Tennessee (201)	Sept. 4, 2017
240	P.J. Daniels	North Carolina	Nov. 15, 2003
229	Jimmy Lincoln	Virginia	Sept. 19, 1991
217	Brent Cunningham	Clemson	Oct. 3, 1970
215	Tobias Oliver	Virginia Tech	Oct. 25, 2018
214	Roddy Jones	Georgia	Nov. 29, 2008
207	Jerry Mays	Georgia	Dec. 2, 1989
206	Jerry Mays	Western Carolina	Oct. 12, 1985
206	C.J. Williams	Wake Forest	Nov. 19, 1994
204	Tashard Choice	Miami	Oct. 13, 2007
203	Robert Lavette	Georgia	Nov. 27, 1982
199	Eddie Prokop	Tulsa	Jan. 1, 1944
198	Joe Burns	North Carolina	Nov. 1, 2001
197	Robert Lavette	Navy	Nov. 14, 1981
196	Tashard Choice	Notre Dame	Sept. 1, 2007
196	KirVonte Benson	Pittsburgh	Sept. 23, 2017
195	Anthony Allen	Virginia	Oct. 9, 2010
195	Justin Thomas	Duke	Oct. 29, 2016
190	Brent Cunningham	Duke	Nov. 1, 1969
189	Tony Hollings	BYU	Sept. 21, 2002
189	Jonathan Dwyer	Wake Forest (OT)	Nov. 7, 2009
188	Jerry Mays	NC State	Oct. 11, 1986
186	Jonathan Dwyer	Vanderbilt	Oct. 31, 2009
185	C.J. Williams	Duke	Oct. 7, 1995
184	Marcus Marshall	Alcorn State	Sept. 3, 2015
179	Joe Burns	Maryland	Oct. 31, 1998
176	Tevin Washington	Clemson	Oct. 29, 2011
175	P.J. Daniels	Wake Forest	Oct. 11, 2003
175	TaQuon Marshall	Louisville	Oct. 5, 2018
171	Rodney Lee	Duke	Oct. 29, 1977
171	Synjyn Days	vs. Mississippi State	Dec. 31, 2014
170	Tashard Choice	Duke	Nov. 10, 2007
169	Jerry Mays	North Carolina	Oct. 21, 1989
169	P.J. Daniels	Samford	Sept. 4, 2004
169	Tashard Choice	West Virginia	Jan. 1, 2007
169	Dedrick Mills	Kentucky	Dec. 31, 2016
168	Bobby North	Auburn	Oct. 15, 1949
168	Robert Lavette	North Carolina	Oct. 3, 1981
168	Cory Collier	Wake Forest	Nov. 12, 1983
166	Eddie Lee Ivery	Miami	Oct. 14, 1978
166	William Bell	Duke	Oct. 27, 1990
166	C.J. Williams	Maryland	Sept. 28, 1995
166	Anthony Allen	Georgia	Nov. 27, 2010
165	Anthony Allen	Duke	Nov. 20, 2010
165	Justin Thomas	at Virginia Tech	Sept. 20, 2014
164	Tashard Choice	NC State	Nov. 4, 2006
163	TaQuon Marshall	Wake Forest	Oct. 21, 2017
161	Robert Lavette	Virginia	Oct. 13, 1984
160	Eddie Lee Ivery	Georgia	Dec. 2, 1978
159	Jonathan Dwyer	Duke	Oct. 4, 2008
159	Marcus Marshall	Pittsburgh	Oct. 17, 2015
158	Robert Lavette	Georgia	Nov. 26, 1983
158	Robert Lavette	The Citadel	Sept. 22, 1984
158	Jonathan Dwyer	North Carolina	Sept. 26, 2009
157	Eddie Lee Ivery	South Carolina	Oct. 7, 1978
157	Jerry Mays	North Carolina	Oct. 22, 1988
157	Jonathan Dwyer	North Carolina	Nov. 8, 2008
157	Orwin Smith	Kansas	Sept. 17, 2011
157	Synjyn Days	at NC State	Nov. 8, 2014
156	Ronny Cone	Air Force	Nov. 10, 1979
154	Brent Cunningham	Duke	Oct. 31, 1970
154	C.J. Williams	Arizona	Sept. 7, 1995
153	Tony Hollings	Vanderbilt	Aug. 31, 2002

YDS	PLAYER	OPPONENT	DATE
151	David Sims	VMI	Oct. 11, 1975
151	Jerry Mays	VMI	Nov. 5, 1988
151	C.J. Williams	Furman	Sept. 2, 1995
151	Joshua Nesbitt	Virginia Tech	Sept. 13, 2008
150	Sean Gregory	UCF	Sept. 18, 1999
149	Robert Lavette	Tennessee	Oct. 27, 1984
148	Robert Lavette	The Citadel	Sept. 18, 1982
148	Robert Lavette	Memphis	Sept. 25, 1982
147	C.J. Williams	NC State	Sept. 7, 1996
147	Tony Hollings	Clemson	Sept. 14, 2002
147	Synjyn Days	Virginia	Nov. 1, 2014
146	Tashard Choice	Georgia	Nov. 25, 2006
146	Eddie Lee Ivery	Florida	Oct. 28, 1978
145	Robert Lavette	Tulane	Oct. 9, 1982
145	Joe Burns	Wake Forest	Nov. 17, 2001
145	Tashard Choice	Clemson	Sept. 29, 2007
145	Jonathan Dwyer	Florida State	Nov. 1, 2008
144	Tony Hollings	Connecticut	Sept. 7, 2002
144	Jonathan Dwyer	Georgia	Nov. 29, 2008
143	C.J. Williams	NC State	Nov. 11, 1995
143	Marcus Marshall	Virginia Tech	Nov. 12, 2016
143	TaQuon Marshall	Virginia	Nov. 4, 2017
142	Brent Cunningham	Navy	Nov. 7, 1970
142	Eddie Lee Ivery	South Carolina	Sept. 10, 1977
142	Tashard Choice	North Carolina	Nov. 17, 2007
141	Lenny Snow	Clemson	Oct. 1, 1966
141	Adrian Rucker	Virginia	Oct. 5, 1974
141	Robert Lavette	North Carolina	Oct. 1, 1983
141	Dorsey Levens	Wake Forest	Nov. 13, 1993
141	Jonathan Dwyer	Mississippi State	Sept. 20, 2008
141	Jordan Mason	Miami	Oct. 19, 2019
141	Jordan Mason	NC State	Nov. 21, 2019
140	Joshua Nesbitt	Florida State	Oct. 10, 2009
140	Zach Laskey	Georgia	Nov. 29, 2014
140	TaQuon Marshall	Duke	Nov. 18, 2017
139	Robert Lavette	Tennessee	Oct. 23, 1982
139	Robert Lavette	Wake Forest	Nov. 13, 1982
139	Jerry Mays	South Carolina	Sept. 23, 1989
138	Tashard Choice	Maryland	Oct. 7, 2006
138	Jonathan Dwyer	Samford	Sept. 8, 2007
138	Preston Lyons	Utah (OT)	Dec. 31, 2011
137	Rodney Lee	Tennessee	Oct. 8, 1977
137	Orwin Smith	Virginia	Sept. 15, 2012
137	Justin Thomas	Georgia Southern	Sept. 13, 2014
137	TaQuon Marshall	North Carolina	Sept. 30, 2017
136	Lenny Snow	Texas Tech	Dec. 31, 1965
136	Robert Lavette	Virginia	Nov. 6, 1982
136	Jerry Mays	Maryland	Oct. 7, 1989
136	Ajenavi Eziemefe	North Carolina	Sept. 28, 2002
136	Tevin Washington	Duke	Nov. 19, 2011
136	KirVonte Benson	Wake Forest	Oct. 21, 2017
135	Jerry Mays	Wake Forest	Nov. 18, 1989
135	Tashard Choice	Maryland	Oct. 6, 2007
134	David Sims	North Carolina	Oct. 12, 1974
134	Richard Hills	Indiana State	Oct. 10, 1987
134	Tashard Choice	Georgia	Nov. 24, 2007
133	Dorsey Levens	NC State	Oct. 23, 1993
133	Zach Laskey	Virginia	Oct. 26, 2013
133	Zach Laskey	Miami	Oct. 4, 2014
132	David Sims	Miami	Sept. 20, 1975
132	Dedrick Mills	North Carolina	Nov. 5, 2016
131	Lenny Snow	Virginia	Nov. 5, 1966
131	William Bell	Maryland	Oct. 9, 1993
131	Tevin Washington	Air Force	Dec. 27, 2010
130	Lenny Snow	Clemson	Oct. 2, 1965
130	Rob Healy	Georgia	Nov. 25, 1971
130	Dorsey Levens	Maryland	Oct. 9, 1993
130	Reggie Ball	Troy	Sept. 16, 2006

YDS	PLAYER	OPPONENT	DATE	YDS	PLAYER	OPPONENT	DATE
130	Joshua Nesbitt	South Carolina State	Sept. 4, 2010	125	Charles Wiley	Duke	Nov. 15, 1997
130	KirVonte Benson	North Carolina	Sept. 30, 2017	125	Jonathan Dwyer	Virginia	Oct. 24, 2009
129	Leon Hardeman	SMU	Oct. 4, 1952	125	Anthony Allen	Virginia Tech	Nov. 4, 2010
129	Sidney Ford	Navy	Sept. 8, 2001	124	Bucky Shamburger	Duke	Nov. 1, 1975
129	KirVonte Benson	Clemson	Oct. 28, 2017	124	Eddie Lee Ivery	Tulane	Oct. 22, 1977
128	Bill Teas	LSU	Oct. 9, 1954	124	KirVonte Benson	Tennessee (20T)	Sept. 4, 2017
128	Robert Lavette	Alabama	Sept. 15, 1984	123	Ray Mendheim	Auburn	Oct. 19, 1963
128	William Bell	Georgia	Dec. 1, 1990	123	David Sims	Pittsburgh	Sept. 21, 1974
128	Jonathan Dwyer	Miami	Nov. 20, 2008	123	Eddie Lee Ivery	Virginia	Oct. 2, 1976
127	Eddie Lee Ivery	Auburn	Oct. 21, 1978	123	Jerry Mays	North Carolina	Oct. 5, 1985
127	William Bell	Nebraska	Jan. 1, 1991	123	William Bell	North Carolina	Oct. 20, 1990
127	Anthony Allen	Clemson	Sept. 10, 2009	123	Joe Burns	North Carolina	Sept. 30, 2000
127	Marcus Marshall	Virginia	Nov. 19, 2016	122	David Sims	Notre Dame	Nov. 6, 1976
126	David Sims	South Carolina	Sept. 14, 1974	122	Gary Hardie	Tulane	Oct. 22, 1977
126	Joe Burns	Clemson (OT)	Sept. 29, 2001	122	Ronny Cone	William & Mary	Sept. 29, 1979
126	Robert Godhigh	Clemson	Nov. 14, 2013	122	Malcolm King	Michigan State	Dec. 31, 1985
125	Robert Lavette	NC State	Oct. 8, 1983	122	Joe Burns	Duke	Oct. 6, 2001
125	Jerry Mays	South Carolina	Oct. 15, 1988	122	Rashaun Grant	NC State	Nov. 6, 2004

THREE 100-YARD RUSHERS, SAME GAME**AT VIRGINIA (Oct. 26, 2013)**

	ATT	YDS	AVG	TD
Zach Laskey	16	133	8.3	2
Robert Godhigh	5	111	22.2	1
David Sims	12	107	8.9	2

TWO 100-YARD RUSHERS, SAME GAME

PLAYERS (YARDS)	OPPONENT	DATE
Leon Hardeman (129)	Bill Teas (117)	SMU
Bill Teas (115)	Glenn Turner (115)	Alabama
Bruce Southall (107)	Greg Horne (104)	Navy
David Sims (126)	Danny Myers (108)	South Carolina
Eddie Lee Ivery (124)	Gary Hardie (122)	Tulane
Rodney Lee (171)	Eddie Lee Ivery (102)	Duke
Eddie Lee Ivery (112)	Gary Hardie (101)	Georgia
Robert Lavette (139)	Eddie Fortier (104)	Wake Forest
Cory Collier (168)	Ronny Cone (111)	Wake Forest
Robert Lavette (109)	Malcolm King (104)	Georgia
Jimmy Lincoln (114)	Dorsey Levens (112)	Furman
William Bell (131)	Dorsey Levens (130)	Maryland
Dorsey Levens (133)	William Bell (111)	NC State
Dorsey Levens (106)	William Bell (104)	Baylor
C.J. Williams (185)	Donnie Davis (103)	Duke
Charlie Rogers (112)	C.J. Williams (103)	Duke
Sean Gregory (105)	Joe Hamilton (100)	UCF
P.J. Daniels (105)	Reggie Ball (103)	Vanderbilt
Jonathan Dwyer (138)	Tashard Choice (110)	Samford
Roddy Jones (214)	Jonathan Dwyer (144)	at Georgia
Joshua Nesbitt (140)	Jonathan Dwyer (102)	Florida State
Jonathan Dwyer (125)	Anthony Allen (103)	Virginia
Jonathan Dwyer (110)	Joshua Nesbitt (103)	Clemson
Anthony Allen (115)	Joshua Nesbitt (104)	North Carolina
Anthony Allen (195)	Joshua Nesbitt (109)	Virginia
Orwin Smith (157)	Embry Peeples (110)	Kansas
Zach Laskey (116)	Vad Lee (101)	Presbyterian
Orwin Smith (117)	Tevin Washington (104)	Clemson
Synjyn Days (171)	Justin Thomas (121)	Mississippi State
Marcus Marshall (143)	Matthew Jordan (121)	Virginia Tech
TaQuon Marshall (249)	KirVonte Benson (124)	Tennessee (20T)
KirVonte Benson (196)	TaQuon Marshall (112)	Pittsburgh
TaQuon Marshall (137)	KirVonte Benson (130)	North Carolina
TaQuon Marshall (163)	KirVonte Benson (136)	Wake Forest
TaQuon Marshall (175)	Tobias Oliver (103)	Louisville
James Graham (112)	Jordan Mason (141)	NC State



YDS	PLAYER	OPPONENT	DATE	YDS	PLAYER	OPPONENT	DATE
122	Joshua Nesbitt	Virginia Tech	Oct. 17, 2009	110	Jonathan Dwyer	Duke	Nov. 14, 2009
122	Tevin Washington	Miami	Nov. 13, 2010	110	Jonathan Dwyer	Clemson	Dec. 5, 2009
121	George Vokert	Georgia	Nov. 26, 1955	110	Embry Peeples	Kansas	Sept. 17, 2011
121	Justin Thomas	Mississippi State	Dec. 31, 2014	110	Syrjyn Days	at Pitt	Oct. 25, 2014
121	Matthew Jordan	Virginia Tech	Nov. 12, 2016	109	Robert Lavette	Georgia	Dec. 1, 1984
120	Michael Smith	Duke	Nov. 2, 1991	109	Joe Burns	Maryland	Nov. 18, 2000
120	Joe Burns	Virginia	Nov. 9, 2000	109	P.J. Daniels	Wake Forest	Nov. 5, 2005
120	Tevin Washington	Maryland	Oct. 8, 2011	109	P.J. Daniels	Utah	Dec. 29, 2005
120	Tobias Oliver	North Carolina	Nov. 3, 2018	109	Jonathan Dwyer	Clemson	Oct. 18, 2008
119	Sean Gregory	Virginia	Nov. 6, 1999	109	Joshua Nesbitt	Virginia	Oct. 9, 2010
119	P.J. Daniels	Syracuse	Dec. 21, 2004	108	Leon Hardman	Duke	Nov. 1, 1952
119	Tashard Choice	North Carolina	Nov. 11, 2006	108	Danny Myers	South Carolina	Sept. 14, 1974
119	Rashaun Grant	Army	Oct. 20, 2007	108	C.J. Williams	North Carolina	Oct. 14, 1995
119	Justin Thomas	Duke	Oct. 11, 2014	108	P.J. Daniels	Duke	Nov. 8, 2003
118	Cory Collier	Virginia	Nov. 3, 1983	108	Jonathan Dwyer	Boston College	Sept. 6, 2008
118	Tashard Choice	Duke	Nov. 18, 2006	107	Jimmy Thompson	Duke	Oct. 30, 1954
117	Bill Teas	SMU	Oct. 4, 1952	107	Bruce Southall	Navy	Nov. 18, 1972
117	C.J. Williams	Clemson	Nov. 12, 1994	107	Eddie Lee Ivery	Tennessee	Oct. 9, 1976
117	Orwin Smith	Clemson	Oct. 6, 2012	107	Nathaniel Kelsey	Virginia	Sept. 20, 1986
116	Jerry Mays	Virginia	Sept. 17, 1988	107	Tashard Choice	Duke	Oct. 15, 2005
116	Zach Laskey	Presbyterian	Sept. 8, 2012	107	Tashard Choice	Miami	Oct. 28, 2006
115	Bill Teas	Alabama	Nov. 15, 1952	107	David Sims	Virginia	Oct. 26, 2013
115	Glenn Turner	Alabama	Nov. 15, 1952	107	TaQuon Marshall	Virginia	Nov. 17, 2018
115	Glenn Turner	Georgia	Nov. 29, 1952	106	Jerry Mays	Duke	Oct. 28, 1989
115	Billy Williamson	Georgia	Dec. 2, 1961	106	Dorsey Levens	Baylor	Nov. 6, 1993
115	Anthony Allen	North Carolina	Sept. 18, 2010	106	Joshua Nesbitt	Middle Tennessee	Oct. 16, 2010
115	Tevin Washington	Virginia	Oct. 15, 2011	106	Jordan Mason	Duke	Oct. 12, 2019
115	Tobias Oliver	Bowling Green	Sept. 29, 2018	105	Brent Cunningham	Duke	Oct. 31, 1970
114	Leon Hardeman	Tulane	Oct. 11, 1952	105	P.J. Daniels	Vanderbilt (OT)	Sept. 27, 2003
114	Bill Teas	Florida	Sept. 25, 1954	105	Tashard Choice	Virginia Tech	Sept. 30, 2006
114	Greg Horne	Duke	Oct. 30, 1971	104	Glenn Turner	Florida	Sept. 26, 1953
114	Robert Lavette	Duke	Nov. 3, 1984	104	Greg Horne	Navy	Nov. 18, 1972
114	Cory Collier	Wake Forest	Nov. 16, 1985	104	Danny Myers	Tulane	Oct. 25, 1975
114	Jimmy Lincoln	Furman	Sept. 11, 1993	104	Edmund Fortier	Wake Forest	Nov. 13, 1982
114	Joe Burns	NC State	Oct. 20, 2001	104	Malcolm King	Georgia	Dec. 1, 1984
114	P.J. Daniels	Duke	Oct. 16, 2004	104	William Bell	Baylor	Nov. 6, 1993
114	P.J. Daniels	Connecticut	Sept. 17, 2005	104	Joshua Nesbitt	North Carolina	Sept. 18, 2010
113	Bill Teas	Auburn	Oct. 19, 1953	104	Tevin Washington	Clemson	Oct. 6, 2012
113	Lenny Snow	Texas A&M	Sept. 17, 1966	104	Justin Thomas	vs. Florida State	Dec. 6, 2014
113	David Sims	Georgia	Nov. 30, 1974	103	Tony Head	Auburn	Oct. 18, 1975
113	Jerry Mays	Virginia	Sept. 16, 1989	103	Donnie Davis	Duke	Oct. 7, 1995
113	Sean Gregory	NC State	Oct. 30, 1999	103	C.J. Williams	Duke	Sept. 26, 1996
113	Joe Burns	Syracuse	Aug. 26, 2001	103	Reggie Ball	Vanderbilt (OT)	Sept. 27, 2003
113	P.J. Daniels	Florida State	Sept. 13, 2003	103	P.J. Daniels	Clemson	Sept. 11, 2004
113	TaQuon Marshall	South Florida	Sept. 8, 2018	103	P.J. Daniels	North Carolina	Sept. 10, 2005
112	Bruce Southall	Boston College	Nov. 11, 1972	103	Anthony Allen	Virginia	Oct. 24, 2009
112	David Sims	Clemson	Sept. 27, 1975	103	Joshua Nesbitt	Clemson	Dec. 5, 2009
112	Rodney Lee	Auburn	Oct. 15, 1977	103	Tobias Oliver	Louisville	Oct. 5, 2018
112	Eddie Lee Ivery	Georgia	Nov. 26, 1977	102	Jonathan Dwyer	Florida State	Oct. 10, 2009
112	Dorsey Levens	Furman	Sept. 11, 1993	102	Eddie Lee Ivery	Notre Dame	Nov. 18, 1978
112	Charlie Rogers	Duke	Sept. 26, 1996	102	Eddie Lee Ivery	Duke	Oct. 29, 1977
112	Jonathan Dwyer	Jacksonville State	Aug. 28, 2008	102	Leon Hardeman	Vanderbilt	Oct. 25, 1952
112	Vad Lee	at North Carolina	Nov. 10, 2012	101	Gary Hardie	Georgia	Nov. 26, 1977
112	TaQuon Marshall	Pittsburgh	Sept. 23, 2017	101	John Dewberry	Clemson	Sept. 24, 1983
112	James Graham	NC State	Nov. 21, 2019	101	Jimmy Lincoln	Wake Forest	Nov. 16, 1991
111	Eddie Lee Ivery	Duke	Sept. 9, 1978	101	Sean Gregory	Clemson	Nov. 13, 1999
111	Ronny Cone	Wake Forest	Nov. 12, 1983	101	Vad Lee	Presbyterian	Sept. 8, 2012
111	Jerry Mays	North Carolina	Oct. 4, 1986	101	Zach Laskey	Boston College	Oct. 20, 2012
111	William Bell	NC State	Oct. 23, 1993	100	Joe Hamilton	UCF	Sept. 18, 1999
111	Charles Wiley	Wake Forest	Sept. 14, 1996	100	Joe Burns	NC State (OT)	Sept. 21, 2000
111	Sidney Ford	Wake Forest	Oct. 14, 2000	100	P.J. Daniels	Clemson	Oct. 29, 2005
111	P.J. Daniels	Auburn	Sept. 3, 2005	100	Tashard Choice	Wake Forest	Dec. 2, 2006
111	Robert Godhigh	Virginia	Oct. 26, 2013	100	Robert Godhigh	North Carolina	Sept. 21, 2013
111	David Sims	Alabama A&M	Nov. 23, 2013	100	David Sims	Georgia (OT)	Nov. 30, 2013
110	Bill Teas	Georgia	Nov. 29, 1952				
110	Floyd Faucette	Clemson	Nov. 8, 1958				
110	Lenny Snow	Florida	Jan. 2, 1967				
110	Tashard Choice	Samford	Sept. 8, 2007				

100-YARD RUSHING GAMES (BY DATE)

YDS	PLAYER	OPPONENT	DATE	YDS	PLAYER	OPPONENT	DATE
199	Eddie Prokop	vs. Tulsa	Jan. 1, 1944	122	Ronny Cone	William & Mary	Sept. 29, 1979
168	Bobby North	Auburn	Oct. 15, 1949	156	Ronny Cone	Air Force	Nov. 10, 1979
129	Leon Hardeman	SMU	Oct. 4, 1952	168	Robert Lavette	North Carolina	Oct. 3, 1981
117	Bill Teas	SMU	Oct. 4, 1952	197	Robert Lavette	Navy	Nov. 14, 1981
114	Leon Hardeman	Tulane	Oct. 11, 1952	148	Robert Lavette	The Citadel	Sept. 18, 1982
102	Leon Hardeman	Vanderbilt	Oct. 25, 1952	148	Robert Lavette	Memphis	Sept. 25, 1982
108	Leon Hardman	Duke	Nov. 1, 1952	145	Robert Lavette	Tulane	Oct. 9, 1982
115	Bill Teas	Alabama	Nov. 15, 1952	139	Robert Lavette	Tennessee	Oct. 23, 1982
115	Glenn Turner	Alabama	Nov. 15, 1952	136	Robert Lavette	Virginia	Nov. 6, 1982
115	Glenn Turner	Georgia	Nov. 29, 1952	139	Robert Lavette	Wake Forest	Nov. 13, 1982
110	Bill Teas	Georgia	Nov. 29, 1952	104	Edmund Fortier	Wake Forest	Nov. 13, 1982
104	Glenn Turner	Florida	Sept. 26, 1953	203	Robert Lavette	Georgia	Nov. 27, 1982
113	Bill Teas	Auburn	Oct. 19, 1953	101	John Dewberry	Clemson	Sept. 24, 1983
114	Bill Teas	Florida	Sept. 25, 1954	141	Robert Lavette	North Carolina	Oct. 1, 1983
128	Bill Teas	LSU	Oct. 9, 1954	125	Robert Lavette	NC State	Oct. 8, 1983
107	Jimmy Thompson	Duke	Oct. 30, 1954	118	Cory Collier	Virginia	Nov. 3, 1983
121	George Vokert	Georgia	Nov. 26, 1955	168	Cory Collier	Wake Forest	Nov. 12, 1983
110	Floyd Faucette	Clemson	Nov. 8, 1958	111	Ronny Cone	Wake Forest	Nov. 12, 1983
115	Billy Williamson	Georgia	Dec. 2, 1961	158	Robert Lavette	Georgia	Nov. 26, 1983
123	Ray Mendheim	Auburn	Oct. 19, 1963	128	Robert Lavette	Alabama	Sept. 15, 1984
130	Lenny Snow	Clemson	Oct. 2, 1965	158	Robert Lavette	The Citadel	Sept. 22, 1984
136	Lenny Snow	vs. Texas Tech	Dec. 31, 1965	161	Robert Lavette	Virginia	Oct. 13, 1984
113	Lenny Snow	Texas A&M	Sept. 17, 1966	149	Robert Lavette	Tennessee	Oct. 27, 1984
141	Lenny Snow	Clemson	Oct. 1, 1966	114	Robert Lavette	Duke	Nov. 3, 1984
131	Lenny Snow	Virginia	Nov. 5, 1966	109	Robert Lavette	Georgia	Dec. 1, 1984
110	Lenny Snow	Florida	Jan. 2, 1967	104	Malcolm King	Georgia	Dec. 1, 1984
190	Brent Cunningham	Duke	Nov. 1, 1969	123	Jerry Mays	North Carolina	Oct. 5, 1985
217	Brent Cunningham	Clemson	Oct. 3, 1970	206	Jerry Mays	Western Carolina	Oct. 12, 1985
154	Brent Cunningham	Duke	Oct. 31, 1970	114	Cory Collier	Wake Forest	Nov. 16, 1985
142	Brent Cunningham	Navy	Nov. 7, 1970	122	Malcolm King	vs. Michigan State	Dec. 31, 1985
114	Greg Horne	Duke	Oct. 30, 1971	107	Nathaniel Kelsey	Virginia	Sept. 20, 1986
130	Rob Healy	Georgia	Nov. 25, 1971	111	Jerry Mays	North Carolina	Oct. 4, 1986
112	Bruce Southall	Boston College	Nov. 11, 1972	188	Jerry Mays	NC State	Oct. 11, 1986
107	Bruce Southall	Navy	Nov. 18, 1972	134	Richard Hills	Indiana State	Oct. 10, 1987
104	Greg Horne	Navy	Nov. 18, 1972	116	Jerry Mays	Virginia	Sept. 17, 1988
126	David Sims	South Carolina	Sept. 14, 1974	125	Jerry Mays	South Carolina	Oct. 15, 1988
108	Danny Myers	South Carolina	Sept. 14, 1974	157	Jerry Mays	North Carolina	Oct. 22, 1988
123	David Sims	Pittsburgh	Sept. 21, 1974	151	Jerry Mays	VMI	Nov. 5, 1988
141	Adrian Rucker	Virginia	Oct. 5, 1974	113	Jerry Mays	Virginia	Sept. 16, 1989
134	David Sims	North Carolina	Oct. 12, 1974	139	Jerry Mays	South Carolina	Sept. 23, 1989
113	David Sims	Georgia	Nov. 30, 1974	136	Jerry Mays	Maryland	Oct. 7, 1989
132	David Sims	Miami	Sept. 20, 1975	169	Jerry Mays	North Carolina	Oct. 21, 1989
112	David Sims	Clemson	Sept. 27, 1975	106	Jerry Mays	Duke	Oct. 28, 1989
151	David Sims	VMI	Oct. 11, 1975	135	Jerry Mays	Wake Forest	Nov. 18, 1989
103	Tony Head	Auburn	Oct. 18, 1975	207	Jerry Mays	Georgia	Dec. 2, 1989
104	Danny Myers	Tulane	Oct. 25, 1975	123	William Bell	North Carolina	Oct. 20, 1990
124	Bucky Shamburger	Duke	Nov. 1, 1975	166	William Bell	Duke	Oct. 27, 1990
123	Eddie Lee Ivery	Virginia	Oct. 2, 1976	128	William Bell	Georgia	Dec. 1, 1990
107	Eddie Lee Ivery	Tennessee	Oct. 9, 1976	127	William Bell	Nebraska	Jan. 1, 1991
122	David Sims	Notre Dame	Nov. 6, 1976	120	Michael Smith	Duke	Nov. 2, 1991
142	Eddie Lee Ivery	South Carolina	Sept. 10, 1977	101	Jimmy Lincoln	Wake Forest	Nov. 16, 1991
137	Rodney Lee	Tennessee	Oct. 8, 1977	229	Jimmy Lincoln	Virginia	Sept. 19, 1991
112	Rodney Lee	Auburn	Oct. 15, 1977	114	Jimmy Lincoln	Furman	Sept. 11, 1993
124	Eddie Lee Ivery	Tulane	Oct. 22, 1977	112	Dorsey Levens	Furman	Sept. 11, 1993
122	Gary Hardie	Tulane	Oct. 22, 1977	131	William Bell	Maryland	Oct. 9, 1993
171	Rodney Lee	Duke	Oct. 29, 1977	130	Dorsey Levens	Maryland	Oct. 9, 1993
102	Eddie Lee Ivery	Duke	Oct. 29, 1977	133	Dorsey Levens	NC State	Oct. 23, 1993
112	Eddie Lee Ivery	Georgia	Nov. 26, 1977	111	William Bell	NC State	Oct. 23, 1993
101	Gary Hardie	Georgia	Nov. 26, 1977	106	Dorsey Levens	Baylor	Nov. 6, 1993
111	Eddie Lee Ivery	Duke	Sept. 9, 1978	104	William Bell	Baylor	Nov. 6, 1993
157	Eddie Lee Ivery	South Carolina	Oct. 7, 1978	141	Dorsey Levens	Wake Forest	Nov. 13, 1993
166	Eddie Lee Ivery	Miami	Oct. 14, 1978	117	C.J. Williams	Clemson	Nov. 12, 1994
127	Eddie Lee Ivery	Auburn	Oct. 21, 1978	206	C.J. Williams	Wake Forest	Nov. 19, 1994
146	Eddie Lee Ivery	Florida	Oct. 28, 1978	151	C.J. Williams	Furman	Sept. 2, 1995
356	Eddie Lee Ivery	Air Force	Nov. 11, 1978	154	C.J. Williams	Arizona	Sept. 7, 1995
102	Eddie Lee Ivery	Notre Dame	Nov. 18, 1978	166	C.J. Williams	Maryland	Sept. 28, 1995
160	Eddie Lee Ivery	Georgia	Dec. 2, 1978	185	C.J. Williams	Duke	Oct. 7, 1995
				103	Donnie Davis	Duke	Oct. 7, 1995



YDS	PLAYER	OPPONENT	DATE	YDS	PLAYER	OPPONENT	DATE
108	C.J. Williams	North Carolina	Oct. 14, 1995	134	Tashard Choice	Georgia	Nov. 24, 2007
143	C.J. Williams	NC State	Nov. 11, 1995	112	Jonathan Dwyer	Jacksonville State	Aug. 28, 2008
147	C.J. Williams	NC State	Sept. 7, 1996	108	Jonathan Dwyer	Boston College	Sept. 6, 2008
111	Charles Wiley	Wake Forest	Sept. 14, 1996	151	Joshua Nesbitt	Virginia Tech	Sept. 13, 2008
112	Charlie Rogers	Duke	Sept. 26, 1996	141	Jonathan Dwyer	Mississippi State	Sept. 20, 2008
103	C.J. Williams	Duke	Sept. 26, 1996	159	Jonathan Dwyer	Duke	Oct. 4, 2008
125	Charles Wiley	Duke	Nov. 15, 1997	109	Jonathan Dwyer	Clemson	Oct. 18, 2008
179	Joe Burns	Maryland	Oct. 31, 1998	145	Jonathan Dwyer	Florida State	Nov. 1, 2008
150	Sean Gregory	UCF	Sept. 18, 1999	157	Jonathan Dwyer	North Carolina	Nov. 8, 2008
100	Joe Hamilton	UCF	Sept. 18, 1999	128	Jonathan Dwyer	Miami	Nov. 20, 2008
113	Sean Gregory	NC State	Oct. 30, 1999	214	Roddy Jones	Georgia	Nov. 29, 2008
119	Sean Gregory	Virginia	Nov. 6, 1999	144	Jonathan Dwyer	Georgia	Nov. 29, 2008
101	Sean Gregory	Clemson	Nov. 13, 1999	127	Anthony Allen	Clemson	Sept. 10, 2009
100	Joe Burns	NC State (OT)	Sept. 21, 2000	158	Jonathan Dwyer	North Carolina	Sept. 26, 2009
123	Joe Burns	North Carolina	Sept. 30, 2000	140	Joshua Nesbitt	Florida State	Oct. 10, 2009
111	Sidney Ford	Wake Forest	Oct. 14, 2000	102	Jonathan Dwyer	Florida State	Oct. 10, 2009
120	Joe Burns	Virginia	Nov. 9, 2000	122	Joshua Nesbitt	Virginia Tech	Oct. 17, 2009
109	Joe Burns	Maryland	Nov. 18, 2000	125	Jonathan Dwyer	Virginia	Oct. 24, 2009
113	Joe Burns	Syracuse	Aug. 26, 2001	103	Anthony Allen	Virginia	Oct. 24, 2009
129	Sidney Ford	Navy	Sept. 8, 2001	186	Jonathan Dwyer	Vanderbilt	Oct. 31, 2009
126	Joe Burns	Connecticut (OT)	Sept. 29, 2001	189	Jonathan Dwyer	Wake Forest (OT)	Nov. 7, 2009
122	Joe Burns	Duke	Oct. 6, 2001	110	Jonathan Dwyer	Duke	Nov. 14, 2009
114	Joe Burns	NC State	Oct. 20, 2001	103	Joshua Nesbitt	Clemson	Dec. 5, 2009
198	Joe Burns	North Carolina	Nov. 1, 2001	110	Jonathan Dwyer	Clemson	Dec. 5, 2009
145	Joe Burns	Wake Forest	Nov. 17, 2001	130	Joshua Nesbitt	South Carolina State	Sept. 4, 2010
153	Tony Hollings	Vanderbilt	Aug. 31, 2002	115	Anthony Allen	North Carolina	Sept. 18, 2010
144	Tony Hollings	Connecticut	Sept. 7, 2002	104	Joshua Nesbitt	North Carolina	Sept. 18, 2010
147	Tony Hollings	Clemson	Sept. 14, 2002	195	Anthony Allen	Virginia	Oct. 9, 2010
189	Tony Hollings	BYU	Sept. 21, 2002	109	Joshua Nesbitt	Virginia	Oct. 9, 2010
136	Ajenavi Ezimefe	North Carolina	Sept. 28, 2002	106	Joshua Nesbitt	Middle Tennessee	Oct. 16, 2010
113	P.J. Daniels	Florida State	Sept. 13, 2003	125	Anthony Allen	Virginia Tech	Nov. 4, 2010
105	P.J. Daniels	Vanderbilt (OT)	Sept. 27, 2003	122	Tevin Washington	Miami	Nov. 13, 2010
103	Reggie Ball	Vanderbilt (OT)	Sept. 27, 2003	165	Anthony Allen	Duke	Nov. 20, 2010
175	P.J. Daniels	Wake Forest	Oct. 11, 2003	166	Anthony Allen	Georgia	Nov. 27, 2010
108	P.J. Daniels	Duke	Nov. 8, 2003	131	Tevin Washington	vs. Air Force	Dec. 27, 2010
240	P.J. Daniels	North Carolina	Nov. 15, 2003	157	Orwin Smith	Kansas	Sept. 17, 2011
307	P.J. Daniels	Tulsa	Jan. 4, 2004	110	Embry Peoples	Kansas	Sept. 17, 2011
169	P.J. Daniels	Samford	Sept. 4, 2004	120	Tevin Washington	Maryland	Oct. 8, 2011
103	P.J. Daniels	Clemson	Sept. 11, 2004	115	Tevin Washington	Virginia	Oct. 15, 2011
114	P.J. Daniels	Duke	Oct. 16, 2004	176	Tevin Washington	Clemson	Oct. 29, 2011
122	Rashaun Grant	NC State	Nov. 6, 2004	136	Tevin Washington	Duke	Nov. 19, 2011
119	P.J. Daniels	Syracuse	Dec. 21, 2004	138	Preston Lyons	Utah (OT)	Dec. 31, 2011
111	P.J. Daniels	Auburn	Sept. 3, 2005	116	Zach Laskey	Presbyterian	Sept. 8, 2012
103	P.J. Daniels	North Carolina	Sept. 10, 2005	101	Vad Lee	Presbyterian	Sept. 8, 2012
114	P.J. Daniels	Connecticut	Sept. 17, 2005	137	Orwin Smith	Virginia	Sept. 15, 2012
107	Tashard Choice	Duke	Oct. 15, 2005	117	Orwin Smith	Clemson	Oct. 6, 2012
100	P.J. Daniels	Clemson	Oct. 29, 2005	104	Tevin Washington	Clemson	Oct. 6, 2012
109	P.J. Daniels	Wake Forest	Nov. 5, 2005	101	Zach Laskey	Boston College	Oct. 20, 2012
109	P.J. Daniels	Utah	Dec. 29, 2005	112	Vad Lee	at North Carolina	Nov. 10, 2012
130	Reggie Ball	Troy	Sept. 16, 2006	100	Robert Godhigh	North Carolina	Sept. 21, 2013
105	Tashard Choice	Virginia Tech	Sept. 30, 2006	133	Zach Laskey	Virginia	Oct. 26, 2013
138	Tashard Choice	Maryland	Oct. 7, 2006	111	Robert Godhigh	Virginia	Oct. 26, 2013
107	Tashard Choice	Miami	Oct. 28, 2006	107	David Sims	Virginia	Oct. 26, 2013
164	Tashard Choice	NC State	Nov. 4, 2006	126	Robert Godhigh	Clemson	Nov. 14, 2013
119	Tashard Choice	North Carolina	Nov. 11, 2006	111	David Sims	Alabama A&M	Nov. 23, 2013
118	Tashard Choice	Duke	Nov. 18, 2006	100	David Sims	Georgia (OT)	Nov. 30, 2013
146	Tashard Choice	Georgia	Nov. 25, 2006	137	Justin Thomas	Georgia Southern	Sept. 13, 2014
100	Tashard Choice	vs. Wake Forest	Dec. 2, 2006	165	Justin Thomas	at Virginia Tech	Sept. 20, 2014
169	Tashard Choice	vs. West Virginia	Jan. 1, 2007	133	Zach Laskey	Miami	Oct. 4, 2014
196	Tashard Choice	Notre Dame	Sept. 1, 2007	119	Justin Thomas	Duke	Oct. 11, 2014
138	Jonathan Dwyer	Samford	Sept. 8, 2007	110	Synjyn Days	at Pitt	Oct. 25, 2014
110	Tashard Choice	Samford	Sept. 8, 2007	147	Synjyn Days	Virginia	Nov. 1, 2014
145	Tashard Choice	Clemson	Sept. 29, 2007	157	Synjyn Days	at NC State	Nov. 8, 2014
135	Tashard Choice	Maryland	Oct. 6, 2007	140	Zach Laskey	at Georgia	Nov. 29, 2014
204	Tashard Choice	Miami	Oct. 13, 2007	104	Justin Thomas	vs. Florida State	Dec. 6, 2014
119	Rashaun Grant	Army	Oct. 20, 2007	171	Synjyn Days	vs. Mississippi State	Dec. 31, 2014
170	Tashard Choice	Duke	Nov. 10, 2007	121	Justin Thomas	vs. Mississippi State	Dec. 31, 2014
142	Tashard Choice	North Carolina	Nov. 17, 2007	184	Marcus Marshall	Alcorn State	Sept. 3, 2015

YDS	PLAYER	OPPONENT	DATE	YDS	PLAYER	OPPONENT	DATE
159	Marcus Marshall	Pittsburgh	Oct. 17, 2015	341	Joe Hamilton	Georgia (OT)	Nov. 27, 1999
195	Justin Thomas	Duke	Oct. 29, 2016	337	Joe Hamilton	Virginia	Nov. 8, 1997
132	Dedrick Mills	North Carolina	Nov. 5, 2016	333	Mike Kelley	Georgia	Nov. 29, 1980
143	Marcus Marshall	Virginia Tech	Nov. 12, 2016	333	George Godsey	Wake Forest	Oct. 14, 2000
121	Matthew Jordan	Virginia Tech	Nov. 12, 2016	326	Taylor Bennett	West Virginia	Jan. 1, 2007
127	Marcus Marshall	Virginia Tech	Nov. 19, 2016	324	Joe Hamilton	Duke	Oct. 16, 1999
169	Dedrick Mills	Kentucky	Dec. 31, 2016	323	George Godsey	Virginia	Nov. 9, 2000
249	TaQuon Marshall	Tennessee (20T)	Sept. 4, 2017	322	Joe Hamilton	Clemson	Nov. 13, 1999
124	KirVonte Benson	Tennessee (20T)	Sept. 4, 2017	320	George Godsey	Maryland (OT)	Oct. 11, 2001
196	KirVonte Benson	Pittsburgh	Sept. 23, 2017	320	Reggie Ball	North Carolina	Sept. 10, 2005
112	TaQuon Marshall	Pittsburgh	Sept. 23, 2017	319	Kim King	Virginia	Nov. 13, 1965
137	TaQuon Marshall	North Carolina	Sept. 30, 2017	317	Rick Strom	The Citadel	Sept. 12, 1987
137	KirVonte Benson	North Carolina	Sept. 30, 2017	313	Tommy Luginbill	North Carolina	Oct. 8, 1994
163	TaQuon Marshall	Wake Forest	Oct. 21, 2017	310	Tommy Luginbill	Virginia	Oct. 15, 1994
136	KirVonte Benson	Wake Forest	Oct. 21, 2017	309	Taylor Bennett	Maryland	Oct. 6, 2007
129	KirVonte Benson	Clemson	Oct. 28, 2017	305	Shawn Jones	Georgia	Nov. 28, 1992
143	TaQuon Marshall	Virginia	Nov. 4, 2017	303	Joe Hamilton	North Carolina	Sept. 26, 1998
140	TaQuon Marshall	Duke	Nov. 18, 2017				
113	TaQuon Marshall	South Florida	Sept. 8, 2018				
103	TaQuon Marshall	Pitt	Sept. 15, 2018				
115	Tobias Oliver	Bowling Green	Sept. 29, 2018				
175	TaQuon Marshall	Louisville	Oct. 5, 2018				
215	Tobias Oliver	Virginia Tech	Oct. 25, 2018				
120	Tobias Oliver	North Carolina	Nov. 3, 2018				
107	TaQuon Marshall	Virginia	Nov. 17, 2018				
106	Jordan Mason	Duke	Oct. 12, 2019				
141	Jordan Mason	Miami	Oct. 19, 2019				
141	Jordan Mason	NC State	Nov. 21, 2019				
112	James Graham	NC State	Nov. 21, 2019				

PASSING

300-YARD PASSING GAMES (BY YARDS)

YDS	PLAYER	OPPONENT	DATE
486	George Godsey	Virginia	Nov. 10, 2001
454	George Godsey	Clemson	Oct. 28, 2000
416	Darrell Gast	Duke	Oct. 31, 1987
387	Joe Hamilton	Florida State	Sept. 11, 1999
387	Joe Hamilton	Maryland	Sept. 30, 1999
371	Eddie McAshan	Rice	Sept. 30, 1972
361	Mike Kelley	Navy	Nov. 17, 1979
354	George Godsey	Maryland	Nov. 18, 2000

PLAYERS WITH 100 YARDS RUSHING & PASSING

SAME GAME

PLAYER	R / P	OPPONENT	DATE
Donnie Davis	103 / 206	at Duke	Oct. 7, 1995
Joe Hamilton	100 / 161	Central Florida	Sept. 18, 1999
Reggie Ball	103 / 108	at Vanderbilt (OT)	Sept. 27, 2003
Reggie Ball	130 / 164	Troy	Sept. 16, 2006
Joshua Nesbitt	151 / 109	Virginia Tech	Sept. 13, 2008
Joshua Nesbitt	103 / 136	vs. Clemson	Dec. 5, 2009
Joshua Nesbitt	140 / 131	Florida State	Oct. 10, 2009
Tevin Washington	122 / 101	Miami	Nov. 13, 2010
Tevin Washington	120 / 114	Maryland	Oct. 8, 2011
Tevin Washington	136 / 185	at Duke	Nov. 19, 2011
Tevin Washington	104 / 144	Clemson	Oct. 6, 2012
Vad Lee	112 / 169	at North Carolina	Nov. 10, 2012
Justin Thomas	137 / 188	Georgia Southern	Sept. 13, 2014
Justin Thomas	165 / 125	at Virginia Tech	Sept. 20, 2014
Justin Thomas	104 / 134	vs. Florida State	Dec. 6, 2014
Justin Thomas	121 / 125	vs. Miss. State	Dec. 31, 2014
Justin Thomas	195 / 264	Duke	Oct. 29, 2016
TaQuon Marshall	249 / 120	vs. Tennessee (20T)	Sept. 4, 2017
TaQuon Marshall	143 / 179	at Virginia	Nov. 4, 2017
TaQuon Marshall	183 / 113	at USF	Sept. 8, 2018
James Graham	112 / 129	vs. NC State	Nov. 21, 2019

300-YARD PASSING GAMES (BY DATE)

YDS	PLAYER	OPPONENT	DATE
319	Kim King	Virginia	Nov. 13, 1965
371	Eddie McAshan	Rice	Sept. 30, 1972
361	Mike Kelley	Navy	Nov. 17, 1979
333	Mike Kelley	Georgia	Nov. 29, 1980
317	Rick Strom	The Citadel	Sept. 12, 1987
416	Darrell Gast	Duke	Oct. 31, 1987
305	Shawn Jones	Georgia	Nov. 28, 1992
313	Tommy Luginbill	North Carolina	Oct. 8, 1994
310	Tommy Luginbill	Virginia	Oct. 15, 1994
337	Joe Hamilton	Virginia	Nov. 8, 1997
303	Joe Hamilton	North Carolina	Sept. 26, 1998
387	Joe Hamilton	Florida State	Sept. 11, 1999
387	Joe Hamilton	Maryland	Sept. 30, 1999
324	Joe Hamilton	Duke	Oct. 16, 1999
322	Joe Hamilton	Clemson	Nov. 13, 1999
341	Joe Hamilton	Georgia (OT)	Nov. 27, 1999
333	George Godsey	Wake Forest	Oct. 14, 2000
454	George Godsey	Clemson	Oct. 28, 2000
323	George Godsey	Virginia	Nov. 9, 2000
354	George Godsey	Maryland	Nov. 18, 2000
320	George Godsey	Maryland (OT)	Oct. 11, 2001
486	George Godsey	Virginia	Nov. 10, 2001
320	Reggie Ball	North Carolina	Sept. 10, 2005
326	Taylor Bennett	West Virginia	Jan. 1, 2007
309	Taylor Bennett	Maryland	Oct. 6, 2007

RECEIVING

100-YARD RECEIVING GAMES (BY YARDS)

YDS	PLAYER	OPPONENT	DATE
243	Dez White	Virginia	Oct. 17, 1998
230	Demaryius Thomas	Duke	Oct. 4, 2008
223	Derrick Steagall	Virginia	Nov. 8, 1997
215	Dez White	Maryland	Sept. 30, 1999
209	Kelly Campbell	Clemson	Oct. 28, 2000
203	Kelly Campbell	North Carolina (OT)	Oct. 9, 1999
203	Kris Kentera	Navy	Nov. 17, 1979
202	Buck Martin	Auburn	Oct. 20, 1951
198	John Sias	Navy	Nov. 9, 1968
194	Jonathan Smith	Wake Forest	Oct. 11, 2003
193	Greg Lester	Duke	Oct. 31, 1987
193	Kelly Campbell	Syracuse	Aug. 26, 2001
190	Kelly Campbell	Duke	Oct. 16, 1999
186	Calvin Johnson	West Virginia	Jan. 1, 2007
181	Stephen Hill	Western Carolina	Sept. 1, 2011



YDS	PLAYER	OPPONENT	DATE	YDS	PLAYER	OPPONENT	DATE	
176	Jason McGill	Maryland	Oct. 10, 1992	113	Mike Sheridan	Maryland	Nov. 11, 1996	
174	Demaryius Thomas	Mississippi State	Oct. 3, 2009	112	Billy Martin	Florida State	Nov. 9, 1963	
172	Will Glover	Virginia	Nov. 10, 2001	112	Ken Whisenhunt	Duke	Nov. 3, 1984	
171	Craig Baynham	Virginia	Nov. 13, 1965	112	Keenan Walker	NC State	Oct. 3, 1992	
171	Dez White	North Carolina	Sept. 26, 1998	112	Bobby Rodriguez	Wake Forest	Nov. 14, 1992	
170	Jonathan Smith	Clemson	Sept. 20, 2003	112	Derrick Steagall	West Virginia	Dec. 29, 1997	
168	Calvin Johnson	NC State	Nov. 4, 2006	111	Kris Kentera	Auburn	Oct. 20, 1979	
165	Calvin Johnson	Virginia	Sept. 21, 2006	111	Harvey Middleton	NC State	Oct. 11, 1997	
165	Dez White	Georgia (OT)	Nov. 27, 1999	111	Calvin Johnson	Notre Dame	Sept. 2, 2006	
164	Drew Hill	Notre Dame	Nov. 18, 1978	111	Clinton Lynch	South Florida	Sept. 8, 2018	
161	Kerry Watkins	Virginia	Nov. 10, 2001	110	Dez White	Duke	Oct. 3, 1998	
155	Greg Smith	North Carolina	Nov. 17, 2007	109	Harvey Middleton	Maryland	Nov. 22, 1997	
155	Jonathan Smith	NC State	Oct. 4, 2003	108	Jonathan Smith	The Citadel	Sept. 1, 2001	
155	Will Glover	Wake Forest	Nov. 17, 2001	108	Kelly Campbell	Maryland (OT)	Oct. 11, 2001	
154	Drew Hill	Duke	Sept. 9, 1978	108	Jonathan Smith	Georgia	Nov. 29, 2003	
151	Stephen Hill	North Carolina	Sept. 24, 2011	108	Calvin Johnson	Virginia	Nov. 20, 2004	
148	John Sias	Tennessee	Oct. 14, 1967	108	Orwin Smith	Kansas	Sept. 17, 2011	
147	Kerry Watkins	Maryland	Nov. 18, 2000	107	Greg Lester	Auburn	Oct. 17, 1987	
147	Kelly Campbell	Wake Forest	Oct. 14, 2000	107	Greg Lester	Boston College	Sept. 14, 1991	
146	Jimmy Robinson	Rice	Sept. 30, 1972	107	Harvey Middleton	Navy	Nov. 23, 1996	
144	John Sias	TCU	Sept. 30, 1967	107	Harvey Middleton	Wake Forest	Sept. 20, 1997	
143	John Sias	Duke	Nov. 2, 1968	107	DeAndre Smelter	Virginia	Nov. 1, 2014	
142	Charlie Rogers	UCF	Oct. 26, 1996	106	Harvey Middleton	Clemson	Oct. 19, 1996	
141	Kelly Campbell	Florida State	Sept. 11, 1999	106	Harvey Middleton	Duke	Nov. 15, 1997	
140	Harvey Middleton	Georgia	Nov. 29, 1997	106	Kelly Campbell	Stanford	Dec. 27, 2001	
139	Kerry Watkins	Clemson	Sept. 14, 2002	106	DeAndre Smelter	Georgia Southern	Sept. 13, 2014	
139	Demaryius Thomas	Maryland	Oct. 6, 2007	105	Marlon Hegggs	Georgia	Nov. 29, 1980	
138	Jimmy Robinson	Michigan State	Sept. 23, 1972	105	Derrick Steagall	Wake Forest	Nov. 13, 1993	
136	James Johnson	Virginia Tech	Nov. 1, 2007	105	Harvey Middleton	Clemson	Sept. 27, 1997	
135	Kelly Campbell	Clemson	Nov. 13, 1999	105	Nate Curry	Syracuse	Dec. 21, 2004	
133	Calvin Johnson	Maryland	Oct. 7, 2006	104	Jonathan Smith	Duke	Nov. 8, 2003	
133	Demaryius Thomas	Miami	Sept. 17, 2009	103	Bill Sennett	Tulane	Sept. 18, 1954	
132	Steve Harkey	South Carolina	Sept. 12, 1970	103	John Sias	Auburn	Oct. 19, 1968	
132	DeAndre Smelter	Wofford	Aug. 30, 2014	103	Damaris Bilbo	Utah	Dec. 29, 2005	
131	Damaris Bilbo	North Carolina	Sept. 10, 2005	103	Robert Godhigh	Clemson	Nov. 14, 2013	
131	Calvin Johnson	Connecticut	Nov. 13, 2004	103	Ricky Jeune	Virginia	Oct. 31, 2015	
131	Mark Fields	Rice	Sept. 30, 1972	102	John Hicks	VMI	Nov. 10, 1951	
130	Calvin Johnson	NC State	Oct. 6, 2005	102	Billy Williamson	Penn State	Dec. 30, 1961	
129	Harvey Middleton	Duke	Sept. 26, 1996	102	Derrick Steagall	Furman	Sept. 11, 1993	
129	Dez White/Notre	Dame	Jan. 1, 1999	102	Kerry Watkins	Wake Forest	Oct. 5, 2002	
127	Kelly Campbell	Duke	Oct. 21, 2000	101	John Sias	Miami	Sept. 28, 1968	
127	Kerry Watkins	Maryland	Oct. 17, 2002	101	Demaryius Thomas	Jacksonville State	Sept. 5, 2009	
127	Calvin Johnson	Clemson	Sept. 11, 2004	101	DeAndre Smelter	at Virginia Tech	Sept. 20, 2014	
127	Demaryius Thomas	Georgia	Nov. 28, 2009	100	John Sias	Tulane	Oct. 26, 1968	
126	Gary Williams	Georgia	Nov. 27, 1965	100	Dez White	Miami	Jan. 1, 2000	
126	Harvey Middleton	Duke	Oct. 7, 1995	100	Levon Thomas	Clemson	Sept. 11, 2004	
126	Stephen Hill	Middle Tennessee	Sept. 10, 2011					
125	Derrick Steagall	Duke	Nov. 15, 1997					
123	Calvin Johnson	Virginia Tech	Sept. 24, 2005					
122	Marlon Hegggs	Tulane	Oct. 25, 1980	100-YARD RECEIVING GAMES (BY DATE)	YDS	PLAYER	OPPONENT	DATE
122	Gary Lee	Georgia	Nov. 29, 1986	202	Buck Martin	Auburn	Oct. 20, 1951	
121	Leon Chadwick	Notre Dame	Oct. 6, 1979	102	John Hicks	VMI	Nov. 10, 1951	
121	Jonathan Smith	BYU	Aug. 28, 2003	103	Bill Sennett	Tulane	Sept. 18, 1954	
120	Jimmy Robinson	Tulane	Oct. 27, 1973	115	Billy Williamson	Georgia	Dec. 2, 1961	
119	Bobby Rodriguez	Georgia	Dec. 1, 1990	102	Billy Williamson	Penn State	Dec. 30, 1961	
117	Calvin Johnson	Wake Forest	Dec. 2, 2006	112	Billy Martin	Florida State	Nov. 9, 1963	
117	Embry Peeples	Vanderbilt	Oct. 31, 2009	171	Craig Baynham	Virginia	Nov. 13, 1965	
116	Charlie Simmons	Duke	Oct. 30, 1993	126	Gary Williams	Georgia	Nov. 27, 1965	
115	Billy Williamson	Georgia	Dec. 2, 1961	144	John Sias	TCU	Sept. 30, 1967	
115	Calvin Johnson	Virginia Tech	Sept. 30, 2006	148	John Sias	Tennessee	Oct. 14, 1967	
114	Dez White	Florida State	Sept. 11, 1999	101	John Sias	Miami	Sept. 28, 1968	
114	Calvin Johnson	North Carolina	Sept. 10, 2005	103	John Sias	Auburn	Oct. 19, 1968	
114	Darren Waller	vs. Mississippi State	Dec. 31, 2014	100	John Sias	Tulane	Oct. 26, 1968	
113	Jimmy Robinson	South Carolina	Sept. 15, 1973	143	John Sias	Duke	Nov. 2, 1968	
				198	John Sias	Navy	Nov. 9, 1968	

YDS	PLAYER	OPPONENT	DATE	YDS	PLAYER	OPPONENT	DATE
132	Steve Harkey	South Carolina	Sept. 12, 1970	102	Kerry Watkins	Wake Forest	Oct. 5, 2002
138	Jimmy Robinson	Michigan State	Sept. 23, 1972	127	Kerry Watkins	Maryland	Oct. 17, 2002
146	Jimmy Robinson	Rice	Sept. 30, 1972	121	Jonathan Smith	BYU	Aug. 28, 2003
131	Mark Fields	Rice	Sept. 30, 1972	170	Jonathan Smith	Clemson	Sept. 20, 2003
113	Jimmy Robinson	South Carolina	Sept. 15, 1973	155	Jonathan Smith	NC State	Oct. 4, 2003
111	Kris Kentera	Auburn	Oct. 20, 1979	194	Jonathan Smith	Wake Forest	Oct. 11, 2003
120	Jimmy Robinson	Tulane	Oct. 27, 1973	104	Jonathan Smith	Duke	Nov. 8, 2003
154	Drew Hill	Duke	Sept. 9, 1978	108	Jonathan Smith	Georgia	Nov. 29, 2003
164	Drew Hill	Notre Dame	Nov. 18, 1978	127	Calvin Johnson	Clemson	Sept. 11, 2004
121	Leon Chadwick	Notre Dame	Oct. 6, 1979	100	Levon Thomas	Clemson	Sept. 11, 2004
203	Kris Kentera	Navy	Nov. 17, 1979	131	Calvin Johnson	Connecticut	Nov. 13, 2004
122	Marlon Hegggs	Tulane	Oct. 25, 1980	108	Calvin Johnson	Virginia	Nov. 20, 2004
105	Marlon Hegggs	Georgia	Nov. 29, 1980	105	Nate Curry	Syracuse	Dec. 21, 2004
112	Ken Whisenhunt	Duke	Nov. 3, 1984	131	Damarius Bilbo	North Carolina	Sept. 10, 2005
122	Gary Lee	Georgia	Nov. 29, 1986	114	Calvin Johnson	North Carolina	Sept. 10, 2005
107	Greg Lester	Auburn	Oct. 17, 1987	123	Calvin Johnson	Virginia Tech	Sept. 24, 2005
193	Greg Lester	Duke	Oct. 31, 1987	130	Calvin Johnson	NC State	Oct. 6, 2005
119	Bobby Rodriguez	Georgia	Dec. 1, 1990	103	Damarius Bilbo	Utah	Dec. 29, 2005
107	Greg Lester	Boston College	Sept. 14, 1991	111	Calvin Johnson	Notre Dame	Sept. 2, 2006
112	Keenan Walker	NC State	Oct. 3, 1992	165	Calvin Johnson	Virginia	Sept. 21, 2006
176	Jason McGill	Maryland	Oct. 10, 1992	115	Calvin Johnson	Virginia Tech	Sept. 30, 2006
112	Bobby Rodriguez	Wake Forest	Nov. 14, 1992	133	Calvin Johnson	Maryland	Oct. 7, 2006
102	Derrick Steagall	Furman	Sept. 11, 1993	168	Calvin Johnson	NC State	Nov. 4, 2006
116	Charlie Simmons	Duke	Oct. 30, 1993	117	Calvin Johnson	Wake Forest	Dec. 2, 2006
105	Derrick Steagall	Wake Forest	Nov. 13, 1993	186	Calvin Johnson	West Virginia	Jan. 1, 2007
126	Harvey Middleton	Duke	Oct. 7, 1995	139	Demaryius Thomas	Maryland	Oct. 6, 2007
129	Harvey Middleton	Duke	Sept. 26, 1996	136	James Johnson	Virginia Tech	Nov. 1, 2007
106	Harvey Middleton	Clemson	Oct. 19, 1996	155	Greg Smith	North Carolina	Nov. 17, 2007
142	Charlie Rogers	UCF	Oct. 26, 1996	230	Demaryius Thomas	Duke	Oct. 4, 2008
113	Mike Sheridan	Maryland	Nov. 11, 1996	101	Demaryius Thomas	Jacksonville State	Sept. 5, 2009
107	Harvey Middleton	Navy	Nov. 23, 1996	133	Demaryius Thomas	Miami	Sept. 17, 2009
107	Harvey Middleton	Wake Forest	Sept. 20, 1997	174	Demaryius Thomas	Mississippi State	Oct. 3, 2009
105	Harvey Middleton	Clemson	Sept. 27, 1997	117	Embry Peoples	Vanderbilt	Oct. 31, 2009
111	Harvey Middleton	NC State	Oct. 11, 1997	127	Demaryius Thomas	Georgia	Nov. 28, 2009
223	Derrick Steagall	Virginia	Nov. 8, 1997	181	Stephen Hill	Western Carolina	Sept. 1, 2011
125	Derrick Steagall	Duke	Nov. 15, 1997	126	Stephen Hill	Middle Tennessee	Sept. 10, 2011
106	Harvey Middleton	Duke	Nov. 15, 1997	108	Orwin Smith	Kansas	Sept. 17, 2011
109	Harvey Middleton	Maryland	Nov. 22, 1997	151	Stephen Hill	North Carolina	Sept. 24, 2011
140	Harvey Middleton	Georgia	Nov. 29, 1997	103	Robert Godhigh	Clemson	Nov. 14, 2013
112	Derrick Steagall	West Virginia	Dec. 29, 1997	132	DeAndre Smelter	Wofford	Aug. 30, 2014
171	Dez White	North Carolina	Sept. 26, 1998	106	DeAndre Smelter	Georgia Southern	Sept. 13, 2014
110	Dez White	Duke	Oct. 3, 1998	101	DeAndre Smelter	at Virginia Tech	Sept. 20, 2014
243	Dez White	Virginia	Oct. 17, 1998	107	DeAndre Smelter	Virginia	Nov. 1, 2014
129	Dez White	Notre Dame	Jan. 1, 1999	114	Darren Waller	vs. Mississippi State	Dec. 31, 2014
141	Kelly Campbell	Florida State	Sept. 11, 1999	103	Ricky Jeune	Virginia	Oct. 31, 2015
114	Dez White	Florida State	Sept. 11, 1999	111	Clinton Lynch	South Florida	Sept. 8, 2018
215	Dez White	Maryland	Sept. 30, 1999				
203	Kelly Campbell	North Carolina (OT)	Oct. 9, 1999				
190	Kelly Campbell	Duke	Oct. 16, 1999				
135	Kelly Campbell	Clemson	Nov. 13, 1999				
165	Dez White	Georgia (OT)	Nov. 27, 1999				
100	Dez White	Miami	Jan. 1, 2000				
147	Kelly Campbell	Wake Forest	Oct. 14, 2000				
127	Kelly Campbell	Duke	Oct. 21, 2000				
209	Kelly Campbell	Clemson	Oct. 28, 2000				
147	Kerry Watkins	Maryland	Nov. 18, 2000				
193	Kelly Campbell	Syracuse	Aug. 26, 2001				
108	Jonathan Smith	The Citadel	Sept. 1, 2001				
108	Kelly Campbell	Maryland (OT)	Oct. 11, 2001				
172	Will Glover	Virginia	Nov. 10, 2001				
161	Kerry Watkins	Virginia	Nov. 10, 2001				
155	Will Glover	Wake Forest	Nov. 17, 2001				
106	Kelly Campbell	Stanford	Dec. 27, 2001				
139	Kerry Watkins	Clemson	Sept. 14, 2002				

PLAYERS WITH RUSHING & RECEIVING TOUCHDOWNS, SAME GAME

PLAYER	OPPONENT	DATE
Stanley Flowers	Georgia	Dec. 1, 1956
Taz Anderson	Tennessee	Oct. 10, 1959
Chuck Graning	Kentucky	Sept. 17, 1960
Billy Williamson	Georgia	Dec. 2, 1961
Brent Cunningham	Miami	Sept. 26, 1970
Brent Cunningham	Duke	Oct. 31, 1970
Thomas Lang	Tulane	Oct. 23, 1971
Steven Raible	Florida State	Oct. 4, 1975
Drew Hill	Auburn	Oct. 15, 1977
Robert Lavette	Georgia	Nov. 26, 1983
Jerry Mays	Auburn	Oct. 19, 1985
Cory Collier	Wake Forest	Nov. 16, 1985
Malcolm King	The Citadel	Sept. 12, 1987
Howard Edwards	VMI	Nov. 5, 1988
Jerry Mays	NC State	Sept. 9, 1989
Jerry Mays	Clemson	Oct. 14, 1989
Jerry Mays	Wake Forest	Nov. 18, 1989
Jerry Mays	Georgia	Dec. 2, 1989
William Bell	Chattanooga	Sept. 22, 1990
Jerry Gilchrist	Virginia	Nov. 3, 1990
Bobby Rodriguez	Wake Forest	Nov. 17, 1990
William Bell	Nebraska	Jan. 1, 1991
Dorsey Levens	Baylor	Nov. 6, 1993
C.J. Williams	NC State	Nov. 11, 1995
C.J. Williams	NC State	Sept. 7, 1996
Charlie Rogers	UCF	Oct. 26, 1996
Kelly Campbell	NC State	Oct. 30, 1999
Joe Burns	North Carolina	Sept. 30, 2000
Kelly Campbell	Duke	Oct. 21, 2000
Kelly Campbell	Virginia	Nov. 9, 2000
Kelly Campbell	Stanford	Dec. 27, 2001
P.J. Daniels	Samford	Sept. 4, 2004
Calvin Johnson	Syracuse	Dec. 21, 2004
Roddy Jones	Kansas	Sept. 17, 2011
Orwin Smith	Kansas	Sept. 17, 2011
Robert Godhigh	at North Carolina	Nov. 10, 2012
David Sims	Elon	Aug. 31, 2013
DeAndre Smelter	at North Carolina	Oct. 18, 2014
Qua Searcy	Tulane	Sept. 12, 2015
Patrick Skov	at Notre Dame	Sept. 19, 2015
Clinton Lynch	at Virginia	Oct. 31, 2015

TWO 100-YARD RECEIVERS, SAME GAME

PLAYERS, YARDS	OPPONENT	DATE	
Jimmy Robinson, 146	Mark Fields, 131	Rice	Sept. 30, 1972
Derrick Steagall, 125	Harvey Middleton, 106	Duke	Nov. 15, 1997
Kelly Campbell, 141	Dez White, 114	Florida State	Sept. 11, 1999
Will Glover, 172	Kerry Watkins, 161	Virginia	Nov. 10, 2001
Calvin Johnson, 127	Levon Thomas, 100	Clemson	Sept. 11, 2004
Damarius Bilbo, 131	Calvin Johnson, 114	North Carolina	Sept. 10, 2005

PLAYERS WITH 100 YARDS RUSHING & RECEIVING, SAME GAME

PLAYER	RUSH / REC	OPPONENT	DATE
Orwin Smith	157 / 108	Kansas	Sept. 17, 2011
Robert Godhigh	126 / 103	at Clemson	Nov. 14, 2013

PLAYERS TO THROW AND CATCH TOUCHDOWN IN SAME GAME

PLAYER	OPPONENT	DATE
Joe Delany	Tulane	Oct. 27, 1956
Joe Hamilton	Notre Dame	Jan. 1, 1999
Jonathan Smith	North Carolina	Nov. 15, 2003
Taylor Bennett	North Carolina	Nov. 17, 2007



GAMES

MOST GAMES PLAYED

SEASON

14 – 2006 (9-5), 2009 (11-3), 2012 (7-7), 2014 (11-3)

MOST GAMES WON (OVERALL)

SEASON

12 – 1952 (12-0)

MOST GAMES WON (ACC)

SEASON

7 – 1998 (7-1), 2006 (7-1), 2009 (7-1)

MOST GAMES LOST (OVERALL)

SEASON

10 – 1981 (1-10), 1994 (1-10)

MOST GAMES LOST (ACC)

SEASON

8 – 1994 (0-8)

SCORING

MOST POINTS SCORED

GAME

70 – vs. Navy (Sept. 8, 2001)
vs. Elon (Aug. 31, 2013)

ACC

68 – at North Carolina
(Nov. 10, 2012)

HISTORIC

222 – vs. Cumberland (Oct. 7, 1916)

HALF

52 (1st) – vs. Alabama A&M (Nov. 23, 2013)

ACC

40 (2nd) – at North Carolina
(Nov. 10, 2012)

HISTORIC

126 (1st) – vs. Cumberland
(Oct. 7, 1916)

QUARTER

34 (1st) – vs. Alcorn State (Sept. 3, 2015)

ACC

30 (3rd) – at North Carolina
(Nov. 10, 2012)

HISTORIC

63 (1st) – vs. Cumberland
(Oct. 7, 1916)
63 (2nd) – vs. Cumberland
(Oct. 7, 1916)

SEASON

530 – 2014

HISTORIC

491 – 1917

LARGEST MARGIN OF VICTORY

GAME

70 [70-0] – vs. Elon (Aug. 31, 2013)

ACC

56 [56-0] – vs. Syracuse
(Oct. 19, 2013)

HISTORIC

222 [222-0] – vs. Cumberland
(Oct. 7, 1916)

LARGEST HALFTIME LEAD

GAME

52 [52-0] – vs. Alabama A&M
(Nov. 23, 2013)

ACC

38 [38-0] – vs. Duke
(Sept. 26, 1996)

HISTORIC

126 [126-0] – vs. Cumberland
(Oct. 7, 1916)

LARGEST MARGIN OF DEFEAT

GAME

55 [14-69] – vs. Notre Dame (Nov. 5, 1977)

ACC

51 [0-51] – vs. Florida State
(Oct. 2, 1993)

MOST POINTS PER GAME

SEASON

40.7 – 1999

HISTORIC

66.0 – 1918

MOST POINTS ALLOWED

GAME

69 – vs. Notre Dame (Nov. 5, 1977)

ACC

55 – vs. Virginia (Sept. 19, 1992)

HISTORIC

94 – vs. Auburn (Nov. 17, 1894)

SEASON

396 – 2012

FEWEST POINTS ALLOWED

GAME

0 – many times, most recently:
vs. Alcorn State (2018)

ACC

0 – seven times, most recently:
vs. Syracuse (2013)

SEASON

33 – 1956

HISTORIC

5 – 1901

FEWEST POINTS ALLOWED PER GAME

SEASON

3.3 – 1956

HISTORIC

1.0 – 1901

MOST TOUCHDOWNS

GAME

10 – vs. Navy (Sept. 8, 2001)

vs. Elon (Aug. 31, 2013)

vs. Alcorn State (Sept. 3, 2015)

ACC

9 – vs. Wake Forest (Nov. 21, 1998)
at North Carolina (Nov. 10, 2012)

HISTORIC

32 – vs. Cumberland (Oct. 7, 1916)

SEASON

72 – 2014

MOST RUSHING TOUCHDOWNS

GAME

9 – vs. Samford (Sept. 8, 2007)

ACC

7 – five times, most recently
at Pittsburgh (Oct. 25, 2014)

HISTORIC

32 – vs. Cumberland (Oct. 7, 1916)

SEASON

48 – 2012

MOST PASSING TOUCHDOWNS

GAME

5 – vs. Rice (Sept. 30, 1972)

vs. Clemson (Nov. 13, 1999)

vs. Duke (Nov. 18, 2006)

ACC

5 – vs. Clemson (Nov. 13, 1999),
vs. Duke (Nov. 18, 2006)

SEASON

29 – 1999

MOST DEFENSIVE TOUCHDOWNS

GAME

2 – nine times, most recently:
at NC State (Nov. 8, 2014)

ACC

2 – vs. Wake Forest (Nov. 17, 1990)
vs. Duke (Sept. 26, 1996)

vs. NC State (Oct. 10, 1998)

at NC State (Nov. 8, 2014)

SEASON

7 – 1998

MOST FUMBLE RETURNS FOR TD

GAME

1 – 35 times, most recently:
at Miami (Fla.) (Oct. 19, 2019)

SEASON

7 – 1998* NCAA RECORD

MOST PUNT RETURNS FOR TD

GAME

2 – vs. Navy (Oct. 23, 1965)

SEASON

3 – 1965

MOST KICKOFF RETURNS FOR TD

GAME

1 – 16 times, most recently:
at Georgia (Nov. 24, 2018)

SEASON

2 – 1978, 2012

MOST INTERCEPTION RETURNS FOR TD

GAME

2 – vs. Tulane (Oct. 22, 1966)

vs. Samford (Sept. 9, 2006)

vs. Elon (Aug. 31, 2013)

SEASON

5 – 2014



MOST TWO-POINT CONVERSIONS

GAME
3 – vs. Duke (Nov. 2, 1968)
ACC
2 – vs. Wake Forest (Nov. 20, 1999)
SEASON
4 – 1968

MOST TWO-POINT ATTEMPTS

GAME
4 – vs. Georgia (Nov. 27, 1975)
ACC
3 – vs. Clemson (Sept. 29, 2001)
vs. Virginia (Nov. 10, 2001)
SEASON
7 – 2001

MOST SAFETIES RECORDED

GAME
1 – 21 times, most recently:
at Temple (Sept. 28, 2019)
SEASON
2 – 1951, 1952, 1953, 1991

MOST SAFETIES ALLOWED

GAME
2 – vs. South Carolina (Sept. 11, 1971)
ACC
1 – multiple times, most recently:
at Virginia (Nov. 4, 2017)
SEASON
2 – 1971

MOST PLAYERS TO SCORE TD

GAME
9 – vs. Elon (Aug. 31, 2013)

MOST PLAYERS TO RUSH FOR TD

GAME
6 – seven times, most recently:
vs. Tulane (Sept. 12, 2015)

MOST PLAYERS TO CATCH TD

GAME
4 – vs. Clemson (Nov. 13, 1999)
vs. Georgia (Nov. 27, 1999)

MOST PLAYERS TO THROW TD

GAME
3 – vs. Tulane (Oct. 27, 1956)
vs. North Carolina (Nov. 17, 2007)

RUSHING

MOST ATTEMPTS

GAME
86 – vs. Virginia (Oct. 2, 1976),
vs. Tennessee (Sept. 4, 2017)
ACC
78 – at Virginia Tech
(Oct. 25, 2018)
SEASON
808 – 2012

FEWEST ATTEMPTS

GAME
19 – vs. Arizona (Sept. 1, 1994)
vs. North Carolina (Oct. 8, 1994)
ACC
19 – vs. North Carolina
(Oct. 8, 1994)
SEASON
349 – 1994

MOST YARDS

GAME
604 – vs. Kansas (Sept. 17, 2011)
ACC
542 – at Louisville (Oct. 5, 2018)
SEASON
4,789 – 2014

MOST YARDS PER GAME

SEASON
342.1 – 2014

FEWEST YARDS

GAME
-42 – vs. Notre Dame (Nov. 16, 1968)
ACC
5 – vs. Florida State (Nov. 5, 1994)
SEASON
629 – 1968

FEWEST YARDS PER GAME

SEASON
62.9 – 1968

MOST YARDS PER ATTEMPT

SEASON
6.06 – 2014 (790 attempts)

PASSING

MOST ATTEMPTS

GAME
63 – vs. Tennessee (Oct. 12, 1968)
ACC
57 – vs. Clemson (Oct. 28, 2000)
SEASON
413 – 2001

FEWEST ATTEMPTS

GAME
0 – vs. Notre Dame (Nov. 6, 1976),
vs. Tennessee (Oct. 8, 1977)
ACC
1 – at Virginia Tech
(Oct. 25, 2018)
SEASON
46 – 1975

MOST COMPLETIONS

GAME
39 – vs. Virginia (Nov. 10, 2001)
ACC
39 – vs. Virginia (Nov. 10, 2001)
SEASON
264 – 2001

FEWEST COMPLETIONS

GAME
0 – 14 times since 1953
ACC
0 – at Virginia Tech (Oct. 25, 2018)
SEASON
23 – 1977

HIGHEST COMPLETION PERCENTAGE

GAME
1.000 – four times
ACC
.880 [22-of-25] – vs. Florida State
(Sept. 11, 1999)
SEASON
.652 – 1999 [208-of-319]

MOST YARDS

GAME
486 – vs. Virginia (Nov. 10, 2001)
ACC
486 – vs. Virginia (Nov. 10, 2001)
SEASON
3,347 – 2001

FEWEST YARDS

GAME
0 – 14 times since 1953
ACC
0 – at Virginia Tech (Oct. 25, 2018)
SEASON
344 – 1977

MOST YARDS PER GAME

SEASON
283.4 – 1999

MOST INTERCEPTIONS THROWN

GAME
7 – vs. Wake Forest (Nov. 21, 1987)
ACC
7 – vs. Wake Forest (Nov. 21, 1987)
SEASON
23 – 1970

MOST YARDS PER COMPLETION

GAME
70.0 (2) – vs. Virginia Tech (Nov. 11, 2017)
ACC
70.0 (2) – vs. Virginia Tech
(Nov. 11, 2017)
SEASON [200+ ATTEMPTS]
17.75 – 2004
SEASON [150+ ATTEMPTS]
22.7 – 2009

MOST YARDS PER ATTEMPT

GAME
42.0 (1) – vs. Air Force (Oct. 1, 1977)
ACC
19.4 (11) – vs. Duke (Nov. 14,
2009)
SEASON [200+ ATTEMPTS]
9.8 – 1999
SEASON [150+ ATTEMPTS]
10.6 – 2009



TOTAL OFFENSE

MOST PLAYS

GAME

97 – vs. South Carolina (Sept. 12, 1970)
vs. Clemson (Oct. 28, 2000)

ACC

97 – vs. Clemson (Oct. 28, 2000)

SEASON

1,002 – 2012

MOST YARDS

GAME

768 – vs. Kansas (Sept. 17, 2011)

ACC

627 – vs. Virginia (Nov. 9, 2000)

SEASON

6,671 – 2014

FEWEST YARDS

GAME

33 – vs. SMU (Oct. 3, 1953)

ACC

110 – vs. Florida State
(Oct. 2, 1993)

SEASON

1,933 – 1957

MOST YARDS PER GAME

SEASON

509.0 – 1999

FEWEST YARDS PER GAME

SEASON

193.3 – 1957

MOST YARDS PER PLAY

GAME

13.5 – vs. Kansas (Sept. 17, 2011)

ACC

9.9 – vs. Duke (Oct. 29, 2016)

SEASON

6.81 – 1999

FEWEST YARDS PER PLAY

GAME

2.1 – vs. Alabama (Nov. 18, 1961)
vs. Notre Dame (Nov. 8, 1980)

ACC

2.2 – vs. Florida State (Oct. 2, 1993)

MOST FIRST DOWNS

GAME

34 – vs. Virginia (Nov. 9, 2000)

ACC

34 – vs. Virginia (Nov. 9, 2000)

SEASON

350 – 2014

FEWEST FIRST DOWNS

GAME

3 – vs. SMU (Oct. 3, 1953)

ACC

6 – vs. Virginia Tech (Sept. 24, 2005)

SEASON

109 – 1959

MOST FIRST DOWNS BY RUSHING

GAME

31 – at Virginia Tech (Oct. 25, 2018)

ACC

31 – at Virginia Tech (Oct. 25, 2018)

SEASON

259 – 2014

MOST FIRST DOWNS BY PASSING

GAME

22 – vs. Clemson (Oct. 28, 2000)

vs. Virginia (Nov. 10, 2001)

ACC

22 – vs. Clemson (Oct. 28, 2000)

vs. Virginia (Nov. 10, 2001)

SEASON

142 – 2000

BIGGEST FIRST DOWN MARGIN

GAME

+22 (28-6) – vs. Texas A&M
(Sept. 17, 1966)

MOST THIRD-DOWN CONVERSIONS

GAME

14 (of 19) – vs. Virginia (Nov. 9, 2000)

MOST THIRD-DOWN ATTEMPTS

GAME

23 – three times, most recently:
vs. Maryland (Oct. 11, 2001)

FEWEST THIRD-DOWN CONVERSIONS

GAME

0 (of 13) – vs. North Carolina (Oct. 4, 1980)

0 (of 10) – vs. BYU (Oct. 27, 2012)

HIGHEST THIRD-DOWN PERCENTAGE

GAME

.889 (8 of 9) – vs. Elon (Aug. 31, 2013)

MOST FOURTH-DOWN CONVERSIONS

GAME

5 – three times, most recently:
vs. Auburn (Oct. 18, 1986)

MOST FOURTH-DOWN ATTEMPTS

GAME

7 – vs. LSU (Oct. 13, 1956)

at Georgia (Nov. 24, 2012)

HIGHEST TIME OF POSSESSION

GAME

43:45 – vs. Boston College (Oct. 20, 2012)

ACC

43:45 – vs. Boston College

(Oct. 20, 2012)

LOWEST TIME OF POSSESSION

GAME

16:38 – vs. Alabama (Sept. 8, 1979)

LONGEST SCORING DRIVE (PLAYS)

GAME

20 – five times, most recently:
at Miami (Oct. 22, 2011)

ACC

20 – at Miami (Oct. 22, 2011)

LONGEST SCORING DRIVE (TIME)

GAME

10:47 (td) – vs. Virginia (Oct. 24, 2009)

ACC

10:47 (td) – vs. Virginia
(Oct. 24, 2009)

KICKING

MOST POINTS BY KICKING

GAME

18 – vs. The Citadel (Sept. 18, 1982)

HISTORIC

30 – vs. Cumberland (Oct. 7, 1916)

SEASON

107 – 2007

MOST FIELD GOALS MADE

GAME

5 – vs. The Citadel (Sept. 18, 1982)

ACC

4 – vs. Florida State (Oct. 17, 1992)

vs. Clemson (Sept. 29, 2001)

vs. Virginia (Nov. 17, 2018)

SEASON

23 – 2007

MOST FIELD GOALS ATTEMPTED

GAME

7 – vs. NC State (Oct. 20, 2001)

ACC

7 – vs. NC State (Oct. 20, 2001)

SEASON

28 – 2001, 2007

MOST FIELD GOALS MISSED

GAME

5 – vs. NC State (Oct. 20, 2001)

ACC

5 – vs. NC State (Oct. 20, 2001)

MOST PATs MADE

GAME

10 – vs. Navy (Sept. 8, 2001)

vs. Elon (Aug. 31, 2013)

ACC

9 – vs. Wake Forest (Nov. 21, 1998)

at Louisville (Oct. 5, 2018)

HISTORIC

30 – vs. Cumberland (Oct. 7, 1916)

SEASON

65 – 2014



MOST PATs ATTEMPTED

GAME

10 – vs. Navy (Sept. 8, 2001)
vs. Elon (Aug. 31, 2013)
vs. Alcorn State (Sept. 3, 2015)

ACC

9 – vs. Wake Forest (Nov. 21, 1998)
at Virginia Tech (Oct. 25, 2018)

HISTORIC

30 – vs. Cumberland (Oct. 7, 1916)

SEASON

66 – 2014

MOST PATs MISSED

GAME

3 – three times, most recently:
vs. Duke (1993)

PUNTING

MOST PUNTS

GAME

13 – vs. Georgia (Nov. 30, 2019)

ACC

12 – vs. Clemson (Sept. 26, 1987)
vs. Florida State (Oct. 18, 1997)

HISTORIC

21 – vs. Florida (Nov. 19, 1938)

SEASON

89 – 1980

HIGHEST PUNTING AVERAGE

GAME

55.5 (2) – vs. Clemson (Sept. 29, 2001)

ACC

55.5 (2) – vs. Clemson
(Sept. 29, 2001)

SEASON

45.64 – 1997

HIGHEST NET PUNTING AVERAGE

SEASON

40.96 – 1997

KICK RETURNS

MOST RETURNS

GAME

11 – vs. Notre Dame (Nov. 5, 1977)

ACC

9 – at Clemson (Nov. 14, 2013)

SEASON

54 – 2009

MOST YARDS

GAME

284 (11) – vs. Notre Dame (Nov. 5, 1977)

ACC

236 (6) – vs. Duke (Oct. 27, 1990)

SEASON

1,176 – 2009

MOST YARDS PER RETURN

GAME

60.5 (2) – vs. Tulane (Oct. 26, 1957)

ACC

52.0 (3) – vs. Maryland
(Oct. 31, 1998)

SEASON

26.9 – 1957

PUNT RETURNS

MOST RETURNS

GAME

9 – vs. The Citadel (Sept. 1, 2001)

ACC

8 – vs. Duke (Oct. 6, 2001)
vs. Florida State (Nov. 9, 2002)
vs. Duke (Nov. 16, 2002)

SEASON

54 – 1952

MOST YARDS

GAME

294 (5) – vs. Navy (Oct. 23, 1965)

ACC

117 (6) – vs. Virginia (Oct. 17, 1998)

SEASON

564 – 1951

MOST YARDS PER RETURN

GAME

68.0 (2) – vs. South Carolina
(Sept. 16, 1972)

ACC

42.0 (2) – vs. Virginia
(Nov. 22, 2003),
vs. Miami (Sept. 22, 2012)

SEASON

23.0 – 1965

TURNOVERS

MOST TURNOVERS

GAME

10 – vs. Duke (Oct. 30, 1976)

ACC

8 – vs. Wake Forest (Nov. 21, 1987)

MOST FUMBLES

GAME

9 – at Miami (Nov. 21, 2015)

ACC

9 – at Miami (Nov. 21, 2015)

SEASON

51 – 1951

FEWEST FUMBLES

SEASON

11 – 1985

MOST FUMBLES LOST

GAME

6 – vs. Tennessee (Oct. 12, 1968)

ACC

4 – vs. Wake Forest (Nov. 19, 1994)
vs. North Carolina (Oct. 9, 1999)
vs. North Carolina (Nov. 17, 2007)

SEASON

4 – 1955

MOST OPPONENT FUMBLES

GAME

9 – vs. Clemson (Sept. 28, 1963)

ACC

7 – at Pittsburgh (Oct. 25, 2014)

SEASON

28 – 2010

MOST OPPONENT FUMBLES RECOVERED

GAME

6 – vs. Furman (Sept. 2, 1995)
vs. Tulsa (Jan. 4, 2004)
at Pittsburgh (Oct. 25, 2014)

ACC

6 – at Pittsburgh (Oct. 25, 2014)

SEASON

15 – 2000, 2007

HIGHEST TURNOVER MARGIN

SEASON

18 – 2000

HIGHEST TURNOVER MARGIN PER GAME

SEASON

1.64 – 2000

DEFENSE

MOST INTERCEPTIONS

GAME

8 – vs. Saint Mary's (Jan. 1, 1947)
vs. Georgia (Dec. 1, 1951)

ACC

4 – seven times

SEASON

30 – 1969

MOST INTERCEPTION RETURN YARDS

GAME

173 (3) – vs. Elon (Aug. 31, 2013)

ACC

137 (4) – vs. Wake Forest
(Nov. 17, 1990)

SEASON

437 – 1972

MOST SACKS

GAME

11 – vs. Maryland (Oct. 6, 1990)
vs. Maryland (Oct. 9, 1993)

ACC

11 – vs. Maryland (Oct. 6, 1990)
vs. Maryland (Oct. 9, 1993)

SEASON

45 – 1990, 1991



TEAM RECORDS

MOST SACK YARDS**GAME**

70 (7) – vs. Tulsa (Jan. 4, 2004)

ACC67 (10) – vs. Maryland
(Oct. 9, 1993)**MOST TACKLES FOR LOSS****GAME**

19 – vs. Notre Dame (Sept. 1, 2007)

ACC17 – vs. Maryland (Nov. 22, 1997)
vs. Clemson (Sept. 29, 2001)**MOST TOTAL OFFENSE YARDS ALLOWED****GAME**

667 – vs. Notre Dame (Nov. 5, 1977)

ACC636 – at North Carolina
(Oct. 29, 2016)**SEASON**

5,758 – 2014

FEWEST TOTAL OFFENSE YARDS ALLOWED**GAME**

32 – vs. Florida (Sept. 14, 1963)

ACC

82 – vs. Maryland (Oct. 9, 2004)

SEASON

1,513 – 1948

FEWEST YARDS ALLOWED PER GAME**SEASON**

151.3 – 1948

MOST FIRST DOWNS ALLOWED**GAME**

38 – vs. Duke (Oct. 31, 1987)

ACC

38 – vs. Duke (Oct. 31, 1987)

SEASON

300 – 2014

FEWEST FIRST DOWNS ALLOWED**GAME**2 – vs. Tulane (Oct. 21, 1933), vs. Duke
(Oct. 29, 1955)**ACC**8 – vs. North Carolina (Oct. 5, 1985)
vs. North Carolina (Sept. 26, 2009)**SEASON**

86 – 1948

MOST RUSHING YARDS ALLOWED**GAME**

431 – vs. Georgia (Nov. 27, 1975)

ACC342 – vs. North Carolina
(Oct. 2, 1982)
vs. North Carolina (Oct. 8, 1994)**SEASON**

2,732 – 1982

FEWEST RUSHING YARDS ALLOWED**GAME**

-56 – vs. Tulsa (Jan. 4, 2004)

ACC

-30 – vs. Maryland (Sept. 28, 1995)

SEASON

749 – 1948

FEWEST RUSHING YARDS ALLOWED PER GAME**SEASON**

74.9 – 1948

MOST PASSING YARDS ALLOWED**GAME**

501 – vs. Wake Forest (Nov. 4, 1995)

ACC501 – vs. Wake Forest
(Nov. 4, 1995)**SEASON**

3,412 – 2014

FEWEST PASSING YARDS ALLOWED**GAME**

-3 – vs. South Carolina (Nov. 19, 1949)

ACC

39 – vs. NC State (Oct. 1, 1994)

SEASON

334 – 1957

FEWEST YARDS ALLOWED PER GAME**SEASON**

33.4 – 1957

MOST COMPLETIONS ALLOWED**GAME**

43 – at Virginia (Oct. 26, 2013)

ACC

43 – at Virginia (Oct. 26, 2013)

SEASON

282 – 2014

FEWEST COMPLETIONS ALLOWED**GAME**0 – four times, most recently:
vs. Georgia (Nov. 27, 1974)**ACC**3 – vs. Clemson (Oct. 13, 1990)
vs. NC State (Oct. 1, 1994)**SEASON**

31 – 1957

MOST OPPONENT PASS ATTEMPTS**GAME**

65 – vs. Wake Forest (Nov. 4, 1995)

ACC

65 – vs. Wake Forest (Nov. 4, 1995)

SEASON

461 – 2006

FEWEST OPPONENT PASS ATTEMPTS**GAME**1 – vs. Alabama (Oct. 17, 1953)
vs. Kentucky (Sept. 20, 1958)**ACC**

11 – vs. NC State (Oct. 1, 1994)

SEASON

73 – 1957

SPECIAL TEAMS**MOST KICKS BLOCKED****GAME**2 – nine times, most recently:
vs. Ole Miss (2013)**MOST PUNTS BLOCKED****GAME**2 – vs. Tulane (Oct. 28, 1961)
vs. UConn (Nov. 13, 2004)**MOST FIELD GOALS BLOCKED****GAME**2 – three times, most recently:
vs. Boston College (1991)**MOST PATs BLOCKED****GAME**

2 – vs. Notre Dame (Nov. 18, 1967)

PENALTIES**MOST PENALTIES****GAME**

19 – vs. Florida State (Sept. 9, 2000)

ACC19 – vs. Florida State
(Sept. 9, 2000)**SEASON**

95 – 2000

FEWEST PENALTIES**GAME**0 – seven times, most recently:
vs. Alcorn State (Sept. 3, 2015)**ACC**

0 – vs. Syracuse (Oct. 19, 2013)

SEASON

24 – 1964

MOST PENALTY YARDS**GAME**

140 – vs. Florida State (Sept. 9, 2000)

ACC140 – vs. Florida State
(Sept. 9, 2000)**SEASON**

792 – 2002

FEWEST PENALTY YARDS**GAME**0 – seven times, most recently:
vs. Alcorn State (Sept. 3, 2015)**ACC**

0 – vs. Syracuse (Oct. 19, 2013)

SEASON

211 – 1964



GAMES				OFFENSE				DEFENSE						
GAMES PLAYED				TOTAL OFFENSE				TOTAL DEFENSE						
GP	YEAR	W-L		YPG	YARDS	GP	YEAR	YPG	YDS	GP	YEAR			
1.	14	2006	9-5	1.	509.0	5,599	11	1999	1.	151.3	1,513	10	1948	
	14	2009	11-3	2.	476.5	6,671	14	2014	2.	177.8	1,778	10	1957	
	14	2012	7-7	3.	458.8	5,964	13	2011	3.	178.5	1,785	10	1961	
	14	2014	11-3	4.	441.1	6,175	14	2012	4.	181.8	2,182	12	1952	
	5.	13	1991	8-5	5.	435.4	4,789	11	2000	5.	199.9	1,999	10	1955
		13	2001	8-5	6.	429.7	5,586	13	2013	6.	200.3	2,003	10	1956
		13	2002	7-6	7.	422.1	5,910	14	2009	7.	201.8	2,018	10	1958
		13	2003	7-6	8.	417.9	5,015	12	2001	8.	206.6	2,066	10	1966
		13	2008	9-4	9.	414.3	4,556	11	1984	9.	207.4	2,489	12	1951
		13	2010	6-7	10.	408.8	5,314	13	2018	10.	208.0	2,080	10	1963
		13	2011	8-5										
		13	2013	7-6										
		13	2016	9-4										
13		2018	7-6											

GAMES WON				RUSHING OFFENSE				RUSHING DEFENSE					
W	YEAR	W-L		YPG	YARDS	GP	YEAR	YPG	YDS	GP	YEAR		
1.	12	1952	12-0	1.	342.1	4,789	14	2014	1.	74.9	749	10	1948
	11	1951	11-0-1	2.	329.7	3,637	11	1975	2.	91.2	1,003	11	1995
2.	11	1990	11-0-1	3.	325.0	4,225	13	2018	3.	94.5	1,039	11	2000
	11	2014	11-3	4.	323.3	4,203	13	2010	4.	94.9	949	10	1961
5.	10	1928	10-0	5.	316.5	4,114	13	2011	5.	100.2	1,002	10	1964
	10	1947	10-1	6.	311.2	4,357	14	2012	6.	100.5	1,307	13	2003
	10	1956	10-1	7.	307.4	3,381	11	2017	7.	102.4	1,024	10	1962
	10	1998	10-2	8.	299.3	3,891	13	2013	8.	103.9	1,247	12	2005
	10	2009*	10-3	9.	295.4	4,136	14	2009	9.	104.6	1,255	12	2004
	9	1917	9-0	10.	287.5	3,162	11	1974	10.	104.8	1,467	14	2006
	9	1942	9-2										
10.	9	1946	9-2										
	9	1953	9-2-1										
	9	1955	9-1-1										
	9	1966	9-2										
	9	1985	9-2-1										
	9	2000	9-3										
	9	2008	9-4										
	9	2016	9-4										

SCORING OFFENSE				SCORING DEFENSE					
PPG	PTS	GP	YEAR	PPG	PTS	GP	YEAR		
1.	66.0	462	7	1918	1.	1.0	5	1901	
2.	54.5	491	9	1917	2.	1.8	16	1920	
3.	46.8	421	9	1916	3.	1.9	17	1917	
4.	40.7	448	11	1999	4.	2.2	20	1916	
5.	40.0	360	9	1921	5.	2.3	21	1911	
6.	37.9	530	14	2014	6.	3.0	24	1915	
7.	35.5	391	11	1998	7.	3.3	33	10	1919
8.	35.1	456	13	2013		3.3	33	10	1956
9.	34.7	312	9	1920	9.	3.4	34	10	1904
10.	34.3	446	13	2011	10.	3.9	39	10	1927

* finished 11-3 in 14 games in 2009 but win in ACC Championship Game later vacated as part of NCAA sanctions

ACC GAMES WON				TURNOVERS					
W	YEAR	W-L		TURNOVER MARGIN					
AVG	+/-	DIFF.	GP	YEAR					
1.	7	1998	7-1	1.	+1.64	+18	30/12	11	2000
	7	2006	7-1	2.	+1.50	+15	31/16	10	1956
	7	2009	7-1	3.	+1.45	+16	46/30	11	1953
4.	6	1990	6-0-1	4.	+1.27	+14	40/26	11	1990
	6	2000	6-2	5.	+1.20	+12	25/13	10	1955
	6	2014	6-2	6.	+1.18	+13	31/18	11	1986
				7.	+1.09	+12	34/22	11	1973
				8.	+1.00	+11	30/19	11	1984

SCORING

MOST POINTS SCORED

GAME	PTS	OPPONENT	DATE
1.	70	Navy	Sept. 8, 2001
2.	70	Elon	Aug. 31, 2013
3.	69	Samford	Sept. 8, 2007
6.	69	Alcorn St.	Sept. 3, 2015
5.	68	North Carolina	Nov. 10, 2012
6.	66	Kansas	Sept. 17, 2011
6.	66	Alabama A&M	Nov. 23, 2013
6.	66	Louisville	Oct. 5, 2018
9.	65	Tulane	Sept. 12, 2015
10.	63	Wake Forest	Nov. 21, 1998
63	63	W. Carolina	Sept. 1, 2011
63	63	Bowling Green	Sept. 29, 2018

HISTORIC

PTS	OPPONENT	DATE
1.	222	Cumberland Oct. 7, 1916
2.	128	NC State Nov. 18, 1918
3.	123	11th Cavalry Oct. 19, 1918
4.	118	Furman Oct. 12, 1918
5.	105	Mercer Oct. 10, 1914

HALF

PTS	OPPONENT	DATE
1.	52 (1st)	Alabama A&M Nov. 23, 2013
2.	48 (1st)	Alcorn State Sept. 3, 2015
3.	45 (1st)	Samford Sept. 8, 2007
4.	42 (1st)	Navy Sept. 8, 2001
4.	42 (2nd)	vs. Tulsa Jan. 4, 2004
4.	42 (1st)	W. Carolina Sept. 1, 2011
4.	42 (2nd)	Kansas Sept. 17, 2011
4.	42 (1st)	Elon Aug. 31, 2013
9.	40 (2nd)	North Carolina Nov. 10, 2012
10.	38 (2nd)	Texas A&M Sept. 17, 1966
38	(1st)	Duke Sept. 26, 1996

QUARTER

PTS	OPPONENT	DATE
1.	34 (1st)	Alcorn State Sept. 3, 2015
2.	32 (4th)	Chattanooga Nov. 9, 1985
3.	31 (2nd)	Vanderbilt Aug. 31, 2002
4.	30 (3rd)	North Carolina Nov. 10, 2012
5.	28	Eight times, most recently: (2nd) Alabama A&M Nov. 23, 2013

HOME GAMES

PTS	OPPONENT	DATE
1.	70	Elon Aug. 31, 2013
2.	69	Samford Sept. 8, 2007
69	Alcorn State	Sept. 3, 2015
4.	66	Kansas Sept. 17, 2011
6.	66	Alabama A&M Nov. 23, 2013
6.	65	Tulane Sept. 12, 2015
7.	63	Wake Forest Nov. 21, 1998
63	W. Carolina	Sept. 1, 2011
9.	59	NC State Oct. 11, 1986
59	Presbyterian	Sept. 8, 2012

ROAD GAMES

PTS	OPPONENT	DATE
1.	70	Navy Sept. 8, 2001
2.	68	North Carolina Nov. 10, 2012
3.	66	Louisville Oct. 5, 2018
4.	56	Vanderbilt Oct. 31, 2009
5.	56	Pittsburgh Oct. 25, 2014
5.	56	NC State Nov. 8, 2014
7.	49	Navy Sept. 4, 1999
4.	49	Florida State Oct. 10, 2009
4.	49	Duke Nov. 14, 2009
4.	49	Middle Tenn. Sept. 10, 2011
4.	49	vs. Miss. State Dec. 31, 2014
4.	49	Virginia Tech Oct. 25, 2018

VS. RANKED OPPONENTS

PTS	OPPONENT	DATE
1.	59 (17) NC State	Oct. 11, 1986
2.	51 (16) Georgia (OT)	Nov. 27, 1999
3.	49 (7) Miss. State	Dec. 31, 2014
4.	47 (23) NC State	Oct. 10, 1998
5.	45 (13) Nebraska	Jan. 1, 1991
4.	45 (13) Georgia	Nov. 29, 2008
7.	41 (1) Virginia	Nov. 3, 1990
41	(6) Virginia	Oct. 17, 1998
41	(23) Miami	Nov. 20, 2008
41	(25) Tenn. (2OT)	Sept. 4, 2017

FEWEST POINTS SCORED

PTS	OPPONENT	DATE
1.	0	many times, most recently: Virginia Tech Nov. 16, 2019

IN A WIN

PTS	OPPONENT	DATE
1.	6	LSU Oct. 8, 1960
6	Tennessee	Oct. 8, 1966
6	Georgia	Nov. 29, 1969
6	South Carolina	Oct. 7, 1978
6	Virginia Tech	Nov. 10, 1990
6.	7	Duke Nov. 3, 1956
7	Auburn	Oct. 21, 1961
7	Alabama	Nov. 17, 1962
7	Auburn	Oct. 17, 1964
7	Tulane	Oct. 24, 1964
7	Maryland	Oct. 23, 2003
7	North Carolina	Nov. 11, 2006

IN A TIE GAME

PTS	OPPONENT	DATE
1.	14	Florida State Nov. 10, 1962
2.	17	Furman Sept. 13, 1986
3.	20	Virginia Oct. 13, 1984
4.	24	Clemson Sept. 25, 1976
5.	36	Rice Sept. 30, 1972

HOME GAME

PTS	OPPONENT	DATE
1.	0	Tennessee Nov. 10, 1956
0	SMU	Sept. 28, 1957
0	Auburn	Oct. 19, 1957
0	Florida	Nov. 23, 1957
0	Georgia	Nov. 30, 1957
0	Virginia Tech	Nov. 16, 2019
6.	3	11 times

ROAD GAME

PTS	OPPONENT	DATE
1.	0	16 times, most recently: Florida State Oct. 18, 1997

VS. UNRANKED OPPONENT

PTS	OPPONENT	DATE
1.	0	Florida Nov. 23, 1957
0	Georgia	Nov. 30, 1957
0	Kentucky	Sept. 20, 1958
0	SMU	Oct. 25, 1958
0	LSU	Oct. 7, 1961
0	Georgia	Nov. 28, 1964
0	Duke	Nov. 2, 1974
0	South Carolina	Sept. 10, 1977
0	Tennessee	Oct. 13, 1979
0	Auburn	Oct. 16, 1982
0	NC State	Oct. 3, 1987
0	Virginia Tech	Nov. 16, 2019

LARGEST DEFICIT OVERCOME FOR WIN

DEF	OPPONENT	DATE
1.	21 (17-38)	Virginia Oct. 17, 1998
2.	16 (12-28)	Georgia Nov. 29, 2008
3.	14 (0-14)	Auburn Oct. 19, 1968
14	(7-21)	Maryland Oct. 7, 1989
14	(14-28)	Virginia Nov. 3, 1990
14	(7-21)	Wake Forest Nov. 13, 1993
7.	13 (0-13)	Tulane Oct. 24, 1959
13	(6-19)	NC State Nov. 11, 1995
13	(0-13)	N. Carolina Oct. 9, 1999
13	(7-20)	N. Carolina Sept. 21, 2013
13	(14-27)	Georgia Nov. 26, 2016

LARGEST HALFTIME DEFICIT OVERCOME, WIN

DEF	OPPONENT	DATE
1.	16 (12-28)	Georgia Nov. 29, 2008
2.	14 (14-28)	Virginia Nov. 3, 1990
14	(17-31)	Virginia Oct. 17, 1998
4.	10 (7-17)	Wake Forest Sept. 20, 1997
5.	9 (7-16)	Wake Forest Nov. 4, 1995
6.	8 (7-15)	Clemson Sept. 27, 1975
8	(13-21)	Wake Forest Oct. 21, 2017
8.	7	14 times

LARGEST LEAD SURRENDERED, LOSS

LD	OPPONENT	DATE
1.	21 (21-0)	N. Carolina Oct. 3, 2015
2.	20 (20-0)	Georgia Dec. 2, 1978
20	(20-0)	Georgia Nov. 30, 2013
4.	18 (35-17)	vs. W. Virginia Jan. 1, 2007
5.	17 (27-10)	Auburn Oct. 18, 1975
17	(20-3)	N. Carolina Sept. 19, 1987
17	(24-7)	Virginia Nov. 6, 1999
17	(36-19)	Miami Sept. 22, 2012
9.	15 (15-0)	Alabama Nov. 12, 1960
15	(24-9)	Duke Oct. 29, 1977
15	(28-13)	Virginia Nov. 4, 2017



LARGEST HALFTIME LEAD SURRENDERED, LOSS

LD	OPPONENT	DATE
1. 17 (20-3)	N. Carolina	Sept. 19, 1987
2. 15 (15-0)	Alabama	Nov. 12, 1960
3. 14 (14-0)	Georgia	Nov. 23, 1995
4. 13 (20-7)	Georgia	Dec. 2, 1978
13 (13-0)	NC State	Sept. 21, 2000
13 (20-7)	Virginia	Nov. 10, 2001
13 (20-7)	Georgia	Nov. 30, 2013
8. 11 (21-10)	N. Carolina	Oct. 1, 1983
11 (14-3)	vs. LSU	Dec. 29, 2000
11 (28-17)	vs. W. Virginia	Jan. 1, 2007

LARGEST FIRST-QUARTER LEAD

LD	OPPONENT	DATE
1. 34 (34-0)	Alcorn State	Sept. 3, 2015
2. 28 (28-0)	Samford	Sept. 8, 2007
28 (28-0)	W. Carolina	Sept. 1, 2011
28 (28-0)	Elon	Aug. 31, 2013
28 (28-0)	Pittsburgh	Oct. 25, 2014
6. 24 (24-0)	Alabama A&M	Nov. 23, 2013
7. 21	11 times	

LARGEST HALFTIME LEAD

LD	OPPONENT	DATE
1. 52 (52-0)	Alabama A&M	Nov. 23, 2013
2. 48 (48-0)	Alcorn State	Sept. 3, 2015
3. 45 (45-0)	Samford	Sept. 8, 2007
4. 42 (42-0)	Navy	Sept. 8, 2001
42 (42-0)	Elon	Aug. 31, 2013
6. 38 (38-0)	Duke	Sept. 26, 1996
7. 31 (34-3)	The Citadel	Sept. 22, 1984
31 (31-0)	S. Carolina	Oct. 15, 1988
31 (31-0)	Vanderbilt	Aug. 31, 2002
10. 30 (30-0)	Furman	Sept. 11, 1993

LARGEST MARGIN OF VICTORY, MODERN ERA

MAR	OPPONENT	DATE
1. 70 (70-0)	Elon	Aug. 31, 2013
2. 63 (70-7)	Navy	Sept. 8, 2001
63 (69-6)	Alcorn State	Sept. 3, 2015
4. 59 (66-7)	Alabama A&M	Nov. 23, 2013
5. 56 (59-3)	Presbyterian	Sept. 8, 2012
56 (56-0)	Syracuse	Oct. 19, 2013
7. 55 (69-14)	Samford	Sept. 8, 2007
55 (65-10)	Tulane	Sept. 3, 2015
9. 53 (53-0)	Davidson	Sept. 19, 1953
10. 48 (54-6)	The Citadel	Sept. 20, 1952

LARGEST MARGIN OF VICTORY, HISTORIC

MAR	OPPONENT	DATE
1. 222 (222-0)	Cumberland	Oct. 7, 1916
2. 128 (128-0)	NC State	Nov. 10, 1918
3. 123 (123-0)	11th Cavalry	Oct. 19, 1918
4. 118 (118-0)	Furman	Oct. 12, 1918
5. 105 (105-0)	Mercer	Oct. 10, 1914

LARGEST MARGIN OF VICTORY, ACC GAME

MAR	OPPONENT	DATE
1. 56 (56-0)	Syracuse	Oct. 19, 2013
2. 39 (49-10)	Duke	Nov. 14, 2009
3. 38 (45-7)	Wake Forest	Nov. 13, 1982
38 (59-21)	NC State	Oct. 11, 1986
38 (38-0)	Maryland	Oct. 9, 1993

LARGEST MARGIN OF VICTORY, POSTSEASON GAME

MAR	OPPONENT	DATE
1. 42 (52-10)	Tulsa	Jan. 4, 2004
2. 37 (51-14)	Syracuse	Dec. 21, 2004
3. 24 (45-21)	Nebraska	Jan. 1, 1991
4. 15 (49-34)	Miss. State	Dec. 31, 2014
15 (33-18)	Kentucky	Dec. 31, 2016

LARGEST MARGIN OF DEFEAT, MODERN ERA

MAR	OPPONENT	DATE
1. 55 (14-69)	Notre Dame	Nov. 5, 1977
2. 51 (0-51)	Florida State	Oct. 2, 1993
3. 46 (3-49)	Florida State	Nov. 2, 1996
4. 45 (0-45)	Virginia Tech	Nov. 16, 2019
5. 44 (7-51)	Georgia	Nov. 30, 2002
44 (7-51)	Virginia Tech	Sept. 24, 2005

LARGEST MARGIN OF DEFEAT, HISTORIC

MAR	OPPONENT	DATE
1. 94 (0-94)	Auburn	Nov. 17, 1894
2. 73 (0-73)	Clemson	Oct. 17, 1903
3. 63 (0-63)	Auburn	Oct. 14, 1899

LARGEST MARGIN OF DEFEAT, ACC GAME

MAR	OPPONENT	DATE
1. 51 (0-51)	Florida State	Oct. 2, 1993
2. 46 (3-49)	Florida State	Nov. 2, 1996
3. 45 (0-45)	Virginia Tech	Nov. 16, 2019
4. 44 (7-51)	Virginia Tech	Sept. 24, 2005
5. 41 (0-41)	North Carolina	Oct. 2, 1982
6. 38 (3-41)	North Carolina	Oct. 16, 1993
38 (0-38)	Florida State	Oct. 18, 1997

LARGEST MARGIN OF DEFEAT, POSTSEASON GAME

MAR	OPPONENT	DATE
1. 35 (3-38)	LSU	Dec. 31, 2008
2. 28 (10-38)	Utah	Dec. 29, 2005
3. 20 (21-41)	Purdue	Dec. 25, 1978
4. 15 (15-30)	Penn State	Dec. 30, 1961
15 (12-27)	Florida	Jan. 2, 1967
15 (13-28)	Miami	Jan. 1, 2000

MOST POINTS, LOSS

PTS	OPPONENT	DATE
1. 44 (47)	Clemson (OT)	Sept. 29, 2001
2. 43 (48)	North Carolina	Oct. 18, 2014
3. 41 (42)	Tennessee (2OT)	Sept. 4, 2017
4. 38 (45)	Virginia	Nov. 6, 1999
38 (39)	Virginia	Nov. 10, 2001
38 (49)	South Florida	Sept. 8, 2018
7. 36 (42)	Miami (OT)	Sept. 22, 2012
36 (40)	Virginia	Nov. 4, 2017
9. 35 (41)	Florida State	Sept. 11, 1999
35 (38)	West Virginia	Jan. 1, 2007
35 (37)	Florida State	Dec. 6, 2014

TOUCHDOWNS

MOST TOUCHDOWNS SCORED, GAME

TD	OPPONENT	DATE
1. 10	Navy	Sept. 8, 2001
10	Elon	Aug. 31, 2013
10	Alcorn State	Sept. 3, 2015
4. 9	Wake Forest	Nov. 21, 1998
9	Samford	Sept. 8, 2007
9	W. Carolina	Sept. 1, 2011
9	Kansas	Sept. 17, 2011
9	North Carolina	Nov. 10, 2012
9	Alabama A&M	Nov. 23, 2013
9	Tulane	Sept. 3, 2015
9	Louisville	Oct. 5, 2018

MOST TOUCHDOWNS SCORED, QUARTER

TD	OPPONENT	DATE
1. 5 (1st)	Alcorn State	Sept. 3, 2015
2. 4 (4th)	Texas A&M	Sept. 17, 1996
4 (4th)	Georgia	Nov. 27, 1975
4 (4th)	Chattanooga	Nov. 9, 1985
4 (2nd)	NC State	Oct. 10, 1998
4 (2nd)	Vanderbilt	Aug. 31, 2002
4 (3rd)	Duke	Oct. 15, 2005
4 (1st)	Samford	Sept. 8, 2007
4 (1st)	W. Carolina	Sept. 1, 2011
4 (3rd)	Kansas	Sept. 17, 2011
4 (3rd)	North Carolina	Nov. 10, 2012
4 (1st)	Elon	Aug. 31, 2013
4 (2nd)	Alabama A&M	Nov. 23, 2013
4 (1st)	Pittsburgh	Oct. 25, 2014

MOST TOUCHDOWNS SCORED, HALF

TD	OPPONENT	DATE
1. 7 (1st)	Alabama A&M	Nov. 23, 2013
7 (1st)	Alcorn State	Sept. 3, 2015
3. 6 (1st)	Elon	Aug. 31, 2013
6 (2nd)	Kansas	Sept. 17, 2011
6 (1st)	W. Carolina	Sept. 1, 2011
6 (1st)	Samford	Sept. 8, 2007
6 (2nd)	Tulsa	Jan. 4, 2004
6 (1st)	Navy	Sept. 8, 2001
9. 5	17 times, most recently:	
(2nd)	Louisville	Oct. 15, 2018

FEWEST TOUCHDOWNS SCORED

TD	OPPONENT	DATE
1. 0	Several times, most recently:	
	vs. Virginia Tech	Nov. 16, 2010

MOST RUSHING TOUCHDOWNS, GAME

TD	OPPONENT	DATE
1.	9	Samford Sept. 8, 2007
	9	Alcorn State Sept. 3, 2015
3.	8	Alabama A&M Nov. 23, 2013
	8	Louisville Oct. 5, 2018
5.	7	Wake Forest Nov. 12, 1983
	7	vs. Tulsa Jan. 4, 2004
	7	Kansas Sept. 17, 2011
	7	Virginia Sept. 15, 2012
	7	North Carolina Nov. 10, 2012
	7	Syracuse Oct. 19, 2013
	7	Pittsburgh Oct. 25, 2014
	7	Virginia Tech Oct. 25, 2018

MOST PASSING TOUCHDOWNS, GAME

TD	OPPONENT	DATE
1.	5	Rice Sept. 30, 1972
	5	Clemson Nov. 13, 1999
	5	Duke Nov. 18, 2006
4.	4	Maryland Oct. 7, 1989
	4	Georgia Dec. 1, 1990
	4	Notre Dame Jan. 1, 1999
	4	Florida State Sept. 11, 1999
	4	Georgia (OT) Nov. 27, 1999
	4	Wake Forest Oct. 14, 2000
	4	North Carolina Nov. 15, 2003
	4	Clemson Sept. 11, 2004
	4	NC State Nov. 4, 2006
	4	Duke Sept. 14, 2013

MOST DEFENSIVE TOUCHDOWNS, GAME

TD	OPPONENT	DATE
1.	2	FR/BPR Tulane Oct. 28, 1961
	2	IR/IR Tulane Oct. 22, 1966
	2	FR/IR Tulane Oct. 24, 1970
	2	FR/IR Wake Forest Nov. 17, 1990
	2	FR/IR Duke Sept. 26, 1996
	2	BPR/FR NC State Oct. 10, 1998
	2	IR/IR Samford Sept. 9, 2006
	2	IR/IR Elon Aug. 31, 2013
	2	IR/FR NC State Nov. 8, 2014

MOST NON-OFFENSIVE TOUCHDOWNS, GAME

TD	OPPONENT	DATE
1.	2	FR/BPR Tulane Oct. 28, 1961
	2	PR/PR Navy Oct. 23, 1965
	2	IR/PR Vanderbilt Sept. 24, 1966
	2	IR/IR Tulane Oct. 22, 1966
	2	BPR/PR Duke Oct. 29, 1966
	2	FR/IR Tulane Oct. 24, 1970
	2	IR/PR The Citadel Sept. 30, 1978
	2	FR/IR Wake Forest Nov. 17, 1990
	2	FR/IR Duke Sept. 26, 1996
	2	BPR/FR NC State Oct. 10, 1998
	2	PR/FR Virginia Oct. 17, 1998
	2	KR/FR Maryland Oct. 31, 1998
	2	FR/PR Wake Forest Nov. 21, 1998
	2	FR/FR Navy Sept. 8, 2001
	2	IR/IR Samford Sept. 9, 2006
	2	IR/KR BYU Oct. 27, 2012
	2	IR/IR Elon Aug. 31, 2013
	2	IR/FR NC State Nov. 8, 2014

MOST FIELD GOALS MADE, GAME

FG	OPPONENT	DATE
1.	5	The Citadel Sept. 18, 1982
2.	4	Navy Nov. 17, 1973
	4	Florida State Oct. 17, 1992
	4	Clemson (OT) Sept. 29, 2001
	4	Notre Dame Sept. 1, 2007
	4	Clemson Dec. 5, 2009
	4	Kentucky Dec. 31, 2016
	4	Virginia Nov. 17, 2018
9.	3	35 times, most recently: Florida State Oct. 24, 2015

MOST FIELD GOALS MADE, QUARTER

FG	OPPONENT	DATE
1.	3 (3rd)	The Citadel Sept. 18, 1982
	3 (2nd)	NC State Oct. 4, 2003
3.	2	55 times

MOST FIELD GOALS MADE, HALF

FG	OPPONENT	DATE
1.	4 (2nd)	The Citadel Sept. 18, 1982
2.	3 (1st)	Rice Sept. 24, 1960
	3 (1st)	Clemson Oct. 14, 1989
	3 (1st)	Clemson Oct. 28, 2000
	3 (1st)	Virginia Oct. 26, 2002
	3 (1st)	NC State Oct. 4, 2003
	3 (1st)	Notre Dame Sept. 1, 2007
	3 (1st)	Clemson Dec. 5, 2009
	3 (2nd)	Virginia Nov. 17, 2018

MOST FIELD GOALS MADE, WITHOUT MISS

FG	OPPONENT	DATE
1.	5	The Citadel Sept. 18, 1982
2.	4	Navy Nov. 17, 1973
	4	Kentucky Dec. 31, 2016
	4	Virginia Nov. 17, 2018

MOST FIELD GOALS MISSED, GAME

FG	OPPONENT	DATE
1.	5	NC State Oct. 20, 2001
2.	4	Duke Nov. 1, 1958
	4	Maryland Oct. 31, 1998
4.	3	15 times

MOST FIELD GOALS MISSED, HALF

FG	OPPONENT	DATE
1.	3 (2nd)	Georgia Nov. 29, 1969
	3 (1st)	Duke Oct. 30, 1982
	3 (2nd)	NC State Oct. 20, 2001
4.	2	43 times, most recently: 2nd Tennessee Sept. 4, 2017

MOST FIELD GOALS ATTEMPTED, GAME

FG	OPPONENT	DATE
1.	7	NC State Oct. 20, 2001
2.	6	Navy Nov. 18, 1972
3.	5	Duke Nov. 1, 1958
	5	VMI Nov. 10, 1973
	5	The Citadel Sept. 18, 1982
	5	Clemson Sept. 25, 1993
	5	Wake Forest Sept. 14, 1996
	5	Maryland Oct. 31, 1998
	5	Notre Dame Sept. 1, 2007
	5	vs. Utah (OT) Dec. 31, 2011

MOST FIELD GOALS ATTEMPTED, QUARTER

FG	OPPONENT	DATE
1.	3 (4th)	South Carolina Oct. 7, 1978
	3 (3rd)	The Citadel Sept. 18, 1982
	3 (4th)	Wake Forest Sept. 14, 1996
	3 (1st)	Florida State Nov. 2, 1996
	3 (4th)	Notre Dame Sept. 6, 1997
	3 (3rd)	vs. Miami Jan. 1, 2000
	3 (2nd)	North Carolina Nov. 1, 2001
	3 (2nd)	NC State Oct. 4, 2003
	3 (1st)	Notre Dame Sept. 1, 2007

MOST FIELD GOALS ATTEMPTED, HALF

FG	OPPONENT	DATE
1.	4 (2nd)	The Citadel Sept. 18, 1982
	4 (1st)	Clemson Sept. 25, 1993
	4 (2nd)	Wake Forest Sept. 14, 1996
	4 (2nd)	NC State Oct. 20, 2001
	4 (1st)	NC State Oct. 4, 2003
	4 (1st)	Notre Dame Sept. 1, 2007
7.	3	30 times

MOST PATs MADE

PAT	OPPONENT	DATE
1.	10	Navy Sept. 8, 2001
	10	Elon Aug. 31, 2013
3.	9	Wake Forest Nov. 21, 1998
	9	Samford Sept. 8, 2007
	9	W. Carolina Sept. 1, 2011
	9	Kansas Sept. 17, 2011
	9	Alabama A&M Nov. 23, 2013
	9	Alcorn State Sept. 3, 2015
	9	Tulane Sept. 12, 2015
	9	Louisville Oct. 5, 2018
11.	8	eight times

MOST PATs ATTEMPTED

PAT	OPPONENT	DATE
1.	10	Navy Sept. 8, 2001
	10	Elon Aug. 31, 2013
	10	Alcorn State Sept. 3, 2015
4.	9	Wake Forest Nov. 21, 1998
	9	Samford Sept. 8, 2007
	9	W. Carolina Sept. 1, 2011
	9	Kansas Sept. 17, 2011
	9	Alabama A&M Nov. 23, 2013
	9	Tulane Sept. 12, 2015
	9	Louisville Oct. 5, 2018
11.	8	eight times

MOST PATs MISSED

PAT	OPPONENT	DATE
1.	3	LSU Oct. 13, 1956
	3	Tennessee Oct. 11, 1958
	3	Duke Oct. 30, 1993
4.	2	six times



TWO-POINT CONVERSIONS ATTEMPTED

2PA	(M)	OPPONENT	DATE
1.	4	(1) Georgia	Nov. 27, 1975
2.	3	(3) Duke	Nov. 2, 1968
3.	(1)	Notre Dame	Nov. 15, 1969
3.	(0)	vs. Mississippi	Dec. 30, 1971
3.	(0)	Clemson (OT)	Sept. 29, 2001
3.	(0)	Virginia	Nov. 10, 2001
3.	(2)	Georgia	Nov. 29, 2008
8.	2	19 times	

SAFETIES SCORED

SAF	OPPONENT	DATE
1.	1	Tulane Oct. 28, 1961
1	1	vs. Texas Tech Dec. 31, 1965
1	1	Florida State Sept. 19, 1970
1	1	Florida State Nov. 13, 1971
1	1	Navy Nov. 16, 1974
1	1	Chattanooga Nov. 9, 1985
1	1	Wake Forest Nov. 18, 1989
1	1	Boston College Sept. 14, 1991
1	1	Georgia Nov. 30, 1991
1	1	NC State Oct. 10, 1998
1	1	Syracuse Dec. 21, 2004
1	1	Boston College Sept. 6, 2008
1	1	Tulane Sept. 12, 2015
1	1	Virginia Nov. 17, 2018

SAFETIES ALLOWED

SAF	OPPONENT	DATE
1.	2	South Carolina Sept. 11, 1917
2.	1	26 times, most recently: Virginia Nov. 4, 2017

LONGEST KICKOFF RETURN FOR TOUCHDOWN

YDS	OPPONENT	DATE
1.	100	Maryland Oct. 31, 1998
100	North Carolina	Nov. 10, 2012
3.	99	NC State Oct. 11, 1986
4.	97	Notre Dame Nov. 5, 1977
97	Auburn	Oct. 21, 1978
97	BYU	Oct. 27, 2012
7.	96	Pittsburgh Oct. 8, 2016
8.	95	Georgia Nov. 30, 1985
9.	93	Tennessee Nov. 5, 1960
93	Tulane	Oct. 27, 1962

MOST PUNT RETURNS FOR TOUCHDOWN

PR	OPPONENT	DATE
1.	2	Navy Oct. 23, 1965
2.	1	20 times

LONGEST PUNT RETURN FOR TOUCHDOWN

YDS	OPPONENT	DATE
1.	95	South Carolina Sept. 16, 1972
2.	87	Auburn Oct. 20, 1956
3.	86	Navy Oct. 23, 1965
4.	85	Clemson Sept. 10, 2009
5.	80	Virginia Nov. 22, 2003
6.	78	Vanderbilt Sept. 18, 1965
7.	77	Navy Oct. 23, 1965
8.	75	Auburn Oct. 20, 1962
9.	74	Tennessee Oct. 11, 1958
10.	73	North Carolina Nov. 15, 2003

LONGEST FUMBLE RETURN FOR TOUCHDOWN

YDS	OPPONENT	DATE
1.	90	Wake Forest Nov. 21, 1998
2.	60	Duke Sept. 26, 1996
3.	54	Duke Oct. 3, 1998
4.	43	NC State Nov. 8, 2014
5.	42	North Carolina Sept. 26, 1998
6.	40	Miss. State Oct. 3, 2009
7.	38	Virginia Tech Sept. 30, 2006
38	Kentucky	Dec. 31, 2016
9.	34	Virginia Oct. 17, 1998
10.	32	Furman Sept. 11, 1993
32	Maryland	Oct. 6, 2007

MOST BLOCKED KICKS

BLK	OPPONENT	DATE
1.	2 P/PAT	Tulane Oct. 26, 1957
2	P/PAT	Rice Sept. 24, 1960
2	P/P	Tulane Oct. 28, 1961
2	PAT/PAT	Notre Dame Nov. 18, 1967
2	FG/FG	Auburn Oct. 18, 1969
2	FG/FG	Georgia Nov. 27, 1975
2	FG/FG	Boston College Sept. 14, 1991
2	P/P	Connecticut Nov. 13, 2004
2	FG/PAT	vs. Mississippi Dec. 30, 2013

TOTAL OFFENSE

MOST FIRST DOWNS

FD	OPPONENT	DATE
1.	35	Virginia Tech Oct. 25, 2018
3.	34	Virginia Nov. 9, 2000
4.	33	Tennessee Sept. 4, 2017
5.	32	Georgia Nov. 27, 2010
32	Georgia	Nov. 29, 2014
7.	31	The Citadel Sept. 22, 1984
31	Clemson	Oct. 28, 2000
9.	30	NC State Oct. 11, 1986
30	NC State	Oct. 30, 1999
30	Boston Coll.	Oct. 20, 2012
30	NC State	Nov. 8, 2014

MOST FIRST DOWNS BY RUSHING

FD	OPPONENT	DATE
1.	31	Virginia Tech Oct. 25, 2018
2.	29	Tennessee Sept. 4, 2017
3.	27	Georgia Nov. 29, 2014
4.	26	VMI Oct. 11, 1975
26	Georgia	Nov. 27, 2010
6.	25	S. Carolina Sept. 14, 1974
25	Virginia	Oct. 2, 1976
8.	24	Middle Tenn. Sept. 10, 2011
24	Boston Coll.	Oct. 20, 2012
24	NC State	Nov. 8, 2014
11.	23	Texas Tech Dec. 31, 1965
23	Auburn	Oct. 18, 1975
23	Clemson	Dec. 5, 2009
23	Virginia	Oct. 9, 2010
23	Pittsburgh	Oct. 25, 2014

MOST FIRST DOWNS BY PASSING

FD	OPPONENT	DATE
1.	22	Clemson Oct. 28, 2000
22	Virginia	Nov. 10, 2001
3.	18	Duke Oct. 16, 1999
4.	17	Rice Sept. 30, 1972
17	Virginia	Oct. 15, 1994
6.	16	Maryland Oct. 22, 1994
16	Virginia	Nov. 9, 2000
16	Maryland	Oct. 17, 2002
16	Virginia	Oct. 26, 2002
16	NC State	Oct. 4, 2003
16	NC State	Oct. 6, 2005

MOST FIRST DOWNS BY PENALTY

FD	OPPONENT	DATE
1.	5	Duke Nov. 16, 2002
5	S.C. State	Sept. 4, 2010
5	Virginia Tech	Nov. 12, 2015
4.	4	24 times, most recently: Virginia Tech Oct. 25, 2018

FEWEST FIRST DOWNS

FD	OPPONENT	DATE
1.	4	Vanderbilt Sept. 18, 1965
2.	5	Georgia Nov. 28, 1964
3.	6	Rice Sept. 24, 1960
6	Alabama	Nov. 18, 1961
6	Notre Dame	Nov. 14, 1970
6	North Carolina	Oct. 4, 1980
6	Virginia Tech	Sept. 24, 2005
8.	7	Florida Nov. 23, 1957
7	Kentucky	Sept. 19, 1959
7	Duke	Oct. 29, 1960
7	Auburn	Oct. 21, 1967
7	Notre Dame	Nov. 8, 1975
7	Georgia	Nov. 30, 2019

FEWEST FIRST DOWNS BY RUSHING

FD	OPPONENT	DATE
1.	0	Miami Sept. 28, 1968
0	North Carolina	Oct. 4, 1980
0	Arizona	Sept. 1, 1994
4.	1	Florida State Nov. 5, 1994
1	Virginia	Oct. 5, 1996
6.	2	Alabama Nov. 18, 1961
2	Notre Dame	Nov. 16, 1968
2	Notre Dame	Nov. 14, 1970
2	Georgia	Nov. 24, 1979
2	Clemson	Sept. 26, 1987
2	Virginia	Oct. 15, 1994
2	Virginia Tech	Sept. 24, 2005

FEWEST FIRST DOWNS BY PASSING

FD	OPPONENT	DATE
1.	0	17 times, most recently: S.C. State Sept. 4, 2010



BIGGEST FIRST-DOWN MARGIN

MAR	OPP	DATE
1. 22 (28-6)	Texas A&M	Sept. 17, 1966
2. 21 (26-5)	Tulane	Oct. 27, 1956
21 (31-10)	The Citadel	Sept. 22, 1984
4. 19 (29-10)	Wake Forest	Sept. 14, 1996
19 (34-15)	Virginia	Nov. 9, 2000
19 (35-16)	Virginia Tech	Oct. 25, 2018
7. 18 (29-11)	Virginia	Oct. 2, 1976
8. 17 (22-5)	Miami	Sept. 26, 1964
17 (26-9)	Navy	Nov. 7, 1970
17 (27-10)	VMI	Oct. 11, 1975
17 (23-6)	Connecticut	Sept. 17, 2005

MOST OFFENSIVE PLAYS

PL	OPPONENT	DATE
1. 97	South Carolina	Sept. 12, 1970
1. 97	Clemson	Oct. 28, 2000
3. 96	Tennessee	Sept. 4, 2017
4. 94	Tennessee	Oct. 12, 1968
94	Virginia	Nov. 9, 2000
6. 92	Rice	Sept. 30, 1972
92	Virginia	Oct. 2, 1976
92	Virginia	Oct. 13, 1984
92	Maryland	Oct. 22, 1994
92	Georgia	Nov. 27, 2010

FEWEST RUSHING YARDS

YDS	OPPONENT	DATE
1. -42	Notre Dame	Nov. 16, 1968
2. -3	Navy	Nov. 9, 1968
3. 2	Georgia	Nov. 30, 1968
4. 5	Florida State	Nov. 5, 1994
5. 12	Purdue	Dec. 25, 1978
6. 13	Navy	Oct. 9, 1964
7. 19	Virginia	Oct. 15, 1994
8. 20	Arizona	Sept. 1, 1994
9. 24	Georgia	Nov. 27, 2004
10. 27	Georgia	Dec. 2, 1972

MOST TOTAL OFFENSE YARDS, GAME

YDS	OPPONENT	DATE
1. 768	Kansas	Sept. 17, 2011
2. 712	Presbyterian	Sept. 8, 2012
3. 662	W. Carolina	Sept. 1, 2011
4. 655	Tennessee	Sept. 4, 2017
5. 627	Virginia	Nov. 9, 2000
6. 623	The Citadel	Sept. 22, 1984
7. 612	Pittsburgh	Oct. 25, 2014
8. 611	North Carolina	Oct. 18, 2014
9. 610	Maryland	Oct. 9, 1993
10. 605	Duke	Oct. 29, 2016
11. 600	VMI	Oct. 11, 1975

FEWEST OFFENSIVE PLAYS

PL	OPPONENT	DATE
1. 38	Duke	Oct. 29, 1960
2. 41	Vanderbilt	Sept. 18, 1965
41	Virginia	Nov. 19, 2016
4. 42	Rice	Sept. 24, 1960
5. 43	Georgia	Nov. 28, 1964
6. 44	Florida	Nov. 23, 1957
44	Auburn	Oct. 18, 1958
44	Kentucky	Sept. 19, 1959
44	Tennessee	Oct. 10, 1959
44	Georgia	Nov. 27, 1975

MOST RUSHING ATTEMPTS

ATT	OPPONENT	DATE
1. 86	Virginia	Oct. 2, 1976
86	Tennessee	Sept. 4, 2017
3. 82	VMI	Oct. 11, 1975
4. 79	vs. Texas Tech	Dec. 31, 1965
79	Auburn	Oct. 18, 1975
6. 77	Georgia	Nov. 27, 2010
7. 76	Boston Coll.	Oct. 20, 2012
8. 75	Tulane	Oct. 25, 1975
9. 74	Virginia	Oct. 9, 2010
10. 72	Georgia	Nov. 30, 1974
72	Miami	Sept. 20, 1975
72	Duke	Nov. 17, 2012

MOST TOTAL OFFENSE YARDS, HALF

YDS	OPPONENT	DATE
1. 431 (2nd)	Kansas	Sept. 17, 2011
2. 418 (2nd)	Maryland	Oct. 9, 1993
3. 407 (1st)	Boston Coll.	Oct. 20, 2012
4. 398 (1st)	The Citadel	Sept. 22, 1984
5. 394 (1st)	W. Carolina	Sept. 1, 2011
6. 390 (2nd)	Air Force	Nov. 11, 1978
7. 386 (1st)	Virginia	Sept. 15, 2012
8. 373 (1st)	Maryland	Nov. 18, 2000
9. 369 (1st)	Wake Forest	Oct. 14, 2000
10. 364 (2nd)	Tennessee	Sept. 4, 2017

HIGHEST AVERAGE PER PLAY

AVG	OPPONENT	DATE
1. 13.5	Kansas	Sept. 17, 2011
2. 10.3	W. Carolina	Sept. 1, 2011
3. 9.9	Presbyterian	Sept. 8, 2012
9.9	Duke	Oct. 29, 2016
5. 9.7	Alcorn State	Sept. 3, 2015
6. 9.6	Virginia	Sept. 15, 2012
7. 9.5	Air Force	Nov. 11, 1978
8. 9.1	Elon	Aug. 31, 2013
9. 8.8	Pittsburgh	Oct. 17, 2015
10. 8.7	Tulane	Sept. 12, 2015

FEWEST RUSHING ATTEMPTS

ATT	OPPONENT	DATE
1. 19	Arizona	Sept. 1, 1994
19	N. Carolina	Oct. 8, 1994
3. 20	Alabama	Sept. 8, 1979
20	Georgia	Nov. 24, 1979
5. 21	Wake Forest	Oct. 5, 2002
6. 22	Georgia	Nov. 30, 2002
7. 23	BYU	Aug. 28, 2003
8. 24	Duke	Oct. 31, 1987
24	S. Carolina	Sept. 23, 1989
10. 25	Alabama	Nov. 18, 1961
25	Virginia Tech	Sept. 24, 2005

FEWEST TOTAL OFFENSE YARDS, GAME

YDS	OPPONENT	DATE
1. 96	Alabama	Nov. 18, 1961
2. 97	Rice	Sept. 24, 1960
3. 110	Florida State	Oct. 2, 1993
4. 112	Auburn	Oct. 18, 1958
5. 115	Duke	Oct. 31, 1959
6. 116	North Carolina	Oct. 4, 1980
7. 119	Notre Dame	Nov. 16, 1968
8. 122	Vanderbilt	Sept. 18, 1965
9. 124	Clemson	Sept. 22, 2016
10. 125	Duke	Oct. 29, 1960
125	Notre Dame	Nov. 5, 1977

LOWEST AVERAGE PER PLAY

AVG	OPPONENT	DATE
1. 2.1	Alabama	Nov. 18, 1961
2. 2.1	Notre Dame	Nov. 8, 1980
3. 2.2	Tennessee	Oct. 8, 1966
2.2	Tennessee	Oct. 9, 1971
2.2	Florida State	Oct. 2, 1993
6. 2.3	Duke	Oct. 31, 1959
2.3	Rice	Sept. 24, 1960
2.3	Notre Dame	Nov. 16, 1968
2.3	North Carolina	Oct. 4, 1980
2.3	Auburn	Oct. 16, 1982

HIGHEST AVERAGE PER RUSH

AVG	OPPONENT	DATE
1. 12.1	Kansas	Sept. 17, 2011
2. 11.3	Air Force	Nov. 11, 1978
3. 9.4	Pittsburgh	Oct. 17, 2015
4. 9.2	Virginia	Sept. 15, 2012
9.2	Alcorn State	Sept. 3, 2015
6. 8.6	Maryland	Oct. 9, 1993
7. 8.4	Miami	Nov. 20, 2008
8. 8.3	Louisville	Oct. 5, 2018
9. 8.2	Alabama A&M	Nov. 23, 2013
10. 8.1	Miss. State	Sept. 20, 2008
8.1	Presbyterian	Sept. 8, 2012

FEWEST TOTAL OFFENSE YARDS, HALF

YDS	OPPONENT	DATE
1. -3 (2nd)	Navy	Oct. 23, 1965
2. 0 (2nd)	Miami	Sept. 28, 1968
3. 10 (2nd)	Notre Dame	Nov. 8, 1980
4. 18 (2nd)	Alabama	Nov. 17, 1962
18 (1st)	Duke	Nov. 1, 1980
6. 20 (1st)	Notre Dame	Nov. 14, 1970
7. 21 (2nd)	Tulane	Oct. 28, 1961
21 (2nd)	Florida State	Oct. 2, 1993
9. 22 (1st)	Clemson	Sept. 22, 2016
10. 23 (1st)	Tennessee	Oct. 11, 1969

RUSHING

MOST RUSHING YARDS

YDS	OPPONENT	DATE
1. 604	Kansas	Sept. 17, 2011
2. 558	VMI	Oct. 11, 1975
3. 542	Louisville	Oct. 5, 2018
4. 535	Tennessee	Sept. 4, 2017
5. 518	Tulane	Oct. 22, 1977
6. 510	Air Force	Nov. 11, 1978
7. 487	South Carolina	Sept. 14, 1974
8. 479	NC State	Nov. 8, 2014
9. 477	Virginia	Oct. 9, 2010
10. 476	Alcorn State	Sept. 3, 2015



LOWEST AVERAGE PER RUSH

	AVG	OPPONENT	DATE
1.	-1.3	Notre Dame	Nov. 16, 1968
2.	-0.1	Navy	Nov. 9, 1968
3.	0.1	Georgia	Nov. 30, 1968
4.	0.2	Florida State	Nov. 5, 1994
5.	0.3	Navy	Oct. 9, 1964
6.	0.4	Purdue	Dec. 25, 1978
7.	0.6	Georgia	Dec. 2, 1972
	0.6	Virginia	Oct. 15, 1994
9.	0.7	Georgia	Nov. 27, 2004
10.	0.9	Miami	Sept. 28, 1968
	0.9	Notre Dame	Nov. 14, 1970
	0.9	North Carolina	Oct. 30, 1997

MOST PASS ATTEMPTS

	ATT	OPPONENT	DATE
1.	63	Tennessee	Oct. 12, 1968
2.	57	Clemson	Oct. 28, 2000
3.	55	Virginia	Nov. 10, 2001
4.	53	Maryland	Oct. 17, 2002
	53	NC State	Oct. 6, 2005
6.	52	Navy	Nov. 9, 1968
7.	50	Virginia	Sept. 19, 1992
	50	Florida State	Nov. 5, 1994
	50	Maryland	Oct. 22, 1994
10.	49	Georgia	Dec. 5, 1981
	49	Duke	Oct. 31, 1987

HIGHEST COMPLETION PERCENTAGE

NO MINIMUM			
	PCT	OPPONENT	DATE
1.	1.000 (3-3)	vs. Pittsburgh	Dec. 29, 1956
	1.000 (1-1)	Georgia	Nov. 30, 1974
	1.000 (2-2)	Clemson	Sept. 27, 1995
	1.000 (1-1)	Air Force	Oct. 1, 1977
5.	.880 (22-25)	Florida State	Sept. 11, 1999
6.	.857 (6-7)	Tulane	Oct. 26, 1974
7.	.833 (10-12)	Samford	Sept. 8, 2007
	.833 (5-6)	Duke	Oct. 31, 1964
9.	.808 (21-26)	Virginia	Nov. 8, 1997
10.	.800	Seven times; most recently:	
	(4-5)	Alcorn State	Sept. 3, 2015

PASSING

MOST PASS COMPLETIONS

	CMP	OPPONENT	DATE
1.	39	Virginia	Nov. 10, 2001
2.	35	Clemson	Oct. 28, 2000
3.	30	Maryland	Oct. 17, 2002
4.	29	Virginia	Nov. 9, 2000
5.	28	Wake Forest	Nov. 12, 1988
	28	Virginia	Sept. 19, 1992
7.	27	Navy	Nov. 9, 1968
	27	Georgia	Nov. 29, 1980
	27	Georgia	Dec. 5, 1981
	27	Maryland	Oct. 22, 1994
	27	Duke	Nov. 8, 2003

MOST PASS COMPLETIONS WITHOUT INTERCEPTION

	CMP	OPPONENT	DATE
1.	35	Clemson	Oct. 28, 2000
2.	30	Maryland	Oct. 17, 2002
3.	29	Virginia	Nov. 9, 2000
4.	26	Virginia	Oct. 26, 2002
5.	25	North Carolina	Sept. 10, 2005
6.	24	NC State	Oct. 23, 1993
	24	North Carolina	Oct. 8, 1994
	24	NC State	Oct. 20, 2001
	24	NC State	Oct. 4, 2003
10.	23	three times	

FEWEST PASS COMPLETIONS

	CMP	OPPONENT	DATE
1.	0	Florida	Nov. 24, 1956
	0	Tennessee	Nov. 5, 1960
	0	Georgia	Dec. 2, 1961
	0	Michigan State	Sept. 18, 1971
	0	Notre Dame	Nov. 8, 1975
	0	South Carolina	Sept. 11, 1976
	0	Notre Dame	Nov. 6, 1976
	0	Miami	Sept. 17, 1977
	0	Tennessee	Oct. 8, 1977
	0	Duke	Oct. 29, 1977
	0	Georgia	Nov. 26, 1977
	0	Virginia Tech	Oct. 25, 2018

FEWEST PASS ATTEMPTS

	ATT	OPPONENT	DATE
1.	0	Notre Dame	Nov. 6, 1976
	0	Tennessee	Oct. 8, 1977
3.	1	Tennessee	Nov. 5, 1960
	1	Georgia	Nov. 30, 1974
	1	Miami	Sept. 17, 1977
	1	Air Force	Oct. 1, 1977
	1	Georgia	Nov. 26, 1977
	1	Virginia Tech	Oct. 25, 2018
9.	2	Clemson	Sept. 27, 1975
	2	Duke	Oct. 29, 1977
	2	Louisville	Oct. 5, 2018

MOST PASSES HAD INTERCEPTED

	INT	OPPONENT	DATE
1.	7	Wake Forest	Nov. 21, 1987
2.	6	Fresno State	Dec. 31, 2002
3.	5	Tennessee	Nov. 7, 1964
	5	Rice	Sept. 30, 1972
	5	Duke	Oct. 30, 1976
	5	Virginia Tech	Nov. 1, 2007
7.	4	14 times	

MOST YARDS PASSING

	YDS	OPPONENT	DATE
1.	486	Virginia	Nov. 10, 2001
2.	454	Clemson	Oct. 28, 2000
3.	416	Duke	Oct. 31, 1987
4.	387	Maryland	Sept. 30, 1999
	387	Florida State	Sept. 11, 1999
6.	373	The Citadel	Sept. 12, 1987
7.	371	Rice	Sept. 30, 1972
8.	365	W. Carolina	Sept. 1, 2011
9.	361	Navy	Nov. 17, 1979
10.	354	Maryland	Nov. 18, 2000

FEWEST YARDS PASSING

	YDS	OPPONENT	DATE
1.	0	Florida	Nov. 24, 1956
	0	Tennessee	Nov. 5, 1960
	0	Georgia	Dec. 2, 1961
	0	Michigan St.	Sept. 18, 1971
	0	Notre Dame	Nov. 8, 1975
	0	S. Carolina	Sept. 11, 1976
	0	Notre Dame	Nov. 6, 1976
	0	Miami	Sept. 17, 1977
	0	Tennessee	Oct. 8, 1977
	0	Duke	Oct. 29, 1977
	0	Georgia	Nov. 26, 1977
	0	Virginia Tech	Oct. 25, 2018

HIGHEST COMPLETION PERCENTAGE

MINIMUM 30 ATTEMPTS			
	PCT	OPPONENT	DATE
1.	.733 (22-30)	Clemson	Nov. 13, 1999
	.733 (22-30)	Duke	Nov. 15, 1997

HIGHEST COMPLETION PERCENTAGE

MINIMUM 40 ATTEMPTS			
	PCT	OPPONENT	DATE
1.	.709 (39-55)	Virginia	Nov. 10, 2001

LOWEST COMPLETION PERCENTAGE

NO MINIMUM			
	PCT	OPPONENT	DATE
1.	.000 (0-8)	Florida	Nov. 24, 1956
	.000 (0-1)	Tennessee	Nov. 5, 1960
	.000 (0-6)	Georgia	Dec. 2, 1961
	.000 (0-10)	Michigan St.	Sept. 18, 1971
	.000 (0-4)	Notre Dame	Nov. 8, 1975
	.000 (0-8)	S. Carolina	Sept. 11, 1976
	.000 (0-0)	Notre Dame	Nov. 6, 1976
	.000 (0-1)	Miami	Sept. 17, 1977
	.000 (0-0)	Tennessee	Oct. 8, 1977
	.000 (0-2)	Duke	Oct. 29, 1977
	.000 (0-1)	Georgia	Nov. 26, 1977
	.000 (0-1)	Virginia Tech	Oct. 25, 2018

LOWEST COMPLETION PERCENTAGE

MINIMUM 20 ATTEMPTS			
	PCT	OPPONENT	DATE
1.	.273 (6-22)	Georgia	Nov. 25, 2006
	.273 (6-22)	Tulane	Oct. 28, 1967
	.273 (6-22)	Duke	Sept. 26, 2015

LOWEST COMPLETION PERCENTAGE

MINIMUM 30 ATTEMPTS			
	PCT	OPPONENT	DATE
1.	.311 (14-45)	Wake Forest	Nov. 21, 1987
2.	.314 (11-35)	Notre Dame	Nov. 18, 1967

HIGHEST AVERAGE PER ATTEMPT

	AVG	OPPONENT	DATE
1.	42.0	Air Force	Oct. 1, 1977
2.	23.4	Kansas	Sept. 17, 2011
3.	22.8	W. Carolina	Sept. 1, 2011
4.	21.4	Middle Tenn.	Sept. 10, 2011
5.	19.4	Duke	Nov. 14, 2009
6.	19.0	Miss. State	Oct. 3, 2009
	19.0	North Carolina	Sept. 18, 2010
8.	18.6	Tulane	Oct. 26, 1974
	18.6	Duke	Oct. 29, 2016
10.	17.6	Syracuse	Oct. 19, 2013
	17.6	Wyford	Aug. 30, 2014

LOWEST AVERAGE PER ATTEMPT

AVG	OPPONENT	DATE
1. 0.0 (0-8)	Florida	Nov. 24, 1956
0.0 (0-1)	Tennessee	Nov. 5, 1960
0.0 (0-6)	Georgia	Dec. 2, 1961
0.0 (0-10)	Michigan St.	Sept. 18, 1971
0.0 (0-4)	Notre Dame	Nov. 8, 1975
0.0 (0-8)	S. Carolina	Sept. 11, 1976
0.0 (0-1)	Miami	Sept. 17, 1977
0.0 (0-2)	Duke	Oct. 29, 1977
0.0 (0-1)	Georgia	Nov. 26, 1977
0.0 (0-1)	Virginia Tech	Oct. 25, 2018

HIGHEST AVERAGE PER COMPLETION

AVG	OPPONENT	DATE
1. 70.0 (2)	Virginia Tech	Nov. 11, 2017
2. 51.0 (1)	Virginia Tech	Oct. 17, 2009
3. 45.0 (2)	Duke	Nov. 20, 2010
4. 44.0 (3)	Miami	Sept. 22, 2012
5. 43.0 (1)	Tulane	Oct. 22, 1977
6. 42.0 (1)	Florida State	Oct. 4, 1975
42.0 (1)	Air Force	Oct. 1, 1977
8. 41.0 (4)	Kansas	Sept. 17, 2011
9. 40.0 (3)	Gardner-Webb	Oct. 11, 2008
40.0 (2)	Virginia Tech	Nov. 4, 2010

LOWEST AVERAGE PER COMPLETION

AVG	OPPONENT	DATE
1. 2.7	vs. Tulsa	Jan. 4, 2004
2. 3.0	Pittsburgh	Sept. 21, 1974
3. 4.4	vs. Stanford	Dec. 25, 1991
4. 5.0	Notre Dame	Nov. 18, 1967
5.0	Tulane	Sept. 6, 2014
6. 5.5	Auburn	Oct. 15, 1977
7. 5.6	Florida State	Oct. 2, 1993
8. 5.8	Notre Dame	Nov. 8, 1980
9. 6.0	Georgia	Nov. 30, 1974
6.0	vs. Iowa	Jan. 5, 2010
6.0	S.C. State	Sept. 4, 2010

MOST RECEIVERS TO CATCH PASS

NO	OPPONENT	DATE
1. 12	Georgia	Dec. 5, 1981
2. 11	Auburn	Oct. 18, 1986
11	Chattanooga	Sept. 22, 1990
11	Penn State	Aug. 28, 1991
11	Virginia	Sept. 19, 1992
11	Furman	Sept. 11, 1993
11	Duke	Sept. 24, 1994
11	Virginia	Nov. 9, 2000
9. 10	seven times	

TURNOVERS

MOST FUMBLES

FUM	OPPONENT	DATE
1. 9	Miami	Nov. 21, 2015
2. 8	SMU	Sept. 28, 1957
8	Kentucky	Sept. 20, 1958
8	Clemson	Oct. 7, 1967
8	Clemson	Sept. 22, 2018
6. 7	Tennessee	Oct. 12, 1968
7	Tennessee	Sept. 9, 1972
7	VMI	Oct. 11, 1975
7	vs. LSU	Dec. 29, 2000
10. 6	17 times	

MOST FUMBLES LOST

FUM	OPPONENT	DATE
1. 6	Tennessee	Oct. 12, 1968
2. 5	Tulane	Oct. 26, 1957
5	Clemson	Oct. 3, 1970
5	Tennessee	Sept. 9, 1972
5	Duke	Oct. 30, 1976
6. 4	18 times	

MOST TURNOVERS

TO	OPPONENT	DATE
1. 10	Duke	Oct. 30, 1976
2. 8	Tennessee	Oct. 12, 1968
8	Clemson	Oct. 3, 1970
8	Tennessee	Sept. 9, 1972
8	Rice	Sept. 30, 1972
8	Wake Forest	Nov. 21, 1987
7. 7	Tennessee	Oct. 11, 1969
7	Notre Dame	Nov. 15, 1969
7	Tennessee	Oct. 10, 1970
7	Fresno State	Dec. 31, 2002

MOST TOTAL PLAYS WITHOUT A

TURNOVER	PL	OPPONENT	DATE
1. 97	Clemson	Oct. 28, 2000	
2. 94	Virginia	Nov. 9, 2000	
3. 91	Boston Coll.	Oct. 20, 2012	
4. 88	Wake Forest	Sept. 14, 1996	
5. 86	Duke	Nov. 17, 2012	
6. 83	Clemson	Sept. 29, 1973	
83	Clemson	Dec. 5, 2009	
8. 82	NC State	Oct. 11, 1997	
9. 81	four times		

PUNTING

MOST PUNTS

P	OPPONENT	DATE
1. 13	Georgia	Nov. 30, 2019
2. 12	Clemson	Oct. 7, 1967
12	Notre Dame	Nov. 14, 1970
12	Clemson	Sept. 26, 1987
12	Florida State	Oct. 18, 1997
6. 11	nine times	

FEWEST PUNTS

P	OPPONENT	DATE
1. 0	Maryland	Nov. 22, 1997
0	Virginia	Nov. 9, 2000
0	Florida State	Oct. 10, 2009
0	Georgia	Nov. 28, 2009
0	Clemson	Dec. 5, 2009
0	NC State	Nov. 8, 2014
0	Louisville	Oct. 5, 2018
7. 1	23 times, most recently: at North Carolina	Nov. 3, 2018

MOST PUNT YARDS

YDS	OPPONENT	DATE
1. 587	Georgia	Nov. 30, 2019
2. 553	Florida State	Oct. 18, 1997
3. 505	Clemson	Sept. 26, 1987
4. 464	Virginia Tech	Sept. 24, 2005
5. 454	Clemson	Oct. 7, 1967
454	Auburn	Oct. 16, 1982
7. 453	Boston Coll.	Sept. 15, 2007
8. 443	Notre Dame	Nov. 14, 1970
9. 440	North Carolina	Oct. 4, 1980
10. 434	Notre Dame	Nov. 7, 1981

FEWEST PUNT YARDS

YDS	OPPONENT	DATE
1. 0	Maryland	Nov. 22, 1997
0	Virginia	Nov. 9, 2000
0	Florida State	Oct. 10, 2009
0	Georgia	Nov. 28, 2009
0	Clemson	Dec. 5, 2009
0	NC State	Nov. 8, 2014
7. 23	North Carolina	Oct. 3, 2015
8. 26	Virginia	Nov. 8, 1997
9. 33	NC State	Oct. 30, 1999
10. 34	Navy	Nov. 23, 1996
34	North Carolina	Sept. 18, 2010

HIGHEST PUNTING AVERAGE

AVG	OPPONENT	DATE
1. 55.5	Clemson	Sept. 29, 2001
2. 55.0	Boston Coll.	Oct. 4, 1997
3. 54.5	Duke	Nov. 15, 1997
54.5	Duke	Oct. 16, 1999
5. 52.7	NC State	Oct. 11, 1997
6. 52.5	Duke	Sept. 14, 2013
7. 52.2	Virginia	Nov. 19, 2016
8. 52.0	NC State	Oct. 1, 1994
52.0	Middle Tenn.	Sept. 10, 2011
10. 51.8	Florida State	Oct. 24, 1998
51.8	North Carolina	Nov. 17, 2007

LOWEST PUNTING AVERAGE

AVG	OPPONENT	DATE
1. 13.4	Auburn	Oct. 19, 1974
2. 19.3	Georgia	Nov. 29, 2003
3. 24.3	Alabama	Nov. 17, 1956
4. 24.5	Alabama A&M	Nov. 23, 2013
5. 25.0	Maryland	Nov. 18, 2000
6. 25.1	Georgia	Nov. 26, 1988
7. 25.6	Army	Sept. 25, 1971
8. 25.8	NC State	Oct. 4, 2003
9. 26.2	Miami	Jan. 1, 2000
10. 27.4	Virginia	Sept. 19, 1992



PUNT RETURNS

MOST PUNT RETURNS

PR	OPPONENT	DATE
1. 9	The Citadel	Sept. 1, 2001
2. 8	Tulane	Oct. 28, 1961
8	Florida	Sept. 29, 1962
8	Duke	Oct. 6, 2001
8	Florida State	Nov. 9, 2002
8	Duke	Nov. 16, 2002
8	Samford	Sept. 9, 2006
8	Samford	Sept. 8, 2007
9. 7	11 times	

MOST PUNT RETURN YARDS

YDS	OPPONENT	DATE
1. 249	Navy	Oct. 23, 1965
2. 197	Duke	Oct. 29, 1966
3. 149	Auburn	Oct. 20, 1962
4. 136	South Carolina	Sept. 16, 1972
5. 134	Florida State	Sept. 19, 1970
6. 120	Tennessee	Oct. 11, 1958
7. 117	Virginia	Oct. 17, 1998
8. 115	Samford	Sept. 8, 2007
9. 111	North Carolina	Nov. 1, 2001
10. 110	Vanderbilt	Aug. 31, 2002

HIGHEST RETURN AVERAGE

MINIMUM 2 RETURNS		
AVG	OPPONENT	DATE
1. 68.0	South Carolina	Sept. 16, 1972
2. 60.0	Tennessee	Oct. 11, 1958
3. 49.8	Navy	Oct. 23, 1965
4. 49.7	Auburn	Oct. 20, 1962
5. 42.0	Virginia	Nov. 22, 2003
42.0	Miami	Sept. 22, 2012
7. 37.5	North Carolina	Nov. 15, 2003
8. 36.5	The Citadel	Sept. 30, 1978
36.5	Wake Forest	Nov. 21, 1998
10. 33.7	Duke	Oct. 31, 1992

LOWEST RETURN AVERAGE

MINIMUM 2 RETURNS		
AVG	OPPONENT	DATE
1. -14.5	Georgia (OT)	Nov. 27, 1999
2. -4.6	Miami	Nov. 19, 2005
3. -4.0	vs. Air Force	Dec. 27, 2010
4. -3.5	NC State	Oct. 23, 1993
5. -1.5	Auburn	Oct. 18, 1975
-1.5	Vanderbilt	Oct. 31, 2009
7. -1.0	vs. Utah	Dec. 29, 2005
-1.0	Virginia	Sept. 21, 2006
9. -0.5	Florida State	Nov. 13, 1971
-0.5	Duke	Oct. 4, 2008

KICK RETURNS

MOST KICKOFF RETURNS

KR	OPPONENT	DATE
1. 11	Notre Dame	Nov. 5, 1977
2. 9	Georgia	Nov. 30, 2002
9	Clemson	Nov. 14, 2013
4. 8	Duke	Nov. 2, 1968
8	Duke	Oct. 31, 1987
8	Virginia	Nov. 6, 1999
7. 8	Virginia	Nov. 4, 2017
8. 7	19 times	

FEWEST KICKOFF RETURNS

KR	OPPONENT	DATE
1. 0	28 times, most recently:	
	Miami	Oct. 1, 2016

MOST KICKOFF RETURN YARDS

YDS	OPPONENT	DATE
1. 284 (11)	Notre Dame	Nov. 5, 1977
2. 236 (6)	Duke	Oct. 27, 1990
3. 230 (7)	North Carolina	Nov. 10, 2012
4. 204 (7)	Middle Tenn.	Sept. 29, 2012
5. 193 (7)	Miami	Oct. 14, 2017
6. 184 (6)	Duke	Oct. 28, 1989
7. 182 (6)	BYU	Oct. 27, 2012
8. 178 (7)	Georgia	Nov. 27, 1975
178 (8)	Virginia	Nov. 4, 2017
10. 173 (7)	NC State	Sept. 25, 2010

HIGHEST RETURN AVERAGE

MINIMUM 2 ATTEMPTS		
AVG	OPPONENT	DATE
1. 60.5	Tulane	Oct. 26, 1957
2. 57.5	Auburn	Oct. 21, 1978
3. 52.0	Maryland	Oct. 31, 1998
4. 48.5	Tulane	Oct. 27, 1962
5. 47.3	Samford	Sept. 8, 2007
6. 46.3	Duke	Nov. 14, 2009
7. 45.0	W. Carolina	Nov. 4, 1989
8. 42.8	Clemson	Oct. 13, 1990
9. 39.2	Duke	Oct. 27, 1990
39.2	The Citadel	Sept. 14, 2019

LOWEST RETURN AVERAGE

MINIMUM 2 ATTEMPTS		
AVG	OPPONENT	DATE
1. 0.0 (2)	USC	Sept. 22, 1961
2. 3.5 (2)	Jacksonville St.	Aug. 28, 2008
3. 4.5 (2)	Jacksonville St.	Sept. 9, 2017
4. 5.0 (2)	Clemson	Sept. 24, 1983
5. 6.5 (2)	Middle Tenn.	Oct. 16, 2010
6. 7.0 (4)	North Carolina	Oct. 20, 1990
7. 7.5 (2)	Georgia	Dec. 2, 1961
7.5 (2)	N.M. State	Sept. 12, 1998
9. 7.6 (5)	Iowa State	Dec. 18, 1972
10. 7.7 (3)	Georgia	Nov. 30, 1974

DEFENSE

MOST INTERCEPTIONS

INT	OPPONENT	DATE
1. 5	Duke	Nov. 1, 1969
5	Tulane	Oct. 24, 1970
5	VMI	Nov. 10, 1973
5	Chattanooga	Sept. 22, 1990
5. 4	20 times	

MOST INTERCEPTION RETURN YARDS

YDS	OPPONENT	DATE
1. 173 (3)	Elon	Aug. 31, 2013
2. 147 (3)	Clemson	Nov. 15, 2014
3. 139 (3)	Tulane	Oct. 22, 1966
4. 137 (4)	Wake Forest	Nov. 17, 1990
5. 135 (3)	Notre Dame	Nov. 15, 1969
6. 126 (2)	Samford	Sept. 9, 2006
7. 119 (2)	NC State	Nov. 8, 2014
8. 117 (2)	W. Carolina	Sept. 10, 2004
9. 95 (2)	NC State	Sept. 9, 1989
10. 93 (5)	Tulane	Oct. 24, 1970

MOST FUMBLE RETURNS

FR	OPPONENT	DATE
1. 3 (0)	UCF	Oct. 26, 1996
2. 2 (0)	NC State	Nov. 11, 1995
2 (28)	N.M. State	Sept. 12, 1998
2 (90)	Wake Forest	Nov. 21, 1998
2 (24)	Maryland	Oct. 23, 2003
2 (10)	Miami	Oct. 28, 2006
2 (2)	Alabama A&M	Nov. 23, 2013

MOST FUMBLE RETURN YARDS

YDS	OPPONENT	DATE
1. 90 (2)	Wake Forest	Nov. 21, 1998
2. 60 (1)	Duke	Sept. 26, 1996
3. 54 (1)	Duke	Oct. 3, 1998
4. 43 (1)	NC State	Nov. 8, 2014
5. 42 (1)	North Carolina	Sept. 26, 1998
6. 40 (1)	Miss. State	Oct. 3, 2009
7. 38 (1)	Virginia Tech	Sept. 30, 2006
38 (1)	Kentucky	Dec. 31, 2016
9. 34 (1)	Virginia	Oct. 17, 1998
10. 32 (1)	Maryland	Oct. 6, 2007

MOST TACKLES FOR LOSS

TFL	OPPONENT	DATE
1. 19	Notre Dame	Sept. 1, 2007
2. 18	Auburn	Sept. 6, 2003
3. 17	Maryland	Nov. 22, 1997
17	Clemson	Sept. 29, 2001
5. 16	NC State	Oct. 4, 2003
6. 15	Florida State	Dec. 1, 2001
15	NC State	Nov. 6, 2004
8. 14	Navy	Sept. 16, 2000
14	Gardner-Webb	Oct. 11, 2008
10. 13	four times	



MOST PASS BREAK-UPS

PBU	OPPONENT	DATE
1. 19	Chattanooga	Nov. 9, 1985
2. 18	Tulane	Oct. 25, 1975
3. 15	Tulane	Oct. 23, 1971
4. 14	Maryland	Sept. 28, 1995
5. 12	Tulane	Nov. 8, 1969
12	W. Carolina	Oct. 12, 1985
7. 11	Florida State	Oct. 4, 1975
11	Tulane	Oct. 22, 1977
11	Wake Forest	Nov. 4, 1995
11	Georgia	Nov. 25, 2000
11	BYU	Sept. 21, 2002

MOST PENALTY YARDS

YDS	OPPONENT	DATE
1. 140	Florida State	Sept. 9, 2000
2. 137	Florida State	Sept. 11, 1999
3. 121	Georgia	Nov. 28, 1987
4. 117	Duke	Sept. 26, 1996
5. 116	Georgia	Dec. 2, 1989
6. 115	Georgia	Nov. 26, 1960
115	Georgia	Nov. 26, 1977
8. 111	Maryland	Oct. 9, 1993
9. 110	Clemson	Oct. 3, 1959
110	SMU	Sept. 20, 1969
110	Army	Oct. 20, 2007

LOWEST THIRD-DOWN CONVERSION PERCENTAGE

PCT	OPPONENT	DATE
1. .000 (0-13)	North Carolina	Oct. 4, 1980
.000 (0-10)	BYU	Oct. 27, 2012
3. .067 (1-15)	Notre Dame	Nov. 8, 1975
4. .077 (1-13)	Georgia	Nov. 30, 1991
.077 (1-13)	vs. Miami	Jan. 1, 2000
6. .083 (1-12)	Florida	Sept. 22, 1979
.083 (1-12)	Clemson	Sept. 24, 1983
.083 (1-12)	Maryland	Oct. 8, 1988
.083 (1-12)	Clemson	Oct. 10, 2015
10. .091 (1-11)	Georgia	Nov. 28, 1964
.091 (1-11)	Notre Dame	Nov. 5, 1977

MOST SACKS

SKS	OPPONENT	DATE
1. 11	Maryland	Oct. 6, 1990
11	Maryland	Oct. 9, 1993
3. 9	NC State	Sept. 14, 1985
9	Notre Dame	Sept. 1, 2007
5. 8	NC State	Oct. 3, 1992
8	Duke	Oct. 21, 2000
8	Duke	Nov. 10, 2007
8. 7	10 times	

FEWEST PENALTY YARDS

YDS	OPPONENT	DATE
1. 0 (0)	LSU	Oct. 12, 1957
0 (0)	Duke	Oct. 29, 1960
0 (0)	Tulane	Oct. 26, 1963
0 (0)	TCU	Sept. 21, 1968
0 (0)	Navy	Nov. 9, 1968
0 (0)	Syracuse	Oct. 19, 2013
0 (0)	Alcorn State	Sept. 3, 2015
8. 5	23 times, most recently:	
	North Carolina	Sept. 30, 2017

MOST THIRD-DOWN ATTEMPTS

3D	OPPONENT	DATE
1. 23 (13)	Tulane	Oct. 4, 1958
23 (11)	Clemson	Oct. 28, 2000
23 (11)	Maryland (OT)	Oct. 11, 2001
4. 21 (9)	Georgia	Dec. 1, 1973
21 (12)	Virginia	Oct. 13, 1984
21 (11)	North Carolina	Oct. 21, 1989
21 (13)	vs. W. Virginia	Dec. 29, 1997
8. 20	17 times	

MOST SACK YARDS

YDS	OPPONENT	DATE
1. 70 (7)	vs. Tulsa	Jan. 4, 2004
2. 69 (9)	Notre Dame	Sept. 1, 2007
3. 67 (11)	Maryland	Oct. 9, 1993
4. 66 (8)	Duke	Oct. 21, 2000
5. 65 (11)	Maryland	Oct. 6, 1990
6. 62 (7)	Maryland	Oct. 9, 2004
7. 61 (6)	Maryland	Sept. 28, 1995
8. 56 (7)	NC State	Sept. 14, 1985
56 (7)	Maryland	Nov. 22, 1997
10. 54 (6)	Boston College	Sept. 14, 1991

MISCELLANEOUS

MOST THIRD-DOWN CONVERSIONS

3D	OPPONENT	DATE
1. 14 (of 19)	Virginia	Nov. 9, 2000
2. 13 (of 23)	Tulane	Oct. 4, 1958
13 (of 18)	Virginia	Oct. 5, 1974
13 (of 21)	West Virginia	Dec. 29, 1997
13 (of 20)	Maryland	Oct. 8, 2011
13 (of 20)	Boston Coll.	Oct. 20, 2012
13 (of 20)	Duke	Nov. 17, 2012
13 (of 18)	Tennessee	Sept. 4, 2017
9. 12	seven times	

MOST FOURTH-DOWN CONVERSIONS

4D	OPPONENT	DATE
1. 5 (of 7)	LSU	Oct. 13, 1956
5 (of 5)	Duke	Nov. 2, 1957
5 (of 6)	Auburn	Oct. 18, 1986
4. 4 (of 5)	Tennessee	Oct. 10, 1970
4 (of 4)	Duke	Nov. 17, 2012
4 (of 4)	Florida State	Dec. 1, 2012
4 (of 5)	Miami	Oct. 5, 2013
8. 3	25 times, most recently:	
(of 3)	North Carolina	Sept. 30, 2017

PENALTIES

MOST PENALTIES

PEN	OPPONENT	DATE
1. 19	Florida State	Sept. 9, 2000
2. 14	Duke	Sept. 26, 1996
3. 13	Chattanooga	Sept. 10, 1988
13	Maryland	Oct. 9, 1993
13	Florida State	Sept. 11, 1999
6. 12	Georgia	Nov. 28, 1987
12	Army	Oct. 20, 2007
8. 11	12 times	

HIGHEST THIRD-DOWN CONVERSION PERCENTAGE

PCT	OPPONENT	DATE
1. .889 (8-9)	Elon	Aug. 31, 2013
2. .833 (10-12)	Tulane	Sept. 6, 2014
3. .800 (8-10)	Florida State	Oct. 10, 2009
.800 (8-10)	NC State	Nov. 8, 2014
5. .777 (7-9)	Wake Forest	Nov. 21, 1998
6. .750 (9-12)	USC	Sept. 22, 1961
.750 (9-12)	W. Carolina	Sept. 1, 2011
.750 (6-8)	Mercer	Sept. 10, 2016
9. .737 (14-19)	Virginia	Nov. 9, 2000
10. .727 (8-11)	Virginia	Nov. 5, 1966
.727 (8-11)	Wake Forest	Nov. 18, 1989
.727 (8-11)	Virginia	Nov. 8, 1997

MOST FOURTH-DOWN ATTEMPTS

4D	OPPONENT	DATE
1. 7 (5)	LSU	Oct. 13, 1956
7 (3)	Georgia	Nov. 24, 2012
3. 6 (3)	Notre Dame	Nov. 15, 1969
6 (5)	Auburn	Oct. 18, 1986
6 (2)	vs. LSU	Dec. 31, 2008
6. 5	14 times, most recently:	
(3)	North Carolina	Oct. 3, 2015

FEWEST PENALTIES

PEN	OPPONENT	DATE
1. 0	LSU	Oct. 12, 1957
0	Duke	Oct. 29, 1960
0	Tulane	Oct. 26, 1963
0	TCU	Sept. 21, 1968
0	Navy	Nov. 9, 1968
0	Syracuse	Oct. 19, 2013
0	Alcorn State	Sept. 3, 2015
8. 1	42 times, most recently:	
	Miami	Oct. 14, 2017

FEWEST THIRD-DOWN CONVERSIONS

3D	OPPONENT	DATE
1. 0 (0-13)	North Carolina	Oct. 4, 1980
0 (0-10)	BYU	Oct. 27, 2012
3. 1	16 times, most recently:	
(1-12)	Clemson	Oct. 10, 2015

MOST TIME OF POSSESSION

TOP	OPPONENT	DATE
1. 43:45	Boston Coll.	Oct. 20, 2012
2. 42:43	Virginia	Oct. 24, 2009
3. 42:39	South Carolina	Sept. 12, 1970
4. 42:18	Virginia Tech	Oct. 25, 2018
5. 42:10	Wake Forest	Sept. 14, 1996
6. 42:06	North Carolina	Sept. 26, 2009
7. 41:27	Tennessee	Sept. 4, 2017
8. 40:46	Duke	Nov. 1, 1986
9. 40:45	Miami	Oct. 4, 2014
10. 40:38	North Carolina	Sept. 21, 2013



LOWEST TIME OF POSSESSION

	TOP	OPPONENT	DATE
1.	16:38	Alabama	Sept. 8, 1979
2.	18:10	The Citadel	Sept. 14, 2019
3.	18:28	North Carolina	Oct. 8, 1994
4.	19:01	Clemson	Sept. 27, 1986
5.	19:08	Georgia	Nov. 24, 1979
6.	19:35	Arizona	Sept. 1, 1994
7.	19:53	Navy	Nov. 12, 1977
8.	20:09	Georgia	Nov. 25, 1993
9.	20:50	Duke	Oct. 21, 2000
10.	20:54	BYU	Aug. 28, 2003
	20:54	North Carolina	Oct. 16, 1993

LONGEST SCORING DRIVES (PLAYS)

	PL	OPPONENT	DATE
1.	20	Duke	Nov. 1, 1975
	20	Navy	Nov. 15, 1975
	20	North Carolina	Nov. 11, 2006
	20 (FG)	North Carolina	Sept. 18, 2010
	20	Miami	Oct. 22, 2011
6.	19	Duke	Nov. 3, 1962
	19 (FG)	Army	Sept. 25, 1971
	19	Virginia	Oct. 15, 2011
9.	18	12 times, most recently:	
		North Carolina	Sept. 30, 2017

SHORTEST SCORING DRIVES (YARDS)

	YDS	OPPONENT	DATE
1.	-6 (FG)	Duke	Nov. 1, 1969
	-6 (FG)	Virginia	Nov. 19, 2016
3.	-5 (FG)	Auburn	Oct. 15, 1977
	-5 (FG)	Georgia	Nov. 25, 2006
5.	-2 (FG)	Notre Dame	Nov. 18, 1967
	-2 (FG)	Notre Dame	Nov. 8, 1975
	-2 (FG)	Clemson	Oct. 10, 2015
8.	-1 (FG)	Pittsburgh	Nov. 2, 2019
9.	0 (FG)	Baylor	Nov. 7, 1992
10.	1	11 times, most recently:	
		Tulane	Sept. 6, 2014

MOST PLAYERS TO SCORE TOUCHDOWN

	PL	OPPONENT	DATE
1.	9	Elon	Aug. 31, 2013
2.	8	Navy	Sept. 8, 2001
	8	Presbyterian	Sept. 8, 2012
	8	Tulane	Sept. 12, 2015
5.	7	Wake Forest	Nov. 21, 1998
	7	W. Carolina	Sept. 1, 2011
	7	Alabama A&M	Nov. 23, 2013
	7	Alcorn State	Sept. 3, 2015
9.	6	11 times	

LONGEST SCORING DRIVES (TIME)

	TOP	OPPONENT	DATE
1.	10:47	Virginia	Oct. 24, 2009
2.	10:32 (FG)	N. Carolina	Sept. 18, 2010
3.	10:30	N. Carolina	Nov. 11, 2006
4.	9:41	Middle Tenn.	Sept. 10, 2011
5.	9:31	Virginia	Oct. 15, 2011
6.	9:30	Navy	Nov. 15, 1975
7.	9:27	Florida State	Oct. 24, 1998
8.	9:25	Middle Tenn.	Sept. 10, 2011
9.	9:15	Miami	Oct. 22, 2011
10.	9:13	Duke	Nov. 1, 1975

MOST PLAYERS TO RUSH FOR TOUCHDOWN

	PL	OPPONENT	DATE
1.	6	Samford	Sept. 8, 2007
	6	Kansas	Sept. 17, 2011
	6	Presbyterian	Sept. 8, 2012
	6	Elon	Aug. 31, 2013
	6	Alabama A&M	Nov. 23, 2013
	6	Alcorn State	Sept. 3, 2015
	6	Tulane	Sept. 12, 2015
8.	5	W. Carolina	Sept. 1, 2011
	5	North Carolina	Nov. 10, 2012
	5	Pittsburgh	Oct. 25, 2014
	5	Louisville	Oct. 5, 2018

LONGEST SCORING DRIVES (YARDS)

	YDS	OPPONENT	DATE
1.	99	Tulane	Oct. 22, 1977
	99	Maryland	Oct. 8, 1988
	99	Samford	Sept. 4, 2004
	99	Elon	Aug. 31, 2013
	99	Pitt	Sept. 15, 2018
6.	98	South Carolina	Oct. 19, 1991
	98	N.M. State	Sept. 12, 1998
	98	Maryland	Nov. 18, 2000
	98	Middle Tenn.	Sept. 10, 2011
10.	97	six times, most recently:	
		Alcorn State	Sept. 1, 2018

MOST PLAYERS TO CATCH TOUCHDOWN

	PL	OPPONENT	DATE
1.	4	Clemson	Nov. 13, 1999
	4	Georgia	Nov. 27, 1999
3.	3	28 times, most recently:	
		Tulane	Sept. 12, 2015

SHORTEST SCORING DRIVES (PLAYS)

	PL	OPPONENT	DATE
1.	1	114 times, most recently:	
		Pittsburgh	Nov. 2, 2019

MOST PLAYERS TO THROW FOR TOUCHDOWN

	PL	OPPONENT	DATE
1.	3	Tulane	Oct. 27, 1956
	3	North Carolina	Nov. 17, 2007
3.	2	34 times, most recently:	
		Miami (Fla.)	Oct. 19, 2019

SHORTEST SCORING DRIVES (TIME)

	TOP	OPPONENT	DATE
1.	0:03	Wake Forest	Sept. 20, 1997
	0:03	Connecticut	Sept. 7, 2002
	0:03	Duke	Oct. 15, 2005
	0:03	Duke	Nov. 14, 2009
5.	0:04	VMI	Nov. 8, 1986
	0:04	N.M. State	Sept. 12, 1998
	0:04	Navy	Sept. 16, 2000
8.	0:05	five times	

RUSHING**MOST RUSHING ATTEMPTS**

ATT	TEAM	DATE
1.	79	Alabama Sept. 8, 1979
2.	78	Georgia Nov. 27, 1975
3.	75	Clemson Oct. 13, 1990
4.	73	Notre Dame Nov. 16, 1968
	73	Duke Oct. 30, 1976
	73	North Carolina Oct. 2, 1982
7.	72	North Carolina Oct. 4, 1980
	72	North Carolina Oct. 8, 1994
9.	71	The Citadel Sept. 14, 2019
10.	70	five times

FEWEST RUSHING ATTEMPTS

ATT	TEAM	DATE
1.	12	Virginia Oct. 24, 2009
2.	15	Samford Sept. 9, 2006
3.	16	Samford Sept. 4, 2004
	16	Boston College Oct. 20, 2012
5.	17	Wake Forest Nov. 4, 1995
	17	North Carolina Nov. 1, 2001
7.	18	Georgia Nov. 25, 2000
	18	North Carolina Sept. 26, 2009
9.	19	Wake Forest Sept. 14, 1996
19		NC State Oct. 4, 2003

MOST RUSHING YARDS

YDS	TEAM	DATE
1.	431	Georgia Nov. 27, 1975
2.	411	Clemson Aug. 29, 2019
3.	399	Duke Oct. 30, 1976
4.	381	Auburn Oct. 20, 1979
5.	377	Auburn Oct. 19, 1985
6.	366	Tennessee Oct. 13, 1973
7.	361	Alabama Sept. 11, 1982
8.	357	Duke Nov. 2, 1968
	357	Tennessee Oct. 9, 1976
10.	353	Tennessee Oct. 13, 1979
	353	North Carolina Nov. 5, 2016

FEWEST RUSHING YARDS

YDS	TEAM	DATE
1.	-46	Tulsa Jan. 4, 2004
2.	-30	Maryland Sept. 28, 1995
3.	-20	Maryland Oct. 6, 1990
4.	-11	Navy Nov. 7, 1970
5.	-9	Florida Sept. 14, 1963
6.	-8	NC State Oct. 4, 2003
	-8	Notre Dame Sept. 1, 2007
8.	-5	Pittsburgh Nov. 2, 2013
9.	8	UCF Sept. 2, 2000
	8	Maryland Oct. 9, 2004

HIGHEST AVERAGE PER RUSH

AVG	TEAM	DATE
1.	9.5	Clemson Dec. 5, 2009
2.	8.4	Clemson Oct. 21, 2006
	8.4	Clemson Aug. 29, 2019
4.	8.1	North Carolina Nov. 5, 2016
5.	7.8	Florida State Nov. 2, 1996
6.	7.7	Georgia Nov. 28, 2009
7.	7.6	Tennessee Oct. 13, 1973
8.	7.5	Vanderbilt Oct. 31, 2009
	7.5	North Carolina Oct. 3, 2015
10.	7.3	at Miami Oct. 5, 2013

LOWEST AVERAGE PER RUSH

AVG	TEAM	DATE
1.	-2.2	vs. Tulsa Jan. 4, 2004
2.	-1.3	Maryland Sept. 28, 1995
3.	-0.8	Maryland Oct. 6, 1990
4.	-0.4	NC State Oct. 4, 2003
5.	-0.3	Navy Nov. 7, 1970
6.	-0.2	Florida Sept. 14, 1963
	-0.2	Notre Dame Sept. 1, 2007
	-0.2	Pittsburgh Nov. 2, 2013
9.	0.2	Maryland Oct. 9, 2004
10.	0.3	UCF Sept. 2, 2000

MOST RUSHING TOUCHDOWNS

TD	TEAM	DATE
1.	6	Duke Nov. 2, 1968
	6	Georgia Nov. 30, 1968
	6	Alabama Sept. 11, 1982
4.	5	11 times, most recently: Clemson Aug. 29, 2019

PASSING**MOST PASSING ATTEMPTS**

ATT	TEAM	DATE
1.	65	Wake Forest Nov. 4, 1995
2.	64	Wake Forest Nov. 21, 1998
3.	63	Georgia Nov. 25, 2000
4.	62	Virginia Oct. 26, 2013
5.	61	Duke Nov. 15, 1997
6.	59	Virginia Oct. 26, 2002
7.	57	W. Carolina Oct. 12, 1985
	57	BYU Sept. 21, 2002
9.	56	Georgia Nov. 27, 1999
10.	54	Virginia Tech Sept. 30, 2006

FEWEST PASSING ATTEMPTS

ATT	TEAM	DATE
1.	1	Alabama Nov. 14, 1953
	1	Kentucky Sept. 20, 1958
3.	2	Alabama Nov. 15, 1958
	2	Auburn Oct. 17, 1959
5.	3	Florida Sept. 26, 1953
	3	Georgia Nov. 29, 1958
	3	Tennessee Nov. 11, 1961
	3	Alabama Nov. 16, 1963
9.	4	three times

MOST COMPLETIONS

COMP	TEAM	DATE
1.	43	Virginia Oct. 26, 2013
2.	42	Wake Forest Nov. 21, 1998
3.	41	Florida State Oct. 21, 1995
	41	Wake Forest Nov. 4, 1995
	41	Duke Nov. 15, 1997
	41	Virginia Oct. 26, 2002
7.	37	Georgia Nov. 25, 2000
8.	33	Florida State Oct. 18, 1997
9.	32	five times, most recently: Virginia Tech Nov. 12, 2016

FEWEST COMPLETIONS

COMP	TEAM	DATE
1.	0	Alabama Nov. 14, 1953
	0	Auburn Oct. 17, 1959
	0	Missouri Dec. 22, 1962
	0	Georgia Nov. 30, 1974
5.	1	Alabama Nov. 15, 1958
	1	Georgia Nov. 29, 1958
	1	Alabama Nov. 14, 1959
	1	Alabama Nov. 16, 1963

MOST PASSING YARDS

YDS	TEAM	DATE
1.	501	Wake Forest Nov. 4, 1995
2.	494	Wake Forest Nov. 21, 1998
3.	489	Florida State Oct. 18, 1997
	489	Duke Nov. 15, 1997
5.	463	Florida State Sept. 9, 2000
6.	453	Mississippi St. Dec. 31, 2014
7.	436	Miami Sept. 22, 2012
8.	435	at Georgia Nov. 25, 2000
	435	Boston College Sept. 15, 2007
10.	415	Georgia Nov. 29, 1997

FEWEST PASSING YARDS

YDS	TEAM	DATE
1.	-3	South Carolina Nov. 19, 1949
2.	-1	Georgia Nov. 29, 1958
3.	0	Alabama Nov. 14, 1953
	0	Auburn Oct. 17, 1959
	0	Missouri Dec. 22, 1962
	0	Georgia Nov. 30, 1974
7.	1	Florida Sept. 26, 1953
8.	6	Clemson Oct. 7, 1972
9.	9	South Carolina Oct. 7, 1978
10.	10	Alabama Nov. 15, 1958

MOST PASSING TOUCHDOWNS

TD	TEAM	DATE
1.	6	Duke Oct. 31, 1987
2.	5	Notre Dame Nov. 5, 1977
	5	Penn State Aug. 28, 1991
	5	Virginia Nov. 10, 2001
	5	Georgia Nov. 29, 2008
	5	Florida State Oct. 10, 2009
7.	4	15 times

MOST INTERCEPTIONS THROWN

INT	TEAM	DATE
1.	5	Tulane Oct. 24, 1970
	5	VMI Nov. 10, 1973
	5	Chattanooga Sept. 22, 1990
4.	4	21 times

HIGHEST COMPLETION PERCENTAGE

PCT	TEAM	DATE
1.	1.000 (1-1)	Kentucky Sept. 20, 1958
2.	.938 (15-16)	Duke Oct. 29, 1960
3.	.818 (27-33)	Duke Oct. 29, 1983
	.818 (9-11)	Georgia Nov. 28, 1987
5.	.804 (41-51)	Florida State Oct. 21, 1995
6.	.800 (4-5)	Georgia Nov. 27, 1976
	.800 (20-25)	at Miami Sept. 17, 2009
8.	.789 (15-19)	NC State Oct. 6, 1984
	.789 (15-19)	at Georgia Nov. 27, 2010
10.	.778 (14-18)	at Georgia Nov. 24, 2012



LOWEST COMPLETION PERCENTAGE

PCT	TEAM	DATE
1. .000 (0-2)	Auburn	Oct. 17, 1959
.000 (0-7)	Missouri	Dec. 22, 1962
.000 (0-7)	Georgia	Nov. 30, 1974
4. .143 (2-14)	Penn State	Nov. 12, 1966
5. .190 (4-21)	Florida	Sept. 22, 1979
6. .200 (3-15)	Clemson	Sept. 28, 1963
.200 (2-10)	Auburn	Oct. 19, 1985
8. .211 (4-19)	Texas A&M	Sept. 17, 1966
9. .214 (3-14)	Clemson	Oct. 13, 1990
10. .217 (5-23)	Clemson	Oct. 7, 1967

HIGHEST AVERAGE PER ATTEMPT

AVG	TEAM	DATE
1. 31.0	Kentucky	Sept. 20, 1958
2. 16.1	Virginia Tech	Nov. 10, 2011
3. 15.0	Maryland	Oct. 6, 2007
4. 14.7	at Miami	Oct. 5, 2013
5. 14.3	at Georgia	Nov. 27, 2010
6. 14.1	Baylor	Nov. 7, 1992
7. 13.9	Virginia Tech	Nov. 16, 2019
8. 13.5	Navy	Nov. 23, 1996
9. 13.2	Georgia	Nov. 25, 2017
10. 12.9	Auburn	Oct. 20, 1973
12.9	Georgia	Dec. 5, 1981
12.9	Georgia	Nov. 30, 2002

LOWEST AVERAGE PER ATTEMPT

AVG	TEAM	DATE
1. -0.3	Georgia	Nov. 29, 1958
2. 0.0	Auburn	Oct. 17, 1959
0.0	Missouri	Dec. 22, 1962
0.0	Georgia	Nov. 30, 1974
5. 0.5	Clemson	Oct. 7, 1972
6. 1.1	Tulane	Oct. 27, 1956
7. 1.2	Duke	Oct. 14, 1961
8. 1.3	South Carolina	Oct. 7, 1978
9. 1.5	The Citadel	Sept. 18, 1982
10. 1.6	Auburn	Oct. 21, 1978

HIGHEST AVERAGE PER COMPLETION

AVG	TEAM	DATE
1. 31.0	Kentucky	Sept. 20, 1958
2. 29.9	Virginia Tech	Nov. 10, 2011
3. 28.5	Alabama	Sept. 6, 1980
4. 26.8	Virginia	Oct. 13, 1984
5. 25.5	Maryland	Oct. 6, 2007
25.5	Duke	Sept. 9, 1978
7. 25.3	Baylor	Nov. 7, 1992
8. 24.8	Georgia	Nov. 27, 1982
9. 24.3	Tennessee	Oct. 12, 1963
10. 23.7	Tennessee	Nov. 10, 1956

LOWEST AVERAGE PER COMPLETION

AVG	TEAM	DATE
1. -1.0	Georgia	Nov. 29, 1958
2. 1.2	Clemson	Oct. 7, 1972
3. 3.3	Duke	Oct. 14, 1961
4. 4.0	Tulane	Oct. 27, 1956
5. 4.5	South Carolina	Oct. 7, 1978
6. 5.2	Auburn	Oct. 18, 1958
7. 5.3	Virginia Tech	Sept. 13, 2008
5.3	The Citadel	Sept. 18, 1982
9. 5.5	North Carolina	Oct. 5, 1985
10. 5.8	Two times	

TOTAL OFFENSE

MOST TOTAL OFFENSE YARDS

YDS	TEAM	DATE
1. 667	Notre Dame	Nov. 5, 1977
2. 636	North Carolina	Nov. 5, 2016
3. 632	Clemson	Aug. 29, 2019
4. 610	at Duke	Nov. 15, 1997
5. 609	Miami	Sept. 22, 2012
6. 605	Miss. State	Dec. 31, 2014
7. 601	Clemson	Oct. 6, 2012
8. 600	Virginia	Oct. 17, 1998
9. 594	Duke	Nov. 2, 1968
10. 587	Florida State	Oct. 18, 1997
587	North Carolina	Oct. 5, 2019

MOST TOTAL OFFENSE YARDS, HALF

YDS	TEAM	DATE
1. 410 (2nd)	Notre Dame	Nov. 5, 1977
2. 403 (1st)	Florida State	Oct. 10, 2009
3. 400 (2nd)	Duke	Nov. 15, 1997
4. 380 (1st)	N. Carolina	Nov. 5, 2016
5. 375 (2nd)	Wake Forest	Nov. 21, 1998
6. 372 (2nd)	Miami	Sept. 22, 2012
7. 371 (1st)	Virginia	Oct. 17, 1998
8. 367 (1st)	Georgia	Dec. 5, 1981
9. 357 (1st)	BYU	Oct. 12, 2010
10. 356 (2nd)	N. Carolina	Sept. 19, 1987

FEWEST TOTAL OFFENSE YARDS

YDS	TEAM	DATE
1. 32	Florida	Sept. 14, 1963
2. 51	Citadel	Sept. 20, 1952
3. 67	Duke	Oct. 14, 1961
4. 73	Davidson	Sept. 19, 1953
5. 76	Florida	Sept. 26, 1953
6. 82	Maryland	Oct. 9, 2004
7. 84	Chattanooga	Sept. 10, 1988
8. 87	at Vanderbilt	Oct. 27, 1951
9. 89	Texas A&M	Sept. 17, 1966
10. 90	SMU	Sept. 28, 1957

FEWEST TOTAL OFFENSE YARDS, HALF

YDS	TEAM	DATE
1. -9 (2nd)	Tulane	Oct. 28, 1961
2. -6 (1st)	Florida	Sept. 14, 1963
3. 16 (2nd)	Maryland	Oct. 9, 2004
4. 20 (1st)	Tulsa	Jan. 4, 2004
5. 22 (2nd)	Texas A&M	Sept. 17, 1966
22 (2nd)	Samford	Sept. 9, 2006
22 (2nd)	Duke	Nov. 10, 2007
8. 23 (2nd)	Florida	Sept. 29, 1962
23 (2nd)	Miami	Sept. 26, 1964
10. 25 (1st)	Georgia	Dec. 1, 1962

MOST OFFENSIVE PLAYS

PL	TEAM	DATE
1. 99	at Duke	Nov. 2, 1968
99	at Notre Dame	Nov. 5, 1977
3. 98	at Georgia	Nov. 30, 1968
4. 97	South Carolina	Sept. 11, 1976
97	Georgia (OT)	Nov. 27, 1999
97	North Carolina	Oct. 5, 2019
7. 96	Duke	Oct. 31, 1987
96	North Carolina	Oct. 8, 1994
9. 95	Air Force	Nov. 11, 1978
95	North Carolina	Oct. 4, 1980

FEWEST OFFENSIVE PLAYS

PL	TEAM	DATE
1. 31	SMU	Sept. 28, 1957
2. 36	Miami	Sept. 26, 1964
3. 42	Duke	Nov. 2, 1957
4. 42	Duke	Oct. 14, 1961
5. 44	Tulane	Oct. 27, 1956
44	North Carolina	Sept. 26, 2009
44	Virginia	Oct. 24, 2009
8. 45	four times	

HIGHEST AVERAGE YARDS PER PLAY

YDS	TEAM	DATE
1. 10.4	at Miami	Oct. 5, 2013
9.1	North Carolina	Nov. 5, 2016
3. 8.9	Georgia	Nov. 27, 2010
4. 8.2	Florida State	Oct. 10, 2009
8.2	Clemson	Nov. 14, 2013
6. 8.1	Virginia	Sept. 19, 1992
8.1	Clemson	Dec. 5, 2009
8.0	North Carolina	Sept. 19, 1967
8.0	Miami	Oct. 4, 2014
10. 7.9	Clemson	Oct. 21, 2006
7.9	Georgia	Nov. 29, 2008
7.9	Miami	Nov. 13, 2010

LOWEST AVERAGE YARDS PER PLAY

YDS	TEAM	DATE
1. 0.6	Florida	Sept. 14, 1963
2. 1.3	Maryland	Oct. 9, 2004
3. 1.5	Chattanooga	Sept. 10, 1988
4. 1.6	Duke	Oct. 14, 1961
5. 1.9	Tulane	Oct. 28, 1961
1.9	Florida	Sept. 29, 1962
1.9	Clemson	Sept. 28, 1963
1.9	Texas A&M	Sept. 17, 1966
1.9	Notre Dame	Sept. 1, 2007
10. 2.1	three times	

MOST FIRST DOWNS

FD	TEAM	DATE
1. 38	Duke	Oct. 31, 1987
2. 37	Florida State	Oct. 2, 1993
37	Wake Forest	Nov. 21, 1998
4. 36	Duke	Nov. 2, 1968
5. 34	Notre Dame	Nov. 5, 1977
34	Duke	Nov. 15, 1997
34	North Carolina	Oct. 5, 2019
8. 33	Georgia	Nov. 27, 1999
9. 32	North Carolina	Oct. 2, 1982
32	Virginia	Oct. 26, 2013

FEWEST FIRST DOWNS

FD	TEAM	DATE
1. 3	SMU	Sept. 28, 1957
2. 5	Miami	Sept. 26, 1964
5	Duke	Oct. 14, 1961
5	Tulane	Oct. 27, 1956
5. 6	eight times; most recently: Connecticut	Sept. 17, 2005

MOST FIRST DOWNS BY RUSHING

FD	TEAM	DATE
1.	25	Georgia Nov. 27, 1975
2.	23	North Carolina Oct. 2, 1982
3.	22	Duke Nov. 2, 1968
	22	Georgia Nov. 29, 1986
5.	21	Clemson Sept. 28, 1974
	21	Alabama Sept. 8, 1979
	21	Tennessee Oct. 13, 1979
	21	Memphis Sept. 26, 1981
	21	Georgia Dec. 5, 1981
	21	The Citadel Sept. 14, 2019

FEWEST FIRST DOWNS BY RUSHING

FD	TEAM	DATE
1.	1	13 times, most recently: Wake Forest Nov. 7, 2009

MOST FIRST DOWNS BY PASSING

FD	TEAM	DATE
1.	27	Wake Forest Nov. 21, 1998
2.	26	Wake Forest Nov. 4, 1995
3.	23	Duke Nov. 15, 1997
4.	22	at Virginia Oct. 26, 2013
5.	21	Duke Oct. 31, 1987
	21	Utah Dec. 29, 2005
7.	19	Florida State Sept. 9, 2000
	19	Virginia Oct. 26, 2002
	19	Georgia Nov. 29, 2008
	19	Miami Sept. 22, 2012
	19	North Carolina Oct. 5, 2019

FEWEST FIRST DOWNS BY PASSING

FD	TEAM	DATE
1.	0	Kentucky Sept. 21, 1957
	0	Georgia Nov. 29, 1958
	0	Duke Oct. 14, 1961
	0	Missouri Dec. 22, 1962
	0	Tennessee Oct. 9, 1971
	0	Georgia Nov. 30, 1974
7.	1	19 times

LARGEST FIRST DOWN MARGIN

FD	TEAM	DATE
1.	28 (37-9)	Florida State Oct. 2, 1993
2.	26 (34-8)	Notre Dame Nov. 5, 1977
3.	24 (32-8)	N. Carolina Oct. 2, 1982
4.	22 (28-6)	N. Carolina Oct. 4, 1980
5.	20 (28-8)	Florida State Oct. 18, 1997
	20 (34-14)	North Carolina Oct. 5, 2019
7.	18 (29-11)	Georgia Nov. 27, 1975
8.	17	five times

SCORING

POINTS SCORED

MOST POINTS, MODERN ERA

PTS	TEAM	DATE
1.	69	Notre Dame Nov. 5, 1977
2.	55	Clemson Nov. 14, 2013
	55	Virginia Sept. 19, 1992
4.	54	Alabama Nov. 18, 1950
5.	52	Clemson Aug. 29, 2019
	52	Georgia Nov. 30, 2019
7.	51	Florida State Oct. 2, 1993
	51	Georgia Nov. 30, 2002
	51	Virginia Tech Sept. 24, 2005
10.	50	North Carolina Nov. 10, 2012

MOST POINTS, HISTORIC

PTS	TEAM	DATE
1.	94	Auburn Nov. 17, 1894
2.	73	Clemson Oct. 17, 1903

FEWEST POINTS, MODERN ERA

PTS	TEAM	DATE
1.	0	Most recently: Alcorn State Sept. 1, 2018

MOST POINTS, HALF

PTS	TEAM	DATE
1.	48 (2nd)	Notre Dame Nov. 5, 1977
2.	41 (1st)	Auburn Oct. 20, 1984
3.	38 (1st)	Mississippi Dec. 30, 1971
	38 (1st)	Duke Oct. 12, 2019
5.	35 (2nd)	Miami Nov. 10, 1967
	35 (2nd)	Florida State Oct. 2, 1993
	35 (1st)	LSU Dec. 31, 2008
	35 (1st)	Florida State Oct. 10, 2009
9.	34 (1st)	Purdue Dec. 25, 1978
	34 (1st)	Georgia Dec. 5, 1981
	34 (1st)	Georgia Nov. 30, 2002

MOST POINTS, QUARTER

PTS	TEAM	DATE
1.	31 (2nd)	Auburn Oct. 20, 1984
2.	28 (2nd)	Mississippi Dec. 30, 1971
	28 (2nd)	Florida State Nov. 2, 1996
	28 (2nd)	Clemson Nov. 13, 1999
	28 (2nd)	LSU Dec. 31, 2008
6.	27 (4th)	Notre Dame Nov. 5, 1977
	27 (4th)	Georgia Nov. 25, 1993
	27 (4th)	Duke Nov. 15, 1997
9.	25	three times

MOST POINTS BY AN UNRANKED TEAM

PTS	TEAM	DATE
1.	50	North Carolina Nov. 10, 2012
2.	49	Miami Nov. 10, 1967
	49	Middle Tenn. Sept. 29, 2012
4.	48	Duke Oct. 31, 1987
	48	Georgia Nov. 25, 1994
	48	North Carolina Oct. 18, 2014
7.	47	Clemson Sept. 29, 2001
8.	46	Duke Nov. 2, 1968
9.	45	Florida Sept. 20, 1980
	45	Virginia Nov. 6, 1999
	45	NC State Sept. 25, 2010
	45	Virginia Tech Nov. 16, 2019

FEWEST POINTS BY A RANKED TEAM

PTS	TEAM	DATE
1.	0	Tulane Oct. 27, 1956
	0	Florida Nov. 24, 1956
	0	Kentucky Sept. 21, 1957
	0	SMU Sept. 28, 1957
	0	Duke Nov. 2, 1967
	0	Clemson Nov. 8, 1958
	0	Michigan State Sept. 18, 1971
	0	South Carolina Oct. 15, 1988
9.	3	six times

MOST POINTS AT GEORGIA TECH

PTS	TEAM	DATE
1.	52	Georgia Nov. 30, 2019
2.	49	Florida State Nov. 2, 1996
	49	Middle Tenn. Sept. 29, 2012
	49	Clemson Sept. 22, 2018
5.	48	Georgia Nov. 27, 1999
6.	47	Clemson Sept. 29, 2001
7.	45	Florida Sept. 20, 1980
	45	Alabama Sept. 11, 1982
	45	NC State Sept. 25, 2010
	45	Virginia Tech Nov. 16, 2019

MOST POINTS AT TEAM

PTS	TEAM	DATE
1.	69	Notre Dame Nov. 5, 1977
2.	55	Virginia Sept. 19, 1992
	55	Clemson Nov. 14, 2013
4.	52	Clemson Aug. 20, 2019
5.	51	Florida State Oct. 2, 1993
	51	Georgia Nov. 30, 2002
	51	Virginia Tech Sept. 24, 2005
8.	50	North Carolina Nov. 10, 2012
9.	49	Miami Nov. 10, 1967
	49	South Florida Sept. 8, 2018

FEWEST POINTS AT TEAM

PTS	TEAM	DATE
1.	0	Duke Nov. 3, 1956
	0	Florida Nov. 24, 1956
	0	Georgia Dec. 1, 1956
	0	Tulane Oct. 28, 1961
	0	Florida Sept. 29, 1962
	0	Tulane Oct. 25, 1975
	0	Duke Nov. 2, 1985
	0	North Carolina Nov. 11, 2006
9.	3	five times

MOST POINTS IN LOSS

PTS	TEAM	DATE
1.	50	North Carolina Nov. 10, 2012
2.	48	Georgia Nov. 27, 1999
3.	44	Florida State Oct. 10, 2009
4.	42	Clemson Nov. 13, 1999
	42	Georgia Nov. 29, 2008
6.	38	Virginia Nov. 3, 1990
	38	Duke Nov. 15, 1997
	38	Virginia Oct. 17, 1998
9.	35	Wake Forest Nov. 21, 1998
	35	NC State Oct. 1, 2011
	35	Duke Oct. 29, 2016



FEWEST POINTS IN WIN

PTS	TEAM	DATE
1. 3	Auburn	Oct. 19, 1957
2. 6	Tennessee	Nov. 10, 1956
6	Duke	Oct. 29, 1960
4. 7	Georgia	Nov. 30, 1957
7	Auburn	Oct. 17, 1959
7	Georgia	Nov. 26, 1960
7	LSU	Oct. 5, 1963
7	Georgia	Nov. 28, 1964
9. 9	five times	

MOST TOUCHDOWNS SCORED, HALF

TD	TEAM	DATE
1. 7 (2nd)	Notre Dame	Nov. 5, 1977
2. 5 (2nd)	Miami	Nov. 10, 1967
5 (1st)	vs. Mississippi	Dec. 30, 1971
5 (1st)	vs. Purdue	Dec. 25, 1978
5 (1st)	Auburn	Oct. 20, 1984
5 (2nd)	Florida State	Oct. 2, 1993
5 (2nd)	Virginia	Nov. 10, 2001
5 (1st)	vs. LSU	Dec. 31, 2008
5 (1st)	Florida State	Oct. 10, 2009
5 (1st)	Georgia	Nov. 24, 2018
5 (1st)	Duke	Oct. 12, 2019

MOST PATs MADE

PAT	TEAM	DATE
1. 7	Miami	Nov. 10, 1967
7	Notre Dame	Nov. 5, 1977
7	Virginia	Sept. 19, 1992
7	Florida State	Nov. 2, 1996
7	Middle Tenn.	Sept. 29, 2012
7	at Clemson	Nov. 14, 2013
7	Georgia	Aug. 29, 2019
8. 6	27 times, most recently:	
	Virginia Tech	Nov. 16, 2019

LARGEST FIRST-QUARTER LEAD

MARGIN	TEAM	DATE
1. 21 (21-0)	Notre Dame	Nov. 15, 1969
21 (21-0)	Purdue	Dec. 25, 1978
21 (21-0)	Louisville	Oct. 5, 2018
4. 19 (19-0)	Miami	Sept. 22, 2012
5. 17 (17-0)	Alabama	Nov. 15, 1958
17 (17-0)	Georgia	Nov. 30, 1968
17 (17-0)	Auburn	Oct. 19, 1974
17 (17-0)	Georgia	Nov. 30, 2019
9. 16 (19-3)	Duke	Sept. 26, 2015
16 (19-3)	Clemson	Oct. 10, 2015

MOST NON-OFFENSIVE TOUCHDOWNS

TD	TEAM	DATE
1. 3 IR/IR/BK	Virginia Tech	Sept. 24, 2005
2. 2 PR/BP	South Carolina	Sept. 11, 1971
2 IR/PR	Rice	Sept. 30, 1972
2 IR/PR	Florida	Sept. 20, 1980
2 KR/PR	Clemson	Sept. 26, 1987
2 FR/IR	Auburn	Oct. 17, 1987
2 BP/IR	Wake Forest	Nov. 21, 1987
2 IR/IR	NC State	Oct. 5, 1991
2 IR/BP	Florida State	Nov. 2, 1996
2 KR/FR	North Carolina	Sept. 26, 1998
2 IR/KR	NC State	Nov. 4, 2006
2 FR/FR	Miami	Oct. 1, 2016
2 KR/KR	South Florida	Sept. 8, 2018

MOST PATs ATTEMPTED

PAT	TEAM	DATE
1. 9	Notre Dame	Nov. 5, 1977
2. 7	Miami	Nov. 10, 1967
7	Virginia	Sept. 19, 1992
7	Florida State	Oct. 2, 1993
7	Florida State	Nov. 2, 1996
7	Middle Tenn.	Sept. 29, 2012
7	at Clemson	Nov. 14, 2013
7	South Florida	Sept. 8, 2018
7	Clemson	Sept. 22, 2018
10. 6	31 times, most recently:	
	Virginia Tech	Nov. 16, 2019

LARGEST HALFTIME LEAD

MARGIN	TEAM	DATE
1. 41 (41-0)	Auburn	Oct. 20, 1984
2. 34 (34-0)	Georgia	Dec. 5, 1981
34 (34-0)	Georgia	Nov. 30, 2002
4. 32 (38-6)	vs. Mississippi	Dec. 30, 1971
32 (35-3)	vs. LSU	Dec. 31, 2008
6. 31 (31-0)	Alabama	Sept. 11, 1982
31 (31-0)	Virginia Tech	Nov. 16, 2019
8. 28 (28-0)	Georgia	Nov. 27, 1975
28 (28-0)	Clemson	Aug. 29, 2019
10. 27 (34-7)	Purdue	Dec. 25, 1978

MOST TWO-POINT CONVERSIONS ATTEMPTED

2P	TEAM	DATE
1. 3 (1-3)	Alabama	Sept. 8, 1979
3 (0-3)	Virginia	Nov. 10, 2001
3 (1-3)	Duke	Sept. 26, 2015
4. 2	16 times	

MOST PATs MISSED

PAT	TEAM	DATE
1. 2	Notre Dame	Nov. 18, 1967
2	Tulane	Oct. 26, 1968
2	Duke	Nov. 2, 1968
2	Duke	Nov. 4, 1972
2	Navy	Nov. 17, 1973
2	Navy	Nov. 13, 1976
2	Notre Dame	Nov. 5, 1977

MOST TOUCHDOWNS SCORED, GAME

TD	TEAM	DATE
1. 10	Notre Dame	Nov. 5, 1977
2. 7	Miami	Nov. 10, 1967
7	Duke	Nov. 2, 1968
7	Virginia	Sept. 19, 1992
7	Florida State	Oct. 2, 1993
7	Florida State	Nov. 2, 1996
7	Clemson	Sept. 29, 2001
7	Middle Tenn.	Sept. 29, 2012
7	at N. Carolina	Nov. 10, 2012
7	at Clemson	Nov. 14, 2013
7	at USF	Sept. 8, 2018
7	Clemson	Sept. 22, 2018
7	Clemson	Aug. 29, 2019
7	Georgia	Nov. 30, 2019

KICKING

MOST FIELD GOALS MADE

FGM	TEAM	DATE
1. 6	Georgia	Nov. 24, 2001
2. 5	Virginia	Nov. 22, 2003
3. 4	Navy	Nov. 15, 1980
4	Wake Forest	Nov. 21, 1987
4	Boston Coll.	Nov. 25, 1989
4	Clemson	Oct. 13, 1990
4	W. Carolina	Sept. 12, 1992
4	NC State	Nov. 11, 1995
4	Wake Forest	Nov. 20, 1999
4	North Carolina	Nov. 17, 2007
4	Miami	Oct. 14, 2017

MOST TOUCHDOWNS SCORED, QUARTER

TD	TEAM	DATE
1. 4 (2nd)	vs. Mississippi	Dec. 30, 1971
4 (4th)	Notre Dame	Nov. 5, 1977
4 (2nd)	Auburn	Oct. 20, 1984
4 (4th)	Georgia	Nov. 25, 1993
4 (2nd)	Florida State	Nov. 2, 1996
4 (4th)	Duke	Nov. 15, 1997
4 (2nd)	Clemson	Nov. 13, 1999
4 (4th)	Virginia	Nov. 10, 2001
4 (2nd)	vs. LSU	Dec. 31, 2008
4 (2nd)	at Duke	Oct. 12, 2019

MOST FIELD GOALS ATTEMPTED

FGA	TEAM	DATE
1. 6	Georgia	Nov. 24, 1979
6	Clemson	Oct. 13, 1990
6	NC State	Oct. 3, 1992
6	Georgia	Nov. 24, 2001
5. 5	Georgia	Nov. 30, 1985
5	Boston Coll.	Nov. 25, 1989
5	Wake Forest	Nov. 14, 1992
5	Virginia	Nov. 22, 2003
5	NC State	Nov. 4, 2006
5	Clemson	Sept. 29, 2007
5	N. Carolina	Nov. 17, 2007

PUNTING

MOST PUNTS

P	TEAM	DATE
1. 13	SMU	Sept. 28, 1957
2. 12	Tennessee	Nov. 10, 1956
12	Penn State	Nov. 12, 1966
12	Clemson	Oct. 7, 1967
12	Florida	Sept. 22, 1979
12	Duke	Nov. 10, 2007
7. 11	11 times	

FEWEST PUNTS

P	TEAM	DATE
1. 0	Rice	Sept. 24, 1960
0	Miss. State	Oct. 3, 2009
0	Georgia	Nov. 28, 2009
0	at Clemson	Dec. 5, 2009
5. 1	18 times, most recently:	
	Georgia	Nov. 24, 2018

MOST PUNT YARDS

YDS	TEAM	DATE
1. 558	SMU	Sept. 28, 1957
2. 483	Florida	Sept. 29, 1972
3. 480	Chattanooga	Sept. 10, 1988
4. 472	Clemson	Oct. 7, 1967
5. 470	Tennessee	Nov. 10, 1956
6. 467	Penn State	Nov. 12, 1966
7. 458	Gardner-Webb	Oct. 11, 2008
8. 450	Duke	Nov. 10, 2007
9. 449	Tennessee	Oct. 11, 1958
10. 447	Maryland	Oct. 9, 2004

**FEWEST PUNT YARDS**

	YDS	TEAM	DATE
1.	0 (0)	Rice	Sept. 24, 1960
	0 (0)	Miss. State	Oct. 3, 2009
	0 (0)	Georgia	Nov. 28, 2009
	0 (0)	Clemson	Dec. 5, 2009
5.	21 (1)	Duke	Nov. 2, 1968
6.	24 (2)	vs. Fresno St.	Dec. 31, 2007
7.	31 (1)	Virginia	Sept. 20, 1986
8.	31 (1)	North Carolina	Nov. 5, 2016
9.	32 (1)	North Carolina	Oct. 16, 1993
10.	36 (1)	Notre Dame	Nov. 16, 1968

MOST PUNT RETURN YARDS

	YDS	TEAM	DATE
1.	227	Clemson	Sept. 26, 1987
2.	143	South Carolina	Sept. 11, 1971
3.	138	Georgia	Dec. 1, 1984
4.	130	Clemson	Oct. 28, 2000
5.	124	Duke	Nov. 4, 1972
6.	118	Georgia	Dec. 2, 1978
7.	104	Auburn	Oct. 16, 1982
8.	96	Clemson	Sept. 14, 2002
9.	95	Navy	Nov. 9, 1968
10.	94	Miami	Sept. 26, 1970

MOST KICKOFF RETURN YARDS

	YDS	TEAM	DATE
1.	267	North Carolina	Nov. 10, 2012
2.	266	South Florida	Sept. 8, 2018
3.	216	Miss. State	Oct. 3, 2009
4.	210	Duke	Oct. 29, 1966
5.	205	Virginia	Nov. 4, 2017
6.	204	W. Carolina	Sept. 1, 2011
7.	202	Vanderbilt	Oct. 31, 2009
8.	198	North Carolina	Sept. 26, 1998
9.	190	Samford	Sept. 8, 2007
10.	189	Nebraska	Jan. 1, 1991

HIGHEST AVERAGE

MINIMUM TWO ATTEMPTS

	AVG	TEAM	DATE
1.	60.5	Tennessee	Oct. 27, 1984
2.	56.4	Wake Forest	Nov. 5, 2005
3.	54.8	Pittsburgh	Sept. 18, 1976
4.	54.0	BYU	Oct. 27, 2012
5.	53.7	Auburn	Oct. 16, 1965
6.	52.5	Duke	Oct. 30, 1965
	52.5	Duke	Nov. 17, 2012
8.	51.7	North Carolina	Nov. 10, 2012
9.	50.4	Notre Dame	Sept. 2, 2006
10.	50.3	North Carolina	Oct. 9, 1999

HIGHEST PUNT RETURN AVERAGE

MINIMUM TWO ATTEMPTS

	AVG	TEAM	DATE
1.	38.5	NC State	Oct. 11, 1997
2.	34.0	Miami	Oct. 19, 2019
3.	31.0	Tulane	Oct. 9, 1965
4.	30.0	Pittsburgh	Sept. 21, 1974
	30.0	Georgia	Nov. 26, 1966
6.	29.5	Georgia	Dec. 2, 1978
7.	29.0	The Citadel	Sept. 18, 1982
8.	28.6	South Carolina	Sept. 11, 1971
9.	28.5	Tennessee	Oct. 25, 1986
10.	28.0	Auburn	Oct. 20, 1973

HIGHEST KICK RETURN AVERAGE

MINIMUM TWO ATTEMPTS

	AVG	TEAM	DATE
1.	71.5	LSU	Oct. 6, 1962
2.	60.0	Clemson	Sept. 27, 1986
3.	53.5	Duke	Sept. 26, 2015
4.	52.3	Maryland	Oct. 7, 2006
5.	48.0	Clemson	Sept. 26, 1987
6.	44.3	South Florida	Sept. 8, 2018
7.	43.0	Auburn	Oct. 16, 1971
8.	42.5	Clemson	Nov. 12, 1994
9.	42.0	Wake Forest	Nov. 17, 2001
10.	41.5	Virginia	Sept. 16, 1993

LOWEST AVERAGE

MINIMUM TWO ATTEMPTS

	AVG	TEAM	DATE
1.	12.0	vs. Fresno St.	Dec. 31, 2007
2.	23.0	BYU	Aug. 28, 2003
3.	24.3	Georgia	Nov. 30, 1957
4.	24.3	Alabama	Sept. 15, 1984
5.	24.5	Duke	Oct. 30, 1971
6.	24.6	vs. Iowa State	Dec. 18, 1972
7.	25.0	Baylor	Nov. 6, 1993
	25.0	NC State	Oct. 10, 1998
9.	25.2	Tulane	Oct. 28, 1961
10.	25.5	Tulane	Oct. 26, 1957
	25.5	Kentucky	Dec. 31, 2016

LOWEST PUNT RETURN AVERAGE

MINIMUM TWO ATTEMPTS

	AVG	TEAM	DATE
1.	-4.5	Navy	Nov. 16, 1974
2.	-4.0	Samford	Sept. 8, 2007
3.	-3.3	Navy	Sept. 16, 2000
4.	-3.0	Virginia	Sept. 22, 2007
	-3.0	Presbyterian	Sept. 8, 2012
6.	-2.3	Georgia	Nov. 24, 2007
7.	-2.0	Virginia	Sept. 21, 2006
8.	-1.7	Tennessee	Oct. 13, 1973
9.	-1.0	Baylor	Nov. 6, 1993
10.	-1.0	Notre Dame	Sept. 1, 2007
	-1.0	Pittsburgh	Oct. 17, 2015
	-1.0	Duke	Nov. 18, 2017

LOWEST KICK RETURN AVERAGE

MINIMUM TWO ATTEMPTS

	AVG	TEAM	DATE
1.	2.5	Georgia	Nov. 26, 1966
2.	3.5	Virginia	Nov. 20, 2004
3.	5.0	Georgia	Nov. 28, 1998
4.	6.2	Clemson	Sept. 25, 1976
5.	6.5	Clemson	Sept. 27, 1975
6.	6.5	Wake Forest	Nov. 16, 1985
7.	6.5	South Carolina	Oct. 19, 1991
8.	6.7	Georgia	Nov. 27, 1975
9.	7.0	Duke	Sept. 26, 1996
10.	7.3	Wake Forest	Nov. 13, 1982

PUNT RETURNS**MOST PUNT RETURNS**

	PR	TEAM	DATE
1.	11	Clemson	Sept. 26, 1987
2.	7	Tennessee	Oct. 10, 1959
	7	Miami	Sept. 26, 1970
	7	Duke	Nov. 4, 1972
	7	Tulane	Oct. 27, 1979
	7	North Carolina	Oct. 4, 1980
	7	Maryland	Oct. 10, 1992
	7	Wake Forest	Nov. 14, 1992
9.	6	17 times	

KICK RETURNS**MOST KICKOFF RETURNS**

	KR	TEAM	DATE
1.	11	Samford	Sept. 8, 2007
	11	North Carolina	Nov. 10, 2012
3.	10	Duke	Oct. 29, 1966
	10	The Citadel	Sept. 12, 1987
	10	W. Carolina	Sept. 1, 2011
	10	Kansas	Sept. 17, 2011
7.	9	NC State	Oct. 11, 1986
	9	Duke	Oct. 27, 1990
	9	Vanderbilt	Oct. 31, 2009
10.	8	nine times	

DEFENSE**MOST INTERCEPTIONS**

	INT	TEAM	DATE
1.	7	Wake Forest	Nov. 21, 1987
2.	6	vs. Fresno St.	Dec. 31, 2002
3.	5	Tennessee	Nov. 7, 1964
	5	Rice	Sept. 30, 1972
	5	Duke	Oct. 30, 1976
	5	Virginia Tech	Nov. 1, 2007
7.	4	15 times	

MOST INTERCEPTION RETURN YARDS

	YDS	TEAM	DATE
1.	186 (4)	S. Carolina	Sept. 15, 1973
2.	179 (4)	Notre Dame	Nov. 15, 1969
3.	143 (5)	Rice	Sept. 30, 1972
4.	119 (4)	Tennessee	Oct. 10, 1970
5.	109 (2)	California	Sept. 16, 1978
6.	104 (3)	NC State	Nov. 6, 2004
7.	95 (5)	Tennessee	Nov. 7, 1964
8.	94 (4)	USC	Sept. 22, 1973
9.	86 (4)	Alabama	Sept. 8, 1979
10.	85 (2)	Tennessee	Oct. 22, 1983



MOST SACKS

SKS	TEAM	DATE
1. 8	Auburn	Oct. 17, 1987
2. 6	Clemson	Sept. 24, 1983
6	Clemson	Sept. 26, 1987
6	Virginia	Oct. 15, 1994
6	Florida State	Sept. 13, 2003
6	Clemson	Sept. 11, 2004
6	Virginia	Nov. 20, 2004
8. 5	18 times, most recently:	
	Virginia	Nov. 4, 2017

MOST SACK YARDS

YDS	TEAM	DATE
1. 66 (8)	Auburn	Oct. 17, 1987
2. 56 (6)	Clemson	Sept. 11, 2004
3. 55 (5)	Clemson	Sept. 14, 2002
4. 51 (3)	Chattanooga	Nov. 9, 1985
5. 48 (6)	Clemson	Sept. 24, 1983
48 (5)	Florida State	Nov. 5, 1994
7. 47 (5)	Tennessee	Oct. 24, 1987
47 (3)	Chattanooga	Sept. 10, 1988
9. 43 (6)	Florida State	Sept. 13, 2003
10. 42 (5)	Georgia	Nov. 30, 1996

MOST FUMBLE RETURNS

FR	TEAM	DATE
1. 3	Florida State	Oct. 24, 1998
2. 2	Wake Forest	Nov. 21, 1998
2	Maryland	Oct. 11, 2001
2	Jacksonville St.	Sept. 5, 2009
2	Georgia	Nov. 27, 2010
2	Miami	Oct. 1, 2016
2	Clemson	Aug. 29, 2019
2	Temple	Sept. 29, 2019
2	NC State	Nov. 21, 2019

MOST FUMBLE RETURN YARDS

YDS	TEAM	DATE
1. 91 (1)	Presbyterian	Sept. 8, 2012
2. 81 (1)	North Carolina	Sept. 26, 1998
3. 79 (1)	Pittsburgh	Nov. 2, 2019
4. 74 (2)	Temple	Sept. 28, 2019
5. 49 (2)	Maryland (OT)	Oct. 11, 2001
49 (1)	Georgia	Nov. 24, 2012
7. 46 (1)	UCF	Oct. 26, 1996
46 (1)	Miami	Nov. 21, 2015
9. 35 (2)	Miami	Oct. 1, 2008
10. 34 (2)	Georgia	Nov. 27, 2010

BLOCKED KICKS / PUNTS

BLK	TEAM	DATE
1. 2 FG/PAT	Kentucky	Sept. 21, 1957
2 P/P	Auburn	Oct. 19, 1974
2 PAT/FG	Duke	Nov. 1, 1975
2 PAT/P	Georgia	Nov. 26, 1977
2 FG/FG	W. Carolina	Nov. 4, 1989

MOST DEFENSIVE TOUCHDOWNS

TD	TEAM	DATE
1. 2 FR/IR	Auburn	Oct. 17, 1987
2 BP/IR	Wake Forest	Nov. 21, 1987
2 IR/IR	NC State	Oct. 5, 1991
2 IR/IR	Virginia Tech	Sept. 24, 2005
2 FR/FR	Miami	Oct. 1, 2016

TURNOVERS

MOST FUMBLES

FUM	TEAM	DATE
1. 9	Clemson	Sept. 28, 1963
2. 8	Furman	Sept. 2, 1995
3. 7	Tennessee	Oct. 9, 1971
7	Tennessee	Oct. 8, 1977
7	Tulsa	Jan. 4, 2004
6. 6	seven times	

MOST FUMBLES LOST

FL	TEAM	DATE
1. 6	Furman	Sept. 2, 1995
6	Tulsa	Jan. 4, 2004
6	Pittsburgh	Oct. 25, 2014
4. 5	LSU	Oct. 13, 1956
5	Georgia	Nov. 25, 1967
5	Tennessee	Oct. 12, 1968
5	Tennessee	Oct. 10, 1970
8. 4	15 times	

MOST TURNOVERS

TO	TEAM	DATE
1. 8	Tulane	Oct. 24, 1970
8	VMI	Nov. 10, 1973
8	Virginia	Sept. 20, 1986
4. 7	LSU	Oct. 13, 1956
7	Notre Dame	Nov. 7, 1959
7	Clemson	Sept. 28, 1963
7	Tulane	Oct. 25, 1975
7	Memphis	Sept. 27, 1980
7	Chattanooga	Sept. 22, 1990
7	Wake Forest	Nov. 17, 1990

MOST TOTAL PLAYS WITHOUT A TURNOVER

PL	TEAM	DATE
1. 92	Wake Forest	Oct. 5, 2002
2. 85	North Carolina	Oct. 2, 1982
85	Georgia	Nov. 25, 1993
4. 83	Clemson	Sept. 26, 1992
83	North Carolina	Oct. 16, 1993
83	Ga. Southern	Oct. 15, 2016
7. 82	South Carolina	Sept. 23, 1989
82	Georgia	Nov. 30, 2002
9. 81	TCU	Sept. 30, 1967
81	Georgia	Nov. 25, 1971

PENALTIES

MOST PENALTIES

PEN	TEAM	DATE
1. 16	BYU	Aug. 28, 2003
2. 15	Florida State	Sept. 9, 2000
3. 14	Clemson	Sept. 24, 1983
14	The Citadel	Sept. 12, 1987
14	Georgia	Nov. 24, 2001
6. 13	Clemson	Sept. 24, 1988
13	Georgia	Nov. 25, 1993
8. 12	Florida State	Oct. 18, 1997
12	W. Carolina	Sept. 10, 2004
10. 11	11 times	

FEWEST PENALTIES

PEN	TEAM	DATE
1. 0	Pittsburgh	Dec. 29, 1956
0	Georgia	Nov. 29, 1969
0	Tulane	Oct. 23, 1971
0	Boston College	Nov. 11, 1972
0	Virginia	Oct. 13, 1984
0	Georgia	Nov. 30, 2019
7. 1	25 times, most recently:	
	Duke	Nov. 18, 2017

MOST PENALTY YARDS

YDS	TEAM	DATE
1. 134	Georgia	Nov. 24, 2001
2. 132	BYU	Aug. 28, 2003
3. 121	The Citadel	Sept. 12, 1987
4. 117	California	Sept. 16, 1978
5. 114	Florida State	Sept. 9, 2000
6. 113	Georgia	Nov. 29, 2003
7. 112	Georgia	Nov. 25, 1993
8. 111	Clemson	Sept. 24, 1988
9. 109	Clemson	Sept. 24, 1983
10. 108	two times	

FEWEST PENALTY YARDS

YDS	TEAM	DATE
1. 0	Pittsburgh	Dec. 29, 1956
0	Georgia	Nov. 29, 1969
0	Tulane	Oct. 23, 1971
0	Boston College	Nov. 11, 1972
0	Virginia	Oct. 13, 1984
0	Georgia	Nov. 30, 2019
7. 3	Virginia	Nov. 6, 1982
8. 5	17 times	

MISCELLANEOUS

LONGEST SCORING DRIVE (PLAYS)

PL	TEAM	DATE
1. 19 (FG)	Navy	Nov. 15, 1975
19 (FG)	Alabama	Sept. 12, 1981
19	Memphis	Sept. 26, 1981
19	Virginia	Nov. 3, 1983
5. 18 (FG)	Duke	Nov. 3, 1962
18	Clemson	Sept. 27, 1975
18	North Carolina	Oct. 22, 1988
18 (FG)	Clemson	Sept. 26, 1992
18	Duke	Oct. 21, 2000
18	Clemson	Sept. 29, 2001
18	Ga. Southern	Oct. 15, 2016
18 (FG)	NC State	Nov. 21, 2019

LONGEST SCORING DRIVE (TIME)

TIME	TEAM	DATE
1. 9:18	Duke	Oct. 21, 2000
2. 8:50	Memphis	Sept. 26, 1981
3. 8:48 (FG)	Clemson	Sept. 26, 1992
4. 8:31 (FG)	Duke	Nov. 1, 1975
5. 8:23 (FG)	NC State	Nov. 21, 2019
6. 8:22	Clemson	Sept. 27, 1975
7. 8:20 (FG)	Mercer	Sept. 10, 2016
8. 8:15 (FG)	Clemson	Oct. 28, 1995
9. 8:11	Jacksonville St.	Sept. 9, 2017
10. 8:05 (FG)	Arizona	Sept. 1, 1994

LONGEST SCORING DRIVE (YARDS)

YDS	TEAM	DATE
1. 99	Duke	Oct. 31, 1964
99	Florida State	Oct. 18, 1997
99	Duke	Oct. 21, 2000
4. 98	Georgia	Nov. 30, 1968
98	Auburn	Oct. 17, 1970
98	North Carolina	Sept. 19, 1987
98	Miami	Nov. 20, 2008
98	Virginia	Oct. 9, 2010
9. 97	four times, most recently:	
	Miami	Nov. 21, 2015

LOWEST TIME OF POSSESSION

TIME	TEAM	DATE
1. 16:15	Boston College	Oct. 20, 2012
2. 17:17	Virginia	Oct. 24, 2009
3. 17:21	South Carolina	Sept. 12, 1970
4. 17:42	Virginia Tech	Oct. 25, 2018
5. 17:50	Wake Forest	Sept. 14, 1996
6. 17:54	North Carolina	Sept. 26, 2009
7. 18:33	Tennessee	Sept. 4, 2017
8. 19:14	Duke	Nov. 1, 1986
9. 19:22	North Carolina	Sept. 21, 2013
10. 20:04	Georgia	Nov. 24, 2012

LOWEST THIRD-DOWN CONVERSION PERCENTAGE

PCT	TEAM	DATE
1. .000 (0-12)	Chattanooga	Sept. 10, 1988
2. .070 (1-15)	Duke	Oct. 30, 1971
.070 (1-15)	Auburn	Oct. 16, 1982
4. .071 (1-14)	Notre Dame	Nov. 8, 1980
.071 (1-14)	Vanderbilt	Aug. 31, 2002
.071 (1-14)	W. Carolina	Sept. 10, 2004
.071 (1-14)	Miami	Nov. 19, 2005
8. .077	five times, most recently:	
	Pittsburgh	Sept. 23, 2017

SHORTEST SCORING DRIVE (PLAYS)

PL	TEAM	DATE
1. 1	85 times, most recently:	
	Georgia	Nov. 30, 2019

MOST THIRD-DOWN CONVERSIONS

3D	TEAM	DATE
1. 15 (of 21)	Virginia	Oct. 5, 1974
2. 14 (of 17)	Notre Dame	Nov. 16, 1968
14 (of 22)	Duke	Oct. 29, 1977
14 (of 21)	Clemson	Sept. 27, 1986
14 (of 20)	NC State	Sept. 9, 1989
14 (of 20)	Arizona	Sept. 1, 1994
7. 13 (of 17)	Alabama	Sept. 11, 1982
13 (of 19)	Clemson	Oct. 6, 2012
13 (of 20)	Ga. Southern	Oct. 15, 2016
10. 12	four times	

MOST FOURTH-DOWN CONVERSIONS

4D	TEAM	DATE
1. 5 (of 9)	Rice	Sept. 24, 1960
2. 4 (of 5)	Alabama	Nov. 12, 1960
4 (of 5)	Duke	Oct. 31, 1964
4 (of 4)	Duke	Oct. 30, 1965
4 (of 4)	Tulane	Oct. 22, 1966
4 (of 4)	Alabama	Sept. 8, 1979
4 (of 5)	Maryland	Oct. 12, 1991
4 (of 6)	NC State	Oct. 10, 1998
4 (of 4)	Miss. State	Oct. 3, 2009

SHORTEST SCORING DRIVE (TIME)

TIME	TEAM	DATE
1. 0:01	Duke	Sept. 26, 2015
2. 0:03	Georgia	Nov. 28, 1992
0:03	Clemson	Oct. 28, 2000
4. 0:04	Auburn	Oct. 20, 1979
0:04	Duke	Nov. 10, 2007
0:04	Clemson	Aug. 29, 2019
7. 0:05	Mississippi	Dec. 30, 1971
0:05	Duke	Nov. 1, 1980
0:05	Chattanooga	Sept. 10, 1988
0:05	Florida State	Nov. 5, 1994
0:05	Connecticut	Sept. 17, 2005
0:05	W. Carolina	Sept. 1, 2011
0:05	Florida State	Oct. 24, 2015
0:05	Duke	Oct. 13, 2018
0:05	Miami	Oct. 19, 2019

HIGHEST THIRD-DOWN CONVERSION PERCENTAGE

PCT	TEAM	DATE
1. .888 (8-9)	Virginia	Nov. 8, 1997
2. .824 (14-17)	Notre Dame	Nov. 16, 1968
3. .769 (10-13)	Florida State	Oct. 10, 2009
4. .765 (13-17)	Alabama	Sept. 11, 1982
5. .733 (11-15)	N. Carolina	Oct. 16, 1993
6. .727 (8-11)	Fresno State	Dec. 31, 2007
7. .714 (15-21)	Virginia	Oct. 5, 1974
.714 (10-14)	Clemson	Sept. 29, 1984
9. .706 (12-17)	Georgia	Nov. 23, 1995
10. .700	three times	

MOST FOURTH-DOWN CONVERSION

ATT	TEAM	DATE
1. 9 (5)	Rice	Sept. 24, 1960
2. 7 (4)	Kentucky	Sept. 19, 1959
3. 6 (3)	LSU	Oct. 12, 1957
6 (3)	Georgia	Nov. 30, 1968
6 (4)	NC State	Oct. 10, 1998
6. 5	18 times	

SHORTEST SCORING DRIVE (YARDS)

YDS	TEAM	DATE
1. -14 (FG)	LSU	Dec. 31, 2008
2. -10 (FG)	UCF	Sept. 2, 2000
3. -8 (FG)	Georgia	Nov. 26, 1966
4. -7 (FG)	Florida	Sept. 20, 1980
5. -5 (FG)	Duke	Nov. 1, 1980
-5 (FG)	Georgia	Dec. 1, 1990
-5 (FG)	Wake Forest	Nov. 14, 1992
8. -4 (FG)	NC State	Oct. 11, 1997
-4 (FG)	Duke	Nov. 10, 2007
10. -2 (FG)	Miami	Nov. 19, 2005
-2 (FG)	Clemson	Sept. 22, 2016

FEWEST THIRD-DOWN CONVERSIONS

3D	TEAM	DATE
1. 0 (of 12)	Chattanooga	Sept. 10, 1988
2. 1	27 times, most recently:	
	Pittsburgh	Sept. 23, 2017

MOST THIRD-DOWN ATTEMPTS

ATT	TEAM	DATE
1. 22 (8)	Miami	Sept. 28, 1968
22 (14)	Duke	Oct. 29, 1977
22 (11)	Georgia	Nov. 24, 1979
22 (7)	Wake Forest	Nov. 21, 1987
22 (11)	W. Carolina	Sept. 12, 1992
22 (10)	Baylor	Nov. 6, 1993
22 (8)	Fresno State	Dec. 31, 2002
8. 21	10 times	

MOST TIME OF POSSESSION

TIME	TEAM	DATE
1. 43:22	Alabama	Sept. 8, 1979
2. 41:32	North Carolina	Oct. 8, 1994
3. 41:50	The Citadel	Sept. 14, 2019
4. 40:59	Clemson	Sept. 27, 1986
5. 40:52	Georgia	Nov. 24, 1979
6. 40:25	Arizona	Sept. 1, 1994
7. 40:07	Navy	Nov. 12, 1977
8. 39:51	Georgia	Nov. 25, 1993
9. 39:10	Duke	Oct. 21, 2000
10. 39:06	North Carolina	Oct. 16, 1993
39:06	BYU	Aug. 28, 2003



RUSHING

MOST ATTEMPTS

ATT	PLAYER	TEAM	DATE
1. 41	Robert Baldwin	Duke	9/24/94
2. 40	Phil Asack	Duke	11/2/68
3. 39	Joe Gattuso	Navy	11/12/77
39	Vagas Ferguson	Notre Dame	10/6/79
39	Thomas Jones	Virginia	11/6/99
39	Morgan Kane	Wake Forest	11/20/99
39	Verron Haynes	Georgia	11/24/01
8. 38	Steve Jones	Duke	11/4/72
38	Eddie Meyers	Navy	11/14/81
10. 37	Rodney Davis	Fresno State	12/31/02

MOST RUSHING YARDS

YDS	PLAYER	TEAM	DATE
1. 255	Vagas Ferguson	Notre Dame	11/18/78
2. 242	Bo Jackson	Auburn	10/19/85
3. 234	Randy Cuthbert	Duke	10/28/89
4. 233	C.J. Spiller	Clemson	12/5/09
5. 225	Herschel Walker	Georgia	12/5/81
6. 224	Morgan Kane	Wake Forest	11/20/99
224	Ibrahim Mohamed	Minnesota	12/26/18
8. 218	Chris Douglas	Duke	11/8/03
9. 217	Benny Cunningham	Middle Tennessee	9/29/12
10. 216	James Davis	Clemson	10/21/06

MOST RUSHING YARDS / TWO PLAYERS COMBINED

YDS	PLAYERS	TEAM	DATE
1. 349	Ealey/King	Georgia	11/28/09
2. 332	Davis/Spiller	Clemson	10/21/06
3. 307	Jackson/Fullwood	Auburn	10/19/85
4. 299	Jones/Womack	Virginia	10/17/98
5. 296	Spiller/Ellington	Clemson	12/5/09
6. 282	Ferguson/Stone	Notre Dame	11/18/78
7. 281	Cuthbert/Boone	Duke	10/28/89
8. 279	Ferguson/Pallas	Notre Dame	11/18/78
9. 278	Ferguson/Buchanan	Notre Dame	11/18/78
10. 277	Jackson/Washington	Auburn	10/19/85

MOST RUSHING TOUCHDOWNS

TD	PLAYER	TEAM	DATE
1. 5	Benny Cunningham	Middle Tennessee	9/29/12
2. 4	Herschel Walker	Georgia	12/5/81
4	Tiki Barber	Virginia	9/16/95
4	C.J. Spiller	Clemson	12/5/09
4	John Kelly	Tennessee	9/4/17
6. 3	25 times, most recently: Travis Etienne	Clemson	8/29/19

PASSING

MOST ATTEMPTS

ATT	PLAYER	TEAM	DATE
1. 65	Rusty LaRue	Wake Forest	11/4/95
2. 62	Cory Phillips	Georgia	11/25/00
3. 61	David Watford	Virginia	10/26/13
4. 58	Matt Schaub	Virginia	10/26/02
5. 56	Willie Perkins	Western Carolina	10/12/85
6. 55	Quincy Carter	Georgia	11/27/99
7. 53	Sean Glennon	Virginia Tech	9/30/06
53	Daniel Evans	NC State	11/4/06
9. 52	Stephen Morris	Miami	9/22/12
10. 51	Scott Milanovich	Maryland	9/28/95
51	Danny Kanell	Florida State	10/21/95
51	Sam Howell	North Carolina	10/5/19

MOST COMPLETIONS

CMP	PLAYER	TEAM	DATE
1. 43	David Watford	Virginia	10/26/13
2. 41	Danny Kanell	Florida State	10/21/95
41	Rusty LaRue	Wake Forest	11/4/95
41	Matt Schaub	Virginia	10/26/02
5. 36	Cory Phillips	Georgia	11/25/00
6. 33	Sam Howell	North Carolina	10/5/19
7. 32	Scott Milanovich	Maryland	9/28/95
32	Bryson Spinner	Virginia	11/10/01
32	Deshaun Watson	Clemson	9/22/16
32	Jerod Evans	Virginia Tech	11/12/15

MOST PASSING TOUCHDOWNS

TD	PLAYER	TEAM	DATE
1. 6	Steve Slayden	Duke	10/31/87
2. 5	Tony Sacca	Penn State	8/28/91
5	Bryson Spinner	Virginia	11/10/01
5	Christian Ponder	Florida State	10/10/09
5. 4	Mark Maye	North Carolina	9/19/87
4	Charlie Ward	Florida State	10/2/93
4	Scott Milanovich	Maryland	10/22/94
4	Danny Kanell	Florida State	10/21/95
4	Aaron Brooks	Virginia	11/8/97
4	David Green	Duke	11/15/97
4	Mike Bobo	Georgia	11/29/97
4	Brett Ratliff	Utah	12/29/05
4	Sean Renfroe	Duke	11/19/11
4	Tajh Boyd	Clemson	11/14/13
4	Trevor Lawrence	Clemson	9/22/18
4	Jake Fromm	Georgia	11/24/18
4	Sam Howell	North Carolina	10/5/19
4	Jake Fromm	Georgia	11/30/19

HIGHEST COMPLETION PERCENTAGE

MINIMUM 10 ATTEMPTS

PCT	PLAYER	TEAM	DATE
1. .900 (9-10)	Don Altman	Duke	10/29/60
2. .824 (14-17)	Aaron Murray	Georgia	11/24/12
3. .818 (9-11)	Steadman Shealy	Alabama	9/8/79
.818 (27-33)	Ben Bennett	Duke	10/29/83
.818 (9-11)	James Jackson	Georgia	11/28/87
6. .813 (13-16)	Mike Bobo	Georgia	11/25/94
7. .803 (41-51)	Danny Kanell	Florida State	10/21/95
8. .800 (20-25)	Jacory Harris	Miami	9/17/09
9. .789 (15-19)	Tim Esposito	NC State	10/6/84
.789 (15-19)	Aaron Murray	Georgia	11/27/10

MOST INTERCEPTIONS THROWN

INT	PLAYER	TEAM	DATE
1. 5	Tom Schultze	VMI	11/10/73
2. 4	Leo Hart	Duke	11/1/69
4	Bruce Gadd	Rice	9/30/72
4	Buddy Gilbert	Tulane	10/25/75
4	Tim Couch	Chattanooga	11/9/85
4	Steve Slayden	Duke	11/1/86
4	Todd Ellis	South Carolina	10/15/88
4	John Kaleo	Maryland	10/10/92
4	Brandon Cox	Auburn	9/3/05
4	Dwight Dasher	Middle Tennessee	10/16/10

MOST YARDS PASSING

	YDS	PLAYER	TEAM	DATE
1.	501	Rusty LaRue	Wake Forest	11/4/95
2.	443	Chris Weinke	Florida State	9/9/00
3.	436	Stephen Morris	Miami	9/22/12
4.	435	Matt Ryan	Boston College	9/15/07
5.	415	Mike Bobo	Georgia	11/29/97
6.	413	Cory Phillips	Georgia	11/25/00
7.	407	Matthew Stafford	Georgia	11/29/08
8.	406	Mark Maye	North Carolina	9/19/87
9.	399	Thad Busby	Florida State	10/18/97
10.	397	Tajh Boyd	Clemson	10/6/12

MOST RECEIVING TOUCHDOWNS

	TD	PLAYER	TEAM	DATE
1.	4	Corey Thomas	Duke	11/15/97
	4	Travis Latendresse	Utah	12/29/05
3.	3	Randy Marriott	North Carolina	9/19/87
	3	Clarkston Hines	Duke	10/31/87
	3	Koren Robinson	NC State (OT)	9/21/00
	3	Gullian Gary	Maryland	11/18/00
	3	Mohamed Massaquoi	Georgia	11/29/08
8.	2	59 times, most recently: Tyler Johnson	Minnesota	12/26/18

RECEIVING

MOST RECEPTIONS

	REC	PLAYER	TEAM	DATE
1.	16	Corey Thomas	Duke	11/15/97
	16	Travis Latendresse	vs. Utah	12/29/05
3.	13	Mark Millitello	Miami	10/29/83
	13	Jermaine Lewis	Maryland	9/28/95
	13	Darius Jennings	Virginia	10/26/13
6.	12	Roger Boone	Duke	10/31/87
	12	Shawn Foreman	West Virginia	12/29/97
	12	Randy McMichael	Georgia	11/25/00
9.	11	eight times, most recently: Maurice French	Pittsburgh	11/2/19

TOTAL OFFENSE/SCORING

MOST YARDS

	YDS	PLAYERS	TEAM	DATE
1.	514	Rusty LaRue	Wake Forest	11/4/95
2.	460	Tajh Boyd	Clemson	10/6/12
3.	446	Stephen Morris	Miami (OT)	9/22/12
4.	441	Chris Weinke	Florida State	9/9/00
5.	426	Matt Ryan	Boston College	9/15/07
6.	421	Mike Bobo	Georgia	11/29/97
7.	418	Woodrow Dantzler	Clemson (OT)	9/29/01
8.	412	Steve Slayden	Duke	10/31/87
9.	409	Cory Phillips	Georgia	11/25/00
10.	399	Bryson Spinner	Virginia	11/10/01

MOST YARDS RECEIVING

	YDS	PLAYER	TEAM	DATE
1.	276	Corey Thomas	Duke	11/15/97
2.	247	Randy Marriott	North Carolina	9/19/87
3.	234	Herman Moore	Virginia	11/3/90
4.	214	Travis Latendresse	vs. Utah	12/29/05
5.	204	Cormac Carney	Air Force	11/11/78
6.	189	Jermaine Lewis	Maryland	9/28/95
7.	184	Phillip Dorsett	Miami (OT)	9/22/12
8.	180	Mohamed Massaquoi	Georgia	11/29/08
9.	176	Todd Dixon	Wake Forest	11/17/90
	176	Martavis Bryant	Clemson	11/14/13

MOST TOUCHDOWNS SCORED

	TD	PLAYERS	TEAM	DATE
1.	5	Benny Cunningham	Middle Tennessee	9/29/12
2.	4	Herschel Walker	Georgia	12/5/81
	4	Tiki Barber	Virginia	9/16/95
	4	Corey Thomas	Duke	11/15/97
	4	Travis Latendresse	Utah	12/29/05
	4	C.J. Spiller	Clemson	12/5/09
	4	Mike James	Miami (OT)	9/22/12
	4	Jamaal Williams	BYU	10/27/12
	4	Todd Gurley	Georgia (OT)	11/30/13
	4	John Kelly	Tennessee (2OT)	9/4/17
	4	Trevor Lawrence	Clemson	9/22/18
	4	Jake Fromm	Georgia	11/24/18
15.	3	35 times, most recently: Hendon Hooker	Virginia Tech	11/16/19

MOST RECEPTIONS, TWO PLAYERS COMBINED

	REC	PLAYERS	TEAM	DATE
1.	24	Thomas/Epperson	Duke	11/15/97
	24	Thomas/Montgomery	Duke	11/15/97
	24	Latendresse/Hernandez	Utah	12/29/05
4.	23	McMichael /Gary	Georgia	11/25/00
	23	Jennings/Tim Smith	Virginia	10/26/13
6.	20	Thomas/Wilks	Duke	11/15/97
	20	Deese/Chalmers	Wake Forest	11/21/98
	20	Hill/Buchannon	Samford	9/4/04
	20	Jennings/Shepherd	Virginia	10/26/13
10.	19	two times		

MOST YARDS RECEIVING, TWO PLAYERS COMBINED

	YDS	PLAYERS	TEAM	DATE
1.	355	Thomas/Montgomery	Duke	11/15/97
2.	342	Thomas/Epperson	Duke	11/15/97
3.	337	Marriott/Lewis	North Carolina	9/19/87
4.	306	Thomas/Hodrick	Duke	11/15/97
5.	297	Nowell/Carmichael	Western Carolina	10/12/85
6.	296	Thomas/Wilks	Duke	11/15/97
7.	291	Thomas/Deorio	Duke	11/15/97
	291	Dorsett/Davon Johnson	Miami (OT)	9/22/12
9.	289	Latendresse/Hernandez	Utah	12/29/05
10.	282	McMichael/Gary	Georgia	11/25/00

PUNTING

HIGHEST PUNT AVERAGE

MINIMUM TWO ATTEMPTS

	AVG	PLAYERS	TEAM	DATE
1.	60.5	Jimmy Colquitt	Tennessee	10/27/84
2.	57.6	Bobby Gordon	Tennessee	11/10/56
3.	56.4	Ryan Plackemeier	Wake Forest	11/5/05
4.	54.8	Larry Swider	Pittsburgh	9/18/76
5.	54.0	Riley Stephenson	BYU	10/27/12
6.	53.7	Tommy Lunceford	Auburn	10/16/65
7.	52.5	Will Monday	Duke	11/17/12
	52.5	Rod Stewart	Duke	10/30/65
9.	52.0	Whit Canole	Tennessee	11/5/60
10.	51.7	Tommy Hibbard	North Carolina	11/10/12

KICKING
MOST FIELD GOALS

FGM	PLAYERS	TEAM	DATE
1. 6	Billy Bennett	Georgia	11/24/01
2. 5	Connor Hughes	Virginia	11/22/03
3. 4	Steve Fehr	Navy	11/15/80
4	Wilson Hoyle	Wake Forest	11/21/87
4	Brian Lowe	Boston College	11/25/89
4	Chris Gardocki	Clemson	10/13/90
4	Phillip Shirley	Western Carolina	9/12/92
4	Marc Primanti	NC State	11/11/95
4	Matthew Burdick	Wake Forest	11/20/99
4	Connor Barth	North Carolina	11/17/07
4	Michael Badgley	Miami	10/21/17

MOST FIELD ATTEMPTS

FGA	PLAYERS	TEAM	DATE
1. 6	Rex Robinson	Georgia	11/24/79
6	Chris Gardocki	Clemson	10/13/90
6	Steve Videtich	NC State	10/3/92
6	Billy Bennett	Georgia	11/24/01
5. 5	Brian Lowe	Boston College	11/25/89
5	Mike Green	Wake Forest	11/14/92
5	Connor Hughes	Virginia	11/22/03
5	John Deraney	NC State	11/4/06
5	M. Buchholz	Clemson	9/29/07
5	Connor Barth	North Carolina	11/17/07

DEFENSE
MOST INTERCEPTIONS

INT	PLAYERS	TEAM	DATE
1. 4	A.J. Greene	Wake Forest	11/21/87
2. 3	Artimus Parker	USC	9/22/73
3	Dre' Bly	North Carolina	9/21/96
3	Aundray Bruce	Auburn	10/17/87
3	Jeff Hipp	Georgia	11/24/79
6. 2	44 times		

LONGEST PLAYS
LONGEST TOUCHDOWN

YDS	PLAYER	TEAM	DATE
100 (fr)	Mel Baxley	South Carolina	9/15/73
100 (kr)	Tavon Mason	Virginia	11/10/01
100 (kr)	Josh Wilson	Maryland	10/7/06
100 (kr)	DeVon Edwards	Duke	9/26/15
99 (kr)	Bill Mathis	Clemson	10/3/59
99 (fr)	Preston Anderson	Rice	9/30/72
99 (fr)	Damian Swann	Georgia	11/29/14
98 (kr)	Terrance Horne	South Florida	9/8/18
97 (kr)	Terrance Horne	South Florida	9/8/18
96 (p)	Howard (Kiel)	Notre Dame	11/7/81
96 (kr)	Jerod Washington	Virginia	9/19/92
96 (kr)	Marcus Wall	North Carolina	10/14/95
95 (kr)	Joe Henderson	Clemson	9/26/87
95 (kr)	Kory Bailey	North Carolina	9/26/98
95 (kr)	Darrell Blackman	NC State	11/4/06

LONGEST RUSH

YDS	PLAYER	TEAM	DATE
91 (t)	C.J. Prossie	Notre Dame	9/19/15
90 (t)	Travis Etienne	Clemson	8/29/19
83 (t)	Joel Arrington	Duke	10/31/59
80 (t)	Jay Washington	Clemson	9/29/73
79 (t)	Barry Word	Virginia	9/21/85
78 (t)	Glynn Harrison	Georgia	11/27/75
77	Stanley Morgan	Tennessee	10/9/76
77 (t)	Derric Hamilton	Clemson	9/14/02
77 (t)	C.J. Brown	Maryland	10/8/11
76 (t)	Richard Williams	Memphis	9/27/80
76 (t)	Bo Jackson	Auburn	10/19/85
76 (t)	Quinton Lee	Boston College	10/4/97

LONGEST PASS

YDS	RECEIVER (QB)	TEAM	DATE
96 (t)	Howard (Kiel)	Notre Dame	11/7/81
93 (t)	Marriott (Maye)	North Carolina	9/19/87
87 (t)	Mitchell (Baker)	North Carolina	9/10/05
85 (t)	Bresler (Sullivan)	Auburn	10/17/70
80 (t)	Brantley (Jordan)	Clemson	9/27/75
80 (t)	Scott (Buck Bluee)	Georgia	12/5/81
80 (t)	Bonner (J.J. Joe)	Baylor	11/7/92
80 (t)	Royal (Randall)	Virginia Tech	10/28/04
80 (t)	Clark (Davis)	NC State	10/6/05
79 (t)	Clark (Penn)	UCF	9/2/00
79 (t)	Hankerson (Morris)	Miami	11/13/10

LONGEST PUNT

YDS	PLAYER	TEAM	DATE
83	Scott McAlister	North Carolina	10/21/89
81	Ken Cooper	Georgia	12/1/56
78	Will Brice	Virginia	10/15/94
77	Larry Swider	Pittsburgh	9/18/76
74	Spence Fischer	Duke	9/24/94
73	Bobby Walden	Georgia	11/28/59
73	Ricky Brummitt	Duke	9/9/78
73	Malcolm Simmons	Alabama	9/12/81
72	Bobby Gordon	Tennessee	11/10/56
72	Kevin Ferguson	Virginia	10/13/84
72	Will Monday	Duke	9/14/13

LONGEST PUNT RETURN

YDS	PLAYER	TEAM	DATE
88 (t)	Brian Mance	Clemson	10/8/00
80 (t)	Quadree Henderson	Pittsburgh	9/23/17
79 (t)	Michael Lettieri	Navy	11/9/68
79	Derrick Hamilton	Clemson	9/14/02
78 (t)	Donnell Woolford	Clemson	9/26/87
77 (t)	Lou Harris	South Carolina	9/11/71
75 (t)	Tory Stawarz	Miami	9/26/70
74 (t)	Bill Simpson	Michigan State	9/23/72
72 (t)	Scott Woerner	Georgia	12/2/78
72 (t)	Fred Lane	Georgia	12/1/84

LONGEST KICKOFF RETURN

YDS	PLAYER	TEAM	DATE
100 (t)	Tavon Mason	Virginia	11/10/01
100 (t)	Josh Wilson	Maryland	10/7/06
100 (t)	DeVon Edwards	Duke	9/26/15
99 (t)	Bill Mathis	Clemson	10/3/59
98 (t)	Jerry Stovall	LSU	10/6/62
98 (t)	Terrance Horne	South Florida	9/8/18
97 (t)	Terrance Horne	South Florida	9/8/18
96 (t)	Jerrod Washington	Virginia	9/19/92
96 (t)	Marcus Wall	North Carolina	10/14/95
95 (t)	Joe Henderson	Clemson	9/26/87
95 (t)	Kory Bailey	North Carolina	9/26/98
95 (t)	Darell Blackman	NC State	11/4/06

LONGEST INTERCEPTION RETURN

YDS	PLAYER	TEAM	DATE
100 (t)	Mel Baxley	South Carolina	9/15/73
99 (t)	Preston Anderson	Rice	9/30/72
82 (t)	Stanford Samuels	Florida State	11/9/02
79 (t)	Anthony Washington	California	9/16/78
77 (t)	Randy Neal	Virginia	10/15/94
70 (t)	Clarence Ellis	Notre Dame	11/15/69
69 (t)	Doug Archibald	Tennessee	11/7/64
68 (t)	Doug Brewster	Clemson	9/24/88
64 (t)	Jesse Campbell	NC State	10/1/88
64 (t)	Roland Minor	Virginia Tech	10/28/04

LONGEST FIELD GOAL MADE

YDS	PLAYER	TEAM	DATE
60	Fuad Reveiz	Tennessee	10/23/82
57	Rex Robinson	Georgia	11/29/80
57	Kevin Butler	Georgia	12/1/84
57	Michael Badgley	Miami	11/21/15
56	Chris Blewitt	Pittsburgh	10/17/15
55	Alan Duncan	Tennessee	10/11/80
55	Fuad Reveiz	Tennessee	10/26/85
55	Alex Kessman	Pittsburgh	9/23/17
53	Brian Clark	Florida	9/19/81
53	Colt David	LSU	12/31/08
53	Richard Jackson	Clemson	9/10/09

LONGEST FIELD GOAL ATTEMPT

YDS	PLAYER	TEAM	DATE
63	Connor Barth	North Carolina	11/17/07
62	Don Barfield	Clemson	10/1/66
60	Marvin Roberts	Michigan State	9/23/72
60	# Fuad Reveiz	Tennessee	10/23/82
60	Chris Gardocki	Clemson	10/13/90
58	Pete Rajacki	Georgia	11/28/70
58	Rex Robinson	Georgia	11/26/77
57	five times, most recently: # Michael Badgley	Miami	11/21/15

– made FG



SCORING

MOST POINTS SCORED

GAME

118 (68-50) – at North Carolina (Nov. 10, 2012)

ACC

118 (68-50) – at North Carolina (Nov. 10, 2012)

HISTORIC

222 (222-0) – vs. Cumberland (Oct. 7, 1916)

HALF

63 (1st) – vs. Florida State (Oct. 10, 2009)
vs. Western Carolina (Sept. 1, 2011)

ACC

63 (1st) – vs. Florida State (Oct. 10, 2009)

QUARTER

45 (4th) – vs. NC State (Oct. 1, 2011)

ACC

45 (4th) – vs. NC State (Oct. 1, 2011)

MOST TOUCHDOWNS

GAME

16 – at North Carolina (Nov. 10, 2012)

ACC

16 – at North Carolina (Nov. 10, 2012)

HALF

9 (1st) – vs. Florida State (Oct. 10, 2009)
vs. Western Carolina (Sept. 1, 2011)

ACC

9 (1st) – vs. Florida State (Oct. 10, 2009)

QUARTER

7 (4th) – vs. Virginia (Nov. 10, 2001)

ACC

7 (4th) – vs. Virginia (Nov. 10, 2001)

FEWEST TOUCHDOWNS

GAME

0 – 10 times, most recently:
vs. Wake Forest (Dec. 2, 2006)

ACC

0 – vs. Wake Forest (Dec. 2, 2006)

MOST FIELD GOALS

GAME

7 – vs. Western Carolina (Sept. 12, 1992)
vs. Georgia (Nov. 24, 2001)

ACC

6 – five times, most recently:
vs. Virginia (Nov. 17, 2018)

MOST FIELD GOALS ATTEMPTED

GAME

10 – vs. NC State (Oct. 3, 1992)

ACC

10 – vs. NC State (Oct. 3, 1992)

MOST FIELD GOALS MISSED

GAME

5 – six times, most recently:
vs. NC State (Oct. 20, 2001)

ACC

5 – vs. NC State (Oct. 3, 1992),
vs. Maryland (Oct. 31, 1998),
vs. NC State (Oct. 20, 2001)

RUSHING

MOST YARDS

GAME

755 – vs. Kansas (Sept. 17, 2011)

ACC

663 – at Pittsburgh (Oct. 25, 2014)

FEWEST YARDS

GAME

58 – vs. Georgia (Nov. 27, 2004)

ACC

81 – vs. NC State (Oct. 4, 2003)

MOST ATTEMPTS

GAME

125 – vs. Auburn (Oct. 18, 1975)

ACC

109 – vs. Wake Forest (Nov. 13, 1982)
vs. Virginia (Oct. 13, 1984)

FEWEST ATTEMPTS

GAME

51 – vs. Samford (Sept. 9, 2006)

ACC

58 – vs. Wake Forest (Nov. 4, 1995)
vs. Virginia (Nov. 10, 2001)

PASSING

MOST YARDS

GAME

813 – vs. Virginia (Nov. 10, 2001)

ACC

813 – vs. Virginia (Nov. 10, 2001)

FEWEST YARDS

GAME

6 – vs. Georgia (Nov. 30, 1974)

ACC

146 – vs. Maryland (Nov. 3, 2012)

MOST COMPLETIONS

GAME

71 – vs. Virginia (Nov. 10, 2001)

ACC

71 – vs. Virginia (Nov. 10, 2001)

FEWEST COMPLETIONS

GAME

1 – vs. Georgia (Nov. 30, 1974)

ACC

11 – three times, most recently:
vs. Maryland (2012)

MOST ATTEMPTS

GAME

101 – vs. Virginia (Nov. 10, 2001)
vs. Virginia (Oct. 26, 2002)

ACC

101 – vs. Virginia (Nov. 10, 2001)
vs. Virginia (Oct. 26, 2002)

FEWEST ATTEMPTS

GAME

8 – vs. Auburn (Oct. 17, 1959)
vs. Georgia (Nov. 30, 1974)
vs. Georgia (Nov. 27, 1976)

ACC

21 – vs. Virginia Tech (Oct. 17, 2009)

MOST INTERCEPTIONS

GAME

9 – vs. Rice (Sept. 30, 1972)

ACC

7 – vs. Wake Forest (Nov. 21, 1987)

TOTAL OFFENSE

MOST YARDS

GAME

1,190 – at North Carolina (Oct. 18, 2014)

ACC

1,190 – at North Carolina (Oct. 18, 2014)

FEWEST YARDS

GAME

169 – vs. Florida (Sept. 14, 1963)

ACC

410 – vs. Maryland (Oct. 9, 2004)

MOST PLAYS

GAME

180 – vs. Georgia (Nov. 27, 1999)

ACC

169 – vs. Duke (Oct. 31, 1987)

FEWEST PLAYS

GAME

94 – vs. Kentucky (Sept. 20, 1958)

ACC

113 – vs. Virginia (Sept. 21, 2006)

MOST FIRST DOWNS

GAME

64 (27-37) – vs. Wake Forest (Nov. 21, 1998)

ACC

64 (27-37) – vs. Wake Forest (Nov. 21, 1998)

FEWEST FIRST DOWNS

GAME

15 (8-7) – vs. Florida (Sept. 14, 1963)

15 (4-11) – vs. Vanderbilt (Sept. 18, 1965)

ACC

21 (6-15) – vs. Virginia Tech (Sept. 24, 2005)



TURNOVERS

MOST TURNOVERS

GAME

13 – five times, most recently:
vs. Duke (1976)

ACC

10 – vs. NC State (Sept. 9, 1989)
vs. Wake Forest (Nov. 17, 1990)

FEWEST TURNOVERS

GAME

0 – 11 times, most recently:
vs. Kansas (Sept. 17, 2011)

ACC

0 – six times, most recently:
at Miami (Sept. 17, 2009)

MOST FUMBLES

GAME

12 – vs. Tennessee (Oct. 12, 1968)
vs. Penn State (Aug. 28, 1991)

ACC

11 – vs. Miami (Nov. 21, 2015)

MOST FUMBLES LOST

GAME

11 – vs. Tennessee (Oct. 12, 1968)

ACC

6 – vs. Maryland (Oct. 7, 1989)
vs. NC State (Sept. 8, 1990)

PENALTIES

MOST PENALTIES

GAME

34 – vs. Florida State (Sept. 9, 2000)

ACC

34 – vs. Florida State
(Sept. 9, 2000)

FEWEST PENALTIES

GAME

2 – seven times, most recently:
vs. Wake Forest (Nov. 16, 1985)

ACC

2 – vs. Virginia (Oct. 13, 1984),
vs. Wake Forest (Nov. 16, 1985)

MOST PENALTY YARDS

GAME

254 – vs. Florida State (Sept. 9, 2000)

ACC

254 – vs. Florida State
(Sept. 9, 2000)



YEAR-BY-YEAR OFFENSIVE AVERAGES (SINCE 1948)

YEAR	G	TOTAL OFFENSE			RUSHING				PASSING					SCORING						
		YDS	YPG	TD	ATT	YDS	YPG	TD	CMP	ATT	INT	PCT	YDS	YPG	TD	FD	FG-A	PTS	PPG	
		1948	GT	10	3549	354.9	34	452	1803	180.3	20	112	206	17	544	1746	174.6	14	157	na
	OPP	10	1513	151.3	30	374	749	74.9	9	62	150	12	413	764	76.4	1	86	na	69	6.9
1949	GT	10	3001	300.1	28	457	1998	199.8	20	67	156	18	429	1003	100.3	6	153	1-2	197	19.7
	OPP	10	2263	226.3	19	477	1455	145.5	14	65	146	17	445	808	80.8	5	114	0-1	129	12.9
1950	GT	11	2532	230.2	27	437	1365	124.0	14	90	187	18	482	1167	106.1	10	132	1-1	182	16.5
	OPP	11	3204	291.3	28	590	1806	164.2	19	105	216	20	489	1398	127.1	9	163	0-1	193	17.5
1951*	GT	12	3701	308.4	42	557	2067	172.3	26	110	213	17	516	1634	136.1	14	162	2-3	295	24.6
	OPP	12	2489	207.4	13	537	1370	114.2	10	110	249	24	442	1119	93.3	3	146	0-0	90	7.5
1952*	GT	12	4098	341.5	44	680	2847	237.3	30	99	207	19	478	1251	104.3	11	220	6-na	325	27.1
	OPP	12	2182	181.8	8	527	1312	109.3	8	82	214	26	383	880	73.3	0	122	1-na	59	4.9
1953*	GT	12	3740	311.7	41	554	2209	184.1	23	107	223	11	480	1531	127.6	17	207	3-na	288	24.0
	OPP	12	2685	223.8	16	556	1858	154.8	15	75	174	22	431	827	68.9	1	153	1-na	111	9.3
1954	GT	10	2728	272.8	25	408	1821	182.1	16	72	151	11	477	907	90.7	8	147	1-na	175	17.5
	OPP	10	2465	246.5	13	537	1878	187.8	10	51	118	15	432	587	58.7	3	142	1-na	91	9.1
1955	GT	10	2672	267.2	27	509	1998	199.8	16	51	104	9	491	674	67.4	6	147	0-na	182	18.2
	OPP	10	1999	199.9	6	406	1341	134.1	5	49	110	15	445	685	68.5	1	98	1-na	46	4.6
1956	GT	10	2875	287.5	33	525	2249	224.9	22	51	107	5	477	626	62.6	9	160	0-na	227	22.7
	OPP	10	2003	200.3	5	405	1284	128.4	4	53	132	17	402	719	71.9	1	107	0-na	33	3.3
1957	GT	10	1933	193.3	11	446	1411	141.1	6	59	118	9	500	522	52.2	4	120	1-na	75	7.5
	OPP	10	1778	177.8	10	473	1444	144.4	9	31	73	7	425	334	33.4	1	107	1-na	71	7.1
1958	GT	10	2124	212.4	12	448	1473	147.3	10	65	143	11	455	651	65.1	1	114	4-10	93	9.3
	OPP	10	2018	201.8	12	423	1447	144.7	9	55	129	12	426	571	57.1	3	100	3-5	91	9.1
1959	GT	10	2023	202.3	18	427	1446	144.6	11	44	96	5	458	577	57.7	7	109	2-5	129	12.9
	OPP	10	2163	216.3	15	432	1135	113.0	7	75	147	9	514	1028	102.8	7	110	3-4	107	10.7
1960	GT	10	1999	199.9	14	391	1360	136.0	9	51	118	15	432	639	63.9	3	114	8-14	118	11.8
	OPP	10	2506	250.6	13	456	1472	147.2	7	94	164	12	473	1034	103.4	6	148	3-7	97	9.7
1961	GT	10	2305	230.5	22	481	1484	148.4	19	69	142	12	586	821	82.1	3	151	4-6	162	16.2
	OPP	10	1785	178.5	6	365	949	94.9	3	78	166	11	470	836	83.6	3	107	3-5	50	5.0
1962	GT	10	2799	279.9	27	453	1750	175.0	18	88	171	9	515	1049	104.9	7	155	5-10	201	20.1
	OPP	10	2160	216.0	11	374	1024	102.4	6	95	201	16	473	1136	113.6	4	114	4-6	83	8.3
1963	GT	10	2590	259.0	20	454	1524	152.4	11	81	162	7	500	1066	106.6	10	151	12-17	173	17.3
	OPP	10	2080	208.0	11	416	1337	133.7	9	60	152	9	395	743	74.3	2	115	4-5	89	8.9
1964	GT	10	2151	215.1	16	446	1294	129.4	9	65	132	12	492	857	85.7	6	127	3-8	121	12.1
	OPP	10	2317	231.7	10	373	1002	100.2	6	108	232	13	466	1315	131.5	3	128	3-8	79	7.9
1965	GT	10	2848	284.8	29	406	1428	142.8	12	122	214	8	570	1420	142.0	12	173	7-15	222	22.0
	OPP	10	3341	334.1	19	467	1664	166.4	11	138	263	17	525	1677	167.7	8	187	6-13	150	15.0
1966	GT	10	2950	295.0	33	481	1818	181.8	21	98	204	15	480	1132	113.2	5	178	6-13	248	24.8
	OPP	10	2066	206.6	9	405	1081	108.1	4	79	202	16	391	985	98.5	4	110	7-11	81	8.1
1967	GT	10	2628	262.8	16	453	1271	127.1	10	116	269	13	431	1357	135.7	6	145	7-10	129	12.9
	OPP	10	3155	315.5	28	494	1927	192.7	18	88	192	11	458	1228	122.8	10	159	4-10	205	20.5
1968	GT	10	3005	300.5	21	362	629	62.9	8	192	352	17	545	2376	237.6	13	165	3-7	158	15.8
	OPP	10	3685	368.5	36	584	2339	233.9	24	105	227	9	462	1346	134.6	6	215	5-13	263	26.3
1969	GT	10	2428	242.8	18	483	1363	136.3	8	94	200	20	470	1065	106.5	7	136	6-15	144	14.4
	OPP	10	3301	330.1	25	476	1488	148.8	12	133	289	28	460	1813	181.3	12	185	3-13	183	18.3
1970	GT	11	3389	301.8	29	547	1882	171.1	13	144	278	23	518	1507	137.0	13	196	5-9	216	19.6
	OPP	11	3260	296.4	21	424	1226	111.5	10	131	298	23	440	2034	184.9	9	155	4-14	156	14.2
1971	GT	11	2953	268.5	23	537	1695	154.1	13	133	250	14	532	1258	114.4	8	171	8-15	189	17.2
	OPP	11	2790	253.6	17	477	1299	118.1	11	114	240	14	475	1491	135.5	7	167	8-16	166	15.1
1972	GT	11	3608	328.0	33	499	1597	145.2	13	144	277	20	520	2011	182.8	16	186	7-22	253	23.0
	OPP	11	3409	309.9	23	568	2045	185.9	13	108	224	21	482	1364	124.0	7	190	12-24	196	17.8
1973	GT	11	3412	310.2	22	532	1720	156.4	16	137	257	14	533	1692	153.8	6	199	14-26	192	17.5
	OPP	11	3760	341.8	27	538	2447	222.5	13	103	198	13	520	1313	119.7	12	221	8-15	211	19.2
1974	GT	11	3694	335.8	31	650	3162	287.5	27	45	86	5	523	532	48.4	3	202	7-15	238	21.6
	OPP	11	3514	319.5	29	582	2570	233.6	22	69	147	11	469	944	85.8	6	208	3-13	212	19.3
1975	GT	11	4084	371.3	37	692	3627	329.7	32	24	46	4	522	457	41.5	5	203	7-15	270	24.5
	OPP	11	3887	353.4	25	494	1947	177.0	15	141	267	13	528	1940	176.4	8	202	10-16	200	18.2
1976	GT	11	3391	308.3	29	612	2690	244.5	26	45	103	11	436	701	63.7	3	174	6-11	221	20.1
	OPP	11	4022	365.6	33	609	2279	207.1	21	118	218	14	541	1743	158.4	12	221	12-20	267	24.3
1977	GT	11	3500	318.2	27	630	3156	286.8	23	23	64	7	344	344	31.3	4	164	8-14	224	20.4
	OPP	11	3664	333.1	17	594	2151	195.5	19	104	235	11	443	1513	137.5	10	209	9-12	201	20.1
1978	GT	11	4070	370.0	32	484	2290	208.2	16	114	234	11	487	1780	161.8	10	189	9-13	249	22.6
	OPP	11	3970	360.9	25	569	2285	207.7	1											

YEAR-BY-YEAR OFFENSIVE AVERAGES (SINCE 1948)

YEAR	G	TOTAL OFFENSE			RUSHING				PASSING				SCORING							
		YDS	YPG	TD	ATT	YDS	YPG	TD	CMP	ATT	INT	PCT	YDS	YPG	TD	FD	FG-A	PTS	PPG	
1984	GT	11	4557	414.3	37	600	2585	235.0	25	134	222	11	304	1972	179.3	12	241	13-15	296	26.9
	OPP	11	3490	317.3	22	457	1623	147.5	9	163	295	13	552	1867	169.7	12	192	15-18	201	18.3
1985	GT	11	3753	341.2	28	580	2169	197.2	14	113	197	9	574	1584	144.0	12	194	13-22	235	21.4
	OPP	11	3433	312.1	12	434	1793	163.0	7	156	317	16	492	1640	149.0	5	173	11-21	118	10.7
1986	GT	11	3971	361.0	35	531	2312	210.2	19	137	258	9	531	1659	150.8	14	223	12-22	282	25.6
	OPP	11	3584	325.8	27	502	2078	188.9	18	129	253	14	510	1506	136.9	9	211	8-14	211	19.2
1987	GT	11	3777	343.4	26	398	1473	135.7	12	174	368	18	473	2284	207.6	13	201	7-13	199	18.1
	OPP	11	4226	384.2	34	495	1959	178.1	12	183	306	11	598	2267	206.1	16	229	14-20	275	25.0
1988	GT	11	3420	310.9	22	427	1577	143.4	13	182	332	15	548	1843	167.5	7	202	15-20	200	18.2
	OPP	11	3094	281.3	24	484	1566	142.4	12	129	252	14	512	1528	138.9	8	180	9-14	194	17.6
1989	GT	11	4070	370.0	31	519	2301	209.2	16	144	276	14	522	1769	160.8	13	215	15-24	265	24.1
	OPP	11	3732	339.3	25	466	1630	148.2	15	196	356	14	551	2102	191.1	8	216	12-19	213	19.4
1990	GT	11	4334	394.0	41	524	2298	208.9	24	146	255	13	573	2036	185.1	14	231	15-23	334	31.6
	OPP	11	3242	294.7	13	434	1220	110.9	7	151	309	24	489	2022	183.8	5	174	24-28	165	15.5
1991	GT	12	4651	387.6	33	537	2104	175.3	18	192	368	18	522	2547	212.3	13	240	11-17	265	22.1
	OPP	12	3333	277.8	25	462	1344	112.0	10	178	369	18	482	1989	165.8	12	190	8-15	197	16.4
1992	GT	11	3723	338.5	26	390	1143	103.9	9	206	398	10	518	2397	234.5	16	203	19-26	237	21.5
	OPP	11	4401	400.1	32	533	2066	187.8	17	180	310	14	581	2335	212.3	12	229	20-30	286	26.0
1993	GT	11	4398	399.3	34	467	2463	223.9	20	153	271	14	565	1935	175.9	13	224	9-15	260	23.6
	OPP	11	4373	397.5	36	529	1874	170.4	21	195	318	10	613	2499	135.6	14	249	12-18	286	26.0
1994	GT	11	3847	349.7	23	349	1145	104.1	4	223	407	18	548	2702	245.6	18	194	9-16	185	16.8
	OPP	11	4207	382.5	39	580	2534	230.4	28	144	266	10	548	1673	152.1	10	233	16-24	219	20.9
1995	GT	11	3849	349.9	33	523	2321	211.0	22	134	248	7	540	1528	138.9	10	208	11-18	260	23.6
	OPP	11	3695	335.9	31	372	1003	91.2	17	239	385	11	621	2692	244.7	13	208	9-16	243	22.1
1996	GT	11	3683	334.8	25	499	1821	165.5	12	144	262	16	550	1862	169.3	9	197	15-26	220	20.0
	OPP	11	3832	348.4	29	412	1635	148.6	13	177	312	13	567	2197	199.7	12	190	11-13	236	21.5
1997	GT	11	4037	367.0	33	449	1667	151.5	18	177	279	9	634	2370	215.5	13	206	16-20	279	25.4
	OPP	11	4719	420.0	34	379	1460	132.7	10	257	402	16	639	3259	296.3	23	239	10-17	266	24.2
1998	GT	11	4276	388.7	50	469	2021	183.7	22	153	280	8	546	2255	205.0	17	222	13-31	291	35.5
	OPP	11	4376	397.6	34	447	1844	167.6	17	199	361	10	551	2830	230.0	14	224	10-15	267	24.3
1999	GT	11	5599	509.9	59	503	2482	225.6	29	208	319	12	652	3117	283.4	29	287	11-17	448	40.7
	OPP	11	4552	413.8	41	479	2015	183.2	26	195	353	9	552	2537	230.6	15	244	15-17	333	30.3
2000	GT	11	4789	435.4	48	466	1807	164.3	21	231	374	6	618	2982	271.1	23	259	12-18	327	33.8
	OPP	11	4176	379.6	27	371	1039	94.5	6	248	430	15	577	3137	285.2	19	228	7-13	209	19.0
2001	GT	12	5015	417.9	47	500	1668	139.0	26	264	413	14	639	3347	278.9	19	268	19-28	381	31.8
	OPP	12	4000	333.3	34	432	1405	117.1	17	212	390	11	544	2595	216.2	13	218	11-12	267	22.2
2002	GT	13	4871	374.7	35	500	2127	163.6	20	239	435	20	549	2744	211.1	15	253	12-20	280	21.5
	OPP	13	4624	355.3	30	486	1750	134.6	16	235	440	11	534	2874	221.1	11	228	18-25	267	20.5
2003	GT	13	4298	330.6	32	509	2086	160.5	16	199	379	13	525	2212	170.2	13	236	17-21	274	21.1
	OPP	13	4189	322.2	30	445	1307	100.5	14	257	425	13	605	2882	221.7	15	218	18-24	266	20.5
2004	GT	12	4157	346.4	31	486	1947	162.2	11	169	346	18	488	2210	184.2	17	228	15-17	264	22.0
	OPP	12	3575	297.9	28	405	1255	104.6	13	215	395	10	544	2320	193.3	12	192	10-21	227	18.9
2005	GT	12	4188	349.0	27	464	1845	153.8	13	197	418	12	471	2343	195.2	12	240	11-21	222	18.5
	OPP	12	3810	317.5	28	409	1247	103.9	9	205	384	21	534	2563	213.6	16	200	15-17	241	20.1
2006	GT	14	4649	332.1	45	526	2274	162.4	17	174	369	16	472	2375	169.6	25	239	12-18	349	24.9
	OPP	14	4208	300.6	29	445	1467	104.8	13	238	461	13	516	2741	195.8	11	223	18-26	257	18.4
2007	GT	13	5004	384.9	38	548	2591	199.3	28	179	363	12	493	2413	185.6	10	261	23-28	341	26.2
	OPP	13	4295	330.4	31	472	1488	114.5	19	219	389	12	563	2807	215.9	12	219	14-20	271	20.8
2008	GT	13	4842	372.5	40	640	3552	273.2	32	74	165	7	448	1290	99.2	5	214	12-20	317	24.4
	OPP	13	4076	313.5	33	432	1564	120.3	13	246	415	18	593	2512	193.2	20	224	11-14	264	20.3
2009	GT	14	5910	422.1	62	792	4136	295.4	47	78	168	6	464	1774	126.7	11	287	24-20	473	33.8
	OPP	14	5044	360.3	42	433	2123	151.6	16	245	398	12	616	2921	208.6	23	241	18-27	347	24.8
2010	GT	13	5294	407.2	42	753	4203	323.3	31	64	168	7	381	1091	83.9	9	265	15-17	338	26.0
	OPP	13	4831	371.6	42	489	2206	169.7	25	221	365	8	605	2625	201.9	14	253	11-19	328	25.2
2011	GT	13	5964	458.8	59	717	4114	316.5	45	82	167	8	491	1850	142.3	11	265	11-18	446	34.3
	OPP	13	4669	359.2	45	465	2100	161.5	19	215	385	14	558	2569	197.6	23	239	9-15	339	26.1
2012	GT	14	6175	441.1	63	808	4357	311.2	48	102	194	8	526	1818	129.9	12	302	11-18	470	33.6
	OPP	14	5236	374.0	51	472	2019	144.2	27	269	448	16	600	3217	229.8	23	270	12-19	396	28.3
2013	GT	13	5586	429.7	61	713	3891	299.3	46	92	203	13	453	1695	130.4	12	283	10-14	456	35.1
	OPP	13	4683	360.2	38	422	1505	115.8	18	267	427	14	625	3178	244.5	18	256	10-17	297	22.8
2014	GT	14	6671	476.5																



YEAR-BY-YEAR RETURN/PENALTY AVERAGES (SINCE 1978)

YEAR		RETURNS						PEN	YDS	YEAR	RETURNS						PEN	YDS	
		PR	YDS	AVG	KOR	YDS	AVG				PR	YDS	AVG	KOR	YDS	AVG			
1978	GT	17	116	6.8	29	736	25.4	57	539	2014*	GT	12	97	8.1	41	892	21.8	69	576
	OPP	29	241	8.3	31	487	15.7	54	523		OPP	16	105	6.6	33	747	22.6	75	616
1979	GT	31	207	6.7	33	668	20.2	48	476	2015	GT	20	189	9.4	31	590	19.0	38	329
	OPP	35	273	7.8	31	562	18.1	68	669		OPP	14	109	7.8	19	440	23.2	75	582
1980	GT	20	90	4.5	34	574	16.9	52	484	2016*	GT	12	131	10.9	27	578	21.4	57	502
	OPP	43	362	8.4	17	366	21.5	64	586		OPP	14	131	9.4	19	404	21.3	66	535
1981	GT	28	127	4.5	36	724	20.1	55	541	2017	GT	17	125	7.4	40	775	19.4	44	394
	OPP	37	311	8.4	15	242	16.1	70	636		OPP	21	198	9.4	44	1077	24.5	42	396
1982	GT	22	262	11.9	35	689	19.7	53	548	2018	GT	13	93	7.0	28	689	24.6	50	477
	OPP	19	210	11.1	23	315	13.7	64	493		OPP	10	60	6.0	48	1261	26.3	56	459
1983	GT	26	174	6.7	33	663	20.1	64	619	2019	GT	16	76	4.8	34	715	21.0	57	493
	OPP	25	223	8.9	16	344	21.5	65	496		OPP	30	343	11.4	23	481	20.9	60	524
1984	GT	22	153	6.9	28	522	18.6	46	356	*Bowl games included in final statistics.									
	OPP	25	270	10.8	45	798	17.7	53	420										
1985	GT	27	155	5.7	23	539	23.4	52	481										
	OPP	28	189	6.8	26	436	16.8	59	488										
1986	GT	19	263	13.8	43	799	18.6	58	507										
	OPP	24	146	6.1	46	938	20.4	55	423										
1987	GT	27	209	7.7	49	962	19.6	60	503										
	OPP	34	330	9.7	40	886	22.2	68	514										
1988	GT	31	206	6.7	37	764	20.6	69	564										
	OPP	21	81	3.9	40	786	19.7	79	614										
1989	GT	30	173	5.8	43	939	21.8	79	687										
	OPP	18	146	8.1	45	958	21.3	50	391										
1990	GT	42	244	5.8	39	900	23.1	54	397										
	OPP	20	155	7.8	54	1,044	19.3	59	442										
1991	GT	53	507	9.6	34	595	17.5	76	594										
	OPP	32	357	11.2	40	768	19.2	59	505										
1992	GT	30	278	9.3	43	870	20.2	65	503										
	OPP	37	389	10.5	26	585	22.5	67	540										
1993	GT	23	112	4.9	37	814	22.0	71	602										
	OPP	26	235	9.0	36	674	18.7	81	610										
1994	GT	22	118	5.4	48	1,080	22.5	73	605										
	OPP	36	388	10.8	35	633	18.1	66	529										
1995	GT	34	404	11.9	33	588	17.8	78	622										
	OPP	22	258	11.7	43	986	22.9	56	467										
1996	GT	32	408	12.7	35	793	22.7	62	527										
	OPP	16	77	4.8	31	453	14.6	62	543										
1997	GT	25	253	10.1	38	774	20.4	70	632										
	OPP	19	220	11.6	41	766	18.7	81	641										
1998	GT	37	490	13.2	39	917	23.5	72	584										
	OPP	17	123	7.2	45	853	18.9	64	516										
1999	GT	30	335	11.2	43	980	22.8	77	640										
	OPP	13	102	7.8	51	999	19.6	72	562										
2000	GT	38	355	9.3	30	706	23.5	92	769										
	OPP	27	203	7.5	52	838	16.1	75	592										
2001	GT	51	555	10.9	37	846	22.9	85	712										
	OPP	16	135	8.4	47	1,060	22.6	99	787										
2002*	GT	52	524	10.1	43	839	19.5	95	792										
	OPP	37	306	8.3	34	642	18.9	88	751										
2003*	GT	33	380	11.5	48	981	20.4	68	576										
	OPP	36	324	9.0	47	1,076	22.9	93	800										
2004*	GT	50	350	7.0	30	653	21.8	75	640										
	OPP	33	195	5.9	34	792	23.3	92	782										
2005*	GT	35	198	5.7	35	707	20.2	88	686										
	OPP	32	282	8.8	35	830	23.7	90	768										
2006*	GT	45	336	7.5	42	815	19.4	86	713										
	OPP	33	164	5.0	50	1,349	27.0	97	847										
2007*	GT	44	436	9.9	49	1,061	21.7	90	771										
	OPP	20	140	7.0	66	1,119	17.0	77	668										
2008*	GT	27	182	6.7	45	883	19.6	63	570										
	OPP	15	147	9.8	55	1,094	19.9	58	487										
2009*	GT	21	281	13.4	54	1,176	21.8	84	659										
	OPP	10	74	7.4	78	1,755	22.5	68	557										
2010*	GT	23	134	5.8	53	1,057	19.9	81	689										
	OPP	16	185	11.6	58	1,110	19.1	63	531										
2011*	GT	16	130	8.1	42	807	19.2	58	480										
	OPP	13	82	6.3	70	1,515	21.6	54	364										
2012*	GT	20	252	12.6	44	1,050	23.9	68	558										
	OPP	22	98	4.5	66	1,569	23.8	67	535										
2013*	GT	19	160	8.4	40	881	22.0	63	529										
	OPP	17	152	8.9	45	968	21.5	76	623										

GEORGIA TECH NCAA STATISTICAL RANKINGS (Since 2009)

CATEGORY	2019	2018	2017	2016	2015	2014	2013	2012	2011	2010	2009	2008
Pool Size	130	129	129	128	127	125	123	120	120	120	120	119
Rating Offense	72 (182.4)	1 (235.0)	5 (307.4)	9 (298.1)	8 (266.2)	1 (342.1)	6 (299.3)	4 (311.2)	2 (315.9)	1 (322.3)	2 (295.4)	4 (273.2)
Passing Offense	124 (133.9)	126 (63.8)	127 (64.3)	124 (129.2)	123 (121.8)	121 (134.4)	118 (130.4)	115 (129.9)	112 (142.3)	119 (83.9)	116 (128.7)	116 (99.5)
Total Offense	127 (256.3)	61 (408.8)	74 (391.6)	85 (387.2)	80 (378.0)	19 (476.5)	44 (322.7)	35 (441.1)	18 (458.8)	36 (407.2)	50 (372.5)	50 (372.5)
Scoring Offense	104 (16.7)	33 (3.6)	70 (28.1)	70 (28.2)	63 (29.3)	11 (37.9)	26 (56.1)	34 (33.6)	21 (34.3)	71 (26.0)	11 (33.8)	174 (24.4)
Rating Defense	117 (215.3)	57 (158.3)	49 (153.6)	64 (172.2)	57 (166.1)	62 (167.6)	11 (115.8)	41 (144.2)	66 (161.5)	78 (169.7)	68 (151.6)	24 (133.2)
Passing Defense	36 (237.7)	49 (211.3)	35 (200.6)	68 (229.4)	38 (202.9)	87 (243.7)	83 (244.5)	58 (229.8)	28 (197.9)	34 (201.9)	47 (208.6)	41 (193.2)
Total Defense	89 (422.9)	46 (399.6)	46 (399.6)	59 (401.6)	42 (366.0)	79 (411.3)	27 (360.2)	43 (374.1)	44 (339.7)	44 (339.7)	54 (306.3)	29 (313.5)
Point Defense	104 (32.4)	79 (29.3)	64 (26.5)	39 (24.5)	51 (25.8)	42 (25.7)	29 (22.8)	66 (28.3)	60 (26.1)	57 (25.2)	58 (24.8)	28 (20.3)
Net Rating	69 (198.74)	43 (98.49)	29 (98.74)	65 (37.40)	97 (35.83)	96 (36.63)	45 (37.6)	99 (55.1)	55 (36.9)	114 (32.2)	43 (38.1)	93 (33.2)
Part Returns	110 (4.75)	86 (7.00)	66 (7.35)	20 (10.92)	51 (9.45)	58 (8.05)	56 (8.42)	16 (12.6)	61 (8.1)	97 (5.8)	10 (13.4)	88 (6.4)
Kickoff Returns	59 (21.03)	14 (22.61)	92 (19.39)	49 (21.4)	107 (19.03)	49 (21.76)	52 (22.0)	25 (23.9)	108 (19.2)	108 (19.2)	95 (19.6)	95 (19.6)
Turnover Margin	93 (4.33)	20 (0.62)	101 (4.45)	38 (0.31)	105 (4.59)	14 (0.79)	85 (4.30)	45 (0.29)	44 (0.15)	86 (0.46)	29 (0.57)	149 (0.15)
Fumbles Recovered	42 (9)	5 (13)	120 (4)	63 (8)	66 (8)	38 (11)	102 (6)	73 (9)	95 (7)	121 (13)	115 (14)	138 (11)
Passes Intercepted	100 (7)	40 (12)	110 (6)	58 (11)	91 (9)	10 (18)	40 (14)	120 (16)	131 (14)	19 (8)	50 (12)	115 (18)
Fumbles Lost	91 (10)	122 (13)	88 (10)	101 (11)	122 (14)	93 (12)	84 (11)	84 (13)	62 (11)	119 (20)	179 (12)	118 (20)
Interceptions Thrown	61 (10)	3 (4)	4 (5)	1 (4)	41 (10)	9 (6)	66 (13)	128 (8)	119 (8)	11 (7)	11 (6)	10 (7)
Turnovers Gained	84 (16)	16 (25)	124 (10)	67 (19)	91 (17)	17 (29)	71 (20)	136 (25)	63 (21)	69 (21)	129 (26)	120 (29)
Turnovers Lost	81 (20)	35 (17)	27 (15)	17 (15)	97 (24)	33 (18)	87 (24)	152 (21)	133 (19)	196 (27)	128 (18)	168 (27)
Pass Efficiency	121 (106.02)	82 (129.03)	99 (120.30)	16 (153.59)	95 (119.80)	12 (155.07)	84 (122.2)	35 (143.5)	14 (154.3)	113 (102)	12 (149.6)	92 (111.9)
Pass Efficiency/Defense	77 (137.38)	99 (143.51)	62 (127.77)	50 (123.50)	67 (127.04)	85 (132.58)	79 (132.4)	35 (143.5)	45 (124.4)	63 (129.2)	88 (136.3)	43 (117.4)
Fastest Penalties	9 (57)	4 (49)	5 (400)	11 (4.39)	11 (8.42)	26 (4.93)	34 (4.95)	32 (4.86)	11 (4.5)	74 (6.2)	156 (6.0)	126 (4.1)
Fastest Penalty Yards	15 (41.08)	4 (36.31)	8 (93.83)	11 (38.36)	1 (27.42)	25 (41.14)	31 (40.7)	18 (39.9)	13 (38.9)	66 (53.0)	34 (47.1)	136 (43.9)
PK Yards Defense	107 (11.43)	35 (6.00)	45 (9.42)	88 (9.36)	59 (7.9)	50 (6.56)	75 (8.9)	14 (4.9)	39 (6.3)	98 (11.6)	44 (7.4)	73 (9.8)
KR Yards Defense	69 (20.91)	126 (26.27)	117 (24.48)	49 (21.26)	100 (23.16)	102 (22.84)	69 (21.5)	102 (23.8)	59 (21.6)	11 (19.1)	83 (22.5)	40 (19.6)
Sacks	111 (1.42)	116 (1.31)	108 (1.55)	114 (1.38)	120 (1.4)	106 (1.43)	26 (2.6)	59 (2.0)	77 (1.7)	101 (1.3)	101 (1.3)	118 (2.6)
Tackles for Loss	103 (6.1)	125 (4.2)	118 (4.4)	120 (4.4)	127 (3.9)	115 (4.4)	42 (6.1)	93 (4.9)	94 (4.8)	108 (4.5)	93 (4.8)	137 (3.3)
Sacks Allowed	86 (2.33)	114 (1.23)	46 (1.82)	17 (1.23)	24 (1.33)	2 (0.79)	9 (1.08)	13 (1.00)	15 (1.00)	23 (1.23)	130 (4.48)	130 (4.48)
Tackles for Loss Allowed	102 (6.83)	29 (5.05)	70 (6.00)	44 (5.39)	76 (6.53)	17 (4.64)	70 (6.2)	67 (5.7)	117 (4.5)	70 (6.0)	32 (5.1)	153 (5.6)
3rd Down Conv. Pct.	129 (30.1)	26 (43.9)	12 (45.6)	51 (41.8)	108 (34.9)	1 (57.9)	4 (51.4)	31 (45.6)	2 (53.9)	56 (40.4)	1 (53.3)	84 (36.7)
4th Down Conv. Pct.	85 (47.1)	68 (52.9)	1 (01.42.1)	61 (50.0)	66 (50.0)	9 (70.6)	83 (44.4)	29 (62.2)	64 (52.8)	147 (55.0)	41 (55.6)	174 (42.9)
3rd Down Conv. Det.	120 (68.4)	128 (60.0)	12 (30.0)	128 (49.2)	43 (36.1)	75 (46.1)	39 (36.3)	168 (40.9)	83 (42.2)	52 (38.9)	82 (41.0)	157 (38.1)
4th Down Conv. Det.	121 (25.42)	7 (33.27)	6 (33.30)	68 (55.6)	41 (31.08)	3 (34.09)	6 (33.19)	5 (32.59)	23 (31.56)	21 (31.55)	3 (33.49)	48 (30.31)
Time of Possession	128 (181)	56 (276)	90 (119.5)	111 (17.8)	9 (17.6)	7 (25.0)	49 (21.8)	52 (21.6)	54 (20.4)	150 (21.4)	43 (20.5)	104 (17.23)
Opponent First Downs	80 (27.1)	73 (26.2)	35 (18.7)	91 (21.6)	6 (17.6)	107 (21.4)	15 (19.7)	39 (19.3)	62 (18.4)	60 (19.5)	22 (17.2)	34 (17.23)
Red Zone Offense	130 (593)	101 (7.93)	28 (38.9)	54 (85.4)	64 (83.8)	78 (80.8)	13 (89.8)	170 (80.0)	111 (89.1)	198 (76.0)	156 (82.0)	182 (77.0)
Red Zone Defense	25 (77.4)	85 (85.1)	123 (97.3)	41 (80.4)	62 (83.3)	40 (79.2)	14 (73.8)	136 (79.0)	165 (82.0)	122 (76.0)	175 (83.0)	137 (79.0)



ALL-TIME ACC STATISTICAL LEADERS (INDIVIDUAL)

RUSHING			TOTAL OFFENSE			FUMBLES RECOVERED			PASSES DEFENDED		
Jonathan Dwyer	2008	107.3	Joe Hamilton	1999	345.27	Charlie Thomas	2018	3	Lance Austin	2016	15
Tashard Choice	2007	114.9	John Dewberry	1984	345.27	Justice Dingle	2019 (†)	3	Nathan Perryman	1995	13
Tashard Choice	2006	105.2									
P.J. Daniels	2003	111.3	ALL-PURPOSE YARDS			TACKLES			PUNTING		
Jerry Mays	1989	122.5	Jerry Mays	1989	147.6	Keyaron Fox	2003	11.9	Durant Brooks	2006	45.5
Robert Lavette	1982	109.8	Robert Lavette	1982	142.7	Keith Brooking	1995	13.3	Rodney Williams	1997	45.6
			Robert Lavette	1981	142.0	Jamal Cox	1994	13.3	Jason Bender	1994	45.5
						Duane Wood	1980	15.5	Ron Rice	1982	42.6
RECEPTIONS PER GAME			SCORING			TACKLES FOR LOSS			PUNT RETURNS		
Calvin Johnson	2006	5.43	TaQuon Marshall	2017	9.5	Marco Coleman	1990	19.0	Jonathan Smith	2003	11.7
Harvey Middleton	1996	5.8	Robert Lavette	1982	10.4				Charlie Rogers	1998	14.2
									Ricardo Ingram	1986	14.6
RECEIVING YARDAGE			SCORING BY KICKING			SACKS			KICKOFF RETURNS		
Calvin Johnson	2006	85.9	Luke Manget	2000	74	Derrick Morgan	2009	12.5	Derrick Steagall	1993	25.8
Harvey Middleton	1996	73.1				Eric Henderson	2003	11.0	Cory Collier	1983	30.0
						Greg Gathers	2001	10.0	Robert Lavette	1981	22.9
YARDS PER RECEPTION			FIELD GOALS			INTERCEPTIONS					
Ricky Jeune	2017	21.8	Luke Manget	2001	1.58	Morgan Burnett	2008 (†)	0.54	Chris Milton	2015 (†)	2
						Willie Clay	1991	0.75	Jerry Howard	2019 (†)	2
PASS EFFICIENCY			FIELD GOAL PERCENTAGE								
Joe Hamilton	1999	175.0	Harrison Butker	2016	.882	Ken Swilling	1990	0.56			
Joe Hamilton	1998	141.7	Wesley Wells	2018	1.000						
John Dewberry	1985	133.6									

ALL-TIME ACC STATISTICAL LEADERS (TEAM)

TOTAL OFFENSE		RUSHING DEFENSE		SACKS ALLOWED		INTERCEPTIONS		YARDS PER COMPLETION	
1999	509.0	1984	147.5	2010	1.2	2012	16	2013	18.4
2008	372.5	1995	91.2	2011	1.0			2014	17.8
2009	442.1	2003	100.5	2013	1.0	FEWEST		2015	18.0
2011	458.8			2014	0.8	INTERCEPTIONS THROWN		2017	21.6
2014	476.5					2011	8	2018	19.5
		PASSING OFFENSE		3RD-DOWN PERCENTAGE				TURNOVER MARGIN	
		2001	278.9	2011	53.8			2014	0.79
TOTAL DEFENSE		PASSING DEFENSE		4TH-DOWN PERCENTAGE		TURNOVERS GAINED		FEWEST PENALTIES	
1984	317.2	1980	123.4	2014	57.9	2012	25	2015	3.17
		1985	149.1	2014	70.6	2018	4	2016	4.38
RUSHING OFFENSE		SCORING OFFENSE		BLOCKED KICKS		PASSING EFFICIENCY		FEWEST PENALTY YARDS	
1984	235.0	1998	35.6	2014	6	2014	155.07	2015	27.4
2007	199.3	1986	136.9	2019	3				
2008	273.2	1988	138.9			DEFENSIVE TOUCHDOWNS		TIME OF POSSESSION	
2009	295.4			2014	6	2012	32:59		
2010	323.3			2019	3	2014	34:09		
2011	316.5					2017	33:30		
2012	311.2			RED ZONE DEFENSE		2018	33:27		
2013	299.3			2013	73.8				
2014	342.1								
2015	256.2								
2016	258.1								
2017	307.4								
2018	325.0								

NCAA STATISTICAL RANKINGS (INDIVID.)				PUNTING				BLOCKED KICKS			
(TOP 10 / SINCE 2000)				Durant Brooks	2006	4th	45.52	KeShun Freeman	2014	t8th	2
				Durant Brooks	2007	5th	45.06	Chris Milton	2014	t8th	2
								Chris Milton	2015	t7th	2
								Jerry Howard	2019	t2nd	2
SACKS				FIELD GOALS							
Derrick Morgan	2009	8th	0.89	Luke Manget	2001	10th	1.58				
Jeremiah Attaochu	2013	6th	0.96	Travis Bell	2007	19th	1.77				
PUNT RETURN AVERAGE				RECEIVING YARDS							
Jamal Golden	2012	6th	14.6	Calvin Johnson	2006	9th	1,202				
KICKOFF RETURN AVERAGE				YARDS PER RECEPTION							
Jamal Golden	2012	10th	28.3	DeAndre Smelter	2014	8th	20.43				
				Ricky Jeune	2015	5th	21.67				
				Ricky Jeune	2017	7th	21.80				
INTERCEPTIONS				PASS EFFICIENCY							
Morgan Burnett	2008	t3rd	0.54	George Godsey	2000	6th	151.86				
FUMBLES RECOVERED				PASSING YARDS PER COMPLETION							
Derrick Morgan	2008	t5th	0.31	Justin Thomas	2015	1st	17.9				

HISTORY



GT FOOTBALL TIMELINE



NOVEMBER 5, 1892

Georgia Tech's first ever football game came against Mercer on Nov. 5, 1892. Mercer won the game, played at Macon's Central Park, 12-6. The Yellow Jackets went 0-3 in their inaugural season, also losing to Vanderbilt and Auburn.




1893

Lt. Leonard Wood was a star quarterback and co-head coach on the 1893 team that played – and beat – rival Georgia for the first time, 28-6, in Athens. After the 1894 season Wood was assigned to Ft. McPherson and he went on to win the Congressional Medal of Honor for participating in the Indian wars against Geronimo. He then was the colonel who formed the volunteer brigade called the Rough Riders during the Spanish American War (Teddy Roosevelt gets the credit but was the Lt. Colonel under Wood). He later went to Washington when Roosevelt became President and served in a variety of roles, including Army Chief of Staff. In 1920, he unsuccessfully ran as a Republican for U.S. President.

1901

Georgia Tech's first unbeaten team was in 1901. After going winless from 1897-1900, the Yellow Jackets went 4-0-1 in 1901, shutting out four opponents and tying Furman, 5-5.



1904

John Heisman took over as Georgia Tech's head football coach. He coached 16 seasons, compiling a remarkable 102-29-7 (.779) record, including four unbeaten campaigns. Heisman's

original contract called for him to coach the football and baseball teams for a paltry sum of \$2,250 (less \$500 for supplies), plus 30 percent of the gate receipts.

1908

After playing its home games at Piedmont Park, Brisbane Park and briefly on The Flats, Georgia Tech played home games at Ponce de Leon Park from 1908 to 1911.



1913

Upon his hiring in 1904, John Heisman desired for Georgia Tech to play home games in an on-campus stadium. In 1905, Heisman had 300 convict laborers clear rocks, remove tree stumps and level the field. Tech first played home games on the Flats in '05. Later, John W. Grant donated \$15,000 towards the construction of the field's first permanent stands, and Grant Field was named in honor of his deceased son, Hugh Inman Grant. Tech permanently began playing its home games on Grant Field in 1913.



OCTOBER 7, 1916

The most lopsided game – Georgia Tech 222, Cumberland 0 – of all time happened in Atlanta on Oct. 7, 1916. The previous spring, Cumberland's baseball team had trounced Tech. Cumberland University was located in Lebanon, Tenn., and the Cumberland squad was actually comprised of professional players from nearby Nashville. Georgia Tech head coach John Heisman was not amused, and the Tech students and alumni howled for revenge, so Heisman offered the Bulldogs a \$500 guarantee to come to Atlanta for a football game. In the game, Tech scored 32 touchdowns, averaged 3.8 points per minute, carried the ball for 978 yards, and never threw a pass. Cumberland, since it was losing yardage faster than it was gaining real estate, began to kick the football back to the Jackets immediately after Tech kicked off to them. Amazingly, neither team made a first down in the game because Tech scored within four downs on every possession. All-American Everett Strupper led Tech with six touchdowns.



1917

The 1917 Yellow Jacket team claimed a share of Tech's first national championship. Tech went a perfect 9-0, outscoring opponents by a combined score of 491-17.

1920

William Alexander began the first of 25 years as Georgia Tech's head coach, serving from 1920-1944.

1921


Georgia Tech and 13 other schools left the Southern Intercollegiate Athletic Association to form the Southern Conference, which was housed in Atlanta.

ORIGINAL SoCon MEMBERS

- Alabama
- Auburn
- Clemson
- Georgia
- Georgia Tech
- Kentucky
- Maryland
- Mississippi State
- North Carolina
- NC State
- Tennessee
- Virginia
- Virginia Tech
- Washington & Lee

1928

Tech went a perfect 10-0, winning the Southern Conference title and a share of their second national championship. Tech allowed more than seven points just once, beating Notre Dame, Alabama, Auburn, Georgia and ultimately, California in the Rose Bowl.



JANUARY 1, 1929

The most stunning play in Rose Bowl history propelled Georgia Tech to its first bowl victory when Roy Riegels' infamous Wrong Way Run turned out right as the Ramblin' Wreck beat California, 8-7, in the 1929 Rose Bowl. Early in the second quarter, with the score tied 0-0, Tech halfback Stumpy Thomason was hit by the

GEORGIA TECH FOOTBALL TIMELINE

Golden Bears' Benny Lom. He fumbled near the Tech 35-yard line, and Riegels scooped up the bouncing ball. He got a good block from a teammate, slipped off a tackler and spun around. But something was wrong.

"Stop, Roy! You're running the wrong way," yelled Lom. Riegels thought the speedier Lom was asking for a lateral. At the 10- yard line, Lom grabbed Riegels, but Riegels shook him loose. Finally, at the one-yard line, Lom pulled Riegels down, but not before a 64-yard run into immortality. California still had the ball. On the first play, the Golden Bears attempted to punt the ball out of the end zone with Riegels snapping to Lom. However, Tech's Vance Maree blocked the punt, which rolled out of bounds for a safety. Both teams traded touchdowns in the second half, and Tech eventually prevailed, 8-7, in one of the strangest games ever played. Tech's Rose Bowl win capped a perfect 10-0 season, the first undefeated season for head coach William Alexander, and the Ramblin' Wreck captured its second national title.

DECEMBER 8-9, 1932

Georgia Tech was one of 13 schools that left the Southern Conference to form the Southeastern Conference. Tech remained in the SEC through 1963, winning or sharing five league titles.

ORIGINAL SEC MEMBERS

- Alabama
- Auburn
- Florida
- Georgia
- Georgia Tech
- Kentucky
- LSU
- Mississippi
- Mississippi State
- Tennessee
- Tulane
- University of the South (Sewanee)
- Vanderbilt

SEPTEMBER 26, 1936

The first night game in Georgia Tech football history came on Sept. 26, 1936. The Yellow Jackets trounced visiting Presbyterian, 55-0, under the lights. Ever since, Grant Field /Bobby Dodd Stadium has been considered one of the top night-game atmospheres in all of college football.

JANUARY 1, 1940

Following the 1939 season, Georgia Tech made the first of five appearances in the Orange Bowl, upsetting Missouri 21-7 on Jan. 1, 1940. Earlier that season, Tech made its first appearance in the Associated Press poll, which began in 1936.



1942

The only retired jersey in Georgia Tech's storied football history is the No. 19 worn by running back Clint Castleberry in 1942. Though just a freshman, he finished third in the Heisman Trophy voting as he led Tech to a 9-2 record, highlighted by historic victories at Notre Dame and Navy and capped by a berth in the Cotton Bowl. Just weeks later, he enlisted in the U.S. Army, and on Nov. 7, 1944, his plane disappeared.

For one fleeting season in 1942, Clint Castleberry blazed across the football field like a 'crazed jackrabbit.' Some said he could have been the greatest Tech player in history, if it weren't for World War II and a plane that disappeared off the West African coast without a trace. He flashed across the fields at Notre Dame and Navy that fall of '42, leading Georgia Tech's shocking onslaughts, while Sir Bernard Montgomery flashed across North Africa in pursuit of Erwin Rommel, and the Russians made their goal-line stand at Stalingrad.

He had played only one college football game when Notre Dame scout Wayne Milner warned coach Frank Leahy that "the most dangerous runner in America" would invade South Bend. As a freshman, he finished third in the Heisman Trophy balloting. And then he was gone.

— Ed Hinton, Atlanta Journal-Constitution

1943

The 8-3 record posted by the 1943 Tech team doesn't give justice to one of the great seasons in Yellow Jacket history. Heading into November with a 3-3 record, Tech reeled off wins over LSU, Tulane, Clemson and a 48-0 win over Georgia to win the SEC championship. A month later, the Jackets beat Tulsa in the Sugar Bowl, becoming the first team to play in all four major bowls (Sugar, Rose, Cotton, Orange).

1945

Legendary coach Bobby Dodd took over as head coach in 1945 and went on to coach 22 seasons. He compiled a record of 165-64-8 (.713). Dodd won two SEC championships and one national title. Dodd is a member of the College Football Hall of Fame as both a player and coach.



1952

Bobby Dodd's 1952 team finished a perfect 12-0, including a win over seventh-ranked and previously undefeated Ole Miss in the Sugar Bowl. Tech, which shared the national crown with Michigan State, shut out four opponents, beat sixth-ranked Duke and 12th-ranked Alabama. The 1952 team included six all-Americans: Pete Brown, Leon Hardeman, Buck Martin, Hal Miller, Bobby Moorhead and George Morris.

1951-55

From 1951-55, Tech played in five consecutive major bowls – Orange (1951), Sugar (1952, 1953, 1955) and Cotton (1954).

1956

The 1956 team was nearly perfect, going 10-1, losing only to Tennessee (6-0). Tech beat Pittsburgh in the Gator Bowl.



NOVEMBER 17, 1962


Georgia Tech beat Bear Bryant's No. 1-ranked Alabama team, 7-6.

1963

Following the 1963 season, Tech left the SEC and played as an independent until joining the ACC in 1979. Also in 1963, quarterback Billy Lothridge was first-team all-America and finished second in the Heisman Trophy voting. Lothridge also handled kicking and punting duties for the Yellow Jackets, who finished 7-3 with wins over Florida, Clemson, Tennessee, Florida State and Georgia.


1970

Eddie McAshan, the son of a Gainesville (Fla.) mortician, became the first African-American to start at quarterback for a major Southeastern university. McAshan was Tech's starter in 1970, '71 and '72.


1974

Randy Rhino was a three-time all-American (1972-74). Randy was the second of three generations of Rhinos to play at Tech. Chappell Rhino (1950-52), Danny (1974-76) and Kelley (1999-2002) all wore the Gold and White.

NOVEMBER 6, 1976

Georgia Tech, running the wishbone behind quarterback Gary Lanier, beat 11th-ranked Notre Dame, 23-14, despite not attempting a single pass.


NOVEMBER 20, 1978

With temperatures in the 20s, the wind chill at zero, and with an agitated stomach that nearly sidelined him, Georgia Tech tailback Eddie Lee Ivey made college football history on Nov. 20, 1978 at Air Force.

On 26 rushes, Ivey gained 356 yards, breaking an NCAA record, on a field that required de-snowing by a street sweeper twice before the game. Complicating Ivey's plight was his stomach. After a nifty reversal of direction, which resulted in a 73-yard TD run in the second quarter giving Tech a 14-0 lead, Ivey was on the sidelines doubled over, vomiting and in obvious pain. At halftime, Ivey had 122 yards on 12 carries. An 80- yard TD run with 6:08

left in the third quarter gave him 240 yards and broke Brent Cunningham's school record of 217 yards set in 1970. With 10:25 left, Ivey scored on a 57-yard run, giving him 309 yards and putting him within 41 yards of the NCAA record of 350 by Michigan State's Eric Allen vs. Purdue in 1971. After an Air Force drive fizzled, Ivey ran for 13 yards, then for another 13. Adding to the drama, Ivey's stomach began to churn again, to the extent he had to leave the game. His replacement, Ray Friday, shocked everyone by bolting 66 yards up the middle for his second touchdown of the day. When LB Henry Johnson intercepted a Falcon pass, Ivey had his chance. He trotted back onto the field and rushed 21 yards with his first carry, giving him the record.

1980

In 1980, Bill Curry's first season as head coach, Tech went just 1-9-1. However, the Jackets' tie (3-3) came against No. 1 Notre Dame. The following year, the Jackets went just 1-10, but the lone victory was a 24-21 win vs. fourth-ranked Alabama.

1983

Although Tech first joined the Atlantic Coast Conference in 1979, the Yellow Jackets first competed for the football championship in 1983.

1985

In 1985, Georgia Tech went 9-2-1 and beat Michigan State in the All-American Bowl – the Jackets' first bowl win in 15 years. Tech had gone the previous six years with six wins or less. The Yellow Jackets' "Black Watch" defense was led by linebacker Ted Roof.


1990

Georgia Tech moved into the Top 25 for the first time in 1990 after it beat 25th-ranked South Carolina to improve to 3-0. Two weeks later, the Jackets knocked off 15th-ranked Clemson to improve to 5-0. Tech moved into the national championship conversation in early November when Scott Sisson's field goal with seven seconds remaining gave the Yellow Jackets a memorable 41-38 win at No. 1 Virginia. Tech closed the regular season by winning on the road against rival Georgia, 41-23, setting the stage for a 45-21 win over Nebraska in the Citrus Bowl. The following day, Tech learned it shared the national title with Colorado.

1991

Georgia Tech played its first ESPN Thursday night game in 1991, beating Virginia, 24-21, at Bobby Dodd Stadium. Since 1991, the Yellow Jackets have played in the nationally-televised Thursday night game 31 times.

1995

Following the 1994 season, the interim tag was removed and George O'Leary was named Georgia Tech's head coach. O'Leary went 18-16 in his first three seasons, but went on to win at least eight games every year from 1998-2001 and played in five bowls.

1998

Georgia Tech finished 7-1 in the ACC, earning a share of the league title with Florida State. Tech finished 10-2 overall, beat Georgia (21-19) and knocked off Notre Dame in the Toyota Gator Bowl.


NOVEMBER 27, 1999

Luke Manget's field goal in overtime gave Tech an unforgettable 51-48 win over Georgia. The Jacket fans went nuts and carried Joe Hamilton on their shoulders. Following the 1999 season, Joe Hamilton finished second in the Heisman Trophy race and won the Davey O'Brien Award.

AUGUST 27, 2000

The 2000 season opener was cancelled because of a storm at Virginia Tech, but the Jackets won their final seven regular season games including a win in Athens between the hedges.

2006

As a junior, Calvin Johnson was one of college football's most dominant players. He hauled in 76 passes for a school record 1,202 yards and 15 TDs. Johnson led Tech to an ACC Coastal Division crown and he went on to be the second overall pick in the 2007 NFL draft by the Detroit Lions.

2008

The experts predicted Paul Johnson's first season to be a struggle. All Tech did was win nine games and finish tied for first in the ACC's Coastal Division. Along the way, Johnson and his spread option offense won on the road at Clemson, beat Florida State and Miami at home, then closed the regular season with a memorable 45-42 win at rival Georgia after trailing by 16 points.

2009

A remarkable month of November – wins over Mississippi State, Florida State, No. 4 Virginia Tech, Virginia and Vanderbilt – helped Tech win the ACC Coastal Division and earn a berth into the FedEx Orange Bowl. Joshua Nesbitt became the most prolific rushing quarterback in ACC history.

2013

Georgia Tech used the nation's sixth-most prolific rushing attack and an improved defense under former Yellow Jacket great, and then defensive coordinator, Ted Roof, to post a winning record and earn a bowl bid for the 17th-consecutive season. Senior Jeremiah Attaochu broke the school record with 31.5 career sacks.

**NOVEMBER 29, 2014**

In what has now been immortalized as “The Kick and The Pick” by the Georgia Tech faithful, Harrison Butker drilled a career-long 53-yard field goal on the final play of regulation to force overtime at Georgia. After Zach Laskey's go-ahead touchdown in OT, D.J. White picked off a Hutson Mason pass to seal the 30-24 win.

**DECEMBER 31, 2014**

Behind the all-around performance of game MVP Justin Thomas, the Yellow Jackets earned their first Orange Bowl victory in 63 years with a 49-34 win over No. 7 Mississippi State. Tech rushed for an Orange Bowl-record 452 yards. Georgia Tech finished the 2014 season with four games against Top 20 teams, posting a 3-1 record.

**OCTOBER 24, 2015**

Dubbed the “Miracle on Techwood Drive”, Patrick Gamble blocked Roberto Aguayo's 56-yard field goal attempt and Lance Austin raced 78 yards for the game-winning score as Georgia Tech upset No. 9 Florida State, 22-16.

2016

A 4-0 stretch run lifted Georgia Tech to a 9-4 campaign, good for a six-win turnaround from the Yellow Jackets' injury-riddled 2015 campaign. The six-win improvement was tied for the best in the nation. The Jackets' 4-0 finish began with a convincing win at No. 18 Virginia Tech and concluded with a heart-stopping triumph at Georgia (Tech's second-straight victory in Athens) and a rout over Kentucky in the TaxSlayer Bowl.

**2018**

On Nov. 28, Paul Johnson stepped down after 11 seasons and 82 victories as Georgia Tech's head coach, which made him the Yellow Jackets' winningest coach since the legendary Bobby Dodd retired following the 1966 season.

On Dec. 7, Geoff Collins was introduced as the 20th head coach in program history. An Atlanta area native, Collins came to Georgia Tech after compiling 15 wins in two seasons as head coach at Temple and leading the Owls to consecutive bowl appearances. Collins previously served two stints on the football staff at Tech, first as a graduate assistant then tight ends coach under George O'Leary (1999-2001), then as director of player personnell under Chan Gailey (2006).

MEMORABLE GAMES**THE CUMBERLAND GAME**

On Oct. 17, 1916, John Heisman's team crushed Cumberland College 222-0 in the most lopsided and highest-scoring game in college football history.

THE 1929 ROSE BOWL

Cal's Roy Riegels ran the wrong way, as Tech won 8-7 and claimed its second national championship.

1942: GEORGIA TECH 13, NOTRE DAME 6

Tech finally won at Notre Dame for the first time in eight tries, 13-6. Freshman phenom Clint Castleberry threw a touchdown pass in his only season on The Flats, before dying while piloting a plane during World War II.

1949: GEORGIA TECH 7, GEORGIA 6

The Grant Field victory that started “The Drought,” Bobby Dodd's eight-year mastery of Georgia.

1952 ORANGE BOWL**Georgia Tech 17, Baylor 14**

Pepper Rodgers' last-second field goal gave the Jackets an Orange Bowl comeback win over Baylor and an 11-0-1 season.

1952: GEORGIA TECH 7, ALABAMA 3

In the most exciting game, at that time, in Tech annals, Jackie Rudolph's “\$125,000 tackle” of Bobby Marlow helped preserve the victory, earned Tech a Sugar Bowl bid (and the \$125,000 payout) but also preserved the Jackets' 12-0 season and the Institute's third national title.

1962: GEORGIA TECH 7, ALABAMA 6

Another epic Grant Field win over Alabama, one Dodd called “my greatest victory.” Mike McNames scored Tech's only touchdown and made a game-saving tackle to upset Bear Bryant's unbeaten, No. 1 defending national champs.

1972 LIBERTY BOWL**Georgia Tech 31, Iowa State 30.**

In Memphis, backup quarterback Jim Stevens -- playing for the suspended Eddie McAshan -- threw for 157 yards and 3 TDs and was named the MVP.

1976: GEORGIA TECH 23, NOTRE DAME 14

In the “Passless Upset,” the Jackets – with freshman QB Gary Lanier running Pepper Rodgers' option to perfection – didn't throw a pass, shocking the Irish in a 23-14 win.

1978: THE EDDIE LEE IVERY GAME**Georgia Tech 42, Air Force 21.**

On the frozen tundra in Colorado Springs, Eddie Lee Ivery ran wild for 356 yards, breaking the NCAA single-game rushing record.

**1980: GEORGIA TECH 3, NOTRE DAME 3**

Bill Curry's first team as head coach of the Jackets stunned the unbeaten No. 1 Irish and nearly beat them before a late, tying field goal.

1984: GEORGIA TECH 35, GEORGIA 18

In Athens, this was Bill Curry's turnaround game for the program, one that ended a six-game losing streak to UGA.

1985 ALL-AMERICAN BOWL

In the All-American Bowl at Legion Field, Tech prevailed behind its great "Black Watch" defense and emergency starting QB Todd Rampley.

1989: GEORGIA TECH 33, GEORGIA 22

Jerry Marks ran for 207 yards to help complete a remarkable 7-4 Georgia Tech turnaround after an 0-3 start.

1990: GEORGIA TECH 21, CLEMSON 19

In one of the many thrilling, physical battles in this rivalry, this stamped Tech as a legitimate national title contender.

1990: GEORGIA TECH 41, VIRGINIA 38

In Charlottesville, in likely the most significant victory in Tech annals, the Jackets staged a phenomenal comeback against No. 1 Virginia's potent offense. Shawn Jones and William Bell led the resurgence, and Scott Sisson's field goal with 7 seconds left stunned UVA and set off a wild celebration back on The Flats.

1991 CITRUS BOWL**Georgia Tech 45, Nebraska 21**

In the Citrus Bowl in Orlando, Tech toyed with the Huskers. Behind Jones and Bell once again, the Jackets completed an 11-0-1 season and won the UPI Coaches National Championship the next day by one point in the final poll.

1998: GEORGIA TECH 41, VIRGINIA 38

In another 41-38 thriller, this one in Atlanta, Dez White caught six passes for a school record 243 yards — the last 54 coming on the game-winning catch to upset No. 6 UVA.

1998: GEORGIA TECH 21, GEORGIA 19

In Athens, Brad Chambers' 35-yard field goal in the final seconds ended a seven-game losing streak to UGA.

1999 GATOR BOWL**Georgia Tech 35, Notre Dame 28**

In the Gator Bowl in Jacksonville, Fla., White and Joe Hamilton (who threw three TD passes and caught one himself) were co-MVPs, and gave Tech its first 10-win season since 1990 and a final ranking of No. 9.

1999: GEORGIA TECH 51, GEORGIA 48 (OT)

In one of the most thrilling games in Bobby Dodd Stadium annals, Joe Hamilton's last home game was triumphant. Luke Manget's second-chance, OT field goal sent Tech fans into euphoria. Many of them carried Hamilton — who was second in the Heisman Trophy voting that season — on their shoulders and around the stadium.

2003: GEORGIA TECH 17, AUBURN 3

In the first game in newly-expanded and renovated Bobby Dodd Stadium, a sellout crowd of 55,000 roared as freshman QB Reggie Ball passed for one touchdown and set up two other scores. The crowd later stormed the field and tore down the goal posts.

2004 HUMANITARIAN BOWL**Georgia Tech 52, Tulsa 10**

In the Humanitarian Bowl in frigid Boise, Idaho, P.J. Daniels ran for an NCAA bowl-record 307 yards and four touchdowns -- despite playing little in the fourth quarter.

2004: GEORGIA TECH 28, CLEMSON 24

In another spine tingler against the Tigers, this one in Death Valley, freshman and eventual ACC Rookie of the Year Calvin Johnson caught two of his three TD receptions in the final 1:50 -- the game-winner from Ball with five seconds left.

2005: GEORGIA TECH 14, MIAMI 10

In an upset of the No. 3 Hurricanes, Tashard Choice played for the injured Daniels and was superb. As was the Tech's resolute defense.

2006: GEORGIA TECH 38, VIRGINIA TECH 27

A year after losing 51-7 in Blacksburg, Va., Tech returned, got a quick start and two first-quarter TD catches from Johnson to win, get revenge over the Hokies and seize control of the ACC's Coastal Division.

2007: GEORGIA TECH 33, NOTRE DAME 3

In South Bend, the Yellow Jackets opened the season by handling the Fighting Irish one of their most embarrassing home losses.

2008: GEORGIA TECH 31, FLORIDA STATE 28

The Yellow Jackets' first win over the Seminoles since 1975 was decided when true freshman Rashaad Reid recovered an FSU fumble in the end zone in the final minute.

2008: GEORGIA TECH 41, MIAMI 23

In Atlanta, the Yellow Jackets flexed their offensive muscle with a nationally-televised win over the 23rd-ranked Hurricanes in a "Whiteout" at Bobby Dodd Stadium.

2008: GEORGIA TECH 45, GEORGIA 42

In Athens, Paul Johnson's first Yellow Jacket team overcame a 26-12 halftime deficit to break a seven-year skid against a Bulldog team that was ranked No. 1 in the preseason. Freshman Roddy Jones ran for 214 yards.

2009: GEORGIA TECH 28, VIRGINIA TECH 23

Tech's first win at home against a top-five ranked team since 1962. The fans stormed the field and tore down the goal posts in the north end zone.

2009: GEORGIA TECH 39, CLEMSON 34

A Yellow Jacket win in the ACC Championship Game that has been vacated, but did send Tech to the FedEx Orange Bowl.

2012: GEORGIA TECH 68, NORTH CAROLINA 50

In the then-highest-scoring game in ACC history, visiting Georgia Tech produced 588 yards of total offense, including 380 rushing yards, and Jamal Golden returned a kickoff 100 yards for a touchdown.

2014: GEORGIA TECH 30, GEORGIA 24 (OT)

In one of the most thrilling games in program history, Harrison Butker drilled a career-long 53-yard field goal on the final play of regulation to force overtime. After Zach Laskey's go-ahead touchdown in OT, D.J. White picked off a Hutson Mason pass to seal the win.

2014 ORANGE BOWL**Georgia Tech 49, Mississippi State 34**

Justin Thomas was named the Orange Bowl MVP, rushing for 121 yards and three touchdowns, as Georgia Tech rushed for a bowl-record 452 yards in a 49-34 win over No. 7 Mississippi State on New Year's Eve.

2015: GEORGIA TECH 22, FLORIDA STATE 16

In one of the craziest finishes in Georgia Tech history, Patrick Gamble blocked Roberto Aguayo's 56-yard field goal attempt as time expired and Lance Austin raced 78 yards for the game-winning score to give Georgia Tech a 22-16 upset win over No. 9 Florida State in the "Miracle on Techwood Drive."

2016: GEORGIA TECH 28, GEORGIA 27

Trailing 27-14 going into the fourth quarter, the Yellow Jackets cut the deficit to six with a 94-yard touchdown drive midway through the final period. Lance Austin intercepted a pass at midfield with less than four minutes to go and Qua Searcy scored on a six-yard run with 30 seconds remaining (on a play that will go down in Tech lore as "The Leap") to seal the comeback victory.

GEORGIA TECH HEAD COACHES

Geoff Collins is the 13th full-time head coach and the 20th head coach overall in Georgia Tech football history. Prior to 1904, when John Heisman became the school's first permanent head coach, the team was "coached" by professors, interested townspeople or one of the players. Professor Ernest E. West, a Naval College graduate, directed Tech's first football team in 1892. In 1893 and '94, the squad was coached by volunteers Frank O. Spain, a Mathematics professor, and Lt. Leonard Wood (who later became famous as the colonel in command of Roosevelt's Rough Riders and as Governor General of Cuba), then stationed at Ft. McPherson in Atlanta. The rules were rather lax in those days, so Spain and Wood also played on the team. The next volunteer coach of record was R.B. "Cow" Nalley in 1898, H.T. Collier in 1899-1900, Dr. Cyrus W. Strickler in 1901 and John McKee in 1902-03.

OVERALL								CONFERENCE		POSTSEASON		
W-L-T	PCT.	HOME	PCT.	AWAY	PCT.	NEUT.	PCT.	W-L-T	PCT.	G	W-L-T	PCT.
Earnest E. West • 1892 (1 season)												
0-3	.000	0-2	.000	0-1	.000	0-0	.000					
F. O. Spain / Lt. L. Wood • 1893-94 (2 seasons)												
2-4-1	.357	1-4-1	.250	1-0	1.000	0-0	.000					
No Coach • 1896-97 (2 seasons)												
1-2-1	.375	0-0-1	.500	1-2	.333	0-0	.000					
R.B. "Cow" Nalley • 1898 (1 season)												
0-3	.000	0-0	.000	0-2	.000	0-1	.000					
H.T. Collier • 1899-1900 (2 seasons)												
0-9	.000	0-6	.000	0-3	.000	0-0	.000					
Dr. Cyrus Strickler • 1901 (1 season)												
4-0-1	.900	3-0	1.000	0-0-1	.500	1-0	1.000					
John McKee • 1902-03 (2 seasons)												
2-11-2	.200	1-9-1	.136	1-2-1	.375	0-0	.000					
John Heisman • 1904-19 (16 seasons)												
102-29-7	.764	88-24-7	.769	14-5	.737	0-0	.000					
William Alexander • 1920-44 (25 seasons)												
134-95-15	.580	114-48-10	.692	16-44-5	.277	4-3	.571	74-54-15	.569			
Bobby Dodd • 1945-66 (22 seasons)												
165-64-8	.713	105-29-5	.773	50-31-3	.613	10-4	.714	82-39-4	.674	13	9-4	.692
Bud Carson • 1967-71 (5 seasons)												
27-27	.500	21-13	.618	5-13	.278	1-1	.500			2	1-1	.500
Bill Fulcher • 1972-73 (2 seasons)												
12-10-1	.543	9-4-1	.679	1-6	.143	2-0	1.000			1	1-0	1.000
Pepper Rodgers • 1974-79 (6 seasons)												
34-31-2	.522	27-13-1	.671	7-17-1	.300	0-1	.000			1	0-1	.000
Bill Curry • 1980-86 (7 seasons)												
31-43-4	.423	19-21-2	.476	11-22-2	.343	1-0	1.000	13-8-1	.614	1	1-0	1.000
Bobby Ross • 1987-91 (5 seasons)												
31-26-1	.543	22-10	.688	7-15-1	.326	2-1	.667	15-18-1	.456	2	2-0	1.000
Bill Lewis • 1992-94 (3 seasons)												
11-19	.367	8-9	.471	3-10	.231	0-0	.000	7-15	.318	0	0-0	.000
George O'Leary* • 1994-2001 (7 seasons)												
52-33	.612	29-13	.690	20-18	.527	3-2	.600	36-24	.600	5	2-2	.500
Mac McWhorter^												
1-0	1.000										1-0	1.000
Chan Gailey • 2002-07 (6 seasons)												
44-32	.571	25-13	.658	17-15	.531	2-4	.333	28-20	.583	6	2-3	.400
Jon Tenuta^												
0-1	.000										0-1	.000
Paul Johnson • 2008-18 (11 seasons)												
82-60	.577	51-21	.708	27-30	.474	4-9	.308	51-37	.580	9	3-6	.333
Geoff Collins • 2019-Pres. (1 season)												
3-9	.250	2-5	.286	1-4	.200	0-0	.000	2-6	.250			

* O'Leary was named interim head coach on Nov. 7, 1994 with three games remaining in the season and was permanently named head coach on Nov. 28, 1994.

^ McWhorter was interim head coach for the 2001 Seattle Bowl; Tenuta was interim head coach for the 2007 Humanitarian Bowl.

HALL OF FAME HEAD COACHES



JOHN HEISMAN 1904-1919

- College Football Hall of Fame (inducted 1954)
- 102-27-7 in 16 seasons at Georgia Tech
- Georgia Tech's first full-time head coach
- The first paid coach in the country with a salary of \$2,250 plus 30 percent of the gate
- Led Georgia Tech to its first national title in 1917 with a 9-0 record
- Coached the most-lopsided game in history in Georgia Tech's 222-0 thrashing of Cumberland in 1916
- Served as director of athletics for the Downtown Athletic Club in New York from 1926-36



WILLIAM ALEXANDER 1920-1944

- Member of College Football Hall of Fame (inducted 1951)
- Led Tech to 1928 national title, which was capped by a victory in the 1929 Rose Bowl
- Guided Tech to eight conference titles and coached eight all-America players
- 1942 National Coach of the Year (AFCA)
- Spent entire career at Georgia Tech, also serving as an assistant coach (1912-19) and A.D. (1920-50)



BOBBY DODD 1945-1966

- Member of College Football Hall of Fame as a player (inducted in 1959) and as a coach (inducted in 1993)
- Guided Georgia Tech to a 31-game winning streak from 1951-53, including a 12-0 season and national title in 1952
- Posted a 9-4 record in bowl games, including eight-straight wins
- Enjoyed a 57-year career at Tech as assistant coach (1931-44), head coach, athletics director (1950-76) and alumni association consultant until his death at age 79 on June 21, 1988

ASSISTANT COACHES

John Anselmo	1995-97	Defensive Backs	Bryan Cook	2013-16	Quarterbacks / B-Backs
Warner Alford	1968	Junior Varsity Team	Romeo Crennel	1980	Defensive Line
	1969-70	Defense	Danny Crossman	1999-00	Defensive Ends / Special Teams
Brian Baker	1987-94	Outside Linebackers		2001	Defensive Backs / Special Teams
	1995	Defensive Coordinator / Outside LBs	Gary Crowton	1994	Co-Offensive Coordinator / QBs
George Barclay	1967	Defense	Bill Crutchfield	1968-69	Offensive Coordinator
Marvin Bass	1960	Defensive Coordinator	Bob Cummings	1957-58	B-Team Coach
Maxie Baughan	1972	Defensive Coordinator	Bill Curry	1976	Offensive Line
	1973	Assistant Head Coach / Linebackers	Joe D'Alessandris	2002-07	Offensive Line
John Bell	1954-56	Freshman Coach	Arthur Davis	1961-62	Head Freshman Coach
	1959	Head Freshman Coach	Mike Dean	1980-82	Defensive Backs
	1960-65	Offense	Kerry Dixon	2019-pres.	Wide Receivers
Richard Bell	1964-67	Defense	Rex Dockery	1972	Offensive Line
Buddy Bennett	1973	Defensive Backs	Bobby Dodd	1931-44	Assistant Coach
Jess Berry	1960-67	B-Team Coach	Dan Dorazio	1982-83	Offensive Line
Dick Bestwick	1967	Offensive Coordinator / Offensive Line	Randy Edsall	1998	Defensive Coordinator / Def. Backs
	1968	Defensive Coordinator / Linebackers	Ray Ellis	1945	Line Coach
	1969-71	Asst. Head Coach / Freshman Coach		1946-49	Assistant Head Coach
	1972-73	Freshman / Junior Varsity Coach	Ed Emory	1978-79	Defensive Line
	1974-75	Offensive Line	Jon Fabris	1980	Assistant Defensive Coach
Ken Blair	1974-75	Defensive Coordinator	Dave Fagg	1974	Offensive Coordinator
	1976	Offensive Ends		1975	Assistant Defensive Coach
	1977-79	Outside Linebackers		1976-78	Quarterbacks
	1980-81	Defensive Coordinator	Paul Ferraro	1999-2000	Defensive Backs
Brian Bohannon	2008-12	Quarterbacks / B-backs	Dub Fesperman	1966	Defense
John Bond	2007	Offensive Coordinator		1967	Defensive Coordinator
Bob Bossons	1951	Head Freshman Coach	Jack Fligg	1964-65	Head Freshman Coach
	1952-56	Head B-Team Coach		1984-86	Offensive Line / Tackles/Tight Ends
Dave Braine	1974-75	Assistant Defensive Coach	Bobby Franklin	1967	Freshman Coach
Chuck Bresnahan	1989-91	Inside Linebackers	Robbie Franklin	1973-75	Offensive Line
Franklin Brooks	1972	Assistant Defensive Coach	Ralph Friedgen	1987-91	Offensive Coordinator / Quarterbacks
	1973-74	Assistant Offensive Coach		1997-2000	Offensive Coordinator / Quarterbacks
	1975	Assistant Defensive Coach	Bill Fulcher	1963	Freshman Coach
	1976	Assistant Offensive Coach		1966	Defense
Frank Broyles	1951-56	Backfield Coach / Head Off. Coach		1967	Freshman Coach
Samuel Burke	1970	Freshman Coach		1969	Offense
Rusty Burns	1992-93	Quarterbacks	Marty Galbraith	1992-93	Tackles / Tight Ends
	1994	Wide Receivers	Buddy Geis	2003	Passing Game Coordinator / Receivers
Nathan Burton	2019-pres.	Co-Defensive Coordinator / Safeties		2004-07	Assistant Head Coach / Receivers
Craig Candeto	2017-18	Quarterbacks / B-Backs	Jerry Glanville	1968	Freshman Coach
Jim Carlen	1958-60	Freshman Coach		1969-74	Defense
	1961-65	Defense	Cary Godette	1992-93	Defensive Line
Chris Carpenter	1969-71	Offense	Billy Goodloe	1959-66	Assistant Coach
Bud Carson	1966	Defensive Coordinator	Ray Graves	1947-56	Head Line Coach
Bud Casey	1972-73	Receivers		1957-59	Assistant Head Coach
	1974	Defensive Coordinator	Al Groh	2010-12	Defensive Coordinator
	1975	Offensive Coordinator	Jack Griffin	1954-56	Offensive Ends
	1976-77	Running Backs		1957-66	Offensive Coordinator
Craig Cason	1994	Tight Ends / Special Teams		1967-71	Offensive Assistant / Asst. Head Coach
Mike Cassity	1992-93	Defensive Coordinator / Def. Backs	Johnny Griffith	1964-66	B-Team
Bob Casullo	1995-97	Running Backs / Special Teams	Al Guy	1976	Defensive Backs
	1998	Special Teams / Defensive Ends	John Guy	1981-82	Defensive Line
Russell Charles	1975-76	Assistant Offensive Coach		1983-84	Outside Linebackers
Tashard Choice	2019-pres.	Running Backs / Offensive Recruiting Coordinator		1985-86	Defensive Ends
Andy Christoff	1986	Defensive Backs	H.B. "Bo" Hagan	1951	Assistant Freshman Coach
Ron Cobb	1976-77	Defensive Line		1952-53	Head Freshman Coach
Arthur Coleman	1952-60	Defensive Ends / Outside Linebackers	Brick Haley	2002-03	Linebackers
Marco Coleman	2019-pres.	Defensive Ends / Outside Linebackers	Les Hanly	1978-79	Offensive Line
Geoff Collins	2001	Tight Ends	Tim Harkness	1983	Tight Ends/Receivers
Keith Colson	1983	Wide Receivers	Mark Hendrickson	1985-86	Receivers / Junior Varsity Coach
	1984-85	Defensive Backs		1987-91	Tight Ends / Special Teams
	1986	Rovers & Bandits	Jim Higdon	1974	Assistant
			Stan Hixon	1995-99	Wide Receivers
			Jeff Hollis	1982	Offensive Line
			Jeep Hunter	2006-07	Tight Ends



Mark Hunter	1980-81	Offensive Line
Willie Hunter	1977	Offensive Line
Dave Huxtable	1992-95	Inside Linebackers
	1996-97	Defensive Coordinator / ILBs
Richard Inman	1957-58	B-Team Coach
	1959-65	Defense
Brian Jean-Mary	2004-09	Linebackers
Richard Jones	1948	Head Freshman Coach
	1950-51	Assistant Line Coach
Bill Jordan	1950	End Coach
Dwight Keith	1942	Freshman Coach
	1945-50	Backfield
	1951	B-Team Coach
David Kelly	2000-01	Wide Receivers
Charles Kelly	2006	Wide Receivers
	2007	Special Teams
	2008-09	Cornerbacks
	2010-12	Defensive Backs
Brent Key	2019-pres.	Asst. Head Coach / Run Game Coordinator / Offensive Line
Larry Knight	2019-pres.	Defensive Line / Defensive Recruiting Coordinator
James Landrum	1956-67	Recruiting
Rick Lantz	1982-83	Defensive Coordinator
Al Lavan	1977	Receivers
	1978	Running Backs
Lamar Leachman	1968	Offense
	1969-70	Defense
	1971	Defensive Coordinator
Bill Lewis	1971-72	Defensive Backs
Don Lindsey	1984-86	Defensive Coord. / Asst. Head Coach
Jim Luck	1955-73	Assistant B-Team Coach
Sam Lyle	1951-53	Assistant Coach
George Manning	1947	Assistant B-Team Coach
	1948	Line
Doug Marrone	1995	Football Operations
	1996	Tight Ends
	1997-99	Offensive Line
Roy McArthur	1934-41	B-Team Coach
	1947-50	B-Team Coach
Peter McCarty	2001	Defensive Tackles
Andy McCollum	2010-12	Defensive Line / Recruiting Coordinator
	2013-15	Inside Linebackers / Recruiting Coord.
	2016-17	Safeties / Recruiting Coordinator
	2018	Inside Linebackers
Jeff McLean	1980-81	Running Backs
Bill McCullough	1975-79	Strength Coach
John McKenna	1966	Freshman Coach
Mac McWhorter	1980	Wide Receivers
	1981-84	Offensive Line
	1985-86	Assistant Head Coach / Operations
	2000	Offensive Line
	2001	Offensive Line / Assistant Head Coach
	2001	Interim Head Coach
Bob Miller	1941	Assistant B-Team Coach
	1942-45	Line
	1946-55	Assistant B-Team Coach
John Misciagna	1989	Tight Ends
Curtis Modkins	2002	Defensive Backs
	2003-07	Running Backs
Jeff Monken	2008-09	A-Backs / Special Teams
Tom Moore	1970-71	Offense
Larry New	1983-86	Defensive Line
	1995-97	Defensive Line / Assistant Head Coach

Patrick Nix	2002	Running Backs / Recruiting Coordinator
	2003	Running Game Coordinator / QBs
	2004-06	Offensive Coordinator / Quarterbacks
Greg Nord	1992-94	Running Backs
Bill O'Brien	1998	Running Backs
	1999-2000	Running Backs / Recruiting Coordinator
	2001-02	Offensive Coordinator
George O'Leary	1987-91, '94	Defensive Coordinator / Defensive Line
Steve Ortmayer	1974	Offense
Lamar Owens	2010-15	A-Backs
	2016-18	A-Backs / Special Teams Coordinator
Bill Pace	1973	Offensive Coordinator
Dwain Painter	1982-86	Offensive Coordinator
Dave Patenaude	2019-pres.	Offensive Coordinator / Quarterbacks
Mike Pelton	2013-17	Defensive Line
Joe Pittard	1943-70	Assistant B-Team / Freshman Coach
Joe Popp	N/A	
Al "Buzz" Preston	2008-18	Wide Receivers
Jeff Popovich	2019-pres.	Cornerbacks / Defensive Special Teams Coordinator
Chuck Priefer	1987-91	Defensive Backs
Tommy Raye	2002	Special Teams
Floyd Reese	1974	Defense
Jerome Riase	2018	Defensive Line
Charlie Rizzo	1987-88	Inside Linebackers
Jimmy Robinson	1987-89	Wide Receivers
Tommie Robinson	2002	Wide Receivers
	2003-05	Tight Ends
Ted Roof	1998	Linebackers
	1999-2001	Defensive Coordinator / Linebackers
	2013-15	Def. Coordinator / Outside Linebackers
	2016-17	Defensive Coordinator / Linebackers
Brad Roper	1980-81	Tight Ends
Ray Rychleski	2014-15	Special Teams Coord. / Co-Off. Line
Bob Sanders	1978	Defensive Line
Rip Scherer	1980	Quarterbacks
	1981	Offensive Coordinator
	1982-83	Running Backs
	1984	Assistant Head Coach – Operations
	1986	Assistant Head Coach – Offense
Mike Sewak	2008-11	Co-Offensive Line
	2012-18	Offensive Line
Steve Shankweiler	1992-94	Offensive Coordinator / OL
Steve Sloan	1972	Offensive Coordinator
Danny Smith	1987-91	Running Backs
	1992-93	Assistant Head Coach / Wide Receivers
	1994	Assistant Head Coach / Defensive
Backs		
Giff Smith	2004-05	Defensive Line
	2006-09	Defensive Line / Recruiting Coordinator
Rick Smith	1977	JV Coach / Assistant Defensive Coach
	1982-85	Defensive Backs
Joe Speed	2010-12	Inside Linebackers
	2013-15	Defensive Backs
	2016-18	Cornerbacks
Glenn Spencer	2001	Running Backs
	2002-03	Defensive Line
Todd Spencer	2008-11	Co-Offensive Line
Steve Spurrier	1979	Quarterbacks
Dave Sollazzo	1999-2000	Defensive Line
Terry Strock	1990-91	Wide Receivers
Eric Taggart	1976	JV Coach

ASSISTANT COACHES

Charlie Tate	1957-58	Freshman Coach
	1959-60	Offense
	1961-63	Defensive Coordinator
Jon Tenuta	2002	Defensive Coordinator
	2003-05	Defensive Coordinator / Def. Backs
	2006-07	Associate Head Coach /
		Defensive Coordinator / Def. Backs
Bob Thalman	1967-68	Defense
Andrew Thacker 2019-pres. Defensive Coordinator / Linebackers		
Lance Thompson	1995	Tight Ends / Recruiting Coordinator
	1996-97	Defensive Ends / Recruiting Coordinator
	1998	Defensive Line / Recruiting Coordinator
	2001	Defensive Ends / Recruiting Coordinator
Larry Travis	1977	Offensive Line
	1978-80	Offensive Coordinator / Offensive Line
Terry Tuley	1978-79	Receivers
	1980	Running Backs
	1981	Receivers
A.G. "Whitey" Urban	1951-59	Offensive Line
Norm Van Brocklin	1979	Running Backs
Dave Walkosky	2012-13	Special Teams Coordinator
Pat Watson	1987-91	Offensive Line
	1995-96	Offensive Coordinator / Offensive Line
Ron West	2016-18	Co-Offensive Line
Jack Westbrook	1977	Defensive Backs
	1978-79	Defensive Coordinator / Def. Backs
Chris Wiesehan 2019-pres. Tight Ends / Offensive Special Teams Coordinator		
Eric Wilcox	1970	Freshman Coach
Bob Williams	1972-73	Defensive Line
Jack Williams	1972-73	Running Backs
Billy Williamson	1968-71	Defense
Barry Wilson	1977-82	Inside Linebackers
David Wilson	2002	Football Operations
	2003-05	Special Teams / Recruiting Coordinator
Eddie Wilson	1995-96	Quarterbacks
	1997-2000	Tight Ends
Chip Wisdom	1985-86	Running Backs
Carl Wise	1957-58	Offensive Backfield
Dave Wommack	2008-09	Defensive Coordinator
Shiel Wood	2018	Safeties Coach
Lewis Woodruff	1947-50	Freshman Coach
	1951-60	Defensive Backfield
	1961-67	Offensive Backfield
Nate Woody	2018	Defensive Coordinator



YEAR	COACH	CONFERENCE	OVERALL RECORD				CONFERENCE RECORD			
			W-L	H	A	N	W-L	FINISH	H	A
1892	Earnest E. West	No Affiliation	0-3	0-2	0-1	0-0				
1893	F.O. Spain / Lt. L. Wood	No Affiliation	2-1-1	1-1-1	1-0	0-0				
1894	F.O. Spain / Lt. L. Wood	No Affiliation	0-3	0-3	0-0	0-0				
1895	No Team									
1896	No Coach	No Affiliation	1-1-0	0-0-1	1-1	0-0				
1897	No Coach	No Affiliation	0-1	0-0	0-1	0-0				
1898	R.B. "Cow" Nalley	No Affiliation	0-3	0-0	0-2	0-1				
1899	H.T. Collier	No Affiliation	0-5	0-2	0-3	0-0				
1900	H.T. Collier	No Affiliation	0-4	0-4	0-0	0-0				
1901	Dr. Cyrus Strickler	No Affiliation	4-0-1	3-0	0-0-1	1-0				
1902	John McKee	No Affiliation	0-6-2	0-5-1	0-1-1	0-0				
1903	John McKee	No Affiliation	2-5	1-4	1-1	0-0				
1904	John Heisman	No Affiliation	8-1-1	8-0-1	0-1	0-0				
1905	John Heisman	No Affiliation	6-0-1	6-0-1	0-0	0-0				
1906	John Heisman	No Affiliation	5-3-1	5-3-1	0-0	0-0				
1907	John Heisman	No Affiliation	4-4	4-3	0-1	0-0				
1908	John Heisman	No Affiliation	6-3	5-3	1-0	0-0				
1909	John Heisman	No Affiliation	7-2	5-2	2-0	0-0				
1910	John Heisman	No Affiliation	5-3	4-3	1-0	0-0				
1911	John Heisman	No Affiliation	6-2-1	5-2-1	1-0	0-0				
1912	John Heisman	No Affiliation	5-3-1	2-3-1	3-0	0-0				
1913	John Heisman	No Affiliation	7-2	4-2	3-0	0-0				
1914	John Heisman	No Affiliation	6-2	6-1	0-1	0-0				
1915	John Heisman	No Affiliation	7-0-1	6-0-1	1-0	0-0				
1916	John Heisman	SIAA	8-0-1	7-0-1	1-0	0-0				
1917	John Heisman	SIAA	9-0	8-0	1-0	0-0				
1918	John Heisman	SIAA	6-1	6-0	0-1	0-0				
1919	John Heisman	SIAA	7-3	7-2	0-1	0-0				
1920	William Alexander	SIAA	8-1	7-0	1-1	0-0				
1921	William Alexander	SIAA	8-1	8-0	0-0	0-1				
1922	William Alexander	Southern	7-2	7-1	0-1	0-0	4-0			
1923	William Alexander	Southern	3-2-4	3-0-4	0-2	0-0	1-0-4			
1924	William Alexander	Southern	5-3-1	5-2-1	0-1	0-0	3-2-1			
1925	William Alexander	Southern	6-2-1	4-2-1	1-0	1-0	4-1-1			
1926	William Alexander	Southern	4-5	4-4	0-1	0-0	4-3			
1927	William Alexander	Southern	8-1-1	8-0	0-1-1	0-0	7-0-1			
1928	William Alexander	Southern	10-0	7-0	2-0	1-0	7-0	1st		
1929	William Alexander	Southern	3-6	3-3	0-3	0-0	3-5			
1930	William Alexander	Southern	2-6-1	2-4	0-2-1	0-0	2-4-1			
1931	William Alexander	Southern	2-7-1	2-4	0-3-1	0-0	2-4-1			
1932	William Alexander	Southern	4-5-1	2-3-1	2-2	0-0	4-4-1			
1933	William Alexander	SEC	5-5	4-4	1-1	0-0	2-5	11th		
1934	William Alexander	SEC	1-9	1-4	0-5	0-0	0-6	11th		
1935	William Alexander	SEC	5-5	5-2	0-3	0-0	3-4	8th		
1936	William Alexander	SEC	5-5-1	5-3	0-2-1	0-0	3-3-1	t6th		
1937	William Alexander	SEC	6-3-1	4-2-1	2-1	0-0	3-2-1	6th		
1938	William Alexander	SEC	3-4-3	3-1-2	0-3-1	0-0	2-1-3	5th		
1939	William Alexander	SEC	8-2	5-1	2-1	1-0	6-0	t1st		
1940	William Alexander	SEC	3-7	3-3	0-4	0-0	1-5	12th		
1941	William Alexander	SEC	3-6	3-3	0-3	0-0	2-4	9th		
1942	William Alexander	SEC	9-2	6-0	3-1	0-1	4-1	t2nd		
1943	William Alexander	SEC	8-3	6-1	1-2	1-0	3-0	1st		
1944	William Alexander	SEC	8-3	7-1	1-1	0-1	4-0	1st		
1945	Bobby Dodd	SEC	4-6	2-5	2-1	0-0	2-2	t5th		
1946	Bobby Dodd	SEC	9-2	6-0	2-2	1-0	4-2	4th		
1947	Bobby Dodd	SEC	10-1	7-0	2-1	1-0	4-1	2nd		
1948	Bobby Dodd	SEC	7-3	5-2	2-1	0-0	4-3	5th		
1949	Bobby Dodd	SEC	7-3	6-1	1-2	0-0	5-2	4th		
1950	Bobby Dodd	SEC	5-6	3-4	2-2	0-0	4-2	5th		

YEAR	BOWL / CONFERENCE TITLE / NATIONAL TITLE
1892	
1893	
1894	
1895	
1896	
1897	
1898	
1899	
1900	
1901	
1902	
1903	
1904	
1905	
1906	
1907	
1908	
1909	
1910	
1911	
1912	
1913	
1914	
1915	
1916	SIAA Champion
1917	SIAA Champion National Champion
1918	SIAA Co-Champion
1919	
1920	SIAA Co-Champion
1921	SIAA Co-Champion
1922	Southern Co-Champion
1923	
1924	
1925	
1926	
1927	Southern Co-Champion
1928	Southern Champion Rose Bowl National Co-Champion
1929	
1930	
1931	
1932	
1933	
1934	
1935	
1936	
1937	
1938	
1939	SEC Co-Champion Orange Bowl
1940	
1941	
1942	Cotton Bowl
1943	SEC Champion Sugar Bowl
1944	SEC Champion Orange Bowl
1945	
1946	Oil Bowl
1947	Orange Bowl
1948	
1949	
1950	



YEAR	COACH	CONFERENCE	OVERALL RECORD				CONFERENCE RECORD			
			W-L	H	A	N	W-L	FINISH	H	A
1951	Bobby Dodd	SEC	11-0-1	6-0-1	4-0	1-0	7-0	1st		
1952	Bobby Dodd	SEC	12-0	8-0	3-0	1-0	6-0	1st		
1953	Bobby Dodd	SEC	9-2-1	6-0	2-2-1	1-0	4-1-1	2nd		
1954	Bobby Dodd	SEC	8-3	5-2	2-1	1-0	6-2	2nd		
1955	Bobby Dodd	SEC	9-1-1	5-1	3-0-1	1-0	4-1-1	3rd		
1956	Bobby Dodd	SEC	10-1	4-1	5-0	1-0	7-1	2nd		
1957	Bobby Dodd	SEC	4-4-2	2-2-2	2-2	0-0	3-4-1	8th		
1958	Bobby Dodd	SEC	5-4-1	4-1-1	1-3	0-0	2-3-1	t8th		
1959	Bobby Dodd	SEC	6-5	2-3	4-1	0-1	3-3	7th		
1960	Bobby Dodd	SEC	5-5	4-1	1-4	0-0	4-4	7th		
1961	Bobby Dodd	SEC	7-4	5-0	2-3	0-1	4-3	t4th		
1962	Bobby Dodd	SEC	7-3-1	4-1-1	3-1	0-1	5-2	4th		
1963	Bobby Dodd	SEC	7-3	5-1	2-2	0-0	4-3	6th		
1964	Bobby Dodd	Independent	7-3	4-2	2-1	1-0				
1965	Bobby Dodd	Independent	7-3-1	5-2	1-1-1	1-0				
1966	Bobby Dodd	Independent	9-2	7-0	2-1	0-1				
1967	Bud Carson	Independent	4-6	3-3	1-3	0-0				
1968	Bud Carson	Independent	4-6	3-3	1-3	0-0				
1969	Bud Carson	Independent	4-6	4-3	0-3	0-0				
1970	Bud Carson	Independent	9-3	6-1	2-2	1-0				
1971	Bud Carson	Independent	6-6	5-3	1-2	0-1				
1972	Bill Fulcher	Independent	7-4-1	5-1-1	1-3	1-0				
1973	Bill Fulcher	Independent	5-6	4-3	0-3	1-0				
1974	Pepper Rodgers	Independent	6-5	5-2	1-3	0-0				
1975	Pepper Rodgers	Independent	7-4	6-2	1-2	0-0				
1976	Pepper Rodgers	Independent	4-6-1	3-3-1	1-3	0-0				
1977	Pepper Rodgers	Independent	6-5	4-2	2-3	0-0				
1978	Pepper Rodgers	Independent	7-5	5-2	2-2	0-1				
1979	Pepper Rodgers	ACC#	4-6-1	4-2	0-4-1	0-0				
1980	Bill Curry	ACC#	1-9-1	1-4-1	0-5	0-0				
1981	Bill Curry	ACC#	1-10	0-6	1-4	0-0				
1982	Bill Curry	ACC#	6-5	3-2	3-3	0-0				
1983	Bill Curry	ACC#	3-8	2-4	1-4	0-0	3-2	3rd	2-1	1-1
1984	Bill Curry	ACC	6-4-1	4-2	2-2-1	0-0	2-2-1	5th	1-1	1-1-1
1985	Bill Curry	ACC	9-2-1	5-2	3-0-1	1-0	5-1	2nd	2-1	3-0
1986	Bill Curry	ACC	5-5-1	4-1-1	1-4	0-0	3-3	4th	2-1	1-2
1987	Bobby Ross	ACC	2-9	2-5	0-4	0-0	0-6	8th	0-3	0-3
1988	Bobby Ross	ACC	3-8	3-3	0-5	0-0	0-7	8th	0-3	0-4
1989	Bobby Ross	ACC	7-4	6-1	1-3	0-0	4-3	t4th	3-1	1-2
1990	Bobby Ross	ACC	11-0-1	6-0	4-0-1	1-0	6-0-1	1st	3-0	3-0-1
1991	Bobby Ross	ACC	8-5	5-1	2-3	1-1	5-2	t2nd	4-0	1-2
1992	Bill Lewis	ACC	5-6	4-2	1-4	0-0	4-4	t4th	3-2	1-2
1993	Bill Lewis	ACC	5-6	3-3	2-3	0-0	3-5	6th	1-2	2-3
1994 ¹	Bill Lewis	ACC	1-10	1-5	0-5	0-0	0-8	9th	0-4	0-4
1995	George O'Leary	ACC	6-5	4-2	2-3	0-0	5-3	4th	3-1	2-2
1996	George O'Leary	ACC	5-6	4-2	1-4	0-0	4-4	5th	3-1	1-3
1997	George O'Leary	ACC	7-5	3-2	3-3	1-0	5-3	t3rd	3-1	2-2
1998	George O'Leary	ACC	10-2	4-2	5-0	1-0	7-1	t1st	3-1	4-0
1999	George O'Leary	ACC	8-4	6-0	2-3	0-1	5-3	t2nd	4-0	1-3
2000	George O'Leary	ACC	9-3	5-1	4-1	0-1	6-2	t2nd	3-1	3-1
2001 ²	George O'Leary	ACC	8-5	3-3	3-2	2-0	4-4	t4th	2-2	2-2
2002	Chan Gailey	ACC	7-6	4-2	3-3	0-1	4-4	5th	2-2	2-2
2003	Chan Gailey	ACC	7-6	4-2	2-4	1-0	4-4	4th	3-1	1-3
2004	Chan Gailey	ACC	7-5	3-3	3-2	1-0	4-4	t6th	1-3	3-1
2005	Chan Gailey	ACC	7-5	4-2	3-2	0-1	5-3	3rd, Coastal	3-1	2-2
2006	Chan Gailey	ACC	9-5	6-1	3-2	0-2	7-1	1st, Coastal	4-0	3-1
2007	Chan Gailey	ACC	7-6	4-3	3-2	0-1	4-4	3rd, Coastal	2-2	2-2
2008	Paul Johnson	ACC	9-4	6-1	3-2	0-2	5-3	t1st, Coastal	3-1	2-2
2009	Paul Johnson	ACC	10-3%	5-1	5-1	0-1	7-1	t1st, Coastal	4-0	3-1

YEAR	BOWL / CONFERENCE TITLE / NATIONAL TITLE
1951	SEC Champion Orange Bowl
1952	SEC Champion Sugar Bowl National Co-Champion
1953	Sugar Bowl
1954	Cotton Bowl
1955	Sugar Bowl
1956	Gator Bowl
1957	
1958	
1959	Gator Bowl
1960	
1961	Gator Bowl
1962	Bluebonnet Bowl
1963	
1964	
1965	Gator Bowl
1966	Orange Bowl
1967	
1968	
1969	
1970	Sun Bowl
1971	Peach Bowl
1972	Liberty Bowl
1973	
1974	
1975	
1976	
1977	
1978	Peach Bowl
1979	
1980	
1981	
1982	
1983	
1984	
1985	All-American Bowl
1986	
1987	
1988	
1989	
1990	ACC Champion Citrus Bowl National Champion
1991	Aloha Bowl
1992	
1993	
1994	
1995	
1996	
1997	Carquest Bowl
1998	ACC Co-Champion Gator Bowl
1999	Gator Bowl
2000	Peach Bowl
2001	Seattle Bowl
2002	Silicon Valley Classic
2003	Humanitarian Bowl
2004	Champs Sports Bowl
2005	Emerald Bowl
2006	ACC Coastal Division Champion Gator Bowl
2007 ³	Humanitarian Bowl
2008	Chick-fil-A Bowl
2009	ACC Coastal Division Champion Orange Bowl



YEAR	COACH	CONFERENCE	OVERALL RECORD				CONFERENCE RECORD			
			W-L	H	A	N	W-L	FINISH	H	A
2010	Paul Johnson	ACC	6-7	4-2	2-4	0-1	4-4	13rd, Coastal	2-2	2-2
2011	Paul Johnson	ACC	8-5	5-2	3-2	0-1	5-3	12nd, Coastal	3-1	2-2
2012	Paul Johnson	ACC	7-7	4-3	2-3	1-1	5-3	11st, Coastal	3-1	2-2
2013	Paul Johnson	ACC	7-6	5-2	2-3	0-1	5-3	12nd, Coastal	3-1	2-2
2014	Paul Johnson	ACC	11-3	5-1	5-1	1-1	6-2	1st, Coastal	3-1	3-1
2015	Paul Johnson	ACC	3-9	3-4	0-5	0-0	1-7	7th, Coastal	1-3	0-4
2016	Paul Johnson	ACC	9-4	5-2	2-2	2-0	4-4	5th, Coastal	2-2	2-2
2017	Paul Johnson	ACC	5-6	5-1	0-4	0-1	4-4	3rd, Coastal	4-0	0-4
2018	Paul Johnson	ACC	7-6	4-2	3-3	0-1	5-3	2nd, Coastal	2-2	3-1
2019	Geoff Collins	ACC	3-9	2-5	1-4	0-0	2-6	7th, Coastal	1-3	1-3

NOTES

- # – Georgia Tech joined the ACC in 1979 and became eligible for ACC championship in 1983
- % – Georgia Tech vacated win in 2009 ACC Championship Game due to NCAA sanctions
- 1 – George O’Leary served as interim head coach for final three games
- 2 – Mac McWhorter served as interim head coach for the Seattle Bowl
- 3 – Jon Tenuta served as interim head coach for the Humanitarian Bowl

YEARS	OVERALL RECORD								
	G	W-L-T	PCT	H	PCT	A	PCT	N	PCT
1892-1899	22	3-17-2	.182	1-8-2	.182	2-8	.200	0-1	.000
1900-1909	76	42-28-6	.592	37-24-4	.600	4-4-2	.500	1-0	1.000
1910-1919	86	66-16-4	.761	55-13-4	.792	11-3	.786	0-0	.000
1920-1929	92	62-23-7	.712	56-12-6	.797	4-10-1	.300	2-1	.667
1930-1939	100	41-51-8	.450	33-28-4	.538	7-23-4	.265	1-0	1.000
1940-1949	104	68-36	.654	51-16	.761	14-18	.438	3-2	.600
1950-1959	111	79-26-6	.739	45-14-4	.746	28-11-2	.707	6-6	.857
1960-1969	104	61-41-2	.596	44-16-1	.729	15-22-1	.408	2-3	.400
1970-1979	114	61-50-3	.548	47-21-2	.686	11-27-1	.295	3-2	.600
1980-1989	111	43-64-4	.405	30-30-2	.500	12-34-2	.271	1-0	1.000
1990-1999	116	66-49-1	.573	40-19	.678	22-28-1	.441	4-2	.667
2000-2009	128	80-48	.625	44-19	.698	32-21	.604	4-8	.333
2010-present	138	66-62	.516	42-24	.636	20-31	.392	4-7	.364

BOWL / CONFERENCE TITLE / NATIONAL TITLE	
YEAR	
2010	Independence Bowl
2011	Sun Bowl
2012	ACC Coastal Division Champion Sun Bowl
2013	Music City Bowl
2014	ACC Coastal Division Champion Orange Bowl
2015	
2016	TaxSlayer Bowl Champion
2017	
2018	Quick Lane Bowl
2019	

YEARS	CONFERENCE RECORD							BOWL RECORD		
	G	W-L	PCT	H	PCT	A	PCT	G	W-L	PCT
1892-1899										
1900-1909										
1910-1919										
1920-1929	51	33-11-7	.716					1	1-0	1.000
1930-1939	68	27-33-8	.456					1	1-0	1.000
1940-1949	53	33-20	.623					5	3-2	.600
1950-1959	67	46-17-4	.716					7	6-1	.857
1960-1969	29	17-12	.586					4	1-3	.250
1970-1979								4	2-2	.500
1980-1989	42	17-24-1	.417	10-11-0	.476	7-13-1	.357	1	1-0	1.000
1990-1999	78	44-33-1	.571	27-12-0	.692	17-21-1	.449	5	4-1	.800
2000-2009	80	50-30	.625	27-13	.675	23-17	.575	10	3-7	.300
2010-present	80	41-39	.513	24-16	.600	17-23	.425	7	3-4	.429



1892 (H: 0-2, A: 0-1) **0-3** **1900** (H: 0-4) **0-4**

Coach & Captain: Earnest E. West

DATE	OPPONENT	W/L	SCORE	REC
N 5	Mercer (Central Park)	L	6-12	0-1
N 19	Vanderbilt (Piedmont Park)	L	10-20	0-2
N 25	Auburn (Brisbine Park) (FR)	L	0-26	0-3

1893 (H: 1-1-1, A: 1-0) **2-1-1**

Coaches: Frank O. Spain & Lt. Leonard Wood

Captain: W.W. Hunter

DATE	OPPONENT	W/L	SCORE	REC
N 4	at Georgia	W	28-6	1-0-0
N 11	Mercer	W	10-6	2-0-0
N 30	St. Albans ¹ (T)	L	0-6	2-1-0
D 7	Auburn (THU)	T	0-0	2-1-1

1 – Played at Piedmont Park

1894 (H: 0-3) **0-3**

Coaches: Frank O. Spain & Lt. Leonard Wood

Captain: Thomas Raoul

DATE	OPPONENT	W/L	SCORE	REC
O 27	Savannah A.A.	L	0-8	0-1
N 17	Auburn ¹	L	0-94	0-2
N 29	Ft. McPherson ¹ (T)	L	0-34	0-3

1 – Played at Athletic Park

1895

NO TEAM

1896 (H: 0-0-1, A: 1-1) **1-1-1**

No Captain or Coach

DATE	OPPONENT	W/L	SCORE	REC
O 31	at Mercer (Central Park)	W	6-4	1-0-0
N 7	at Auburn	L	0-45	1-1-0
N 21	Mercer (Brisbine Park)	T	12-12	1-1-1

1897 (H: 0-0, A: 0-1) **0-1** **1903** (H: 1-4, A: 1-1) **2-5**

No Captain or Coach

DATE	OPPONENT	W/L	SCORE	REC
O 23	at Georgia	L	0-28	0-1

1898 (H: 0-0, A: 0-2, N: 0-1) **0-3**

Coach: R.B. "Cow" Nailey

No Captain

DATE	OPPONENT	W/L	SCORE	REC
N 5	at Auburn	L	6-29	0-1
N 24	vs. Clemson ¹ (T)	L	0-23	0-2
D 22	at Georgia (THU)	L	0-15	0-3

1 – Played in Augusta, Ga.

1899 (H: 0-2, A: 0-3) **0-5**

Coach: H.T. Collier

Captain: Pete Wooley

DATE	OPPONENT	W/L	SCORE	REC
O 14	at Auburn	L	0-63	0-1
O 23	Sewanee (MON)	L	0-30	0-2
O 28	at Georgia	L	0-20	0-3
N 11	Nashville	L	0-15	0-4
N 30	at Clemson ¹ (T)	L	5-41	0-5

1 – Played in Greenville, S.C.

Coach: H.T. Collier

Captain: W.J. Holman

DATE	OPPONENT	W/L	SCORE	REC
O 13	Georgia	L	0-12	0-1
O 20	Nashville	L	0-23	0-2
O 29	Sewanee (MON)	L	0-34	0-3
D 7	Davidson (FR)	L	6-38	0-4

Home games played at Piedmont Park

1901 (H: 3-0, A: 0-0-1, N: 1-0) **4-0-1**

Coach: Dr. Cyrus W. Strickler

Captain: A.B. Holison

DATE	OPPONENT	W/L	SCORE	REC
O 12	Gordon	W	29-0	1-0-0
O 15	Furman (TUE)	W	17-0	2-0-0
O 18	vs. Wofford ¹ (FR)	W	33-0	3-0-0
O 26	at Furman	T	5-5	3-0-1
N 9	South Carolina	W	13-0	4-0-1

1 – Played in Augusta, Ga.

Home games played at Piedmont Park

1902 (H: 0-5-1, A: 0-1-1) **0-6-2**

Coach: John McKee

Captain: Bully Young

DATE	OPPONENT	W/L	SCORE	REC
O 11	Auburn	L	6-18	0-1-0
O 18	Clemson	L	5-44	0-2-0
O 25	Georgia	T	0-0	0-2-1
N 1	at Furman	T	0-0	0-2-2
N 8	St. Albans	L	0-17	0-3-2
N 13	Davidson (THU)	L	6-7	0-4-2
N 22	Tennessee	L	6-10	0-5-2
N 27	at Alabama ¹ (T)	L	0-26	0-6-2

1 – Played at Birmingham, Ala.


Home games played at Brisbine Park

Coach: John McKee

Captain: Jesse Thrash

DATE	OPPONENT	W/L	SCORE	REC
O 17	Clemson	L	0-73	0-1
O 24	Georgia	L	0-38	0-2
O 31	at Samford	W	37-0	1-2
N 7	Florida State	W	17-0	2-2
N 14	Auburn	L	5-10	2-3
N 21	at Tennessee	L	0-11	2-4
N 26	South Carolina (T)	L	0-16	2-5

Home games played at Piedmont Park



JOHN HEISMAN
Head Coach (1904-19)
16 seasons
Record: 102-29-7 (.764)

■ From 1908-11, home games played at Ponce de Leon Park.

1904 (H: 8-0-1, A: 0-1) **8-1-1**

Captain: Barien Moore

DATE	OPPONENT	W/L	SCORE	REC
O 1	Ft. McPherson	W	11-5	1-0-0
O 8	Florida State	W	35-0	2-0-0
O 15	Mooney School (Tenn.)	W	51-0	3-0-0
O 17	Florida (MON)	W	77-0	4-0-0
O 22	Tennessee	W	2-0	5-0-0
O 29	at Auburn	L	0-12	5-1-0
N 5	Clemson	T	11-11	5-1-1
N 12	Georgia	W	23-6	6-1-1
N 16	Tennessee Meds (WED)	W	59-0	7-1-1
N 24	Cumberland (T)	W	18-0	8-1-1

Home games played at Piedmont Park

1905 (H: 6-0-1) **6-0-1**

Captain: Louie Clark

DATE	OPPONENT	W/L	SCORE	REC
O 7	Dahlonega	W	54-0	1-0-0
O 21	Alabama	W	12-5	2-0-0
O 28	Cumberland	W	18-0	3-0-0
N 4	Tennessee	W	45-0	4-0-0
N 11	Sewanee	T	18-18	4-0-1
N 18	Georgia	W	46-0	5-0-1
N 30	Clemson (T)	W	17-12	6-0-1

Home games played on campus at The Flats, future site of Grant Field

1906 (H: 5-3-1) **5-3-1**

Captain: E.C. Davies

DATE	OPPONENT	W/L	SCORE	REC
S 29	Maryville	T	6-6	0-0-1
O 6	Dahlonega	W	11-0	1-0-1
O 13	Grant University (Tenn.)	W	18-0	2-0-1
O 20	Sewanee	L	0-16	2-1-1
O 27	Davidson	W	4-0	3-1-1
N 3	Auburn	W	11-0	4-1-1
N 10	Georgia	W	17-0	5-1-1
N 17	Vanderbilt	L	6-37	5-2-1
N 29	Clemson (T)	L	0-10	5-3-1

Home games played at The Flats

1907 (H: 4-3, A: 0-1) **4-4**

Captain: C.A. Sweet

DATE	OPPONENT	W/L	SCORE	REC
O 5	Gordon ¹	W	51-0	1-0
O 12	Dahlonega ¹	W	70-0	2-0
O 19	Tennessee ²	W	6-4	3-0
O 26	Auburn ²	L	6-12	3-1
N 2	Georgia ²	W	10-6	4-1
N 9	Sewanee ²	L	0-18	4-2
N 16	at Vanderbilt	L	0-54	4-3
N 28	Clemson ² (T)	L	5-6	4-4

1 – Played at The Flats
 2 – Played at Ponce de Leon Park

1908 (H: 5-3, A: 1-0) **6-3**

Captain: L.W. Robert

DATE	OPPONENT	W/L	SCORE	REC
O 3	Gordon	W	32-0	1-0
O 10	Mooney School (Tenn.)	W	30-0	2-0
O 17	Mississippi State	W	23-0	3-0
O 24	Alabama	W	11-6	4-0
O 31	Tennessee	L	5-6	4-1
N 7	Auburn	L	0-44	4-2
N 14	Sewanee	L	0-6	4-3
N 19	at Mercer	W	16-6	5-3
N 26	at Clemson (T)	W	30-6	6-3

1909 (H: 5-2, A: 2-0) **7-2**

Captain: John Davis

DATE	OPPONENT	W/L	SCORE	REC
O 2	Gordon	W	18-6	1-0
O 9	Mooney School (Tenn.)	W	35-6	2-0
O 16	South Carolina	W	59-0	3-0
O 23	Sewanee	L	0-15	3-1
O 30	at Tennessee	W	29-0	4-1
N 6	Auburn	L	0-8	4-2
N 13	at Mercer	W	35-0	5-2
N 20	Georgia	W	12-6	6-2
N 25	Clemson (T)	W	29-3	7-2

1910 (H: 4-3, A: 1-0) **5-3**

Captain: Dean Hill

DATE	OPPONENT	W/L	SCORE	REC
O 1	Gordon	W	57-0	1-0
O 8	Chattanooga	W	18-0	2-0
O 15	Mercer	W	46-0	3-0
O 22	at Alabama	W	36-0	4-0
N 5	Auburn	L	0-16	4-1
N 12	Vanderbilt	L	0-23	4-2
N 19	Georgia	L	6-11	4-3
N 24	Clemson (T)	W	34-0	5-3

1911 (H: 5-2-1, A: 1-0) **6-2-1**

Captain: H.W. Patterson

DATE	OPPONENT	W/L	SCORE	REC
S 30	11th Cavalry	W	22-5	1-0-0
O 7	at Samford	W	28-0	2-0-0
O 14	Tennessee	W	24-0	3-0-0
O 21	Mercer	W	17-0	4-0-0
O 29	Alabama	T	0-0	4-0-1
N 4	Auburn	L	6-11	4-1-1
N 11	Sewanee	W	23-0	5-1-1
N 18	Georgia	L	0-5	5-2-1
N 30	Clemson (T)	W	31-0	6-2-1

Home games played at The Flats



1912 (H: 2-3-1, A: 3-0) **5-3-1**

Captain: Hugh Leuhrman

DATE	OPPONENT	W/L	SCORE	REC
S 28	11th Cavalry	T	0-0	0-0-1
O 5	at The Citadel	W	20-16	1-0-1
O 12	Alabama	W	20-3	2-0-1
O 19	at Florida ¹	W	14-7	3-0-1
O 26	at Mercer	W	16-6	4-0-1
N 2	Auburn	L	7-27	4-1-1
N 9	Sewanee	L	0-7	4-2-1
N 16	Georgia	L	0-20	4-3-1
N 28	Clemson (T)	W	23-0	5-3-1

1 – Played in Jacksonville, Fla.

■ Grant Field, with its first permanent seating, was built prior to the 1913 season. From this point, all home games were played at Grant Field unless noted.

1913 (H: 4-2, A: 3-0) **7-2**

Captain: Homer Cook

DATE	OPPONENT	W/L	SCORE	REC
S 27	Ft. McPherson	W	19-0	1-0
O 4	at The Citadel	W	47-0	2-0
O 11	at Chattanooga	W	71-6	3-0
O 18	Mercer	W	33-0	4-0
O 25	at Florida ¹	W	13-3	5-0
N 1	Sewanee	W	33-0	6-0
N 8	Auburn	L	0-20	6-1
N 15	Georgia	L	0-14	6-2
N 27	Clemson (T)	W	34-0	7-2

1 – Played in Jacksonville, Fla.

1914 (H: 6-1, A: 0-1) **6-2**

Captain: K. J. Fielder

DATE	OPPONENT	W/L	SCORE	REC
O 3	South Carolina	W	20-0	1-0
O 10	Mercer	W	105-0	2-0
O 17	at Alabama ¹	L	0-13	2-1
O 24	VMI	W	28-7	3-1
O 31	Sewanee	W	20-0	4-1
N 7	Auburn	L	0-14	4-2
N 14	Georgia	W	7-0	5-2
N 26	Clemson (T)	W	26-6	6-2

1 – Played in Birmingham, Ala.

1915 (H: 6-0-1, A: 1-0) **7-0-1**

Captain: D.E. Morrison

DATE	OPPONENT	W/L	SCORE	REC
O 2	Mercer	W	52-0	1-0-0
O 9	Davidson	W	27-7	2-0-0
O 16	Transylvania	W	67-0	3-0-0
O 23	at LSU ¹	W	36-7	4-0-0
O 30	North Carolina	W	23-3	5-0-0
N 6	Alabama	W	21-7	6-0-0
N 13	Georgia	T	0-0	6-0-1
N 25	Auburn (T)	W	7-0	7-0-1

1 – Played in New Orleans, La.

SIAA

1916-21

1916 (H: 7-0-1, A: 1-0) **8-0-1**

SIAA CHAMPIONS

Captain: J.T. Johnson

DATE	OPPONENT	W/L	SCORE	REC
S 30	Mercer	W	61-0	1-0
O 7	Cumberland	W	222-0	2-0
O 14	Davidson	W	9-0	3-0
O 21	North Carolina	W	10-6	4-0
O 28	Washington & Lee	T	7-7	4-0-1
N 4	Tulane	W	45-0	5-0-1
N 11	Alabama	W	13-0	6-0-1
N 18	at Georgia	W	21-0	7-0-1
N 30	Auburn (T)	W	33-7	8-0-1

1917 (H: 8-0, A: 1-0) **9-0**

CO-NATIONAL CHAMPIONS, SIAA CHAMPIONS

Captain: W.G. Carpenter

DATE	OPPONENT	W/L	SCORE	REC
S 29	Furman (DH)	W	25-0	1-0
	Wake Forest (DH)	W	33-0	2-0
O 6	Pennsylvania	W	41-0	3-0
O 13	Davidson	W	32-10	4-0
O 20	Washington & Lee	W	63-0	5-0
N 3	Vanderbilt	W	83-0	6-0
N 10	at Tulane	W	48-0	7-0
N 17	Carlsle	W	98-0	8-0
N 29	Auburn (T)	W	68-7	9-0

1918 (H: 6-0, A: 0-1) **6-1**

SIAA CHAMPIONS


Captain: W.R. Fincher

DATE	OPPONENT	W/L	SCORE	REC
O 5	Clemson	W	28-0	1-0
O 12	Furman	W	118-0	2-0
O 19	11th Cavalry	W	123-0	3-0
O 26	Camp Gordon	W	28-0	4-0
N 10	NC State	W	128-0	5-0
N 23	at Pittsburgh	L	0-32	5-1
N 28	Auburn (T)	W	41-0	6-1

1919 (H: 7-2, A: 0-1) **7-3**

Captain: G.M. Phillips

DATE	OPPONENT	W/L	SCORE	REC
S 20	5th Division	W	48-0	1-0
S 27	Furman	W	74-0	2-0
O 4	Wake Forest	W	14-0	3-0
O 11	Clemson	W	28-0	4-0
O 18	Vanderbilt	W	20-0	5-0
O 25	at Pittsburgh	L	6-16	5-1
N 1	Davidson	W	33-0	6-1
N 8	Washington & Lee	L	0-3	6-2
N 15	Georgetown	W	27-0	7-2
N 27	Auburn (T)	L	7-14	7-3



WILLIAM ALEXANDER
Head Coach (1920-44)
25 seasons
Record: 134-95-15 (.580)

1920 (H: 7-0, A: 1-1) **8-1**

SIAA CO-CHAMPIONS

Captain: A.R. Flowers

DATE	OPPONENT	W/L	SCORE	REC
S 25	Wake Forest	W	44-0	1-0
O 2	Oglethorpe	W	55-0	2-0
O 9	Davidson	W	66-0	3-0
O 16	at Vanderbilt	W	44-0	4-0
O 23	at Pittsburgh	L	3-10	4-1
O 30	Centre	W	24-0	5-1
N 6	Clemson	W	7-0	6-1
N 13	Georgetown	W	35-6	7-1
N 25	Auburn (T)	W	34-0	8-1

1921 (H: 8-0, A: 0-0, N: 0-1) **8-1**

SIAA CO-CHAMPIONS

Captain: J.W. Harlan

DATE	OPPONENT	W/L	SCORE	REC
S 24	Wake Forest	W	42-0	1-0
O 1	Oglethorpe	W	41-0	2-0
O 8	Davidson	W	70-0	3-0
O 15	Furman	W	69-0	4-0
O 22	Rutgers	W	48-14	5-0
O 29	vs. Penn State ¹	L	7-28	5-1
N 5	Clemson	W	48-7	6-1
N 12	Georgetown	W	21-7	7-1
N 24	Auburn (T)	W	14-0	8-1

1 – Played in Polo Grounds, N.Y.

SOUTHERN CONFERENCE 1922-32

1922 (H: 7-1, A: 0-1) **7-2, 4-0** (SC)

SOUTHERN CONFERENCE CO-CHAMPIONS

Captain: Red Barron

DATE	OPPONENT	W/L	SCORE	REC
S 30	Oglethorpe	W	31-6	1-0
O 7	Davidson	W	19-0	2-0
O 14	Alabama	W	33-7	3-0
O 21	at Navy	L	0-13	3-1
O 28	Notre Dame	L	3-13	3-2
N 4	Clemson	W	21-7	4-2
N 11	Georgetown	W	19-7	5-2
N 18	NC State	W	17-0	6-2
N 30	Auburn (T)	W	14-6	7-2

1923 (H: 3-0-4, A: 0-2) **3-2-4, 1-0-4** (SC)

Captain: J.F. McIntyre

DATE	OPPONENT	W/L	SCORE	REC
S 23	Oglethorpe	W	28-13	1-0-0
O 6	VMI	W	10-7	2-0-0
O 13	Florida	T	7-7	2-0-1
O 20	Georgetown	W	20-10	3-0-1
O 27	at Notre Dame	L	7-35	3-1-1
N 3	Alabama	T	0-0	3-1-2
N 10	at Penn State	L	0-7	3-2-2
N 17	Kentucky	T	3-3	3-2-3
N 29	Auburn (T)	T	0-0	3-2-4

1924 (H: 5-2-1, A: 0-1) **5-3-1, 3-2-1** (SC)

Captain: George Gardner

DATE	OPPONENT	W/L	SCORE	REC
S 27	Oglethorpe	W	19-0	1-0-0
O 4	VMI	W	3-0	2-0-0
O 11	Florida	T	7-7	2-0-1
O 18	Penn State	W	15-13	3-0-1
O 25	Alabama	L	0-14	3-1-1
N 1	at Notre Dame	L	3-34	3-2-1
N 8	LSU	W	28-7	4-2-1
N 15	Vanderbilt	L	0-3	4-3-1
N 27	Auburn (T)	W	7-0	5-3-1

1925 (H: 4-2-1, A: 1-0, N: 1-0) **6-2-1, 4-1-1** (SC)

Captain: S.D. Wycoff

DATE	OPPONENT	W/L	SCORE	REC
S 28	Oglethorpe	W	13-7	1-0
O 3	VMI	W	33-0	2-0
O 10	vs. Penn State ¹	W	16-7	3-0
O 17	Florida	W	23-7	4-0
O 24	Alabama	L	0-7	4-1
O 31	Notre Dame	L	0-13	4-2
N 7	at Vanderbilt	W	7-0	5-2
N 14	Georgia	W	3-0	6-2
N 26	Auburn (T)	T	7-7	6-2-1

1 – Played at Yankee Stadium

1926 (H: 4-4, A: 0-1) **4-5, 4-3** (SC)

Captain: Owen Pool

DATE	OPPONENT	W/L	SCORE	REC
S 25	Oglethorpe	L	6-7	0-1
O 2	VMI	W	13-0	1-1
O 9	Tulane	W	9-6	2-1
O 16	Alabama	L	0-21	2-2
O 23	Washington & Lee	W	19-7	3-2
O 30	at Notre Dame	L	0-12	3-3
N 6	Vanderbilt	L	7-13	3-4
N 13	Georgia	L	13-14	3-5
N 25	Auburn (T)	W	20-7	4-5



1927 (H: 8-0, A: 0-1-1) **8-1-1, 7-0-1 (SC)**

SOUTHERN CONFERENCE CHAMPIONS

Captain: E.J. Crowley

DATE	OPPONENT	W/L	SCORE	REC
O 1	VMI	W	7-0	1-0
O 8	Tulane	W	13-6	2-0
O 15	Alabama	W	13-0	3-0
O 22	North Carolina	W	13-0	4-0
O 29	at Notre Dame	L	7-26	4-1
N 5	at Vanderbilt	T	0-0	4-1-1
N 12	LSU	W	23-0	5-1-1
N 19	Oglethorpe	W	19-7	6-1-1
N 24	Auburn (T)	W	18-0	7-1-1
D 3	Georgia	W	12-0	8-1-1

1931 (H: 2-4, A: 0-3-1) **2-7-1, 2-4-1 (SC)**

Captain: H.C. Neblett

DATE	OPPONENT	W/L	SCORE	REC
O 3	South Carolina	W	25-13	1-0
O 10	Carnegie Tech	L	0-13	1-1
O 17	Auburn	L	0-13	1-2
O 24	at Tulane	L	0-33	1-3
O 31	Vanderbilt	L	7-49	1-4
N 7	at North Carolina	T	19-19	1-4-1
N 14	at Penn	L	12-13	1-5-1
N 21	Florida	W	23-0	2-5-1
N 28	Georgia	L	6-35	2-6-1
D 26	California	L	6-21	2-7-1

1928 (H: 7-0, A: 2-0, N: 1-0) **10-0, 7-0 (SC)**

CO-NATIONAL CHAMPIONS, SOUTHERN CHAMPIONS

Captain: H.R. Pund

DATE	OPPONENT	W/L	SCORE	REC
O 6	VMI	W	13-0	1-0
O 13	at Tulane	W	12-0	2-0
O 20	North Carolina	W	13-0	3-0
O 27	at North Carolina	W	20-7	4-0
N 3	Oglethorpe	W	32-7	5-0
N 10	Vanderbilt	W	19-7	6-0
N 17	Alabama	W	33-13	7-0
N 29	Auburn (T)	W	51-0	8-0
D 8	Georgia	W	20-6	9-0

ROSE BOWL (Pasadena, Calif.)

J 1	vs. California	W	8-7	10-0
-----	----------------	---	-----	------

1932 (H: 2-3-1, A: 2-2) **4-5-1, 4-4-1 (SC)**

Captain: H.C. Neblett

DATE	OPPONENT	W/L	SCORE	REC
O 1	Clemson	W	32-14	1-0
O 8	Kentucky	L	6-12	1-1
O 15	Auburn	L	0-6	1-2
O 22	at North Carolina	W	43-14	2-2
O 29	at Vanderbilt	L	0-12	2-3
N 5	Tulane	L	14-20	2-4
N 12	Alabama	W	6-0	3-4
N 19	at Florida	W	6-0	4-4
N 26	Georgia	T	0-0	4-4-1
D 17	at California	L	7-27	4-5-1

SEC

1933-63

1929 (H: 3-3, A: 0-3) **3-6, 3-5 (SC)**

Captain: Harold Rusk

DATE	OPPONENT	W/L	SCORE	REC
O 5	Mississippi A&M	W	27-13	1-0
O 12	North Carolina	L	7-18	0-1
O 19	Florida	W	19-6	2-1
O 26	at Tulane	L	14-20	2-2
N 2	Notre Dame	L	6-26	2-3
N 9	at Vanderbilt	L	7-23	2-4
N 16	Alabama	L	0-14	2-5
N 28	Auburn (T)	W	19-6	3-5
D 7	at Georgia	L	6-12	3-6

1933 (H: 4-4, A: 1-1) **5-5, 2-5 (SEC)**

Captains: E.E. Laws, R.H. Tharpe

DATE	OPPONENT	W/L	SCORE	REC
S 30	Clemson	W	39-2	1-0
O 7	at Kentucky	L	6-7	1-1
O 14	Auburn	W	16-6	2-1
O 21	Tulane	L	0-7	2-2
O 28	at North Carolina	W	10-6	3-2
N 4	Vanderbilt	L	6-9	3-3
N 11	Florida	W	19-7	4-3
N 18	Alabama	L	9-12	4-4
N 25	Georgia	L	6-7	4-5
D 2	Duke	W	6-0	5-5

1930 (H: 2-4, A: 0-2-1) **2-6-1, 2-4-1 (SC)**

Captain: Earl Dunlap

DATE	OPPONENT	W/L	SCORE	REC
O 4	South Carolina	W	45-0	1-0
O 11	at Carnegie Tech	L	0-31	1-1
O 18	Auburn	W	14-12	2-1
O 25	Tulane	L	0-28	2-2
N 1	at North Carolina	T	6-6	2-2-1
N 8	Vanderbilt	L	0-6	2-3-1
N 15	at Penn	L	7-34	2-4-1
N 27	Florida (T)	L	7-55	2-5-1
D 6	Georgia	L	0-13	2-6-1

1934 (H: 1-4, A: 0-5) **1-9, 0-6 (SEC)**

Captain: Jack Phillips

DATE	OPPONENT	W/L	SCORE	REC
S 29	Clemson	W	12-7	1-0
O 6	Vanderbilt	L	12-27	1-1
O 13	at Duke	L	0-20	1-2
O 20	at Michigan	L	2-9	1-3
O 27	at Tulane	L	12-20	1-4
N 3	North Carolina	L	0-26	1-5
N 10	Auburn	L	6-18	1-6
N 17	Alabama	L	0-40	1-7
N 24	at Florida	L	12-13	1-8
D 1	at Georgia	L	0-7	1-9

1935 (H: 5-2, A: 0-3) **5-5, 3-4 (SEC)** **1939** (H: 5-1, A: 2-1, N: 1-0) **8-2, 6-0 (SEC)**

Captain: R.W. Eubanks

DATE	OPPONENT	W/L	SCORE	REC
S 28	Presbyterian	W	33-0	1-0
O 5	Sewanee	W	32-0	2-0
O 12	at Kentucky	L	6-25	2-1
O 19	Duke	W	6-0	3-1
O 26	at North Carolina	L	0-19	3-2
N 2	Vanderbilt	L	13-14	3-3
N 9	Auburn	L	7-33	3-4
N 16	at Alabama	L	7-38	3-5
N 23	Florida	W	39-6	4-5
N 30	Georgia	W	19-7	5-5

■ The Associated Press began its college football poll in 1936. The numbers indicate Georgia Tech's and the opponent's rank at the time of the game.

SEC CO-CHAMPIONS

Captain: R.W. Murphy

DATE	GT	OPP	OPPONENT	W/L	SCORE	REC
O 7	-	*2	at Notre Dame	L	14-17	0-1
O 14	-	-	Samford	W	35-0	1-1
O 21	-	-	Vanderbilt	W	14-6	2-1
O 28	-	-	Auburn	W	7-6	3-1
N 4	-	12	Duke	L	6-7	3-2
N 11	-	18	Kentucky	W	13-6	4-2
N 18	-	-	at Alabama	W	6-0	5-2
N 25	19	-	at Florida	W	21-7	6-2
D 2	-	-	Georgia	W	13-0	7-2

ORANGE BOWL (Miami, Fla.)

J 1	16	6	vs. Missouri	W	21-7	8-2
-----	----	---	--------------	---	------	-----

FINAL RANKING: 16 (AP)

*Ranking in first poll released Oct. 16

1936 (H: 5-3, A: 0-2-1) **5-5-1, 3-3-1 (SEC)** **1940** (H: 3-3, A: 0-4) **3-7, 1-5 (SEC)**

Captain: J.W. FitzSimmons

DATE	GT	OPP	OPPONENT	W/L	SCORE	REC
S 26	-	-	Presbyterian#	W	55-0	1-0
O 3	-	-	Sewanee	W	58-0	2-0
O 10	-	-	Kentucky	W	34-0	3-0
O 17	-	-	at Duke	L	6-19	3-1
O 24	-	-	at Vanderbilt	T	0-0	3-1-1
O 31	-	-	Clemson	L	13-14	3-2-1
N 7	-	20	Auburn	L	12-13	3-3-1
N 14	-	4	Alabama	L	16-20	3-4-1
N 21	-	-	Florida	W	38-14	4-4-1
N 28	-	-	at Georgia	L	6-16	4-5-1
D 26	-	-	California	W	13-7	5-5-1

- first night game in Georgia Tech history

Captain: N.M. Cavette

DATE	GT	OPP	OPPONENT	W/L	SCORE	REC
O 5	-	-	Samford	W	27-0	1-0
O 12	-	*6	at Notre Dame	L	20-26	1-1
O 19	-	-	at Vanderbilt	W	19-0	2-1
O 26	-	-	at Auburn	L	7-16	2-2
N 2	-	18	at Duke	L	7-41	2-3
N 9	-	-	at Kentucky	L	7-26	2-4
N 16	-	14	at Alabama	L	13-14	2-5
N 23	-	-	at Florida	L	7-16	2-6
N 30	-	-	at Georgia	L	19-21	2-7
D 28	-	-	California	W	13-0	3-7

*Ranking in first poll released Oct. 15

1937 (H: 4-2-1, A: 2-1) **6-3-1, 3-2-1 (SEC)** **1941** (H: 3-3, A: 0-3) **3-6, 2-4 (SEC)**

Captain: Fletcher Sims

DATE	GT	OPP	OPPONENT	W/L	SCORE	REC
S 24	-	-	Presbyterian (FRI)	W	59-0	1-0
O 2	-	-	Mercer	W	28-0	2-0
O 9	-	-	at Kentucky	W	32-0	3-0
O 16	-	*10	Duke	L	19-20	3-1
O 23	-	20	Auburn	L	0-21	3-2
O 30	-	-	Vanderbilt	W	14-0	4-2
N 6	-	-	Clemson	W	7-0	5-2
N 13	-	3	at Alabama	L	0-7	5-3
N 20	-	-	at Florida	W	12-0	6-3
N 27	-	-	Georgia	T	6-6	6-3-1

*Ranking in first poll released Oct. 18

Captain: C.R. Sanders

DATE	GT	OPP	OPPONENT	W/L	SCORE	REC
O 4	-	-	Chattanooga	W	20-0	1-0
O 11	-	*8	Notre Dame	L	0-20	1-1
O 18	-	18	at Vanderbilt	L	7-14	1-2
O 25	-	-	Auburn	W	28-14	2-2
N 1	-	4	Duke	L	0-14	2-3
N 8	-	-	Kentucky	W	20-13	3-3
N 15	-	9	at Alabama	L	0-20	3-4
N 22	-	-	at Florida	L	7-14	3-5
N 29	-	20	Georgia	L	0-21	3-6

*Ranking in first poll released Oct. 13

1938 (H: 3-1-2, A: 0-3-1) **3-4-3, 2-1-3 (SEC)** **1942** (H: 6-0, A: 3-1, N: 0-1) **9-2, 4-1 (SEC)**

Captain: Jack Chivington

DATE	GT	OPP	OPPONENT	W/L	SCORE	REC
O 1	-	-	Mercer	W	19-0	1-0
O 8	-	*5	Notre Dame	L	6-14	1-1
O 15	-	*9	at Duke	L	0-6	1-2
O 22	-	-	Auburn	W	7-6	2-2
O 29	-	-	at Vanderbilt	L	7-13	2-3
N 5	-	-	Kentucky	W	19-18	3-3
N 12	-	16	Alabama	T	14-14	3-3-1
N 19	-	-	Florida	T	0-0	3-3-2
N 26	-	-	at Georgia	T	0-0	3-3-3
D 26	-	-	at California (MON)	L	0-13	3-4-3

*Ranking in first poll released Oct. 17

Captain: Jack Marshall

DATE	GT	OPP	OPPONENT	W/L	SCORE	REC
S 26	*6	4	Auburn	W	15-0	1-0
O 3	*6	-	at Notre Dame	W	13-6	2-0
O 10	*6	-	Chattanooga	W	30-6	3-0
O 17	6	-	Davidson	W	33-0	4-0
O 24	6	-	at Navy	W	21-0	5-0
O 31	5	-	at Duke	W	26-7	6-0
N 7	3	-	Kentucky	W	47-7	7-0
N 14	2	5	Alabama	W	7-0	8-0
N 21	2	-	Florida	W	20-7	9-0
N 28	2	5	at Georgia	L	0-34	9-1

COTTON BOWL (Dallas, Texas)

J 1	5	11	vs. Texas	L	7-14	9-2
-----	---	----	-----------	---	------	-----

FINAL RANKING: 5 (AP)

*Ranking in first poll released Oct. 12

1943 (H: 6-1, A: 1-2, N: 1-0) **8-3, 3-0** (SEC)

SUGAR BOWL CHAMPIONS, SEC CHAMPIONS

Captains: George Manning, John Steber

DATE	GT	OPP	OPPONENT	W/L	SCORE	REC
S 25	-	-	North Carolina	W	20-7	1-0
O 2	-	*1	at Notre Dame	L	13-55	1-1
O 9	-	-	Georgia Navy PF	W	35-7	2-1
O 16	-	-	Ft. Benning	W	27-0	3-1
O 23	-	3	at Navy	L	14-28	3-2
O 30	-	8	Duke	L	7-14	3-3
N 6	-	20	LSU	W	42-7	4-3
N 13	19	-	at Tulane	W	33-0	5-3
N 20	15	-	Clemson	W	41-6	6-3
N 27	14	-	Georgia	W	48-0	7-3

SUGAR BOWL (New Orleans, La.)

J 1	13	15	vs. Tulsa	W	20-18	8-3
-----	----	----	-----------	---	-------	-----

FINAL RANKING: 13 (AP)

*Ranking in first poll released Oct. 4

1946 (H: 6-0, A: 2-2, N: 1-0) **9-2, 4-2** (SEC)

OIL BOWL CHAMPIONS

Captain: R.T. Davis

DATE	GT	OPP	OPPONENT	W/L	SCORE	REC
S 28	-	*8	at Tennessee	L	9-13	0-1
O 5	-	-	VMI	W	32-6	1-1
O 12	-	-	Ole Miss	W	24-7	2-1
O 19	-	12	at LSU	W	26-7	3-1
O 26	15	-	Auburn	W	27-6	4-1
N 2	16	19	at Duke	W	14-0	5-1
N 9	8	-	Navy	W	28-20	6-1
N 16	7	-	Tulane	W	35-7	7-1
N 23	6	-	Furman	W	41-7	8-1
N 30	7	3	at Georgia	L	7-35	8-2

OIL BOWL (Houston, Texas)

J 1	11	-	vs. St Mary's	W	41-19	9-2
-----	----	---	---------------	---	-------	-----

FINAL RANKING: 11 (AP)

*Ranking in first poll released Oct. 7

1944 (H: 7-1, A: 1-1, N: 0-1) **8-3, 4-0** (SEC)

ORANGE BOWL, SEC CHAMPIONS

Captain: Phillip Tinsley

DATE	GT	OPP	OPPONENT	W/L	SCORE	REC
S 30	*10	-	Clemson	W	51-0	1-0
O 7	*10	-	North Carolina	W	28-0	2-0
O 14	10	-	Auburn	W	27-0	3-0
O 21	8	9	Navy	W	17-15	4-0
O 27	5	-	Georgia Navy PF (FR)	W	13-7	5-0
N 4	5	-	at Duke	L	13-19	5-1
N 11	13	-	Tulane	W	34-7	6-1
N 18	9	-	at LSU	W	14-6	7-1
N 25	10	18	Notre Dame	L	0-21	7-2
D 2	-	-	Georgia	W	44-0	8-2

ORANGE BOWL (Miami, Fla.)

J 1	13	-	vs. Tulsa	L	12-26	8-3
-----	----	---	-----------	---	-------	-----

FINAL RANKING: 13 (AP)

*Ranking in first poll released Oct. 9

1947 (H: 7-0, A: 2-1, N: 1-0) **10-1, 4-1** (SEC)

ORANGE BOWL CHAMPIONS

Captains: Bill Healy, Rollo Phillips

DATE	GT	OPP	OPPONENT	W/L	SCORE	REC
S 27	*4	-	Tennessee	W	27-0	1-0
O 4	*4	-	at Tulane	W	20-6	2-0
O 11	4	-	VMI	W	20-0	3-0
O 18	5	-	Auburn	W	27-7	4-0
O 25	7	-	The Citadel	W	38-0	5-0
N 1	6	9	Duke	W	7-0	6-0
N 8	6	-	at Navy ¹	W	16-14	7-0
N 15	6	14	at Alabama ²	L	7-14	7-1
N 22	10	-	Furman	W	51-0	8-1
N 29	9	-	Georgia	W	7-0	9-1

ORANGE BOWL (Miami, Fla.)

J 1	10	12	vs. Kansas	W	20-14	10-1
-----	----	----	------------	---	-------	------

FINAL RANKING: 10 (AP)

1 - Played in Baltimore, Md.

2 - Played in Birmingham, Ala.

*Ranking in first poll released Oct. 6


BOBBY DODD
Head Coach (1945-66)
22 seasons
Record: 165-64-8 (.713)

1945 (H: 2-5, A: 2-1) **4-6, 2-2** (SEC)

Captains: Paul Duke

DATE	GT	OPP	OPPONENT	W/L	SCORE	REC
S 29	-	-	at North Carolina	W	20-14	1-0
O 6	-	*3	Notre Dame	L	7-40	1-1
O 13	-	-	Samford	W	43-0	2-1
O 20	-	2	at Navy ¹	L	6-20	2-2
O 27	-	-	Auburn	W	20-7	3-2
N 3	-	18	Duke	L	6-14	3-3
N 10	-	-	at Tulane	W	41-7	4-3
N 17	-	-	LSU	L	7-9	4-4
N 24	-	-	Clemson	L	7-21	4-5
D 1	-	-	Georgia	L	0-33	4-6

1 - Played in Baltimore, Md.

*Ranking in first poll released Oct. 8

1948 (H: 5-2, A: 2-1) **7-3, 4-3** (SEC)

Captains: George Brodnax, Jim Castleberry

DATE	GT	OPP	OPPONENT	W/L	SCORE	REC
S 25	*6	-	at Vanderbilt	W	13-0	1-0
O 2	*6	-	Tulane (t)	W	13-7	2-0
O 9	6	-	Washington & Lee	W	27-0	3-0
O 16	7	-	Auburn	W	27-0	4-0
O 23	6	-	Florida	W	42-7	5-0
O 30	6	-	at Duke	W	19-7	6-0
N 6	6	-	Tennessee	L	6-13	6-1
N 13	11	-	Alabama	L	12-14	6-2
N 20	20	-	The Citadel	W	54-0	7-2
N 27	-	12	at Georgia	L	13-21	7-3

t - Georgia Tech's first televised game (WSB-TV)

*Ranking in first poll released Oct. 4

YEAR-BY-YEAR RESULTS

1949 (H: 6-1, A: 1-2) **7-3, 5-2 (SEC)**

Captain: Tom Coleman

DATE	GT	OPP	OPPONENT	W/L	SCORE	ATT	REC
S 24	-	-	Vanderbilt	W	12-7	39,000	1-0
O 1	-	*4	at Tulane	L	0-18	55,000	1-1
O 8	-	-	Washington & Lee	W	36-0	25,000	2-1
O 15	-	-	Auburn	W	35-21	33,000	3-1
O 22	-	-	at Florida	W	43-14	27,000	4-1
O 29	-	-	Duke (HC)	L	14-27	38,000	4-2
N 5	-	14	Tennessee	W	30-13	N/A	5-2
N 12	-	-	at Alabama ¹	L	7-20	43,000	5-3
N 19	-	-	South Carolina	W	13-3	20,000	6-3
N 26	-	-	Georgia	W	7-6	40,000	7-3

¹ - Played in Birmingham, Ala.

*Ranking in first poll released Oct. 3

1950 (H: 3-4, A: 2-2) **5-6, 4-2 (SEC)**

Captain: Bob Bossons

DATE	GT	OPP	OPPONENT	W/L	SCORE	ATT	REC
S 23	-	*10	at SMU	L	13-33	N/A	0-1
S 30	-	-	South Carolina	L	0-7	25,000	0-2
O 7	-	-	Florida	W	16-13	25,000	1-2
O 14	-	-	at LSU	W	13-0	42,000	2-2
O 21	-	-	Auburn	W	20-0	30,000	3-2
O 28	-	4	Kentucky (HC)	L	14-28	35,000	3-3
N 4	-	-	at Duke	L	21-30	30,000	3-4
N 11	-	-	VMI	L	13-14	22,000	3-5
N 18	-	-	Alabama	L	19-54	38,000	3-6
N 25	-	-	Davidson	W	46-14	20,000	4-6
D 2	-	-	at Georgia	W	7-0	50,000	5-6

*Preseason poll

1951 (H: 6-0-1, A: 4-0, N: 1-0) **11-0-1, 7-0 (SEC)**

ORANGE BOWL CHAMPIONS, SEC CHAMPIONS

Captain: Lamar Wheat

DATE	GT	OPP	OPPONENT	W/L	SCORE	ATT	REC
S 22	-	-	SMU	W	21-7	33,000	1-0-0
S 29	-	-	at Florida	W	27-0	39,000	2-0-0
O 6	11	17	at Kentucky	W	13-7	35,000	3-0-0
O 13	8	-	LSU	W	25-7	30,000	4-0-0
O 20	5	-	Auburn	W	27-7	31,000	5-0-0
O 27	3	-	at Vanderbilt	W	8-7	26,000	6-0-0
N 3	5	-	Duke (HC)	T	14-14	36,000	6-0-1
N 10	8	-	VMI	W	34-7	21,000	7-0-1
N 17	7	-	at Alabama	W	27-7	35,000	8-0-1
N 24	7	-	Davidson	W	34-7	18,000	9-0-1
D 1	6	-	Georgia	W	48-6	40,000	10-0-1

ORANGE BOWL (Miami, Fla.)

J 1 5 9 vs. Baylor W 17-14 65,837 11-0-1

FINAL RANKING: 5 (AP)

1952 (H: 8-0, A: 3-0, N: 1-0) **12-0, 6-0 (SEC)**

CO-NATIONAL CHAMPIONS

SUGAR BOWL CHAMPIONS, SEC CHAMPIONS

Captains: George Morris, Hal Miller

DATE	GT	OPP	OPPONENT	W/L	SCORE	ATT	REC
S 20	*3	-	The Citadel	W	54-6	22,000	1-0
S 27	*3	-	Florida	W	17-14	30,939	2-0
O 4	6	-	at SMU	W	20-7	41,000	3-0
O 11	5	-	Tulane	W	14-0	27,913	4-0
O 18	4	-	Auburn	W	33-0	34,689	5-0
O 25	5	-	Vanderbilt (HC)	W	30-0	35,373	6-0
N 1	4	6	at Duke	W	28-7	40,000	7-0
N 8	3	-	Army	W	45-6	40,000	8-0
N 15	2	12	Alabama	W	7-3	38,063	9-0
N 22	2	-	Florida State	W	30-0	25,000	10-0
N 29	3	-	at Georgia	W	23-9	50,000	11-0

SUGAR BOWL (New Orleans, La.)

J 1 2 7 vs. Ole Miss W 24-7 80,187 12-0

FINAL RANKING: 1 (INS), 2 (AP), 2 (UPI)

*Preseason poll

1953 (H: 6-0, A: 2-2-1, N: 1-0) **9-2-1, 4-1-1 (SEC)**

SUGAR BOWL CHAMPIONS

Captains: Sam Hensley, Ed Gossage, Orville Vereen

DATE	GT	OPP	OPPONENT	W/L	SCORE	ATT	REC
S 19	*3	-	Davidson	W	53-0	22,000	1-0-0
S 26	*3	15	at Florida	T	0-0	41,000	1-0-1
O 3	9	-	SMU	W	6-4	37,000	2-0-1
O 10	10	-	at Tulane	W	27-13	30,000	3-0-1
O 17	6	19	Auburn	W	36-6	39,500	4-0-1
O 24	4	1	at Notre Dame	L	14-27	58,254	4-1-1
O 31	8	-	at Vanderbilt	W	43-0	24,000	5-1-1
N 7	6	-	Clemson (HC)	W	20-7	35,000	6-1-1
N 14	5	-	at Alabama ¹	L	6-13	42,500	6-2-1
N 21	12	15	Duke	W	13-10	40,000	7-2-1
N 28	10	-	Georgia	W	28-12	41,000	8-2-1

SUGAR BOWL (New Orleans, La.)

J 1 8 10 vs. West Virginia W 42-19 70,500 9-2-1

FINAL RANKING: 8 (AP), 9 (UPI)

¹ - Played in Birmingham, Ala.

*Preseason poll

1954 (H: 5-2, A: 2-1, N: 1-0) **8-3, 6-2 (SEC)**

COTTON BOWL CHAMPIONS

Captain: Larry Morris

DATE	GT	OPP	OPPONENT	W/L	SCORE	ATT	REC
S 18	*7	-	Tulane	W	28-0	28,000	1-0
S 25	5	-	Florida	L	12-13	30,000	1-1
O 2	-	-	at SMU	W	10-17	34,000	2-1
O 9	-	-	LSU	W	30-20	28,000	3-1
O 16	19	-	Auburn	W	14-7	40,000	4-1
O 23	15	-	Kentucky (HC)	L	6-13	34,000	4-2
O 30	-	16	at Duke	L	20-21	33,000	4-3
N 6	-	-	Tennessee	W	28-7	40,000	5-3
N 13	-	-	Alabama	W	20-0	40,000	6-3
N 27	-	-	at Georgia	W	7-3	50,000	7-3

COTTON BOWL (Dallas, Texas)

J 1 - 10 vs. Arkansas W 14-6 75,500 8-3

FINAL RANKING: 13 (UPI)

*Preseason poll



1955 (H: 5-1, A: 3-0-1, N: 1-0) **9-1-1, 4-1-1 (SEC)** 1958 (H: 4-1-1, A: 1-3) **5-4-1, 2-3-1 (SEC)**

SUGAR BOWL CHAMPIONS

Captain: Jimmy Morris

DATE	GT	OPP	OPPONENT	W/L	SCORE	ATT	REC
S 17	*10	-	Miami	W	14-6	39,500	1-0-0
S 24	2	19	at Florida	W	14-7	40,000	2-0-0
O 1	3	-	SMU	W	20-7	34,000	3-0-0
O 8	4	-	at LSU	W	7-0	60,000	4-0-0
O 15	5	17	Auburn	L	12-14	40,000	4-1-0
O 22	13	-	Florida State	W	34-0	30,000	5-1-0
O 29	12	17	Duke (HC)	W	27-0	40,000	6-1-0
N 5	8	-	at Tennessee	T	7-7	50,000	6-1-1
N 12	11	-	at Alabama ¹	W	26-2	38,000	7-1-1
N 26	9	-	Georgia	W	21-3	40,000	8-1-1

SUGAR BOWL (New Orleans, La.)

J 2 7 11 vs. Pittsburgh W 7-0 80,174 9-1-1

FINAL RANKING: 7 (AP), 7 (UPI)

1 - Played in Birmingham, Ala.

*Preseason poll

1956 (H: 4-1, A: 5-0, N: 1-0) **10-1, 7-1 (SEC)**

GATOR BOWL CHAMPIONS

Captains: Wade Mitchell, George Volkert

DATE	GT	OPP	OPPONENT	W/L	SCORE	ATT	REC
S 22	*4	-	at Kentucky	W	14-6	30,000	1-0
S 29	2	5	at SMU	W	9-7	46,000	2-0
O 13	3	-	LSU	W	39-7	39,500	3-0
O 20	3	-	Auburn	W	28-7	40,000	4-0
O 27	3	15	Tulane (HC)	W	40-0	40,000	5-0
N 3	2	-	at Duke	W	7-0	38,000	6-0
N 10	2	3	at Tennessee	L	0-6	40,000	6-1
N 17	4	-	Alabama	W	27-0	38,500	7-1
N 24	5	13	at Florida	W	28-0	37,000	8-1
D 1	4	-	at Georgia	W	35-0	50,000	9-1

GATOR BOWL (Jacksonville, Fla.)

D 29 4 13 vs. Pittsburgh W 21-14 37,683 10-1

FINAL RANKING: 4 (AP), 4 (UPI)

*Preseason poll

1957 (H: 2-2-2, A: 2-2) **4-4-2, 3-4-1 (SEC)**

Captain: Don Stephenson

DATE	GT	OPP	OPPONENT	W/L	SCORE	ATT	REC
S 21	*11	20	Kentucky*	W	13-0	40,000	1-0-0
S 28	3	15	SMU	T	0-0	39,000	1-0-1
O 12	17	-	at LSU*	L	13-20	62,500	1-1-1
O 19	-	9	Auburn*	L	0-3	40,000	1-2-1
O 26	-	-	at Tulane*	W	20-13	25,000	2-2-1
N 2	-	7	Duke (HC)	W	13-0	40,000	3-2-1
N 9	18	9	at Tennessee*	L	6-21	45,500	3-3-1
N 16	-	-	at Alabama*	W	10-7	30,000	4-3-1
N 23	-	-	Florida*	T	0-0	40,000	4-3-2
N 30	-	-	Georgia*	L	0-7	40,000	4-4-2

1 - Played in Birmingham, Ala.

*Preseason poll

Captain: Foster Watkins

DATE	GT	OPP	OPPONENT	W/L	SCORE	ATT	REC
S 20	-	-	at Kentucky*	L	0-13	30,000	0-1-0
S 26	-	-	Florida State RR	W	17-3	40,391	1-1-0
O 4	-	-	Tulane*	W	14-0	38,000	2-1-0
O 11	-	-	Tennessee*	W	21-7	44,726	3-1-0
O 18	-	2	Auburn*	T	7-7	44,726	3-1-1
O 25	17	-	at SMU*	L	0-20	27,000	3-2-1
N 1	-	-	at Duke	W	10-8	30,000	4-2-1
N 8	-	17	Clemson	W	13-0	44,726	5-2-1
N 15	20	-	Alabama* (HC)	L	8-17	44,726	5-3-1
N 29	-	-	at Georgia*	L	3-16	50,000	5-4-1

1959 (H: 2-3, A: 4-1, N: 0-1) **6-5, 3-3 (SEC)**

GATOR BOWL

Captain: Maxie Baughan

DATE	GT	OPP	OPPONENT	W/L	SCORE	ATT	REC
S 19	-	-	at Kentucky*	W	14-12	35,000	1-0
S 26	16	6	SMU	W	16-12	43,000	2-0
O 3	7	6	Clemson	W	16-6	44,174	3-0
O 10	3	8	at Tennessee*	W	14-7	45,021	4-0
O 17	4	11	Auburn*	L	6-7	44,174	4-1
O 24	9	-	at Tulane*	W	21-13	30,000	5-1
O 31	9	-	Duke (HC)	L	7-10	44,174	5-2
N 7	19	-	at Notre Dame	W	14-10	58,575	6-2
N 14	15	-	at Alabama*	L	7-9	43,500	6-3
N 28	-	6	Georgia*	L	14-21	44,174	6-4

GATOR BOWL (Jacksonville, Fla.)

J 2 - 9 vs. Arkansas L 7-14 45,104 6-5

1 - Played in Birmingham, Ala.

1960 (H: 4-1, A: 1-4) **5-5, 4-4 (SEC)**

Captain: Gerald Burch

DATE	GT	OPP	OPPONENT	W/L	SCORE	ATT	REC
S 17	-	-	Kentucky*	W	23-13	40,594	1-0
S 24	13	-	at Rice	W	16-13	35,000	2-0
O 1	10	-	at Florida*	L	17-18	39,000	2-1
O 8	-	-	LSU*	W	6-2	44,176	3-1
O 15	19	-	at Auburn ¹ *	L	7-9	44,000	3-2
O 22	-	-	Tulane* (HC)	W	14-6	43,608	4-2
O 29	-	15	at Duke	L	0-6	40,000	4-3
N 5	-	8	Tennessee*	W	14-7	45,072	5-3
N 12	-	-	Alabama*	L	15-16	44,006	5-4
N 26	-	-	at Georgia*	L	6-7	55,000	5-5

1 - Played in Birmingham, Ala.

1961 (H: 5-0, A: 2-3, N: 0-1) **7-4, 4-3 (SEC)**

GATOR BOWL

Captains: Chick Graning, Willie McGaughey, Billy Williamson

DATE	GT	OPP	OPPONENT	W/L	SCORE	ATT	REC
S 22	-	9	at USC (RFI)	W	27-7	39,590	1-0
S 30	-	-	Rice	W	24-0	43,501	2-0
O 7	3	-	at LSU*	L	0-10	66,000	2-1
O 14	-	-	Duke	W	21-0	44,015	3-1
O 21	8	-	Auburn*	W	7-6	45,376	4-1
O 28	9	-	at Tulane*	W	35-0	18,000	5-1
N 4	7	-	Florida* (HC)	W	20-0	44,940	6-1
N 11	9	-	at Tennessee*	L	6-10	46,000	6-2
N 18	-	2	at Alabama*	L	0-10	53,000	6-3
D 2	-	-	Georgia*	W	22-7	47,098	7-3

GATOR BOWL (Jacksonville, Fla.)

D 30 13 17 vs. Penn State L 15-30 50,202 7-4

FINAL RANKING: 13 (AP), 13 (UPI)

1 - Played in Birmingham, Ala.

YEAR-BY-YEAR RESULTS

1962 (H: 4-1-1, A: 3-1, N: 0-1) **7-3-1, 5-2 (SEC)**

BLUEBONNET BOWL

Captain: Tom Winingder

DATE	GT	OPP	OPPONENT	W/L	SCORE	ATT	REC
S 22	-	-	Clemson	W	26-9	51,140	1-0-0
S 29	8	-	at Florida*	W	17-0	44,500	2-0-0
O 6	5	-	LSU*	L	7-10	49,744	2-1-0
O 13	11	-	Tennessee*	W	17-0	52,223	3-1-0
O 20	-	-	at Auburn**	L	14-17	56,319	3-2-0
O 27	-	-	Tulane* (HC)	W	42-12	46,370	4-2-0
N 3	-	-	at Duke	W	20-9	44,000	5-2-0
N 10	-	-	Florida State	T	14-14	43,802	5-2-1
N 17	-	1	Alabama*	W	7-6	52,971	6-2-1
D 1	-	-	at Georgia*	W	37-6	55,000	7-2-1

BLUEBONNET BOWL (Houston, Texas)

D 22	-	-	vs. Missouri	L	10-14	55,000	7-3-1
------	---	---	--------------	---	-------	--------	-------

FINAL RANKING: 11 (UPI)

1 - Played in Birmingham, Ala.

1963

(H: 5-1, A: 2-2) **7-3, 4-3 (SEC)**

Captain: Billy Lothridge

DATE	GT	OPP	OPPONENT	W/L	SCORE	ATT	REC
S 14	-	-	Florida*	W	9-0	43,000	1-0
S 28	9	-	Clemson	W	27-0	33,916	2-0
O 5	7	-	at LSU*	L	6-7	68,000	2-1
O 12	-	-	at Tennessee*	W	23-7	51,527	3-1
O 19	8	-	Auburn*	L	21-29	53,091	3-2
O 26	-	-	at Tulane*	W	17-3	15,000	4-2
N 2	-	-	Duke (HC)	W	30-6	52,266	5-2
N 9	-	-	Florida State	W	15-7	49,804	6-2
N 16	-	7	at Alabama*	L	11-27	54,000	6-3
N 30	-	-	Georgia *	W	14-3	53,052	7-3

1 - Played in Birmingham, Ala.

INDEPENDENT

1964-78

1964

(H: 4-2, A: 2-1, N: 1-0) **7-3**

Captains: Bill Curry, Johnny Gresham

DATE	GT	OPP	OPPONENT	W/L	SCORE	ATT	REC
S 19	-	-	Vanderbilt	W	14-2	44,288	1-0
S 26	-	-	Miami	W	20-0	44,115	2-0
O 3	-	-	Clemson	W	14-7	46,571	3-0
O 9	-	-	vs. Navy ¹ (FR)	W	17-0	40,000	4-0
O 17	-	-	at Auburn ²	W	7-3	57,000	5-0
O 24	-	-	Tulane (HC)	W	7-6	45,129	6-0
O 31	8	-	at Duke	W	21-8	45,000	7-0
N 7	7	-	Tennessee	L	14-22	50,763	7-1
N 14	10	2	Alabama	L	7-24	53,505	7-2
N 28	-	-	at Georgia	L	0-7	52,000	7-3

1 - Played in Jacksonville, Fla.

2 - Played in Birmingham, Ala.

1965

(H: 5-2, A: 1-1-1, N: 1-0) **7-3-1**

GATOR BOWL CHAMPIONS

Captains: John Battle, Tommy Bleick

DATE	GT	OPP	OPPONENT/W/L	SCORE	ATT	REC
S 18	-	-	at Vanderbilt	T	10-10	22,275 0-0-1
S 25	-	-	Texas A&M	L	10-14	45,843 0-1-1
O 2	-	-	Clemson	W	38-6	46,736 1-1-1
O 9	-	-	at Tulane	W	13-10	35,000 2-1-1
O 16	-	-	Auburn	W	23-14	50,164 3-1-1
O 23	-	-	Navy	W	37-16	49,793 4-1-1
O 30	-	-	Duke (HC)	W	35-23	46,981 5-1-1
N 6	-	-	at Tennessee	L	7-21	52,174 5-2-1
N 13	-	-	Virginia	W	42-19	40,094 6-2-1
N 27	-	-	Georgia	L	7-17	52,013 6-3-1

GATOR BOWL (Jacksonville, Fla.)

D 31	-	10	vs. Texas Tech	W	31-21	60,127 7-3-1
------	---	----	----------------	---	-------	--------------

1966

(H: 7-0, A: 2-1, N: 0-1) **9-2**

ORANGE BOWL

Captains: Jim Breland, Bill Moorer, Billy Schroer, Sammy Burke

DATE	GT	OPP	OPPONENT	W/L	SCORE	ATT	REC
S 17	-	-	Texas A&M	W	38-3	36,215	1-0
S 24	-	-	Vanderbilt	W	42-0	42,260	2-0
O 1	9	-	Clemson	W	13-12	44,735	3-0
O 8	9	8	Tennessee	W	6-3	52,180	4-0
O 15	7	-	at Auburn ¹	W	17-3	54,000	5-0
O 22	6	-	Tulane	W	35-17	44,355	6-0
O 29	6	-	at Duke	W	48-7	42,000	7-0
N 5	5	-	Virginia	W	14-13	42,126	8-0
N 12	5	-	Penn State (HC)	W	21-0	50,172	9-0
N 26	5	7	at Georgia	L	14-23	48,782	9-1

ORANGE BOWL (Miami, Fla.)

J 2	8	-	vs. Florida	L	12-27	72,426	9-2
-----	---	---	-------------	---	-------	--------	-----

FINAL RANKING: 8 (AP), 8 (UPI)

1 - Played in Birmingham, Ala.



BUD CARSON

Head Coach (1967-71)

5 seasons

Record: 27-27-0 (.500)

1967

(H: 3-3, A: 1-3) **4-6**

Captains: Kim King, David Barber, Randall Edmunds

DATE	GT	OPP	OPPONENT	W/L	SCORE	ATT	REC
S 23	-	-	at Vanderbilt	W	17-10	24,000	1-0
S 30	-	-	TCU	W	24-7	55,299	2-0
O 7	-	-	Clemson	W	10-0	59,588	3-0
O 14	-	-	at Tennessee	L	13-24	55,119	3-1
O 21	-	-	Auburn	L	10-28	59,603	3-2
O 28	-	-	at Tulane	L	12-23	29,643	3-3
N 4	-	-	Duke (HC)	W	19-7	50,103	4-3
N 10	-	-	at Miami (FR)	L	7-49	48,267	4-4
N 18	-	9	Notre Dame	L	3-36	60,024	4-5
N 25	-	-	Georgia	L	14-21	53,699	4-6

1968

 (H: 3-3, A: 1-3) **4-6**
Captains: Bill Kinard, Joel Stevenson

DATE	GT	OPP	OPPONENT	W/L	SCORE	ATT	REC
S 21	-	-	TCU	W	17-7	43,273	1-0
S 28	-	15	Miami	L	7-10	44,774	1-1
O 5	-	-	Clemson	W	24-21	56,116	2-1
O 12	-	10	Tennessee	L	7-24	60,011	2-2
O 19	-	-	at Auburn ¹	W	21-20	50,000	3-2
O 26	-	-	Tulane (H:C)	W	23-19	47,481	4-2
N 2	-	-	at Duke	L	30-46	25,000	4-3
N 9	-	-	Navy	L	15-35	31,624	4-4
N 16	-	9	at Notre Dame	L	6-34	50,075	4-5
N 30	-	4	at Georgia	L	8-47	59,537	4-6

1 - Played in Birmingham, Ala.

1969

 (H: 4-3, A: 0-3) **4-6**
Captains: Gene Spiotta, Renso Perdoni

DATE	GT	OPP	OPPONENT	W/L	SCORE	ATT	REC
S 20	-	-	SMU	W	24-21	46,624	1-0
S 27	-	-	Baylor	W	17-10	37,776	2-0
O 4	-	-	Clemson	L	10-21	50,224	2-1
O 1	-	10	at Tennessee	L	8-26	63,171	2-2
O 18	-	15	Auburn	L	14-17	59,464	2-3
O 25	-	7	at USC	L	18-29	53,341	2-4
N 1	-	-	Duke (H:C)	W	20-7	41,113	3-4
N 8	-	-	at Tulane	L	7-14	19,450	3-5
N 15	-	9	Notre Dame	L	20-38	41,104	3-6
N 29	-	-	Georgia	W	6-0	60,106	4-6

1970

 (H: 6-1, A: 2-2, N: 1-0) **9-3**
SUN BOWL CHAMPIONS
Captains: Jack Williams, Renso Perdoni

DATE	GT	OPP	OPPONENT	W/L	SCORE	ATT	REC
S 12	-	17	South Carolina	W	23-20	51,206	1-0
S 19	-	-	Florida State	W	23-13	50,324	2-0
S 26	19	-	Miami	W	31-21	44,246	3-0
O 3	15	-	Clemson	W	28-7	50,113	4-0
O 10	13	20	Tennessee	L	6-17	59,624	4-1
O 17	16	8	at Auburn	L	7-31	62,391	4-2
O 24	-	-	Tulane	W	20-6	32,129	5-2
O 31	-	-	at Duke	W	24-16	32,650	6-2
N 7	-	-	Navy (H:C)	W	30-8	50,105	7-2
N 14	-	1	at Notre Dame	L	7-10	59,075	7-3
N 28	16	-	at Georgia	W	17-7	59,803	8-3

SUN BOWL (El Paso, Texas)

D 19 13 19 vs. Texas Tech W 17-9 30,512 9-3

FINAL RANKING: 13 (AP), 17 (UPI)


1971

 (H: 5-3, A: 1-2, N: 0-1) **6-6**
PEACH BOWL
Captains: Brent Cunningham, Jeff Ford

DATE	GT	OPP	OPPONENT	W/L	SCORE	ATT	REC
S 11	17	-	at South Carolina	L	7-24	54,842	0-1
S 18	-	18	Michigan State	W	10-0	50,646	1-1
S 25	-	-	Army	L	13-16	40,123	1-2
O 2	-	-	Clemson	W	24-14	50,239	2-2
O 9	-	13	at Tennessee	L	6-10	63,671	2-3
O 16	-	5	Auburn	L	14-31	60,204	2-4
O 23	-	-	at Tulane	W	24-16	50,248	3-4
O 30	-	-	Duke (H:C)	W	21-0	49,886	4-4
N 6	-	-	Navy	W	34-21	44,821	5-4
N 13	-	-	Florida State	W	12-6	44,261	6-4
N 25	-	7	Georgia (T)	L	24-28	60,124	6-5

PEACH BOWL (Atlanta, Ga.)

D 30 - 17 vs. Ole Miss L 18-41 36,771 6-6



BILL FULCHER

Head Coach (1972-73)
2 seasons
Record: 12-10-1 (.543)

1972

 (H: 5-1-1, A: 1-3, N: 1-0) **7-4-1**
LIBERTY BOWL CHAMPIONS
Captains: Brad Bourne, Rick Lantz

DATE	GT	OPP	OPPONENT	W/L	SCORE	ATT	REC
S 9	-	15	Tennessee	L	3-34	52,112	0-1
S 16	-	-	South Carolina	W	34-6	48,224	1-1
S 23	-	18	at Michigan State	W	21-16	44,141	2-1
S 30	-	-	Rice	T	36-36	41,179	2-1-1
O 7	-	-	Clemson	W	31-9	50,239	3-1-1
O 12	-	14	at Auburn	L	14-24	60,261	3-2-1
O 28	-	-	Tulane (H:C)	W	21-7	48,096	4-2-1
N 4	-	-	at Duke	L	14-20	37,300	4-3-1
N 11	-	-	Boston College	W	42-10	36,114	5-3-1
N 18	-	-	Navy	W	30-7	39,233	6-3-1
D 2	-	-	Georgia	L	7-27	60,241	6-4-1

LIBERTY BOWL (Memphis, Tenn.)

D 18 - - vs. Iowa State W 31-30 50,021 7-4-1


FINAL RANKING: 20 (AP)

1973

 (H: 4-3, A: 0-3, N: 1-0) **5-6**
Captains: Jim Owings, Steve Putnal

DATE	GT	OPP	OPPONENT	W/L	SCORE	ATT	REC
S 15	-	-	at South Carolina	L	28-41	51,584	0-1
S 22	-	1	USC	L	6-23	58,228	0-2
S 29	-	-	Clemson	W	29-21	48,062	1-2
O 6	-	-	Army	W	14-10	50,111	2-2
O 13	-	8	at Tennessee	L	14-20	70,616	2-3
O 20	-	-	Auburn	L	10-24	59,123	2-4
O 27	-	-	at Tulane	L	14-23	66,826	2-5
N 3	-	-	Duke (H:C)	W	12-10	47,129	3-5
N 10	-	-	VMI	W	36-7	38,112	4-5
N 17	-	-	Navy ¹	W	26-22	26,235	5-5
D 1	-	-	Georgia	L	3-10	60,316	5-6

1 - Played in Baltimore, Md.



PEPPER RODGERS
Head Coach (1974-79)
6 seasons
Record: 34-31-2 (.522)

1974 (H: 5-2, A: 1-3) **6-5**

Captains: Billy Shields, Joe Harris, Randy Rhino

DATE	GT	OPP	OPPONENT	W/L	SCORE	ATT	REC
S 9	-	2	Notre Dame (MON)	L	7-31	44,228	0-1
S 14	-	-	South Carolina	W	35-20	47,171	1-1
S 21	-	15	Pittsburgh	L	17-27	37,361	1-2
S 28	-	-	at Clemson	L	17-21	42,000	1-3
O 5	-	-	Virginia	W	28-24	26,371	2-3
O 12	-	-	North Carolina (HC)	W	29-28	38,413	3-3
O 19	-	5	at Auburn	L	22-31	62,907	3-4
O 26	-	18	Tulane	W	27-7	48,623	4-4
N 2	-	-	at Duke	L	0-9	34,500	4-5
N 16	-	-	Navy	W	22-0	41,132	5-5
N 30	-	-	at Georgia	W	34-14	47,500	6-5

1975 (H: 6-2, A: 1-2) **7-4**

Captains: Mark Hunter, Rick Gibney, Steve Crawford

DATE	GT	OPP	OPPONENT	W/L	SCORE	ATT	REC
S 13	-	-	at South Carolina	L	17-23	51,428	0-1
S 20	-	-	Miami	W	38-23	32,334	1-1
S 27	-	-	Clemson	W	33-28	46,212	2-1
O 4	-	-	Florida State	W	30-0	35,261	3-1
O 11	-	-	VMI	W	38-10	40,194	4-1
O 18	-	-	Auburn	L	27-31	58,316	4-2
O 25	-	-	at Tulane	W	23-0	63,333	5-2
N 1	-	-	Duke (HC)	W	21-6	44,116	6-2
N 8	-	12	at Notre Dame	L	3-24	59,075	6-3
N 15	-	-	Navy	W	14-13	36,231	7-3
N 27	-	15	Georgia (T)	L	26-42	55,135	7-4

1976 (H: 3-3-1, A: 1-3) **4-6-1**

Captains: Lucius Sanford, Leo Tierney, Tony Daykin

DATE	GT	OPP	OPPONENT	W/L	SCORE	ATT	REC
S 11	-	-	South Carolina	L	17-27	38,923	0-1-0
S 18	-	3	Pittsburgh	L	14-42	43,424	0-2-0
S 25	-	-	Clemson	T	24-24	43,937	0-2-1
O 2	-	-	Virginia	W	35-14	38,119	1-2-1
O 9	-	-	Tennessee	L	7-42	55,631	1-3-1
O 16	-	-	at Auburn	W	28-10	63,876	2-3-1
O 23	-	-	Tulane	W	28-16	31,214	3-3-1
O 30	-	-	at Duke	L	7-31	30,300	3-4-1
N 6	-	11	Notre Dame (HC)	W	23-14	50,079	4-4-1
N 13	-	-	at Navy	L	28-34	20,010	4-5-1
N 27	-	4	at Georgia	L	10-13	60,500	4-6-1

1977 (H: 4-2, A: 2-3) **6-5**

Captains: Lucius Sanford, Randy Pass, Freeman Colbert, Lawton Hydrick

DATE	GT	OPP	OPPONENT	W/L	SCORE	ATT	REC
S 10	-	-	at South Carolina	L	0-17	55,934	0-1
S 17	-	-	Miami	W	10-6	31,916	1-1
S 24	-	-	Clemson	L	14-31	50,116	1-2
O 1	-	-	Air Force	W	30-3	30,067	2-2
O 8	-	-	at Tennessee	W	24-8	82,631	3-2
O 15	-	-	Auburn	W	38-21	54,961	4-2
O 22	-	-	at Tulane	W	38-14	28,345	5-2
O 29	-	-	Duke (HC)	L	24-25	47,131	5-3
N 5	-	5	at Notre Dame	L	14-69	59,075	5-4
N 12	-	-	at Navy	L	16-20	18,590	5-5
N 26	-	-	Georgia	W	16-7	60,104	6-5

1978 (H: 5-2, A: 2-2, N: 0-1) **7-5**

PEACH BOWL

Captains: Eddie Lee Ivery, Donald Patterson, Jeff Shank, Mike Taylor

DATE	GT	OPP	OPPONENT	W/L	SCORE	ATT	REC
S 9	-	-	at Duke	L	10-28	27,865	0-1
S 16	-	-	California	L	22-34	26,577	0-2
S 23	-	-	Tulane	W	27-17	25,805	1-2
S 30	-	-	The Citadel	W	28-0	21,802	2-2
O 7	-	-	South Carolina	W	6-3	36,128	3-2
O 14	-	-	Miami	W	24-19	29,695	4-2
O 21	-	-	at Auburn	W	24-10	59,111	5-2
O 28	-	-	Florida (HC)	W	17-13	44,866	6-2
N 11	-	-	at Air Force	W	42-21	19,564	7-2
N 18	20	10	Notre Dame	L	21-38	54,526	7-3
D 2	-	11	at Georgia	L	28-29	59,700	7-4
PEACH BOWL (Atlanta, Ga.)							
D 25	-	7	vs. Purdue	L	21-41	20,277	7-5

ACC 1979-PRESENT

1979 (H: 4-2, A: 0-4-1) **4-6-1**

Captain: Tom Daniel

DATE	GT	OPP	OPPONENT	W/L	SCORE	ATT	REC
S 8	-	2	Alabama	L	6-30	57,621	0-1
S 22	-	-	at Florida	T	7-7	60,313	0-1-1
S 29	-	-	William & Mary	W	33-7	28,511	1-1-1
O 6	-	10	at Notre Dame	L	13-21	59,075	1-2-1
O 13	-	-	at Tennessee	L	0-31	85,524	1-3-1
O 20	-	14	Auburn	L	14-38	54,236	1-4-1
O 27	-	-	at Tulane	L	7-12	51,963	1-5-1
N 3	-	-	Duke	W	24-14	23,445	2-5-1
N 10	-	-	Air Force (HC)	W	21-0	30,113	3-5-1
N 17	-	-	Navy	W	24-14	24,318	4-5-1
N 24	-	-	Georgia	L	3-16	48,781	4-6-1



BILL CURRY

Head Coach (1980-86)
7 seasons
Record: 31-43-4 (.423)

1980 (H: 1-4-1, A: 0-5) **1-9-1**

Captains: Ben Utt, Duane Wood, Ken Taylor, Darrell Thomas

DATE	GT	OPP	OPPONENT	W/L	SCORE	ATT	REC
S 6	-	2	at Alabama ¹	L	3-26	78,410	0-1
S 20	-	-	Florida	L	12-45	35,165	0-2
S 27	-	-	Memphis	W	17-8	28,062	1-2
O 4	-	10	at North Carolina	L	0-33	49,750	1-3
O 11	-	-	Tennessee	L	10-23	50,127	1-4
O 18	-	-	at Auburn	L	14-17	57,950	1-5
O 25	-	-	Tulane (HC)	L	14-31	35,119	1-6
N 1	-	-	at Duke	L	12-17	18,200	1-7
N 8	-	1	Notre Dame	T	3-3	41,226	1-7-1
N 15	-	-	Navy	L	8-19	17,631	1-8-1
N 29	-	1	at Georgia	L	20-38	62,800	1-9-1

1 - Played in Birmingham, Ala.

1981 (H: 0-6, A: 1-4) **1-10**

Captains: David Lutz, Lance Skelton, Mark Bradley, Ken Carney

DATE	GT	OPP	OPPONENT	W/L	SCORE	ATT	REC
S 12	-	4	at Alabama ¹	W	24-21	78,865	1-0
S 19	-	-	at Florida	L	6-27	63,876	1-1
S 26	-	-	Memphis	L	15-28	32,463	1-2
O 3	-	6	North Carolina	L	7-28	39,263	1-3
O 10	-	-	at Tennessee	L	7-10	94,478	1-4
O 17	-	-	Auburn	L	7-31	50,263	1-5
O 24	-	-	at Tulane	L	10-27	37,431	1-6
O 31	-	-	at Duke (HC)	L	24-38	30,232	1-7
N 7	-	-	at Notre Dame	L	3-35	59,075	1-8
N 14	-	-	Navy	L	14-20	20,129	1-9
N 28	-	3	Georgia	L	7-44	58,623	1-10

1 - Played in Birmingham, Ala.

1982 (H: 3-2, A: 3-3) **6-5**

Captains: David Lutz, Sammy Brown, Kevin Brownlee

DATE	GT	OPP	OPPONENT	W/L	SCORE	ATT	REC
S 11	-	4	Alabama	L	7-45	57,126	0-1
S 18	-	-	The Citadel	W	36-7	24,463	1-1
S 25	-	-	at Memphis	W	24-20	15,061	2-1
O 2	-	12	at North Carolina	L	0-41	49,500	2-2
O 9	-	-	at Tulane	W	19-13	34,321	3-2
O 16	-	-	at Auburn	L	0-24	57,000	3-3
O 23	-	-	Tennessee	W	31-21	43,182	4-3
O 30	-	-	Duke (HC)	L	21-38	36,562	4-4
N 6	-	-	Virginia	W	38-32	22,103	5-4
N 13	-	-	at Wake Forest	W	45-7	19,257	6-4
N 27	-	1	at Georgia	L	18-38	82,122	6-5

1983 (H: 2-4, A: 1-4) **3-8, 3-2** (3rd, ACC)

Captains: Rob Horton, Dean Waters, Ron Rice

DATE	GT	OPP	OPPONENT	W/L	SCORE	ATT	REC
S 10	-	14	at Alabama ¹	L	7-20	77,143	0-1
S 17	-	-	Furman	L	14-17	24,311	0-2
S 24	-	-	at Clemson*	L	14-41	73,000	0-3
O 1	-	5	North Carolina*	L	21-38	34,000	0-4
O 8	-	-	at NC State*	W	20-10	40,800	1-4
O 15	-	5	Auburn	L	13-31	55,112	1-5
O 22	-	-	at Tennessee	L	3-37	94,768	1-6
O 29	-	-	at Duke*	L	26-32	17,650	1-7
N 3	-	-	Virginia* THU	W	31-27	22,032	2-7
N 12	-	-	Wake Forest* (HC)	W	49-33	26,330	3-7
N 26	-	7	Georgia	L	24-27	59,113	3-8

1984 (H: 4-2, A: 2-2-1) **6-4-1, 2-2-1** (5th, ACC)

Captains: David Bell, Donnie Chisholm, Robert Lavette

DATE	GT	OPP	OPPONENT	W/L	SCORE	ATT	REC
S 15	-	19	Alabama	W	16-6	56,107	1-0
S 22	-	-	The Citadel	W	48-3	31,684	2-0
S 29	18	13	Clemson*	W	28-21	57,704	3-0
O 6	12	-	NC State*	L	22-27	32,627	3-1
O 13	20	-	at Virginia*	T	20-20	40,067	3-1-1
O 20	-	13	at Auburn	L	34-48	75,216	3-2-1
O 27	-	-	Tennessee	L	21-24	45,167	3-3-1
N 3	-	-	Duke* (HC)	W	31-3	36,393	4-3-1
N 10	-	-	at North Carolina*	L	17-24	47,000	4-4-1
N 17	-	-	at Wake Forest*	W	24-7	22,700	5-4-1
D 1	-	18	at Georgia	W	35-18	82,122	6-4-1

1985 (H: 5-2, A: 3-0-1, N: 1-0) **9-2-1, 5-1** (2nd, ACC)

ALL-AMERICAN BOWL CHAMPIONS
Captains: John Ivemeyer, Ted Roof, Mike Snow

DATE	GT	OPP	OPPONENT	W/L	SCORE	ATT	REC
S 14	-	-	at NC State*	W	28-18	32,100	1-0
S 21	-	-	Virginia*	L	13-24	38,291	1-1
S 28	-	-	at Clemson*	W	14-3	78,000	2-1
O 5	-	-	North Carolina*	W	31-0	35,625	3-1
O 12	-	-	Western Carolina (HC)	W	24-17	36,111	4-1
O 19	-	8	Auburn	L	14-17	57,501	4-2
O 26	-	16	at Tennessee	T	6-6	94,575	4-2-1
N 2	-	-	at Duke*	W	9-0	14,400	5-2-1
N 9	-	-	Chattanooga	W	35-7	25,763	6-2-1
N 16	-	-	Wake Forest*	W	41-10	28,575	7-2-1
N 30	-	20	Georgia	W	20-16	59,602	8-2-1

ALL-AMERICAN BOWL (Birmingham, Ala.)


D 31 - vs. Michigan State W 17-14 45,000 9-2-1

FINAL RANKING: 19 (AP), 18 (UPI), 18 (USA), 17 (TSN)

1986 (H: 4-1-1, A: 1-4) **5-5-1, 3-3** (4th, ACC)

Captains: Cory Collier, Kyle Ambrose, Bart Jones

DATE	GT	OPP	OPPONENT	W/L	SCORE	ATT	REC
S 13	-	-	Furman	T	17-17	33,352	0-0-1
S 20	-	-	at Virginia*	W	28-14	34,800	1-0-1
S 27	-	-	Clemson*	L	3-27	46,062	1-1-1
O 4	-	-	at North Carolina*	L	20-21	50,000	1-2-1
O 11	-	17	NC State*	W	59-21	24,110	2-2-1
O 18	-	7	at Auburn	L	10-31	72,500	2-3-1
O 25	-	-	Tennessee	W	14-13	28,432	3-3-1
N 1	-	-	Duke* (HC)	W	34-6	37,102	4-3-1
N 8	-	-	VMI	W	52-6	23,542	5-3-1
N 22	-	-	at Wake Forest*	L	21-24	17,300	5-4-1
N 29	-	18	at Georgia	L	24-31	82,122	5-5-1



BOBBY ROSS
Head Coach (1987-91)
5 seasons
Record: 31-26-1 (.543)

■ Beginning with 1990, rankings listed are AP / Coaches. The Coaches' Poll was released by UPI in 1990, then *USA TODAY* beginning in 1991.

1987 (H: 2-5, A: 0-4) **2-9, 0-6** (8th, ACC)

Captains: Ivory Lee, Malcolm King

DATE	GT	OPP	OPPONENT	W/L	SCORE	ATT	REC
S 12	-	-	The Citadel	W	51-12	31,211	1-0
S 19	-	-	North Carolina*	L	23-30	33,151	1-1
S 26	-	9	at Clemson*	L	12-33	80,000	1-2
O 3	-	-	at NC State*	L	0-17	36,300	1-3
O 10	-	-	Indiana State	W	38-0	30,039	2-3
O 17	-	5	Auburn	L	10-20	45,559	2-4
O 24	-	13	at Tennessee	L	15-29	93,011	2-5
O 31	-	-	at Duke*	L	14-48	30,800	2-6
N 7	-	-	Virginia* (HC)	L	14-23	38,111	2-7
N 21	-	-	Wake Forest*	L	6-33	21,114	2-8
N 28	-	14	Georgia	L	16-30	45,103	2-9

1988 (H: 3-3, A: 0-5) **3-8, 0-7** (8th, ACC)

Captains: Eric Bearden, Cedric Stallworth

DATE	GT	OPP	OPPONENT	W/L	SCORE	ATT	REC
S 10	-	-	Chattanooga	W	24-10	22,720	1-0
S 17	-	-	at Virginia*	L	16-17	24,800	1-1
S 24	-	12	Clemson*	L	13-30	45,106	1-2
O 1	-	-	NC State*	L	6-14	36,892	1-3
O 8	-	-	at Maryland*	L	8-13	36,969	1-4
O 15	-	8	South Carolina	W	34-0	45,103	2-4
O 22	-	-	at North Carolina*	L	17-20	42,000	2-5
O 29	-	-	Duke* (HC)	L	21-31	40,393	2-6
N 5	-	-	VMI	W	34-7	26,923	3-6
N 12	-	-	at Wake Forest*	L	24-28	21,500	3-7
N 26	-	20	at Georgia	L	3-24	82,011	3-8

1989 (H: 6-1, A: 1-3) **7-4, 4-3** (14th, ACC)

Captains: Jerry Mays, Eric Thomas

DATE	GT	OPP	OPPONENT	W/L	SCORE	ATT	REC
S 9	-	25	at NC State*	L	28-38	40,800	0-1
S 16	-	-	Virginia*	L	10-17	38,062	0-2
S 23	-	-	at South Carolina	L	10-21	70,018	0-3
O 7	-	-	Maryland*	W	28-24	32,062	1-3
O 14	-	14	at Clemson*	W	30-14	82,500	2-3
O 21	-	-	North Carolina* (HC)	W	17-14	41,114	3-3
O 28	-	-	at Duke*	L	19-30	38,621	3-4
N 4	-	-	Western Carolina	W	34-7	28,821	4-4
N 18	-	-	Wake Forest*	W	43-14	26,114	5-4
N 25	-	-	Boston College	W	13-12	28,221	6-4
D 2	-	-	Georgia	W	33-22	46,064	7-4

1990 (H: 6-0, A: 4-0-1, N: 1-0) **11-0-1, 7-0** (1st, ACC)

NATIONAL CHAMPIONS (UPI), ACC CHAMPIONS

Captains: Darryl Jenkins, Jeremiah McClary

DATE	GT	OPP	OPPONENT	W/L	SCORE	ATT	REC
S 8	-	-	NC State*	W	21-13	40,021	1-0
S 22	-	-	Chattanooga	W	44-9	32,911	2-0
S 29	-	25/-	South Carolina	W	27-6	46,011	3-0
O 6	23/18	-	at Maryland*	W	31-3	31,941	4-0
O 13	18/15	15/14	Clemson*	W	21-19	46,066	5-0
O 20	11/11	-	at North Carolina*	T	13-13	48,000	5-0-1
O 27	16/12	-	Duke* (HC)	W	48-31	44,061	6-0-1
N 3	16/14	1/1	at Virginia*	W	41-38	49,700	7-0-1
N 10	7/7	-	Virginia Tech	W	6-3	43,011	8-0-1
N 17	4/5	-	at Wake Forest*	W	42-7	13,493	9-0-1
D 1	2/3	-	at Georgia	W	40-23	82,122	10-0-1

FLORIDA CITRUS BOWL (Orlando, Fla.)

J 1 2/2 19/13 vs. Nebraska W 45-21 73,328 11-0-1

FINAL RANKING: 1 (UPI), 1 (TSN), 2 (AP), 2 (USA)

1991 (H: 5-1, A: 2-3, N: 1-1) **8-5, 5-2** (12nd, ACC)

ALOHA BOWL CHAMPIONS

Captains: Mike Mooney, Willie Clay, Steve Pharr

DATE	GT	OPP	OPPONENT	W/L	SCORE	ATT	REC
A 28	*/6	7/8	vs. Penn State ¹ WED	L	22-34	77,409	0-1
S 14	17/18	-	at Boston College	W	30-14	26,108	1-1
S 19	17/19	-	Virginia* THU	W	24-21	42,192	2-1
S 28	19/18	7/5	at Clemson*	L	7-9	83,500	2-2
O 5	21/23	19/18	at NC State*	L	21-28	44,105	2-3
O 12	-	-	Maryland*	W	34-10	42,011	3-3
O 19	-	-	at South Carolina	L	14-23	67,220	3-4
O 26	-	-	North Carolina* (HC)	W	35-14	45,542	4-4
N 2	-	-	at Duke*	W	17-6	38,732	5-4
N 9	-	-	Furman	W	19-17	40,039	6-4
N 16	-	-	Wake Forest*	W	27-3	38,124	7-4
N 30	-	25/-	Georgia	L	15-18	46,053	7-5

ALOHA BOWL (Honolulu, Hawaii)

D 25 - 17/17 vs. Stanford W 18-17 34,433 8-5

1 - Kickoff Classic (East Rutherford, N.J.)

* Preseason poll


BILL LEWIS
Head Coach (1992-94)
3 seasons
Record: 11-19 (.367)

GEORGE O'LEARY
Head Coach (1995-2001)
7 seasons
Record: 52-33 (.612)

1992 (H: 4-2, A: 1-4) **5-6, 4-4** (4th, ACC)

Captains: Shawn Jones, Coleman Rudolph, Kevin Battle, Steve Pharr

DATE	GT	OPP	OPPONENT	W/L	SCORE	ATT	REC
S 12	24/24	-	Western Carolina	W	37-19	41,911	1-0
S 19	22/20	20/19	at Virginia*	L	24-55	42,100	1-1
S 26	-	16/14	Clemson*	W	20-16	46,033	2-1
O 3	23/23	21/18	NC State*	W	16-13	40,761	3-1
O 10	17/17	-	at Maryland*	W	28-26	26,250	4-1
O 17	16/17	6/6	Florida State*	L	24-29	46,226	4-2
O 24	19/19	-	at North Carolina*	L	14-26	52,800	4-3
O 31	-	-	Duke* (HC)	W	20-17	44,129	5-3
N 7	-	-	at Baylor	L	27-31	38,213	5-4
N 14	-	-	Wake Forest*	L	10-23	40,066	5-5
N 28	-	9/10	at Georgia	L	17-31	85,434	5-6

1995 (H: 4-2, A: 2-3) **6-5, 5-3** (4th, ACC)

Captains: Michael Cheever, Donnie Davis, Ryan Stewart

DATE	GT	OPP	OPPONENT	W/L	SCORE	ATT	REC
S 2	-	-	Furman	W	51-7	38,511	1-0
S 7	-	17/15	at Arizona THU	L	19-20	46,786	1-1
S 16	-	16/17	at Virginia*	L	14-41	36,500	1-2
S 28	-	16/17	Maryland* THU	W	31-3	44,137	2-2
O 7	-	-	at Duke*	W	37-21	20,110	3-2
O 14	-	-	North Carolina*	W	27-25	40,201	4-2
O 21	-	1/1	at Florida State*	L	10-42	76,400	4-3
O 28	-	-	Clemson* (HC)	L	3-24	45,245	4-4
N 4	-	-	at Wake Forest*	W	24-23	23,114	5-4
N 11	-	-	NC State*	W	27-19	33,121	6-4
N 23	-	-	Georgia (T)	L	17-18	46,205	6-5

1993 (H: 3-3, A: 2-3) **5-6, 3-5** (6th, ACC)

Captains: Tom Johnson, Dorsey Levens

DATE	GT	OPP	OPPONENT	W/L	SCORE	ATT	REC
S 11	-	-	Furman	W	37-3	43,200	1-0
S 16	-	25/23	Virginia* THU	L	14-35	41,300	1-1
S 25	-	-	at Clemson*	L	13-16	75,000	1-2
O 2	-	1/1	at Florida State*	L	0-51	74,611	1-3
O 9	-	-	Maryland*	W	38-0	36,218	2-3
O 16	-	14/13	North Carolina*	L	3-41	39,216	2-4
O 23	-	-	at NC State*	L	23-28	40,123	2-5
O 30	-	-	at Duke*	W	47-14	30,470	3-5
N 6	-	-	Baylor (HC)	W	37-27	42,175	4-5
N 13	-	-	at Wake Forest*	W	38-28	21,113	5-5
N 25	-	-	Georgia (T)	L	10-43	46,018	5-6

1996 (H: 4-2, A: 1-4) **5-6, 4-4** (5th, ACC)

Captains: Curtis McGee, Nathan Perryman

DATE	GT	OPP	OPPONENT	W/L	SCORE	ATT	REC
S 7	-	-	at NC State*	W	28-16	41,500	1-0
S 14	-	-	Wake Forest*	W	30-10	45,750	2-0
S 21	-	11/13	at North Carolina*	L	0-16	50,000	2-1
S 26	-	-	Duke* THU	W	48-22	44,145	3-1
O 5	-	12/11	Virginia*	W	13-7	44,900	4-1
O 19	22/24	-	at Clemson*	L	25-28	70,000	4-2
O 26	-	-	UCF (HC)	W	27-20	43,610	5-2
N 2	-	3/2	Florida State*	L	3-49	46,311	5-3
N 14	-	-	at Maryland* THU	L	10-13	22,510	5-4
N 23	-	-	Navy	L	26-36	44,415	5-5
N 30	-	-	at Georgia	L	10-19	78,062	5-6

1994 (H: 1-5, A: 0-5) **1-10, 0-8** (9th, ACC)

Captains: Jason Bender, Jamal Cox

DATE	GT	OPP	OPPONENT	W/L	SCORE	ATT	REC
S 1	-	7/8	Arizona THU	L	14-19	45,112	0-1
S 10	-	-	Western Carolina	W	45-26	40,012	1-1
S 24	-	-	Duke*	L	12-27	40,107	1-2
O 1	-	22/20	at NC State*	L	13-21	43,216	1-3
O 8	-	14/14	at North Carolina*	L	24-31	52,200	1-4
O 15	-	-	Virginia*	L	7-24	38,365	1-5
O 22	-	-	at Maryland*	L	27-42	30,429	1-6
N 5	-	8/6	Florida State*	L	10-41	45,206	1-7
N 12	-	-	at Clemson*	L	10-20	71,000	1-8
N 19	-	-	Wake Forest* (HC)	L	13-20	35,706	1-9
N 25	-	-	at Georgia RR	L	10-48	84,113	1-10

*Was preseason No. 1 by Sports Illustrated

■ George O'Leary was named interim head coach on Nov. 7, 1994, with three games remaining in the season. He was named permanently on Nov. 28, 1994.

1997 (H: 3-2, A: 3-3, N: 1-0) **7-5, 5-3** (13rd, ACC)

CARQUEST BOWL CHAMPIONS
Captains: Keith Brooking, Ken Celaj, Ron Rogers, Harvey Middleton

DATE	GT	OPP	OPPONENT	W/L	SCORE	ATT	REC
S 6	-	11/13	at Notre Dame	L	13-17	80,225	0-1
S 20	-	-	at Wake Forest*	W	28-26	22,832	1-1
S 27	-	17/21	Clemson*	W	23-20	45,275	2-1
O 4	-	-	at Boston College	W	42-14	38,462	3-1
O 11	25/-	-	NC State* (HC)	W	27-17	44,915	4-1
O 18	21/25	3/3	at Florida State*	L	0-38	78,157	4-2
O 30	-	5/5	North Carolina* THU	L	13-16	45,126	4-3
N 8	-	-	at Virginia*	L	31-35	41,000	4-4
N 15	-	-	at Duke*	W	41-38	22,638	5-4
N 22	-	-	Maryland*	W	37-18	35,267	6-4
N 29	-	14/14	Georgia	L	24-27	46,015	6-5

CARQUEST BOWL (Miami Gardens, Fla.)

D 29	-	-	vs. West Virginia	W	35-30	28,262	7-5
------	---	---	-------------------	---	-------	--------	-----

FINAL RANKING: 25 (AP)

YEAR-BY-YEAR RESULTS

1998 (H: 4-2, A: 5-0, N: 1-0) **10-2, 7-1** (11st, ACC)

GATOR BOWL CHAMPIONS, ACC CO-CHAMPIONS

Captains: Jerry Caldwell, Charlie Rogers, Kofi Smith

DATE	GT	OPP	OPPONENT	W/L	SCORE	ATT	REC
S 5	-	-	Boston College	L	31-41	38,229	0-1
S 12	-	-	New Mexico State	W	42-7	36,382	1-1
S 26	-	-	at North Carolina*	W	43-21	59,500	2-1
O 3	-	-	Duke*	W	41-13	35,724	3-1
O 10	-	23/23	at NC State*	W	47-24	48,600	4-1
O 17	25/25	7/6	Virginia* (HC)	W	41-38	46,018	5-1
O 24	20/19	6/6	Florida State*	L	7-34	46,362	5-2
O 31	23/24	-	at Maryland!*	W	31-14	25,183	6-2
N 12	22/23	-	at Clemson* THU	W	24-21	62,000	7-2
N 21	21/21	-	Wake Forest*	W	63-35	40,110	8-2
N 28	17/18	12/12	at Georgia	W	21-19	86,117	9-2

TOYOTA GATOR BOWL (Jacksonville, Fla.)

J 1	12/12	17/18	vs. Notre Dame	W	35-28	70,791	10-2
-----	-------	-------	----------------	---	-------	--------	------

FINAL RANKING: 9 (AP), 11 (USA)

1 - Played in Baltimore, Md.

1999 (H: 6-0, A: 2-3, N: 0-1) **8-4, 5-3** (12nd, ACC)

GATOR BOWL

Captains: Joe Hamilton, Travares Tillman

DATE	GT	OPP	OPPONENT	W/L	SCORE	ATT	REC
S 4	10/11	-	Navy	W	49-14	30,311	1-0
S 11	10/10	1/1	at Florida State*	L	35-41	80,187	1-1
S 18	12/13	-	UCF	W	41-10	45,355	2-1
S 30	10/12	-	Maryland* THU	W	49-31	44,612	3-1
O 9	7/8	-	North Carolina* (HC)	WOT	31-24	46,110	4-1
O 16	8/9	-	at Duke*	W	38-31	16,648	5-1
O 30	7/7	-	NC State*	W	48-21	46,012	6-1
N 6	7/7	-	at Virginia*	L	38-45	44,500	6-2
N 13	13/14	-	Clemson*	W	45-42	46,085	7-2
N 20	14/12	-	at Wake Forest*	L	23-26	25,230	7-3
N 27	20/16	16/21	Georgia	WOT	51-48	46,450	8-3

TOYOTA GATOR BOWL (Jacksonville, Fla.)

J 1	17/15	23/23	vs. Miami	L	13-28	43,416	8-4
-----	-------	-------	-----------	---	-------	--------	-----

FINAL RANKING: 21 (AP), 20 (USA)

2000 (H: 5-1, A: 4-1, N: 0-1) **9-3, 6-2** (12nd, ACC)

CHICK-FIL-A PEACH BOWL

Captains: Chris Brown, Felipe Claybrooks, Brent Key, Jon Muires

DATE	GT	OPP	OPPONENT	W/L	SCORE	ATT	REC
A 27	-	11/10	at Virginia Tech ¹ - canceled (weather)				
S 2	-	-	UCF	W	21-17	40,993	1-0
S 9	-	2/2	Florida State*	L	21-26	46,381	1-1
S 16	-	-	Navy	W	40-13	46,032	2-1
S 21	-	-	at NC State* THU	LOT	23-30	49,857	2-2
S 30	-	-	at North Carolina*	W	42-28	52,000	3-2
O 14	-	-	Wake Forest* (HC)	W	52-20	43,829	4-2
O 21	-	-	Duke*	W	45-10	36,908	5-2
O 28	25/-	5/4	at Clemson*	W	31-28	84,000	6-2
N 9	24/-	-	Virginia* THU	W	35-0	41,885	7-2
N 18	20/22	-	at Maryland*	W	35-22	24,701	8-2
N 25	18/19	19/18	at Georgia	W	27-15	85,912	9-2

CHICK-FIL-A PEACH BOWL (Atlanta, Ga.)

D 29	15/17	-	vs. LSU	L	14-28	73,614	9-3
------	-------	---	---------	---	-------	--------	-----

FINAL RANKING: 17 (AP), 19 (USA)

1 - BCA Bowl in Blacksburg (Va.) game canceled because of weather

2001 (H: 3-3, A: 3-2, N: 2-0) **8-5, 4-4** (14th, ACC)

SEATTLE BOWL CHAMPIONS

Captains: George Godsey, Sean Gregory, Ross Mitchell,

DATE	GT	OPP	OPPONENT	W/L	SCORE	ATT	REC
A 26	10/13	-	vs. Syracuse ¹	W	13-7	41,517	1-0
S 1	11/14	-	The Citadel	W	35-7	41,804	2-0
S 8	10/13	-	at Navy	W	70-7	30,602	3-0
S 29	9/11	-25	Clemson*	LOT	44-47	41,924	3-1
O 6	17/17	-	at Duke*	W	37-10	10,431	4-1
O 11	15/15	22/20	Maryland* THU	LOT	17-20	40,574	4-2
O 20	23/25	-	NC State* (HC)	W	27-17	41,942	5-2
N 1	23/21	22/-	North Carolina* THU	W	28-12	41,893	6-2
N 10	20/17	-	at Virginia*	L	38-39	52,494	6-3
N 17	-2/3	-	at Wake Forest*	W	38-33	24,263	7-3
N 24	21/19	19/23	Georgia	L	17-31	41,974	7-4
D 1	-	-	at Florida State ^{2*}	L	17-28	82,269	7-5

SEATTLE BOWL (Seattle, Wash.)

D 27	-	11/11	vs. Stanford ³	W	24-14	30,144	8-5
------	---	-------	---------------------------	---	-------	--------	-----

FINAL RANKING: 24 (AP)

1 - Kickoff Classic (East Rutherford, N.J.)

2 - Game originally scheduled for Sept. 15 but postponed to Dec. 1

3 - Mac McWhorter served as interim head coach after George O'Leary resigned



CHAN GAILEY

Head Coach (2002-07)
6 seasons
Record: 44-32 (.579)

2002 (H: 4-2, A: 3-3, N: 0-1) **7-6, 4-4** (15th, ACC)

SILICON VALLEY CLASSIC

Captains: Jeremy Muires, Raymond Roberts-Blake, Kerry Watkins,

Recardo Wimbush

DATE	GT	OPP	OPPONENT	W/L	SCORE	ATT	REC
A 31	-	-	Vanderbilt	W	45-3	43,719	1-0
S 7	-	-	at Connecticut	W	31-14	16,751	2-0
S 14	-	-	at Clemson*	L	19-24	78,000	2-1
S 21	-	-	BYU	W	28-19	43,719	3-1
S 28	-	-	at North Carolina*	W	21-13	57,000	4-1
O 5	-	-	Wake Forest*	L	21-24	43,719	4-2
O 17	-	-	at Maryland* THU	L	10-34	41,766	4-3
O 26	-	-	Virginia* (HC)	W	23-15	42,727	5-3
N 2	-	10/8	at NC State*	W	24-17	51,500	6-3
N 9	-	17/18	Florida State*	L	13-21	43,719	6-4
N 16	-	-	Duke*	W	17-2	41,335	7-4
N 30	-	5/5	at Georgia	L	7-51	86,520	7-5

SILICON VALLEY CLASSIC (San Jose, Calif.)

D 31	-	-	vs. Fresno State	L	21-30	10,132	7-6
------	---	---	------------------	---	-------	--------	-----



2003 (H: 4-2, A: 2-4, N: 1-0) **7-6, 4-4** (t4th, ACC)

HUMANITARIAN BOWL CHAMPIONS

Captains: John Paul Foschi, Hugh Reilly, Daryl Smith

DATE	GT	OPP	OPPONENT	W/L	SCORE	ATT	REC
A 28	-	-	at BYU THU	L	13-24	61,930	0-1
S 6	-	17/19	Auburn	W	17-3	55,000	1-1
S 13	-	10/11	at Florida State*	L	13-14	82,133	1-2
S 20	-	-	Clemson*	L	3-39	53,189	1-3
S 27	-	-	at Vanderbilt	WOT	24-17	25,007	2-3
O 4	-	-	NC State* (HC)	W	29-21	50,113	3-3
O 11	-	-	at Wake Forest*	W	24-7	27,382	4-3
O 23	-	-	Maryland* THU	W	7-3	51,524	5-3
N 8	-	-	at Duke*	L	17-41	12,976	5-4
N 15	-	-	North Carolina*	W	41-24	52,346	6-4
N 22	-	-	at Virginia*	L	17-29	58,526	6-5
N 29	-	5/5	Georgia	L	17-34	55,000	6-6
HUMANITARIAN BOWL (Boise, Idaho)							
J 4	-	-	vs. Tulsa	W	52-10	23,118	7-6

2004 (H: 3-3, A: 3-2, N: 1-0) **7-5, 4-4** (t6th, ACC)

CHAMPS SPORTS BOWL CHAMPIONS

Captains: James Butler, Nate Curry, Andy Tidwell-Neal

DATE	GT	OPP	OPPONENT	W/L	SCORE	ATT	REC
S 4	-	-	Samford	W	28-7	43,100	1-0
S 11	-	20/18	at Clemson*	W	28-24	82,000	2-0
S 18	-	-	at North Carolina*	L	13-34	46,250	2-1
O 2	-	4/4	Miami*	L	3-27	55,000	2-2
O 9	-	23/23	at Maryland*	W	20-7	52,733	3-2
O 16	-	-	Duke* (HC)	W	24-7	46,856	4-2
O 28	-	22/22	Virginia Tech* THU	L	20-34	48,398	4-3
N 6	-	-	at NC State*	W	24-14	56,800	5-3
N 13	-	-	Connecticut	W	30-10	43,577	6-3
N 20	-	18/18	Virginia*	L	10-30	43,971	6-4
N 27	-	8/7	at Georgia	L	13-19	92,746	6-5
CHAMPS SPORTS BOWL (Orlando, Fla.)							
D 21	-	-	vs. Syracuse	W	51-14	28,237	7-5

2005 (H: 4-2, A: 3-2, N: 0-1) **7-5, 5-3** (3rd, Coastal)

EMERALD BOWL

Captains: P.J. Daniels, Eric Henderson, Chris Reis, Gerris Wilkinson

DATE	GT	OPP	OPPONENT	W/L	SCORE	ATT	REC
S 3	-	16/15	at Auburn	W	23-14	87,451	1-0
S 10	17/21	-	North Carolina*	W	27-21	46,459	2-0
S 17	16/18	-	UConn	W	28-13	48,770	3-0
S 24	15/15	4/4	at Virginia Tech*	L	7-51	65,115	3-1
O 6	24/23	-	NC State* THU	L	14-17	51,432	3-2
O 15	-	-	at Duke*	W	35-10	17,451	4-2
O 29	-	-	Clemson* (HC)	W	10-9	55,000	5-2
N 5	-	-	Wake Forest*	W	30-17	51,571	6-2
N 12	24/24	-	at Virginia*	L	17-27	60,061	6-3
N 19	-	3/3	at Miami*	W	14-10	53,764	7-3
N 26	20/24	13/13	Georgia	L	7-14	56,412	7-4
EMERALD BOWL (San Francisco, Calif.)							
D 29	24/24	-	vs. Utah	L	10-38	25,742	7-5

2006 (H: 6-1, A: 3-2, N: 0-2) **9-5, 7-1** (1st, Coastal)

GATOR BOWL

ACC COASTAL DIVISION CHAMPIONS

Captains: Joe Anoai, Reggie Ball, Calvin Johnson

DATE	GT	OPP	OPPONENT	W/L	SCORE	ATT	REC	
S 2	-	2/3	Notre Dame	L	10-14	56,680	0-1	
S 9	-	-	Samford	W	38-6	47,149	1-1	
S 16	-	-	Troy	W	35-20	45,637	2-1	
S 21	-	-	Virginia* THU	W	24-7	51,081	3-1	
S 30	24/-	11/10	at Virginia Tech*	W	38-27	66,233	4-1	
O 7	18/20	-	Maryland*	W	27-23	51,686	5-1	
O 21	13/13	12/12	at Clemson*	L	7-31	83,000	5-2	
O 28	21/21	-	Miami* (HC)	W	30-23	55,320	6-2	
N 4	20/20	-	at NC State*	W	31-23	56,837	7-2	
N 11	24/24	-	at North Carolina*	W	7-0	41,000	8-2	
N 18	18/18	-	Duke*	W	49-21	46,768	9-2	
N 25	16/16	-	at Georgia	L	12-15	92,746	9-3	
ACC CHAMPIONSHIP GAME (Jacksonville, Fla.)								
D 2	23/22	16/16	vs. Wake Forest	L	6-9	62,850	9-4	
TOYOTA GATOR BOWL (Jacksonville, Fla.)								
J 1	-	25	13/12	vs. West Virginia	L	35-38	67,714	9-5

2007 (H: 4-3, A: 3-2, N: 0-1) **7-6, 4-4** (3rd, Coastal)

HUMANITARIAN BOWL

Captains: Tashard Choice, Kevin Tuminello, Philip Wheeler

DATE	GT	OPP	OPPONENT	W/L	SCORE	ATT	REC
S 1	-	-	at Notre Dame	W	33-3	80,795	1-0
S 8	21/21	-	Samford	W	69-14	43,288	2-0
S 15	15/15	21/19	Boston College*	L	10-24	51,112	2-1
S 22	-	-	at Virginia*	L	23-28	57,681	2-2
S 29	-	13/13	Clemson*	W	13-3	54,635	3-2
O 6	-	-	at Maryland*	L	26-28	47,527	3-3
O 13	-	-	at Miami*	W	17-14	52,416	4-3
O 20	-	-	Army (HC)	W	34-10	50,242	5-3
N 1	-	11/13	Virginia Tech* THU	L	3-27	52,202	5-4
N 10	-	-	at Duke*	W	41-24	18,788	6-4
N 17	-	-	North Carolina*	W	27-25	45,490	7-4
N 24	-	6/7	Georgia	L	17-31	54,990	7-5
ROADY'S HUMANITARIAN BOWL (Boise, Idaho)							
D 31	-	-	vs. Fresno State#	L	28-40	27,062	7-6

Jon Tenuta served as interim coach at Roady's Humanitarian Bowl



PAUL JOHNSON
2008-2018
11 seasons
Record: 82-60 (.578)

2008 (H: 6-1, A: 3-2, N: 0-1) **9-4, 5-3** (t1st, Coastal)

CHICK-FIL-A BOWL

Captains: Andrew Gardner, Michael Johnson, Darryl Richard

DATE	GT	OPP	OPPONENT	W/L	SCORE	ATT	REC
A 28	-	-	Jacksonville State THU	W	41-14	45,706	1-0
S 6	-	-	at Boston College*	W	19-16	40,106	2-0
S 13	-	-	at Virginia Tech*	L	17-20	66,233	2-1
S 20	-	-	Mississippi State	W	38-7	48,402	3-1
O 4	-	-	Duke*	W	27-0	46,104	4-1
O 11	-	-	Gardner-Webb	W	10-7	41,929	5-1
O 18	-	-	at Clemson*	W	21-17	81,500	6-1
O 25	21/21	-	Virginia* (HC)	L	17-24	47,416	6-2
N 1	-	16/16	Florida State*	W	31-28	53,528	7-2
N 8	22/20	19/19	at North Carolina*	L	7-28	59,000	7-3
N 20	-	23/nv	Miami* THU	W	41-23	49,335	8-3
N 29	18/23	13/13	at Georgia	W	45-42	92,746	9-3

CHICK-FIL-A BOWL (Atlanta, Ga.)

D 31	14/15	-	vs. LSU	L	3-38	71,423	9-4
------	-------	---	---------	---	------	--------	-----

FINAL RANKING: 22nd (AP)

2009 (H: 5-1, A: 5-1, N: 1-1) **11-3, 7-1** (t1st, Coastal)

ACC COASTAL CHAMPIONS, ORANGE BOWL

Captains: Morgan Burnett, Derrick Morgan, Joshua Nesbitt

DATE	GT	OPP	OPPONENT	W/L	SCORE	ATT	REC
S 5	15/15	-	Jacksonville State	W	37-17	46,131	1-0
S 10	15/13	-	Clemson* THU	W	30-27	52,029	2-0
S 17	14/13	22/20	at Miami* THU	L	17-33	45,329	2-1
S 26	-	22/18	North Carolina*	W	24-7	50,114	3-1
O 3	25/nv	-	at Mississippi State	W	42-31	50,035	4-1
O 10	22/23	-	at Florida State*	W	49-44	76,292	5-1
O 17	19/20	4/4	Virginia Tech* (HC)	W	28-23	54,405	6-1
O 24	11/13	-	at Virginia*	W	34-9	43,016	7-1
O 31	11/11	-	at Vanderbilt	W	56-31	30,262	8-1
N 7	10/11	-	Wake Forest*	W	30-27	51,415	9-1
N 14	7/7	-	at Duke*	W	49-10	5,899	10-1
N 28	7/7	-	Georgia	L	24-30	55,407	10-2

ACC CHAMPIONSHIP GAME (Tampa, Fla.)

D 5#	12/12	25/nv	vs. Clemson	W	39-34	57,227	11-2
------	-------	-------	-------------	---	-------	--------	------

FEDEX ORANGE BOWL (Miami Gardens, Fla.)

J 5	9/10	10/11	vs. Iowa	L	14-24	66,131	11-3
-----	------	-------	----------	---	-------	--------	------

FINAL RANKING: 13th (AP), 13th (USA TODAY)

#ACC Championship later vacated

2010 (H: 4-2, A: 2-4, N: 0-1) **6-7, 4-4** (t3rd, Coastal)

INDEPENDENCE BOWL

Captains: Brad Jefferson, Joshua Nesbitt

DATE	GT	OPP	OPPONENT	W/L	SCORE	ATT	REC
S 4	16/17	-	South Carolina State	W	41-10	51,668	1-0
S 11	15/17	-	at Kansas	L	25-28	46,907	1-1
S 18	-	-	at North Carolina*	W	30-24	58,500	2-1
S 25	-	-	NC State*	L	28-45	48,825	2-2
O 2	-	-	at Wake Forest*	W	24-20	30,263	3-2
O 9	-	-	Virginia* (HC)	W	33-21	48,016	4-2
O 16	-	-	Middle Tennessee	W	42-14	40,652	5-2
O 23	-	-	at Clemson*	L	13-27	77,000	5-3
N 4	-	20/20	at Virginia Tech* THU	L	21-28	66,233	5-4
N 13	-	-	Miami*	L	10-35	47,425	5-5
N 20	-	-	Duke*	W	30-20	42,110	6-5
N 27	-	-	at Georgia	L	34-42	92,746	6-6

ADVOCARE V100 INDEPENDENCE BOWL (Shreveport, La.)

D 27	-	-	Air Force	L	7-14	39,362	6-7
------	---	---	-----------	---	------	--------	-----

2011 (H: 5-2, A: 3-2, N: 0-1) **8-5, 5-3** (t2nd, Coastal)

SUN BOWL

Captains: Julian Burnett, Roddy Jones, Steven Sylvester

DATE	GT	OPP	OPPONENT	W/L	SCORE	ATT	REC
S 1	-	-	Western Carolina (THU)	W	63-21	42,132	1-0
S 10	-	-	at Middle Tennessee	W	49-21	30,502	2-0
S 17	-	-	Kansas	W	66-24	42,025	3-0
S 24	25/24	nv/25	North Carolina*	W	35-28	46,849	4-0
O 1	21/21	-	at NC State*	W	45-35	55,811	5-0
O 8	13/13	-	Maryland*	W	21-16	45,905	6-0
O 15	12/12	-	at Virginia*	L	21-24	47,692	6-1
O 22	20/19	-	at Miami*	L	7-24	43,716	6-2
O 29	-	6/6	Clemson* (HC)	W	31-17	55,646	7-2
N 10	20/19	10/9	Virginia Tech* THU	L	26-37	50,140	7-3
N 19	nv/23	-	at Duke*	W	38-31	18,747	8-3
N 26	25/21	13/14	Georgia	L	17-31	54,925	8-4

HYUNDAI SUN BOWL (El Paso, Texas)

D 31	-	-	vs. Utah	L	27-30	48,123	8-5
------	---	---	----------	---	-------	--------	-----

2012 (H: 4-3, A: 2-3, N: 1-1) **7-7, 5-3** (t1st, Coastal)

ACC COASTAL CHAMPIONS, SUN BOWL CHAMPIONS

Captains: Izaan Cross, Omoregie Uzzi, Tevin Washington

DATE	GT	OPP	OPPONENT	W/L	SCORE	ATT	REC
S 3	nv/nv	16/20	at Virginia Tech* MON	L	17-20	65,632	0-1
S 8	nv/nv	-	Presbyterian	W	59-3	41,678	1-1
S 15	nv/nv	-/nv	Virginia*	W	56-20	44,225	2-1
S 22	-	-	Miami*	L	36-42	50,390	2-2
S 29	-	-	Middle Tennessee	L	28-49	39,270	2-3
O 6	-	15/15	at Clemson*	L	31-47	82,873	2-4
O 20	-	-	Boston College*	W	37-17	40,112	3-4
O 27	-	-	BYU (HC)	L	17-41	50,103	3-5
N 3	-	-	at Maryland*	W	33-13	33,471	4-5
N 10	-	-	at North Carolina*	W	68-50	50,000	5-5
N 17	-	-	Duke*	W	42-24	41,904	6-5
N 24	-	3/3	at Georgia	L	10-42	92,746	6-6

ACC CHAMPIONSHIP GAME (Charlotte, N.C.)

D 1	-	13/12	vs. Florida State	L	15-21	64,778	6-7
-----	---	-------	-------------------	---	-------	--------	-----

HYUNDAI SUN BOWL (El Paso, Texas)

D 31	-	nv/nv	vs. USC	W	21-7	47,922	7-7
------	---	-------	---------	---	------	--------	-----



2013 (H: 5-2, A: 2-3, N: 0-1) **7-6, 5-3** (12nd, Coastal)

MUSIC CITY BOWL

Captains: Jeremiah Attaochu, David Sims, Jemea Thomas

DATE	GT	OPP	OPPONENT	W/L	SCORE	ATT	REC
A 31	rv/rv	-	Elon	W	70-0	45,759	1-0
S 14	rv/rv	-	at Duke*	W	38-14	21,267	2-0
S 21	rv/rv	-	North Carolina*	W	28-20	49,445	3-0
S 26	-	-	Virginia Tech* (THU)	L	10-17	50,214	3-1
O 5	-	14/14	at Miami*	L	30-45	47,008	3-2
O 12	-	-	at BYU	L	20-38	60,320	3-3
O 19	-	-	Syracuse*	W	56-0	45,704	4-3
O 26	-	-	at Virginia*	W	35-25	41,930	5-3
N 2	-	-	Pittsburgh* (HC)	W	21-10	52,312	6-3
N 14	-	8/4	at Clemson*	L	31-55	76,973	6-4
N 23	-	-	Alabama A&M	W	66-7	45,194	7-4
N 30	-	rv/rv	Georgia	L	20-34-41	54,914	7-5

MUSIC CITY BOWL (Nashville, Tenn.)

D 30	-	-	vs. Ole Miss	L	17-25	52,125	7-6
------	---	---	--------------	---	-------	--------	-----

2014 (H: 5-1, A: 5-1, N: 1-1) **11-3, 6-2** (1st, Coastal)

ACC COASTAL CHAMPIONS, ORANGE BOWL CHAMPIONS

Captains: Shaquille Mason, Quayshawn Nealy, Justin Thomas

DATE	GT	OPP	OPPONENT	W/L	SCORE	ATT	REC
A 30	-	-	Wofford	W	38-19	45,403	1-0
S 6	-	-	at Tulane	W	38-21	30,000	2-0
S 13	-	-	Georgia Southern	W	42-38	53,173	3-0
S 20	-	-	at Virginia Tech*	W	27-24	62,318	4-0
O 4	-	-	Miami*	W	28-17	52,221	5-0
O 11	22/23	-	Duke*	L	25-31	44,281	5-1
O 18	-	-	at North Carolina*	L	43-48	53,000	5-2
O 25	-	-	at Pittsburgh*	W	56-28	44,734	6-2
N 1	-	-	Virginia* (HC)	W	35-10	46,657	7-2
N 8	rv/rv	-	at NC State*	W	58-23	54,653	8-2
N 15	24/23	18/17	Clemson*	W	28-6	49,378	9-2
N 29	17/16	9/10	at Georgia	W	30-24	92,746	10-2

ACC CHAMPIONSHIP GAME (Charlotte, N.C.)

D 6	12/12	2/2	vs. Florida State	L	35-37	64,808	10-3
-----	-------	-----	-------------------	---	-------	--------	------

CAPITAL ONE ORANGE BOWL (Miami Gardens, Fla.)

D 31	10/9	8/8	vs. Mississippi State	W	49-34	58,211	11-3
------	------	-----	-----------------------	---	-------	--------	------

FINAL RANKING: 8th (AP), 7th (Coaches)

2015 (H: 3-4, A: 0-5) **3-9, 1-7** (7th, Coastal)

Captains: Justin Thomas, D.J. White, Adam Gotsis

DATE	GT	OPP	OPPONENT	W/L	SCORE	ATT	REC
S 3	16/17	-	Alcorn State	W	69-6	49,196	1-0
S 12	15/16	-	Tulane	W	65-10	50,435	2-0
S 19	14/16	8/10	at Notre Dame	L	22-30	80,795	2-1
S 26	20/20	-	at Duke*	L	20-34	20,101	2-2
O 3	-/rv	-	North Carolina*	L	31-38	50,585	2-3
O 10	-	6/6	at Clemson*	L	24-43	80,983	2-4
O 17	-	-	Pittsburgh*	L	28-31	46,208	2-5
O 24	-	9/9	Florida State* (HC)	W	22-16	55,000	3-5
O 31	-	-	at Virginia*	L	21-27	32,308	3-6
N 12	-	-	Virginia Tech* (THU)	L	21-23	48,522	3-7
N 21	-	-	at Miami*	L	21-38	51,355	3-8
N 28	-	rv/rv	Georgia	L	7-13	55,000	3-9

*Preseason poll

2016 (H: 5-2, A: 2-2, N: 2-0) **9-4, 4-4** (5th, Coastal)

TAXSLAYER BOWL CHAMPIONS

Captains: Justin Thomas, Patrick Gamble, Harrison Butker

DATE	GT	OPP	OPPONENT	W/L	SCORE	ATT	REC
S 3	-	-	Boston College*^	W	17-14	40,562	1-0
S 10	-	-	Mercer	W	35-10	49,992	2-0
S 17	-	-	Vanderbilt	W	38-7	41,916	3-0
S 22	rv/rv	5/3	Clemson* THU	L	7-26	53,932	3-1
O 1	-	14/14	Miami*	L	21-35	53,047	3-2
O 8	-	-	at Pittsburgh*	L	34-37	47,425	3-3
O 15	-	-	Georgia Southern	W	35-24	47,609	4-3
O 29	-	-	Duke* (HC)	W	38-35	43,886	5-3
N 5	-	18/17	at North Carolina*	L	20-48	58,000	5-4
N 12	-	18/22	at Virginia Tech*	W	30-20	65,632	6-4
N 19	-	-	Virginia*	W	31-17	42,136	7-4
N 26	-	-	at Georgia	W	28-27	92,746	8-4

TAXSLAYER BOWL (Jacksonville, Fla.)

D 31	-	-	vs. Kentucky	W	33-18	43,102	9-4
------	---	---	--------------	---	-------	--------	-----

^ - Aviva Stadium (Dublin, Ireland)

2017 (H: 5-1, A: 0-4, N: 0-1) **5-6, 4-4** (3rd, Coastal)

Captains: TaQuan Marshall, KeShun Freehman, Lawrence Austin

DATE	GT	OPP	OPPONENT	W/L	SCORE	ATT	REC
S 4	-	25/24	vs. Tennessee ¹ MON	L	20T 41-42	75,107	0-1
S 9	-	-	Jacksonville State	W	37-10	50,161	1-1
S 16	-	-	at UCF	---	Cancelled	----	----
S 23	-	-	Pittsburgh*	W	35-17	40,211	2-1
S 30	-	-	North Carolina*	W	33-7	42,805	3-1
O 14	-	11/10	at Miami*	L	24-25	55,799	3-2
O 21	-	-	Wake Forest* (HC)	W	38-24	45,224	4-2
O 28	-	7/7	at Clemson*	L	10-24	80,346	4-3
N 4	-	-	at Virginia*	L	36-40	38,448	4-4
N 11	-	17/17	Virginia Tech*	W	28-22	47,909	5-4
N 18	-	-	at Duke*	L	20-43	20,141	5-5
N 25	-	7/7	Georgia	L	7-38	55,000	5-6

1 - Chick-fil-A Kickoff Game (Mercedes-Benz Stadium - Atlanta, Ga.)

2018 (H: 4-2, A: 3-3, N: 0-1) **7-6, 5-3** (2nd, Coastal)

QUICK LANE BOWL

Captains: TaQuan Marshall, Brant Mitchell

DATE	GT	OPP	OPPONENT	W/L	SCORE	ATT	REC
S 1	-	-	Alcorn State	W	41-0	39,719	1-0
S 8	-	-	at USF	L	38-49	34,182	1-1
S 15	-	-	at Pittsburgh*	L	19-24	34,284	1-2
S 22	-	3/2	Clemson*	L	21-49	50,595	1-3
S 29	-	-	Bowling Green	W	63-17	40,740	2-3
O 5	-	-	at Louisville* (FR)	W	66-31	51,658	3-3
O 13	-	-	Duke* (HC)	L	14-28	41,709	3-4
O 25	-	-	at Virginia Tech* (THU)	W	49-28	65,632	4-4
N 3	-	-	at North Carolina*	W	38-28	40,782	5-4
N 10	-	-	Miami*	W	27-21	48,217	6-4
N 17	-	-	Virginia*	W	30-27	37,543	7-4
N 24	-	5/5	Georgia	L	21-45	92,746	7-5

QUICK LANE BOWL (Detroit, Mich.)

D 26	-	-	vs. Minnesota (WED)	L	10-34	27,228	7-6
------	---	---	---------------------	---	-------	--------	-----

KEY

* - Conference game

MON - Monday

TUE - Tuesday


WED - Wednesday

THU - Thursday

FR - Friday

HC - Homecoming

T - Thanksgiving



GEOFF COLLINS

2019-PRESENT
1 season
Record: 3-9 (.250)

2019 (H: 2-5, A: 1-4, N: 0-0) **3-9, 2-6** (7th, Coastal)

Captains: David Curry, Tyler Davis, Nathan Cottrell, Jared Southers

DATE	GT	OPP	OPPONENT	W/L	SCORE	ATT	REC
A 29	-	1/1	at Clemson*	THU	L 52-14	79,118	0-1
S 7	-	-	South Florida		W 14-10	46,599	1-1
S 14	-	-	The Citadel	LOT	L 27-24	42,871	1-2
S 28	-	-	at Temple		L 24-2	31,094	1-3
O 5	-	-	North Carolina*		L 38-22	45,044	1-4
O 12	-	-	at Duke*		L 41-23	21,741	1-5
O 19	-	-	at Miami*		WOT 28-21	54,106	2-5
N 2	-	-	Pitt* (HC)		L 20-10	41,219	2-6
N 9	-	rv/rv	at Virginia*		L 33-28	44,596	2-7
N 16	-	rv/rv	Virginia Tech*		L 45-0	43,263	2-8
N 21	-	-	NC State*	THU	W 28-26	38,198	3-8
N 30	-	4/4	Georgia		L 52-7	55,000	3-9

OPPONENT	OVERALL	H	A	N	STRK	-LAST MEETING- RESULT	DATE
Air Force	3-1	2-0	1-0	0-1	L1	L, 7-14	2010
Alabama	21-28-3	15-15-3	6-13	0-0	W1	W, 16-6	1984
Alabama A&M	1-0	1-0	0-0	0-0	W1	W, 66-7	2013
Alcorn State	2-0	2-0	0-0	0-0	W2	W, 41-0	2018
Arizona	0-2	0-1	0-1	0-0	L2	L, 19-20	1995
Arkansas	1-1	0-0	0-0	1-1	L1	L, 7-14	1960
Army	3-1	3-1	0-0	0-0	W2	W, 34-10	2007
Auburn	41-47-4	35-37-4	6-10	0-0	W2	W, 23-14	2005
Baylor	3-1	2-0	0-1	1-0	W1	W, 37-27	1993
BOSTON COLLEGE	7-2	3-2	3-0	1-0	W3	W, 17-14	2016
Bowling Green	1-0	1-0	0-0	0-0	W1	W, 63-17	2018
BYU	1-3	1-1	0-2	0-0	L3	L, 20-38	2013
California	3-4	2-2	0-2	1-0	L1	L, 22-34	1978
Chattanooga	8-0	8-0	0-0	0-0	W8	W, 44-9	1990
The Citadel	10-1	8-1	2-0	0-0	L1	L, 27-24 (OT)	2019
CLEMSON	50-32-2	44-15-2	6-15	0-2	L5	L, 52-14	2019
Connecticut	3-0	2-0	1-0	0-0	W3	W, 28-13	2005
Davidson	12-2	12-2	0-0	0-0	W12	W, 53-0	1953
DUKE	51-35-1	29-14-1	22-21	0-0	L3	L, 41-23	2019
Elon	1-0	1-0	0-0	0-0	W1	W, 70-0	2013
Florida	24-9-6	15-4-4	9-4-2	0-1	L2	L, 6-27	1981
FLORIDA STATE	12-14-1	11-6-1	1-6	0-2	W1	W, 22-16	2015
Fresno State	0-2	0-0	0-0	0-2	L2	L, 28-40	2007
Furman	10-1-3	10-1-1	0-0-2	0-0	W3	W, 51-7	1995
Gardner-Webb	1-0	1-0	0-0	0-0	W1	W, 10-7	2008
Georgetown	5-0	5-0	0-0	0-0	W5	W, 20-10	1923
Georgia	41-68-5	26-37-4	15-31-1	0-0	L3	L, 52-7	2019
Georgia Southern	2-0	2-0	0-0	0-0	W2	W, 35-24	2016
Indiana State	1-0	1-0	0-0	0-0	W1	W, 38-0	1987
Iowa	0-1	0-0	0-0	0-1	L1	L, 14-24	2010
Iowa State	1-0	0-0	0-0	1-0	W1	W, 31-30	1972
Jacksonville State	3-0	3-0	0-0	0-0	W3	W, 37-10	2017
Kansas	2-1	1-0	0-1	1-0	W1	W, 66-24	2011
Kentucky	12-7-1	7-3-1	4-4	1-0	W3	W, 33-18	2016
LOUISVILLE	1-0	0-0	1-0	0-0	W1	W, 66-31	2018
LSU	12-7	7-2	5-3	0-2	L5	L, 3-38	2008
Maryland	15-6	9-1	6-5	0-0	W2	W, 33-13	2012
Memphis	2-1	1-1	1-0	0-0	W1	W, 24-20	1982
Mercer	14-1-1	11-0-1	3-1	0-0	W12	W, 35-10	2016
MIAMI (FLA.)	13-12	10-5	3-6	0-1	W2	W, 28-21 (OT)	2019
Minnesota	0-1	0-0	0-0	0-1	L1	L, 10-34	2018
Michigan	0-1	0-0	0-1	0-0	L1	L, 2-9	1934
Michigan State	3-0	1-0	1-0	1-0	W3	W, 17-14	1985
Middle Tennessee	2-1	1-1	1-0	0-0	L1	L, 28-49	2012
Mississippi	2-2	1-0	0-0	1-2	L2	L, 17-25	2013
Mississippi State	5-0	3-0	1-0	1-0	W5	W, 49-34	2014
Missouri	1-1	0-0	0-0	1-1	L1	L, 10-14	1962
Navy	16-9	10-4	3-3	3-2	W3	W, 70-7	2001
Nebraska	1-0	0-0	0-0	1-0	W1	W, 45-21	1991
New Mexico State	1-0	1-0	0-0	0-0	W1	W, 42-7	1998
North Carolina	30-22-3	19-9	11-13-3	0-0	L1	L, 38-22	2019
NC STATE	20-10	11-4	9-6	0-0	W3	W, 28-26	2019

SERIES RECORDS

OPPONENT	OVERALL	H	A	N	STRK	-LAST MEETING-	DATE
NOTRE DAME	6-28-1	2-12-1	3-16	1-0	L1	RESULT L, 22-30	2015
Penn	1-2	1-0	0-2	0-0	L2	L, 12-13	1931
Penn State	3-4	2-0	0-1	1-3	L1	L, 22-34	1991
PITTSBURGH	5-9	2-4	1-5	2-0	L3	L, 20-10	2019
Presbyterian	4-0	4-0	0-0	0-0	W4	W, 59-3	2012
Purdue	0-1	0-0	0-0	0-1	L1	L, 21-41	1978
Rice	2-0-1	1-0-1	1-0	0-0	T1	T, 36-36	1972
Rutgers	1-0	1-0	0-0	0-0	W1	W, 48-14	1921
Samford	8-0	6-0	2-0	0-0	W8	W, 69-14	2007
South Carolina	11-10	8-3	3-7	0-0	L1	L, 14-23	1991
South Carolina State	1-0	1-0	0-0	0-0	W1	W, 41-10	2010
Southern California	2-2	0-1	1-1	1-0	W1	W, 21-7	2012
SMU	8-2-1	5-0-1	3-2	0-0	W2	W, 24-21	1969
Stanford	2-0	0-0	0-0	2-0	W2	W, 24-14	2001
SYRACUSE	3-0	1-0	0-0	2-0	W3	W, 56-0	2013
TEMPLE	0-1	0-0	0-1	0-0	L1	L, 24-2	2019
Tennessee	17-25-2	13-11-1	4-13-1	0-1	L2	L, 41-42 (2ot)	2017
Texas	0-1	0-0	0-0	0-1	L1	L, 7-14	1943
Texas A&M	1-1	1-1	0-0	0-0	W1	W, 38-3	1966
TCU	2-0	2-0	0-0	0-0	W2	W, 17-7	1968
Texas Tech	2-0	0-0	0-0	2-0	W2	W, 17-9	1970
Troy	1-0	1-0	0-0	0-0	W1	W, 35-20	2006
Tulane	37-13	21-4	16-9	0-0	W3	W, 65-10	2015
Tulsa	2-1	0-0	0-0	2-1	W1	W, 52-10	2004
UCF	3-0	3-0	0-0	0-0	W3	W, 21-17	2000
USF	1-1	1-0	1-0	0-0	W1	W, 14-10	2019
Utah	0-2	0-0	0-0	0-2	L2	L, 27-30 (ot)	2011
Vanderbilt	20-15-3	13-11	7-4-3	0-0	W6	W, 38-7	2016
Virginia	21-20-1	17-7	4-13-1	0-0	L1	L, 33-28	2019
VMI	14-1	14-1	0-0	0-0	W5	W, 34-7	1988
Virginia Tech	7-10	3-6	4-4	0-0	L1	L, 45-0	2019
Wake Forest	23-8	14-4	9-3	0-1	W3	W, 38-24	2017
Western Carolina	5-0	5-0	0-0	0-0	W5	W, 63-21	2011
West Virginia	2-1	0-0	0-0	2-1	L1	L, 35-38	2007
William & Mary	1-0	1-0	0-0	0-0	W1	W, 33-7	1979
Wofford	2-0	1-0	0-0	1-0	W2	W, 38-19	2014

2020 opponents in **BOLD CAPS**



AIR FORCE

GEORGIA TECH LEADS 3-1

DATE	GT	OPP	RESULT
10/11/1977	-	h	W 30-3
11/11/1978	-	a	W 42-21
11/10/1979	-	h	W 21-0
12/27/2010	-	n ¹	L 7-14

n¹ - Independence Bowl (Shreveport, La.)

SERIES

Home: 2-0, Away: 1-0, Neutral: 0-1

ALABAMA

ALABAMA LEADS 28-21-3

DATE	GT	OPP	RESULT
11/27/1902 (TH)	-	a ¹	L 0-26
10/21/1905	-	h	W 12-5
10/24/1908	-	h	W 11-6
10/22/1910	-	a	W 36-0
10/29/1911	-	h	T 0-0
10/12/1912	-	h	W 20-3
10/17/1914	-	a ¹	L 0-13
11/6/1915	-	h	W 21-7
11/11/1916	-	h	W 13-0
10/14/1922	-	h	W 33-7
11/3/1923	-	h	T 0-0
11/25/1924	-	h	L 0-14
10/24/1925	-	h	L 0-7
10/16/1926	-	h	L 0-21
10/15/1927	-	h	W 13-0
11/17/1928	-	h	W 33-13
11/16/1929	-	h	L 0-14
11/12/1932	-	h	W 6-0
11/18/1933	-	h	L 9-12
11/17/1934	-	h	L 0-40
11/16/1935	-	a ¹	L 7-38
11/14/1936	-	4	h L 16-20
11/13/1937	-	3	a ¹ L 0-7
11/12/1938	-	16	h T 14-14
11/18/1939	-	a ¹	W 6-0
11/16/1940	-	14	h L 13-14
11/15/1941	-	9	a ¹ L 0-20
11/14/1942	2	5	h W 7-0
11/15/1947	6	14	a ¹ L 7-14
11/13/1948	11	-	h L 12-14
11/12/1949	-	a ¹	L 7-20
11/18/1950	-	h	L 19-54
11/17/1951	7	-	a ¹ W 27-7
11/15/1952	2	12	h W 7-3
11/14/1953	5	-	a ¹ L 6-13
11/13/1954	-	h	W 20-0
11/12/1955	11	-	a ¹ W 26-2
11/17/1956	4	-	h W 27-0
11/16/1957	-	a ¹	W 10-7
11/15/1958	20	-	h L 8-17
11/14/1959	15	-	a ¹ L 7-9
11/12/1960	-	h	L 15-16
11/18/1961	-	2	a ¹ L 0-10
11/17/1962	-	1	h W 7-6
11/16/1963	-	7	a ¹ L 11-27
11/14/1964	10	2	h L 7-24
9/8/1979	-	2	h L 6-30
9/6/1980	-	2	a ¹ L 3-26

9/12/1981	-	4	a ¹	W 24-21
9/11/1982	-	4	h	L 7-45
9/10/1983	-	14	a ¹	L 7-20
9/15/1984	-	19	h	W 16-6

1 - Birmingham, Ala. (Legion Field since 1927)

SERIES

Home: 15-15-3, Away: 6-13, Neutral: 0-0

ALABAMA A&M

GEORGIA TECH LEADS 1-0

DATE	GT	OPP	RESULT
11/23/2013	-	h	W 66-7

SERIES

Home: 1-0, Away: 0-0, Neutral: 0-0

ALCON STATE

GEORGIA TECH LEADS 2-0

DATE	GT	OPP	RESULT
9/3/2015	16/17	-	h W 69-6
9/1/2018	-	h	W 41-0

SERIES

Home: 2-0, Away: 0-0, Neutral: 0-0

ARIZONA

ARIZONA LEADS 2-0

DATE	GT	OPP	RESULT
9/1/1994 (TH)	-	7/8	h L 14-19
9/7/1995 (TH)	-	17/15	a L 19-20

SERIES

Home: 0-1, Away: 0-1, Neutral: 0-0

ARKANSAS

SERIES TIED 1-1

DATE	GT	OPP	RESULT
1/1/1955	-	10	n ¹ W 14-6
1/2/1960	-	9	n ² L 7-14

1 - Cotton Bowl (Dallas, Texas)
2 - Gator Bowl (Jacksonville, Fla.)

SERIES

Home: 0-0, Away: 0-0, Neutral: 1-1

ARMY

GEORGIA TECH LEADS 3-1

DATE	GT	OPP	RESULT
11/8/1952	-	h	W 45-6
9/25/1971	-	h	L 13-16
10/26/1973	-	h	W 14-10
10/20/2007	-	h	W 34-10

SERIES

Home: 3-1, Away: 0-0, Neutral: 0-0

AUBURN

AUBURN LEADS 47-41-4

DATE	GT	OPP	RESULT
11/25/1892	-	h	L 0-26
12/7/1893	-	h	T 0-0
11/17/1894	-	h	L 0-94
11/7/1896	-	a	L 0-45
11/5/1898	-	a	L 6-29
10/14/1899	-	a	L 0-63
10/11/1902	-	h	L 6-18
11/14/1903	-	h	L 5-10
10/29/1904	-	a	L 0-12
11/3/1906	-	h	W 11-0
10/26/1907	-	h	L 6-12
11/7/1908	-	h	L 0-44
11/6/1909	-	h	L 0-9
11/5/1910	-	h	L 0-16
11/4/1911	-	h	L 6-11
11/2/1912	-	h	L 7-27
11/8/1913	-	h	L 0-20
11/7/1914	-	h	L 0-14
11/25/1915 (TH)	-	h	W 7-0
11/30/1916 (TH)	-	h	W 33-7
11/29/1917 (TH)	-	h	W 68-7
11/28/1918 (TH)	-	h	W 41-0
11/27/1919 (TH)	-	h	L 7-14
11/25/1920 (TH)	-	h	W 34-0
11/24/1921 (TH)	-	h	W 14-0
11/30/1922 (TH)	-	h	W 14-6
11/29/1923 (TH)	-	h	T 0-0
11/27/1924 (TH)	-	h	W 7-0
11/26/1925 (TH)	-	h	T 7-7
11/25/1926 (TH)	-	h	W 20-7
11/24/1927 (TH)	-	h	W 18-0
11/29/1928 (TH)	-	h	W 51-0
11/28/1929 (TH)	-	h	W 19-6
10/18/1930	-	h	L 14-12
10/17/1931	-	h	L 0-13
10/15/1932	-	h	L 0-6
10/14/1933	-	h	W 16-6
11/10/1934	-	h	L 6-18
11/9/1935	-	h	L 7-33
11/7/1936	-	20	h L 12-13
10/23/1937	-	20	h L 0-21
10/22/1938	-	h	W 7-6
10/28/1939	-	h	W 7-6
10/26/1940	-	h	L 7-16
10/25/1941	-	h	W 28-14
9/26/1942	6	4	h W 15-0
10/14/1944	10	-	h W 27-0
10/27/1945	-	h	W 20-7
10/26/1946	15	-	h W 27-6
10/18/1947	5	-	h W 27-7
10/16/1948	7	-	h W 27-0
10/15/1949	-	h	W 35-21
10/21/1950	-	h	W 20-0
10/20/1951	5	-	h W 27-7
10/18/1952	4	-	h W 33-0
10/17/1953	6	19	h W 36-6
10/16/1954	19	-	h W 14-7
10/15/1955	5	17	h L 12-14
10/20/1956	3	-	h W 28-7
10/19/1957	-	9	h L 0-3
10/18/1958	-	2	h T 7-7

SERIES HISTORY

10/17/1959	4	11	h	L	6-7
10/15/1960	19	-	a ¹	L	7-9
10/21/1961	8	-	h	W	7-6
10/20/1962	-	-	a ¹	L	14-17
10/19/1963	8	-	h	L	21-29
10/17/1964	-	-	a ¹	W	7-3
10/16/1965	-	-	h	W	23-14
10/15/1966	7	-	a ¹	W	17-3
10/21/1967	-	-	h	L	10-28
10/19/1968	-	-	a ¹	W	21-20
10/18/1969	-	15	h	L	14-17
10/17/1970	16	8	a	L	7-31
10/16/1971	-	5	h	L	14-31
10/21/1972	-	14	h	L	14-24
10/20/1973	-	-	h	L	10-24
10/19/1974	-	5	a	L	22-31
10/18/1975	-	-	h	L	27-31
10/16/1976	-	-	a	W	28-10
10/15/1977	-	-	h	W	38-21
10/21/1978	-	-	a	W	24-10
10/20/1979	-	14	h	L	14-38
10/18/1980	-	-	h	L	14-17
10/17/1981	-	-	h	L	7-31
10/16/1982	-	-	h	L	0-24
10/15/1983	-	5	h	L	13-31
10/20/1984	-	13	a	L	34-48
10/19/1985	-	8	h	L	14-17
10/18/1986	-	7	a	L	10-31
10/17/1987	-	5	h	L	10-20
9/6/2003	-	17/19	h	W	17-3
9/3/2005	-	16/15	a	W	23-14

SERIES

Home: 35-37-4, Away: 6-10, Neutral: 0-0

BAYLOR

GEORGIA TECH LEADS 3-1

DATE	GT	OPP	RESULT
1/1/1952	5	9 n ¹	W 17-14
9/27/1969	-	-	h W 17-10
11/7/1992	-	-	a L 27-31
11/6/1993	-	-	h W 37-27

1 - Orange Bowl (Miami, Fla.)

SERIES

Home: 2-0, Away: 0-1, Neutral: 1-0

BOSTON COLLEGE

GEORGIA TECH LEADS 7-2

DATE	GT	OPP	RESULT
11/11/1972	-	-	h W 42-10
11/25/1989	-	-	h W 13-12
9/14/1991	17/18	-	a W 30-14
10/4/1997	-	-	a W 42-14
9/5/1998	-	-	h L 31-41
9/15/2007	15/15	21/19	h L 10-24
9/6/2008	-	-	a W 19-16
10/20/2012	-	-	h W 37-17
9/3/2016	-	-	n W 17-14

SERIES

Home: 3-2, Away: 3-0, Neutral: 1-0

BOWLING GREEN

GEORGIA TECH LEADS 1-0

DATE	GT	OPP	RESULT
9/29/2018	-	-	h W 63-17

SERIES

Home: 1-0, Away: 0-0, Neutral: 0-0

BYU

BYU LEADS 3-1

DATE	GT	OPP	RESULT
9/21/2002	-	-	h W 28-19
8/28/2003 (TH)	-	-	a L 13-24
10/27/2012	-	-	h L 17-41
10/12/2013	-	-	a L 20-38

SERIES

Home: 1-1, Away: 0-2, Neutral: 0-0

CALIFORNIA

CALIFORNIA LEADS 4-3

DATE	GT	OPP	RESULT
1/1/1929	-	-	n ¹ W 8-7
12/26/1931	-	-	h L 6-21
12/17/1932	-	-	a L 7-27
12/26/1936	-	-	h W 13-7
12/26/1938	-	-	a L 0-13
12/28/1940	-	-	h W 13-0
9/16/1978	-	-	h L 22-34

1 - Rose Bowl (Pasadena, Calif.)

SERIES

Home: 2-2, Away: 0-2, Neutral: 1-0

CAMP GORDON

GEORGIA TECH LEADS 1-0

DATE	GT	OPP	RESULT
10/26/1918	-	-	h W 28-0

SERIES

Home: 1-0, Away: 0-0, Neutral: 0-0

CARLISLE

GEORGIA TECH LEADS 1-0

DATE	GT	OPP	RESULT
11/17/1917	-	-	h W 98-0

SERIES

Home: 1-0, Away: 0-0, Neutral: 0-0

CARNEGIE TECH

CARNEGIE TECH LEADS 2-0

DATE	GT	OPP	RESULT
10/11/1930	-	-	a L 0-31
10/10/1931	-	-	h L 0-13

SERIES

Home: 0-1, Away: 0-1, Neutral: 0-0

CENTRE

GEORGIA TECH LEADS 1-0

DATE	GT	OPP	RESULT
10/30/1920	-	-	h W 24-0

SERIES

Home: 1-0, Away: 0-0, Neutral: 0-0

CHATTANOOGA

GEORGIA TECH LEADS 8-0

DATE	GT	OPP	RESULT
10/13/1906	-	-	h W 18-0
10/8/1910	-	-	h W 18-0
10/11/1913	-	-	h W 71-6
10/4/1941	-	-	h W 20-0
10/10/1942	6	-	h W 30-6
11/9/1985	-	-	h W 35-7
9/10/1988	-	-	h W 24-10
9/22/1990	-	-	h W 44-9

SERIES

Home: 8-0, Away: 0-0, Neutral: 0-0

THE CITADEL

GEORGIA TECH LEADS 10-1

DATE	GT	OPP	RESULT
10/5/1912	-	-	a W 20-16
10/4/1913	-	-	a W 47-0
10/25/1947	7	-	h W 38-0
11/20/1948	20	-	h W 54-0
9/20/1952	3	-	h W 54-6
9/30/1978	-	-	h W 28-0
9/18/1982	-	-	h W 36-7
9/22/1984	-	-	h W 48-3
9/12/1987	-	-	h W 51-12
9/1/2001	11/14	-	h W 35-7
9/14/2019	-	-	h Lot 24-27

SERIES

Home: 8-1, Away: 2-0, Neutral: 0-0

CLEMSON

GEORGIA TECH LEADS 50-32-2

DATE	GT	OPP	RESULT
11/24/1898	-	-	n ¹ L 0-23
11/30/1899 (TH)	-	-	n ² L 5-41
10/18/1902	-	-	h L 5-44
10/17/1903	-	-	h L 0-73
11/5/1904	-	-	h T 11-11
11/30/1905 (TH)	-	-	h W 17-12
11/29/1906 (TH)	-	-	h L 0-10
11/28/1907 (TH)	-	-	h L 5-6
11/26/1908 (TH)	-	-	h W 30-6
11/25/1909 (TH)	-	-	h W 29-3
11/24/1910 (TH)	-	-	h W 34-0
11/30/1911 (TH)	-	-	h W 31-0
11/28/1912 (TH)	-	-	h W 23-0
11/27/1913 (TH)	-	-	h W 34-0
11/26/1914 (TH)	-	-	h W 26-6
10/5/1918	-	-	h W 28-0



10/11/1919	-	-	h	W	28-0
11/6/1920	-	-	h	W	7-0
11/5/1921	-	-	h	W	48-7
11/4/1922	-	-	h	W	21-7
10/1/1932	-	-	h	W	32-14
9/30/1933	-	-	h	W	39-2
9/29/1934	-	-	h	W	12-7
10/31/1936	-	-	h	L	13-14
11/6/1937	-	-	h	W	7-0
11/20/1943	15	-	h	W	41-6
9/30/1944	10	-	h	W	51-0
11/24/1945	-	-	h	L	7-21
11/7/1953	6	-	h	W	20-7
11/8/1958	-	17	h	W	13-0
10/3/1959	7	6	h	W	16-6
9/22/1962	-	-	h	W	26-9
9/28/1963	-	-	h	W	27-0
10/3/1964	-	-	h	W	14-7
10/2/1965	-	-	h	W	38-6
10/1/1966	9	-	h	W	13-12
10/7/1967	-	-	h	W	10-0
10/5/1968	-	-	h	W	24-21
10/4/1969	-	-	h	L	10-21
10/3/1970	15	-	h	W	28-7
10/2/1971	-	-	h	W	24-14
10/7/1972	-	-	h	W	31-9
9/29/1973	-	-	h	W	29-21
9/28/1974	-	-	a	L	17-21
9/27/1975	-	-	h	W	33-28
9/25/1976	-	-	h	T	24-24
9/17/1977	-	-	h	L	14-31
9/24/1983	-	-	a	L	14-41
9/29/1984	18	13	h	W	28-21
9/28/1985	-	-	a	W	14-3
9/27/1986	-	-	h	L	3-27
9/26/1987	-	9	a	L	12-33
9/24/1988	-	12	h	L	13-30
10/14/1989	-	14	a	W	30-14
10/13/1990	18/15	15/14	h	W	21-19
9/28/1991	19/18	7/5	a	L	7-9
9/26/1992	-	16/14	h	W	20-16
9/25/1993	-	-	a	L	13-16
11/12/1994	-	-	a	L	10-20
10/28/1995	-	-	h	L	3-24
10/19/1996	22/24	-	a	L	25-28
9/27/1997	-	17/21	h	W	23-20
11/12/1998	(TH)22/23	-	a	W	24-21
11/13/1999	13/14	-	h	W	45-42
10/28/2000	-	5/4	a	W	31-28
9/29/2001	9/11	-25	h	LOT	44-47
9/14/2002	-	-	a	L	19-24
9/20/2003	-	-	h	L	3-39
9/11/2004	-	20/18	a	W	28-24
10/29/2005	-	-	h	W	10-9
10/21/2006	13/13	12/12	a	L	7-31
9/29/2007	-	13/13	h	W	13-3
10/18/2008	-	-	a	W	21-17
9/10/2009	(TH)15/13	-	h	W	30-27
12/5/2009	12/12	25/1v	#n ³	W	39-34
10/23/2010	-	-	a	L	13-27
10/29/2011	-	6/6	h	W	31-17
10/6/2012	-	16/20	a	L	31-47
11/14/2013	(TH)-	8/6	a	L	31-55
11/15/2014	24/23	18/17	h	W	28-6
10/10/2015	-	6/6	a	L	24-43
9/22/2016	(TH)1v/1v	5/3	h	L	7-26
10/28/2017	-	7/7	a	L	10-24

9/22/2018	-	3/2	h	L	21-49
8/29/2019	-	1/1	a	L	14-52
1 - Augusta, Ga.					
2 - Greenville, S.C.					
3 - Tampa, Fla. (ACC Championship Game)					
#2009 ACC Championship vacated					

SERIES
Home: 44-15-2, Away: 6-15, Neutral: 0-2

CONNECTICUT

GEORGIA TECH LEADS 3-0

DATE	GT	OPP	RESULT
9/7/2002	-	a	W 31-14
11/13/2004	-	h	W 30-10
9/17/2005	16/18	-	h W 28-13

SERIES
Home: 2-0, Away: 1-0, Neutral: 0-0

CUMBERLAND

GEORGIA TECH LEADS 3-0

DATE	GT	OPP	RESULT
11/24/1904	(TH)-	-	h W 18-0
10/28/1905	-	-	h W 18-0
10/7/1916	-	-	h W 222-0

SERIES
Home: 3-0, Away: 0-0, Neutral: 0-0

DAHLONEGA

GEORGIA TECH LEADS 3-0

DATE	GT	OPP	RESULT
11/24/1905	-	-	h W 54-0
10/6/1906	-	-	h W 11-0
10/12/1907	-	-	h W 72-0

SERIES
Home: 3-0, Away: 0-0, Neutral: 0-0

DAVIDSON

GEORGIA TECH LEADS 12-2

DATE	GT	OPP	RESULT
12/7/1900	-	-	h L 6-38
11/13/1902	-	-	h L 6-7
10/27/1906	-	-	h W 14-0
10/9/1915	-	-	h W 27-7
10/14/1916	-	-	h W 19-0
10/13/1917	-	-	h W 32-10
11/11/1919	-	-	h W 33-0
10/9/1920	-	-	h W 66-0
10/8/1921	-	-	h W 70-0
10/7/1922	-	-	h W 19-0
10/17/1942	6	-	h W 33-0
11/25/1950	-	-	h W 46-14
11/24/1951	7	-	h W 34-7
9/19/1953	3	-	h W 53-0

SERIES
Home: 12-2, Away: 0-0, Neutral: 0-0

11TH CAVALRY

GEORGIA TECH LEADS 2-0-1

DATE	GT	OPP	RESULT
9/30/1911	-	-	h W 22-5
9/28/1912	-	-	h T 0-0
10/19/1918	-	-	h W 119-0

SERIES
Home: 2-0-1, Away: 0-0, Neutral: 0-0

5TH DIVISION

GEORGIA TECH LEADS 1-0

DATE	GT	OPP	RESULT
9/20/1919	-	-	h W 48-0

SERIES
Home: 1-0, Away: 0-0, Neutral: 0-0

DUKE

GEORGIA TECH LEADS 51-35-1

DATE	GT	OPP	RESULT
12/2/1933	-	-	h W 6-0
10/13/1934	-	-	a L 0-20
10/19/1935	-	-	h W 6-0
10/17/1936	-	-	a L 6-19
10/16/1937	-	10	h L 19-20
10/15/1938	-	9	a L 0-6
11/4/1939	-	12	h L 6-7
11/2/1940	-	18	a L 7-41
11/1/1941	-	4	h L 0-14
10/31/1942	5	-	a W 26-7
10/30/1943	-	18	h L 7-14
11/4/1944	5	-	a L 13-19
11/3/1945	-	18	h L 6-14
11/2/1946	16	19	a W 14-0
11/1/1947	6	9	h W 7-0
10/30/1948	6	-	a W 19-7
10/29/1949	-	-	h L 14-27
11/4/1950	-	-	a L 21-30
11/3/1951	5	-	h T 14-14
11/1/1952	4	6	a W 28-7
11/21/1953	12	15	h W 13-10
10/30/1954	-	16	a L 20-21
10/29/1955	12	17	h W 27-0
11/3/1956	2	-	a W 7-0
11/2/1957	-	7	h W 13-0
11/1/1958	-	-	a W 10-8
10/31/1959	9	-	h L 7-10
10/29/1960	-	15	a L 0-6
10/14/1961	-	-	h W 21-0
11/3/1962	-	-	a W 20-9
11/2/1963	-	-	h W 30-6
10/31/1964	8	-	a W 21-8
10/30/1965	6	-	h W 35-23
10/29/1966	-	-	a W 48-7
11/4/1967	-	-	h W 19-7
11/2/1968	-	-	a L 30-46
11/1/1969	-	-	h W 20-7
10/31/1970	-	-	a W 24-16
10/30/1971	-	-	h W 21-0
11/4/1972	-	-	a L 14-20

SERIES HISTORY

11/3/1973	-	-	h	W	12-10
11/2/1974	-	-	a	L	0-9
11/1/1975	-	-	h	W	21-6
10/30/1976	-	-	a	L	7-31
10/29/1977	-	-	h	L	24-25
9/9/1978	-	-	a	L	10-28
11/3/1979	-	-	h	W	24-14
11/1/1980	-	-	a	L	12-17
10/31/1981	-	-	h	L	24-38
10/30/1982	-	-	h	L	21-38
10/29/1983	-	-	a	L	26-32
11/3/1984	-	-	h	W	31-3
11/2/1985	-	-	a	W	9-0
11/1/1986	-	-	h	W	34-6
10/31/1987	-	-	a	L	14-48
10/29/1988	-	-	h	L	21-31
10/28/1989	-	-	a	L	19-30
10/27/1990	16/12	-	h	W	48-31
11/2/1991	-	-	a	W	17-6
10/31/1992	-	-	h	W	20-17
10/30/1993	-	-	a	W	47-14
9/24/1994	-	-	h	L	12-27
10/7/1995	-	-	a	W	37-21
9/26/1996 (TH)	-	-	h	W	48-22
11/15/1997	-	-	a	W	41-38
10/3/1998	-	-	h	W	41-13
10/16/1999	8/9	-	a	W	38-31
10/21/2000	-	-	h	W	45-10
10/6/2001	17/17	-	a	W	37-10
11/16/2002	-	-	h	L	17-2
11/8/2003	-	-	a	L	17-41
10/16/2004	-	-	h	W	24-7
10/15/2005	-	-	a	W	35-10
11/18/2006	18/18	-	h	W	49-21
11/10/2007	-	-	a	W	41-24
10/4/2008	-	-	h	W	27-0
11/14/2009	7/7	-	a	W	49-10
11/20/2010	-	-	h	W	30-20
11/19/2011	nv/23	-	a	W	38-31
11/17/2012	-	-	h	W	42-24
9/14/2013	rv/rv	-	a	W	38-14
10/11/2014	22/23	-	h	L	25-31
9/26/2015	20/20	-	a	L	20-34
10/29/2016	-	-	h	W	38-35
11/18/2017	-	-	a	L	43-20
10/13/2018	-	-	h	L	14-24
10/12/2019	-	-	a	L	23-41

SERIES

Home: 29-14-1, Away: 22-21, Neutral: 0-0

ELON

GEORGIA TECH LEADS 1-0

DATE	GT	OPP	RESULT
8/31/2013	rv/rv	- h	W 70-0

SERIES

Home: 1-0, Away: 0-0, Neutral: 0-0

FLORIDA

GEORGIA TECH LEADS 24-9-6

DATE	GT	OPP	RESULT
10/17/1904	-	- h	W 77-0
10/19/1912	-	- a ¹	W 14-7
10/25/1913	-	- a ¹	W 13-3
10/13/1923	-	- h	T 7-7
10/11/1924	-	- h	T 7-7
10/17/1925	-	- h	W 23-7
10/19/1929	-	- h	W 19-7
11/27/1930	-	- h	L 7-55
11/21/1931	-	- h	W 23-0
11/19/1932	-	- h	W 6-0
11/11/1933	-	- h	W 19-7
11/24/1934	-	- a	L 12-13
11/23/1935	-	- h	W 39-6
11/21/1936	-	- h	W 38-14
11/20/1937	-	- a	W 12-0
11/19/1938	-	- h	T 0-0
11/25/1939	19	- a	W 21-7
11/23/1940	-	- h	L 7-16
11/22/1941	-	- a	L 7-14
11/21/1942	2	- h	W 20-7
10/23/1948	6	- h	W 42-7
10/22/1949	-	- a	W 43-14
10/7/1950	-	- h	W 16-13
9/29/1951	-	- a	W 27-0
9/27/1952	3	- h	W 17-14
9/26/1953	3	15 a	T 0-0
9/25/1954	5	- h	L 12-13
9/24/1955	2	19 a	W 14-7
11/24/1956	5	13 a	W 28-0
11/23/1957	-	- h	T 0-0
10/1/1960	10	- a	L 17-18
11/4/1961	7	- h	W 20-0
9/29/1962	8	- h	W 17-0
9/14/1963	-	- a	W 9-0
1/2/1967	8	- n ²	L 12-27
10/28/1978	-	- h	W 17-13
9/22/1979	-	- a	T 7-7
9/20/1980	-	- h	L 12-45
9/19/1981	-	- a	L 6-27

SERIES

Home: 15-4-4, Away: 9-4-2, Neutral: 0-1

FLORIDA STATE

FLORIDA STATE LEADS 14-12-1

DATE	GT	OPP	RESULT
11/7/1903	-	- h	W 17-0
10/8/1904	-	- h	W 35-0
11/22/1952	2	- h	W 30-0
10/22/1955	13	- h	W 34-0
9/26/1958	-	- h	W 17-3
11/10/1962	-	- h	T 14-14
11/9/1963	-	- h	W 15-7
9/19/1970	-	- h	W 23-13
11/13/1971	-	- h	W 12-6
10/4/1975	-	- h	W 30-0
10/17/1992	16/17	6/6 h	L 24-29
10/2/1993	-	1/1 a	L 0-51

11/5/1994	-	8/6 h	L 10-41
10/21/1995	-	1/1 a	L 10-42
11/2/1996	-	3/2 h	L 3-49
10/18/1997	21/25	3/3 a	L 0-38
10/24/1998	20/19	6/6 h	L 7-34
9/11/1999	10/10	1/1 a	L 35-41
9/9/2000	-	2/2 h	L 21-26
12/1/2001	-	- a	L 17-28
11/9/2002	-	17/18 h	L 13-21
9/13/2003	-	10/11 a	L 13-14
11/1/2008	-	16/16 h	W 31-28
10/10/2009	22/23	- a	W 49-44
12/1/2012	-	13/12 n ¹	L 15-21
12/6/2014	12/12	2/2 n ¹	L 35-37
10/24/2015	-	9/9 h	W 22-16

1 - Charlotte, N.C. (ACC Championship Game)

SERIES

Home: 11-6-1, Away: 1-6, Neutral: 0-2

FRESNO STATE

FRESNO STATE LEADS 2-0

DATE	GT	OPP	RESULT
12/31/2002	-	- n ¹	L 21-30
12/31/2007	-	- n ²	L 28-40

1 - Silicon Valley Classic (San Jose, Calif)
2 - Humanitarian Bowl (Boise, Idaho)

SERIES

Home: 0-0, Away: 0-0, Neutral: 0-2

FURMAN

GEORGIA TECH LEADS 10-1-3

DATE	GT	OPP	RESULT
10/15/1901	-	- h	W 17-0
10/26/1901	-	- a	T 5-5
11/1/1902	-	- a	T 0-0
9/29/1917	-	- h	W 25-0
10/12/1918	-	- h	W 118-0
9/27/1919	-	- h	W 74-0
10/15/1921	-	- h	W 69-0
11/23/1946	6	- h	W 41-7
11/22/1947	10	- h	W 51-0
9/17/1983	-	- h	L 14-17
9/13/1986	-	- h	T 17-17
11/9/1991	-	- h	W 19-17
9/11/1993	-	- h	W 37-3
9/2/1995	-	- h	W 51-7

SERIES

Home: 10-1-1, Away: 0-0-2, Neutral: 0-0

GARDNER-WEBB

GEORGIA TECH LEADS 1-0

DATE	GT	OPP	RESULT
10/11/2008	-	- h	W 10-7

SERIES

Home: 1-0, Away: 0-0, Neutral: 0-0



GEORGETOWN

GEORGIA TECH LEADS 5-0

DATE	GT	OPP	RESULT
11/15/1919	-	h W	27-0
11/13/1920	-	h W	35-6
11/12/1921	-	h W	21-7
11/11/1922	-	h W	19-7
10/20/1923	-	h W	20-10

SERIES

Home: 5-0, Away: 0-0, Neutral: 0-0

GEORGIA

GEORGIA LEADS 67-41-5

DATE	GT	OPP	RESULT
11/4/1893	-	a W	28-6
10/23/1897	-	a L	0-28
10/22/1898	-	a L	0-15
10/28/1899	-	a L	0-20
10/13/1900	-	h L	0-12
10/25/1902	-	h T	0-0
10/24/1903	-	h L	0-38
11/12/1904	-	h W	23-6
11/18/1905	-	h W	46-0
11/10/1906	-	h W	17-0
11/2/1907	-	h W	10-6
11/20/1909	-	h W	12-6
11/19/1910	-	h L	6-11
11/18/1911	-	h L	0-5
11/16/1912	-	h L	0-20
11/15/1913	-	h L	0-14
11/14/1914	-	h W	7-0
11/13/1915	-	h T	0-0
11/18/1916	-	h W	21-0
11/14/1925	-	h W	3-0
11/13/1926	-	h L	13-14
12/3/1927	-	h W	12-0
12/8/1928	-	h W	20-6
12/7/1929	-	a L	6-12
12/6/1930	-	h L	0-13
11/28/1931	-	h L	6-35
11/26/1932	-	h T	0-0
11/25/1933	-	h L	6-7
12/1/1934	-	a L	0-7
11/30/1935	-	h W	19-7
11/28/1936	-	a L	6-16
11/27/1937	-	h T	6-6
11/26/1938	-	a T	0-0
12/2/1939	-	h W	13-0
11/30/1940	-	a L	19-21
11/29/1941	-	h L	0-21
11/28/1942	2	5 a	L 0-34
11/27/1943	14	- h	W 48-0
12/2/1944	-	h W	44-0
12/1/1945	-	h L	0-33
11/30/1946	7	3 a	L 7-35
11/29/1947	9	- h	W 7-0
11/27/1948	-	12 a	L 13-21
11/26/1949	-	- h	W 7-6
12/2/1950	-	- a	W 7-0
12/1/1951	6	- h	W 48-6
11/29/1952	3	- a	W 23-9
11/28/1953	10	- h	W 28-12
11/27/1954	-	- a	W 7-3

11/26/1955	9	- h	W 21-3
12/1/1956	4	- a	W 35-0
11/30/1957	-	- h	L 0-7
11/29/1958	-	- a	L 3-16
11/28/1959	-	6 h	L 14-21
11/26/1960	-	- a	L 6-7
12/2/1961	-	- h	W 22-7
12/1/1962	-	- a	W 37-6
11/30/1963	-	- h	W 14-3
11/28/1964	-	- a	L 0-7
11/27/1965	-	- h	L 7-17
11/26/1966	5	7 a	L 14-23
11/25/1967	-	- h	L 14-21
11/30/1968	-	4 a	L 8-47
11/29/1969	-	- h	W 6-0
11/28/1970	16	- a	W 17-7
11/25/1971 (TH)	-	7 h	L 24-28
12/2/1972	-	- a	L 7-27
12/1/1973	-	- h	L 3-10
11/27/1974	-	- a	W 34-14
11/27/1975 (TH)	-	15 h	L 26-42
11/27/1976	-	4 a	L 10-13
11/26/1977	-	- h	W 16-7
12/2/1978	-	11 a	L 28-29
11/24/1979	-	- h	L 3-16
11/29/1980	-	1 a	L 20-38
11/28/1981	-	3 h	L 7-44
11/27/1982	-	1 a	L 18-38
11/26/1983	-	7 h	L 24-27
12/1/1984	-	18 a	W 35-18
11/30/1985	-	20 h	W 20-16
11/29/1986	-	18 a	L 24-31
11/28/1987	-	14 h	L 16-30
11/26/1988	-	20 a	L 3-24
12/2/1989	-	- h	W 33-22
12/1/1990	2/3	- a	W 40-23
11/30/1991	-	25/- h	L 15-18
11/28/1992	-	9/10 a	L 17-31
11/25/1993 (TH)	-	- h	L 10-43
11/25/1994 (FR)	-	- a	L 10-48
11/23/1995 (TH)	-	- h	L 17-18
11/30/1996	-	- a	L 10-19
11/29/1997	-	14/14 h	L 24-27
11/28/1998	17/18	12/12 a	W 21-19
11/27/1999	20/16	16/21 h	WOT 51-48
11/25/2000	18/19	19/18 a	W 27-15
11/24/2001	21/19	19/23 h	L 17-31
11/30/2002	-	5/5 a	L 7-51
11/29/2003	-	5/5 h	L 17-34
11/27/2004	-	8/7 a	L 13-19
11/26/2005	20/24	13/13 h	L 7-14
11/25/2006	16/15	- a	L 12-15
11/24/2007	-	6/7 h	L 17-31
11/29/2008	23/18	13/13 a	W 45-42
11/28/2009	7/7	- h	L 24-30
11/27/2010	-	- a	L 34-42
11/26/2011	25/21	13/14 h	L 17-31
11/24/2012	-	3/3 a	L 10-42
11/30/2013	-	- h	L 34-41
11/29/2014	17/16	9/10 a	WOT 30-24
11/28/2015	-	rv/h h	L 7-13
11/26/2016	-	- a	W 28-27
11/25/2017	-	7/7 h	L 7-38
11/24/2018	-	5 a	L 21-45
11/30/2019	-	4/4 h	L 7-52

SERIES

Home: 26-37-4, Away: 15-31-1, Neutral: 0-0

GA. SOUTHERN

GEORGIA TECH LEADS 2-0

DATE	GT	OPP	RESULT
9/13/2014	-	- h	W 42-38
10/15/2016	-	- h	W 35-34

SERIES

Home: 2-0, Away: 0-0, Neutral: 0-0

INDIANA STATE

GEORGIA TECH LEADS 1-0

DATE	GT	OPP	RESULT
10/10/1987	-	- h	W 38-0

SERIES

Home: 1-0, Away: 0-0, Neutral: 0-0

IOWA

IOWA LEADS 1-0

DATE	GT	OPP	RESULT
1/5/2010	9/10	10/11 n ¹	L 14-24
1 - FedEx Orange Bowl (Miami Gardens, Fla.)			

SERIES

Home: 0-0, Away: 0-0, Neutral: 0-1

IOWA STATE

GEORGIA TECH LEADS 1-0

DATE	GT	OPP	RESULT
12/18/1972	-	- n ¹	W 31-30
1 - Liberty Bowl (Memphis, Tenn.)			

SERIES

Home: 0-0, Away: 0-0, Neutral: 1-0

JACKSONVILLE ST.

GEORGIA TECH LEADS 3-0

DATE	GT	OPP	RESULT
8/28/2008 (TH)	-	- h	W 41-14
9/5/2009	15/15	- h	W 37-17
9/9/2017	-	- h	W 37-10

SERIES

Home: 3-0, Away: 0-0, Neutral: 0-0

KANSAS

GEORGIA TECH LEADS 2-1

DATE	GT	OPP	RESULT
1/1/1948	10	12 n ¹	W 20-14
9/11/2010	15/17	- a	L 25-28
9/17/2011	-	- h	W 66-24
1 - Orange Bowl (Miami, Fla.)			

SERIES

Home: 1-0, Away: 0-1, Neutral: 1-0

KENTUCKY

GEORGIA TECH LEADS 12-7-1

DATE	GT	OPP	RESULT
11/17/1923	-	-	h T 3-3
10/8/1932	-	-	h L 6-12
10/7/1933	-	-	a L 6-7
10/12/1935	-	-	a L 6-25
10/10/1936	-	-	h W 34-0
10/9/1937	-	-	a W 32-0
11/5/1938	-	-	h W 19-18
11/1/1939	-	18	h W 13-6
11/9/1940	-	-	a ¹ L 7-26
11/8/1941	-	-	h W 20-13
11/7/1942	3	-	h W 47-7
10/28/1950	-	4	h L 14-28
10/6/1951	11	17	a W 13-7
10/23/1954	15	-	h L 6-13
9/22/1956	4	-	a W 14-6
9/21/1957	11	20	h W 13-0
9/20/1958	-	-	a L 0-13
9/19/1959	-	-	a W 14-12
9/17/1960	-	-	h W 3-13
12/31/2016	-	-	n ² W 33-18

1 - Louisville, Ky.
2 - TaxSlayer Bowl (Jacksonville, Fla.)

SERIES

Home: 7-3-1, Away: 4-4, Neutral: 1-0

LOUISVILLE

GEORGIA TECH LEADS 1-0

DATE	GT	OPP	RESULT
10/5/2018	-	-	a W 66-31

SERIES

Home: 0-0, Away: 1-0, Neutral: 0-0

LSU

GEORGIA TECH LEADS 12-7

DATE	GT	OPP	RESULT
10/23/1915	-	-	a ¹ W 36-7
11/8/1924	-	-	h W 28-7
11/12/1927	-	-	h W 23-0
11/6/1943	-	20	h W 42-7
11/18/1944	9	-	a W 14-6
11/17/1945	-	-	h L 7-9
10/19/1946	-	12	a W 26-7
10/14/1950	-	-	a W 13-0
10/13/1951	8	-	h W 25-7
10/9/1954	-	-	h W 30-20
10/8/1955	4	-	a W 7-0
10/13/1956	3	-	h W 39-7
10/12/1957	17	-	a L 13-20
10/8/1960	-	-	h W 6-2
10/7/1961	3	-	a L 0-10
10/6/1962	5	-	h L 7-10
10/5/1963	7	-	a L 6-7
12/29/2000	15/17	-	n ² L 14-28
12/31/2008	14/15	-	n ² L 3-38

1 - New Orleans, La.
2 - Chick-fil-A Peach Bowl (Atlanta, Ga.)

SERIES

Home: 7-2, Away: 5-3, Neutral: 0-2

MARYLAND

GEORGIA TECH LEADS 15-6

DATE	GT	OPP	RESULT
10/8/1988	-	-	a L 8-13
10/7/1989	-	-	h W 28-24
10/6/1990	23/18	-	a W 31-3
10/12/1991	-	-	h W 34-10
10/10/1992	17/17	-	a W 28-26
10/9/1993	-	-	h W 38-0
10/22/1994	-	-	a L 27-42
9/28/1995 (TH)	-	16/17	h W 31-3
11/14/1996 (TH)	-	-	a L 10-13
11/22/1997	-	-	h W 37-18
10/31/1998	23/24	-	a ¹ W 31-14
9/30/1999 (TH)	10/12	-	h W 49-31
11/18/2000	20/22	-	a W 35-22
10/11/2001 (TH)	15/1522/20	h	LoT 17-20
10/17/2002 (TH)	-	-	a L 10-34
10/23/2003 (TH)	-	-	h W 7-3
10/9/2004	-	23/23	a W 20-7
10/7/2006	18/20	-	h W 27-23
10/6/2007	-	-	a L 26-28
10/8/2011	13/13	-	h W 21-16
11/3/2012	-	-	a W 33-13

1 - Baltimore, Md.

SERIES

Home: 9-1, Away: 6-5, Neutral: 0-0

MARYVILLE

SERIES TIED 0-0-1

DATE	GT	OPP	RESULT
11/29/1906	-	-	h T 6-6

SERIES

Home: 0-0-1, Away: 0-0, Neutral: 0-0

MEMPHIS

GEORGIA TECH LEADS 2-1

DATE	GT	OPP	RESULT
9/27/1980	-	-	h W 17-8
9/26/1981	-	-	h L 15-28
9/25/1982	-	-	a W 24-20

SERIES

Home: 1-1, Away: 1-0, Neutral: 0-0

MERCER

GEORGIA TECH LEADS 14-1-1

DATE	GT	OPP	RESULT
11/5/1892	-	-	a L 6-12
11/11/1893	-	-	h W 10-6
10/31/1896	-	-	a W 6-4
11/21/1896	-	-	h T 12-12
11/19/1908	-	-	a W 16-6
11/13/1909	-	-	h W 35-0
10/15/1910	-	-	h W 46-0
10/21/1911	-	-	h W 17-0
10/26/1912	-	-	a W 16-6
10/18/1913	-	-	h W 33-0
10/10/1914	-	-	h W 105-0

10/2/1915	-	-	h W 52-0
9/30/1916	-	-	h W 61-0
10/2/1937	-	-	h W 28-0
10/1/1938	-	-	h W 19-0
9/10/2016	-	-	h W 35-10

SERIES

Home: 11-0-1, Away: 3-1, Neutral: 0-0

MIAMI (FLA.)

SERIES TIED 13-12

DATE	GT	OPP	RESULT
9/17/1955	10	-	h W 14-6
9/26/1964	-	-	h W 20-0
11/10/1967	-	-	a L 7-49
9/27/1968	-	15	h L 7-10
9/26/1970	19	-	h W 31-21
9/20/1975	-	-	h W 38-23
9/17/1977	-	-	h W 10-6
10/14/1978	-	-	h W 24-19
1/1/2000	17/15	23/23	n ¹ L 13-28
10/2/2004	-	4/4	h L 3-27
11/19/2005	-	3/3	a W 14-10
10/28/2006	21/21	-	h W 30-23
10/13/2007	-	-	a W 17-14
11/20/2008	-	23/nv	h W 41-23
9/17/2009 (TH)	14/13	22/20	a L 17-33
11/13/2010	-	-	h L 10-35
10/22/2011	20/19	-	a L 7-24
9/22/2012	rv/rv	-	h LoT 36-42
10/5/2013	rv/rv	14/14	a L 30-45
10/4/2014	-	-	h W 28-17
11/21/2015	-	-	a L 21-38
10/8/2016	-	14/14	h L 21-35
10/14/2017	-	11/10	a L 24-25
11/10/2018	-	-	h W 27-21
10/19/2019	-	-	a Wor 28-21

1 - Toyota Gator Bowl (Jacksonville, Fla.)

SERIES

Home: 10-5, Away: 3-6, Neutral: 0-1

MICHIGAN

MICHIGAN LEADS 1-0

DATE	GT	OPP	RESULT
10/20/1934	-	-	a L 2-9

SERIES

Home: 0-0, Away: 0-1, Neutral: 0-0

MICHIGAN STATE

GEORGIA TECH LEADS 3-0

DATE	GT	OPP	RESULT
9/18/1971	-	18	h W 10-0
9/23/1972	-	18	a W 21-16
12/31/1985	-	-	n ¹ W 17-14

1 - All-American Bowl (Birmingham, Ala.)

SERIES

Home: 1-0, Away: 1-0, Neutral: 1-0



MIDDLE TENN.

GEORGIA TECH LEADS 2-1

DATE	GT	OPP	RESULT
10/16/2010	-	h	W 42-14
9/10/2011	-	a	W 49-21
9/29/2012	-	h	L 28-49

SERIES

Home: 1-1, Away: 1-0, Neutral: 0-0

MINNESOTA

MINNESOTA LEADS 1-0

DATE	GT	OPP	RESULT
12/26/2018	-	n ¹	L 10-34

1 - Quick Lane Bowl (Detroit, Mich.)

SERIES

Home: 0-0, Away: 1-0, Neutral: 0-1

MISSISSIPPI

SERIES TIED 2-2

DATE	GT	OPP	RESULT
10/12/1946	-	h	W 24-7
1/1/1953	2	7 n ¹	W 24-7
12/30/1971	-	17 n ²	L 18-41
12/30/2013	-	n ³	L 17-25

- 1 - Sugar Bowl (New Orleans, La.)
- 2 - Peach Bowl (Atlanta, Ga.)
- 3 - Music City Bowl (Nashville, Tenn.)

SERIES

Home: 1-0, Away: 0-0, Neutral: 1-2

MISSISSIPPI ST.

GEORGIA TECH LEADS 5-0

DATE	GT	OPP	RESULT
10/17/1908	-	h	W 23-0
10/5/1929	-	h	W 27-13
9/20/2008	-	h	W 38-7
10/3/2009	25/rv	a	W 42-31
12/31/2014	10/9	8/8 n ¹	W 49-34

- 1 - Capital One Orange Bowl (Miami Gardens, Fla.)

SERIES

Home: 3-0, Away: 1-0, Neutral: 1-0

MISSOURI

SERIES TIED 1-1

DATE	GT	OPP	RESULT
1/1/1940	16	6 n ¹	W 21-7
12/22/1962	-	n ²	L 10-14

- 1 - Orange Bowl (Miami, Fla.)
- 2 - Bluebonnet Bowl (Houston, Texas)

SERIES

Home: 0-0, Away: 0-0, Neutral: 1-1

MOONEY

GEORGIA TECH LEADS 3-0

DATE	GT	OPP	RESULT
10/15/1904	-	h	W 51-0
10/10/1908	-	h	W 30-0
10/9/1909	-	h	W 35-6

SERIES

Home: 3-0, Away: 0-0, Neutral: 0-0

NASHVILLE

NASHVILLE LEADS 2-0

DATE	GT	OPP	RESULT
11/11/1899	-	h	L 0-15
10/20/1900	-	h	L 0-23

SERIES

Home: 0-2, Away: 0-0, Neutral: 0-0

NAVY

GEORGIA TECH LEADS 16-9

DATE	GT	OPP	RESULT
10/21/1922	-	a	L 0-13
10/24/1942	6	a	W 21-0
10/23/1943	-	3 n ¹	L 14-28
10/21/1944	8	9 h	W 17-15
10/20/1945	-	2 n ¹	L 6-20
11/9/1946	8	h	W 28-20
11/8/1947	6	n ¹	W 16-14
10/9/1964	-	n ²	W 17-0
10/23/1965	-	h	W 37-16
11/9/1968	-	h	L 15-35
11/7/1970	-	h	W 30-8
11/6/1971	-	h	W 34-21
11/18/1972	-	h	W 30-7
11/17/1973	-	n ²	W 26-22
11/16/1974	-	h	W 22-0
11/15/1975	-	h	W 14-13
11/13/1976	-	a	L 28-34
11/12/1977	-	a	L 16-20
11/17/1979	-	h	W 24-14
11/15/1980	-	h	L 8-19
11/14/1981	-	h	L 14-20
11/23/1996	-	h	L 26-36
9/4/1999	10/11	a	W 49-14
9/16/2000	-	h	W 40-13
9/8/2001	10/13	a	W 70-7

- 1 - Baltimore, Md.
- 2 - Jacksonville, Fla.

SERIES

Home: 10-4, Away: 3-3, Neutral: 3-2

NEBRASKA

GEORGIA TECH LEADS 1-0

DATE	GT	OPP	RESULT
1/1/1991	2/2	19/13 n ¹	W 45-21

1 - Florida Citrus Bowl (Orlando, Fla.)

SERIES

Home: 0-0, Away: 0-0, Neutral: 1-0

NEW MEXICO ST.

GEORGIA TECH LEADS 1-0

DATE	GT	OPP	RESULT
9/12/1998	-	h	W 42-7

SERIES

Home: 1-0, Away: 0-0, Neutral: 0-0

NORTH CAROLINA

GEORGIA TECH LEADS 30-22-3

DATE	GT	OPP	RESULT
10/30/1915	-	h	W 23-3
10/21/1916	-	h	W 10-6
10/22/1927	-	h	W 13-0
10/27/1928	-	a	W 20-7
10/12/1929	-	h	L 7-18
11/1/1930	-	a	T 6-6
11/7/1931	-	a	T 19-19
10/22/1932	-	a	W 43-14
10/28/1933	-	a	W 10-6
11/3/1934	-	h	L 0-26
10/26/1935	-	a	L 0-19
9/25/1943	-	h	W 20-7
10/7/1944	10	h	W 28-0
9/29/1945	-	a	W 20-14
10/12/1974	-	h	W 29-28
10/4/1980	-	10 a	L 0-33
10/3/1981	-	6 h	L 7-28
10/2/1982	-	12 a	L 0-41
10/1/1983	-	5 h	L 21-38
11/10/1984	-	a	L 17-24
10/5/1985	-	h	W 31-0
10/4/1986	-	a	L 20-21
9/19/1987	-	h	L 23-30
10/22/1988	-	a	L 17-20
10/21/1989	-	h	W 17-14
10/20/1990	11/11	a	T 13-13
10/26/1991	-	h	W 35-14
10/24/1992	19/19	a	L 14-26
10/16/1993	-	14/13 h	L 3-41
10/8/1994	-	14/14 a	L 24-31
10/14/1995	-	h	W 27-25
10/21/1996	-	11/13 a	L 0-16
10/30/1997 (TH)	-	5/5 h	L 13-16
9/26/1998	-	a	W 43-21
10/9/1999	7/8	h	W 31-24
9/30/2000	-	a	W 42-28
11/1/2001 (TH)23/21	22/-	h	W 28-21
9/28/2002	-	a	W 21-13
11/15/2003	-	h	W 41-24
9/18/2004	-	a	L 13-34
9/10/2005	17/21	h	W 27-21
11/1/2006	19/18	a	W 7-0
11/17/2007	-	h	W 27-25
11/8/2008	22/20	19/19 a	L 7-28
9/26/2009	-	22/18 h	W 24-7
9/18/2010	-	a	W 30-24
9/24/2011	25/24	n/25 h	W 35-28
11/10/2012	-	a	W 68-50
9/21/2013	nv/rv	h	W 28-20
10/18/2014	-	a	L 43-48
10/3/2015	-/rv	h	L 31-38
11/5/2016	-	18/17 a	L 20-48

SERIES HISTORY

9/30/2017	-	-	h	W	33-7
11/3/2018	-	-	a	W	38-28
10/5/2019	-	-	h	L	22-38

SERIES

Home: 19-9, Away: 10-13-3, Neutral: 0-0

NC STATE

GEORGIA TECH LEADS 20-10

DATE	GT	OPP	RESULT
11/10/1918	-	-	h W 128-0
11/18/1922	-	-	h W 17-0
10/8/1983	-	-	a W 20-10
10/6/1984	12	-	h L 22-27
9/14/1985	-	-	a W 28-18
10/11/1986	-	-	h W 59-21
10/3/1987	-	-	a L 0-17
10/1/1988	-	-25	h L 6-14
9/9/1989	-	-	a L 28-38
9/8/1990	-	-	h W 21-13
10/5/1991	21/23	19/18	a L 21-28
10/3/1992	23/23	21/18	h W 16-13
10/23/1993	-	-	a L 23-28
10/1/1994	-	22/20	a L 13-21
11/11/1995	-	-	h W 27-19
9/7/1996	-	-	a W 28-16
10/11/1997	25/-	-	h W 27-17
10/10/1998	-	23/23	a W 47-24
10/30/1999	7/7	-	h W 48-21
9/21/2000 (TH)	-	-	a LoT 23-30
10/20/2001	23/25	-	h W 27-17
11/2/2002	-	8/10	a W 24-17
10/4/2003	-	-	h W 29-21
11/6/2004	-	-	a W 24-14
10/6/2005 (TH)24/23	-	-	h L 14-17
11/4/2006	20/20	-	a W 31-23
9/25/2010	-	-	h L 28-45
10/1/2011	21/21	-	a W 45-35
10/18/2014	-	-	a W 56-23
11/21/2019 (TH)	-	-	h W 28-26

SERIES

Home: 11-4, Away: 9-6, Neutral: 0-0

NOTRE DAME

NOTRE DAME LEADS 28-6-1

DATE	GT	OPP	RESULT
10/28/1922	-	-	h L 3-13
11/27/1923	-	-	a L 7-35
11/1/1924	-	-	a L 3-34
10/31/1925	-	-	h L 0-13
10/30/1926	-	-	a L 0-12
10/29/1927	-	-	a L 7-26
10/20/1928	-	-	h W 13-0
11/2/1929	-	-	h L 6-26
10/8/1938	-	5	a L 6-14
10/7/1939	-	2	a L 14-17
10/12/1940	-	6	a L 20-26
10/11/1941	-	8	h L 0-20
10/3/1942	6	-	a W 13-6
10/2/1943	-	1	a L 13-55
11/25/1944	10	18	h L 0-21
10/6/1945	-	3	h L 7-40
10/24/1953	4	1	a L 14-27
11/7/1959	19	-	a W 14-10

11/18/1967	-	9	h	L	3-36
11/16/1968	-	9	a	L	6-34
11/15/1969	-	9	h	L	20-38
11/14/1970	-	1	a	L	7-10
9/9/1974	-	2	h	L	7-31
11/8/1975	-	12	a	L	3-24
11/6/1976	-	11	h	W	23-14
11/5/1977	-	5	a	L	14-69
11/18/1978	20	10	h	L	21-38
10/6/1979	-	10	a	L	13-21
11/8/1980	-	1	h	T	3-3
11/7/1981	-	-	a	L	3-35
9/6/1997	-	11/13	h	L	13-17
1/1/1999	12/12	17/18	n ¹	W	35-28
9/2/2006	-	2/3	h	L	10-14
9/1/2007	-	-	a	W	33-3
9/19/2015	14/16	8/10	a	L	22-30

1 - Gator Bowl (Jacksonville, Fla.)

SERIES

Home: 2-12-1, Away: 3-16, Neutral: 1-0

OGLETHORPE

GEORGIA TECH LEADS 8-1

DATE	GT	OPP	RESULT
10/2/1920	-	-	h W 55-0
10/1/1921	-	-	h W 41-0
9/30/1922	-	-	h W 31-6
9/23/1923	-	-	h W 28-13
9/27/1924	-	-	h W 19-0
9/28/1925	-	-	h W 13-7
9/25/1926	-	-	h L 6-7
11/19/1927	-	-	h W 19-7
11/3/1928	-	-	h W 32-7

SERIES

Home: 8-1, Away: 0-0, Neutral: 0-0

PENN

PENN LEADS 2-1

DATE	GT	OPP	RESULT
10/6/1917	-	-	h W 41-0
11/15/1930	-	-	a L 7-34
11/14/1931	-	-	a L 12-13

SERIES

Home: 1-0, Away: 0-2, Neutral: 0-0

PENN STATE

PENN STATE LEADS 4-3

DATE	GT	OPP	RESULT
10/29/1921	-	-	n ¹ L 7-28
11/10/1923	-	-	a L 0-7
10/18/1924	-	-	h W 15-13
10/10/1925	-	-	n ² W 16-7
12/30/1961	13	17	n ³ L 15-30
11/12/1966	5	-	h W 21-0
8/28/1991	8/6	7/8	n ⁴ L 22-34

1 - Polo Grounds (N.Y.)

2 - Yankee Stadium

3 - Gator Bowl (Jacksonville, Fla.)

4 - Kickoff Classic (East Rutherford, N.J.)

SERIES

Home: 2-0, Away: 0-1, Neutral: 1-3

PITTSBURGH

PITTSBURGH LEADS 9-5

DATE	GT	OPP	RESULT
11/23/1918	-	-	a L 0-32
10/25/1919	-	-	a L 6-16
10/23/1920	-	-	a L 3-10
1/2/1956	7	11	n ¹ W 7-0
12/29/1956	4	13	n ² W 21-14
9/21/1974	-	15	h L 17-27
9/18/1976	-	3	h L 14-42
11/2/2013	-	-	h W 21-10
10/25/2014	-	-	a W 56-28
10/17/2015	-	-	h L 28-31
10/8/2016	-	-	a L 34-37
9/23/2017	-	-	h W 35-17
9/15/2018	-	-	a L 19-24
11/2/2019	-	-	h L 10-20

1 - Sugar Bowl (New Orleans, La.)

2 - Gator Bowl (Jacksonville, Fla.)

SERIES

Home: 2-4, Away: 1-5, Neutral: 2-0

PRESBYTERIAN

GEORGIA TECH LEADS 4-0

DATE	GT	OPP	RESULT
9/28/1935	-	-	h W 33-0
9/26/1936	-	-	h W 55-0
9/24/1937	-	-	h W 59-0
9/8/2012	rv/rv	-	h W 59-3

SERIES

Home: 4-0, Away: 0-0, Neutral: 0-0

PURDUE

PURDUE LEADS 1-0

DATE	GT	OPP	RESULT
12/25/1978	-	7	n ¹ L 21-41

n¹ - Peach Bowl

SERIES

Home: 0-0, Away: 0-0, Neutral: 0-1

RICE

GEORGIA TECH LEADS 2-0-1

DATE	GT	OPP	RESULT
9/24/1960	13	-	a W 16-13
9/30/1961	-	-	h W 24-0
9/30/1972	-	-	h T 36-36

SERIES

Home: 1-0-1, Away: 1-0, Neutral: 0-0



RUTGERS

GEORGIA TECH LEADS 1-0

DATE	GT	OPP	RESULT
10/22/1921	-	-	h W 48-14

SERIES

Home: 1-0, Away: 0-0, Neutral: 0-0

ST. ALBANS

ST. ALBANS LEADS 2-0

DATE	GT	OPP	RESULT
11/30/1893	-	-	h L 0-6
11/8/1902	-	-	h L 0-17

SERIES

Home: 0-2, Away: 0-0, Neutral: 0-0

ST. MARY'S

GEORGIA TECH LEADS 1-0

DATE	GT	OPP	RESULT
1/1/1947	11	n ¹	W 41-19

1 - Oil Bowl (Houston, Texas)

SERIES

Home: 0-0, Away: 0-0, Neutral: 1-0

SAMFORD

GEORGIA TECH LEADS 8-0

DATE	GT	OPP	RESULT
10/31/1903	-	a	W 37-0
10/11/1911	-	a	W 28-0
10/14/1939	-	h	W 35-0
10/5/1940	-	h	W 27-0
10/13/1945	-	h	W 43-0
9/4/2004	-	h	W 28-7
9/9/2006	-	h	W 38-6
9/8/2007	-	h	W 69-14

SERIES

Home: 6-0, Away: 2-0, Neutral: 0-0

SAVANNAH A.A.

SAVANNAH A.A. LEADS 1-0

DATE	GT	OPP	RESULT
10/27/1894	-	-	h L 0-8

SERIES

Home: 0-1, Away: 0-0, Neutral: 0-0

SEWANEES

SEWANEES LEADS 7-5-1

DATE	GT	OPP	RESULT
10/23/1899	-	h	L 0-30
10/29/1900	-	h	L 0-34
11/11/1905	-	h	T 18-18
10/20/1906	-	h	L 0-16
11/9/1907	-	h	L 0-18
11/14/1908	-	h	L 0-6

10/23/1909	-	-	h	L	0-15
11/11/1911	-	-	h	W	23-0
11/9/1912	-	-	h	L	0-7
11/1/1913	-	-	h	W	33-0
10/31/1914	-	-	h	W	20-0
10/5/1935	-	-	h	W	32-0
10/3/1936	-	-	h	W	58-0

SERIES

Home: 5-7-1, Away: 0-0, Neutral: 0-0

SOUTH CAROLINA

GEORGIA TECH LEADS 11-10

DATE	GT	OPP	RESULT
9/9/1901	-	-	h W 13-0
11/26/1903	-	-	h L 0-16
10/16/1909	-	-	h W 59-0
10/3/1914	-	-	h W 20-0
10/4/1930	-	-	h W 45-0
10/3/1931	-	-	h W 25-13
11/19/1949	-	-	a L 13-3
9/30/1950	-	-	h L 0-7
9/12/1970	-	17	h W 23-20
9/11/1971	17	-	a L 7-24
9/16/1972	-	-	a W 34-6
9/15/1973	-	-	a L 28-41
9/14/1974	-	-	h W 35-20
9/13/1975	-	-	a L 17-23
9/11/1976	-	-	h L 17-27
9/10/1977	-	-	a L 0-17
10/7/1978	-	-	h W 6-3
10/15/1988	-	8	a W 34-0
9/23/1989	-	-	a L 10-21
9/29/1990	-	25/-	a W 27-6
10/19/1991	-	-	a L 14-23

SERIES

Home: 8-3, Away: 3-7, Neutral: 0-0

S.C. STATE

GEORGIA TECH LEADS 1-0

DATE	GT	OPP	RESULT
9/4/2010	16/17	-	h W 41-10

SERIES

Home: 1-0, Away: 0-0, Neutral: 0-0

USC

SERIES TIED 2-2

DATE	GT	OPP	RESULT
9/22/1961	-	9	a W 27-7
10/25/1969	-	7	a L 18-29
9/22/1973	-	1	h L 6-23
12/31/2012	-	rv/rv	n ¹ W 21-7

1 - El Paso, Texas (Hyundai Sun Bowl)

SERIES

Home: 0-1, Away: 1-1, Neutral: 1-0

SMU

GEORGIA TECH LEADS 8-2-1

DATE	GT	OPP	RESULT
9/23/1950	-	10	a L 13-33
9/22/1951	-	-	h W 21-7
10/4/1952	6	-	a W 20-7
10/3/1953	9	-	h W 6-4
10/2/1954	-	-	a W 10-7
10/1/1955	3	-	h W 20-7
9/29/1956	2	5	a W 9-7
9/28/1957	3	15	h T 0-0
10/25/1958	17	-	a L 0-20
9/26/1959	16	6	h W 16-12
9/20/1969	-	-	h W 24-21

SERIES

Home: 5-0-1, Away: 3-2, Neutral: 0-0

STANFORD

GEORGIA TECH LEADS 2-0

DATE	GT	OPP	RESULT
12/25/1991	-	17/17	n ¹ W 18-17
12/27/2001	-	11/11	n ² W 24-14

1 - Aloha Bowl (Honolulu, Hawaii)
2 - Seattle Bowl (Seattle, Wash.)

SERIES

Home: 0-0, Away: 0-0, Neutral: 2-0

SYRACUSE

GEORGIA TECH LEADS 3-0

DATE	GT	OPP	RESULT
8/26/2001	10/13	-	n ¹ W 13-7
12/21/2004	-	-	n ² W 51-14
10/19/2013	-	-	h W 56-0

1 - Kickoff Classic (E. Rutherford, N.J.)
2 - Champs Sports Bowl (Orlando, Fla.)

SERIES

Home: 1-0, Away: 0-0, Neutral: 2-0

TEMPLE

TEMPLE LEADS 1-0

DATE	GT	OPP	RESULT
9/29/2019	-	-	a L 24-2

SERIES

Home: 0-0, Away: 1-0, Neutral: 0-0

TENNESSEE

TENNESSEE LEADS 25-17-2

DATE	GT	OPP	RESULT
11/22/1902	-	-	h L 6-10
11/21/1903	-	-	a L 0-11
10/22/1904	-	-	h W 2-0
11/4/1905	-	-	h W 45-0
10/19/1907	-	-	h W 6-4
10/31/1908	-	-	h L 5-6
10/30/1909	-	-	a W 29-0



SERIES HISTORY

10/14/1911	-	-	h	W	24-0
9/28/1946	-	8	a	L	9-13
9/27/1947	4	-	h	W	27-0
11/6/1948	6	-	h	L	6-13
11/5/1949	-	14	h	W	30-13
11/6/1954	-	-	h	W	28-7
11/5/1955	8	-	h	T	7-7
11/10/1956	2	3	h	L	0-6
11/9/1957	18	9	a	L	6-21
10/11/1958	-	-	h	W	21-7
10/10/1959	3	8	a	W	14-7
11/5/1960	-	8	h	W	14-7
11/11/1961	9	-	a	L	6-10
10/13/1962	11	-	h	W	17-0
10/12/1963	-	-	a	W	23-7
11/7/1964	7	-	h	L	14-22
11/6/1965	-	-	a	L	7-21
10/8/1966	9	8	h	W	6-3
10/14/1967	-	-	a	L	13-24
10/12/1968	-	10	h	L	7-24
10/11/1969	-	10	a	L	8-26
10/10/1970	13	20	h	L	6-17
10/9/1971	-	13	a	L	6-10
9/9/1972	-	15	h	L	3-34
10/13/1973	-	8	a	L	14-20
10/9/1976	-	-	h	L	7-42
10/8/1977	-	-	a	W	24-8
10/13/1979	-	-	a	L	0-31
10/11/1980	-	-	h	L	10-23
10/10/1981	-	-	a	L	7-10
10/23/1982	-	-	h	W	31-21
10/22/1983	-	-	a	L	3-37
10/27/1984	-	-	h	L	21-24
10/26/1985	-	16	a	T	6-6
10/25/1986	-	-	h	W	14-13
10/24/1987	-	13	a	L	15-29
9/4/2017 (MO)	-	25/24	n ¹	L	20T 41-42

SERIES

Home: 13-11-1, Away: 4-13-1, Neutral: 0-1

TEXAS

TEXAS LEADS 1-0

DATE	GT	OPP	RESULT
1/1/1943	5	11 n ¹	L 7-14

1 - Cotton Bowl (Dallas, Texas)

SERIES

Home: 0-0, Away: 0-0, Neutral: 0-1

TEXAS A&M

SERIES TIED 1-1

DATE	GT	OPP	RESULT
9/25/1965	-	-	h L 10-14
9/17/1966	-	-	h W 38-3

SERIES

Home: 1-1, Away: 0-0, Neutral: 0-0

TCU

GEORGIA TECH LEADS 2-0

DATE	GT	OPP	RESULT
9/30/1967	-	-	h W 24-7
9/21/1968	-	-	h W 17-7

SERIES

Home: 2-0, Away: 0-0, Neutral: 0-0

TEXAS TECH

GEORGIA TECH LEADS 2-0

DATE	GT	OPP	RESULT
1/1/1966	-	10 n ¹	W 31-21
12/19/1970	13	19 n ²	W 17-9

1 - Gator Bowl (Jacksonville, Fla.)

2 - Sun Bowl (El Paso, Texas)

SERIES

Home: 0-0, Away: 0-0, Neutral: 2-0

TRANSYLVANIA

GEORGIA TECH LEADS 1-0

DATE	GT	OPP	RESULT
10/16/1915	-	-	h W 67-0

SERIES

Home: 1-0, Away: 0-0, Neutral: 0-0

TROY

GEORGIA TECH LEADS 1-0

DATE	GT	OPP	RESULT
9/16/2006	-	-	h W 35-20

SERIES

Home: 1-0, Away: 0-0, Neutral: 0-0

TULANE

GEORGIA TECH LEADS 37-13

DATE	GT	OPP	RESULT
11/4/1916	-	-	h W 45-0
11/10/1917	-	-	a W 48-0
10/9/1926	-	-	h W 9-6
10/8/1927	-	-	h W 13-6
10/13/1928	-	-	a W 12-0
10/26/1929	-	-	a L 14-20
10/25/1930	-	-	h L 0-28
10/24/1931	-	-	a L 0-33
11/5/1932	-	-	h L 14-20
10/21/1933	-	-	h L 0-7
10/27/1934	-	-	a L 12-20
11/13/1943	19	-	a W 33-0
11/11/1944	13	-	h W 34-7
11/10/1945	-	-	a W 41-7
11/16/1946	7	-	h W 35-7
10/4/1947	4	-	a W 20-6
10/2/1948	6	-	h W 13-7
10/1/1949	-	4	a L 0-18
10/11/1952	5	-	h W 14-0
10/10/1953	10	-	a W 27-13

9/18/1954	7	-	h	W	28-0
10/27/1956	3	15	h	W	40-0
10/26/1957	-	-	a	W	20-13
10/4/1958	-	-	h	W	14-0
10/24/1959	9	-	a	W	21-13
10/22/1960	-	-	h	W	14-6
10/28/1961	9	-	a	W	35-0
10/27/1962	-	-	h	W	42-12
10/28/1963	-	-	a	W	17-3
10/24/1964	-	-	h	W	7-6
10/9/1965	-	-	a	W	13-10
10/22/1966	6	-	h	W	35-17
10/28/1967	-	-	a	L	12-23
10/26/1968	-	-	h	W	23-19
11/8/1969	-	-	a	L	7-14
10/24/1970	-	-	h	W	20-6
10/23/1971	-	-	a	W	24-16
10/28/1972	-	-	h	W	21-7
10/27/1973	-	-	a	L	14-23
10/26/1974	-	18	h	W	27-7
10/25/1975	-	-	a	W	23-0
10/23/1976	-	-	h	W	28-16
10/22/1977	-	-	a	W	38-14
9/23/1978	-	-	h	W	27-17
10/27/1979	-	-	a	L	7-12
10/25/1980	-	-	h	L	14-31
10/24/1981	-	-	a	L	10-27
10/9/1982	-	-	a	W	19-13
9/6/2014	-	-	a	W	38-21
9/12/2015	15/16	-	h	W	65-10

SERIES

Home: 21-4, Away: 16-9, Neutral: 0-0

TULSA

GEORGIA TECH LEADS 2-1

DATE	GT	OPP	RESULT
1/1/1944	13	15 n ¹	W 20-18
1/1/1945	13	-	n ² L 12-26
4/2/2004	-	-	n ³ W 52-10

1 - Sugar Bowl (New Orleans, La.)

2 - Orange Bowl (Miami, Fla.)

3 - Humanitarian Bowl (Boise, Idaho)

SERIES

Home: 0-0, Away: 0-0, Neutral: 2-1

UCF

GEORGIA TECH LEADS 3-0

DATE	GT	OPP	RESULT
10/26/1996	-	-	h W 27-20
9/18/1999	12/13	-	h W 41-10
9/2/2000	-	-	h W 21-17

SERIES

Home: 3-0, Away: 0-0, Neutral: 0-0



USF

USF LEADS 2-0

DATE	GT	OPP	RESULT
9/8/2018	-	- h	L 38-49
9/7/2019	-	- h	W 14-10

SERIES

Home: 1-0, Away: 0-1, Neutral: 0-0

UTAH

UTAH LEADS 2-0

DATE	GT	OPP	RESULT
12/29/2005	24/24	- n ¹	L 10-38
12/31/2011	-	- n ² Lot	27-30

1 - Emerald Bowl (San Francisco, Calif)
2 - Sun Bowl (El Paso, Texas)

SERIES

Home: 0-0, Away: 0-0, Neutral: 0-2

VANDERBILT

GEORGIA TECH LEADS 20-15-3

DATE	GT	OPP	RESULT
11/19/1892	-	- h	L 10-20
11/17/1906	-	- h	L 6-37
11/16/1907	-	- h	L 0-54
11/12/1910	-	- h	L 0-23
11/3/1917	-	- h	W 83-0
10/18/1919	-	- h	W 20-0
10/16/1920	-	- a	W 44-0
11/15/1924	-	- h	L 0-3
11/7/1925	-	- h	W 7-0
11/6/1926	-	- h	L 7-13
11/5/1927	-	- a	T 0-0
11/10/1928	-	- h	W 19-7
11/9/1929	-	- h	L 7-23
11/8/1930	-	- h	L 0-6
10/31/1931	-	- h	L 7-49
10/29/1932	-	- a	L 0-12
11/4/1933	-	- a	L 6-9
10/6/1934	-	- h	L 12-27
11/2/1935	-	- h	L 13-14
10/24/1936	-	- a	T 0-0
10/30/1937	-	- h	W 14-0
10/29/1938	-	- a	L 7-13
10/21/1939	-	- h	W 14-6
10/19/1940	-	- h	W 19-0
10/18/1941	-	18 a	L 7-14
9/25/1948	6	- a	W 13-0
9/24/1949	-	- h	W 12-7
10/27/1951	3	- a	W 8-7
10/25/1952	5	- h	W 30-0
10/31/1953	8	- a	W 43-0
9/19/1964	-	- h	W 14-2
9/18/1965	-	- a	T 10-10
9/24/1966	-	- h	W 42-0
9/23/1967	-	- a	W 17-10
8/31/2002	-	- h	W 45-3
9/27/2003	-	- a	Wot 24-17
10/31/2009	11/11	- a	W 56-31
9/17/2016	-	- h	W 38-7

SERIES

Home: 13-11, Away: 7-4-3, Neutral: 0-0

VIRGINIA

GEORGIA TECH LEADS 21-20-1

DATE	GT	OPP	RESULT
11/13/1965	-	- h	W 42-19
11/5/1966	5	- h	W 14-13
10/5/1974	-	- h	W 28-24
10/2/1976	-	- h	W 35-14
11/6/1982	-	- h	W 38-32
11/3/1983 (TH)	-	- h	W 31-27
10/13/1984	20	- a	T 20-20
9/21/1985	-	- h	L 13-24
9/20/1986	-	- a	W 28-14
11/7/1987	-	- h	L 14-23
9/17/1988	-	- a	L 16-17
9/16/1989	-	- h	L 10-17
11/3/1990	16/14	1/1 a	W 41-38
9/19/1991 (TH)	17/19	- h	W 24-21
9/19/1992	22/20	20/19 a	L 24-55
9/16/1993 (TH)	-	25/23 h	L 14-35
10/15/1994	-	- h	L 7-24
9/16/1995	-	16/17 a	L 14-41
10/5/1996	-	12/11 h	W 13-7
11/8/1997	-	- a	L 31-35
10/17/1998	25/25	7/6 h	W 41-38
11/6/1999	7/7	- a	L 38-45
11/9/2000 (TH)	24/-	- h	W 35-0
11/10/2001	20/17	- a	L 38-39
10/26/2002	-	- h	W 23-15
11/22/2003	-	- a	L 17-29
11/20/2004	-	18/18 h	L 10-30
11/12/2005	24/24	- a	L 17-27
9/21/2006 (TH)	-	- h	W 24-7
9/22/2007	-	- a	L 23-28
10/25/2008	21/21	- h	L 17-24
10/24/2009	11/13	- a	W 34-9
10/9/2010	-	- h	W 33-21
10/15/2011	12/12	- a	L 21-24
9/15/2012	rv/rv	-/rv h	W 56-20
10/26/2013	-	- a	W 35-25
11/1/2014	-	- h	W 35-10
10/31/2015	-	- a	L 21-27
11/19/2016	-	- h	W 31-17
11/4/2017	-	- a	L 36-40
11/17/2018	-	- h	Wot 30-27
11/9/2019	-	rv/rv a	L 33-28

SERIES

Home: 17-7, Away: 4-13-1, Neutral: 0-0

VMI

GEORGIA TECH LEADS 14-1

DATE	GT	OPP	RESULT
10/24/1914	-	- h	W 28-7
10/6/1923	-	- h	W 10-7
10/4/1924	-	- h	W 3-0
10/3/1925	-	- h	W 33-0
10/2/1926	-	- h	W 13-0
10/1/1927	-	- h	W 7-0
10/6/1928	-	- h	W 13-0
10/5/1946	-	- h	W 32-6

10/11/1947	4	- h	W 20-0
11/11/1950	-	- h	L 13-14
11/10/1951	8	- h	W 34-7
11/10/1973	-	- h	W 36-7
10/11/1975	-	- h	W 38-10
11/8/1986	-	- h	W 52-6
11/5/1988	-	- h	W 34-7

SERIES

Home: 14-1, Away: 0-0, Neutral: 0-0

VIRGINIA TECH

VIRGINIA TECH LEADS 9-8

DATE	GT	OPP	RESULT
11/10/1990	7/7	- h	W 6-3
8/27/2000	-	-	Canceled (weather)
10/28/2004 (TH)	-	22/22 h	L 20-34
9/24/2005	-	4/4 a	L 7-51
9/30/2006	24/-	11/10 a	W 38-27
11/1/2007 (TH)	-	11/13 h	L 3-27
9/13/2008	-	- a	L 17-20
10/17/2009	19/20	4/4 h	W 28-23
11/4/2010 (TH)	-	20/20 a	L 21-28
11/10/2011 (TH)	20/19	10/9 h	L 26-37
9/3/2012 (MON)	rv/rv	16/20 a	Lot 17-20
9/26/2013 (TH)	rv/rv	- h	L 10-17
9/20/2014	-	- a	W 27-24
11/12/2015	-	- h	L 21-23
11/12/2016	-	18/22 a	W 30-20
11/1/2017	-	17/17 h	W 28-22
10/25/2018	-	- a	W 49-28
11/16/2019	-	rv/rv h	L 45-0

SERIES

Home: 3-6, Away: 3-4, Neutral: 0-0

WASHINGTON & LEE

GEORGIA TECH LEADS 4-1-1

DATE	GT	OPP	RESULT
10/28/1916	-	- h	T 7-7
10/20/1917	-	- h	W 63-0
11/8/1919	-	- h	L 0-3
10/23/1926	-	- h	W 19-7
10/9/1948	6	- h	W 27-0
10/8/1949	-	- h	W 36-0

SERIES

Home: 4-1-1, Away: 0-0, Neutral: 0-0

WAKE FOREST

GEORGIA TECH LEADS 23-8

DATE	GT	OPP	RESULT
9/29/1917	-	- h	W 33-0
10/4/1919	-	- h	W 14-0
9/25/1920	-	- h	W 44-0
9/24/1921	-	- h	W 42-0
11/13/1982	-	- a	W 45-7
11/12/1983	-	- h	W 49-33
11/7/1984	-	- a	W 24-7
11/16/1985	-	- h	W 41-10
11/22/1986	-	- a	L 21-24
11/21/1987	-	- h	L 6-33

SERIES HISTORY

11/12/1988	-	-	a	L	24-28
11/18/1989	-	-	h	W	43-14
11/17/1990	4/5	-	a	W	42-7
11/16/1991	-	-	h	W	27-3
11/14/1992	-	-	h	L	10-23
11/13/1993	-	-	a	W	38-28
11/19/1994	-	-	h	L	13-20
11/4/1995	-	-	a	W	24-23
9/14/1996	-	-	h	W	30-10
9/20/1997	-	-	a	W	28-26
11/21/1998	21/21	-	h	W	63-35
11/20/1999	14/12	-	a	L	23-26
10/14/2000	-	-	h	W	52-20
11/17/2001	-/23	-	a	W	38-33
10/5/2002	-	-	h	L	21-24
10/11/2003	-	-	a	W	24-7
11/5/2004	-	-	h	W	30-17
12/2/2006	23/22	16/16	n ¹	L	6-9
11/7/2009	10/11	-	h	Wor	30-27
10/2/2010	-	-	a	W	24-20
10/21/2017	-	-	h	W	38-24

1 – ACC Championship Game (Jacksonville, Fla.)

WOFFORD**GEORGIA TECH LEADS 2-0**

DATE	GT	OPP		RESULT
10/18/1901	-	-	n ¹	W 33-0
8/30/2014	-	-	h	W 38-19

1 – Augusta, Ga.

SERIES

Home: 1-0, Away: 0-0, Neutral: 1-0

SERIES

Home: 14-4, Away: 9-3, Neutral: 0-1

W. CAROLINA**GEORGIA TECH LEADS 5-0**

DATE	GT	OPP		RESULT
10/12/1985	-	-	h	W 24-17
11/4/1989	-	-	h	W 34-7
9/12/1992	24/24	-	h	W 37-19
9/10/1994	-	-	h	W 45-26
9/1/2011	-	-	h	W 63-21

SERIES

Home: 5-0, Away: 0-0, Neutral: 0-0

WEST VIRGINIA**GEORGIA TECH LEADS 2-1**

DATE	GT	OPP		RESULT
1/1/1954	8	10	n ¹	W 42-19
12/29/1997	-	-	n ³	W 35-30
1/1/2007	-/25	13/12	n ²	L 35-38

1 – Sugar Bowl (New Orleans, La.)

2 – Carquest Bowl (Miami Gardens, Fla.)

3 – Gator Bowl (Jacksonville, Fla.)

SERIES

Home: 0-0, Away: 0-0, Neutral: 2-1

WILLIAM & MARY**GEORGIA TECH LEADS 1-0**

DATE	GT	OPP		RESULT
9/29/1979	-	-	h	W 33-7

SERIES

Home: 1-0, Away: 0-0, Neutral: 0-0



ACC	W	L	T	CONFERENCE USA	W	L	T	PAC-12	W	L	T
Boston College	7	2	0	Charlotte	0	0	0	Arizona	0	2	0
Clemson	50	32	2	Florida Atlantic	0	0	0	Arizona State	0	0	0
Duke	51	35	1	FIU	0	0	0	California	3	4	0
Florida State	12	14	1	Louisiana Tech	0	0	0	Colorado	0	0	0
Louisville	1	0	0	Marshall	0	0	0	Oregon	0	0	0
Miami	13	12	0	Middle Tennessee	2	1	0	Oregon State	0	0	0
North Carolina	30	22	3	North Texas	0	0	0	Stanford	2	0	0
NC State	20	10	0	Old Dominion	0	0	0	Southern California	2	2	0
Pittsburgh	5	9	0	Rice	2	0	1	UCLA	0	0	0
Syracuse	3	0	0	Southern Miss	0	0	0	Utah	0	2	0
Virginia	21	20	1	UAB	0	0	0	Washington	0	0	0
Virginia Tech	7	10	0	UTEP	0	0	0	Washington State	0	0	0
Wake Forest	23	8	0	UTSA	0	0	0	TOTAL	7	10	0
TOTAL	243	174	8	Western Kentucky	0	0	0	TOTAL	7	10	0
TOTAL				TOTAL	4	1	1	SEC	W	L	T
AMERICAN	W	L	T	INDEPENDENTS	W	L	T	Alabama	21	28	3
Cincinnati	0	0	0	Army	3	1	0	Arkansas	1	1	0
Connecticut	3	0	0	BYU	1	3	0	Auburn	41	47	4
East Carolina	0	0	0	Notre Dame	6	28	1	Florida	24	9	6
Houston	0	0	0	UMass	0	0	0	Georgia	41	68	5
Memphis	2	1	0	TOTAL	10	32	1	Kentucky	12	7	1
Navy	16	9	0	MAC	W	L	T	LSU	12	7	0
SMU	8	2	1	Akron	0	0	0	Mississippi	2	2	0
Temple	0	1	0	Ball State	0	0	0	Mississippi State	5	0	0
Tulane	37	13	0	Bowling Green	1	0	0	Missouri	1	1	0
Tulsa	2	1	0	Buffalo	0	0	0	South Carolina	11	10	0
UCF	3	0	0	Central Michigan	0	0	0	Tennessee	17	25	2
USF	1	1	0	Eastern Michigan	0	0	0	Texas A&M	1	1	0
TOTAL	72	28	1	Kent State	0	0	0	Vanderbilt	20	15	3
BIG TEN	W	L	T	Miami (Ohio)	0	0	0	TOTAL	209	221	24
Illinois	0	0	0	Northern Illinois	0	0	0	SUN BELT	W	L	T
Indiana	0	0	0	Ohio	0	0	0	Appalachian State	0	0	0
Iowa	0	1	0	Toledo	0	0	0	Arkansas State	0	0	0
Maryland	15	6	0	Western Michigan	0	0	0	Coastal Carolina	0	0	0
Michigan	0	1	0	TOTAL	1	0	0	Georgia Southern	2	0	0
Michigan State	3	0	0	MOUNTAIN WEST	W	L	T	Georgia State	0	0	0
Minnesota	0	1	0	Air Force	3	1	0	Idaho	0	0	0
Nebraska	1	0	0	Boise State	0	0	0	Louisiana-Lafayette	0	0	0
Northwestern	0	0	0	Colorado State	0	0	0	New Mexico State	1	0	0
Ohio State	0	0	0	Fresno State	0	2	0	South Alabama	0	0	0
Penn State	3	4	0	Hawai'i	0	0	0	Texas State	0	0	0
Purdue	0	1	0	Nevada	0	0	0	Troy	1	0	0
Rutgers	1	0	0	New Mexico	0	0	0	ULM	0	0	0
Wisconsin	0	0	0	San Diego State	0	0	0	TOTAL	3	0	0
TOTAL	23	14	0	San Jose State	0	0	0				
BIG 12	W	L	T	UNLV	0	0	0				
Baylor	3	1	0	Utah State	0	0	0				
Iowa State	1	0	0	Wyoming	0	0	0				
Kansas	2	1	0	TOTAL	3	3	0				
Kansas State	0	0	0								
Oklahoma	0	0	0								
Oklahoma State	0	0	0								
TCU	2	0	0								
Texas	0	1	0								
Texas Tech	2	0	0								
West Virginia	2	1	0								
TOTAL	12	4	0								

1939		1948		1955		1961	
	AP		AP		AP		AP
Nov. 20	19	Oct. 4	6	Preseason	10	Oct. 2	3
Dec. 4	13	Oct. 11	7	Sept. 19	2	Oct. 16	8
Dec. 11	16	Oct. 18	6	Sept. 26	3	Oct. 23	9
		Oct. 25	6	Oct. 3	4	Oct. 30	7
1942		Nov. 1	6	Oct. 10	5	Nov. 6	9
	AP	Nov. 8	11	Oct. 17	13	Dec. 4	13
Oct. 12	6	Nov. 15	20	Oct. 24	12		
Oct. 19	6			Oct. 31	8	1962	
Oct. 26	5	1951		Nov. 7	11		AP
Nov. 2	3		AP	Nov. 14	10	Sept. 24	8
Nov. 9	2	Oct. 1	11	Nov. 21	9	Oct. 1	5
Nov. 16	2	Oct. 8	8	Nov. 28	7		
Nov. 23	2	Oct. 15	5			1963	
Nov. 30	5	Oct. 22	3	1956			AP
		Oct. 29	5		AP	Sept. 23	9
1943		Nov. 5	8	Preseason	4	Sept. 30	7
	AP	Nov. 12	7	Sept. 24	2	Oct. 14	8
Nov. 8	19	Nov. 19	7	Oct. 1	3		
Nov. 15	15	Nov. 26	6	Oct. 8	3	1964	
Nov. 22	14	Dec. 3	5	Oct. 15	3		AP
Nov. 29	13			Oct. 22	3	Oct. 26	8
		1952		Oct. 29	2	Nov. 2	7
1944			AP	Nov. 5	2	Nov. 9	10
	AP	Preseason	3	Nov. 12	4		
Oct. 9	10	Sept. 29	6	Nov. 19	5	1965	
Oct. 16	8	Oct. 6	5	Nov. 26	4		AP
Oct. 23	5	Oct. 13	4	Dec. 3	4	Nov. 1	7
Oct. 30	5	Oct. 20	5				
Nov. 6	13	Oct. 27	4	1957		1966	
Nov. 13	9	Nov. 3	3		AP		AP
Nov. 20	10	Nov. 10	2	Preseason	11	Sept. 26	9
Dec. 4	13	Nov. 17	2	Sept. 23	3	Oct. 3	9
		Nov. 24	3	Sept. 30	14	Oct. 10	7
1946		Dec. 1	2	Oct. 7	17	Oct. 17	6
	AP			Nov. 4	18	Oct. 24	5
Oct. 28	16	1953				Oct. 31	5
Nov. 4	8		AP	1958		Nov. 7	5
Nov. 11	7	Preseason	3		AP	Nov. 14	5
Nov. 18	6	Sept. 28	9	Oct. 20	17	Nov. 21	8
Nov. 25	7	Oct. 5	10	Nov. 10	20	Nov. 28	8
Dec. 2	11	Oct. 12	6			Dec. 5	8
		Oct. 19	4	1959			
1947		Oct. 26	8		AP	1970	
	AP	Nov. 2	6	Sept. 21	16		AP
Oct. 6	4	Nov. 9	5	Sept. 28	7	Sept. 21	19
Oct. 13	5	Nov. 16	12	Oct. 5	3	Sept. 28	15
Oct. 20	7	Nov. 23	10	Oct. 12	4	Oct. 5	13
Oct. 27	6	Nov. 30	8	Oct. 19	9	Oct. 12	16
Nov. 3	6			Oct. 26	9	Nov. 16	17
Nov. 10	6	1954		Nov. 2	19	Nov. 23	16
Nov. 17	10		AP	Nov. 9	15	Nov. 30	13
Nov. 24	9	Preseason	7			Dec. 6	13
Dec. 1	9	Sept. 20	5	1960		FINAL	13
Dec. 8	10	Oct. 11	19		AP	1971	
		Oct. 18	15	Sept. 19	13		AP
				Sept. 26	10		
				Oct. 10	19	Preseason	17
						1972	
							AP
						FINAL	20



1978			1998			2005			2011		
	AP		AP	CP	BCS	AP	CP	BCS	AP	CP	BCS
Nov. 13	20		Oct. 12	25		Sept. 6	17		Sept. 18	25	24
			Oct. 19	20		Sept. 11	16		Sept. 25	21	21
			Oct. 26	23	17	Sept. 18	15		Oct. 2	13	13
1984			Nov. 2	23		Sept. 25	25	24	Oct. 9	12	12
	AP		Nov. 9	22		Nov. 6	24	23	Oct. 16	20	19
Sept. 26	18		Nov. 16	21	22	Nov. 20	20	21	Oct. 30	22	23
Oct. 2	12		Nov. 23	17	19	Nov. 27	24	24	Nov. 6	20	19
Oct. 10	20		Nov. 30	12	12	Dec. 4	24	24	Nov. 20	25	21
			Dec. 7	12	14						23
1985			FINAL	9		2006			2014		
FINAL	AP		1999			AP	CP	BCS	AP	CP	CFP
	19					Sept. 24	24		Oct. 5	22	23
1990			Preseason	11		Oct. 1	18		Nov. 2	-	-
	AP	UPI	Aug. 28	10		Oct. 8	13		Nov. 9	24	23
Oct. 2	23		Sept. 6	10		Oct. 15	13	19	Nov. 16	17	16
Oct. 9	18		Sept. 13	12		Oct. 22	21	24	Nov. 23	16	15
Oct. 16	11		Sept. 20	10		Oct. 29	20	20	Nov. 30	12	12
Oct. 23	16		Sept. 27	9		Nov. 5	19	18	Dec. 7	10	9
Oct. 30	16		Oct. 3	7		Nov. 12	18	18	FINAL	8	7
Nov. 6	7		Oct. 10	8		Nov. 19	16	16			
Nov. 13	.4		Oct. 17	8		Nov. 26	23	22	2015		
Nov. 20	3		Oct. 24	7						AP	CP
Nov. 27	2		Nov. 1	7		2007			Preseason	16	17
Dec. 4	2		Nov. 8	13		AP	CP	BCS	Sept. 4	15	16
FINAL	2	1	Nov. 15	14		Sept. 4	21	21	Sept. 13	14	16
			Nov. 22	20		Sept. 9	15	15	Sept. 20	20	20
1991			Nov. 29	17		2008			*NP=no poll published the week after Sept. 11, 2001		
	AP	CP	Dec. 6	17		AP	CP	BCS			
Preseason	8		FINAL	17		Oct. 19	21	21			
Sept. 3	17		2000			Nov. 2	22	20			
Sept. 10	17					Nov. 23	18	23			
Sept. 17	17					Nov. 30	15	16			
Sept. 23	19					Dec. 7	14	15			
Sept. 30	21					FINAL	22	22			
						2009					
1992						AP	CP	BCS			
	AP	CP				Preseason	15	15			
Preseason	23					Sept. 8	15	13			
Sept. 1	24					Sept. 13	14	13			
Sept. 8	24					Sept. 27	25				
Sept. 15	22					Oct. 4	22	23			
Sept. 29	23					Oct. 11	19	20			
Oct. 6	17					Oct. 18	11	13	12		
Oct. 13	16					Oct. 25	11	11	11		
Oct. 20	19					Nov. 1	10	11	10		
						Nov. 8	7	7	7		
1996						Nov. 15	7	7	7		
	AP	CP				Nov. 22	7	7	7		
Oct. 7	23					Nov. 29	12	12	10		
Oct. 14	22					Dec. 6	9	10	9		
						FINAL	13	13			
1997						2010					
	AP	CP				AP	CP	BCS			
Oct. 6	25					Preseason	16	17			
Oct. 13	21					Sept. 7	15	17			
FINAL	25										



GEORGIA TECH IN FINAL POLLS

YEAR	REC	AP	C	BCS/CFP
1939	8-2	16	-	-
1942	9-2	5	-	-
1943	8-3	13	-	-
1944	8-3	13	-	-
1946	9-2	11	-	-
1947	10-1	10	-	-
1951	11-0-1	5	5	-
1952*	12-0	2	2	-
1953	9-2-1	8	9	-
1954	8-3	-	13	-
1955	9-1-1	7	7	-
1956	10-1	4	4	-
1961	7-4	13	13	-
1962	7-3-1	-	11	-
1966	9-2	8	8	-
1970	9-3	13	17	-
1972	7-4-1	20	-	-
1985	9-2-1	19	18	-
1990	11-0-1	2	1	-
1997	7-5	25	-	-
1998	10-2	9	11	-
1999	8-4	21	20	-
2000	9-3	17	19	-
2001	8-5	24	-	-
2008	9-4	22	22	-
2009	11-3	13	13	9
2014	11-3	8	7	12

* — No. 1 by International News Service
C — Coaches' poll: Released by UPI through 1990, then by USA TODAY beginning in 1991
BCS/CFP — BCS rankings were released from 1998-2013; College Football Playoff rankings began in 2014.

GEORGIA TECH IN AP TOP 25

Last time ranked in AP Top 25:
 Sept. 26, 2015
Last time ranked in AP Top 10:
 Jan. 13, 2015
Weeks ranked in AP poll 307
Weeks ranked in Top 10 146
Weeks ranked in Top 5 58
Highest AP Ranking No. 2 (13 times)

GEORGIA TECH VS. AP TOP 25

Overall.....	92-176-6				
Home.....	49-77-0				
Away.....	26-86-2				
Neutral sites.....	17-13-0				
ALL	H	A	N	BOWL	
vs. ACC	29-46	18-20	10-24	1-2	0-0
vs. No. 1	2-10-1	1-1-1	1-9	0-0	0-0
vs. No. 2	0-10-1	0-5-1	0-4	0-1	0-0
vs. No. 3	1-1-1	0-6	1-5	0-0	0-0
vs. No. 4	3-10	2-6	1-4	0-0	0-0
vs. No. 5	3-13	1-2	2-5	0-0	0-0
vs. No. 6	5-6	3-4	1-2	1-0	1-0
vs. No. 7	3-14	2-5	0-7	1-2	1-1
vs. No. 8	5-10	3-4	1-6	1-0	1-0
vs. No. 9	7-11	4-3	1-6	1-1	1-1
vs. No. 10	4-10	0-4	1-5	3-1	3-1
vs. No. 11	4-8	1-2	1-5	2-1	2-1
vs. No. 12	5-6	2-2	2-4	1-0	1-0
vs. No. 13	5-7	2-2	2-3	1-2	1-1
vs. No. 14	2-11	1-6	1-5	0-0	0-0
vs. No. 15	4-6-2	3-5-1	0-1-1	1-0	1-0
vs. No. 16	5-5-2	4-0-1	1-4-1	0-1	0-0
vs. No. 17	10-5	7-2	1-1	2-2	2-2
vs. No. 18	7-7	4-3	3-	0-0	0-0
vs. No. 19	7-3	2-1	3-2	2-0	2-0
vs. No. 20	4-7	3-4	1-3	0-0	0-0
vs. No. 21	1-1	1-1	0-0	0-0	0-0
vs. No. 22	2-4	2-2	0-2	0-0	0-0
vs. No. 23	3-1	1-0	2-0	0-1	0-1
vs. No. 24	0-0	0-0	0-0	0-0	0-0
vs. No. 25	2-5	1-2	0-1	1-2	0-0

GEORGIA TECH VS. AP TOP 10

Last win vs. Top 10 team
 Oct. 24, 2015

Last home win vs. Top 10 team
 Oct. 24, 2015

Last road win vs. Top 10 team
 Nov. 29, 2014

Last bowl win vs. Top 10 team
 Dec. 31, 2014

Last ACC win vs. Top 10 team
 Oct. 24, 2015

Longest win streak vs. Top 10
 6 (1959-62)

Longest losing streak vs. Top 10
 25 (1966-80)

Most Common Top 10 Opponent
 Georgia, 17

DATE	OPPONENT	RESULT
Nov. 14, 1936	4 Alabama	L, 16-20
Nov. 13, 1937	at 3 Alabama	L, 0-7
Jan. 1, 1940	vs. 6 Missouri	W, 21-7
Nov. 1, 1941	4 Duke	L, 0-14
Nov. 15, 1941	at 9 Alabama	L, 0-20
Nov. 14, 1942	5 Alabama	W, 7-0
Nov. 28, 1942	at 5 Georgia	L, 0-34
Oct. 23, 1943	at 3 Navy	L, 14-28
Oct. 30, 1943	8 Duke	L, 7-14
Oct. 21, 1944	9 Navy	W, 17-15
Oct. 20, 1945	at 2 Navy	L, 6-20
Nov. 30, 1946	at 3 Georgia	L, 7-35
Nov. 1, 1947	9 Duke	W, 7-0

Oct. 28, 1950	4 Kentucky	L, 14-28
Jan. 1, 1952	vs. 9 Baylor	W, 17-14
Nov. 1, 1952	at 6 Duke	W, 28-7
Jan. 1, 1953	vs. 7 Ole Miss	W, 24-7
Oct. 24, 1953	at 1 Notre Dame	L, 14-27
Jan. 1, 1954	vs. 10 W. Virginia	W, 42-19
Jan. 1, 1955	vs. 10 Arkansas	W, 14-6
Sept. 29, 1956	at 5 SMU	W, 9-7
Nov. 10, 1956	3 Tennessee	L, 0-6
Oct. 19, 1957	9 Auburn	L, 0-3
Nov. 2, 1957	7 Duke	W, 13-0
Nov. 9, 1957	at 9 Tennessee	L, 6-21
Oct. 18, 1958	2 Auburn	T, 7-7
Sept. 26, 1959	6 SMU	W, 16-12
Oct. 3, 1959	6 Clemson	W, 16-6
Oct. 10, 1959	at 8 Tennessee	W, 14-7
Nov. 5, 1960	8 Tennessee	W, 14-7
Sept. 22, 1961	at 9 USC	W, 27-7
Nov. 17, 1962	1 Alabama	W, 7-6
Nov. 16, 1963	at 7 Alabama	L, 11-27
Nov. 14, 1964	2 Alabama	L, 7-24
Jan. 1, 1966	vs. 10 Texas Tech	W, 31-21
Oct. 8, 1966	8 Tennessee	W, 6-3
Nov. 26, 1966	at 7 Georgia	L, 14-23
Nov. 18, 1967	9 Notre Dame	L, 3-36
Oct. 12, 1968	10 Tennessee	L, 7-24
Nov. 16, 1968	at 9 Notre Dame	L, 6-34
Nov. 30, 1968	at 4 Georgia	L, 8-47
Oct. 1, 1969	at 10 Tennessee	L, 8-26
Oct. 25, 1969	at 7 USC	L, 18-29
Nov. 15, 1969	9 Notre Dame	L, 20-38
Oct. 17, 1970	at 8 Auburn	L, 7-31
Nov. 14, 1970	at 1 Notre Dame	L, 7-10
Oct. 16, 1971	5 Auburn	L, 14-31
Nov. 25, 1971	7 Georgia	L, 24-28
Sept. 22, 1973	1 USC	L, 6-23
Oct. 13, 1973	at 8 Tennessee	L, 14-20
Sept. 9, 1974	2 Notre Dame	L, 7-31
Oct. 19, 1974	at 5 Auburn	L, 22-31
Sept. 18, 1976	3 Pittsburgh	L, 14-42
Nov. 27, 1976	at 4 Georgia	L, 10-13
Nov. 5, 1977	at 5 Notre Dame	L, 14-69
Nov. 18, 1978	10 Notre Dame	L, 21-38
Dec. 25, 1978	vs. 7 Purdue	L, 21-41
Sept. 8, 1979	2 Alabama	L, 6-30
Oct. 6, 1979	at 10 Notre Dame	L, 13-21
Sept. 6, 1980	at 2 Alabama	L, 3-26
Oct. 4, 1980	at 10 N. Carolina	L, 0-33
Nov. 8, 1980	1 Notre Dame	T, 3-3
Nov. 29, 1980	at 1 Georgia	L, 20-38
Sept. 12, 1981	at 4 Alabama	W, 24-21
Oct. 3, 1981	6 North Carolina	L, 7-28
Nov. 28, 1981	3 Georgia	L, 7-44
Sept. 11, 1982	4 Alabama	L, 7-45
Nov. 27, 1982	at 1 Georgia	L, 18-38
Oct. 1, 1983	5 North Carolina	L, 21-38
Oct. 15, 1983	5 Auburn	L, 13-31
Nov. 26, 1983	7 Georgia	L, 24-27
Oct. 19, 1985	8 Auburn	L, 14-17
Oct. 18, 1986	at 7 Auburn	L, 10-31
Sept. 26, 1987	at 9 Clemson	L, 12-33
Oct. 17, 1987	5 Auburn	L, 10-20
Oct. 15, 1988	8 South Carolina	W, 34-0
Nov. 3, 1990	at 1/1 Virginia	W, 41-38
Sept. 28, 1991	at 7/5 Clemson	L, 7-9



Oct. 17, 1992	6/6 Florida State	L, 24-29
Nov. 28, 1992	at 9/10 Georgia	L, 17-31
Oct. 2, 1993	at 1/1 Florida St.	L, 0-51
Nov. 5, 1994	8/6 Florida State	L, 10-41
Oct. 21, 1995	1/1 Florida State	L, 10-42
Nov. 2, 1996	3/2 Florida State	L, 3-49
Oct. 18, 1997	at 3/3 Florida St.	L, 0-38
Oct. 30, 1997	5/5 N. Carolina	L, 13-16
Oct. 17, 1998	7/6 Virginia	W, 41-38
Oct. 24, 1998	6/6 Florida State	L, 7-34
Sept. 11, 1999	at 1/1 Florida St.	L, 35-41
Sept. 9, 2000	2/2 Florida State	L, 21-26
Oct. 28, 2000	at 5/4 Clemson	W, 31-28
Nov. 2, 2002	at 10/8 NC State	W, 24-17
Nov. 30, 2002	at 5/5 Georgia	L, 7-51
Sept. 13, 2003	at 10/11 Florida St.	L, 13-14
Nov. 29, 2003	5/5 Georgia	L, 17-34
Oct. 2, 2004	4/4 Miami	L, 7-24
Nov. 27, 2004	at 8/7 Georgia	L, 13-19
Sept. 24, 2005	at 4/4 Va. Tech	L, 7-51
Nov. 19, 2005	at 3/3 Miami	W, 14-10
Sept. 2, 2006	2/3 Notre Dame	L, 10-14
Sept. 30, 2006	at 11/10 Va. Tech	W, 38-27
Nov. 24, 2007	6/7 Georgia	L, 17-31
Oct. 17, 2009	4/4 Virginia Tech	W, 28-23
Oct. 29, 2011	6/6 Clemson	W, 31-17
Nov. 10, 2011	10/9 Va. Tech	L, 26-37
Nov. 24, 2012	at 3/3 Georgia	L, 10-42
Nov. 14, 2013	at 8/6 Clemson	L, 31-55
Nov. 29, 2014	at 9/10 Georgia	W, 30-24 ^{OT}
Dec. 6, 2014	vs. 2/2 Florida St.	L, 35-37
Dec. 31, 2014	vs. 8/8 Miss. St.	W, 49-34
Sept. 19, 2015	at 8/10 Notre Dame	L, 22-30
Oct. 10, 2015	at 6/6 Clemson	L, 24-43
Oct. 24, 2015	at 9/9 Florida St.	W, 22-16
Sept. 22, 2016	5/3 Clemson	L, 7-26
Oct. 14, 2017	at 11/10 Miami	L, 24-25
Oct. 28, 2017	at 7/7 Clemson	L, 10-24
Nov. 25, 2017	7/7 Georgia	L, 7-38
Sept. 22, 2018	3/2 Clemson	L, 21-49
Nov. 24, 2018	at 5 Georgia	L, 10-34
Aug. 29, 2019	at 1/1 Clemson	L, 52-14
Nov. 30, 2019	4/4 Georgia	L, 52-7

GEORGIA TECH VS. AP NO. 1		
DATE	OPPONENT	RESULT
Oct. 24, 1953	at Notre Dame	L, 14-27
Nov. 17, 1962	Alabama	W, 7-6
Nov. 14, 1970	Notre Dame	L, 7-10
Sept. 22, 1973	USC	L, 6-23
Nov. 8, 1980	Notre Dame	T, 3-3
Nov. 29, 1980	at Georgia	L, 20-38
Nov. 27, 1982	at Georgia	L, 18-38
Nov. 3, 1990	at Virginia	W, 41-38
Oct. 2, 1993	at Florida State	L, 0-51
Oct. 21, 1995	at Florida State	L, 10-42
Nov. 11, 1999	at Florida State	L, 35-41
Aug. 29, 2019	at Clemson	L, 52-14

THANKSGIVING ON HOLIDAYS

THANKSGIVING — 21-14-2			CHRISTMAS — 1-1		
DATE	OPPONENT	RESULT	DATE	OPPONENT	RESULT
Nov. 30, 1893	St. Albans	L, 0-6	Dec. 25, 1978	vs. Purdue	L, 21-41
Nov. 29, 1894	Ft. McPherson	L, 0-34	Dec. 25, 1991	vs. Stanford	W, 18-17
Nov. 24, 1898	vs. Clemson	L, 0-23			
Nov. 30, 1899	at Clemson	L, 5-41			
Nov. 27, 1902	at Alabama	L, 0-26			
Nov. 26, 1903	South Carolina	L, 0-16			
Nov. 24, 1904	Cumberland	W, 18-0	Dec. 31, 1965	vs. Texas Tech	W, 31-21
Nov. 30, 1905	Clemson	W, 17-12	Dec. 31, 1985	vs. Michigan St.	W, 17-14
Nov. 29, 1906	Clemson	L, 0-10	Dec. 31, 2002	vs. Fresno State	L, 21-30
Nov. 28, 1907	Clemson	L, 5-6	Dec. 31, 2007	vs. Fresno State	L, 28-40
Nov. 26, 1908	Clemson	W, 30-6	Dec. 31, 2008	vs. LSU	L, 3-38
Nov. 25, 1909	Clemson	W, 29-3	Dec. 31, 2011	vs. Utah	L, 27-30 ^{OT}
Nov. 24, 1910	Clemson	W, 34-0	Dec. 31, 2012	vs. USC	W, 21-7
Nov. 30, 1911	Clemson	W, 31-0	Dec. 31, 2014	vs. Mississippi St.	W, 49-34
Nov. 28, 1912	Clemson	W, 23-0	Dec. 31, 2016	vs. Kentucky	W, 33-18
Nov. 27, 1913	Clemson	W, 34-0			
Nov. 26, 1914	Clemson	W, 26-6			
Nov. 25, 1915	Auburn	W, 7-0			
Nov. 30, 1916	Auburn	W, 33-7	NEW YEAR'S DAY — 11-4-0		
Nov. 22, 1917	Auburn	W, 68-7	DATE	OPPONENT	RESULT
Nov. 28, 1918	Auburn	W, 41-0	Jan. 1, 1929	vs. California	W, 8-7
Nov. 27, 1919	Auburn	L, 7-14	Jan. 1, 1940	vs. Missouri	W, 21-7
Nov. 25, 1920	Auburn	W, 34-0	Jan. 1, 1943	vs. Texas	L, 7-14
Nov. 24, 1921	Auburn	W, 14-0	Jan. 1, 1944	vs. Tulsa	W, 20-18
Nov. 30, 1922	Auburn	W, 14-6	Jan. 1, 1945	vs. Tulsa	L, 12-26
Nov. 29, 1923	Auburn	T, 0-0	Jan. 1, 1947	vs. Saint Mary's	W, 41-19
Nov. 27, 1924	Auburn	W, 7-0	Jan. 1, 1948	vs. Kansas	W, 20-14
Nov. 26, 1925	Auburn	T, 7-7	Jan. 1, 1952	vs. Baylor	W, 17-14
Nov. 25, 1926	Auburn	W, 20-7	Jan. 1, 1953	vs. Ole Miss	W, 24-7
Nov. 24, 1927	Auburn	W, 18-0	Jan. 1, 1954	vs. West Virginia	W, 42-19
Nov. 29, 1928	Auburn	W, 51-0	Jan. 1, 1955	vs. Arkansas	W, 14-6
Nov. 28, 1929	Auburn	W, 19-6	Jan. 1, 1991	vs. Nebraska	W, 45-21
Nov. 27, 1930	Florida	L, 7-55	Jan. 1, 1999	vs. Notre Dame	W, 35-28
Nov. 25, 1971	Georgia	L, 24-28	Jan. 1, 2000	vs. Miami	L, 13-28
Nov. 27, 1975	Georgia	L, 26-42	Jan. 1, 2007	vs. West Virginia	L, 35-38
Nov. 25, 1993	Georgia	L, 10-43			
Nov. 23, 1995	Georgia	L, 17-18			

GEORGIA TECH HOMECOMING — 53-17-1

DATE	OPPONENT	RESULT	ATTEN.
Oct. 29, 1949	Duke	L, 14-27	38,000
Oct. 28, 1950	Kentucky	L, 14-28	35,000
Nov. 3, 1951	Duke	T, 14-14	36,000
Oct. 25, 1952	Vanderbilt	W, 30-0	35,373
Nov. 7, 1953	Clemson	W, 20-7	35,000
Oct. 23, 1954	Kentucky	L, 6-13	34,000
Oct. 29, 1955	Duke	W, 27-0	40,000
Oct. 27, 1956	Tulane	W, 40-0	40,000
Nov. 2, 1957	Duke	W, 13-0	40,000
Nov. 15, 1958	Alabama	L, 8-17	44,726
Oct. 31, 1959	Duke	L, 7-10	44,174
Oct. 22, 1960	Tulane	W, 14-6	43,608
Nov. 4, 1961	Florida	W, 20-0	44,940
Oct. 27, 1962	Tulane	W, 42-12	46,370
Nov. 2, 1963	Duke	W, 30-6	52,266
Oct. 24, 1964	Tulane	W, 7-6	45,129
Oct. 30, 1965	Duke	W, 35-23	46,981
Nov. 12, 1966	Penn State	W, 21-0	50,172
Nov. 4, 1967	Duke	W, 19-7	50,103
Oct. 26, 1968	Tulane	W, 23-19	47,481
Nov. 1, 1969	Duke	W, 20-7	41,113
Nov. 7, 1970	Navy	W, 30-8	50,105
Oct. 30, 1971	Duke	W, 21-0	49,886
Oct. 28, 1972	Tulane	W, 21-7	48,096
Nov. 3, 1973	Duke	W, 12-10	47,129
Oct. 12, 1974	North Carolina	W, 29-28	38,413
Nov. 1, 1975	Duke	W, 21-6	44,116
Nov. 6, 1976	Notre Dame	W, 23-14	50,079
Oct. 29, 1977	Duke	L, 24-25	47,131
Oct. 28, 1978	Florida	W, 17-13	44,866
Nov. 10, 1979	Air Force	W, 21-0	30,113
Oct. 25, 1980	Tulane	L, 14-31	35,119
Oct. 31, 1981	Duke	L, 24-38	30,232
Oct. 30, 1982	Duke	L, 21-38	36,562
Nov. 12, 1983	Wake Forest	W, 49-33	26,330
Nov. 3, 1984	Duke	W, 31-3	36,393
Oct. 12, 1985	Western Carolina	W, 24-17	36,111
Nov. 1, 1986	Duke	W, 34-6	37,102
Nov. 7, 1987	Virginia	L, 14-23	38,111
Oct. 29, 1988	Duke	L, 21-31	40,393
Oct. 21, 1989	North Carolina	W, 17-14	41,114
Oct. 27, 1990	Duke	W, 48-31	44,061
Oct. 26, 1991	North Carolina	W, 35-14	45,542
Oct. 31, 1992	Duke	W, 20-17	44,129
Nov. 6, 1993	Baylor	W, 37-27	42,175
Nov. 19, 1994	Wake Forest	L, 13-20	35,706
Oct. 28, 1995	Clemson	L, 3-24	45,245
Oct. 26, 1996	UCF	W, 27-20	43,610
Oct. 11, 1997	NC State	W, 27-17	44,915
Oct. 17, 1998	Virginia	W, 41-38	46,018
Oct. 9, 1999	North Carolina	W, 31-24 (OT)	46,110
Oct. 14, 2000	Wake Forest	W, 52-20	43,829
Oct. 20, 2001	NC State	W, 27-17	41,942
Oct. 26, 2002	Virginia	W, 23-15	42,727
Oct. 4, 2003	NC State	W, 29-21	50,113
Oct. 16, 2004	Duke	W, 24-7	46,856
Oct. 29, 2005	Clemson	W, 10-9	55,000
Oct. 28, 2006	Miami	W, 30-23	55,320
Oct. 20, 2007	Army	W, 34-10	50,242
Oct. 25, 2008	Virginia	L, 17-24	47,416
Oct. 17, 2009	Virginia Tech	W, 28-23	54,405
Oct. 9, 2010	Virginia	W, 33-21	48,016
Oct. 29, 2011	Clemson	W, 31-17	55,646

Oct. 27, 2012	BYU	L, 17-41	50,103
Nov. 2, 2013	Pittsburgh	W, 21-10	52,312
Nov. 1, 2014	Virginia	W, 35-10	46,657
Oct. 24, 2015	Florida State	W, 22-16	55,000
Oct. 29, 2016	Duke	W, 38-35	43,886
Oct. 21, 2017	Wake Forest	W, 38-24	45,224
Oct. 13, 2018	Duke	L, 14-28	41,709
Nov. 2, 2019	Pittsburgh	L, 10-20	41,219

HOMECOMING OPPONENTS

Opponent	Games	Record
Air Force	1	1-0-0
Alabama	1	0-1-0
Army	1	1-0-0
Baylor	1	1-0-0
BYU	1	0-1-0
Clemson	4	3-1-0
Duke	23	15-7-1
Florida	2	2-0-0
Florida State	1	1-0-0
Kentucky	2	0-2-0
Miami	1	1-0-0
Navy	1	1-0-0
NC State	3	3-0-0
North Carolina	4	4-0-0
Notre Dame	1	1-0-0
Penn State	1	1-0-0
Pittsburgh	2	1-1-0
Tulane	7	6-1-0
UCF	1	1-0-0
Vanderbilt	1	1-0-0
Virginia	6	4-2-0
Virginia Tech	1	1-0-0
Wake Forest	4	3-1-0
Western Carolina	1	1-0-0

CONFERENCE/NON-CONFERENCE

Conference Games	39	30-9-0
SEC	8	5-3-0
ACC	32	25-7-0
Non-Conference	31	23-7-1

MONTH

October	48	35-13-0
November	23	18-4-1

STREAKS

Longest Win Streak.....	17 (1960-76)
Longest Losing Streak.....	3 (1980-82)
Current Streak.....	L2



1948

Oct. 2, 1948	Tulane	W	13-7	WSB
Nov. 6, 1948	Tennessee	L	6-13	WSB
Nov. 1, 1948	Alabama	L	12-14	WSB

1949

Sept. 24, 1949	Vanderbilt	W	12-7	WSB
Oct. 8, 1949	Washington & Lee	W	36-0	WSB
Oct. 15, 1949	Auburn	W	35-21	WSB
Oct. 29, 1949	Duke	L	14-27	WSB
Nov. 19, 1949	South Carolina	W	13-3	WSB
Nov. 26, 1949	Georgia	W	7-6	WSB

1952

Nov. 15, 1952	Alabama	W	7-3	WSB
Jan. 1, 1953	vs. Ole Miss ^B	W	24-7	ABC

1953

Jan. 1, 1954	vs. West Virginia ^B	W	42-19	ABC
--------------	--------------------------------	---	-------	-----

1954

Nov. 13, 1954	Alabama	W	20-0	WSB
Jan. 1, 1955	vs. Arkansas ^B	W	14-6	NBC

1955

Sept. 17, 1955	Miami	W	14-6	NBC
Jan. 2, 1956	vs. Pittsburgh ^B	W	7-0	ABC

1956

Sept. 22, 1956	at Kentucky	W	14-6	NBC
Dec. 29, 1956	vs. Pittsburgh ^B	W	21-14	CBS

1959

Jan. 2, 1960	vs. Arkansas ^B	L	7-14	CBS
--------------	---------------------------	---	------	-----

1961

Dec. 30, 1961	vs. Penn State ^B	L	15-30	CBS
---------------	-----------------------------	---	-------	-----

1962

Oct. 2, 1962	LSU	L	7-10	NBC
Dec. 22, 1962	vs. Missouri ^B	L	10-14	CBS

1963

Sept. 14, 1963	Florida	W	9-0	ABC
----------------	---------	---	-----	-----

1965

Dec. 31, 1965	vs. Texas Tech ^B	W	31-21	ABC
---------------	-----------------------------	---	-------	-----

1966

Oct. 8, 1966	Tennessee	W	6-3	ABC
Jan. 2, 1967	vs. Florida ^B	L	12-27	NBC

1967

Oct. 14, 1967	at Tennessee	L	13-24	ABC
Nov. 25, 1967	Georgia	L	14-21	ABC

1969

Nov. 15, 1969	Notre Dame	L	20-38	ABC
---------------	------------	---	-------	-----

1970

Dec. 19, 1970	vs. Texas Tech ^B	W	17-9	CBS
---------------	-----------------------------	---	------	-----

1971

Nov. 25, 1971	Georgia (THK)	L	24-28	ABC
Dec. 30, 1971	vs. Ole Miss ^B	L	18-41	N/A

1972

Sept. 9, 1972	Tennessee	L	3-34	ABC
Dec. 18, 1972	vs. Iowa State ^B	W	31-30	ABC

1974

Sept. 9, 1974	Notre Dame	L	7-31	ABC
Oct. 26, 1974	Tulane	W	27-7	ABC

1975

Nov. 27, 1975	Georgia (THK)	L	26-42	ABC
---------------	---------------	---	-------	-----

1976

Sept. 11, 1976	South Carolina	L	17-27	ABC
----------------	----------------	---	-------	-----

1978

Oct. 21, 1978	at Auburn	W	24-10	ABC
Oct. 28, 1978	Florida	W	17-13	ABC
Dec. 2, 1978	at Georgia	L	28-29	ABC
Dec. 25, 1978	vs. Purdue ^B	L	21-41	CBS

1979

Sept. 8, 1979	Alabama	L	6-30	ABC
Nov. 24, 1979	at Georgia	L	3-16	ABC

1981

Sept. 12, 1981	at Alabama%	W	24-21	ESPN
Nov. 28, 1981	Georgia	L	7-44	ABC

1982

Oct. 23, 1982	Tennessee	W	31-21	ABC
---------------	-----------	---	-------	-----

1983

Sept. 24, 1983	at Clemson	L	14-41	ESPN
Nov. 3, 1983	Virginia (TH)	W	31-27	TBS

1984

Sept. 15, 1984	Alabama	W	16-6	TBS
Sept. 29, 1984	Clemson	W	28-21	ESPN
Oct. 6, 1984	NC State	L	22-27	ACC
Dec. 14, 1984	at Georgia	W	35-18	ACC

1985

Sept. 14, 1985	at NC State	W	28-18	ACC
Oct. 5, 1985	North Carolina	W	31-0	ACC
Oct. 19, 1985	Auburn	L	14-17	CBS
Oct. 26, 1985	at Tennessee	T	6-6	ESPN
Nov. 16, 1985	Wake Forest	W	41-10	ACC
Nov. 30, 1985	Georgia	W	20-16	TBS
Dec. 31, 1985	vs. Michigan State ^B W	W	17-14	TBS

1986

Sept. 27, 1986	Clemson	L	3-27	ACC
Oct. 11, 1986	NC State	W	59-21	ACC
Oct. 25, 1986	Tennessee	W	14-13	TBS
Nov. 22, 1986	at Wake Forest	L	21-24	ACC
Nov. 29, 1986	at Georgia	L	24-31	TBS

1987

Sept. 26, 1987	at Clemson	L	12-33	ACC
Oct. 3, 1987	at NC State	L	0-17	ACC
Nov. 7, 1987	Virginia	L	14-23	ACC
Nov. 28, 1987	Georgia	L	16-30	ESPN

1988

Sept. 17, 1988	at Virginia	L	16-17	ACC
Oct. 1, 1988	NC State	L	6-14	ACC
Oct. 8, 1988	at Maryland	L	8-13	ACC
Nov. 26, 1988	at Georgia	L	3-24	TBS

1989

Sept. 9, 1989	at NC State	L	28-38	ACC
Sept. 16, 1989	Virginia	L	10-17	ACC
Nov. 18, 1989	Wake Forest	W	43-14	ACC

1990

Sept. 8, 1990	NC State	W	21-13	ACC
Sept. 29, 1990	South Carolina	W	27-6	ESPN
Oct. 6, 1990	at Maryland	W	31-3	ACC
Oct. 13, 1990	Clemson	W	21-19	ACC
Oct. 27, 1990	Duke	W	48-31	ACC
Nov. 3, 1990	at Virginia	W	41-38	CBS
Dec. 1, 1990	at Georgia	W	40-23	TBS
Jan. 1, 1991	vs. Nebraska ⁸	W	45-21	ABC

1991

Aug. 28, 1991	Penn State (WD)	L	22-34	n/a
Sept. 19, 1991	Virginia (TH)	W	24-21	ESPN
Sept. 28, 1991	at Clemson	L	7-9	ABC
Oct. 5, 1991	NC State	L	21-28	ACC
Oct. 12, 1991	Maryland	W	34-10	ACC
Oct. 26, 1991	North Carolina	W	35-14	ACC
Nov. 16, 1991	Wake Forest	W	27-3	ACC
Nov. 30, 1991	Georgia	L	15-18	ACC
Dec. 25, 1991	vs. Stanford ⁸	W	18-17	ACC

1992

Sept. 26, 1992	Clemson	W	20-16	ESPN
Oct. 3, 1992	NC State	W	16-13	ACC
Oct. 17, 1992	Florida State	L	24-29	ESPN
Oct. 24, 1992	at North Carolina	L	14-26	ABC
Oct. 31, 1992	Duke	W	20-17	ACC
Nov. 28, 1992	at Georgia	L	17-31	ESPN

1993

Sept. 16, 1993	Virginia (TH)	L	14-35	ESPN
Oct. 2, 1993	Florida State	L	0-51	ABC
Oct. 16, 1993	North Carolina	L	3-41	ABC
Oct. 23, 1993	at NC State	L	23-28	ACC
Oct. 30, 1993	at Duke	W	47-14	ACC
Nov. 13, 1993	at Wake Forest	W	38-28	ACC
Nov. 25, 1993	Georgia (THK)	L	10-43	ABC

1994

Sept. 1, 1994	Arizona (TH)	L	14-19	ESPN
Oct. 1, 1994	at NC State	L	13-21	ABC
Oct. 8, 1994	at North Carolina	L	24-31	ACC
Nov. 5, 1994	Florida State	L	10-41	ACC
Nov. 12, 1994	at Clemson	L	10-20	ACC
Nov. 25, 1994	at Georgia (FR)	L	10-48	ESPN

1995

Sept. 2, 1995	Furman	W	51-7	ACC
Sept. 7, 1995	at Arizona (TH)	L	19-20	n/a
Sept. 28, 1995	Maryland (TH)	W	31-3	ESPN
Oct. 14, 1995	North Carolina	W	27-25	ACC
Oct. 21, 1995	at Florida State	L	10-42	ABC
Oct. 28, 1995	Clemson	L	3-24	ACC
Nov. 23, 1995	Georgia (THK)	L	17-18	ABC

1996

Sept. 7, 1996	at NC State	W	28-16	ABC
Sept. 21, 1996	at North Carolina	L	0-16	ABC
Sept. 26, 1996	Duke (TH)	W	48-22	ESPN
Oct. 5, 1996	Virginia	W	13-7	ABC
Oct. 19, 1996	at Clemson	L	25-28	ABC
Oct. 26, 1996	UCF	W	27-2	n/a
Nov. 2, 1996	Florida State	L	3-49	ESPN
Nov. 14, 1996	at Maryland (TH)	L	10-13	ESPN
Nov. 30, 1996	at Georgia	L	10-19	CBS

1997

Sept. 6, 1997	at Notre Dame	L	13-17	NBC
Sept. 27, 1997	Clemson	W	23-20	ESPN
Oct. 4, 1997	at Boston College	W	42-14	CBS
Oct. 11, 1997	NC State	W	27-17	ABC
Oct. 18, 1997	at Florida State	L	0-38	ABC
Oct. 30, 1997	North Carolina (TH)	L	13-16	ESPN
Nov. 8, 1997	at Virginia	L	31-35	ABC
Nov. 22, 1997	Maryland	W	37-18	ABC
Nov. 29, 1997	Georgia	L	24-27	ABC
Dec. 29, 1997	vs. West Virginia ⁸	W	35-30	TBS

1998

Sept. 5, 1998	Boston College	L	31-41	ABC
Sept. 26, 1998	at North Carolina	W	43-21	ESPN
Oct. 3, 1998	Duke	W	41-13	ACC
Oct. 10, 1998	NC State	W	47-24	ABC
Oct. 17, 1998	Virginia	W	41-38	ABC
Oct. 24, 1998	Florida State	L	7-34	ESPN
Oct. 31, 1998	at Maryland [#]	W	31-14	ACC
Nov. 12, 1998	at Clemson (TH)	W	24-21	ESPN
Nov. 28, 1998	at Georgia	W	21-19	CBS
Jan. 1, 1999	vs. Notre Dame ⁸	W	35-28	NBC

1999

Sept. 4, 1999	at Navy	W	49-14	FSN
Sept. 11, 1999	at Florida State	L	35-41	ABC
Sept. 30, 1999	Maryland (TH)	W	49-31	ESPN
Oct. 9, 1999	North Carolina	W ^{OT}	31-24	ABC
Oct. 16, 1999	at Duke	W	38-31	ACC
Oct. 30, 1999	NC State	W	48-21	ABC
Nov. 6, 1999	at Virginia	L	38-45	ABC
Nov. 13, 1999	Clemson	W	45-42	ACC
Nov. 27, 1999	Georgia	W ^{OT}	51-48	ABC
Jan. 1, 2000	vs. Miami*	L	13-28	NBC

2000

Sept. 9, 2000	Florida State	L	21-26	ABC
Sept. 16, 2000	Navy	W	40-13	n/a
Sept. 21, 2000	at NC State (TH)	L ^{OT}	23-30	ESPN
Sept. 30, 2000	at North Carolina	W	42-28	ABC
Oct. 14, 2000	Wake Forest	W	52-20	ACC
Oct. 21, 2000	Duke	W	45-10	ACC
Oct. 28, 2000	at Clemson	W	31-28	ABC
Nov. 9, 2000	Virginia (TH)	W	35-0	ESPN
Nov. 18, 2000	at Maryland	W	35-22	ACC
Nov. 25, 2000	at Georgia	W	27-15	CBS
Dec. 29, 2000	vs. LSU ⁸	L	14-28	ESPN



2001

Aug. 26, 2001	vs. Syracuse	W	13-7	ABC
Sept. 8, 2001	at Navy	W	70-7	FSN
Sept. 29, 2001	Clemson	L	44-47	ABC
Oct. 11, 2001	Maryland (TH)	L	17-20	ESPN
Oct. 20, 2001	NC State	W	27-17	ABC
Nov. 1, 2001	North Carolina (TH)	W	28-21	ESPN
Nov. 17, 2001	at Wake Forest	W	38-33	ACC
Nov. 24, 2001	Georgia	L	17-31	ESPN
Dec. 1, 2001	at Florida State	L	17-28	ESPN
Dec. 27, 2001	vs. Stanford ^B	W	24-14	ESPN

2002

Aug. 31, 2002	Vanderbilt	W	45-3	n/a
Sept. 7, 2002	at Connecticut	W	31-14	n/a
Sept. 14, 2002	at Clemson	L	19-24	ESPN
Sept. 21, 2002	BYU	W	28-19	ABC
Sept. 28, 2002	North Carolina	W	21-13	ABC
Oct. 5, 2002	Wake Forest	L	21-24	ABC
Oct. 17, 2002	at Maryland (TH)	L	10-34	ESPN
Oct. 26, 2002	Virginia	W	23-15	ABC
Nov. 2, 2002	at NC State	W	24-17	ABC
Nov. 9, 2002	Florida State	L	13-21	ABC
Nov. 30, 2002	at Georgia	L	7-51	CBS
Dec. 31, 2002	vs. Fresno State ^B	L	21-30	ESPN2

2003

Aug. 28, 2003	at BYU (TH)	L	13-24	ESPN2
Sept. 6, 2003	Auburn	W	17-3	ABC
Sept. 13, 2003	at Florida State	L	13-14	ABC
Sept. 27, 2003	at Vanderbilt	W	24-17	n/a
Oct. 4, 2003	NC State	W	29-21	ACC
Oct. 23, 2003	Maryland (TH)	W	7-3	ESPN
Nov. 15, 2003	North Carolina	W	41-24	ACC
Nov. 22, 2003	at Virginia	L	17-29	ACC
Nov. 29, 2003	Georgia	L	17-34	ABC
Jan. 4, 2004	vs. Tulsa ^B	W	52-10	ESPN2

2004

Sept. 11, 2004	at Clemson	W	28-24	ABC
Oct. 2, 2004	Miami	L	3-27	ABC
Oct. 9, 2004	at Maryland	W	20-7	ABC
Oct. 16, 2004	Duke	W	24-7	ACC
Oct. 28, 2004	Virginia Tech (TH)	L	20-34	ESPN
Nov. 6, 2004	at NC State	W	24-14	ACC
Nov. 20, 2004	Virginia	L	10-30	ABC
Nov. 27, 2004	at Georgia	L	13-19	CBS
Dec. 21, 2004	vs. Syracuse ^B	W	51-14	ESPN

2005

Sept. 3, 2005	at Auburn	W	23-14	ESPN
Sept. 10, 2005	North Carolina	W	27-21	ABC
Sept. 17, 2005	Connecticut	W	28-13	ESPN2
Sept. 24, 2005	at Virginia Tech	L	7-51	ABC
Oct. 6, 2005	NC State (TH)	L	14-17	ESPN
Oct. 15, 2005	at Duke	W	35-10	ESPN2
Oct. 29, 2005	Clemson	W	10-9	ESPN
Nov. 12, 2005	at Virginia	L	17-27	ABC
Nov. 19, 2005	at Miami	W	14-10	ESPN
Nov. 26, 2005	Georgia	L	7-14	ABC
Dec. 29, 2005	vs. Utah ^B	L	10-38	ESPN

2006

Sept. 2, 2006	Notre Dame	L	10-14	ABC
Sept. 21, 2006	Virginia (TH)	W	24-7	ESPN
Sept. 30, 2006	at Virginia Tech	W	38-27	ABC
Oct. 7, 2006	Maryland	W	27-23	ESPN2
Oct. 21, 2006	at Clemson	L	7-31	ESPN
Oct. 28, 2006	Miami	W	30-23	ABC
Nov. 4, 2006	at NC State	W	31-23	ESPN2
Nov. 11, 2006	at North Carolina	W	7-0	ACC
Nov. 25, 2006	at Georgia	L	12-15	CBS
Dec. 2, 2006	vs. Wake Forest ^A	L	6-9	ABC
Jan. 1, 2007	vs. West Virginia ^B	L	35-38	CBS

2007

Sept. 1, 2007	at Notre Dame	W	33-3	NBC
Sept. 8, 2007	Samford	W	69-14	ESPN2
Sept. 15, 2007	Boston College	L	10-24	ESPN2
Sept. 22, 2007	at Virginia	L	23-28	ESPN2
Sept. 29, 2007	Clemson	W	13-3	ABC
Oct. 6, 2007	at Maryland	L	26-28	ACC
Oct. 13, 2007	at Miami	W	17-14	ESPN
Oct. 20, 2007	Army	W	34-10	ACC
Nov. 1, 2007	Virginia Tech (TH)	L	3-27	ESPN
Nov. 17, 2007	North Carolina	W	27-25	ACC
Nov. 24, 2007	Georgia	L	17-31	ABC
Dec. 31, 2007	vs. Fresno State ^B	L	28-40	ESPN2

2008

Sept. 6, 2008	at Boston College	W	19-16	ACC
Sept. 13, 2008	at Virginia Tech	L	17-20	ABC
Sept. 20, 2008	Mississippi State	W	38-7	ACC
Oct. 4, 2008	Duke	W	27-0	ESPN2
Oct. 18, 2008	at Clemson	W	21-17	ESPN
Oct. 25, 2008	Virginia	L	17-24	ESPN2
Nov. 1, 2008	Florida State	W	31-28	ABC
Nov. 8, 2008	at North Carolina	L	7-28	ACC
Nov. 20, 2008	Miami (TH)	W	41-23	ESPN
Nov. 29, 2008	at Georgia	W	45-42	CBS
Dec. 31, 2008	vs. LSU ^B	L	3-38	ESPN

2009

Sept. 10, 2009	Clemson (TH)	W	30-27	ESPN
Sept. 17, 2009	at Miami (TH)	L	17-33	ESPN
Sept. 26, 2009	North Carolina	W	24-7	ACC
Oct. 3, 2009	at Mississippi St.	W	42-31	CSS
Oct. 10, 2009	at Florida State	W	49-44	ESPN2
Oct. 17, 2009	Virginia Tech	W	28-23	ESPN2
Oct. 24, 2009	at Virginia	W	34-9	ACC
Oct. 31, 2009	at Vanderbilt	W	56-31	n/a
Nov. 7, 2009	Wake Forest	W	30-27	ABC
Nov. 14, 2009	at Duke	W	49-10	ESPN2
Nov. 28, 2009	Georgia	L	24-30	ABC
Dec. 5, 2009	vs. Clemson ^A	W	39-34	ESPN
Jan. 5, 2010	vs. Iowa ^B	L	14-24	FOX

2010

Sept. 4, 2010	South Carolina St.	W	41-10	ESPN3
Sept. 11, 2010	at Kansas	L	25-28	FSN
Sept. 18, 2010	at North Carolina	W	30-24	ACC
Sept. 25, 2010	NC State	L	28-45	ESPN
Oct. 2, 2010	at Wake Forest	W	24-20	ESPN2
Oct. 9, 2010	Virginia	W	33-21	ESPN2
Oct. 16, 2010	Middle Tennessee	W	42-14	ESPN3
Oct. 23, 2010	at Clemson	L	13-27	ABC/ESPN
Nov. 4, 2010	at Va. Tech (TH)	L	21-28	ESPN
Nov. 13, 2010	Miami	L	10-35	ACC
Nov. 20, 2010	Duke	W	30-20	ESPN3
Nov. 27, 2010	at Georgia	L	34-42	ESPN
Dec. 27, 2010	vs. Air Force ^B	L	7-14	ESPN2

2011

Sept. 1, 2011	Western Carolina	W	63-21	ESPN3
Sept. 10, 2011	at Middle Tenn.	W	49-21	ESPN3
Sept. 17, 2011	Kansas	W	66-24	FSN
Sept. 24, 2011	North Carolina	W	35-28	ESPN
Oct. 1, 2011	at NC State	W	45-34	ABC/ESPN
Oct. 8, 2011	Maryland	W	21-16	ESPN
Oct. 15, 2011	at Virginia	L	21-24	ESPN2
Oct. 22, 2011	at Miami	L	7-24	ESPN
Oct. 29, 2011	Clemson	W	31-17	ABC
Nov. 10, 2011	Virginia Tech (TH)	L	26-37	ESPN
Nov. 19, 2011	at Duke	W	38-31	ACC
Nov. 26, 2011	Georgia	L	17-31	ESPN
Dec. 31, 2011	vs. Utah ^B	L or	27-30	ACC

2012

Sept. 3, 2012	at Va. Tech (MO)	L or	17-20	ESPN
Sept. 8, 2012	Presbyterian	W	59-3	ESPN3
Sept. 15, 2012	Virginia	W	56-20	ESPN2
Sept. 22, 2012	Miami	L or	36-42	FSN
Sept. 29, 2012	Middle Tennessee	L	28-49	FSN
Oct. 6, 2012	at Clemson	L	31-47	ESPN
Oct. 20, 2012	Boston College	W	37-17	FSN
Oct. 27, 2012	BYU	L	17-41	FSN
Nov. 3, 2012	at Maryland	W	33-13	ACC
Nov. 10, 2012	at North Carolina	W	68-50	ACC
Nov. 17, 2012	Duke	W	42-24	ESPN2
Nov. 24, 2012	at Georgia	L	10-42	ESPN
Dec. 1, 2012	vs. Florida State ^A	L	15-21	ESPN
Dec. 31, 2012	vs. USC ^B	W	21-7	CBS

2013

Aug. 31, 2013	Elon	W	70-0	ESPN3
Sept. 14, 2013	at Duke	W	38-14	ESPN2
Sept. 21, 2013	North Carolina	W	28-20	ESPN
Sept. 26, 2013	Virginia Tech (TH)	L	10-17	ESPN
Oct. 5, 2013	at Miami	L	30-45	ESPN2
Oct. 12, 2013	at BYU	L	20-38	ESPN2
Oct. 19, 2013	Syracuse	W	56-0	ACC
Oct. 26, 2013	at Virginia	W	35-25	ACC
Nov. 2, 2013	Pittsburgh	W	21-10	ESPN2
Nov. 14, 2013	at Clemson (TH)	L	31-55	ESPN
Nov. 23, 2013	Alabama A&M	W	66-7	ESPN3
Nov. 30, 2013	Georgia	L	34-41	20T ABC
Dec. 30, 2013	vs. Ole Miss ^B	W	17-25	ESPN

2014

Aug. 30, 2014	Wofford	W	38-19	RSN
Sept. 6, 2014	at Tulane	W	38-21	ESPN2
Sept. 13, 2014	Georgia Southern	W	42-38	RSN
Sept. 20, 2014	at Virginia Tech	W	27-24	ESPN
Oct. 4, 2014	Miami	W	28-17	ESPN2
Oct. 11, 2014	Duke	L	25-31	ACC
Oct. 18, 2014	at North Carolina	L	43-48	ESPN2
Oct. 25, 2014	at Pittsburgh	W	56-28	ESPN2
Nov. 1, 2014	Virginia	W	35-10	ESPN2
Nov. 8, 2014	at NC State	W	56-23	ACC
Nov. 15, 2014	Clemson	W	28-6	ESPN
Nov. 29, 2014	at Georgia	W or	30-24	SEC
Dec. 6, 2014	vs. Florida State ^A	L	35-37	ABC
Dec. 31, 2014	vs. Mississippi St. ^B	W	49-34	ESPN

2015

Sept. 3, 2015	Alcorn State	W	69-6	FSN
Sept. 12, 2015	Tulane	W	65-10	FSN
Sept. 19, 2015	at Notre Dame	L	22-30	NBC
Sept. 26, 2015	at Duke	L	20-34	ESPN2
Oct. 3, 2015	North Carolina	L	31-38	ESPN2
Oct. 10, 2015	at Clemson	L	24-43	ABC/ESPN2
Oct. 17, 2015	Pittsburgh	L	28-31	ACC
Oct. 24, 2015	Florida State	W	22-16	ESPN2
Oct. 31, 2015	at Virginia	L	21-27	RSN
Nov. 12, 2015	Virginia Tech (TH)	L	21-23	ESPN
Nov. 21, 2015	at Miami	L	21-28	ACC
Nov. 28, 2015	Georgia	L	7-13	ESPN2

2016

Sept. 3, 2016	vs. Boston Coll. ^A	W	17-14	ESPN2
Sept. 10, 2016	Mercer	W	35-10	ACC
Sept. 17, 2016	Vanderbilt	W	38-7	ACC
Sept. 22, 2016	Clemson (TH)	L	7-26	ESPN
Oct. 1, 2016	Miami	L	21-35	ESPN2
Oct. 8, 2016	at Pittsburgh	L	34-37	ACC
Oct. 15, 2016	Ga. Southern	W	35-24	RSN
Oct. 29, 2016	Duke	W	38-35	RSN
Nov. 5, 2016	at North Carolina	L	20-48	ACC
Nov. 12, 2016	at Virginia Tech	W	30-20	ESPN2
Nov. 19, 2016	Virginia	W	31-17	ACC
Nov. 26, 2016	at Georgia	W	28-27	SEC
Dec. 31, 2016	vs. Kentucky ^B	W	33-18	ESPN

2017

Sept. 4, 2017	vs. Tennessee (MO)	L or	42-41	ESPN
Sept. 9, 2017	Jacksonville State	W	37-10	RSN
Sept. 23, 2017	Pittsburgh	W	35-17	ACC
Sept. 30, 2017	North Carolina	W	33-7	ESPN2
Oct. 14, 2017	at Miami	L	24-25	ABC
Oct. 21, 2017	Wake Forest	W	38-24	ESPN2
Oct. 28, 2017	at Clemson	L	10-24	ABC/ESPN2
Nov. 4, 2017	at Virginia	L	36-40	RSN
Nov. 11, 2017	Virginia Tech	W	28-22	ACC
Nov. 18, 2017	at Duke	L	20-43	RSN
Nov. 25, 2017	Georgia	L	7-38	ABC

**2018**

Sept. 1, 2018	Alcorn State	W	41-0	RSN
Sept. 8, 2018	at USF	L	38-49	ABC/ESPN2
Sept. 15	at Pitt	L	19-24	RSN
Sept. 22	Clemson	L	21-49	ABC
Sept. 29	Bowling Green	W	63-17	RSN
Oct. 5	at Louisville (FR)	W	66-31	ESPN
Oct. 13	Duke	L	14-28	ACC
Oct. 25	at Virginia Tech (TH)	W	49-28	ESPN
Nov. 3	at North Carolina	W	38-28	ACC
Nov. 10	Miami	W	27-21	ESPN2
Nov. 17	Virginia	W ^{OT}	30-27	RSN
Nov. 24	at Georgia	L	21-45	SECN
Dec. 26	vs. Minnesota ^B (WD)	L	10-34	ESPN

2019

Aug. 29, 2019	Clemson (TH)	L	14-52	ACC
Sept. 7, 2019	USF	W	14-10	ACC
Sept. 14, 2019	The Citadel	L ^{OT}	24-27	RSN
Sept. 28, 2019	at Temple	L	2-24	CBSN
Oct. 5, 2019	North Carolina	L	22-38	ACC
Oct. 12, 2019	at Duke	L	23-41	RSN
Oct. 19, 2019	at Miami	W ^{OT}	28-21	ACC
Nov. 2, 2019	Pitt	L	10-20	RSN
Nov. 9, 2019	at Virginia	L	28-33	RSN
Nov. 16, 2019	Virginia Tech	L	0-45	RSN
Nov. 21, 2019	NC State (TH)	W	28-26	ESPN
Nov. 30, 2019	Georgia	L	7-52	ABC

KEY

ACC – Raycom, ACC Network

ACCX – ACC Network Extra

FSN – Fox Sports Net, Fox Sports South

RSN – Regional Sports Network

A – ACC Championship game

B – Bowl game

– Baltimore, Md.

% – Birmingham, Ala.

^ – Dublin, Ireland

THK – Thanksgiving

MO – Monday

WD – Wednesday

TH – Thursday

FR – Friday

GEORGIA TECH ALL-TIME BOWL RESULTS — 25-20

DATE	BOWL	CITY	RESULT
Jan. 1, 1929	Rose Bowl	Pasadena, Calif.	Georgia Tech 8 Cal 7
<i>Wrong Way Roy Riegels helps Golden Tornado to perfect 10-0 season</i>			
Jan. 1, 1940	Orange Bowl	Miami, Fla.	Georgia Tech 21 Missouri 7
<i>21-straight points makes first of seven Orange Bowl trips a success</i>			
Jan. 1, 1943	Cotton Bowl	Dallas, Texas	Texas 14 Georgia Tech 7
<i>Gallant Tech comeback falls short when drive stalls on 3-yard line</i>			
Jan. 1, 1944	Sugar Bowl	New Orleans, La.	Georgia Tech 20 Tulsa 18
<i>Tech overcomes 18-7 second-half deficit, blanks Tulsa in 2nd half</i>			
Jan. 1, 1945	Orange Bowl	Miami, Fla.	Tulsa 26 Georgia Tech 12
<i>Frank Broyles' 304-yard passing effort can't overcome 20-0 deficit</i>			
Jan. 1, 1947	Oil Bowl	Houston, Texas	Georgia Tech 41 Saint Mary's 19
<i>Yellow Jackets pick off eight St. Mary's passes in the rain and mud</i>			
Jan. 1, 1948	Orange Bowl	Miami, Fla.	Georgia Tech 20 Kansas 14
<i>Tech forces fumble inside 1-yard line to foil Kansas' frenzied rally</i>			
Jan. 1, 1952	Orange Bowl	Miami, Fla.	Georgia Tech 17 Baylor 14
<i>Pepper Rodgers' field goal secures win, 11-0-1 season for Tech</i>			
Jan. 1, 1953	Sugar Bowl	New Orleans, La.	Georgia Tech 24 Ole Miss 7
<i>National championship clinched after scoring 24-straight points</i>			
Jan. 1, 1954	Sugar Bowl	New Orleans, La.	Georgia Tech 42 West Virginia 19
<i>Tech unleashes aerial attack, completing 20-of-35 for 268 yards</i>			
Jan. 2, 1955	Cotton Bowl	Dallas, Texas	Georgia Tech 14 Arkansas 6
<i>Jackets complete "grand slam" with wins in all four major bowls</i>			
Jan. 2, 1956	Sugar Bowl	New Orleans, La.	Georgia Tech 7 Pitt 0
<i>Wade Mitchell scores only TD, Tech wins fifth straight major bowl</i>			
Dec. 29, 1956	Gator Bowl	Jacksonville, Fla.	Georgia Tech 21 Pitt 14
<i>Tech wins sixth-straight bowl, beats Pitt for second-straight year</i>			
Jan. 2, 1960	Gator Bowl	Jacksonville, Fla.	Arkansas 14 Georgia Tech 7
<i>Former Tech star Frank Broyles coaches Razorbacks to win</i>			
Dec. 30, 1961	Gator Bowl	Jacksonville, Fla.	Penn State 30 Georgia Tech 15
<i>Tech bolts to 9-0 lead, but State's Galen Hall passes for 3 TDs</i>			
Dec. 22, 1962	Bluebonnet Bowl	Houston, Texas	Missouri 14 Georgia Tech 10
<i>MU's Bill Tobin runs for 114 yards, Tech throws four interceptions</i>			
Dec. 31, 1965	Gator Bowl	Jacksonville, Fla.	Georgia Tech 31 Texas Tech 21
<i>QB Jerry Priestley's 1-yard TD early in fourth quarter keys Jackets</i>			
Jan. 2, 1967	Orange Bowl	Miami, Fla.	Florida 27 Georgia Tech 12
<i>Steve Spurrier quarterbacks Gators past Bobby Dodd, Jackets</i>			
Dec. 19, 1970	Sun Bowl	El Paso, Texas	Georgia Tech 17 Texas Tech 9
<i>Jackets defense pitches first-half shutout, builds 10-0 lead</i>			
Dec. 30, 1971	Peach Bowl	Atlanta, Ga.	Ole Miss 41 Georgia Tech 18
<i>Despite 317 yards total offense, Tech blown out in Atlanta bowl</i>			
Dec. 18, 1972	Liberty Bowl	Memphis, Tenn.	Georgia Tech 31 Iowa State 30
<i>Back-up QB Jim Stevens throws for 3 TDs, ISU fails on 2-pointer</i>			
Dec. 25, 1978	Peach Bowl	Atlanta, Ga.	Purdue 41 Georgia Tech 21
<i>With Eddie Lee Ivey out with injury, Tech has 12 yards rushing</i>			
Dec. 31, 1985	All-American Bowl	Birmingham, Ala.	Georgia Tech 17 Michigan State 14
<i>Malcolm King runs for 122 yards and scores winning TD late</i>			
Jan. 1, 1991	Florida Citrus Bowl	Orlando, Fla.	Georgia Tech 45 Nebraska 21
<i>Tech clinches fourth national title behind MVP QB Shawn Jones</i>			
Dec. 25, 1991	Aloha Bowl	Honolulu, Hawai'i	Georgia Tech 18 Stanford 17
<i>Jimmy Lincoln's 2-point conversion with 14 seconds left seals win</i>			
Dec. 29, 1997	Carquest Bowl	Miami Gardens, Fla.	Georgia Tech 35 West Virginia 30
<i>MVP Joe Hamilton has 356 yards total offense, three touchdowns</i>			
Jan. 1, 1999	Gator Bowl	Jacksonville, Fla.	Georgia Tech 35 Notre Dame 28
<i>Joe Hamilton threw three TD passes and caught another</i>			
Jan. 1, 2000	Gator Bowl	Jacksonville, Fla.	Miami 28 Georgia Tech 13
<i>Five-game bowl win streak ends, two Canes rush for 100 yards</i>			
Dec. 29, 2000	Chick-fil-A Bowl	Atlanta, Ga.	LSU 28 Georgia Tech 14
<i>Tech can't overcome six turnovers, lose to Nick Saban's Tigers</i>			
Dec. 27, 2001	Seattle Bowl	Seattle, Wash.	Georgia Tech 24 Stanford 14
<i>Godsey, Campbell, interim coach lead Tech in first Seattle Bowl</i>			
Dec. 31, 2002	Silicon Valley Classic	San Jose, Calif.	Fresno State 30 Georgia Tech 21
<i>Tech makes strong rally, but Bulldogs score game's final 10 points</i>			



Table of bowl games with columns for date, bowl name, location, and scores for Georgia Tech and the opponent. Includes notable player performances and records.

GEORGIA TECH ALL-TIME BOWL RANKINGS & RECORDS

Comprehensive table of bowl rankings and records. Columns include: MOST BOWL APPEARANCES*, HIGHEST BOWL WINNING PCT., CONSECUTIVE BOWL VICTORIES, CONSECUTIVE BOWL APPEARANCES*, GEORGIA TECH BY BOWL OPPONENT (FBS ONLY), and GEORGIA TECH BY BOWL GAME.

GEORGIA TECH BOWL RECORDS — TEAM

GAME		
Points Scored (Game)	52	vs. Tulsa (2004 Humanitarian)
Points Scored (Half)	42 (2nd)	vs. Tulsa (2004 Humanitarian)
Points Allowed	41	vs. Ole Miss (1971 Peach) vs. Purdue (1978 Peach)
Fewest Points Scored	3	vs. LSU (2008 Chick-fil-A)
Fewest Points Allowed	0	vs. Pittsburgh (1956 Sugar)
Total Offense	577	vs. Mississippi State (2014 Orange)
Fewest Total Offense Allowed	66	vs. California (1929 Rose)
Rushing Yards	452	vs. Mississippi State (2014 Orange)
Fewest Rush Yards Allowed	- 52	vs. Tulsa (2004 Humanitarian)
Rushing Attempts	79	vs. Texas Tech (1965 Gator)
Fewest Rush Attempts Allowed	22	vs. Texas Tech (1965 Gator) vs. West Virginia (1997 Carquest) vs. USC (2012 Hyundai Sun)
Passing Yards	326	vs. West Virginia (2007 Gator)
Fewest Pass Yards Allowed	0	vs. Missouri (1962 Bluebonnet)
Pass Completions	23	vs. Stanford (2001 Seattle)
Fewest Completions Allowed	0	vs. Missouri (1962 Bluebonnet)
Pass Attempts	40	vs. Miami (2000 Gator)
Fewest Pass Attempts Allowed	0	vs. Missouri (1962 Bluebonnet)
First Downs	29	vs. Miami (2000 Gator)

GEORGIA TECH BOWL RECORDS — INDIVIDUAL

GAME			CAREER
Rushing Yards	307	P.J. Daniels vs. Tulsa, (2004 Humanitarian)	Rushing P.J. Daniels (3g), 535 yards, 68 attempts
Rush Attempts	33	Lenny Snow vs. Texas Tech (1965 Gator)	Passing Joe Hamilton (3g), 756 yards
Pass Attempts	40	Joe Hamilton vs. Miami (2000 Gator)	Pass Attempts Joe Hamilton (3g), 96 attempts
Completions	23	George Godsey vs. Stanford (2001 Seattle)	Completions Joe Hamilton (3g), 52 completions
Passing Yards	326	Taylor Bennett vs. West Virginia (2007 Gator)	Touchdown Passes Pepper Rodgers (2g), 5 TD
Completion Percentage	.733 (11-15) .696 (16-23)	Tevin Washington vs. Utah (2011 Sun) Shawn Jones vs. Nebraska (1991 Citrus)	Total Offense Joe Hamilton (3g), 906 yards
Total Offense	356	Joe Hamilton vs. West Virginia (1997 Carquest) (274 pass, 82 rush)	Receptions Kelly Campbell (4g), 18 receptions, 176 yds.
Receptions	10	Kelly Campbell vs. Stanford, (2001 Seattle)	Receiving Yards Calvin Johnson (3g), 266 yards, 13 receptions
Receiving Yards	186	Calvin Johnson vs. West Virginia (2007 Gator)	Touchdowns P.J. Daniels (3g), 6 touchdowns
Touchdowns	4	P.J. Daniels vs. Tulsa (2004 Humanitarian)	
Rushing Touchdowns	4	P.J. Daniels vs. Tulsa (2004 Humanitarian)	
Passing Touchdowns	3	Jim Still vs. Kansas (1948 Orange), Pepper Rodgers vs. West Virginia (1954 Sugar), Jim Stevens vs. Iowa State (1972 Liberty), Joe Hamilton vs. Notre Dame (1999 Gator), Taylor Bennett vs. West Virginia (2007 Gator)	
Touchdown Receptions	2	George Brodnax vs. St. Mary's (1947 Oil), Jim Patton vs. Kansas (1948 Orange), Dez White vs. Notre Dame (1999 Gator), Calvin Johnson vs. West Virginia (2007 Gator)	
Points Scored	24	P.J. Daniels vs. Tulsa (2004 Humanitarian)	
Points Scored by Kicking	15	Harrison Bulker vs. Kentucky (2016 TaxSlayer)	
Field Goals	4	Harrison Bulker vs. Kentucky (2016 TaxSlayer)	
PATs	7	Travis Bell vs. Syracuse (2004 Champs) Harrison Bulker vs. Mississippi State (2014 Orange)	
Interceptions	2	Tom Bleick vs. Texas Tech (1965 Gator) Rick Lewis vs. Texas Tech (1970 Sun)	
Tackles	16	Ron Rogers vs. West Virginia (1997 Carquest)	
Longest Run	69 (TD) 68 (TD)	Syrjyn Days vs. Mississippi State (2014 Orange) Joseph Auer vs. Penn State (1961 Gator)	
Longest Pass	80 (TD)	Reggie Ball to Nate Curry (2004 Champs)	
Longest Field Goal	52	Harrison Bulker vs. Kentucky (2016 TaxSlayer)	
Longest Interception Return	74 73	Quayshawn Nealy vs. Utah (2011 Sun) W.P. McHugh vs. St. Mary's (1947 Oil)	
Longest Fumble Return	38	P.J. Davis vs. Kentucky (2016 TaxSlayer)	
Longest Kickoff Return	44	Dennis Andrews vs. Mississippi (2013 Music City)	
Longest Punt Return	63	Willie Clay vs. Stanford (1991 Aloha)	
Longest Punt	67	Jason Bender vs. Stanford (1991 Aloha)	
Best Punting Average	49.1 (7 punts)	Chandler Anderson vs. Iowa (2010 Orange)	

FIRST-TEAM ALL-AMERICANS

YEAR	PLAYER, POS.	HOMETOWN	FIRST-TEAM ALL-AMERICA
2014	Shaquille Mason, OG	Columbia, Tenn.	USAT
2009	Derrick Morgan, DE	Coatesville, Penn.	AP, AFCA, PFW
2008	Michael Johnson, DE	Selma, Ala.	AFCA
2007	Durant Brooks, P	Macon, Ga.	Rivals, SI.com, ESPN.com, CFN, PFW
2006	*# Calvin Johnson, WR	Tyrone, Ga.	AP, AFCA, FWAA, WCF, TSN
2005	Calvin Johnson, WR	Tyrone, Ga.	AFCA
2000	* Chris Brown, T	Augusta, Ga.	AP, AFCA, FWAA, FN
1999	* Joe Hamilton, QB	Alvin, S.C.	AP, AFCA, FWAA, FN, WC
1998	* Craig Page, C	Jupiter, Fla.	AP, FWAA, TSN
1992	Coleman Rudolph, DT	Valdosta, Ga.	WCF, SH, TSN
1992	Scott Sisson, K	Marietta, Ga.	WCF
1991	Marco Coleman, OLB	Dayton, Ohio	SH, FWAA
1990	Marco Coleman, OLB	Dayton, Ohio	SH
1990	* # Ken Swilling, FS	Toccoa, Ga.	AP, UPI, SH, AFCA, FWAA, WCF, TSN, FN
1986	John Davis, T	Ellijay, Ga.	SH
1985	John Davis, T	Ellijay, Ga.	TSN
1985	Pat Swilling, DE	Toccoa, Ga.	FWAA
1978	Don Bessilleu, DB	Decatur, Ga.	TSN
1977	Lucius Sanford, LB	Atlanta, Ga.	AFCA, TSN
1974	Randy Rhino, DB	Charlotte, N.C.	WCF
1973	* Randy Rhino, DB	Charlotte, N.C.	UPI, AFCA, WCF
1972	Randy Rhino, DB	Charlotte, N.C.	FWAA
1971	Smylie Gebhart, DE	Meridian, Miss.	AP
1970	* Rock Perdoni, DT	Wellesley, Mass.	AP, UPI, AFCA, FWAA, TSN, Central Press, WCF
1966	* Jim Breland, C	Blacksburg, Va.	AP, UPI, NEA, AFCA, Central Press
1966	Lenny Snow, TB	Daytona Beach, Fla.	FWAA
1964	Gerry Bussell, DB	Jacksonville, Fla.	TSN
1963	Billy Lothridge, QB	Gainesville, Ga.	AP, FWAA
1963	Billy Martin, E	Gainesville, Ga.	NEA, TSN
1962	Rufus Guthrie, G	Atlanta, Ga.	AFCA, FWAA
1959	* Maxie Baughan, C	Bessemer, Ala.	AP, UPI, AFCA, TSN
1957	Don Stephenson, C	Bessemer, Ala.	UPI, TSN
1956	Allen Ecker, G		NYDN
1956	Don Stephenson, C	Bessemer, Ala.	FWAA
1953	Larry Morris, C	Decatur, Ga.	AP, UP, AA, Colliers, TSN
1952	Pete Brown, OC	Rossville, Ga.	AP
1952	Leon Hardeman, HB	Lafayette, Ga.	INS, AA, TSN
1952	Buck Martin, E	Haleyville, Ala.	Colliers
1952	* Hal Miller, OT	Kingsport, Tenn.	UP, NEA, TSN, FWAA
1952	Bobby Moorhead, DB	Miami, Fla.	AP, INS
1952	George Morris, LB	Vicksburg, Miss.	NEA, FWAA
1951	Ray Beck, G	Cedartown, Ga.	AP-D, NEA-D, FWAA, Colliers
1951	Lamar Wheat, DT	Chattanooga, Tenn.	INS
1948	George Brodnax, E	Atlanta, Ga.	Colliers
1948	Bill Healy, DG		NEA, INS, TSN, FWAA
1947	* Bobby Davis, T	Columbus, Ga.	INS, UP, NEA, AFCA, Colliers, TSN, FWAA
1946	* Paul Duke, C	Atlanta, Ga.	AP, UP, NEA, Colliers, AA, AFCA, WCF
1944	* Phil Tinsley, E	Bessemer, Ala.	INS, AP, NEA, WCF, AA, Colliers, FN, TSN
1943	John Steber, G		INS, AP, AA, WCF
1942	Harvey Hardy, G	Marion, Ala.	INS, UP, NEA, Newsweek
1939	Robert L. Ison, E	Atlanta, Ga.	Hearst
1928	Warner Mizell, HB		INS, NANA
1928	Peter Pund, C	Augusta, Ga.	INS, WCF, AA, Colliers, UP, NEA
1928	Frank Speer, T	Atlanta, Ga.	AP
1920	* Bill Fincher, E		WCF
1918	* Bill Fincher, E		Menke
1918	* A.M. (Bum) Day, C		WCF
1918	* Joe Guyon, T-HB	White Earth, Minn.	Menke
1917	Walker Carpenter, T	Newman, Ga.	Menke
1917	* Everett Strupper, HB		Menke, NEA

KEY	
*	Consensus All-America
#	Unanimous All-America
AA	All-America Board
AFCA	Football Coaches
AP	Associated Press
CBS	CBS Sports
CFN	College Football News
FD	Football Digest
FN	Football News
FWAA	Football Writers Association
INS	International News Service
Menke	Frank Menke Syndicate
NANA	North American Newspaper Alliance
NEA	Newspaper Enterprise Association
NYDN	New York Daily News
PFW	Pro Football Weekly
Rivals	Rivals.com
SH	Scripps-Howard News Service
SI	Sports Illustrated
TSN	The Sporting News
UP/UI	United Press/International
USAT	USA TODAY
WCF	Walter Camp Foundation



Calvin Johnson became the latest of Georgia Tech's 17 all-time consensus first-team All-Americans when he earned the recognition in 2006.

ALL-AMERICANS

YEAR	PLAYER, POS.	ALL-AMERICA		
1916	George "Pup" Phillips, C	WCF (3rd)	Eddie Prokop, HB	AP (2nd), UP (2nd), TSN (2nd), INS (2nd), Central Press (2nd), FD (2nd)
1917	Walker "Big Six" Carpenter, T	Menke (1st), WCF (unknown)	John Steber, G	AP (1st), AA Board (1st), INS (1st), UP (2nd), TSN (2nd)
	Joe Guyon, HB	NEA (2nd), WCF (unknown)		
	Judy Harlan, FB	WCF (unknown)	1944 Phil Tinsley, E *	AA Board (1st), TSN (1st), AP (1st), INS (1st), NEA (1st), WCF (1st), FN (1st), Central Press (1st), Grantland Rice (1st), UP (2nd), FWAA (2nd), FD (2nd)
	Albert "Buster" Hill, QB	INS (2nd), WCF (unknown)		
	George "Pup" Phillips, C	WCF (unknown)	Frank Broyles, HB	
	Everett Strupper, HB*	Menke (1st), NEA (1st), INS (2nd), WCF (unknown)	1946 Paul Duke, C *	AP (1st), UP (1st), NEA (1st), WCF (1st), Colliers (1st), AA Board (1st), AFCA (1st), FWAA (2nd)
1918	Ashl "Bum" Day, C*	WCF (1st)		
	Bill Fincher, E*	Menke (1st), WCF (2nd)		
	Ralph "Buck" Flowers, FB	WCF (2nd)		
	Joe Guyon, HB*	Menke (1st)	1947 Bobby Davis, T	FWAA (3rd)
1920	Bill Fincher, E*	WCF (1st)	Bobby Davis, T *	INS (1st), UP (1st), AFCA (1st), Colliers (1st), FWAA (1st), TSN (1st), NEA (1st)
	Ralph "Buck" Flowers, FB	INS (3rd)		
1921	David "Red" Barron, FB	WCF (3rd), INS (3rd)	Bill Healy, DG	FWAA (3rd)
	Judy Harlan, FB	Football World (3rd), NEA (3rd)	1948 George Brodnax, E	Colliers (1st)
1922	David "Red" Barron, FB	WCF (2nd), Menke (2nd)	Bill Healy, DG	NEA (1st), INS (1st), TSN (1st), FWAA (1st)
1924	Walter Godwin, G	INS (3rd)		
	Doug Wycoff, FB	INS (2nd)	1951 Ray Beck, G	AP (1st), NEA (1st), FWAA (1st), Colliers (1st)
1925	Walter Godwin, G	Grantland Rice (2nd)	Lamar Wheat, DT	INS (1st)
	Doug Wycoff, FB	UP (2nd), INS (3rd)	1952 Pete Brown, C	AP (1st), NEA (2nd)
1928	Roy "Father" Lumpkin, FB	NEA (3rd)	Leon Hardeman, HB	INS (1st), AA Board (1st), TSN (1st), NEA (2nd), UP (2nd)
	Warner Mizell, HB	NANA (1st), INS (1st), AP (2nd), UP (2nd), Central Press (2nd), NEA (2nd), AA Board (3rd)		
		Grantland Rice (1st), AA Board (1st), UP (1st), NEA (1st), INS (1st), NANA (2nd), Central Press (2nd), AP (3rd)	Buck Martin, E	Colliers (1st)
		AP (1st)	Hal Miller, OT *	UP (1st), NEA (1st), TSN (1st), FWAA (1st)
	Peter Pund, C*	Grantland Rice (1st), AA Board (1st), UP (1st), NEA (1st), INS (1st), NANA (2nd), Central Press (2nd), AP (3rd)		
	Frank Speer, T	AP (1st)	Bobby Moorhead, DB	AP (1st), INS (1st)
1930	Vance Maree	INS (3rd)	George Morris, LB	NEA (1st), FWAA (1st), AP (2nd)
1937	Bill Jordan, E	AP (2nd), INS (2nd), NEA (3rd)	1953 Larry Morris, C *	AP (1st), UP (1st), AA Board (1st), Colliers (1st), TSN (1st), INS (2nd)
1938	Jack Chivington, G	Hearst (2nd)		
1939	Bob Ison, E	Hearst (1st), Central Press (3rd), NEA (3rd)	1955 Franklin Brooks, G	UP (3rd)
		UP (3rd)	1956 Allen Ecker, G	NYDN (1st), INS (2nd), UP (2nd)
1940	Bob Ison, E	UP (3rd)	Don Stephenson, C	FWAA (1st), AP (2nd), UP (3rd)
1942	Clint Castleberry, RB	UP (2nd), INS (2nd), NEA (2nd), AP (3rd), TSN (3rd)	1957 Don Stephenson, C	UPI (1st), TSN (1st)
	Harvey Hardy, G *	UP (1st), INS (1st), NEA (1st), Central Press (1st), Newsweek (1st), AP (2nd)	1959 Maxie Baughan, C *	AP (1st), UPI (1st), AFCA (1st), FN (1st), TSN (1st)
	Ed Ryckley, G	Football News (2nd)		
1943	George Manning, C	TSN (2nd)	1961 Rufus Guthrie, G	TSN (3rd)




Everett Strupper was one of six Georgia Tech All-Americans in 1917.




After earning All-America recognition as a freshman in 1942, Clint Castleberry enlisted in the U.S. Army Air Force to fight in World War II. He was killed in action while co-piloting a B-26 Marauder in Africa on Nov. 7, 1944. His No. 19 remains Georgia Tech football's only retired number.

1962	Rufus Guthrie, G	AFCA (1st), FWAA (1st), FN (1st), NEA (2nd), AP (2nd), UPI (2nd)	Scott Sisson, K	WCF (1st), AP (2nd), TSN (2nd), FN (2nd)
	Billy Lothridge, QB	UPI (3rd)	1994	Jason Bender, P
	Mike McNames, FB	NEA (3rd)	1996	Curtis McGee, T
	Dave Watson, G	UPI (3rd)	1997	Rodney Williams, P
1963	Billy Lothridge, QB	AP (1st), FWAA (1st), UPI (2nd)	1998	Craig Page, C *
	Billy Martin, E	NEA (1st), TSN (1st), UPI (2nd)	1999	Joe Hamilton, QB *
1964	Gerry Bussell, DB	TSN (1st)		Jon Carman, T
	Bill Curry, C	AFCA (2nd)	2000	Chris Brown, T *
1966	Lenny Snow, TB	FWAA (1st), FN (2nd)		Durant Brooks, P
	Jim Breland, C *	AP (1st), UPI (1st), NEA (1st), AFCA (1st), FN (1st), Central Press (1st)	2001	Greg Gathers, DE
1969	Rock Perdoni, DT	AP (3rd)	2005	Calvin Johnson, WR
1970	Rock Perdoni, DT *	AP (1st), UPI (1st), AFCA (1st), WCF (1st), FWAA (1st), TSN (1st), Central Press (1st)	2006	Calvin Johnson, WR * #
1971	Smylie Gebhart, DE	AP (1st)		Philip Wheeler, LB
1972	Randy Rhino, DB	FWAA (1st), AP (2nd)	2007	Durant Brooks, P
1973	Randy Rhino, DB *	UPI (1st), AFCA (1st), WCF (1st)		Vance Walker, DT
1974	Randy Rhino, DB	WCF (1st), AP (2nd), UPI (2nd)	2008	Morgan Burnett, S
1975	Leo Tierney, C	AP (3rd)		Michael Johnson, DE
1976	Leo Tierney, C	UPI (2nd), AP (3rd)	2009	Cord Howard, OL
1977	Lucius Sanford, LB	AFCA (1st), TSN (1st), AP (2nd)		Derrick Morgan, DE
1978	Don Besslieu, DB	TSN (1st)		Demaryius Thomas, WR
	Eddie Lee Ivery, RB	AP (2nd), UPI (2nd)	2011	Omoregie Uzzi, OL
1984	Robert Lavette, RB	FN (3rd)	2012	Omoregie Uzzi, OL
1985	John Davis, OL	TSN (1st), FN (2nd)	2013	Jeremiah Attaochu, DE
	Pat Swilling, OLB	FWAA (1st), FN (3rd)	2014	Shaquille Mason, OG
1986	John Davis, OL	SH (1st), UPI (2nd)		
1989	Ken Swilling, FS	AP (3rd)		
1990	Marco Coleman, OLB	SH (1st)		
	Ken Swilling, FS*#	AP (1st), UPI (1st), WCF (1st), AFCA (1st), FWAA (1st), TSN (1st), FN (1st)		
1991	Willie Clay, CB	AP (2nd), UPI (2nd), TSN (2nd), FN (2nd)		
	Marco Coleman, OLB	FWAA (1st), SH (1st), AP (2nd), UPI (2nd), FN (2nd), TSN (2nd)		
1992	Coleman Rudolph, DT	WCF (1st), TSN (1st), SH (1st), AP (2nd), FN (2nd)		



Randy Rhino is the only three-time All-American in Georgia Tech football history.



Joe Hamilton was a consensus first-team All-American in 1999 and finished second in voting for the Heisman Trophy.



NATIONAL AWARDS

AFCA ALLSTATE GOOD WORKS TEAM

2016	KeShun Freeman
2019	Jahaziel Lee

BILETNIKOFF AWARD

RECEIVER

1998	Dez White (Semifinalist)
1999	Dez White (Semifinalist)
2005	Calvin Johnson (Semifinalist)
2006	Calvin Johnson (Winner)
2009	Demaryius Thomas (Semifinalist)

BROYLES AWARD

ASSISTANT COACH

1998	Ralph Friedgen (Finalist)
1999	Ralph Friedgen (Winner)

BURLSWORTH TROPHY

TOP FORMER WALK-ON

2010	Sean Bedford (Winner)
------	-----------------------

BUTKUS AWARD

LINEBACKER

1991	Marco Coleman (Finalist)
------	--------------------------

BEDNARIK AWARD

DEFENSE

2008	Vance Walker (Semifinalist)
------	-----------------------------

DAVEY O'BRIEN AWARD

QUARTERBACK

1992	Shawn Jones (Finalist)
1999	Joe Hamilton (Winner)

DOAK WALKER AWARD

RUNNING BACK

2009	Jonathan Dwyer (Semifinalist)
------	-------------------------------

DRADDY TROPHY

"ACADEMIC HEISMAN"

2008	Darryl Richard (Finalist)
------	---------------------------

JIM THORPE AWARD

DEFENSIVE BACK

1989	Ken Swilling (6th)
1990	Ken Swilling (Finalist/3rd)
1991	Willie Clay (Semifinalist)
2003	James Butler (Semifinalist)
2004	James Butler (Semifinalist)

JOHNNY UNITAS AWARD

SENIOR QUARTERBACK

1992	Shawn Jones (Finalist)
1999	Joe Hamilton (Finalist)

LOMBARDI AWARD

LINEMAN

1970	Rock Perdoni (Finalist)
1992	Coleman Rudolph (Semifinalist)

LOU GROZA AWARD

PLACEKICKER

1992	Scott Sisson (Finalist)
2000	Luke Manget (Semifinalist)
2004	Travis Bell (Semifinalist)
2007	Travis Bell (Semifinalist)

HEISMAN TROPHY

VOTING

1942	Clint Castleberry, HB (3rd)
1943	Eddie Prokop, HB (5th)
1962	Billy Lothridge, QB (8th)
1963	Billy Lothridge, QB (2nd)
1966	Lenny Snow, TB (14th)
1978	Eddie Lee Ivery, TB (8th)
1999	Joe Hamilton, QB (2nd)
2006	Calvin Johnson, WR (10th)

LOWE'S SENIOR CLASS AWARD

2008	Darryl Richard (Finalist)
2010	Sean Bedford (Finalist)

MAXWELL AWARD

NATIONAL PLAYER

1999	Joe Hamilton, QB (Finalist)
2006	Calvin Johnson, WR (Semifinalist)

MOSI TATUPU AWARD

SPECIAL TEAMS

1997	Rodney Williams (Finalist)
1998	Rodney Williams (Finalist)
2001	Kelly Campbell (Finalist)

OUTLAND TROPHY

LINEMAN

1998	Craig Page, C (Finalist)
------	--------------------------

RAY GUY AWARD

PUNTER

2006	Durant Brooks (Finalist)
2007	Durant Brooks (Winner)

RIMINGTON TROPHY

CENTER

2003	Hugh Reilly, C (Finalist)
------	---------------------------

TED HENDRICKS AWARD

DEFENSIVE END

2009	Derrick Morgan (Finalist)
------	---------------------------

PRESEASON ALL-AMERICA

PLAYBOY MAGAZINE

1962	Dave Watson, G
1970	Rock Perdoni, DL
1974	Randy Rhino, DB
1976	Leo Tierney, C
1977	Lucius Sanford, LB
1987	Riccardo Ingram, DB
1991	Ken Swilling, DB
	Marco Coleman, OLB
2002	Dan Dyke, P (scholar-athlete)
2007	Durant Brooks, P

NATIONAL PLAYER OF THE WEEK

SPORTS ILLUSTRATED

Oct. 8, 1966	– Kim King, QB vs. Tennessee
Oct. 29, 1984	– John Davis, T vs. Clemson
Oct. 15, 1988	– Andre Thomas, DB vs. South Carolina
Oct. 13, 1989	– Ken Swilling, DB vs. Clemson

AT&T

Nov. 29, 2008	– Roddy Jones, RB vs. Georgia
---------------	-------------------------------

WALTER CAMP

Oct. 29, 2016	– Justin Thomas, QB vs. Duke
---------------	------------------------------

MANNING AWARD STAR OF THE WEEK

Sept. 4, 2017	– TaQuon Marshall, QB vs. Tennessee
---------------	-------------------------------------

DAVEY O'BRIEN "GREAT 8"

Sept. 4, 2017	– TaQuon Marshall, QB vs. Tennessee
---------------	-------------------------------------

NCAA SILVER ANNIVERSARY AWARD

DISTINGUISHED STUDENT-ATHLETE ON 25TH ANNIVERSARY OF END OF INTERCOLLEGIATE ATHLETICS ELIGIBILITY

1980	Larry Morris (1955)
2000	Steve Raible (1975)

ACADEMIC AWARDS

COSIDA ACADEMIC ALL-AMERICA HALL OF FAME

1996	Wade Mitchell
------	---------------



The CoSIDA Academic All-America Hall of Fame recognizes former Academic All-America student-athletes who graduated at least 10 years prior and have gone on to great success after athletics. Wade Mitchell became Georgia Tech's first inductee in 1996. An Academic All-America in 1955, the former standout quarterback and safety went on to become a prominent Atlanta banking executive.

NCAA POSTGRADUATE SCHOLARSHIP

1968	Bill Eastman
1975	James Robinson
1981	Sheldon Fox
1983	Ellis Gardner
1986	John Ivmeyer
2002	Dan Dyke



NATIONAL FOOTBALL FOUNDATION SCHOLAR-ATHLETE

1968	Bill Eastman
1980	Sheldon Fox

ACADEMIC ALL-AMERICA

1952	Ed Gossage, G (1st)
	Larry Morris, LB (1st)
	Cecil Trainer, E (1st)
1954	John Hunsinger, FB (1st)
1955	Wade Mitchell, B (1st)
1956	Allen Ecker, G (1st)
1958	Floyd Faucette, B (2nd)
1966	Foster Watkins, G (3rd)
	W.J. Blaine, LB (1st)
	Jim Breland, C (1st)
	Bill Eastman, DB (1st)
1967	Bill Eastman, DB (1st)
1980	Sheldon Fox, LB (1st)
1982	Ellis Gardner, T (2nd)
1989	Stefen Scotton, FB (2nd)
1990	Stefen Scotton, FB (1st)
1999	Dan Dyke, P (1st)
2000	Dan Dyke, P (1st)
2001	Dan Dyke, P (1st)
2002	Dan Dyke, P (1st)
2007	Darryl Richard, DT (2nd)

ACADEMIC ALL-DISTRICT

1995	Grant Baynham, TE
1996	Grant Baynham, TE
	Dave Frakes, K
1997	Dave Frakes, K
1999	Dan Dyke, P
2000	Dan Dyke, P
2001	Dan Dyke, P
2002	Dan Dyke, P
	Jeremy Muires, DB
2003	Hal Higgins, P
2007	Darryl Richard, DT
2016	Brad Stewart, WR
2018	Andrew Marshall, OL
	Malik Rivera, DB
	Brad Stewart, WR

JIM TATUM AWARD

ACC'S TOP SENIOR SCHOLAR-ATHLETE

2002	Jeremy Muires, FS
2008	Darryl Richard, DT

ACC POSTGRADUATE SCHOLARSHIP

1989	Cedric Stallworth
1996	Grant Baynham
1997	Dave Frakes
2002	Dan Dyke
2003	Hal Higgins
2004	Nate Curry
2013	Will Jackson
2015	Matt Connors

ACADEMIC ALL-ACC

1980	Ellis Gardner, T
	Mark Schultz, C
	Mark Bradley, NG
	Sheldon Fox, LB

1981	Ellis Gardner, T
	Mark Sheffield, S
1982	Ellis Gardner, T
	Sam Kelly, DE
	Eddie Fortier, FB
1983	John Ivenmeyer, T
	Rob Horton, LB
	Mike Martin, LB
1984	John Dewberry, QB
	Sam Bracken, G
	Paul Menegazzi, DB
	Chuck Easley, FB
	Tony Kepano, G
1985	Sam Bracken, G
	John Dewberry, QB
	Chuck Easley, TB
	Andy Hearn, C
	John Ivenmeyer, T
1986	Bart Jones, DB
	Steve Mullen, DE
	Cedric Stallworth, DB
	Jim Stradley, C
	Rick Strom, QB
	Mitch Waters, T
1987	Steve Mullen, DE
	Cedric Stallworth, DB
	Rick Strom, QB
1989	Steve Mullen, DT
	David Hicks, OLB
	Stefen Scotton, FB
1990	Stefen Scotton, FB
	Jay Martin, DB
1991	Jerrelle Williams, ILB
1992	Coleman Rudolph, DT
1994	Rodney Wilkerson, ILB
1995	Grant Baynham, TE
	Dave Frakes, K
1996	Dave Frakes, K
1998	Felipe Claybrooks, DE
	Mike Sheridan, SE
	Kofi Smith, CB
1999	Dan Dyke, P
	Travares Tillman, DB
2000	Felipe Claybrooks, DE
	Dan Dyke, P
	Jeremy Muires, DB
2001	Dan Dyke, P
	George Godsey, QB
	Jeremy Muires, DB
	Kelley Rhino, SP
2002	Dan Dyke, P
	Jeremy Muires, DB
	Kelley Rhino, SP
	Luke Manget, PK
	Daryl Smith, LB
2003	James Butler, DB
	Nate Curry, WR
	P.J. Daniels, RB
	John Paul Foschi, TE
	Eric Henderson, DE
	Hal Higgins, P
	Chris Reis, DB
	Gerris Wilkinson, DE
2004	Travis Bell, PK
	James Butler, DB
	Nate Curry, WR

	P.J. Daniels, RB
	Chris Reis, LB
2005	Travis Bell, PK
	Chris Reis, LB
	Kevin Tuminello, C
2006	Travis Bell, PK
	Darryl Richard, DT
	Kevin Tuminello, C
2007	Travis Bell, PK
	Tashard Choice, RB
	Colin Peek, TE
	Kevin Tuminello, C
2008	Roddy Jones, RB
	Darryl Richard, DT
	Jaybo Shaw, QB
	Cooper Taylor, S
2009	Roddy Jones, RB
	Logan Walls, DT
2010	Scott Blair, K
	Will Jackson, OG
	Roddy Jones, RB
	Logan Walls, DT
2011	Will Jackson, OG
	Preston Lyons, RB
	Jason Peters, DE
	Logan Walls, DT
2012	Ray Beno, OT
	Will Jackson, OG
2013	Ray Beno, OT
	Trey Braun, OG
	Harrison Butker, K
2014	Isaiah Johnson, S
	Trevor Stroebe, LS
2015	Trey Braun, OL
	Marcus Marshall, RB
2016	Parker Braun, OG
	Andrew Marshall, OT
	Rod Rook-Chungong, DE
2017	Brad Stewart, WR
	Parker Braun, OG
2018	Brad Stewart, WR
	Jalen Johnson, LB
	Andrew Marshall, OL
	Brant Mitchell, LB
	Malik Rivera, DB
	Brad Stewart, WR
	Parker Braun, OL
	Tre Swilling, DB
	Wesley Wells, PK
2019	David Curry, LB
	Jared Southers, OL
	Tre Swilling, DB

ACADEMIC ALL-SEC

1954	Bill Sennett, E
	Wade Mitchell, QB
1955	Wade Mitchell, QB
1956	Allen Ecker, G
	Wade Mitchell, QB
	Dickie Mattison, FB
1957	Foster Watkins, G
1958	Floyd Faucette, HB
1959	Floyd Faucette, HB
1961	Larry Stallings, T
1962	Larry Stallings, T
	Frank Sexton, E
	Tom Ballard, T



ALL-SOUTHERN CONFERENCE

ALL-SEC

1902	Jesse Thrash, T	1933	Bob Tharpe, T (AP-1st)	1948	Bill Healy, G (AP-1st)
1904	Lob Brown, T		Jimmy Slocum, E (AP-2nd)		George Brodnax, E (AP-1st)
1906	Lob Brown, E		Jack Phillips, FB (AP-2nd)		Frank Ziegler, B (AP-2nd)
1907	John Davis, T		Clyde Williams, T (AP-3rd)		Jim Vurgin, G (AP-3rd)
1910	Pat Patterson, T		Dave Wilcox, G (AP-3rd)	1949	Clay Matthews, T (AP-3rd)
1911	Roy Goree, E	1934	C.W. Williams, T (AP-2nd)		Bob McCoy, B (AP-3rd)
1914	Jim Senter, E		Shorty Roberts, B (AP-3rd)		Tom Coleman, T (AP-2nd)
1915	Wooch Fielder, B	1935	J.M. Fitzsimons, G (AP-1st)		Jimmy Jordan, B (AP-2nd)
	Froggy Morrison, B		Dutch Konemann, B (AP-3rd)	1950	Dick Harvin, E (AP-3rd)
	Jim Senter, E	1936	Dutch Konemann, B (AP-1st)		Bob Bosssons, C (UPI-1st; AP-3rd)
1916	Tommy Spense, B		J.M. Fitzsimons, G (AP-2nd)		John Weigle, E (UPI-2nd; AP-3rd)
	Everett Strupper, B	1937	Bill Jordan, E (AP-1st)	1951	Bobby North, B (AP-3rd)
	Walker Carpenter, T		Fletcher Simms, B (AP-1st)		Lum Snyder, T (AP-1st)
	Bob Lang, G		Jack Chivington, C (AP-3rd)		Darrell Crawford, QB (AP-1st; UPI-1st)
	Pup Phillips, C		Dutch Konemann, B (AP-3rd)		Lamar Wheat, DT (AP-1st; UPI-1st)
1917	Albert Hill, B	1938	J.L. Brooks, G (AP-1st)		Ray Beck, G (AP-1st; UPI-1st)
	Everett Strupper, B		Jack Chivington, C (AP-2nd)		Buck Martin, E (AP-2nd; UPI-2nd)
	Joe Guyon, B	1939	Bob Ison, E (AP-1st)		George Morris, LB (AP-2nd)
	Shorty Guill, E		Howard Ector, B (AP-2nd)		Hal Miller, T (AP-3rd)
	Bill Fincher, E		Neil Cavette, G (AP-3rd)	1952	Leon Hardeman, HB (AP-3rd; UPI-2nd)
	Walker Carpenter, T		Buck Murphy, B (AP-3rd)		Larry Morris, LB (AP-3rd)
	Pup Phillips, C	1940	Bob Ison, E (AP-2nd)		Pete Brown, C (AP-1st; UPI-2nd)
1919	Judy Harlan, B		Johnny Bosch, B (AP-3rd)		Hal Miller, T (AP-1st; UPI-2nd)
	Buck Flowers, B	1941	Charles Sanders, T (AP-2nd)		Sam Hensley, DE (AP-1st)
	Red Barron, B		George Webb, E (AP-2nd)		Buck Martin, OE (AP-2nd; UPI-1st)
	Albert Staton, E	1942	Harvey Hardy, G (AP-1st)		George Morris, LB (AP-1st; UPI-1st)
	Dummy LeBay, G		Clint Castleberry, B (AP-1st)		Larry Morris, LB (AP-1st; UPI-3rd)
	Pup Phillips, C		George Manning, C (AP-2nd)		Bobby Moorhead, DB (AP-1st)
1920	Buck Flowers, B		Jack Marshall, E (AP-3rd)		Orville Vereen, G (AP-2nd; UPI-2nd)
	Red Barron, B	1943	Phil Tinsley, E (AP-1st)		Jake Shoemaker, OG (AP-2nd)
	John Staton, E		John Steber, G (AP-1st)		Ed Gossage G (AP-3rd; UPI-3rd)
	Bill Fincher, E		Bill Chambers, T (AP-1st)		Jeff Knox, E (AP-3rd)
1921	Judy Harlan, B		Eddie Prokop, B (AP-1st)		Billy Teas, HB (AP-3rd)
	Red Barron, B		George Manning, C (AP-2nd)		Bob Sherman, DT (AP-3rd)
	Albert Staton, T		Frank Beall, G (AP-2nd)	1953	Charlie Brannon, DB (AP-3rd)
1922	Red Barron, B		Walt Kilzer, E (AP-2nd)		Larry Morris, C (AP-1st; UPI-1st)
	Oscar Davis, G		Mickey Logan, B (AP-2nd)		Glen Turner, B (AP-1st; UPI-2nd)
	Claire Frye, C		Jim Wilson, E (AP-3rd)		Bob Sherman, T (AP-2nd; UPI-3rd)
1923	Doug Wycoff, B		W.N. Smith, T (AP-3rd)		Leon Hardeman, B (AP-2nd; UPI-2nd)
	John Staton, E		Charley Hoover, G (AP-3rd)		Sam Hensley, E (AP-3rd; UPI-2nd)
1924	Doug Wycoff, B		Frank Broyles, B (AP-3rd)		Billy Teas, B (AP-3rd; UPI-2nd)
	Walter Godwin, G	1944	Phil Tinsley, E (AP-1st)		Glenn Turner, B (UPI-2nd)
1925	Doug Wycoff, B		Frank Broyles, E (AP-1st)	1954	Orville Vereen, G (UPI-2nd)
	Walter Godwin, G		Maurice Furchgott, G (AP-2nd)		Larry Morris, C (AP-2nd; UPI-1st)
	Owen Poole, C		Allen Bowen, B (AP-2nd)		Franklin Brooks, G (AP-1st; UPI-1st)
	Mack Tharpe, T		Roland Phillips, G (AP-3rd)		Henry Hair, E (AP-1st; UPI-1st)
1927	Stumpy Thomason, B		George Mathews, B (AP-3rd)		Jimmy Thompson, B (AP-3rd; UPI-3rd)
	Peter Pund, C	1945	Bobby Davis, T	1955	Franklin Brooks, G (AP-1st; UPI-1st)
	Frank Speer, T		Paul Duke, C (AP-2nd)		Henry Hair, E (UPI-1st)
	Ed Crowley, E		George Mathews, B (AP-2nd)		George Volkert, B (AP-2nd; UPI-3rd)
1928	Warner Mizell, B		George Hills, G (AP-3rd)		Jimmy Morris, C (UPI-2nd)
	Raleigh Drennon, G		Walt Kilzer, E (AP-3rd)		Carl Vereen, T (UPI-3rd)
	Peter Pund, C	1946	Bobby Davis, T (AP-1st)		Wade Mitchell (UPI-3rd)
	Frank Speer, T		Paul Duke, C (AP-1st)	1956	Don Stephenson, C (AP-1st; UPI-1st)
	Ken Thrash, T		Frank Broyles, B (AP-1st)		Ken Owen, B (AP-1st; UPI-3rd)
	Stumpy Thomason, B		Bill Healy, G (AP-2nd)		Allen Ecker, G (AP-2nd; UPI-1st)
	Tom Jones, E		Pat McHugh, B (AP-3rd)		Paul Rotenberry, B (AP-2nd; UPI-2nd)
1930	Vance Maree, T	1947	Bobby Davis, T (AP-1st)		Carl Vereen, T (AP-3rd; UPI-2nd)
1932	Monk Neblett, C		Bill Healy, G (AP-1st)		Tippy Vann, B (AP-3rd)
			Louis Hook, C (AP-3rd)		Jimmy Johnson, G (UPI-2nd)
			George Brodnax, E (AP-3rd)		Wade Mitchell, QB (UPI-3rd)
			Allen Bowen, B (AP-3rd)		George Volkert, B (UPI-3rd)
				1957	Don Stephenson, C (AP-1st; UPI-1st)
					Jerry Nabors, E (AP-2nd; UPI-2nd)



- 1958 Gerald Burch, T (AP-3rd)
Maxie Baughan, C (AP-3rd)
Floyd Faucette, B (AP-3rd)
- 1959 Maxie Baughan, C (AP-1st; UPI-2nd)
Gerald Burch, T (UPI-2nd)
Toby Deese, C (AP-2nd)
Taz Anderson, B (AP-3rd)
Billy Shaw, T (UPI-3rd)
- 1960 Billy Shaw, T (AP-1st; UPI-1st)
Gerald Burch, T (AP-2nd; UPI-2nd)
Billy Williamson, B (AP-2nd; UPI-2nd)
Chick Graning, B (UPI-3rd)
Ed Nutting, T (UPI-3rd)
- 1961 Dave Watson, G (AP-1st; UPI-1st)
Harold Erickson, B (AP-2nd)
Billy Williamson, B (AP-3rd; UPI-3rd)
Rufus Guthrie, G (UPI-2nd)
- 1962 Rufus Guthrie, G (AP-1st; UPI-1st)
Dave Watson, G (AP-3rd; UPI-1st)
Billy Lothridge, QB (AP-1st; UPI-1st)
Billy Martin, E (AP-2nd; UPI-1st)
Larry Stallings, G (AP-3rd)
Mike McNames, B (AP-3rd; UPI-3rd)
Ted Davis, E (UPI-3rd)
- 1963 Billy Lothridge, QB (AP-1st; UPI-1st)
Billy Martin, E (AP-1st; UPI-1st)
Dave Simmons, C (AP-2nd)
Ted Davis, E (UPI-3rd)

- 1989 Jerry Mays, RB (AP – 1st, UPI – 1st)
Eric Thomas, LB (AP – 1st, UPI – 1st)
Ken Swilling, DB (AP – 1st, UPI – 1st)
- 2001 Darryl Jenkins, T (AP – 2nd)
Willie Burks, DT (AP – 2nd)
- 1990 Ken Swilling, FS (1st)
Calvin Tiggle, ILB (1st)
Willie Clay, CB (1st)
Joe Siffri, G (1st)
Marco Coleman, OLB (1st)
Tom Covington, TE (2nd)
Emmett Merchant, WR (2nd)
Jeremiah McClary, DT (2nd)
Shawn Jones, QB (2nd)
Darryl Jenkins, T (2nd)
- 1991 Willie Clay, CB (1st)
Marco Coleman, OLB (1st)
Mike Mooney, T (1st)
Coleman Rudolph, DT (1st)
Shawn Jones, QB (2nd)
Greg Lester, FL (2nd)
Jerrelle Williams, ILB (2nd)
- 1992 Coleman Rudolph, DT (1st)
Scott Slisson, K (1st)
- 1993 Dorsey Levens, RB (1st)
Jamal Cox, ILB (2nd)
William Bell, RB (3rd)
Brian Bravy, G (3rd)
Michael Cheever, C (3rd)
- 1994 Jason Bender, FL (1st)
Jamal Cox, ILB (2nd)
Brian Bravy, G (2nd)
Lethon Flowers, CB (2nd)
- 1995 Michael Cheever, C (2nd)
Al Jackson, NG (2nd)
Nathan Perryman, CB (2nd)
Ron Rogers, ILB (2nd)
C.J. Williams, TB (2nd)
- 1996 Curtis McGee, T (1st)
Harvey Middleton, FL (1st)
Nathan Perryman, CB (2nd)
- 1997 Rodney Williams, P (1st)
Keith Brooking, LB (2nd)
Ken Celaj, T (2nd)
Ralph Hughes, DE (2nd)
- 1998 Joe Hamilton, QB (1st)
Craig Page, C (1st)
Rodney Williams, P (1st)
Jason Burks, G (2nd)
Charlie Rogers, SP (2nd)
Jesse Tarplin, DE (2nd)
Travares Tillman, FS (2nd)
Dez White, SE (2nd)
- 1999 Joe Hamilton, QB (1st)
Jon Carman, T (1st)
Kelly Campbell, FL (1st)
Jason Burks, G (2nd)
Travares Tillman, FS (2nd)
Dez White, SE (2nd)
Chris Brown, T (1st)
- 2000 Greg Gathers, DE (1st)
Brent Key, G (1st)
Luke Manget, PK (1st)
Kelly Campbell, WR/SP (2nd)
George Godsey, QB (2nd)

- Jeremy Muyses, DB (2nd)
Nick Rogers, DE (2nd)
- 2001 Joe Burns, RB (1st)
Nat Dorsey, T (1st)
Kelly Campbell, WR (1st)
Nat Dorsey, T (1st)
Greg Gathers, DE (1st)
Luke Manget, PK (1st)
Kelley Rhino, SP (1st)
Jeremy Muyses, DB (2nd)
Nick Rogers, DE (2nd)
- 2002 Jeremy Muyses, DB (1st)
Nat Dorsey, T (2nd)
Luke Manget, PK (2nd)
Kerry Watkins, WR (2nd)
Recardo Wimbush, LB (2nd)
- 2003 James Butler, FS (1st)
P.J. Daniels, RB (1st)
Keyaron Fox, LB (1st)
Eric Henderson, DE (1st)
Hugh Reilly, C (1st)
Jonathan Smith, WR (2nd)
- 2004 James Butler, FS (1st)
Calvin Johnson, WR (1st)
Travis Bell, PK (2nd)
Eric Henderson, DE (2nd)
Gerris Wilkinson, LB (2nd)
Chris Reis, LB (hm)
- 2005 Calvin Johnson, WR (1st)
P.J. Daniels, RB (2nd)
Eric Henderson, DE (2nd)
Dawan Landry, FS (2nd)
Gerris Wilkinson, LB (2nd)
Brad Honeycutt, OT (hm)
- 2006 Joe Anoa'i, DT (1st)
Durant Brooks, P (1st)
Calvin Johnson, WR (1st)
Jamal Lewis, S (1st)
Tashard Choice, RB (2nd)
Adamm Oliver, DE (2nd)
Phillip Wheeler, LB (2nd)
Reggie Ball, QB (hm)
Andrew Gardner, OT (hm)
KaMichael Hall, LB (hm)
- 2007 Travis Bell, PK (1st)
Durant Brooks, P (1st)
Tashard Choice, RB (1st)
Andrew Gardner, OT (1st)
Vance Walker, DT (1st)
Darrell Robertson, DE (2nd)
Kevin Tuminello, C (2nd)
Philip Wheeler, LB (2nd)
Jamal Lewis, S (hm)
- 2008 Jonathan Dwyer, RB (1st)
Andrew Gardner, OT (1st)
Michael Johnson, DE (1st)
Vance Walker, DT (1st)
Morgan Burnett, S (2nd)
Cord Howard, OL (2nd)
Darryl Richard, DT (2nd)
Derrick Morgan, DE (hm)
- 2009 Sean Bedford, OL (1st)
Jonathan Dwyer, RB (1st)
Cord Howard, OL (1st)
Derrick Morgan, DE (1st)
Joshua Nesbitt, QB (1st)

SEC COACH OF THE YEAR

- 1939 William Alexander (Nashville Banner)
- 1951 Bobby Dodd (AP)

ALL-SOUTHERN INDEPENDENT

- 1968 John Sias, SE
Joel Stevenson, TE
Buck Shiver, LB
Billy Kinard, DB
- 1969 Rock Perdoni, DT
Jeff Ford, DB
John Riggle, LB
Joe Vitunic, OG
- 1970 Brent Cunningham, HB
Bill Flowers, LB
Jeff Ford, DB
Richard Gardner, OG
Rick Lantz, OT
Rock Perdoni, DT
- 1971 Rick Lantz, OT

ALL-ACC

- 1982 Robert Lavette, TB
- 1984 John Dewberry, QB
Tony Kepano, G (AP)
Robert Lavette, TB
Ken Whisenhunt, TE
- 1985 Cleve Pounds, DB
Ted Roof, LB
Pat Swilling, DE
- 1986 Kyle Ambrose, DT
John Davis, C
Riccardo Ingram, DB
- 1988 Cedric Stallworth, DB
Willis Crockett, LB

HONORS AND AWARDS

	Demaryius Thomas, WR (1st)	Quayshawn Nealy, LB (2nd – C, 3rd – M)	David Curry, LB (hm)
	Morgan Burnett, S (2nd)	DeAndre Smelter, WR (2nd – C, 3rd – M)	Jack DeFoor, OL (hm)
	Brad Jefferson, LB (hm)	Justin Thomas, QB (2nd – C, 3rd – M)	Tre Swilling, DB (hm)
2010	Anthony Allen, RB (1st)	Jamal Golden, DB (3rd – M, C)	
	Sean Bedford, C (1st)	Freddie Burden, C (hm – M)	<i>M – Media, C – Coaches</i>
	Omoregie Uzzi, G (2nd)	Bryan Chamberlain, OT (hm – M)	
2011	Omoregie Uzzi, G (1st)	P.J. Davis, LB (hm – M)	TWO-TIME FIRST-TEAM ALL-ACC
	Julian Burnett, LB (2nd)	Synjin Days, BB (hm – M, C)	Robert Lavette 1982, 1984
	Jeremiah Attaochu, LB (hm)	KeShun Freeman, DE (hm – M)	Ken Swilling 1989, 1990
	Rod Sweeting, CB (hm)	Jamal Golden, RET (hm – M)	Willie Clay 1990, 1991
2012	Omoregie Uzzi, G (1st – M, C)	D.J. White, DB (hm – M)	Coleman Rudolph 1991, 1992
	Jeremiah Attaochu, LB (hm – M, C)	Adam Gotsis, DT (3rd – C, hm – M)	Rodney Williams 1997, 1998
	T.J. Barnes, DT (hm – C)	Freddie Burden, C (hm – C)	Joe Hamilton 1998, 1999
	Jay Finch, C (hm – M, C)	Trey Braun, OL (hm – M)	Kelly Campbell 1999, 2001
	Jamal Golden, SP (hm – C)	Bryan Chamberlain, OL (hm – M)	Greg Gathers 2000, 2001
	Will Jackson, OL (hm – M)	Freddie Burden, C (3rd – C, M)	Luke Manget 2000, 2001
	Orwin Smith, RB (hm – M, C)	Harrison Butker, PK (hm – M)	James Butler 2003, 2004
2013	Shaquille Mason, G (1st – M; 3rd – C)	Patrick Gamble, DL (hm – M)	Durant Brooks 2006, 2007
	Jeremiah Attaochu, DE (1st – C; 2nd – M)	KirVonte Benson, RB (2nd)	Andrew Gardner 2007, 2008
	Robert Godhigh, RB (hm – M)	Parker Braun, OL (2nd)	Vance Walker 2007, 2008
	Will Jackson, OL (hm – M)	Pressley Harvin III, P (3rd)	Jonathan Dwyer 2008, 2009
	David Sims, RB (hm – M, C)	Shamire Devine, OL (hm)	Sean Bedford 2009, 2010
2014	Adam Gotsis, DL (2nd – M, C)	Parker Braun, OL (1st)	Omoregie Uzzi 2011, 2012
	Zach Laskey, BB (2nd – M, C)	Pressley Harvin III, P (2nd)	
	Shaquille Mason, OG (2nd – M, C)	Jordan Mason, RB (3rd)	THREE-TIME FIRST-TEAM ALL-ACC
			Calvin Johnson 2004, 2005, 2006

FIRST-TEAM ALL-ACC SELECTIONS BY POSITION / YEAR													
YEAR	TEAMS	RB	QB	WR	TE	OL	DL	LB	DB	P	K	SP	TOTAL
1982	8	1	-	-	-	-	-	-	-	-	-	-	1
1983	8	-	-	-	-	-	-	-	-	-	-	-	0
1984	8	1	1	-	1	1	-	-	-	-	-	-	4
1985	8	-	-	-	-	-	1	1	1	-	-	-	3
1986	8	-	-	-	-	1	1	-	1	-	-	-	3
1987	8	-	-	-	-	-	-	-	-	-	-	-	0
1988	8	-	-	-	-	-	-	1	1	-	-	-	2
1989	8	1	-	-	-	-	-	1	1	-	-	-	3
1990	8	-	-	-	-	1	-	2	2	-	-	-	5
1991	9	-	-	-	-	1	1	1	1	-	-	-	4
1992	9	-	-	-	-	-	1	-	-	-	1	-	2
1993	9	1	-	-	-	-	-	-	-	-	-	-	1
1994	9	-	-	1	-	-	-	-	-	-	-	-	1
1995	9	-	-	-	-	-	-	-	-	-	-	-	0
1996	9	-	-	1	-	1	-	-	-	-	-	-	2
1997	9	-	-	-	-	-	-	-	-	1	-	-	1
1998	9	-	1	-	-	1	-	-	-	1	-	-	3
1999	9	-	1	1	-	1	-	-	-	-	-	-	3
2000	9	-	-	-	-	2	1	-	-	-	1	-	4
2001	9	1	-	1	-	1	1	-	-	-	1	1	6
2002	9	-	-	-	-	-	-	-	1	-	-	-	1
2003	9	1	-	-	-	1	1	1	1	-	-	-	5
2004	11	-	-	1	-	-	-	-	1	-	-	-	2
2005	12	-	-	1	-	-	-	-	-	-	-	-	1
2006	12	-	-	1	-	-	1	-	1	1	-	-	4
2007	12	1	-	-	-	1	1	-	-	1	1	-	5
2008	12	1	-	-	-	1	2	-	-	-	-	-	4
2009	12	1	1	1	-	2	1	-	-	-	-	-	6
2010	12	1	-	-	-	1	-	-	-	-	-	-	2
2011	12	-	-	-	-	1	-	-	-	-	-	-	1
2012	12	-	-	-	-	1	-	-	-	-	-	-	1
2013	14	-	-	-	-	1	1	-	-	-	-	-	2
2014	14	-	-	-	-	-	-	-	-	-	-	-	0
2015	14	-	-	-	-	-	-	-	-	-	-	-	0
2016	14	-	-	-	-	-	-	-	-	-	-	-	0
2017	14	-	-	-	-	-	-	-	-	-	-	-	0
2018	14	-	-	-	-	1	-	-	-	-	-	-	1
2019	14	-	-	-	-	-	-	-	-	-	-	-	0
TOTAL		10	4	8	1	20	13	7	11	4	4	1	83



ACC PLAYER OF THE YEAR

1999 Joe Hamilton, QB
2006 Calvin Johnson, WR
2008 Jonathan Dwyer, RB

ACC OFFENSIVE PLAYER OF THE YEAR

2008 Jonathan Dwyer, RB

ACC DEFENSIVE PLAYER OF THE YEAR

2009 Derrick Morgan, DE

ACC ROOKIE OF THE YEAR

1983 Cory Collier, TB
1985 Jerry Mays, TB
1989 Shawn Jones, QB
1991 Jimmy Lincoln, RB
2003 Reggie Ball, QB
2004 Calvin Johnson, WR

ACC COACH OF THE YEAR

1985 Bill Curry
1990 Bobby Ross
1998 George O'Leary
2000 George O'Leary
2008 Paul Johnson
2009 Paul Johnson
2014 Paul Johnson (M, C)

JACOBS BLOCKING TROPHY

1998 Craig Page, C

BRIAN PICCOLO AWARD

ACC'S MOST COURAGEOUS PLAYER

1989 Jerry Mays, RB
2000 Ed Wilder, FB
2013 Robert Godhigh, RB

ANTHONY J. MCKEVLIN AWARD

ACC MALE ATHLETE OF THE YEAR

1987 Riccardo Ingram
2000 Joe Hamilton

ACC 50th ANNIVERSARY TEAM

SELECTED IN 2002

Marco Coleman, OLB
Joe Hamilton, QB
Ken Swilling, DB

ACC PLAYERS OF THE WEEK

2004

9/13 Rookie Calvin Johnson
10/11 Defensive Lineman Eric Henderson
10/18 Rookie Calvin Johnson
11/8 Rookie Rashaun Grant
Defensive Back Reuben Houston
11/15 Rookie Calvin Johnson
11/22 Rookie Calvin Johnson

2005

9/6 Offensive Lineman Brad Honeycutt
9/12 Offensive Back Reggie Ball
10/31 Defensive Lineman Eric Henderson
11/21 Defensive Back KaMichael Hall
Specialist Ben Arndt

2006

9/11 Defensive Back
9/25 Offensive Back
10/2 Offensive Back
Defensive Lineman
10/9 Defensive Back
10/30 Defensive Lineman
Specialist
11/6 Offensive Back
11/20 Specialist

2007

9/4 Offensive Lineman
Specialist
9/10 Rookie
10/1 Offensive Lineman
10/15 Offensive Back
Offensive Lineman
11/19 Specialist

2008

9/1 Offensive Lineman
9/8 Defensive Lineman
9/22 Offensive Lineman
10/6 Rookie
10/13 Defensive Lineman
11/3 Defensive Lineman
12/1 Offensive Back

2009

9/12 Defensive Lineman
9/12 Specialist
9/26 Offensive Lineman
Defensive Back
10/3 Defensive Lineman
10/10 Offensive Lineman
10/17 Offensive Lineman
11/14 Offensive Lineman
Defensive Lineman

2010

9/7 Offensive Lineman
9/20 Defensive Lineman
Specialist
10/4 Specialist
10/10 Offensive Back
11/22 Defensive Back

2011

9/6 Receiver
9/19 Offensive Lineman
9/26 Offensive Lineman
Linebacker
Defensive Back
10/3 Specialist
10/17 Defensive Back
10/31 Defensive Back

2012

9/17 Offensive Lineman
11/5 Linebacker
11/12 Linebacker
Specialist

Jamal Lewis
Calvin Johnson
Calvin Johnson
Philip Wheeler
KaMichael Hall
Philip Wheeler
Durant Brooks
Calvin Johnson
Durant Brooks

Andrew Gardner
Travis Bell
Jonathan Dwyer
Kevin Tuminello
Tashard Choice
Andrew Gardner
Durant Brooks

Andrew Gardner
Darryl Richard
Andrew Gardner
Jaybo Shaw
Derrick Morgan
Michael Johnson
Roddy Jones

Derrick Morgan
Scott Blair
Sean Bedford
Morgan Burnett
Brad Jefferson
Cord Howard
Sean Bedford
Cord Howard
Ben Anderson

Sean Bedford
Izaan Cross
Scott Blair
Anthony Allen
Mario Butler

Stephen Hill
Omoregie Uzzi
Omoregie Uzzi
Jeremiah Attaochu
Isaiah Johnson
Justin Moore
Rod Sweeting
Jemea Thomas

Will Jackson
Jeremiah Attaochu
Quayshawn Nealy
Jamal Golden

2013

9/16 Offensive Back
Offensive Lineman
9/23 Offensive Lineman
10/21 Linebacker
10/28 Defensive Back
11/4 Defensive Back
11/30 Defensive Lineman

2014

9/22 Offensive Back
Linebacker
10/6 Offensive Lineman
10/27 Defensive Back
11/3 Defensive Lineman
11/10 Offensive Back
Offensive Lineman
Linebacker
11/17 Receiver
Linebacker
12/1 Co-Offensive Lineman
Defensive Back

2015

10/9 Rookie
10/26 Defensive Back
10/26 Specialist

2016

9/17 Offensive Lineman
Rookie
10/1 Rookie
10/29 Offensive Back
11/12 Defensive Back
Offensive Lineman
11/19 Defensive Back
Linebacker
11/26 Defensive Back

2017

9/5 Offensive Back
9/25 Offensive Lineman
10/2 Defensive Back
Offensive Lineman
10/23 Offensive Lineman
11/13 Linebacker

2018

10/5 Quarterback
Offensive Lineman
10/25 Offensive Lineman
Rookie
11/3 Defensive Lineman
Rookie
11/10 Linebacker
11/17 Specialist

2019

9/7 Linebacker
10/19 Specialist
11/21 Defensive Lineman
Rookie

Vad Lee
Shaquille Mason
Shaquille Mason
Quayshawn Nealy
Jemea Thomas
Jemea Thomas
Jeremiah Attaochu
Justin Thomas
P.J. Davis
Shaquille Mason
Isaiah Johnson
KeShun Freeman
Synjyn Days
Shaquille Mason
Quayshawn Nealy
DeAndre Smelter
P.J. Davis
Shaquille Mason
D.J. White

Marcus Marshall
Jamal Golden
Lance Austin

Freddie Burden
Dedrick Mills
Dedrick Mills
Justin Thomas
Lawrence Austin
Parker Braun
Lance Austin
Brant Mitchell
Lance Austin

TaQuon Marshall
Parker Braun
A.J. Gray
Kenny Cooper
Shamire Devine
Brant Mitchell

TaQuon Marshall
Parker Braun
Parker Braun
Tobias Oliver
Anree Saint-Amour
Tobias Oliver
Jalen Johnson
Wesley Wells

Charlie Thomas
Pressley Harvin III
Jordan Domineck
James Graham

ALL-STAR GAMES**SENIOR BOWL****MOBILE, ALA.**

1951	Bob Bossons, C
1952	Ray Beck, G
	Ken Snyder, T
	Lamar Wheat, T
1954	Dave Davis, E
	Glenn Turner, B
1955	Bill Sennett, E
1957	Wade Mitchell, QB
	George Volkert, B
1958	Jerry Nabors, E
1961	Taz Anderson, B
	Gerald Burch, E
	Billy Shaw, T
1963	Rufus Guthrie, G
	Larry Stallings, G
1964	Ted Davis, C
	Billy Lothridge, B
	Billy Martin, E
1965	Bill Curry, C
1975	Jimmy Robinson, WR
1978	Lucius Sanford, LB
1979	Don Bessilleu, DB
	Kent Hill, OL
1982	Mike Kelley, QB
1985	Robert Lavette, RB
1986	Pat Swilling, DE
	Mike Travis, DB
1990	Darryl Jenkins, T
1991	Ken Swilling, DB
	Willie Clay, DB
	Mike Mooney, T
1992	Coleman Rudolph, DT
1994	Jamal Cox, ILB
1995	Michael Cheever, C
	Ryan Stewart, SS
1996	Nathan Perryman, CB
1997	Keith Brookling, LB
1999	Joe Hamilton, QB
2000	Chris Brown, T
2001	Kelly Campbell, WR
2003	Keyaron Fox, LB
	Daryl Smith, LB
2004	James Butler, FS
2005	Gerris Wilkinson, LB
2006	Mansfield Wrotto, T
2007	Durant Brooks, P
	Tashard Choice, RB
	Gary Guyton, LB
	Darrell Robertson, DE
	Philip Wheeler, LB
2008	Michael Johnson, DE
	Vance Walker, DT
2010	Anthony Allen, RB
2013	Jeremiah Attaochu, DE
	Jemea Thomas, DB
2014	Shaquille Mason, OG
	Darren Waller, WR
2016	Justin Thomas, DB
2019	Tyler Davis, TE
	Jared Southers, OL

BLUE-GRAY GAME**MONTGOMERY, ALA.**

1945	Paul Duke, C
1948	George Brodnax, E
1962	Mike McNames, FB
	Bobby Caldwell, C
	Ed Griffin, T
1970	Richard Gardner, G
	Bubba Hoats, DB
1972	Rick Lantz, T
	Brad Bourne, T
1974	Jimmy Robinson, WR
	Billy Shields, T
	Joe Harris, LB
	Randy Rhino, DB
1975	Rick Gibney, T
1979	Henry Johnson, LB
	Al Richardson, LB
	Ben Utt, G
1980	Ben Utt, G
1981	Mike Kelley, QB
1982	David Lutz, T
1986	Reginald Rutland, DB
	Gary Lee, WR
	John Davis, G
1987	Rick Strom, QB
	Paul Jurgensen, DE
	Sean Smith, DT
1989	Shawn Jones, QB
1992	Dorsey Levens, RB
1993	Dorsey Levens, RB
1994	Jamal Cox, ILB

COLLEGE ALL-STAR BOWL**GREENVILLE, S.C.**

2013	Jay Finch, C
	Will Jackson, OL
	Robert Godhigh, RB
	David Sims, RB
2014	Synjyn Days, RB

EAST-WEST SHRINE GAME**VARIOUS SITES**

1925	Douglas Wycoff, FB
1967	Randall Edmunds, LB
1968	Terry Story, OT
1976	Leo Tierney, C
1978	Don Bessilleu, DB
1997	Ron Rogers, LB
1998	Rodney Williams, P
2001	George Godsey, QB
	Chris Young, DB
2003	Daryl Smith, LB
2005	Gerris Wilkinson, LB
	Dawan Landry, S
	Eric Henderson, DE
2006	KaMichael Hall, LB
	Kenny Scott, CB
2007	Gary Guyton, LB
2008	Darryl Richard, DT
	Jahl Word-Daniels, CB
2009	Cord Howard, G
2010	Mario Butler, CB
2013	Izaan Cross, DE
	Rod Sweeting, CB
2013	Jemea Thomas, DB
2014	Darren Waller, WR
2015	Jamal Golden, DB
	D.J. White, DB

GRIDIRON CLASSIC**ORLANDO, FLA.**

1998	Jason Bostic, CB
	Delaunta Cameron, LB
	Craig Page, C
	Jesse Tarplin, DE
	Chris Myers, TE
2000	Felipe Claybrooks, DE
	Brent Key, G
2001	George Godsey, QB
	Nick Rogers, DE
2002	Kerry Watkins, WR
	Recardo Wimbush, LB
2003	Hugh Reilly, C
2004	Nate Curry, WR
	Jimmy Dixon, FB
	Darius Williams, TE

HULA BOWL**HONOLULU / MAUI, HAWAII**

1955	Larry Morris, C
1958	Don Stephenson, C
1960	Maxie Baughan, C
1963	Dave Watson, G
1971	Renso Perdoni, T
1972	Smylie Gebhart, DE
	Jeff Ford, DB
1975	Randy Rhino, DB
1979	Eddie Lee Ivery, RB
1984	Jack Westbrook, DB
1985	Robert Lavette, RB
1988	Willis Crockett, LB
1991	Ken Swilling, DB
1993	Dorsey Levens, RB
1997	Harvey Middleton, SE
2003	Hugh Reilly, C
2005	P.J. Daniels, RB
	Darnarius Bilbo, WR

JAPAN BOWL**TOKYO, JAPAN**

1985	Andy Hearn, C
1986	John Davis, T
1989	Jerry Mays, RB

LAS VEGAS ALL-AMERICAN CLASSIC**LAS VEGAS, NEV.**

2003	Jonathan Smith, WR
2004	Andy Tidwell-Neal, C
	Kyle Wallace, T
2005	Chris Reis, S

NFLPA COLLEGIATE CLASSIC**CARSON, CALIF.**

2013	Orwin Smith, AB
2015	Patrick Skov, BB

RAYCOM ALL-STAR FOOTBALL CLASSIC**MONTGOMERY, ALA.**

2013	T.J. Barnes, DE
	Travares Tillman, DB


TROPICAL BOWL**DAYTONA BEACH, FLA.**

2016	Francis Kallon, DL
2017	J.J. Green, RB
2017	Lawrence Austin, DB
2017	KeShun Freeman, DE

COLLEGE FOOTBALL HALL OF FAME

NAME	ELECTED	AT TECH
William A. Alexander, Coach	1951	1920-1944
Maxie Baughan, Center	1988	1957-1959
Ray Beck, Guard	1997	1949-1951
Bobby Davis, Tackle	1978	1945-1947
Bobby Dodd, Coach	1993*	1945-1966
Bill Fincher, End / Tackle	1974	1916-1920
Buck Flowers, Halfback	1955	1918-1921
George Gardner, College Football Official	1987	1933-1948
Bobby Gaston, College Football Official	1996	1943
Joe Guyon, Halfback / Tackle	1971	1917-1918
Joe Hamilton, Quarterback	2014	1996-1999
John W. Heisman, Coach	1954	1904-1919
Calvin Johnson, Wide Receiver	2018	2004-2006
George Morris, Linebacker	1981	1950-1952
Larry Morris, Center-Linebacker	1992	1951-1954
Randy Rhino, Defensive Back	2002	1972-1974
Peter Pund, Center	1963	1926-1928
Everett Strupper, Halfback	1972	1915-1917
Pat Swilling, Defensive End	2009	1982-1985

* Elected as a player in 1959



Calvin Johnson was honored for his College Football Hall of Fame induction during Georgia Tech's win over Miami in 2018.



BOBBY DODD GEORGIA TECH HEAD COACH (1945-66)

Georgia Tech's legendary coach was inducted posthumously into the College Football Hall of Fame in December 1993. Also inducted to the College Hall of Fame in 1959 in honor of his playing career at Tennessee, Dodd and Amos Alonzo Stagg are the only inductees enshrined as both a player and a coach.

HELMS FOUNDATION HALL OF FAME

NAME	AT TECH
John W. Heisman, Coach	1904-19
William A. Alexander, Coach	1920-44
Bobby Dodd, Coach	1945-66
Ned West, Sports Information Director	1952-76
Walker Carpenter, Tackle	1915-17
Everett Strupper, Halfback	1915-17
Bill Fincher, End / Tackle	1918-20
Don Stephenson, Center	1955-57

FOOTBALL REPRESENTATIVES IN THE GEORGIA TECH SPORTS HALL OF FAME

NAME, POS., LAST YEAR.....	INDUCTED
Taz Anderson, E, 1960*	1982
D.I. "Red" Barron, HB, 1922*	1959
Maxie Baughan, C, 1959*	1965
Ray Beck, G, 1951*	1956
Don Bessilleau, DB, 1978	1986
W.J. Blane, LB, 1966	1991
Bob Bossons, C, 1950	1968
Dinky Bowen, HB, 1949	1974
Jim Breland, C, 1967	1978
George Brodnax, E, 1949*	1964
Keith Brookling, LB, 1997*	2007
Durant Brooks, P, 2007	2017
Franklin Brooks, G, 1957	1970
J.L. Brooks, G, 1939	1975
Chris Brown, OT, 2000	2010
Lob Brown, TE, 1905	1966
Pete Brown, C, 1967	1974
Frank Broyles, QB-HB, 1946*	1960
Morgan Burnett, DB, 2009	2020
Joe Burris, RB, 2001	2015
Gerry Bussell, DB, 1964	1986
James Butler, FS, 2004	2014
Kelly Campbell, WR, 2001	2013
Jon Carman, OL, 1999	2012
Walker Carpenter, T, 1918	1965
Clint Castleberry, HB, 1942*	1956
N.M. "Hawk" Cavette, G-P, 1941	1972
Jack Chivington, G, 1939	1977
Tashard Choice, RB, 2007	2019
Lewis "Automobile" Clark, FB, 1905	1961
Willie Clay, CB, 1991	2002
Marco Coleman, DE, 1991	2001
Tom Coleman, Jr., T, 1949	2001
Darrell Crawford, QB, 1953	1975
Brent Cunningham, HB, 1971	1982
Bill Curry, C, 1964*	1969
Bobby Davis, T, 1947*	1956
J.W. "20 Percent" Davis, FB, 1909	1958
Oscar Davis, G, 1922	1964
Ted Davis, E, 1963	1980
John Davis, T, 1986	1991
W.A. "Wink" Davis, HB, 1933	1986
A.M. "Bum" Day, C, 1918	1984
Craig Day, E, 1905	1962
John Dewberry, QB, 1985	1992
Raleigh Drennon, G, 1929	1975
Paul Duke, C, 1946*	1963
Dan Dyke, P, 2002	2015
Bill Eastman, DB, 1967	1985
Allen Ecker, G, 1957	1978
Howard Ector, FB-QB, 1939	1960
Pete Ferris, E, 1951	1980
K.J. "Wooch" Fielder, HB, 1914	1961
Bill Fincher, E-T, 1920*	1956
Middleton FitzSimmons, G, 1937	1974
Buck Flowers, HB, 1920*	1956
Jeff Ford, DB, 1971	1983
George Gardner, E, 1925*	1965
Smylie Gebhart, E, 1971	1980
George Godsey, QB, 2001	2012
Roy Goree, E, 1912	1976
Johnny Gresham, HB, 1965	1978
Rufus Guthrie, G, 1963*	1971
Joe Guyon, HB, 1918*	1956
Henry Hair, E, 1954	1975
Joe Hamilton, QB, 1999	2009
Leon Hardeman, HB, 1953*	1961
Harvey Hardy, G, 1943	1968
Judy Harlan, FB, 1921	1960
Joe Harris, LB, 1974	2000
Bill Healy, G, 1949*	1950
Bunky Henry, K, 1966	1984
Sam Hensley, E, 1954	1971
Harrison Hightower, HB, 1909	1970
Albert Hill, QB, 1917	1966
Drew Hill, WR, 1978	1998
Kent Hill, WR, 1978*	2006
John Hunsinger, RB, 1954	1996
Riccardo Ingram, FS, 1987	1995
Bob Ison, E, 1940	1956
Eddie Lee Ivery, HB, 1978	1983
Calvin Johnson, WR, 2006	2016
Michael Johnson, DL, 2008	2018
Ed Jones, E, 1937	1971
Tom Jones, E, 1931	1975
Bill Jordan, E, 1938	1956
Jimmy Jordan, HB, 1949	1971
Mike Kelley, QB, 1981	1991
Kim King, QB, 1968*	1978
M.J. "Dutch" Konemann, HB, 1936	1969
Robert Lavetta, RB, 1984	1990
C.D. LeBay, G, 1921	1979
Al Loeb, C, 1914	1959
Billy Lothridge, QB, 1963*	1969
David Lutz, OL, 1982	2003
Luke Manget, PK, 2002	2014
Vance Maree, T, 1931	1971
Billy Martin, E, 1964	1969
Buck Martin, E, 1953	1970
George Mathews, HB, 1947*	1973
Jerry Mays, RB, 1989	1997
Eddie McAshan, QB, 1972	1995
Jack McDonough, QB, 1923	1962
Pat McHugh, HB, 1946	1973
Gus Merkle, E, 1926	1972
Harvey Middleton, WR, 1997	2011
Hal Miller, T, 1953*	1964
Wade Mitchell, QB, 1956*	1976
Walter Mitchell, E, 1923	1968
Warner Mizell, HB, 1929	1974
Bobby Moorhead, DB, 1952	1971
Derrick Morgan, DL, 2009	2019
George Morris, C, 1952*	1956
Larry Morris, C, 1954*	1959
Buck Murphy, QB-LB, 1939	1972
Jerry Nabors, E, 1957	1986
H.C. "Monk" Neblett, C, 1932	1974
Ken Owen, FB, 1957	1979
Craig Page, OL, 1998	2009
Pat Patterson, T, 1912	1977
James "Red" Patton, 1950	2002
Renso "Rock" Perdoni, T, 1970	1979
George Phillips, C, 1919*	1968
Jack Phillips, FB, 1934	1979
Jerry Priestley, QB, 1965	1982
Eddie Prokop, HB, 1943	1969
H.R. "Peter" Pund, C, 1928*	1958
Steve Raible, WR/TE, 1975	2004
Randy Rhino, DB, 1974*	1981
L.W. "Chip" Robert, HB, 1908*	1959
Jimmy Robinson, E, 1974*	1980
Pepper Rodgers, QB, 1953*	1970
Ted Roof, LB, 1985	1998
Paul Rotenberry, HB, 1956	1962
Jakie Rudolph, S, 1952	2015
Lucius Sanford, LB, 1977	1985
Billy Shaw, T, 1960*	1979
Billy Shields, T, 1974	1985
John Sias, E, 1968	1982
David Sims, HB, 1976	1984
Scott Sisson, PK, 1992	2003
Fletcher Sims, HB, 1937	1968
Jim Slocum, E, 1933	1979
George Smith, E, 1938	1979
Lenny Snow, HB, 1967	1976
Lum Snyder, T, 1952	1968
Jimmy Southard, QB, 1949	1994
Frank Speer, T, 1930	1971
Tommy Spence, FB, 1917	1976
Larry Stallings, T, 1962	1979
Albert Staton, E-T, 1922*	1963
John Staton, E, 1924	1965
John Steber, G, 1946	1975
Don Stephenson, C, 1957*	1966
Everett "Strup" Strupper, HB, 1917*	1956
Ken Swilling, FS, 1991	2001
Pat Swilling, DE, 1985*	1991
Bill Teas, HB, 1954	1963
Mack Tharpe, T, 1926	1961
Mike Tharpe, T, 1934	1966
J.G. "Stumpy" Thomson, HB, 1928	1958
Jesse Thrash, T, 1903	1962
Phil Tinsley, E, 1946	1970
Glenn Turner, FB, 1953	1977
Orville Vereen, G, 1955	1977
Reggie Wilkes, DE, 1977	1989
Dave Watson, G, 1963	1980
Lamar Wheat, T, 1953	1968
Pee Wee Williams, T, 1934	na
Rodney Williams, P, 1998	2011
Dr. Sid Williams, 1951	1999
Billy Williamson, HB, 1961	2013
Charlie Wood, T, 1940	1973
Doug Wycoff, FB, 1925*	1956

COACHES

Gen. Leonard Wood, 1893-1894	1964
John W. Heisman, 1904-1919*	1964
William A. Alexander, 1920-1944*	1963
R.L. "Bobby" Dodd, 1945-1966*	1967
Bobby Ross, 1987-1991	2007
George O'Leary, 1994-2000	2020

SPORTS MEDICINE

H.L. "Buck" Andel, 1948-68 (trainer)	1968
Dr. Aaron King (dentist)	2004
Jay Shoop, 1987-89, 2002-17 (trainer)	2019

STUDENT MANAGERS

Hiram C. Allen III, 1951	1985
Ted Arno, 1948	1982
Pat Patterson, Jr., 1949	1979
Gus Georgetown, 1985	2006
Charlie Germany, 1975	2015
Frank Peoples, 1949	1979
Charles E. Reeves, 1959	1981

STUDENT TRAINERS

John Van Houten, 1959	1979
Sam F. "Bo" Burke Jr., 1968	1984
Clay Farr, 1996	2009
Edward P. West Jr., 1972	1986
Charles R. LaVallee, 1968	1986
Tommy Roberts, 1980	1990

SPORTS INFORMATION

Ned West, 1952-1976	1976
---------------------	------

HONORARY

Al Ciraldo, "Voice of the Ramblin' Wreck"	1982
Wes Durham "Voice of the Yellow Jackets"	1984

**Member of State of Georgia Sports Hall of Fame*



GEORGIA TECH'S FIRST-ROUND NFL DRAFT PICKS

YEAR	RD	PK	NAME, POSITION	TEAM	YEAR	RD	PK	NAME, POSITION	TEAM
1945	1	4	Eddie Prokop, B	Boston Patriots	1992	1	12	Marco Coleman, OLB	Miami Dolphins
1955	1	6	Larry Morris, C	Los Angeles Rams	1998	1	12	Keith Brooking, LB	Atlanta Falcons
1963	1	10	Rufus Guthrie, G	Los Angeles Rams	2007	1	2	Calvin Johnson, WR	Detroit Lions
1964	1	8	Ted Davis, LB	San Diego Chargers*	2010	1	22	Demaryius Thomas, WR	Denver Broncos
1979	1	15	Eddie Lee Ivery, RB	Green Bay Packers	2010	1	16	Derrick Morgan, DE	Tennessee Titans
1979	1	26	Kent Hill, T	Los Angeles Rams					

*AFL Draft

EARLY ERA

1936-59

YEAR	RD	PK	NAME, POSITION	TEAM
1937	10	92	Middleton Fitzsimmons, G	Chicago Cardinals
1938	5	38	M.J. "Dutch" Konemann, B	New York Giants
	8	70	Fletcher Sims, B	Chicago Bears
1940	20	188	Buck Murphy, B	Washington Redskins
1943	26	243	Harvey Hardy, G	Brooklyn Dodgers
1944	17	172	Ed Ryckley, E	Chicago Bears
1945	1	4	Eddie Prokop, B	Boston Yanks
	7	61	John Steber, G	Washington Redskins
1946	3	19	Frank Broyles, QB	Chicago Bears
	4	30	Paul Duke, C	New York Giants
	12	108	W.P. McHugh, P	Philadelphia Eagles
	14	126	George Hill, G	Green Bay Packers
	16	146	Dean Gaines, T	Green Bay Packers
	27	256	Ed Hotsinger, B	Green Bay Packers
	27	258	Chuck Murdoch, E	Detroit Lions
	27	259	Roland Phillips, T	Washington Redskins
	30	289	William O. (Tex) Ritter, B	Washington Redskins
1947	6	44	Bob Davis, T	New York Giants
	12	100	George B. Hills, G	Green Bay Packers
	2	10	Bob Davis, T	Buffalo Bills [AAFC]
	3	22	Paul Duke, C	S.F. 49ers [AAFC]
	10	78	Frank Broyles, QB	S.F. 49ers [AAFC]
	11	87	Bill Healy, G	N.Y. Yankees [AAFC]
	13	100	R.J. Jordan, E	Chicago Rockets [AAFC]
1948	5	29	Bill Healy, G	Boston Yanks
	16	145	Jim Still, QB	Chicago Cardinals
	18	156	George Mathews, B	New York Giants
	28	262	J.L. Bowen, B	Pittsburgh Steelers
	20	133	Frank Ziegler, B	L.A. Dons [AAFC]
	26	181	Jim Still, QB	L.A. Dons [AAFC]
1949	3	29	Frank Ziegler, B	Philadelphia Eagles
	5	42	George Brodnax, E	Detroit Lions
	8	80	Joe E. Brown, B	Chicago Cardinals
	25	247	Clay Matthews, T	Los Angeles Rams
	5	36	George Brodnax, E	S.F. 49ers [AAFC]
	15	112	L.E. Glenn, T	N.Y. Yankees [AAFC]
	16	125	J.L. Bowen, B	Cleveland Browns [AAFC]
1951	13	148	Dick Harvin, E	San Francisco 49ers
	14	169	Rob McCoy, B	Los Angeles Rams
	15	177	Bobby North, B	Philadelphia Eagles
	27	316	Bob Bossons, C	Green Bay Packers
1952	2	23	Ray Beck, G	New York Giants
	3	29	Lum Snyder, T	Philadelphia Eagles
	17	195	Darrell Crawford, B	Chicago Cardinals
1953	2	21	George Morris, C	San Francisco 49ers
	4	39	Buck Martin, E	Chicago Cardinals
	5	57	Hal Miller, T	San Francisco 49ers
	10	118	Pete Brown, G	San Francisco 49ers
	13	146	Bobby Moorhead, B	Baltimore Colts
	23	272	Jeff Knox, E	Philadelphia Eagles
1954	3	34	Henry Hair, E	Los Angeles Rams
	7	77	Glenn Turner, HB	Baltimore Colts

AFL/NFL ERA

1960-66

YEAR	RD	PK	NAME, POSITION	TEAM
1960	2	20	Maxie Baughan, C	Philadelphia Eagles
	6	67	Emmett Wilson, T	Philadelphia Eagles
	7	80	Taz Anderson, HB	Cleveland Browns
			Jack Rudolph, LB	Boston Patriots [AFL]
			Taz Anderson, HB	Dallas Texans [AFL]
			Toby Deese, T-G	Dallas Texans [AFL]
			Tom Roberts, T-G	Denver Broncos [AFL]
			Emmett Wilson, T	Denver Broncos [AFL]
			Floyd Faucette, HB	L.A. Chargers [AFL]
			Maxie Baughan, C	Minneapolis [AFL]
1961	2	27	Ed Nutting, T	Cleveland Browns
	9	120	Chick Graning, HB	St. Louis Cardinals
	14	184	Billy Shaw, T	Dallas Cowboys
	20	270	Al Lederle, E	Los Angeles Rams
	2	27	Billy Shaw, T	Buffalo Bills [AFL]
	11		Marvin Tibbets, HB	Dallas Texans [AFL]
	13		Gerald Burch, E	Oakland Raiders [AFL]
	15		Ed Nutting, T	Dallas Texans [AFL]
	18		Chick Graning, HB	Denver Broncos [AFL]
1962	17	227	Dave Steadman, T	Los Angeles Rams
	19	264	Harold Ericksen, G	Philadelphia Eagles
	23	179	Russ Foret, T	Dallas Texans [AFL]
	33	263	Al Lederle, E	Houston Oilers [AFL]

YELLOW JACKETS IN THE NFL

1963	1	10	Rufus Guthrie, G	Los Angeles Rams
	5	57	Joe Auer, HB	Los Angeles Rams
	9	122	Dave Watson, LB	Chicago Bears
	12	162	Bob Caldwell, C	Washington Redskins
	14	190	Tom Windinger, HB	Washington Redskins
	18	241	Larry Stallings, LB	St. Louis Cardinals
	2	10	Rufus Guthrie, G	S.D. Chargers [AFL]
	9	68	Larry Stallings, LB	Buffalo Bills [AFL]
	11	87	Dave Watson, LB	Boston Patriots [AFL]
	15	120	Joe Auer, HB	Dallas Texans [AFL]
1964	2	21	Billy Martin, E	Chicago Bears
	4	50	Ted Davis, LB	Baltimore Colts
	6	73	Bill Lothridge, QB	Dallas Cowboys
	20	279	Bill Curry, C	Green Bay Packers
	1	8	Ted Davis, LB	S.D. Chargers [AFL]
	2	10	Bill Martin, E	Kansas City Chiefs [AFL]
	12	95	Bill Lothridge, QB	Oakland Raiders [AFL]
	23	183	Bill Curry, C	Oakland Raiders [AFL]
1965	2	22	Dave Simmons, LB	St. Louis Cardinals
	2	26	Gerry Bussell, HB	Cleveland Browns
	9	125	Tom Bleick, HB	Baltimore Colts
	17	231	Dave Austin, E	Philadelphia Eagles
	5		Dave Simmons, LB	Buffalo Bills [AFL]
	9		Gerry Bussell, HB	Denver Broncos [AFL]
	9		Tom Bleick, HB	Houston Oilers [AFL-R]
	10		Dave Austin, E	New York Jets [AFL-R]
1966	12	176	Craig Baynham, E	Dallas Cowboys
	17	255	Jim Brealand, C	San Francisco 49ers
	18	264	Bill Moorer, C	Philadelphia Eagles
	9		Craig Baynham, E	Miami Dolphins [AFL-R]
	10		Bill Moorer, C	Buffalo Bills [AFL-R]

COMMON ERA 1967-69

YEAR	RD	PK	NAME, POSITION	TEAM
1967	13	322	Lamar Wright, G	Detroit Lions
	15	374	Sam Burke, DB	Detroit Lions
1968	7	171	Lenny Snow, RB	Minnesota Vikings
	8	217	Randall Edmunds, LB	Miami Dolphins
	11	282	Kim King, QB	Pittsburgh Steelers
1969	9	232	Larry Good, QB	Baltimore Colts
	13	321	John Sias, WR	Denver Broncos
	15	384	Joel Stevenson, TE	Cleveland Browns
	17	421	Terry Story, T	Cincinnati Bengals

MODERN ERA 1970-PRESENT

YEAR	RD	PK	NAME, POSITION	TEAM
1971	16	396	Steve Harkey, WR	New York Jets
1973	16	408	Mike Oven, TE	San Francisco 49ers
	17	420	Eddie McAshan, QB	New England Patriots
1975	6	136	Billy Shields, T	San Diego Chargers
	8	197	Joe Harris, LB	Chicago Bears
	14	343	Randy Rhino, DB	New Orleans Saints
	15	367	Jimmy Robinson, WR	Atlanta Falcons
1976	2	59	Steve Raible, WR	Seattle Seahawks
	11	310	Rick Gibney, DT	Baltimore Colts
	16	432	Jeff Urczyk, G	Seattle Seahawks
	17	483	Danny Myers, QB	St. Louis Cardinals
1977	7	189	David Sims, RB	Seattle Seahawks
	11	283	Tony Daykin, LB	Detroit Lions
	12	325	Leo Tierney, C	Cleveland Browns
1978	3	66	Reggie Wilkes, LB	Philadelphia Eagles
	4	89	Lucius Sanford, LB	Buffalo Bills
	6	147	Randy Pass, G-C	New York Giants

1979	1	15	Eddie Lee Ivery, RB	Green Bay Packers
	1	26	Kent Hill, T	Los Angeles Rams
	5	134	Don Bessillieu, DB	Miami Dolphins
	8	201	Roy Simmons, G	New York Giants
	11	298	Michael Taylor, T	Houston Oilers
	11	299	Mike Blanton, DE	Miami Dolphins
	12	328	Drew Hill, WR	Los Angeles Rams
1980	7	174	Henry Johnson, LB	Minnesota Vikings
	8	201	Al Richardson, LB	Atlanta Falcons
	10	266	Tom Daniel, C	New England Patriots
1982	6	149	Mike Kelley, QB	Atlanta Falcons
1983	2	34	David Lutz, OL	Kansas City Chiefs
	6	146	Ellis Gardner, OL	Kansas City Chiefs
	11	280	Jim Bob Taylor, QB	Baltimore Colts
1984	10	251	Ronny Cone, RB	New York Jets
1985	4	103	Robert Lavette, RB	Dallas Cowboys
	12	313	Ken Whisenhunt, TE	Atlanta Falcons
1986	3	60	Pat Swilling, OLB	New Orleans Saints
	7	178	Mark Pike, DT	Buffalo Bills
	12	333	Mike Travis, DB	San Diego Chargers
1987	4	100	Reginald Rutland, DB	Minnesota Vikings
	11	287	John Davis, OL	Houston Oilers
	12	315	Gary Lee, WR	Detroit Lions
	12	319	Tyrone Sorrells, TE	New Orleans Saints
1988	8	202	Sammy Lilly, DB	New York Giants
1989	5	119	Willis Crockett, LB	Dallas Cowboys
	11	281	Cedric Stallworth, DB	Green Bay Packers
1990	11	280	Sean Smith, DE	New England Patriots
1991	7	174	Calvin Tiggie, LB	Tampa Bay Buccaneers
	10	268	Jim Lavin, G	Cincinnati Bengals
1992	1	12	Marco Coleman, OLB	Miami Dolphins
	4	108	Mike Mooney, T	Houston Oilers
	7	184	Ken Swilling, SS	Tampa Bay Buccaneers
	8	221	Willie Clay, CB	Detroit Lions
	11	300	Tom Covington, TE	San Francisco 49ers
1993	2	36	Coleman Rudolph, DT	New York Jets
	5	113	Scott Sisson, K	New England Patriots
1994	5	148	Gary Brown, T	Pittsburgh Steelers
	5	149	Dorsey Levens, RB	Green Bay Packers
1995	5	151	Lethon Flowers, DB	Pittsburgh Steelers
	6	173	Charlie Simmons, SE	Green Bay Packers
	7	229	Jamal Cox, LB	Chicago Bears
1996	2	60	Michael Cheever, C	Jacksonville Jaguars
	3	76	Ryan Stewart, DB	Detroit Lions
1998	1	12	Keith Brooking, LB	Atlanta Falcons
	6	154	Ron Rogers, LB	Baltimore Ravens
1999	4	107	Nate Stimson, LB	Washington Redskins
	5	152	Charlie Rogers, WR	Seattle Seahawks
	7	252	Rodney Williams, P	St. Louis Rams
2000	2	58	Travares Tillman, DB	Buffalo Bills
	3	69	Dez White, WR	Chicago Bears
	7	234	Joe Hamilton, QB	Tampa Bay Buccaneers
2002	6	177	Nick Rogers, LB	Minnesota Vikings
	7	228	Chris Young, DB	Denver Broncos
2003	s-2		Tony Hollings, RB	Houston Texans
2004	2	39	Daryl Smith, LB	Jacksonville Jaguars
	3	91	Tony Hargrove, DE	St. Louis Rams
	3	93	Keyaron Fox, LB	Kansas City Chiefs
	4	115	Nat Dorsey, T	Minnesota Vikings
	7	214	Jonathan Smith, WR	Buffalo Bills
2006	3	96	Gerris Wilkinson, LB	New York Giants
	4	132	P.J. Daniels, RB	Baltimore Ravens
	5	146	Dawan Landry, S	Baltimore Ravens
2007	1	2	Calvin Johnson, WR	Detroit Lions
	4	124	Mansfield Wrotto, T	Seattle Seahawks

2008	3	93	Philip Wheeler, LB	Indianapolis Colts
	4	122	Tashard Choice, RB	Dallas Cowboys
	6	168	Durant Brooks, P	Washington Redskins
2009	3	70	Michael Johnson, DE	Cincinnati Bengals
	6	181	Andrew Gardner, OT	Miami Dolphins
	7	210	Vance Walker, DT	Atlanta Falcons
	7	234	Darryl Richard, DT	New England Patriots
2010	1	16	Derrick Morgan, DE	Tennessee Titans
	1	22	Demaryius Thomas, WR	Denver Broncos
	3	71	Morgan Burnett, S	Green Bay Packers
	6	188	Jonathan Dwyer, RB	Pittsburgh Steelers
2011	7	225	Anthony Allen, RB	Baltimore Ravens
2012	2	43	Stephen Hill, WR	New York Jets
2014	2	50	Jeremiah Attaochu, LB	San Diego Chargers
	6	206	Jemea Thomas, DB	New England Patriots
	7	223	Brandon Watts, LB	Minnesota Vikings
2015	4	131	Shaquille Mason, C	New England Patriots
	4	132	DeAndre Smelter, WR	San Francisco 49ers
	6	204	Darren Waller, WR	Baltimore Ravens
2016	2	63	Adam Gotsis, DT	Denver Broncos
	6	178	D.J. White, DB	Kansas City Chiefs
2017	7	233	Harrison Butker, PK	Carolina Panthers
2020	6	206	Tyler Davis, TE	Jacksonville Jaguars



Above: Demaryius Thomas, the No. 22 overall pick in the 2010 NFL Draft, appeared in two Super Bowls as a member of the Denver Broncos, including their 24-10 win over Carolina in Super Bowl 50.

Right: Shaq Mason (left) has appeared in three-straight Super Bowls as a member of the New England Patriots, including wins in SB LI and LIII (the latter coming at Atlanta's Mercedes-Benz Stadium). He is pictured with former Yellow Jacket James Lipfert, who was a Patriots scout for nine years (2009-18) before being hired as the Houston Texans' director of college scouting in 2018.

YELLOW JACKETS IN THE SUPER BOWL

PLAYER	TEAM	SUPER BOWL	YEAR
Anthony Allen	Baltimore Ravens	XLVII	2013
Don Bessillieu	Los Angeles Raiders	XXVIII	1984
Keith Brooking	Atlanta Falcons	XXXIII	1999
Gary Brown	Green Bay Packers	XXXI	1997
Morgan Burnett	Green Bay Packers	XXV	2011
Harrison Butker	Kansas City Chiefs	LIV	2020
James Butler	New York Giants	XLII	2008
Delaunta Cameron	Tennessee Titans	XXXIV	2000
Willie Clay	New England Patriots	XXXI	1997
Bill Curry	Green Bay Packers	I	1967
	Baltimore Colts	III	1969
	Baltimore Colts	V	1971
John Davis	Buffalo Bills	XXV	1991
	Buffalo Bills	XXVIII	1994
Lethon Flowers	Pittsburgh Steelers	XXX	1996
Keyaron Fox	Pittsburgh Steelers	XLIII	2009
Gary Guyton	New England Patriots	XLVI	2012
Joe Hamilton	Tampa Bay Buccaneers	XXXVII	2003
Tony Hargrove	New Orleans Saints	XLIV	2010
Joe Harris	Los Angeles Rams	XIV	1980
Drew Hill	Los Angeles Rams	XIV	1980
Kent Hill	Los Angeles Rams	XIV	1980
Dorsey Levens	Green Bay Packers	XXXI	1997
	Green Bay Packers	XXXII	1998
	Philadelphia Eagles	XXXIX	2005
Billy Lothridge	Miami Dolphins	VII	1973
Shaq Mason	New England Patriots	LI	2017
	New England Patriots	LII	2018
	New England Patriots	LIII	2019
Michael Matthews	New York Giants	XLII	2008
Curtis McGee	St. Louis Rams	XXXIV	2000
Craig Page	Tennessee Titans	XXXIV	2000
Mark Pike	Buffalo Bills	XXV	1991
	Buffalo Bills	XXVIII	1994
Chris Reis	New Orleans Saints	XLIV	2010
Darryl Richard	New England Patriots	XLVI	2012
Billy Shields	San Francisco 49ers	XIX	1985
Roy Simmons	Washington Redskins	XVIII	1984
Vernon Strickland	New York Giants	XXXV	2001
Demaryius Thomas	Denver Broncos	XLVIII	2014
	Denver Broncos	50	2016
Travares Tillman	Carolina Panthers	XXXVIII	2004
Vance Walker	Denver Broncos	50	2016
Philip Wheeler	Indianapolis Colts	XLIV	2010
	Atlanta Falcons	LI	2017
Ken Whisenhunt*	Arizona Cardinals	XLIII	2009
Reggie Wilkes	Philadelphia Eagles	XV	1981
Gerris Wilkinson	New York Giants	XLII	2008
Louis Young	Carolina Panthers	50	2016

* head coach



ALL-TIME NFL ROSTER

A

Anthony Allen, RB
Baltimore Ravens (2011-12)
Buffalo Bills (2013)

Kyle Ambrose, DT
Denver Broncos (1987)

Taz Anderson, SE
St. Louis Cardinals (1961-64)
Atlanta Falcons (1966-67)

Jeremiah Attaochu, LB
San Diego/L.A. Chargers (2014-17)
San Francisco 49ers (2018)
New York Jets (2018)
Denver Broncos (2019-20)

Joe Auer, RB
Buffalo Bills (1964-65)
Miami Dolphins (1966-67)
Atlanta Falcons (1968)

B

Thomas Balkcom, DB
Miami Dolphins (1991)

T.J. Barnes, DT
New York Jets (2013-15)
Buffalo Bills (2015-16)
Kansas City Chiefs (2016-17)

Maxie Baughan, LB
Philadelphia Eagles (1960-65)
Los Angeles Rams (1966-70)
Washington Redskins (1971-74)

Craig Baynham, RB
Dallas Cowboys (1967-69)
Chicago Bears (1970)
St. Louis Cardinals (1972)

Grant Baynham, TE
St. Louis Rams (1997)
Minnesota Vikings (1997)

Scott Beavers, G
Denver Broncos (1990-91)
Kansas City Chiefs (1992)

William Bell, RB
Washington Redskins (1994-96)

Ray Beck, G
New York Giants (1952, 1955-57)

Jason Bender, P
Miami Dolphins (1995)

Don Bessillieu, DB
Miami Dolphins (1979-81)
St. Louis Cardinals (1982)
Los Angeles Raiders (1983, 1985)

Damarius Bilbo, WR
Arizona Cardinals (2006)
Dallas Cowboys (2006)

Peter Blazek, T
Seattle Seahawks (1985)

Tom Bleick, S
Baltimore Colts (1966)
Atlanta Falcons (1967)

Jason Bostic, CB
Philadelphia Eagles (1999-01)
Buffalo Bills (2002-03)

Brian Bravy, G
New Orleans Saints (1995)

John Brewer, HB
Dayton Triangles (1929)

Keith Brooking, LB
Atlanta Falcons (1998-2008)
Dallas Cowboys (2009-11)
Denver Broncos (2012)

Durant Brooks, P
Washington Redskins (2008)
Green Bay Packers (2009)

Chris Brown, T
Carolina Panthers (2001)
Chicago Bears (2001-02)

Gary Brown, G
Pittsburgh Steelers (1994)
Green Bay Packers (1994-96)

Karl Brown, DB
Denver Broncos (1990)

Pete Brown, C/LB/P
San Francisco 49ers (1953-54)

Gerald Burch, E
Oakland Raiders (1961)

Willie Burks, DT
Detroit Lions (1990)

Morgan Burnett, S
Green Bay Packers (2010-17)
Pittsburgh Steelers (2018)
Cleveland Browns (2019)

Joe Burns, RB
Buffalo Bills (2002-06)

Gerry Bussell, DB
Denver Broncos (1965)

Harrison Butker, PK
Carolina Panthers (2017)
Kansas City Chiefs (2017-20)

James Butler, S
New York Giants (2005-08)
St. Louis Rams (2009-11)

Mario Butler, DB
Dallas Cowboys (2010-11)
Denver Broncos (2012)
Buffalo Bills (2013-16)

C

Delaunta Cameron, LB
Tennessee Titans (1999)
Detroit Lions (2000)

Kelly Campbell, WR
Minnesota Vikings (2002-05)
Miami Dolphins (2006)
Tampa Bay Buccaneers (2009)

Jon Carman, T
Buffalo Bills (2000-02)
Minnesota Vikings (2002-03)

Ken Celaj, G
Miami Dolphins (1998)

Michael Cheever, C
Jacksonville Jaguars (1996-98)

Tashard Choice, RB
Dallas Cowboys (2008-11)
Buffalo Bills (2011-13)

Jamara Clark, CB
Atlanta Falcons (2001)

Willie Clay, CB
Detroit Lions (1992-95)
New England Patriots (1996-98)
New Orleans Saints (1999)

Felipe Claybrooks, DE
Arizona Cardinals (2001)
Cleveland Browns (2001-04)

Jimmy Clements, LB
Chicago Bears (1997)

Fred Coger, OLB
Dallas Cowboys (1995)

Marco Coleman, DE
Miami Dolphins (1992-95)
San Diego Chargers (1996-98)
Washington Redskins (1999-01)
Jacksonville Jaguars (2002)
Philadelphia Eagles (2003)
Denver Broncos (2004-05)

Kevin Cone, WR
Atlanta Falcons (2011-13)
Miami Dolphins (2014)
Cleveland Browns (2015)

Ronny Cone, RB
New York Jets (1984-85)

George Cooper, TE
Atlanta Falcons (2007-08)

Nathan Cottrell, RB
Jacksonville Jaguars (2020)

Tom Covington, TE
San Francisco 49ers (1992-93)

Jamal Cox, ILB
Chicago Bears (1995)
Carolina Panthers (1995)
Jacksonville Jaguars (1995)

Jonathan Cox, CB
San Diego Chargers (2004)

Michael Cox, FB
Kansas City Chiefs (2008-11)
Atlanta Falcons (2012)

Willis Crockett, LB
Dallas Cowboys (1989-91)

Bill Curry, C
Green Bay Packers (1965-66)
Baltimore Colts (1967-72)
Houston Oilers (1973)
Los Angeles Rams (1974)

Nate Curry, WR
Kansas City Chiefs (2005-06)

D

Tom Daniel, C
New England Patriots (1979)

P.J. Daniels, RB
Baltimore Ravens (2006-09)

Bobby Davis, T
Boston Patriots (1948)

Dennis Davis, CB
Oakland Raiders (2006)
New York Giants (2006)
Seattle Seahawks (2007)

John Davis, G
Houston Oilers (1987-88)
Buffalo Bills (1989-94)

Lamar Davis, E
Baltimore Colts (1974)

P.J. Davis, LB
Jacksonville Jaguars (2017)

Ted Davis, LB
Baltimore Colts (1964-66)
New Orleans Saints (1967-69)
Miami Dolphins (1970)

Tyler Davis, TE
Jacksonville Jaguars (2020)

Tony Daykin, LB
Detroit Lions (1977-78)
Atlanta Falcons (1979-82)

Emmanuel Dieke, DE
Miami Dolphins (2014-15)

Jimmy Dixon, FB
Tennessee Titans (2005)
Green Bay Packers (2006)
Seattle Seahawks (2006)

Nat Dorsey, T
Minnesota Vikings (2004)
Cleveland Browns (2005-08)

Paul Duke, C
New York Yankees (1947)

Jason Dukes, T
Jacksonville Jaguars (1996)

Chris Dunlap, WR
New England Patriots (2007)

Step Durham, CB
Kansas City Chiefs (2018)

Jonathan Dwyer, RB
Pittsburgh Steelers (2010-13)
Arizona Cardinals (2014)

E

Andrew Economos, LS
Jacksonville Jaguars (2005-06)
Tampa Bay Buccaneers (2007-12)

Randall Edmunds, LB
Miami Dolphins (1968-69)
New England Patriots (1971)
Baltimore Colts (1972)

F

Floyd Faucette, HB
San Diego Chargers (1960)

Nick Ferguson, CB

Cincinnati Bengals (1996)
Chicago Bears (1999)
Buffalo Bills (2000)
New York Jets (2000-01)
Denver Broncos (2002-07)
Houston Texans (2008-09)

Lethon Flowers, DB

Pittsburgh Steelers (1995-2002)
Denver Broncos (2003)

Elliott Fortune, DE

Cleveland Browns (1995)
Baltimore Ravens (1996-97)

John Paul Foschi, TE

New York Jets (2004)
Denver Broncos (2004)
Minnesota Vikings (2004)
Oakland Raiders (2004-06)
Cincinnati Bengals (2009)

Keyaron Fox (LB)

Kansas City Chiefs (2004-07)
Pittsburgh Steelers (2008-10)
Houston Texans (2012)

Dave Frakes, K

Washington Redskins (1998)

KeShun Freeman, DE

New Orleans Saints (2018)

Russell Freeman, T

Denver Broncos (1992-94)
Oakland Raiders (1995)

Bill Fulcher, LB

Washington Redskins (1956-58)

G
Patrick Gamble, DL

New York Jets (2017)

Andrew Gardner, OT

Miami Dolphins (2009)
Minnesota Vikings (2010)
Houston Texans (2011-13)
Philadelphia Eagles (2014-16)

Ellis Gardner, T/G

Kansas City Chiefs (1983)
Houston Oilers (1984)
Indianapolis Colts (1985)

Darrell Gast, QB

Philadelphia Eagles (1988)

Bill Givier, HB

Hammond Pros (1922, 1925)
Rock Island Independents (1923)
Racine Legion (1924)
Louisville Colonels (1926)

Walt Godwin, G

Staten Island Stapletons (1929)

Adam Gotsis, DT

Denver Broncos (2016-19)
Jacksonville Jaguars (2020)

Chick Graning, HB

St. Louis Cardinals (1962)
Boston Patriots (1963)

Jerome Green, RB

Boston Patriots (1960)

Sean Gregory, RB

Baltimore Ravens (2002)

Corey Griffin, S

San Francisco 49ers (2018)

Rufus Guthrie, G

San Diego Chargers (1963)

Joe Guyon, HB

Canton Bulldogs (1919-20)
Washington Senators (1921)
Union Quakers of Philadelphia (1921)
Cleveland Indians (1921)
Oorang Indians (1922-23)
Rock Island Independents (1924)
Kansas City Cowboys (1925)
New York Giants (1927)

Gary Guyton, LB

New England Patriots (2008-11)
San Diego Chargers (2012)

Derek Gwinn, G

Kansas City Chiefs (1984-85)

H
KaMichael Hall, LB

Indianapolis Colts (2007)

Joe Hamilton, QB

Tampa Bay Buccaneers (2000-02)
Indianapolis Colts (2004)

Steve Harkey, RB

New York Jets (1971-72)

Anthony Hargrove, DE

St. Louis Rams (2004-06)
Buffalo Bills (2006-08)
New Orleans Saints (2009-11)

Joe Harris, LB

Washington Redskins (1977)
San Francisco 49ers (1978)
Minnesota Vikings (1979)
Los Angeles Rams (1979-81)
Baltimore Colts (1982)

Anthony Harrison, DB

Green Bay Packers (1987)

John Helms, E

Detroit Lions (1946)

Will Heller, TE

Tampa Bay Buccaneers (2003-05)
Seattle Seahawks (2006-08)
Detroit Lions (2009-12)

Eric Henderson, DE

Cincinnati Bengals (2006-08)

David Hendrix, SS

San Diego Chargers (1995-97)

Urban Henry, DT

Los Angeles Rams (1961)
Green Bay Packers (1963)
Pittsburgh Steelers (1964)

Don Hickson, OLB

Cleveland Browns (1995)

Drew Hill, WR

Los Angeles Rams (1979-85)
Houston Oilers (1986-91)
Atlanta Falcons (1992-93)

Kent Hill, T

Los Angeles Rams (1979-86)
Houston Oilers (1987-88)

Stephen Hill, WR

New York Jets (2012-14)
Carolina Panthers (2014-15)

Tony Hollings, RB

Houston Texans (2003-05)
Chicago Bears (2006)

Reuben Houston, CB

Tampa Bay Buccaneers (2002)

Cord Howard, OL

Buffalo Bills (2010-11)

Ken Howell, G

Philadelphia Eagles (1983)

Ralph Hughes, DE

Tampa Bay Buccaneers (1998)

I
John Iremeyer, T

Kansas City Chiefs (1986)

Eddie Lee Ivery, RB

Green Bay Packers (1979-89)

J
Darryl Jenkins, T

San Diego Chargers (1991-92)

Ricky Jeune, WR

Los Angeles Rams (2018)

Calvin Johnson, WR

Detroit Lions (2007-15)

Henry Johnson, LB

Minnesota Vikings (1980-83)

Isaiah Johnson, S

Detroit Lions (2015-16)
Los Angeles Rams (2016-18)
Indianapolis Colts (2019)

Michael Johnson, DE

Cincinnati Bengals (2009-13; 2015-18)
Tampa Bay Buccaneers (2014)

Tom Johnson, LB

San Diego Chargers (1994)

Shawn Jones, QB

Minnesota Vikings (1993)

Paul Jurgensen, DE

New Orleans Saints (1988)

K
Francis Kallon, DL

Pittsburgh Steelers (2017)

Mike Kelley, QB

Atlanta Falcons (1982)

Tony Kepano, G

Washington Redskins (1985)
New York Jets (1986)

L
Dawan Landry, S

Baltimore Ravens (2006-10)
Jacksonville Jaguars (2011-12)
New York Jets (2013-14)

Zach Laskey, FB

St. Louis/Los Angeles Rams (2015-18)

Robert Lavette, RB

Dallas Cowboys (1985-87)
Atlanta Falcons (1988)

Jim Lavin, G

Cincinnati Bengals (1991)
San Diego Chargers (1993)

Gary Lee, WR

Detroit Lions (1987-89)

Ivery Lee, NG

Houston Oilers (1988)

Greg Lester, FL

Denver Broncos (1992)

Dorsey Levens, RB

Green Bay Packers (1994-2001)
Philadelphia Eagles (2002; 2004)
New York Giants (2003)

Sammy Lilly, CB

New York Giants (1988)
Philadelphia Eagles (1989-90)
Los Angeles Rams (1990-92)
Tampa Bay Buccaneers (1992)

Billy Lothridge, P

Dallas Cowboys (1964)
Los Angeles Rams (1965)
Atlanta Falcons (1966-71)
Miami Dolphins (1972)

Roy Lumpkin, B

Portsmouth (1930-33)
Detroit Lions (1934)
Brooklyn (1935-37)

David Lutz, T

Kansas City Chiefs (1983-92)
Detroit Lions (1993-95)

M
Ralph Malone, LB

Cleveland Browns (1986-88)
Miami Dolphins (1989)

Alfred Malone, DE

Houston Texans (2005-07)

Luke Manget, K

New Orleans Saints (2003)

Tyler Marcordes, LB

San Diego Chargers (2016)

Billy Martin, E

Chicago Bears (1964-65)
Atlanta Falcons (1966-67)
Minnesota Vikings (1968)

Shaq Mason, OL

New England Patriots (2015-20)

Jeff Mathis, DT

Phoenix Cardinals (1990)

Glay Matthews, DE

San Francisco 49ers (1950, 53-55)

Michael Matthews, TE

New York Giants (2007-08)
New England Patriots (2009)

Jerry Mays, RB

San Diego Chargers (1990)

Felton McConnell, G

Buffalo (1927)

**Curtis McGee, T**

New England Patriots (1997)
Pittsburgh Steelers (1998)
St. Louis Rams (1999)

Jason McGill, WR

Miami Dolphins (1993)
Green Bay Packers (1993)
Philadelphia Eagles (1994)

Pat McHugh, B

Philadelphia Eagles (1947-51)

Emmett Merchant, SE

Philadelphia Eagles (1992)

Harvey Middleton, WR

Philadelphia Eagles (1998-99)

Jermaine Miles, DE

New England Patriots (1997)
New Orleans Saints (2001-02)

Hai Miller, DT

San Francisco 49ers (1953)

Veryl Miller, C

Washington Redskins (1991)

Chris Milton, DB

Indianapolis Colts (2016-18)
Tennessee Titans (2019-20)

Warner Mizell, HB

Brooklyn (1931)
Frankford (1931)

Mike Mooney, T

Houston Oilers (1992)
San Diego Chargers (1992-93)

Derrick Morgan, DE

Tennessee Titans (2010-18)

Pat Moriarty, RB

Cleveland Browns (1979)

George Morris, C/LB

San Francisco 49ers (1956)

Larry Morris, LB

Los Angeles Rams (1955-57)
Chicago Bears (1959-65)
Atlanta Falcons (1966)

Fred Murphy, E

Cleveland Browns (1960)
Minnesota Vikings (1961)

**Najee Mustafaa, CB
(Reginald Rutland)**

Minnesota Vikings (1987-92)
Cleveland Browns (1993-94)
Oakland Raiders (1995)

Danny Myers, QB

St. Louis Cardinals (1976)

N**Quayshawn Nealy, LB**

Seattle Seahawks (2015)
Arizona Cardinals (2016)

Joshua Nesbitt, QB

Buffalo Bills (2011)

Ed Nutting, DT

Cleveland Browns (1961)
Dallas Cowboys (1963)

P**Craig Page, C**

Tennessee Titans (1999-00)
Dallas Cowboys (2000-01)
Atlanta Falcons (2001-02)

Ken Parker, DT

Seattle Seahawks (1986)

Bill Paschal, HB

New York Giants (1943-47)
Boston Patriots (1947-48)

Randy Pass, LB

Green Bay Packers (1978)

Don Patterson, DB

Detroit Lions (1979)
New York Giants (1980)

Nathan Perryman, CB

Arizona Cardinals (1997)

Mark Pike, DE

Buffalo Bills (1986-98)

Cleve Pounds, DB

New York Giants (1986)

Eddie Prokop, HB

New York Yankees (1946-47, '49)
Chicago Rockets (1948)

R**Steve Raible, WR**

Seattle Seahawks (1976-81)

Hugh Reilly, C

Tennessee Titans (2004)

Chris Reis, S

Atlanta Falcons (2006)
New Orleans Saints (2007-11)

Randy Rhino, DB

New Orleans Saints (1975)

Darryl Richard, DT

New England Patriots (2009-11)

Al Richardson, LB

Atlanta Falcons (1980-86)

Jimmy Robinson, WR

Atlanta Falcons (1975)
New York Giants (1976-79)
San Francisco 49ers (1980)
Denver Broncos (1981)

Leon Robinson, T

Tampa Bay Buccaneers (2005)

Charlie Rogers, WR

Seattle Seahawks (1999-2001)
Buffalo Bills (2002)
Miami Dolphins (2003)

Nick Rogers, LB

Minnesota Vikings (2002-04)
Green Bay Packers (2004)
Indianapolis Colts (2004)
Miami Dolphins (2005)

Ron Rogers, LB

Baltimore Ravens (1998)
Indianapolis Colts (1998-99)

Ted Roof, LB

Tampa Bay Buccaneers (1986)

Coleman Rudolph, DT

New York Jets (1993-94)
New York Giants (1994-96)

Jack Rudolph, LB

Boston Patriots (1960-65)
Miami Dolphins (1966)

S**Lucius Sanford, LB**

Buffalo Bills (1978-86)
Cleveland Browns (1987)

Al Santone, G

Hartford Blues (1926)

Stefen Scotton, RB

Miami Dolphins (1991)

Billy Shaw, G

Buffalo Bills (1961-69)

Derrick Shepard, DT

Miami Dolphins (1998)

Billy Shields, T

San Diego Chargers (1975-83)
San Francisco 49ers (1984)
New York Jets (1985)
Kansas City Chiefs (1985)

Antonio Simmons, DE

Denver Broncos (2018)

Charlie Simmons, WR

Green Bay Packers (1995)

Dave Simmons, LB

St. Louis Cardinals (1965-66)
New Orleans Saints (1967)
Dallas Cowboys (1968)

Roy Simmons, G

New York Giants (1979-81)
Washington Redskins (1981-83)

David Sims, RB

Seattle Seahawks (1977-79)

Scott Sisson, K

New England Patriots (1993-94)
Jacksonville Jaguars (1995)
Minnesota Vikings (1996)

Patrick Skov, RB

Cleveland Browns (2016)

DeAndre Smelter, WR

San Francisco 49ers (2015-17)
Jacksonville Jaguars (2018)

Daryl Smith, LB

Jacksonville Jaguars (2004-12)
Baltimore Ravens (2013-15)
Tampa Bay Buccaneers (2016)

Eugene Smith, G

Chicago Bears (1960)

Jonathan Smith, WR

Buffalo Bills (2004-06)
New England Patriots (2006)

Orwin Smith, RB

Green Bay Packers (2013)

Sean Smith, T

New England Patriots (1990-91)
Atlanta Falcons (1992)

Lum Snyder, T

Philadelphia Eagles (1952-55, 1958)

Tyrone Sorrells, T

New Orleans Saints (1987)
Cleveland Browns (1988-89)

Ken Southerland, T

Miami Dolphins (1985)

Larry Stallings, LB

St. Louis Cardinals (1963-76)

Cedric Stallworth, DB

Green Bay Packers (1989)

Derrick Steagall, WR

Miami Dolphins (1998-99)

John Steber, G

Washington Redskins (1946-50)

Rod Stephens, LB

Seattle Seahawks (1989-94)
Washington Redskins (1995-96)

Joel Stevenson, TE

Cleveland Browns (1969)

Ryan Stewart, FS

Detroit Lions (1996-2001)

Jim Still, QB/DB

Buffalo Bills (1948-49)

Nate Stimson, LB

Indianapolis Colts (1999-2000)

Vernon Strickland, LB

San Francisco 49ers (1998-99)
New York Giants (2000-01)

Rick Strom, QB

Pittsburgh Steelers (1988-93)
Buffalo Bills (1994-95)
Detroit Lions (1996)

Rod Sweeting, DB

New Orleans Saints (2013-14)
Buffalo Bills (2015)

Ken Swilling, SS

Tampa Bay Buccaneers (1992)
Cleveland Browns (1992-93)
Arizona Cardinals (1994)

Pat Swilling, LB

New Orleans Saints (1986-92)
Detroit Lions (1993-94)
Oakland Raiders (1995-96, 1998)

T**Gavin Tarquinio, LS**

Atlanta Falcons (2006)

Jim Bob Taylor, QB

Baltimore Colts (1983)

Michael Taylor, T

Houston Oilers (1979)
New York Giants (1980)

Tom Taylor, C

Miami Dolphins (1985-86)

Demaryius Thomas, WR

Denver Broncos (2010-18)
New England Patriots (2019)
New York Jets (2019)

Jemea Thomas, DB

Dallas Cowboys (2014)
Tennessee Titans (2015)

Justin Thomas, DB/WR

New Orleans Saints (2017-18)

Levon Thomas, WR

 Indianapolis Colts (2005)
 New Orleans Saints (2005-06)

Stumpy Thomason, B

 Brooklyn Dodgers (1930-35)
 Philadelphia Eagles (1935-36)

Andy Tidwell-Neal, C

New York Giants (2005)

Leo Tierney, C

 Cleveland Browns (1978)
 New York Giants (1978)

Calvin Tiggle, LB

Tampa Bay Buccaneers (1991-93)

Travares Tillman, DB

 Buffalo Bills (2000-02)
 Houston Texans (2003)
 Carolina Panthers (2003-04)
 Miami Dolphins (2005-08)

Mike Travis, DB

San Diego Chargers (1986)

U
Jeff Urcyk, G

Seattle Seahawks (1976)

Ben Utt, G

Baltimore/Indianapolis Colts (1982-89)

V
Carl Vereen, T

Green Bay Packers (1957)

W
Vance Walker, DT

 Atlanta Falcons (2009-12)
 Oakland Raiders (2013)
 Kansas City Chiefs (2014)
 Denver Broncos (2015-16)

Kyle Wallace, T

New York Giants (2005)

Darren Waller, WR

 Baltimore Ravens (2015-18)
 Oakland Raiders (2018-20)

Dean Waters, C

Kansas City Chiefs (1984)

Gordon Watkins, T

 Minneapolis Red Jackets (1930)
 Frankford Yellow Jackets (1930)
 Brooklyn Dodgers (1931)

Kerry Watkins, WR

Detroit Lions (2003)

Dave Watson, G

Boston Patriots (1963-64)

Brandon Watts, LB

 Minnesota Vikings (2014-16)
 Miami Dolphins (2017)

Philip Wheeler, LB

 Indianapolis Colts (2008-10)
 Oakland Raiders (2012)
 Miami Dolphins (2013-14)
 San Francisco 49ers (2015)
 Atlanta Falcons (2015-16)
 Arizona Cardinals (2017)

Ken Whisenhunt, TE

 Atlanta Falcons (1985-88)
 Washington Redskins (1989-91)
 New York Jets (1991-93)

Dez White, WR

 Chicago Bears (2000-03)
 Atlanta Falcons (2004-05)

D.J. White, CB

 Kansas City Chiefs (2016-17)
 Indianapolis Colts (2017-18)

Rodney Wilkerson, ILB

Miami Dolphins (1995)

Reggie Wilkes, LB

 Philadelphia Eagles (1978-85)
 Atlanta Falcons (1986-89)

Gary Wilkins, TE

 Dallas Cowboys (1985)
 Buffalo Bills (1986-87)
 Atlanta Falcons (1988-91)
 Washington Redskins (1992)

Gerris Wilkinson, LB

New York Giants (2006-10)

C.J. Williams, RB

Arizona Cardinals (1997)

Clyde Williams, T

Philadelphia Eagles (1935)

Darius Williams, TE

 New York Giants (2005)
 St. Louis Rams (2005)
 Detroit Lions (2006)

Ike Williams, HB

Staten Island Stapletons (1929)

Jerrelle Williams, ILB

San Diego Chargers (1992)

Rodney Williams, P

 St. Louis Rams (1999)
 Washington Redskins (2000)
 New York Giants (2001-02)
 Seattle Seahawks (2003)
 Kansas City Chiefs (2004)

Ed Wilton, E

Pottsville Maroons (1926)

Recardo Wimbush, LB

Atlanta Falcons (2003)

Daryl Wise, SE

Miami Dolphins (1987)

Mansfield Wrotto, T

 Seattle Seahawks (2007-09)
 Buffalo Bills (2010)

Doug Wycoff, QB

 New York Giants (1927, 1931)
 Staten Island Stapletons (1929-30, 1932)
 Boston Yanks (1934)

Y
Chris Young, DB

Denver Broncos (2002-06)

Lou Young, CB

 Carolina Panthers (2015-16)
 Washington Redskins (2017)
 Arizona Cardinals (2018)

Z
Cedric Zachery, WR

 Philadelphia Eagles (1996)
 Buffalo Bills (1996)

Frank Ziegler, HB

Philadelphia Eagles (1949-53)

ALL-TIME LETTERWINNERS



Joe Anoi (2003-06)

A

Adams, B.R.	1918
Adams, Brandon	2016-17-18
Adams, H.H.	1937
Adams, J.Q.	1932
Adams, John D.	1966-67-68
Aderhold, Robert	1938-39-40
Akins, Marion	1950
Albanese, Brian	2000
Albright, J.G.	1923
Aldredge, Steven Scott	1989-90
Alexander, J.C.	1913-14-15-16
Alexander, William A.	1911-12
Alexander, Victor	2015-16-17-18
Alford, Catlin	2011-12
Alford, Chase	2013-14-15-16
Alford, Corey.....	2012-13
Allen, Anthony	2009-10
Allen, David B.	1979-80-81
Allen, Ermal K.	1964-65
Allen, H.T.....	1918
Allen, Marcus	2015-16
Allen, Proctor M.	1971-72
Allen, Rudolph C.	1974-75
Allen, T.R.	1938
Allen, William C.	1990
Allen, Zach	2013-15
Allison, Robert B.	1979-81
Allvine, Douglas W.	1989
Almond, Stephen E.	1965-67
Ambrose, Kyle	1984-85-86
Amis, T.B.	1919-20-21
Anderson, Ben	2007-08-09-10
Anderson, Chandler	2008-09-10-11
Anderson, J.C.	1947-48-49
Anderson, Jim	1982-83-84-85
Anderson, L.F.....	1937-38
Anderson, Mark H.....	1974
Anderson, Niko	2016
Anderson, Ormand G.....	1954-55-56
Anderson, R.E.	1938
Anderson, T.G.	1940-41-42
Anderson Jr., Edwin B.	1968
Anderson Jr., T.L.	1957-59-60(c)
Andrews, Dennis	2013-14
Andrews, Robert Boyd	1991-92-93-94
Andrzejewski, Alan Conrad	1998-99

Angle, Tom	1925-26
Anoai, Leati Joseph	2003-04-05-06(c)
Anyaibe, Efris	2005-06-07-08
Anyansi, Tabugbo	2001-02-03-04
Appleby, H.H.	1935-36-37
Armentrout	1922
Anrdt, Benjamin F.	2004-05
Arnett, James E.	1972
Arthur, H.B.	1939-40
Ashley, Mitch	1980
Ashmon, Shannon	1999-00
Ashmore, Frederick M.	1965-66-67
Askew, Jaytlin	2017-18-19
Askew, Leon C.	1955-56-57
Atkinson, J.E.	1943
Aton, B.B.	1945
Attaochu, Jeremiah	2010-11-12-13(c)
Auer, Joseph	1961-62-63
Austin, David F.	1963-64
Austin, Lance	2014-15-16-17
Austin, Lawrence	2014-15-16-17(c)
Austin, Michael B.	1952
Autry, Anthony	2012
Ayres, Asher.....	1908



Jeremiah Attaochu (2010-13)


B

Bagwell, Gary D.	1955
Bailey, Morgan	2012
Baker, Jeffrey L.	1971
Balkcom, Thomas T.	1988-89-90
Ball, Reggie L.	2003-04-05-06(c)
Ballard, Thomas R.	1962-63-64
Balogun, Kamal	1995-96
Banks, William O.	1951-52
Barber, David C.	1965-66-67(c)
Barber, Henry J.	1962-63
Barkley, Bobbie L.	1978
Barnes, Anthony	2007-08-09-10
Barnes, Karl W.	1972
Barnes, T.J.	2009-10-11-12
Barnwell	1915
Barr, Robert H.	1970-71
Barrett, Tyler	2007-08
Barrick, Austin	2007-08-09-10
Barron, Carter	1924-25-26
Barron, David (D.I.).....	1918-19-20-21-22(c)
Barron, G.W.	1945
Barron, L.F.	1930-31-32

Barron, Scott	1988-89
Barron, Tommy K.	1979-80-81-82
Bartlett, J.S.	1938-39
Barton, Bennett	2014-15-17
Basquin, Brett C.	1998-99-00
Bates, C.R.	1940
Battle, John M.	1963-64-65(c)
Battle, Erron Kevin.....	1989-90-91-92(c)
Baughan, Maxie	1957-58-59(c)
Baum, Phillip	1955-58
Baxter, Bryan K.	1990-91-92-93
Baynham, Grant A.	1993-94-95-96
Baynham, Gordon C.	1964-65-66
Bazemore, Curtis W.	1974-75
Beall, F.R.	1942-43-46
Beard, P.E.	1913-14-15
Attaochu, Jeremiah	2010-11-12-13(c)
Beard, R.A.	1934-36
Beard, W.R.	1939
Bearden, Charles E.	1985-86-87-88(c)
Beasley, James E.	1958-59
Beavers, David S.	1969-70-71
Beavers, Scott T.	1986-87-88-89
Beavin, Thomas D.	1969-70-71
Beck, Ray M.	1949-50-51
Beck, Thomas M.	1971-72
Bedford, Sean	2007-08-09-10
Beers, R.E.	1938-39-40
Belcher, Kyle P.	2004
Bell, David	1984-85-86
Bell, J.R.	1943
Bell, John L.	1966
Bell, R.S.	1915-16-17
Bell, Travis A.	2004-05-06-07
Bell, William	1989-90-92-93
Bellamy, Eric J.	1989-90
Bender, Jason B.	1991-92-93-94(c)

Bennett, Chico


Bennett, John C.	2019
Bennett, John C.	2000-01
Bennett, Milford H.	1951-52
Bennett, Richard D.	1978
Bennett, Taylor J.	2005-06-07
Beno, Ray.....	2010-11-12-13
Benson, James E.....	1957
Benson, KirVonte	2016-17
Bentley, Clarence F.	1961
Besirevic, Salih	2002-04-05
Bessillieu, Donald A.	1975-76-77-78
Bethea, L.A.	1947-48-49-50



David "Red" Barron (1918-22)

Betress, Fred D.	1973
Bevier, Scott H.	1972-73-74
Biddle, William M.	1960-61
Bilbo, Damarius O.	2002-03-04-05
Billingslea, Eric E.	1991-92-93-94
Bills, J.T.	1946-47
Billy, Omar	2002-03-04-05
Black, D.C.	1911
Blackwell, Ceylon B.	1965
Blackwood, Glenn Jacob	2006-07-08
Blair, Scott	2007-08-09-10
Blake, J.A.	1945
Blancato, Josh	2019
Blane, W.J.	1964-65-66
Blanton, Michael J.	1975-76-77-78
Blasetti, Tony	1982
Blazek, Peter J.	1981-83-84
Bleick, Thomas W.	1963-64-65
Bloodworth, Charles H.	1974
Bogue, Doug.	1980
Boldin, Carl.	1976-77
Bonifay, Cameron H.	1971-72-73
Bonifay, Kenneth B.	1966-67-68
Bonnewell, Sheldon E.	1971
Booker, Calvin	2007-08
Booker, Donte M.	1996-97-98-99
Boone, Harry A.	1959-60-61
Boozer, David R.	1960
Bormolini, John	1975
Borum, Vernon L.	1922
Bosch, J.W.	1939-40-41
Bossons, R.R.	1947-48-49-50
Bostic, B.J.	2010-12-13-14
Bostic, Jason D.	1995-96-97-98
Boulware, H.B.	1934
Boulware, Raleigh J.	1992-93-94
Bounds, Kenneth E.	1968-69
Bourgeois, Gavin	2003
Bourne, W.B.	1943
Bourne, William B.	1970-71-72(c)
Bourne, Matthew M.	1993-94-95
Bowen, Allen.	1944-46-47-48
Bowen, J.L.	1944-45-46-47
Bowen, Robert C.	1974-75-76
Bowen, Shane A.	2006-07-08
Bowen, Sheppard A.	1976
Bowley, Paul R.	1971-72-73
Bowman, Paul D.	1990
Boyd, A.M.	1934
Boyd, Mark.	1991
Bracken, Samuel R.	1981-84-85
Bradach, D.D.	1946-47-48
Bradford, Jack C.	1943
Bradford, Patrick.	1994-95-96-97
Bradford, Robert R.	1972-73
Bradley, Mark S.	1978-79-80-81 (c)
Bradley, Michael O.	1967-68-69
Brady, C.C.	1932
Braman, Matthew A.	2006-07-08
Branch, Desmond.	2016-17-18
Brannon, Charles N.	1951-52-53
Brannon, Drew	2007
Brantley, James R.	1957
Braselton, Freddie G.	1957-58-59
Braswell, Ryan.	2016

Braun, Parker.	2016-17-18
Braun, Trey.	2012-13-14-15



Jim Breland (1955-56)

Bravy, Brian R.	1991-92-93-94
Breece, Donald C.	1975-76
Breland, James E.	1965-66(c)
Brewer, John M.	1925-26
Brewster, J.D.	1921-22
Brezina, Bradford P.	2003-04
Bridge, Robert S.	1972-73
Bridges, Lekeldrick	2002
Brigham, Nick	2013-14
Brigman, William H.	1952-53-54
Brittain, J.F.	1934-35
Brodnax, G.H.	1945-46-47-48(c)
Brooke, J.O.	1928-29-30
Brooking, Keith H.	1994-95-96-97(c)
Brooks, Christopher P.	1990-91

Brooks, Djimon

Brooks, Durant S.	2006-07
Brooks, Franklin D.	1952-53-54-55
Brooks, J.L.	1937-38
Broome, Timothy C.	1969-70

Brown, Ahmrean

Brown, Ather	2000-01-02-03
Brown, Charles H.	1949-50
Brown, Christopher	1997-98-99-00(c)
Brown, David	2007-08
Brown, Gary K.	2015
Brown, Gary L.	1992-93
Brown, Harper L.	1975-76
Brown, J.C.	1907
Brown, J.E.	1943-46-47-48
Brown, James A.	1965-66-67
Brown, Michael D.	1992
Brown, Robert P.	2004
Brown, Samuel.	1979-80-81-82
Brown, Samuel.	1950-51-52
Brown, Timothy L.	1999-00-01
Brownlee, Kevin.	1982-83
Broyles, J.F.	1943-44-46
Bruce, Stephen B.	1972-73
Bruenderman, Robert J.	1974-75-76
Brumby, C.R.	1929
Bryan, William A.	1974-75
Bryan, Will	2015-16-17-18
Bryant, C. Matthew.	1979-80-81
Bryant, W.G.	1914-15
Buchanan, C.	1907-08

Bullard, R.G.	1926
Burch, Gerald T.	1958-59-60(c)
Burdell, George P.	1928-29-30
Burden, Freddie.	2014-15-16
Burke, Damian	1982-83-84-85
Burke, Samuel W.	1964-65-66(c)
Burkholder, Gary L.	1963-64-65
Burks, Jason L.	1997-98-99
Burks, Willie L.	1986-87-88-89
Burnett, Daniel R.	2002-03
Burnett, Julian.	2009-10-11 (c)
Burnett, Morgan.	2007-08-09 (c)
Burns, Joe F.	1998-99-00-01
Burns, Justin R.	1975-76-77
Burroughs, C.E.	1940-41
Burt, A.M.	1909-10
Burton, Nathan I.	2001-02-03-04
Busbin, W.E.	1945-46-47
Bussell, Gerald W.	1962-63-64
Butker, Harrison.	2013-14-15-16(c)
Butler, James O.	2001-02-03-04(c)
Butler, Mario	2007-08-09-10
Byerly, Tim.	2013-14-15
Bynum, H.W.	1938



Nathan Burton (2001-04)

C

Cabrel, Francis G.	1978-79-80
Cain, J.T.	1930-31-32
Caldwell, Jerry R.	1995-96-97-98(c)
Caldwell, Robert S.	1960-61-62
Callan, John P.	1969-70-71
Cameron, Delaunta L.	1995-96-97-98
Cammack, Clayton L.	1958
Camp, Brian J.	2001-02-03
Camp, Jalen	2016-17-18
Camp, Larry B.	1963
Campagna, Richard C.	1975
Campbell, Christian	2016-17-18-19
Campbell, Dean W.	1973
Campbell, Douglas A.	1972-73
Campbell, L. Kelly	1998-99-00-01
Campbell, Randall W.	1971
Carden, Gary M.	1970-71-72
Carey, Tony	1984-85
Carithers, Edward E.	1951-52-53
Carlen, James A.	1953-54

ALL-TIME LETTERWINNERS

Carlisle, Thomas I.....	1965-66-67
Carlson, Coray.....	2012-13
Carmack, Charles M.....	1961
Carmack, J.E.....	1935-37
Carman, Jonathan D.....	1997-98-99
Carmichael, Thomas A.....	1965-66-67
Carney Jr., Kenneth S.....	1981(c)
Carolina, Marvin.....	1982-83-84-85
Carpenter, S.M.....	1923-25
Carpenter, T.G.....	1943-44-46
Carpenter, Tariq	2017-18-19
Carpenter, W.G.....	1914-15-16-17
Carson, R.E.....	1926
Carson, Stanley, L.....	1955
Carter, Belfield H.....	1958-59-60
Carter, David B.....	1976
Carter, H.M.....	1923
Carter, Joel T.....	1983-84-85
Carter, Malachi	2018-19
Carter, Morgan.....	2011
Cassidy, Omar A.....	1993-94-95
Castleberry, Clinton D.....	1942
Castleberry, Don.....	1980
Castleberry, J.W.....	1944-46-47-48(c)
Castro, Timothy P.....	1996
Caudle, Chris.....	1986-87
Cavan, Harry J.....	1964
Cavette, N.M.....	1938-39-40(c)
Cawthon, Wally H.....	1979-80-81-82
Celaj, Kujtim "Ken".....	1994-95-96-97(c)
Cerge-Henderson, Kyle.....	2015-16-17-18
Chadwick, Leon.....	1979-80
Chamberlain, Bryan.....	2012-13-14-15
Chambers, John Bradley.....	1996-97-98
Chambers, Travis J.....	2005, 08
Chambers, W.J.....	1943-44
Chamblin, Gerald.....	1986-87-88
Chance, P.M.....	1935-36
Chancey, James E.....	1960-61-62
Chapman, J.G.....	1908
Chapman, Joseph R.....	1961-62-63
Chapman, Thomas A.....	1967-68-69
Cheeks, Chaz.....	2013
Cheever, Michael J.....	1992-93-94-95(c)
Cheney, Charles E.....	1969-70
Cherry, B.T.....	1930-31-32
Chimedza, T.K.	2019
Chisholm, Donathan.....	1981-82-83-84
Chivington, J.L.....	1936-37-38(c)
Choice, Tashard.....	2005-06-07

**Tashard Choice (2005-07)**

Christy, Frank J.....	1953-54-55-56
Chubbs, William.....	1989-90-91
Churchill, D.N.....	1914
Clark, Anthony "Tony".....	2006-07-08
Clark, Jack L.....	1964
Clark, Jamara.....	1998-99-00
Clark, Patrick.....	2005-06-07
Claxton, Ira St. Clair.....	2000
Clay, J.P.....	1939
Clay, R.A.....	1914
Clay, Willie J.....	1988-89-90-91(c)
Claybrooks, Felipe A.....	1997-98-99-00(c)
Claytor, Nick.....	2008-09-10
Cleland, Beau.....	2001-02
Clements, Jimmy.....	1993-94-95-96
Clifford, Harold C.....	1966
Clingan, L.H.....	1931
Clingan, Larry E.....	1959
Clinkscale, Gordon F.....	2002
Clyburn, R.B.....	2008
Cobb, F.R.....	1918-19
Cobb, Joe E.....	1948-49-50
Cochran, William S.....	1955
Coco, Jack	2018-19
Coger, Frederick L.....	1992-93-94
Coker, Donald R.....	1960
Colbert, Freeman D.....	1975-76-77(c)
Colbert, W.D.....	1944
Colcord.....	1917
Cole, Robert T.....	1963
Coleman, J.T.....	1946-47-48-49(c)
Coleman, James P.....	1973-74-75
Coleman, Marco D.....	1989-90-91
Coleman, Marcus J.....	1990-91-92-93
Coleman, W.C.....	1909-10-11
Colley, C.S.....	1912
Collier, Cory.....	1983-84-85-86
Collins, Cory.....	1999-00-01-02
Collins, E.R.....	1935-36-37
Collins, John P.....	1966-67-68
Colquitt, Carey D.....	1980-81
Colvin, Joseph T.....	1963-64-65
Colvin, S.C.....	1929-30
Conard, Chris.....	1986
Cone, Kevin.....	2009-10
Cone, Ronny L.....	1979-80-81-83
Connally, Vaughn.....	1924-25
Connell.....	1922

Connors, Matt.....	2012-13-14
Cook, H.....	1909-10-11-12-13(c)
Cooksey, Douglas A.....	1974
Cooksey, Robert T.....	1978-79
Cooksey, Tyler.....	2017-18-19
Cooper, George F.....	2004-05-06
Cooper, Douglas A.....	1961-62-63
Cooper, G.F.....	1925
Cooper, Kenny	2016-17-18
Copeland, Charles W.....	1972
Copeland, Steve E.....	1962-64-65
Cord, Robert T.....	1973
Cordrey, Peter D.....	1969-70-71
Corhen, Bryan N.....	1997-98-99-00
Corley, Robert E.....	1974-75-76
Costello, Glenn S.....	1970-71-72
Cottrell, Nathan.....	2016-17-18-19
Covington, Thomas P.....	1988-89-90-91
Cox, Jack T.....	1975
Cox, Jamal K.....	1991-92-93-94(c)
Cox, Jonathan B.....	2000-01-02
Cox, Lucas.....	2008-09-10
Cox, Michael L.....	2004-05-06-07
Cox, Orion V.....	1988-89-90
Crawford, Elbert D.....	1949-50-51
Crawford, John.....	1942
Crawford, Steven G.....	1973-74-75
Crenshaw, Christopher.....	2011-12-13
Crenshaw, F. Jermaine.....	2000
Crockett, L.L.....	1938
Crockett, Willis R.....	1985-86-87-88
Cross, Izaan.....	2009-10-11-12(c)
Crowley, E.J.....	1925-26-27(c)
Crowley, Thomas L.....	1974-75
Crum, Richard M.....	1962
Culton, John B.....	1966-67-68
Cummings, Euclid.....	2011-12-13
Cummings, R.H.....	1943
Cunningham, Douglas Brent.....	1969-70-71
Curry, David	2016-18-19
Curry, Nathaniel T.....	2000-02-03-04(c)
Curry, Shane.....	1986
Curry, Terence W.....	1986-88
Curry, William A.....	1962-63-64(c)
Cushing, Glenn.....	1936-37-38
Cushman, H.W.....	1913-14
Cutting, Michael D.....	1975-77

**Marco Coleman (1989-91)**

D	
Daffer, Terrell E.	1971-72-73
Dale, Thomas D.	1966-67-68
Daniel, J.E.	1943-44
Daniel, Stephen E.	1973-74
Daniel, Thomas D.	1977-78-79(c)
Daniels, Conrad M.	1996-98
Daniels, Prince A.	2002-03-04-05(c)
Darby, Mike	1982
Daugherty, Ben T.	1952-53-54
Davenport, Steven D.	1985-86-87-88
Davis A.	1923
Davis, Darish	1978
Davis, David H.	1951-52-53
Davis, Dennis L.	2001-02-03-04-05
Davis, Forrest D.	1969
Davis, Jason	2007
Davis, John H.	1983-84-85-86
Davis, J.R.	1907-08
Davis, John J.	1962-64
Davis, Marcus, A.	1959
Davis, Melvin	2018
Davis, Michael E.	1992
Davis, O.G.	1918-19-20-21-22
Davis, Paul "P.J."	2013-14-15-16
Davis, R.T.	1944-45-46-47(c)
Davis, Richard K.	1961-62-63
Davis, Shawn	2017-18
Davis, Tyler	2007
Davis, Tyler	2019(c)
Davis, V.L.	1918-19
Davis, Wingfield A.	1960-61
Davis, W.A.	1931-32-33
Davis Jr., Donald L.	1993-94-95(c)
Dawson, Kelton	2019
Day, A.M.	1918
Day, Curley R.	1989-90-91-92
Daykin, Anthony A.	1974-75-76(c)
Daykin, Richard	1976-77-78
Days, Synjyn	2011-12-13-14
Dean, David	1984
Dean, Doug	1987
Dean, Norris C.	1932-33-34
DeBardelaben, Stephen L.	1968-69
Dee, Michael E.	1993-94-95-96
Deeds, Derrick	1981
Deese, Marion D.	1957-58-59
DeFoor, Jack	2018-19
de la Guardia, Mario	1980
Delany, Joe H.	1956-57-58
Denney, Walter C.	1965-66-67
Denning, Donald L.	1957
Dennis, Corey	2011-12-13-14
DeVaughn, M.S.	1927
Deveney, Dylan	2019
Devine, Shamire	2014-15-16-17
Dewberry, John	1983-84-85
Dieke, Emmanuel	2010-11-12-13
Dingle, Justice	2019
DiPace, Max	2002
Dixon, Jimmy	2001-02-03-04
Dobyns, Robert B.	1961
Dodd, R.O.	1940-41-42
Dodd, Walter O.	1956
Dollar, Charles R.	1990

Dolphus, Stephen	2017-18
Dombach, R.D.	1944
Domineck, Jordan	2019
Donley, D.J.	2007
Dorough, J.H.	1943-44
Dorsey, Nathaniel W.	2001-02-03
Douglas, Carl E.	1969
Douglas, John F.	1966
Dover, Robert L.	1956-57
Dowling, J.H.	1917-19
Doyal, R.L.	1919-20
Doyal Jr., R.L.	1945-47-48-49
Drennon, R.E.	1926-27-28
Dripps, Charles S.	1974
Drummond, Daniel	2011-12-13
DuBard, W.H.	1910
Duckworth, Randy A.	1969-70-71
Dudish, Andrew C.	1969
Dudley, Derrick M.	1999
Duke, P.A.	1944-45-46
Dukes, Jimmy Jason	1992-93-94-95
Duncan	1915
Duncan, Curtis D.	1992
Duncan, Johnny W.	1968-69
Dunlap, Christopher D.	2003-04-05-06
Dunlap, E.O.	1928-29-30(c)
Dunnon, Lawrence D. "Trey"	2006-07
Dunn, Duncan, F.	1965
Dunwoody, H.R.	1916
Durant, R.J.	1927-28
Durham, James L.	1952-53-54
Durham, Step.	2014-15-16-17
Dwyer, Jonathan	2007-08-09
Dyett, Marvin B.	1978-80-81-82
Dyke, Daniel R.	1999-00-01-02
Dyke, H.E.	1939-40-41
Dykes, Bryce	2008


John Dewberry (1983-85)

E	
Earls, Correy	2007-08-09-10
Eastburn, Reid P.	1992
Eastman, William P.	1965-66-67
Easley, Chuck	1983-84-85
Eaves, S.P.	1940
Echols, Berwin C.	1999
Ecker, Harry A.	1954-55-56
Economos, Andrew J.	2002-03-04


Ector, W.H.	1937-38-39
Edge, Arthur B.	1952
Edwards, Christopher B.	1996-97-98-99
Edmunds, George R.	1965-66-67(c)
Edwards, Darrell	1987
Edwards, G.L.	1936-37
Edwards, J.E.	1941
Edwards, Kenneth M.	1965
Edwards, Howard T.J.	1988-89-90
Edwards, Mario	2008-09-10
Edwards, W.H.	1928-29-30
Egbiniewe, Anthony	2008-09-10
Elders, William E.	1961
Eldredge, D.C.	1941-42
Ellerbe, Terry E.	1972-73-74
Elliott	1925
Elliott, Bruce E.	1971-1972-1974
Elliott, Thomas	1965-66-67
Ellis, Carl S.	1976-77
Ellis, Marion D.	1954-55-56
Ellis, William C.	1965
Elmer, E.E.	1909-10-11
Elrod, Ronald H.	1965
Emerson, C.L.	1908
Emerson, Richard L.	1963-64
Engel, Curtis S.	1970-71-72
Ernzweiler, Ronald J.	1970-71
Ericksen, Harold J.	1959-60-61
Escoe, Kenneth D.	1981-83
Etheridge, Matthew T.	2000-01-02
Etheridge, Robert G.	1979-80-81-82
Eubanks, Bobby Joe	1955
Eubanks, R.W.	1933-34-35
Eubanks, Timothy E.	1967-68
Evans, Jamaal	2006-07
Evans, Tyler	2006-07
Evatt, Richard I.	1968-69-70
Everett, Charles B.	1960
Everhart, Clayton W.	1971-72
Ewing, Tim	1988-89
Ezell, C.S.	1929-30-31
Eziemefe, Ajenavi C.	2002-03-04-05

F

Fair	1925
Faisst, H.A.	1928-29
Faith, Joseph W.	1967-68-69
Farmer, I.L.	1930
Farnsworth, W.B.	1921-23-24
Farrington, William E.	1961-62-63
Faucette, Floyd S.	1957-58-59(c)
Faulk, Waymon D.	1963-64
Faulkinberry, David L.	1975-76
Faulkner, A.J.	1942-43
Faulkner, Gary A.	1971-72
Ferguson, Edwin L.	1996
Ferguson, Nicholas A.	1995
Ferris, Henry A.	1949-50-51
Ferst, F.W.	1918-19-20-21
Fiebelkorn, Thomas M.	1965
Fielder, K.J.	1912-13-14-15(c)
Fields, Mark B.	1971-72-73
Finch, Jay	2010-11-12-13
Fincher, J.T.	1921
Fincher, S.W.	1929-30-31

Hansen, Conner	2018-19	Hennessey, Alan W.	1971-72	Hughes, Eddie L.	1969-70-71
Hand, Wesley R.	1963	Henry, Georgia W.	1964-65-66	Hughes, Ralph J.	1994-95-96-97
Haney, Christopher M.	1993-94-96	Henry, Urban A.	1956-57	Hughley, Kelvin K.	1999
Hankins, Beau	2013-14-15	Hensley, Sam P.	1951-52-53	Humphreys, George W.	1952-53-54
Hardeman, Windle L.	1951-52-53	Henson, Douglas C.	1978-79	Humphreys Jr., Henry C.	1948-49-50
Harden, Wesley C.	1975	Herron, E.D.	1928-30	Hunsinger, John S.	1953-54
Hardie, Gary E.	1976-77-78	Hertenstein, James M.	1969	Hunt, A.T.	1921-22-23
Hardin, Allen	1950-51	Hester, Marvius D.	1999-00-01-02	Hunt, Alex.	1950-51-52
Hardison, C. Hugh.	1951	Hicks, David L.	1986-87-88-89	Hunt IV, Alexander Trotter	1998
Hardwick, Joseph W.	1968-69-70	Hicks, John H.	1951	Hunt, Cheyenne.	2018
Hardy, H.B.	1941-42	Hickson, Donald N.	1991-92-93-94	Hunt-Days, Jabari	2012-13-15
Hardy, William R.	2003	Higgins	1917	Hunter, Mark	1973-74-75
Hargrove, Anthony L.	2001-02	Higgins, Hal F.	2001-02-03	Huntley, Sammy L.	1981-83
Harkey, Stephen D.	1968-69-70	Hightower, J.T.	1919	Hutchinson, H.G.	1938
Harlan, J.W.	1917-19-20-21	Hightower, W.H.	1918	Hutko, Albert J.	1969-70
Harper, W.Z.	1943	Hill, A.B.	1915-16-17	Hutto, David M.	1989-90
Harrell, Anthony	2012-13-14	Hill, Andrew	1975-76-77-78	Hutton, W.B.	1912
Harrington, Mike.	1982-84	Hill, D.	1907-08-11	Hydrick, Lawton A.	1974-75-76-77
Harris, Ali G.	1991-92	Hill, Deon	2011-12-13-14	Hyland, Tim	1976
Harris, Bobby G.	1959	Hill, Harold C.	1965-66		
Harris, F.G.	1923	Hill, Jason	2007-08		
Harris, Joseph A.	1972-73-74(c)	Hill, Kent A.	1976-77-78		
Harris, Leslie	1996-97(tr)	Hill, M.E.	1943		
Harris, Mackel J.	1976-77-78-79	Hill, Richard	1973-74		
Harris, Marcus	2007	Hill, Stephen	2009-10-11		
Harris, Peje	2019	Hillmeyer, Greg.	1984		
Harrison, Anthony	1983-84-85-86	Hills, G.B.	1943-44-45		
Harrison, C.G.	1943	Hills, Richard	1985-86-87		
Harrison, Danny K.	1987-88-89	Hinojosa, Roberto.	2015		
Harrison, M.E.	1947-48-49	Hinson, Wayne D.	1974		
Hart, J.W.	1930-31-32	Hoats, John R.	1969-70		
Hartley, M. Clayton	2000-01-02	Hodge, Bobby G.	1981-82-83		
Harvin, Charles R.	1948-49-50	Hoffman, Marvin D.	1969		
Harvin, Harry T.	1965-66-67	Hogan, Mark	1983-84-85		
Harvin III, Pressley	2017-18-19	Holiday, Hobie L.	2000-01		
Harwood, James G.	1962	Holland, R.F.	1925-27-28		
Hatch, Jermaine	2000-02-03	Hollander, Robert E.	1966		
Hauck, A.E.	1929	Hollings, Tony T.	2000-01-02		
Hawkins, James D.	1964	Hollomon, Curtis J.	1996-97-98		
Hawkins-Anderson, Jair	2017	Holmes, Keith F.	1987-88-89-90		
Haycock, Michael S.	1962	Holt, Clifford R.	1960		
Hayes, J.A.	1914	Holt, F.L.	1929-30		
Haygood, Jimmy	1968	Holton, Fred	2010		
Hays, L.C.	1934-35-36	Holtsinger, E.M.	1944-45		
Head, Anthony L.	1974-75-77	Honeycutt, Bradley T.	2002-03-04-05		
Healy, Robertson L.	1970-71-72	Hood, E.J.	1925-26-27		
Healy, W.R.	1942-46-47(c)-48	Hood, R.E.	1935		
Hearn, Andy.	1984-85	Hook, L.W.	1946-47-48		
Hearn, W.W.	1926	Hoover, C.M.	1943		
Heflin, Malcolm D.	1978-79	Horn	1926		
Heggs, Marlon	1979-80	Hornbuckle, Robert E.	1969		
Helinger, Kerry S.	1970	Horne, Gregory K.	1971-72-73		
Heller, Louis J.	1966	Horton, Robert	1980-81-82-83		
Heller, Will S.	2000-01-02	Horton, Tommy.	1967		
Helm, Michael G.	1977-78-79	Houck, J.F.	1945		
Helmer, Percy C.	1967-69	Houston, Reuben J.	2002-03-04-05		
Helmus, J.A.	1941-42-45	Howard, Cordaro	2006-07-08-09		
Helzer, C.W.	1944	Howard, Jeffrey A.	1990-91-92		
Henderson, Eric C.	2002-03-04-05(c)	Howard, Jerry	2017-18-19		
Henderson, Jaquan	2017-18-19	Howard, Walter E.	1958-59-60		
Henderson, Kevin	1984-85	Howell, Kenneth R.	1979-80-81-82		
Henderson, Steven M.	1978-79-80-81	Howington, Dan.	1980-81		
Hendley, Daniel R.	1965	Huddleston, Gregory D.	1972-73		
Hendrix, David T.	1991-92-93-94	Huff, Charles F.	1954-55		
Henefield, George P.	1972	Huffines, R.D.	1918-19-23-24		

I	Inglett, Forest W.	1965-66
	Ingram, Riccardo	1984-85-86-87
	Inman, Richard E.	1951-52-53
	Irwin, B. King.	1979
	Irwin, F.L.	1925-26
	Isaacs, R.C.	1929-30-31
	Isom, Roosevelt.	1984-85-86-87
	Ison, R.L.	1938-39-40
	Ivemeyer, Bailey.	2017-18
	Ivemeyer, John	1982-83-84-85
	Ivery, Eddie Lee.	1975-76-77-78(c)
	Ivery Jr., Eddie L.	2004



Eddie Lee Ivery (1975-78)

J	Jackson, Albert J.	1995
	Jackson, Chris	2011-12
	Jackson, C. Huntington	1992
	Jackson, Jaquan	2018
	Jackson, Johnathan D.	2001-02-03-04
	Jackson, Kyle.	2008, 2010
	Jackson, Quez	2019
	Jackson, Reginald P.	1976
	Jackson, Steven A.	1994-95-96
	Jackson, Thomas E.	1962-63-64
	Jackson, Tre'	2015-16-17-18
	Jackson, Vernon E.	1971-72-73

ALL-TIME LETTERWINNERS

Jackson, Will.....	2010-11-12-13
James, Calvin E.....	1957-58-59
James, Dennis H.....	1967-68-69
James, John E.....	1948
James, Patrick M.....	1985-86-87-88
Jamison.....	1926
Jane, Jay.....	1986-87
Jaracz, Robert.....	1980-81-82
Jarrett, Omarhi.....	2017-19
Jarrett, Roy E.....	1964-66
Jarrett, Robert Tyler.....	1991-92-93
Jasper, Deron.....	2007-08-09
Jefferson, Brad.....	2007-08-09-10 (c)
Jenkins, Herbert R.....	1974-75-76
Jenkins, W.K.....	1909-10
Jenkins, Darryl G.....	1987-88-89-90(c)
Jenkins, Walter T.....	1949
Jeune, Ricky.....	2014-15-16-17
Jobson Jr., Robert W.....	1971
Joe, Erin.....	2014-15
Johnson, C.E.....	1917-20-21
Johnson, Calvin.....	2004-05-06(c)
Johnson, Charles M.....	1974
Johnson, Cleo C.....	1972-73
Johnson, Gary L.....	1999-00-01-02
Johnson, G.L.....	1909-19
Johnson, Isaiah.....	2010-11-12-14
Johnson, Jalen.....	2015-16-17-18
Johnson, James A.....	2005-06-07
Johnson, James H.....	1975
Johnson, James M.....	1974
Johnson, James R.....	1952-55-56
Johnson, Kenton.....	2003-04
Johnson, Lucas.....	2017-19
Johnson, Michael.....	2005-06-07-08 (c)
Johnson, Tim L.....	1991
Johnson, Thomas B.....	1990-91-92-93(c)
Johnson, Virgil L.....	1996-97-98
Johnson III, Henry W.....	1976-77-78-79
Johnston, J.T.....	1913-14-15-16 (c)
Jolly, Michael R.....	1976
Jones, A.E.....	1935-36-37
Jones, Andrew Shawn.....	1989-90-91-92 (c)
Jones, Bart.....	1983-84-85-86
Jones, C.D.....	1908
Jones, J.T.....	1930-31-32
Jones Jr., James A.....	1952-53-54
Jones, James D.....	1965
Jones, J. Dante.....	1981-82-83-84
Jones, Lloyd Dwight "Djay".....	2004-05-06-07
Jones, Roddy.....	2008-09-10-11 (c)
Jones, T.G.....	1928-29-30
Jones Jr., Thomas F.....	1971-72-73
Jordan, David M.....	2003-05
Jordan, Dewey E.....	1963
Jordan, Hugh Mitchell.....	1991-92
Jordan, J.A.....	1946-47-48-49
Jordan, J.P.....	1942
Jordan, Matthew.....	2015-16-17
Jordan, R.J.....	1946-47
Jordan, W.H.....	1935-36-37
Jordan, W.W.....	1940-41
Jordan-Swilling, Bruce	2017-18-19
Joseph, Gary V.....	1994-95-96
Josephson, Andrew D.....	1998-99

Jurgensen, Paul.....	1985-86-87
----------------------	------------



Brent Key (1997-2000)

Kagawa, Shaun.....	2014-15-16-17
Kallon, Francis.....	2013-14-15-16
Kamp, Matt.....	2007
Karlo, Daniel M.....	1971
Katz, Morris.....	1934
Kaylor Jr., J. Leroy.....	1979-81-82
Keelling, Kane.....	2000
Keener, L.....	1927-28
Keisler, Jeffrey.....	1980-81-82-83
Kelley, John L.....	1975-76-77-78
Kelley, Michael D.....	1978-79-80-81
Kelly, Quincy.....	2007-08
Kelly, Sam.....	1980-81
Kelly, W.J.....	1945
Kelsey, Nathaniel.....	1985-86-87-88
Kemble, Jason A.....	2000-01
Kentera, Larry K.....	1979-80-82
Kepano, Anthony H.....	1981-82-83-84
Kercher, Jim.....	1996-97
Kercher, Mark E.....	1976
Kerr, Ajani.....	2017-18-19
Key, Donald Brent.....	1997-98-99-00(c)
Kicklighter Jr., Haven L.....	1964-65-66
Kidd, Charles W.....	1966-67-68
Kidd, John Paul.....	1920-21
Kidney, Tyler.....	2010-11-12
Killie, James H.....	1966
Kilzer, J.W.....	1943-45-46
Kimsey, Richard A.....	1990-91-92-93
Kinard, William D.....	1966-67-68(c)
King, Brenton.....	2017-19
King, Cliff.....	1924
King, Donald K.....	1965-66-67
King, Jaylon	2019
King, Malcolm.....	1984-85-86-87(c)
King, Miles.....	2007
King, Noah H.....	1998-99
Kingrey, Carlo.....	1946
Kitchen, Jimmie.....	2013
Klare, John.....	1984-85
Klock, Trey.....	2015-16
Knapp, Kevin R.....	1998-99
Knight II, Demetrius	2019
Knox, Lambert J.....	1951-52

Konemann, M.J.....	1935-36-37
Koncul, Christopher.....	2001
Koon, Keron Reginald.....	2000-01-02
Kramer, Stephen A.....	1968-70-71
Krish, Zach.....	2008-09-10
Kroll, E. James.....	1973-74-75
Kroner, F.R.....	1931
Kryszon, Guenter.....	1998-99
Kuale, Ejiro M.....	2001
Kuhn, James.....	1941-42
Kupper, Robert G.....	1974-75
Kushon, James E.....	1990-91-92
Kyker, D.C.....	1945
Kyle Jr., George G.....	1974-75-76

L

Lackey, D.E.....	1937-38-39
Lackey, J.D.....	1931-32-33
Ladner, Larry.....	1950
Laikowitz, Larry M.....	1959-60-62
Lagana, John E.....	1965-66-67
Lagod, Chet.....	2019
Laircey, Jim L.....	1969-70-71
Lam, Herman.....	1969-71
Lamar, L.H.....	1918
Lamb, H.W.....	1941
Landers, Mike.....	1994-95
Landry, Dawan F.....	2002-03-04-05
Lands-Davis, Mikell.....	2015
Lang, R.M.....	1913-14-15-16
Lang, Thomas D.....	1971-72-74
Langstaff, Witt.....	1948-49
Lanier, Gary A.....	1976-77-78-79
Lansing, A.R.....	1945-48
Lantz, Toby.....	1982-83
Lantz Jr., Richard W.....	1970-71-72(c)
Lasch, John A.....	1956-57-58
Laskey, Zach.....	2011-12-13-14
Lassiter III, Issac H.....	1965
Lavette, Robert L.....	1981-82-83-84
Lavin, James W.....	1988-89-90
Law, H.G.....	1929-30
Laws, E.E.....	1931-32-33(c)
Lawson, Carl A.....	1989-90
Lawson, Clyde W.....	1959
Lawson, John W.....	1961
Lawston, Anthony L.....	2000-01-02
Laxson, Victor V.....	1961
Lay III, William	2019
Lear, Donald J.....	1987-88
LeBey, C.D.....	1920-21
Lederle, Albert J.....	1961
Ledford Jr., Parvin E.....	1963
Lee, Brian T.....	2000-01-02
Lee, C.L.....	1940
Lee, Garrett P.....	1962-63-64
Lee, Gary.....	1983-84-85-86
Lee, Ivery.....	1983-84-85-87(c)
Lee, Jahaziel	2016-17-18
Lee, Rodney J.....	1977-78-79
Lee, Vad.....	2012-13
Leidy, Dale W.....	1979
Lentz, Jeff.....	2009-10
Leonard, Dylan	2019
Leone, Christopher M.....	1994

Lester, Gregory J.....	1987-88-90-91
Leuhrman, H.....	1909-10-11
Levens, Herbert Dorsey.....	1992-93(c)
Lewis, Charles M.....	1958
Lewis, Clarence Jamal.....	2004-05-06-07
Lewis, Clifford S.....	1976
Lewis, F.C.....	1909-10
Lewis, John D.....	1990-91
Lewis, Richard O.....	1969-70-71
Lewis, Ronald W.....	1958
Lewis, Terrell.....	2014-15-16-17
Liipfert, James.....	2006-07-08
Lillard, J.B.....	1926-27
Lillie, Michael J.....	1997
Lilly, Sammy.....	1983-84-85-87
Lincoln, James M.....	1991-92-93-94
Lincoln, Robert W.....	1961
Lindsey, J.B.....	1934-35-36
Lindsey, Steven L.....	1987
Lindsley, Charles S.....	1969-70
Linginfelter, William S.....	1955
Littleton, Harry J.....	1961
Lockhart, Jon.....	2009-10
Loeb, A.L.....	1911-12-13
Loesch, Casey B.....	2001-02
Logan, M.J.....	1943-44(c)
Logan, Mark A.....	2001-02-03-04
Logan, Reginald B.....	1958
Logan, W.W.....	1942
Long, Cade.....	2019
Long, Joshua W.....	1998
Long, Stanley M.....	1972-73
Lonowski, Jacob L.....	2005-07
Lothridge, Billy L.....	1961-62-63(c)
Lowe, Lawrence D.....	1977-78-79-80
Lowrey, R.O.....	1942
Lubischer, Anthony J.....	1973-74-75
Lucas Jr., J.....	1913-14
Luck, C.F.....	1907
Luck, J.....	1910
Luck, J.K.....	1942
Luck III, James K.....	1970
Luginbill, Thomas C.....	1994
Lukkar, Steven B.....	1975-76
Lumpkin, Roy.....	1928
Luna, R.C.....	1929
Lupton, Dale B.....	1948-49
Lusk, Bob.....	1950
Lutz, David G.....	1979-80-81-82(c)
Lyman, W.P.....	1921-22
Lynch, Clinton.....	2015-16-17-18
Lyons, Matthew A.....	1950-51-52
Lyons, Preston.....	2009-10-11
Lyons, R.M.....	1934


Eddie McAshan (1970-72)

Mabra, Ronald.....	1998-99
Machen, B.J.....	2009, 2011
MacIntyre, George Michael.....	1987-88
Mack, Charles.....	1985-86
MacKendree, James A.....	1989-90-92
Mackley, Roy L.....	1958
Macy, Richard T.....	1970-71-72
Madigan, William V.....	1999
Maiello, Peter P.....	1994-95
Maker, David.....	1995
Mallard Antonio.....	2018
Malone, Alfred W.....	2001-02
Malone, George R.....	1985-86-87-88
Malone, Jonathan.....	2007-08
Malone, Ralph.....	1982-83-84-85
Maloney Jr., William H.....	1981
Malooof, George B.....	1949-50-51
Malooof, Jeffrey R.....	1987-88
Malta, Joseph W.....	1974-75
Mancaruso, James M.....	1988
Mancil, Steven Wade.....	1993
Maness, Devon.....	1978-79
Manget, Thomas Luke.....	1999-00-01-02
Manion, Tim.....	1982-83-85-86
Manley, Kyle T.....	2005-07
Mann, Devon.....	1978-79
Mann, Danny J.....	1978
Manning, George.....	1941-42-43(c)
Manning, Mark.....	1980
Marble, James A.....	1977-78
Marcordes, Tyler.....	2012-13-14
Marion, Jessie D.....	1986-87-88-89
Marius, Laurence.....	2006
Maree, G.L.....	1928-29-30
Marshall, Andrew.....	2014-15-16-18
Marshall, J.A.....	1940-42(c)
Marshall, John.....	1924-25-26
Marshall, Marcus.....	2015
Marshall, TaQuon.....	2015-17(c)-18(c)
Martenson, Chase.....	2017
Martin, Buck.....	1950-51-52
Martin, Chris.....	2018-19
Martin, Jake W.....	1961-62-63(c)
Martin, Jon S.....	1961-62-63
Martin, L.J.....	1925-26-27
Martin, Michael D.....	1980-81-82-83

Martin, W.S.....	1933-34
Martin Jr., Jake W.....	1986-87-89-90
Marvin, John.....	2014-15
Mason, Jordan.....	2018-19
Mason, Kent L.....	1974
Mason, Shaquille.....	2011-12-13-14(c)
Mason Jr., Rausey W.....	1957-58
Massey, Robert.....	1984-85-86-87
Mathews, George.....	1944-45-46-47
Mathias, Clark.....	1915-17-18
Mathis, Jeffrey D.....	1986-87-88-89
Matlock, John R.....	1961-62-63
Mathews, Michael.....	2004-05-06
Matthews, W. Clay.....	1947-48-49
Matthews, Zach.....	2015-16-17
Mattison, Richard C.....	1954-55-56
Matvay, Russell.....	1998-99-00-01
Mauck, H.M.....	1914-15-16
Mauldin, Tim.....	1984-85
Maynard, Charles N.....	1956-57
Maye, Michael.....	2019
Mays, Jerry D.....	1985-86-88-89(c)
Mays, Reggie.....	1983
Mayton, John A.....	1969-71
McAden III, Rufus Y.....	1962
McArthur, J.R.....	1930-31-32
McAshan III, Eddie.....	1970-71-72
McCabe, Richard.....	2001
McCaskill, Robert M.....	1974-75
McCauley, George R.....	1955
McClary, Jeremiah.....	1987-88-89-90(c)
McClellan, Austin.....	2015-16
McCloskey, Frank.....	1968-69-70-71
McCommons, Stephen R.....	1976-77
McConnell, F.....	1922-23
McCord, D.E.....	1913-14
McCoy, Delma S.....	1964-65-66
McCoy, Robert H.....	1947-48-49-50
McDaniel III, William D.....	1974-75
McDevitt, Sean L.....	1986-87-88
McDonald, Alf.....	1912-13
McDonough, J.J.....	1919-20-21-22
McDowell, M.C.....	1908
McElroy, Joshua.....	1999
McGaughey, William C.....	1959-60-61(c)
McGee, Curtis L.....	1993-94-95-96(c)
McGill, Jason.....	1990-91-92
McGuire, Xavier R.....	2003-04-05-06
McHugh, W.P.....	1941-42-46
McIntosh, J.C.....	1944-45-46(c)
McIntyre, J.F.....	1921-22-23(c)
McKay, Antonio.....	1983
McKayhan, Daniel.....	2009-10-11
McKee, J.W.....	1929-30-31
McKenzie, Michael A.....	1971-72-73
McKinley, J.E.....	1934-35
McKinney, R.H.....	1945-46-47-48
McKinney, William S.....	1958-59
McKinnon, Bobby.....	1968
McLaughlin, Mark P.....	1972-73
McLeod, William L.....	1972-73-74
McManus, Nathan P.....	2004-05-06-07
McNair, Tremayne.....	2011-12-13-14
McNamara, Kevin M.....	1970-71-72
McNames, Patrick M.....	1960-61-62

ALL-TIME LETTERWINNERS

McNearney, Sam	2014
McPhaul, L.G.	1908
McRae, D.F.	1925-26
McRae, Nick	2009-10-11-12
McRee, C.A.	1921
Means, C.P.	1908
Means, E.B.	1911-12-13
Melton, Tyler	2008-09-10-11
Melvin, Lamar C.	1966-67
Melvin, Michael	1985-86-87
Mendheim, James R.	1961-62-63
Menegazzi, Paul D.	1981-83-84
Menger, Johnny V.	1953-54-55-56
Menocal, Nick	2011-12-13
Mercer, Michael K.	1972-74
Merchant, Emmett A.	1988-89-90-91
Merideth III, Lonnie L.	1978
Merkle, Gus	1924-25
Merritt, James	1990
Merrweather, Tyler	2014-16-17-18
Messick, Antonio	2014-15-16-17
Middlebrooks, Jack S.	1965
Middleton, Harvey	1994-95-96-97(c)
Milam, Woodrow M.	1989-90-91-92
Miles, Carl	2010
Miles, Jermaine L.	1995-96
Miller, Don E.	1954-55-56
Miller, Hal	1950-51-52
Miller, Matthew L.	1997-98-00
Miller, Veryl E.	1989-90
Miller Jr., Birl B.	1972-73
Milligan, Harry	1931
Mills, Dedrick	2016
Mills, H.F.	1943
Milo, Michael W.	1971
Milton, Chris	2012-13-14-15
Minihan, Mikey	2019
Minter, Michael M.	1995-96
Mitchell, Brant	2015-16-17
Mitchell, Christopher M.	1969
Mitchell, LaShon D.	1994
Mitchell, Ross	1998-99-2000-01(c)
Mitchell, R.M.	1945
Mitchell, W.M.	1921-22
Mitchell, Wade T.	1953-54-55-56(c)
Mizell, L.W.	1927-28-29
Modrak, Frank M.	1976
Molina, Yoel	1993-96
Momon, Clinton	1977-78-79
Montague, A.F.	1912-13-14
Montgomery, Joe	1982
Moody, Travis	1986-87
Mooney, Michael P.	1988-89-90-91(c)
Mooney, Stephen W.	1979-80-82
Moore, F.B.	1923-24
Moore, George E.	1978-79
Moore, H.	1908
Moore, Jack G.	1969-70
Moore, Jeremy	2012
Moore, Justin	2011-12
Moore, J.S.	1934
Moore, Nicholas J.	2003
Moore, W.A.	1912
Moorer, W. Daniel	1964-65-66(c)
Moorhead Jr., Robert	1950-51-52

Morehouse, Christopher W.	2000-01-02
Morelock, Delmar, C.	1976
Morgan, Brad	2016-18-19
Morgan, Derrick	2007-08-09 (c)



Derrick Morgan (2007-09)

Morgan, J.P.	1935-37
Morgan, Mark	1980
Morgan, Scott	2018-19
Morgan, Tyler	2009-10-11-12
Moriarty, Patrick J.	1973-74-75-77
Morris, George	1950-51-52
Morris, George W.	1962-64
Morris, Greg A.	1992-93-94
Morris, James L.	1952-54
Morris, Jimmy M.	1953-54-55(c)
Morris, Larry C.	1951-52-53-54(c)
Morris, W.H.	1932
Morrison, D.E.	1914-15-16(c)
Morrison, Mot J.	1954
Morrow, H.K.	1943
Moss, Jack S.	1959-61
Mote, Wayne G.	1985-86-87-88
Muerth, A.M.	1939-40
Mugg, Kenneth E.	1966
Mulherin, Matthew W.	1949
Mullen, William S.	1986-87-88-89
Mumford, Gallin E.	1968-69
Munroe, Malcolm	2009-10-11-12
Muns, Michael	2016
Murchison, Jeff	1993
Murdock, C.H.	1944-46
Murphy, Fred J.	1958-59
Murphy, R.W.	1937-38-39(c)
Murphy, T.M.	1922
Murphy, Thomas J.	1964
Murray, J.A.	1931
Murray, James G.	1974
Murray, John A.	1925
Murray, Matthew T.	1978
Murray, Sam D.	1924-25-26
Muyres, Jeremy J.	1999-00-01-02(c)
Muyres, Jon R.	1996-97-99-00(c)
Myddleton, W. Smith	1964-65-66
Myers, Christopher T.	1995-96-97
Myers, Don	1950
Myers Jr., Charles D.	1973-74-75

N

Nabelle, E.G.	1921-23-24
Nabors, Jerry H.	1955-56-57
Nail, Jimmy A.	1959-60-61
Nance, A.S.	1913
Naples, Andrew P.	1974
Nash, Austin	2019
Nealy, Quayshawn	2011-12-13-14(c)
Negus, Dale	1983
Neblett, H.C.	1930-31-32(c)
Neese, Darrell	1991
Nelson, Richard R.	1965-66-67
Nephew Jr., David S.	1975
Nesbitt, Joshua	2007-08-09-10 (c)
Nesbitt, M.M.	1918-19
Nettles, J.E.	1940
Neuss, William J.	1991-92-93-94
Newberry, LeShawn	2005-06
New, Wayne C.	1969
Newman, Robert B.	1977-78-79
Nicholl, Michael O.	1959-60-61
Nicholson, Erick M.	1970
Niebanck, Michael E.	1979-81-82
Nilson, Rodney C.	1992
Nix, John P.	1963
Nix Jr., Frank H.	1958
Nixon, J.U.	1935-36-37
Noble, Dominique	2012-13-14-15
Noe, James M.	1955
Nolan, James S.	1946-47-48
Nordmann, Patrick	2010
Norris, Kalani	2019
Norris, Steven H.	1969-70
North, Robert E.	1948-49-50
Norton, Darrell D.	1981-82-83-84
Novak, George A.	1971
Nowell, Hal Gordon (honorary)	1919
Nutting Jr., John E.	1959-60

O

Oenbrink, Robert M.	1969
Okebie, Onu	2010
O'Kelley, C.S.	1945
O'Leary, Timothy	1991
O'Leary, Martin	2001
Olive, Sammy R.	1979-80
Oliver, Adam M.	2004-05-06-07
Oliver, Brandon	2013-14-15
Oliver, Kaleb	2018-19
Oliver, Tobias	2018-19
Olson, J.W.	1945
Oltz, H.F.	1927
O'Neal, John F.	1978
O'Neill III, John C.	1969-70-71
O'Neill Jr., John H.	1948-49
O'Neill, Michael O.	1961
Onwualue, Denis	2015
O'Reilly, Thomas	2013
Orr, Jeffrey E.	1977
Osborne, Terrell H.	1977-78
Oven, John M.	1970-71-72
Owen, Charles L.	1987-88-89
Owen, Kenneth S.	1954-55-56
Owens, Antwan	2017-18-19



Owens, Phillip A. 1979
Owings Jr., James B. 1971-72-73

P

Page, J.A. 1937-38
Page, P.F. 1942
Page, Warren Craig 1996-97-98
Paige, Jamal 2009-10
Pair, R.H. 1939
Pallman, Charles M. (Chip) 1968-69-70
Palmer, Thomas M. 1985-86-87-88
Papushak, Jeffrey A. 1991-92-93-94
Paquette, Alex 2007
Parham, R.S. 1926-28
Parker, Edward H. 2005
Parker, Ken 1982-83-84-85
Parker, Stacy J. 1989-90-91-92
Parker, Travis A. 2002-03-04
Parise, Ron 1972
Pasanella, Dave 1983-84
Paschal, William A. 1942
Paschal, William A. 1962-63-64
Pass, James R. 1975-76-77(c)
Patelles, Lucas 2019
Patterson, Donald R. 1976-77-78(c)
Patterson, H.W. 1908-09-10-11
Patterson, Jack D. 1951-52
Patton Jr., George Lee 1994-95
Patton, J.S. 1913-14
Patton, James W. 1947-48-49-50
Paul, Jerry L. 1968
Pauline, James V. 1965
Paynem, Robert G. 1975
Pearson, Toby 1984-85-86-87
Peek, Colin D. 2005-07
Peek, J.W. 1945
Peeler, T.B. 1931
Peeler, Patrick 1993
Peeples, Embry 2008-09-10-11
Peeples, Joel T. 1977-78-79-80
Penley Jr., James W. 1965-66-67
Peoples, Kevin L. 1989-90-91-92
Perdoni, Renso G. 1969-70
Perkerson, J.G. 1933-34
Perkerson, L.N. 1939
Perkins, Charles 2011-13-14
Perkins Jr., Thomas B. 1978-79
Perry, Elton P. 1954
Perryman, Nathan 1993-94-95-96(c)
Person III, James W. 1968-69
Peters, Jason 2008-09-10-11
Peterson, W.B. 1931-32-33
Peterson, Michael 2008-09-10-11
Petit, J.W. 1946-47-48
Pettis, Terry L. 1987-88-89-90
Pharr, Stephen B. 1989-90-91(c)-92(c)
Phenix Jr., H. Rees 1952-54
Phillips 1919(c)
Phillips, D.J. 1932-33-34(c)
Phillips, G.M. 1915-16-17-19(c)
Phillips, J.R. 1943-44-46-47
Phillips, Jeremy M. 2002
Phillips, Michael D. 1981-82-83
Pierce, Jeffrey A. 1978-79-80-81
Pike, Mark 1982-83-84-85

Pilgrim, Raymond W. 1957-58-59
Piller, Zachery P. 1994
Plaster, R.A. 1940-41-42(c)
Polk, Charles D. 1968-69
Poole, George 1950-51-52
Poole, J.M. 1932-33
Poole, W. Owen 1924-25-26 (c)
Poole, Sean 2010-11-12-13
Pope, E.G. 1946-47-48-49
Poree, Albert 2001
Porter, C.E. 1912
Porter, Joel E. 1973-74-75-76
Porter, John K. 1983-84-85
Porter, John T. 1986-87
Pounds, Cleve 1982-83-84-85
Powell, David C. 1998
Powell, James R. 1959-60
Powers, Steven 2007
Prather, Robert S. 1963
Preas, J.H. 1913-14-15-16
Preston, C.B. 1934-35-36
Pretz, Dick 1950-51-52
Price, Elbert L. 1966
Price, Elliot A. 1974-75-76
Price, Mitchell 1993
Priestley, Jerry M. 1963-64-65
Prkop, E.S. 1942-43
Pund, H.R. 1926-27-28(c)
Putnal, Stephen S. 1971-72-73

Q

Queen, William L. 1947-48-49
Quigg, B.G. 1939-40
Quinn, Martin 1993
Quinney, Zach 2018-19
Quinton Jr., Billy D. 1977

R

Raible, Steven C. 1973-74-75
Raine, J.M. 1935
Rainey, H.W. 1913
Rampley, C. Todd 1985-87-88
Randolph, R.L. 1926-27-28
Rank, Matthew B. 1978-79-80
Rassau, Thomas J. 1974
Rathburn, Ira 1950
Ratterman, G.A. 1920
Ray, Darryl 1989-90
Rawlins, Ricky A. 1973
Read, R.C. 1927
Rearden, Joseph W. 2003
Redford, David E. 1951-54
Reed, John N. 1957-58-59
Reed, Lamont S. 1993
Reese, Dominique 2007-08-09-10
Reese, James C. 1990
Reese, Larry C. 1976-77-78
Reeves, H.L. 1923
Reeves, Robert 1924
Register, Gerry G. 1974
Reid Jr., James E. 2004-05
Reid, Lee R. 1959-60-61
Reid, Rashaad 2008-09-10-11
Reid, R.C. 1926


Reilly, Hugh O. 2000-01-02-03(c)
Reis, Christopher E. 2002-03-04-05(c)
Rhino, Chappell 1950-51-52
Rhino, Daniel V. 1974-75-76
Rhino, Kelley W. 1999-00-01-02
Rhino, Randall P. 1972-73-74
Rhodes, Matthew D. 2004-05-06-07
Rhodes, Robert M. 1988
Rice, Anthony L. 1990-91-92-93
Rice, Ronald 1980-81-82-83
Richard II, Darryl 2004-06-07-08 (c)
Richards, C.P. 1939
Richards, Charles James 1994
Richardson, Alpette 1975-78-79
Riddle, Dave 1982
Riggle, John O. 1969-70
Riles, Wayne J. 2006
Rimmer, Walter 1937-38
Ritter, W.O. 1943-44
Rivera, Malik 2018
Roberson, Avery R. 2004-05-06-07
Robert, L.W. 1907
Roberts, C.H. 1933-34
Roberts, Chase 2013
Roberts, Linwood 1954
Roberts, Roderick D. 1996-97-98
Roberts, S.A. 1935-37
Roberts, Zach 2018
Roberts-Blake, Raymond A. 2000-01-02 (c)
Robertson, Darrell T. 2004-05-06-07
Robertson, Greg 1985
Robertson, Justin E. 1995-96-97-98
Robinson, C.B. 1909-10
Robinson, Donald R. 1971-72-73
Robinson, James P. 1972-73-74
Robinson, Leon A. 2001-02-03-04
Robinson, Robie 1950
Robinson, Tony 1997-98-99-00
Robison Jr., David M. 1956-58
Rochester, Denny A. 1979-81-82
Rocker, Albert 2008-09-10
Rodgers, Franklin C. 1951-52-53
Rodriguez, Robert E. 1989-90-91-92
Rodwell, Ryan 2012-14-15-16
Rogers, Alan 1980
Rogers, Bill 1980
Rogers IV, Charles B. 1965
Rogers, Eugene Jackson 2002-03
Rogers, J.R. 1917-18
Rogers, John E. "Charlie" 1995-96-97-98(c)
Rogers, Nicholas Q. 1999-00-01(c)
Rogers, Phillip F. 1995-97-98-99
Rogers, Ronald W. 1994-95-96-97(c)
Rogers, Stuart 1980-81-82-83
Rogers, Travis W. 2005
Rollins, Robert T. 2005
Roof, Terence E. "Ted" 1982-83-84-85(c)
Roof, T.D. 2017
Rook-Chungong, Rod 2014-15-16
Roper, Bradley R. 1977-78
Rosamilia, Mike 1983-84-85-86
Rosamond, W.I. 1935
Rose, John L. 1975-76
Rose, Thomas E. 1955-56-58
Rosinski, Michael D. 1970
Ross, Arthur E. 1950-51



ALL-TIME LETTERWINNERS

Rotenberry, Paul D.	1954-55-56
Rountree, A.J.	1914
Rowe, Jonathan.	2003
Rowlett, Mark.	1977
Rucker, Charles A.	1974-75-76-77
Rudolph, Coleman H.	1989-90-91-92(c)
Rudolph, Jake.	1950-51-52
Rudolph, John L.	1957-58-59
Ruffin, Larry W.	1951-52-53
Rush, Angelo.	1989-90
Rusk, W.	1927-28-29(c)
Rutherford, Bruce F.	1969-71
Rutland, Reginald.	1983-84-85-86
Ryans, Curtis	2019
Ryckley, A.E.	1941-42

S




Lucius Sanford (1975-77)

Sackett, G.W.	1934
Saint-Amour, Anree.	2015-16-17-18
Sale, Oliver H.	1954-55
Salem, Richard.	1981-82-83
Salisbury, Kevin M.	1986-87-88-89
Salome, Joe M.	1950
Sammons, David.	1994
Sampson, Michael J.	2002
Sanders, Adonicas	2019
Sanders, C.R.	1939-40-41 (c)
Sanders, Hugh A.	1964
Sanders, Leavitt F.	1972-73
Sanford Jr., Lucius M.	1975-75-76-77 (c)
Santospago, Louis F.	1968
Sargent, John A.	1972-73-74
Saunders, Jalen.	2014-15
Saussy, Hugh.	1924
Scales III, Herbert K.	1974-75-76
Scarboro, D.D.	1918-19-20-21
Scharfschwerdt, E.	1943
Scharfschwerdt, William R.	1949
Schmidgall, David E.	2000-01
Schmidt, Robert K.	1978-79
Schnitzer, Ray L.	1974-75-76-77(c)
Schroeder, Christian.	2003
Schroer, John W.	1964-65-66(c)
Schultz, Mark H.	1980-81-82
Schwetje, Craig.	1993
Scott, Kenneth M.	2003-04-05-06
Scott, Franklin R.	1990-91-92
Scott, Rusty.	2013-15
Scotton, Stefen D.	1987-88-89-90
Scully, David.	2011-12

Scully, Dennis W.	1972-73
Seager, Tim.	2013-15
Seamon, Robert B.	1966-67-68
Searcy, Qua.	2015-16-17-18
Selenbo, Josh.	2017
Sellers, Bradley A.	2006-07-08-09
Sellingner, Frank L.	1965
Sendobry, Doug.	1985-87
Sennett, Bill.	1953-54
Senules, Edward A.	1975
Senter, J.C.	1914-15-16
Sermulka, Leonard S.	1975
Serpico, Matt.	2014
Sessions, Lee.	1924
Seward Jr., James P.	1962-63-64
Sewell, Charles D.	1963-64
Sewell, Donald R.	1976-77-78
Sexton, Frank M.	1961-62-63
Sexton, Thomas K.	1976-77
Shamburger, Ellis L.	1954
Shamburger III, Ellis L.	1975-76-77-78
Shank, Donald P.	1973-74-75
Shank, Jeffrey E.	1977-78 (c)
Sharp, Anthony Scott.	1994
Sharpe, John F.	1963
Shaver, T.W.	1917
Shaw, C.F.	1933-34
Shaw, C. Brandon.	1995-96-97
Shaw, Gene.	1938-39-40
Shaw, Jared "Jaybo".	2008-09
Shaw, William L.	1958-59-60
Sheffer Jr., Powell P.	1949-50-51
Sheffield, Mark J.	1979-80-81-82
Sheldon, R.W.	1941-42
Shell Jr., John W.	1963
Shepard, Derrick L.	1994-95-96-97
Sheppard, Steve V.	1975-76-77
Sheridan, Michael A.	1995-96-97-98
Sheridan, Robert E.	1961
Sherman, Robert G.	1951-52-53
Sherill, Jeff.	1986
Shields, William D.	1972-73-74
Shiver, David N.	1968-69-70
Shoemaker Jr., Jacob W.	1952-53
Shook, Claude E.	1965-66-67
Showell, Avery	2019
Showman, Mark A.	1975-76
Shuberg, David A.	1992
Shuler, Theodore R.	1951-52
Shulman, I.	1927-28
Shuman, Jimmy H.	1960
Sias, John R.	1966-67-68
Sides, James V.	1959-60
Sifiri, Joseph C.	1987-88-89-90
Simerville, Lester T.	1957-58
Simmons, Antonio.	2014-15-16-17
Simmons, Charlie.	1991-93-94
Simmons, Christopher.	1987-88-89-90
Simmons, David A.	1962-63-64
Simmons, DeShaan Z.	1995-96-97
Simmons, Lamont.	2016-17-18
Simmons, Roy F.	1975-76-77-78
Simons, James S.	1977-78-79
Sims, David B.	1974-75-76
Sims, David.	2010-11-12-13(c)
Sims, Jack.	1986
Sims, Myles	2019
Sims, Quentin.	2009
Sims, T.F.	1935-36-37(c)

Sims, W.E.	1937
Sinclair, B.W.	1909-10
Singleton, Timothy M.	1957
Sircy, Walter Z.	1960-61-62
Sisson, Scott O.	1989-90-91-92



Scott Sisson (1989-92)

Skalko, John J.	1972-73
Skelton, Lancen S.	1978-79-80-81 (c)
Skov, Patrick.	2015
Slaten, R.L.	1942-46-47
Sloan, B.H.	1929
Slocum, J.R.	1931-32-33
Smales, Bill.	1985
Smelter, DeAndre.	2013-14
Smith, Andrew W.	2005-06-07-08
Smith, Austin J. "A.J."	2005-06-07-08
Smith, Ben S.	1959-60
Smith, Brad.	1985
Smith, C.B.	1907
Smith, C.S.	1926-27-28
Smith, Carlos L.	1994-95
Smith Jr., Daniel J.	1957-58-59
Smith, Daryl L.	2000-01-02-03(02)
Smith, David.	2004
Smith, Demond.	2012-13-14-15
Smith, Devon	2019
Smith, Dontae	2019
Smith, Forrest.	1945
Smith, Fred.	1950
Smith, George B.	1936-37-38
Smith, Giles R.	1964-65-66
Smith, Gregory J.	2006-07-08
Smith, H.R.	1947-48
Smith, James R.	1972
Smith, Jeffrey L.	1973
Smith, Johnny S.	1977-78-79-80
Smith Jonathan D.	2000-01-02-03
Smith, Kamau Kofi.	1995-96-97-98(c)
Smith, Michael C.	1991-92-93-94
Smith, Murry D.	1974-75-76
Smith, Orwin.	2009-10-11-12
Smith, O.D.	1934
Smith, Phil.	2009-10-11
Smith, Sean W.	1986-87-88-89
Smith, Ted N.	1955-56-57
Smith, Trey.	2017
Smith, W.D.	1918
Smith, W.N.	1943
Smoots, Jonathan.	1983
Smrekar, Jacob.	1997
Sneed, P.C.	1914

Snell, Gary.....	1981	Strupper, George E.....	1915-16-17
Snider, Luke.....	2007	Studdard, Larry G.....	1969-70-71
Snoddy, Broderick.....	2012-13-14-15	Sudderth, James T.....	1963
Snow, Leonard N.....	1965-66-67	Suggs, Aaron J.....	2002-03
Snow, Mike.....	1984-85	Summer, James L.....	1953-54-55
Snyder, Kenneth D.....	1949-50-51	Summers, Micheal.....	2013-14
Snyder, W.R.....	1907	Sumpter, Levon.....	1978
Solomon, Robert S.....	1960-61	Sutton, S.B.....	1939-40-41
Sorrelles, Tyrone.....	1985-86	Swaim, James C.....	1968
Southall, Bruce C.....	1970-72-73	Swanson, David H.....	1981
Southard, J.W.....	1946-47-48-49	Swanson, George P.....	1959-60-61
Southers, Jared.....	2019(c)	Sweeting, Rod.....	2009-10-11-12
Southerland, Ken.....	1983-84	Swilling, Brady.....	2015-17
Spalding, J.J.....	1908-09-10	Swilling, Darrell G.....	1988-89-90-91
Sparks, R. Stan.....	1981	Swilling, Jerry Kenneth.....	1988-89-90-91
Spears Jr., Leon B.....	1951-52	Swilling, Pat.....	1982-83-84-85
Speer, F.....	1927-28-30	Swilling, Tre.....	2019
Spence, T.L.....	1914-15-16	Sykes, Lewis W.....	1949-50
Spencer, Glenn.....	1982-83-84-85	Sykora, James J.....	1974
Spioffa Jr., Eugene J.....	1968-69	Sylvester, Steven.....	2008-09-10-11 (c)
Sprading, T.L.....	1932-33		
Spratte, Gerald E.....	1954		
Sprayberry, J.P.....	1938-39-40		
Spriggs, David E.....	1949		
Stacy, G.T.....	1934		
Stallard, Kyle.....	2014		
Stallings, Larry.....	1960-61-62		
Stallworth, Cedric T.....	1985-86-87-88 (c)		
Stallworth, Dexter.....	1994-95-96		
Stamps Jr., Charles W.....	1972		
Stanfill, Tom.....	1980-81-83		
Stanley, Jimmy.....	1980-81		
Stansbury, M. Todd.....	1981		
Stanzione, Rich.....	2019		
Stargel, Tyler.....	2013-14-15		
Staton, A.H.....	1919-20-21-22		
Staton, J.C.....	1920-21-22-23		
Steadman, David A.....	1961		
Steagall, Derrick L.....	1993-94-95-97		
Steber, John W.....	1943(c)		
Steele, John A.....	1974-76-77		
Stegall, C.R.....	1912		
Stegall, William David.....	1988-89-90-91		
Stein, Wilbur.....	1941-42-43		
Stephens, Rodrequis L.....	1984-86-87-88		
Stephenson, Donald P.....	1955-56-57(c)		
Stevens, James A.....	1972-73		
Stevenson, Joel C.....	1966-67-68(c)		
Stevenson, Robert O.....	1971-72-73		
Stewart, Brad.....	2015-16-17-18		
Stewart, Ryan E.....	1992-93-94-95(c)		
Stickler, Jake.....	2016-17		
Still, J.E.....	1946-47		
Stimson, Nathan K.....	1996-98		
Stokes, Ivey J.....	1978-79-80		
Stone, Robert M.....	1957-58		
Story, Lyles W.....	1966-67-68		
Stover, Clarence B.....	1980		
Stradley, Jim.....	1986		
Strain Jr., Lee O.....	1959		
Street, W.O.....	1934-35		
Strickland, David L.....	1976-77		
Strickland, R.E.....	1929-30		
Strickland, Vernon.....	1994-95		
Stroebe, Trevor.....	2013-14		
Strohmeier, Richard F.....	1989		
Strom, Rick.....	1983-84-86-87		
Strom, Robert B.....	1969		
Stroman, Graham L.....	1993-94		


Pat Swilling (1982-85)

T	
Tanner, Chris.....	2009-12
Tarplin, Jesse A.....	1995-96-97-98
Tarquino, Gavin C.....	2003-05
Tarrant, Jerrard.....	2009-10
Tattich, Robert B.....	1974
Taylor, Cooper.....	2008-09
Taylor, James S.....	1967
Taylor, Jim B.....	1981-82
Taylor, Kenneth T.....	1978-79-80
Taylor, Michael H.....	1976-78(c)
Taylor, Rumsey B.....	1948-49
Taylor, Tom.....	1982-83
Taylor Jr., John H.....	1963-64
Teas Jr., William T.....	1952-53
Tedder, David K.....	1976
Teknipp, Tyler.....	2015
Templeton, Peden.....	1950
Terry, James L.....	1975
Tetterton, Alex G.....	1999-00-01
Thaden, Bill.....	1950-51-52
Tharpe, E.S.....	1935-36
Tharpe, Mack.....	1924-25-26
Tharpe, R.H.....	1931-32-33(c)
Theodocion, Charles D.....	1952-56-57
Thomas, Landers A.....	1987-88
Thigpen Jr., Robert F.....	1971-72
Thomas, Andre A.....	1985-86-87-88
Thomas, Andy.....	1983


Thomas, Charlie.....	2018-19
Thomas, Darrell.....	1979-80
Thomas, Demaryius.....	2007-08-09
Thomas, Eric F.....	1986-87-88-89(c)
Thomas, Jernea.....	2009, 2011-12-13(c)
Thomas, John J.....	1983-84-85
Thomas, Juanyeh.....	2018-19
Thomas, Justin.....	2013-14(c)-15(c)-16(c)
Thomas, Levon.....	2001-02-03-04
Thomas, Robert D.....	1962
Thomas, Robert P.....	1975-77-79
Thomas, Ted.....	1956-57-58
Thomason, E.K.....	1911-12-13
Thomason, J.G.....	1927-28-29
Thomason, John M.....	1956
Thompson, Alex.....	1998
Thompson, Charles K.....	1959
Thompson, Jimmy E.....	1954-55-56
Thompson, Keny.....	1981
Thompson, Larry.....	1945
Thompson, E.O.....	1934-35
Thompson Jr., Roy L.....	1949
Thomson, Andrew.....	2003-04
Thrash, K.M.....	1926-27-28
Thrash, W.G.....	1938
Thrash Jr., Kenneth M.....	1955-56
Thurson, Theodore N.....	1979-80-81-82
Thurson, Timothy H.....	1978-79
Thweatt.....	1917
Tibbetts Jr., Marvin O.....	1958-59-60
Tidwell, Robert H.....	1957
Tidwell-Neal, Andrew C.....	2001-02-03-04(c)
Tierney, Clarence L.....	1974-75-76
Tiggle, Calvin B.....	1989-90
Tilman, Travares A.....	1996-97-98-99(c)
Timmons, Stephen G.....	1971
Tinsley, P.R.....	1943-44(c)
Tisdell, Kevin A.....	1990-91-92
Tobin, Sean.....	2011-13-14-15
Tolbert, Troy T.....	1997-98-2000
Toner, Donald W.....	1961-62
Tongo, Osahon.....	2007-08-09
Tortorici, Anthony J.....	1989
Trainer Jr., Cecil E.....	1951-52-53
Trapnell, James H.....	1964-66
Travis, Kyle.....	2011-12-13-14
Travis, Mike.....	1982-83-84-85
Travis, Scott E.....	1990-91-92
Trawick, C.B.....	1913
Traylor, Robert.....	1955-56
Tucci, John A.....	1972-73
Tucker, Taalib S.....	2005-06
Tuminello, Kevin J.....	2004-05-06-07
Turner, Glenn O.....	1951-52-53
Turner III, Dewitt T.....	1965-66-67
Turrentine, Thomas L.....	1971-72
Tye, Leonidas W.....	1958

U	
Ulrich.....	1917
Urczyk, Jeffrey L.....	1973-74-75
Uremovich, Matthew.....	1999
Usher, Myron Finesse.....	2004
Usty, Joe.....	1922-23-24
Utt, Benjamin M.....	1987-89-90
Uzzi, Omoregie.....	2009-10-11-12(c)



ALL-TIME LETTERWINNERS

V	West, G.R.	1916	Wise, Daryl D.....	1983-84
	West, Charles G.	1952	Wisman, Witt B.	1971-72-73
Vance, John Todd	1991-92-93-94		Witherspoon III, Dan,	1994-96-97
Van Dora, Tash J.	1968-69		Wolfe, Richard C.	1969
Vann, Ronald	1956-57		Wolfe, Robert V.	1984
Varner, Edwin S.	1964-65		Wood, C.R.	1937-38-39
Veazey, Norman D.	1957-58		Wood, Dan L.	1979-80
Vereen, Carl H.	1953-54-55-56		Wood, Duane R.	1979-80-81-82
Vereen, Orville P.	1951-52-53 (c)		Woodall, Timothy M.	1968
Vernau, Charles A.	1993-94-95		Woodhull, Maury T.	1968
Vernon, Tyler	2017		Woods, Christopher J.	2003-04-05
Vezy Jr., Stanley A.	1969-70		Woods, James W.	1975-76
Vickers, Paul A.	1955-56-57		Woolf, John R.	1955
Viereck, G.W.	1931-32		Word-Daniels Jahi L.	2005-06-07-08
Vines, John E.	1950-51		Wright	1925
Vitunic, Joseph A.	1967-69		Wright, Frederick N.	2000-01-02
Volkert, George A.	1953-54-55-56 (c)		Wright, Harry	1950-51-52
Volley Jr., Lynwood	1978-79-80		Wright, J.E.	1939-40-41(c)
VonWeller, P.J.	1928		Wright, James L.	1964-65-66
Voss, Dan	2006-07-08-09		Wright, Jeffrey M.	1990-91-92-93
			Wright, John W.	1961-62
W			Wright, Marcus	2008, 2010
Waddey, F.O.	1927-28		Wrotta, Mansfield C.	2003-04-05-06
Wakefield, M.L.	1943		Wycoff, S.D.	1923-24-25
Walker, Alex	2008		Wysong, Michael J.	1968-69-70
Walker, Keenan E.	1991-92-93			
Walker, Steve C.	1978-79			
Walker, Vance J.	2005-06-07-08 (c)			
Walker, Warren L.	1970			
Wallace, Donald W.	1966-68			
Wallace, Kyle P.	2001-02-03-04			
Waller, Darren.	2011-12-13-14			
Walls, Lance	2008			
Walls, Levi	2007			
Walls, Logan	2008-09-10-11			
Walton, Zamari	2019			
Warner, R.J.	1934			
Warren, Harry C.	1966			
Washington, Tevin	2010-11-12(c)			
Waskey, Carlton B.	1960-61			
Waters, J. Alan	1988-89-90-91			
Waters, Dean B.	1979-81-82-83			
Waters, Mitch	1985-86			
Watkins, G.C.	1927-28-29			
Watkins, Hugh R.	1962-63-64			
Watkins, James F.	1956-57-58(c)			
Watkins, Kerry J.	1999-00-01-02(c)			
Watson, Alonzo	1985-86-87-88			
Watson, Carl D.	1960-61-62			
Watson, Merix W.	1998-99-00-01			
Watson, Richard	2009-10-11			
Watterworth, Bradley A.	1975			
Watts, Brandon	2010-11-12-13			
Weaver, Dean.	1984-85-86-87			
Weaver, John B.	1966-67-68			
Weaver, Keith B.	1995			
Weaver, William H.	1989-90-91-92			
Webb, B.P.	1918-19-20			
Webb, G.I.	1939-40-41			
Webster, Grady F.	1954			
Weigle, John	1950			
Weiman, Edward A.	1961-62-63			
Weimerskirch, Quaide.	2016-17			
Welch, John J.	1959-60			
Welchel, Dan	1917			
Wellington, Ralph W.	1962			
Wells, Thomas E.	1958-59-60			
Wells, Wesley	2018-19			
Werner, S.A.	1923			
West, G.R.	1916			
West, Charles G.	1952			
West, W.P.	1941-42			
Westbrook, J.J.	1927-28-29			
Westbrook Jr., Jack	1980-81-82-83			
Westmoreland, Marc	1996			
Whately, Melvin	1998			
Whealer, Edward O.	1972-73-74-75			
Wheat, Johnny L.	1949-50-51			
Wheby, E.M.	1938-39			
Wheeler, Philip.	2003-05-06-07			
Whisenhunt, Ken	1981-82-83-84			
White, Bret C.	2006-07-08			
White, D.J.	2012-13-14-15(c)			
White, Edward Dezman	1997-98-99			
White, Mark J.	1985-86-87-88			
White, Willie	2008			
Whitehead, Kenderius	2015			
Whitley, Jake	2015			
Wilcox, A.L.	1936-37-38			
Wilcox, E.D.	1932-33-34			
Wilcox, Eric D.	1966-67-68			
Wilcox, J.R.	1933-34-35			
Wilcox, Reggie D.	1997-98-99			
Wilder, Edwin	1997-98-99-00			
Wiley, Charles A.	1995-96-97-98			
Wiley, Floyd M.	1955-56			
Wilhoit, Billy	1943			
Wilkinson, Rodney K.	1991-92-93-94			
Wilkes, Gregory C.	1967-69			
Wilkes, Reginald W.	1974-75-76-77			
Wilkins, Brian E.	1995-96-97-98			
Wilkins, G.C.	1940			
Wilkins, Gary C.	1981-82-83-84			
Wilkinson, Gerris	2002-03-04-05(c)			
Wilkins, Scott	1998			
Williams, Anthony	2011-12-13			
Williams, A.S.	1929-31-32			
Williams, B.W.	1944-45-47			
Williams, C.W.	1932-33-34			
Williams, Chirod A.	2002-03-04			
Williams, Darius L.	2003-04			
Williams, Gary T.	1963-64-65			
Williams, I.A.	1923-24-25			
Williams, John B.	1975			
Williams, John W.	1968-69-70			
Williams, Jerrelle L.	1988-89-90-91			
Williams, Marlon C.	1990-91-92-93			
Williams, Michael A.	1990-91-92-93			
Williams, Mitchell	2015			
Williams, Larry E.	1969			
Williams, Rodney C.	1995-96-97-98			
Williams, Samuel A.	2006			
Williams, Sidney E.	1949-50-51			
Williams Jr., Calvin L.	1994-95-96			
Williamson, Grady Lee	1988-89			
Williamson, William M.	1959-60-61(c)			
Willis, Isiah	2014-15-16			
Willloch, Raymond	1953-54			
Wills, John T.	1952			
Wilson, Casey	2015-16-17			
Wilson, Don	1984-85-86-87			
Wilson, J.I.	1943-44			
Wilson, Kenneth J.	1987-88-89			
Wilson, William C.	1961-62			
Wimbush, Recardo L.	1999-00-01-02(c)			
Winegar, James M.	1978			
Wingo, Gary L.	1971			
Winingder, Thomas K.	1960-61-62(c)			



Ken Whisenhunt (1981-84)

Y

Yahiaoui, Mohamed	2005-06, 08
Yandell, Clyde	2008-09
Yates, Brian J.	1979
Yates, George B.	1962-63
Yeager, Bruce D.	1974-75-76-77
Yondjouen, Sylvain	2019
Young, Christopher L.	1998-99-00-01(c)
Young, Clyde A.	1951-52
Young, Louis	2010-11-12-13

Z

Zachery, Cedric T.	1992-93-94-95
Zawoysky, Ronald J.	1969
Zenon, Tony	2011-12-13-14
Ziegler, F.R.	1946-47-48
Ziegler, John A.	1960
Zimmerman, Jeff	1986-87

(c) Team captain



1944

LE Joe Daniel
LT Jack Glenn
LG Roland Phillip
C Paul Duke
RG George Hills
RT Deane Gaines
RE Phil Tinsley
QB Johnny McIntosh
FB Billy Williams
HB Frank Broyles
HB George Mathews

1949

LE Jack Griffin
LT Tom Coleman
LG Ewell Pope
C Bob Bossons
RG Buck Doyal
RT Dan Bradach
RE Dick Harvin
QB Jimmy Southard
FB Morris Harrison
LHB Buster Humphreys
RHB Bob McCoy

FB Glenn Turner
HB Leon Hardeman
HB Bill Teas
K Pepper Rodgers

DEFENSE

LE Sam Hensley
LT Bill Thaden
LG Orville Vereen
RG Roger Frey
RT Bob Sherman
RE Cecil Trainer
LB George Morris
LB Larry Morris
HB Bobby Moorhead
HB Charlie Brannon
S Jake Rudolph
P Dave Davis

RG Allen Ecker
RT Ormand Anderson
RE Don Ellis
QB Wade Mitchell
FB Ken Owen
HB Paul Rotenberry
HB George Volkert
P Ken Owen

1961

LE Ted Davis
LT Ed Griffin
LG Harold Ericksen
C Willie McGaughey
RG Dave Watson
RT Larry Stallings
RE Bob Solomon
QB Stan Gann
FB Mike McNames
HB Chick Graning
HB Billy Williamson
P Billy Lothridge

1945

LE Bill Busbin
LT Bob Davis
LG George Hills
C Paul Duke
RG Buck Doyal
RT Deane Gaines
RE Walter Kitzer
QB Ed Holtsinger
FB Johnny McIntosh
LHB George Mathews
RHB Jack Peek

1950

LE Dick Harvin
LT Ray Beck
LG John Vines
C Bob Bossons
RG D. Flanagan
RT Hal Miller
RE Henry Ferris
QB Darrell Crawford
FB Bobby North
HB Bob McCoy
HB Buster Humphreys
James Patton

1953

LE Sam Hensley
LT Roger Frey
LG Franklin Brooks
C Larry Morris
RG Orville Vereen
RT Bob Sherman
RE Henry Hair
QB Pepper Rodgers
FB Glenn Turner
HB Leon Hardeman
HB Billy Teas
P Dave Davis

1957

LE Jerry Nabors
LT Urban Henry
LG Dan Theodocion
C Don Stephenson
RG Leon Askew
RT Rausey Mason
RE Ted Smith
QB Fred Braselton
FB Lester Simerville
HB Stan Flowers
HB Cal James
P Jerry Nabors

1962

LE Ted Davis
LT Ed Griffin
LG Rufus Guthrie
C Bobby Caldwell
RG Dave Watson
RT Larry Stallings
RE Billy Martin
DS Don Toner
QB Billy Lothridge
FB Mike McNames
HB Joe Auer
HB Zollie Sircy
P/K Billy Lothridge

1946

LE Jimmy Jordan
LT Bob Davis
LG Bill Healy
C Paul Duke
RG Ewell Pope
RT Ralph Slaten
RE George Brodnax
QB Frank Broyles
FB Allen Bowen
LHB George Mathews
RHB Pat McHugh

1951

OFFENSE
LE Jeff Knox
LT Lum Snyder
LG Ed Gossage
C Pete Brown
RG Ray Beck
RT Hal Miller
RE Buck Martin
QB Darrell Crawford
FB George Maloof
HB Leon Hardeman
HB John Hicks
K Pepper Rodgers

1954

LE Bill Sennett
LT Carl Vereen
LG Franklin Brooks
C Larry Morris
RG Bill Fulcher
RT Ormand Anderson
RE Henry Hair
QB Wade Mitchell
FB George Humphreys
HB Paul Rotenberry
HB Billy Teas
P Johnny Menger

1958

LE Jerome Green
LT Rausey Mason
LG Bob Stone
C Maxie Baughan
RG John Neal Reed
RT Ted Thomas
RE Gerald Burch
QB Fred Braselton
FB Floyd Faucette
HB Cal James
HB Frank Nix
P Gerald Burch

1963

LE Ted Davis
LT Bill Farrington
LG Brad Yates
C Dave Simmons
RG Jimmy Seward
RT Joe Chapman
RE Billy Martin
LB Ed Weinman
QB Billy Lothridge
FB Ray Mendheim
HB Joe Auer
HB Johnny Gresham
P/K Billy Lothridge

1947

LE J.W. Castleberry
LT R.L. Slaten
LG J.R. Phillips
C L.W. Hook
RG Bill Healy
RT Bobby Davis
RE George Brodnax
QB Jimmy Southard
Jim Still
FB Frank Zeigler
LHB George Mathews
RHB Jim Petit

DEFENSE

LE Sid Williams
LT Bill Thaden
LG Ed Carithers
RG Ray Beck
RT Lamar Wheat
RE Pete Ferris
LB Larry Morris
LB George Morris
HB Bobby Moorhead
HB Charlie Brannon
S Jackie Rudolph
P Dave Davis

1955

LE Tommy Rose
LT Carl Vereen
LG Franklin Brooks
C Jimmy Morris
RG Allen Ecker
RT Ken Thrash
RE Don Ellis
QB Wade Mitchell
FB Dickie Mattison
HB Paul Rotenberry
HB George Volkert
P Johnny Menger

1959

LE Gerald Burch
LT Billy Shaw
LG Harold Ericksen
C Maxie Baughan
RG John Neal Reed
RT Toby Deese
RE Jack Rudolph
QB Marvin Tibbetts
FB Taz Anderson
HB Floyd Faucette
HB Billy Williamson
P Gerald Burch

1964

OFFENSE
SE Mike Fortier
LT Bill Moorer
LG Joe Colvin
C Bill Curry
RG Bill Myddelton
RT Tom Ballard
TE Gary Williams
QB Jerry Priestley
FB Jeff Davis
HB Johnny Gresham
HB Terry Haddock
K Bunky Henry

1948

LE Jack Griffin
LT Dan Bradach
LG Ewell Pope
C L.W. Hook
RG Bill Healy
RT Tom Coleman
RE George Brodnax
QB Jimmy Southard
FB Jim Petit
LHB Frank Ziegler
RHB Bob McCoy

1952

OFFENSE
LE Jeff Knox
LT Matt Lyons
LG Ed Gossage
C Pete Brown
RG Jake Shoemaker
RT Hal Miller
RE Buck Martin
QB Bill Brigman

1956

LE Tommy Rose
LT Carl Vereen
LG Jimmy Johnson
C Don Stephenson

1960

LE Gerald Burch
LT Billy Shaw
LG Harold Ericksen
C Willie McGaughey
RG Dave Watson
RT Ed Nutting
RE Taz Anderson
QB Stan Gann
FB Ben Smith
HB Chick Graning
HB Billy Williamson
P Don Coker

DEFENSE

OLB Dave Austin
DL Billy Schroer
DL John Battle
DL Jimmy Seward
OLB Steve Copeland
ILB Dave Simmons



STARTING LINEUPS

ILB W.J. Blane
 CB Gerry Bussell
 CB Tommy Jackson
 SS Tommy Bleick
 FS Haven Kicklighter
 P Jerry Priestley

1965**OFFENSE**

SE Mike Fortier
 LT Bill Moorers
 LG Joe Colvin
 C Jim Breland
 RG Bill Myddelton
 RT Lamar Wright
 TE Gary Williams
 QB Kim King
 FB Tommy Carlisle
 TB Lenny Snow
 FL Craig Baynham
 K Bunky Henry

DEFENSE

OLB Bill Ellis
 DL Billy Schroer
 DL John Battle
 DL Buddy McCoy
 OLB Steve Copeland
 ILB Randall Edmunds
 ILB W.J. Blane
 CB Tommy Bleick
 CB Bill Eastman
 SS Haven Kicklighter
 FS Sammy Burke
 P Jerry Priestley

1966**OFFENSE**

SE Mike Fortier
 LT Bill Moorers
 LG Buddy McCoy
 C Jim Breland
 RG Rick Nelson
 RT Lamar Wright
 TE Steve Almond
 QB Kim King
 FB Doc Harvin
 TB Lenny Snow
 FL Craig Baynham
 K Bunky Henry

DEFENSE

OLB Eric Wilcox
 DL Mike Ashmore
 LB Billy Schroer
 DL John Lagana
 OLB Tommy Carlisle
 ILB W.J. Blane
 ILB Randall Edmunds
 CB Bill Eastman
 CB Haven Kicklighter
 SS Giles Smith
 FS Sammy Burke
 P Charlie Mason

1967**OFFENSE**

SE Joel Stevenson
 LT Rick Nelson
 LG Joe Vitunic
 C Billy Kidd
 RG Lamar Melvin
 RT Jim Penley
 TE Steve Almond
 QB Kim King
 FB Doc Harvin
 TB Lenny Snow
 FL John Sias
 K Tommy Carmichael

DEFENSE

OLB Tommy Carlisle
 DL John Lagana
 DL Claude Shook
 DL Mike Ashmore
 OLB Chris Denny
 ILB Randall Edmunds
 ILB Eric Wilcox
 CB Joe Bill Faith
 CB Bill Eastman
 SS David Barber
 FS Bill Kinard
 P Tommy Chapman

1968**OFFENSE**

SE Tim Woodall
 LT Galin Mumford
 LG Mike Bradley
 C John Collins
 RG Todd Woodhull
 RT Terry Story
 TE Joel Stevenson
 QB Larry Good
 FB John Weaver
 TB Dennis James
 FL John Sias
 K Johnny Duncan

DEFENSE

OLB Steve Foster
 DL Eric Wilcox
 DL Bob Seamon
 DL Lou Santospago
 OLB Mike Glad
 ILB Bill Flowers
 ILB Steve DeBardelaben
 CB Mike Wysong
 CB Joe Bill Faith
 SS Bill Kinard
 FS Tash van Dora
 P Tommy Chapman

1969**OFFENSE**

SE Larry Studdard
 LT Al Hutko
 LG Joe Vitunic
 C John Callan
 RG Mark Bradley
 RT Richard Gardner

TE Steve Norris
 QB Jack Williams
 FB Steve Harkey
 TB Brent Cunningham
 FL Herman Lam
 K Jack Moore

DEFENSE

OLB Randy Duckworth
 DL Rock Perdoni
 LB Stan Beavers
 DL Sid Gunter
 OLB Smylie Gebhart
 ILB Buck Shiver
 ILB John Riggie
 CB Rick Lewis
 CB Jeff Ford
 SS Bubba Hoats
 FS Mike Wysong
 P Tommy Chapman

1970**OFFENSE**

SE Larry Studdard
 LT Glenn Costello
 LG Richard Gardner
 C John Callan
 RG Al Hutko
 RT Rick Lantz
 TE Steve Foster
 QB Eddie McAshan
 FB Steve Harkey
 TB Rob Healy
 FL Brent Cunningham
 K Jack Moore

DEFENSE

OLB Brad Bourne
 DL Rock Perdoni
 LB Gary Carden
 DL Jim Broome
 OLB Smylie Gebhart
 ILB Buck Shiver
 ILB Bill Flowers
 CB Rick Lewis
 CB Jeff Ford
 SS Dave Beavin
 FS Bubba Hoats
 P Chip Pallman

1971**OFFENSE**

SE Jim Owings
 LT Glenn Costello
 LG Al Hutko
 C John Callan
 RG Scott Engel
 RT Rick Lantz
 TE Mike Oven
 QB Eddie McAshan
 FB Rob Healy
 TB Greg Horne
 FL Brent Cunningham
 K Bobby Thigpen

DEFENSE

OLB Randy Duckworth
 DL Joe Gaston
 LB Stan Beavers
 DL Brad Bourne
 OLB Smylie Gebhart
 ILB Gary Carden
 ILB Bruce Elliott
 CB Mike McKenzie
 CB Jeff Ford
 SS Dave Beavin
 FS Gary Faulkner
 P Dick Bowley

1972**OFFENSE**

SE Jimmy Robinson
 LT Don Robinson
 LG John Sargent
 C Pete Geren
 RG Glenn Costello
 RT Rick Lantz
 TE Mike Oven
 QB Eddie McAshan
 FB Rob Healy
 TB Greg Horne
 FL Jim Owings
 K Bobby Thigpen

DEFENSE

OLB Beau Bruce
 DE Joe Gaston
 NG Steve Putnal
 DE Tim Macy
 OLB Brad Bourne
 ILB Bruce Elliott
 ILB Gary Carden
 CB Mike McKenzie
 CB Randy Rhino
 SS Witt Wisman
 FS Scott Bridge
 P Dick Bowley

1973**OFFENSE**

SE Jimmy Robinson
 LT Scott BeVier
 LG Don Robinson
 C Rowland Bradford
 RG Bill McLeod
 RT Billy Shields
 TE Mark Fields
 QB Jim Stevens
 FB Bruce Southall
 TB Greg Horne
 FL Jim Owings
 K Cam Bonifay

DEFENSE

OLB Beau Bruce
 DE Richard Gibney
 NG Steve Putnal
 DE Bobby Daffer
 OLB Don Shank
 ILB Joe Harris
 ILB Stan Long

CB Mike McKenzie
 CB Scott Bridge
 SS Witt Wisman
 FS Randy Rhino
 P Dick Bowley

1974**OFFENSE**

SE Jimmy Robinson
 LT Jeff Urczyk
 LG Mark Hunter
 C Leo Tierney
 RG Bill McLeod
 RT Billy Shields
 TE Steve Raible
 QB Danny Myers
 FB Pat Moriarty
 TB David Sims
 FL Adrian Rucker
 K Danny Smith

DEFENSE

OLB Bruce Elliott
 DE Red McDaniel
 NG Bob Bowen
 DE Rick Gibney
 OLB Lucius Sanford
 ILB Joe Harris
 ILB Tony Daykin
 CB Randy Rhino
 CB Gil Kyle
 SS Eddie Porter
 FS Danny Rhino
 P Mike Johnson

1975**OFFENSE**

SE Elliott Price
 LT Jeff Urczyk
 LG Mark Hunter
 C Leo Tierney
 RG Alex Bryan
 RT Bob Curley
 TE Steve Raible
 QB Danny Myers
 FB Pat Moriarty
 TB David Sims
 FL Bucky Shamburger
 K Don Bessillieu

DEFENSE

OLB Freeman Colbert
 DE Red McDaniel
 LB Lawton Hydrick
 DE Rick Gibney
 OLB Reggie Wilkes
 ILB Bob Bowen
 ILB Lucius Sanford
 CB Danny Rhino
 CB Gil Kyle
 SS Tony Daykin
 FS Don Bessillieu
 P Harper Brown



1976

OFFENSE

SE John Steele
LT Roy Simmons
LG Randy Pass
C Leo Tierney
RG Elliott Price
RT Jay Garrett
TE Donnie Sewell
QB Gary Lanier
FB David Sims
TB Eddie Lee Ivery
FL Adrian Rucker
K Danny Smith

DEFENSE

OLB Reggie Wilkes
DE Mike Blanton
NG Mike Cutting
DE Bob Bowen
OLB Freeman Colbert
ILB Lucius Sanford
ILB Mackel Harris
CB Eddie Porter
CB Danny Rhino
SS Tony Daykin
FS Don Bessillieu
P Harper Brown

1977

OFFENSE

SE Drew Hill
LT Mike Taylor
LG Randy Pass
C Tom Daniel
RG Terrell Osborne
RT Kent Hill
TE Bruce Yeager
QB Gary Lanier
FB Rodney Lee
TB Eddie Lee Ivery
FL Bucky Shamburger
K Johnny Smith

DEFENSE

OLB Reggie Wilkes
DE Mike Blanton
NG Mike Cutting
DE Roy Simmons
OLB Freeman Colbert
ILB Lucius Sanford
ILB Mackel Harris
CB Jeff Shank
CB Donald Patterson
SS Lawrence Lowe
FS Don Bessillieu
P Ted Peebles

1978

OFFENSE

SE Drew Hill
LT Mike Taylor
LG Roy Simmons
C Scott Simons
RG Ben Utt
RT Kent Hill

TE Donnie Sewell
QB Mike Kelley
FB Rodney Lee
TB Eddie Lee Ivery
FL Bucky Shamburger
K Johnny Smith

DEFENSE

OLB Al Richardson
DE Mike Blanton
NG Ivey Stokes
DE Mark Bradley
OLB Mackel Harris
ILB Henry Johnson
ILB Mike Helm
CB Donald Patterson
CB Ken Taylor
SS Lawrence Lowe
FS Don Bessillieu
P Jeff Pierce

1979

OFFENSE

SE Kris Kentera
LT David Lutz
LG Clint Momon
C Scott Simons
RG Ben Utt
RT Tom Daniel
TE George Moore
QB Mike Kelley
FB Ronny Cone
TB Bo Thomas
FL Leon Chadwick
K Johnny Smith

DEFENSE

OLB Al Richardson
DE Rick Olive
NG Ivey Stokes
DE Lynwood Volley
OLB Lance Skelton
ILB Henry Johnson
ILB Bill Haley
CB Kevin Schmidt
CB Ken Taylor
SS Mark Sheffield
FS Lawrence Lowe
P Jeff Pierce

1980

OFFENSE

SE Marlon Heggs
LT Ellis Gardner
LG Ken Howell
C Mark Schultz
RG Ben Utt
RT David Lutz
TE Glenn Etheridge
QB Mike Kelley
FB Ronny Cone
TB Matt Bryant
FL Leon Chadwick
K Johnny Smith

DEFENSE

OLB Lance Skelton
DT Marvin Dyett
NG Mark Bradley
DT Lynwood Volley
OLB Robert Jaracz
ILB Duane Wood
ILB Steve Mooney
CB Ken Taylor
CB Ted Thurston
CB Mark Sheffield
FS Lawrence Lowe
P Jeff Pierce

1981

OFFENSE

SE Kenny Thompson
LT Ellis Gardner
LG Ken Howell
C Dean Waters
RG Derek Gwinn
RT David Lutz
TE Glenn Etheridge
QB Mike Kelley
FB Ronny Cone
TB Robert Lavette
FL Jeff Keisler
K Ron Rice

DEFENSE

OLB Lance Skelton
DT Marvin Dyett
NG Wally Cawthon
DT Mark Bradley
OLB Robert Jaracz
ILB Duane Wood
ILB Rob Horton
CB Paul Menegazzi
CB Ted Thurston
SS Mark Sheffield
FS Sammy Brown
P Jeff Pierce

1982

OFFENSE

SE Darrell Norton
LT Ellis Gardner
LG Ken Howell
C Dean Waters
RG Mark Schultz
RT David Lutz
TE Gary Wilkins
QB Jim Bob Taylor
FB Eddie Fortier
TB Robert Lavette
FL Jeff Keisler
K Ron Rice

DEFENSE

OLB Dante Jones
DT Marvin Dyett
NG Donnie Chisholm
DT Bobby Hodge
OLB Robert Jaracz
ILB Duane Wood
ILB Rob Horton

CB Mike Travis
CB Ted Thurston
SS Jack Westbrook
FS Sammy Brown
P Ron Rice

1983

OFFENSE

SE Darrell Norton
LT John Iveymer
LG Derek Gwinn
C Dean Waters
RG Tony Kepano
RT John Davis
TE Ken Whisenhunt
QB John Dewberry
FB Ronny Cone
TB Robert Lavette
FL Darryl Wise
K Ron Rice

DEFENSE

OLB Pat Swilling
DT Bobby Hodge
NG Donnie Chisholm
DT Glenn Spencer
OLB Dante Jones
ILB Rob Horton
ILB Ted Roof
CB Mike Travis
CB Reginald Rutland
SS Jack Westbrook
FS Toby Lantz
P Ron Rice

1984

OFFENSE

SE Darrell Norton
LT John Iveymer
LG John Thomas
C John Davis
RG Tony Kepano
RT Pete Blazek
TE Ken Whisenhunt
QB John Dewberry
FB Keith Glanton
TB Robert Lavette
FL Mike Harrington
K David Bell

DEFENSE

OLB Pat Swilling
DT Glenn Spencer
NG Donnie Chisholm
DT Ken Parker
OLB Dante Jones
ILB Ted Roof
ILB Jim Anderson
CB Mike Travis
CB Reginald Rutland
SS Cleve Pounds
FS Anthony Harrison
P Mike Snow

1985

OFFENSE

SE Gary Lee
LT John Iveymer
LG John Thomas
C Andy Hearn
RG Sam Bracken
RT John Davis
TE Robert Massey
QB John Dewberry
FB Malcolm King
RB Cory Collier
FL Toby Pearson
K Thomas Palmer

DEFENSE

OLB Pat Swilling
DT Ken Parker
NG Ivery Lee
DT Mark Pike
BA Mark Hogan
ILB Ted Roof
ILB Jim Anderson
CB Reginald Rutland
CB Mike Travis
SS Cleve Pounds
FS Anthony Harrison
P Mike Snow

1986

OFFENSE

SE Gary Lee
LT Tyrone Sorrells
LG Dean Weaver
C John Davis
RG Eric Bearden
RT Mitch Waters
TE Robert Massey
QB Rick Strom
FB Malcolm King
RB Cory Collier
FL Toby Pearson
K David Bell

DEFENSE

OLB Paul Jurgensen
DT Kyle Ambrose
NG Travis Moody
DT Steve Mullen
OLB Willis Crockett
ILB Mark White
ILB Rod Stephens
CB Reginald Rutland
CB Cedric Stallworth
SS Andre Thomas
FS Anthony Harrison
P Sean McDewitt

1987

OFFENSE

SE Steve Davenport
LT Darryl Jenkins
LG Dean Weaver
C Eric Bearden
RG Joe Sifiri
RT Jessie Marion



STARTING LINEUPS

TE Robert Massey
 QB Rick Strom
 RB Malcolm King
 RB Richard Hills
 FL Greg Lester
 K Thomas Palmer

DEFENSE

OLB Paul Jurgensen
 DT Willie Burks
 NG Ivery Lee
 DT Sean Smith
 OLB Willis Crockett
 ILB Doug Sendobry
 ILB Eric Thomas
 CB Cedric Stallworth
 CB Sammy Lilly
 SS Jay Martin
 FS Riccardo Ingram
 P Sean McDewitt

1988**OFFENSE**

SE Steve Davenport
 LT Darryl Jenkins
 LG Scott Beavers
 C Eric Bearden
 RG Joe Siffri
 RT Jessie Marion
 TE Alonzo Watson
 QB Todd Rampley
 FB Nate Kelsey
 RB Jerry Mays
 FL Greg Lester
 K Thomas Palmer

DEFENSE

OLB Willis Crockett
 DT Willie Burks
 NG Jeff Mathis
 DT Sean Smith
 OLB George Malone
 ILB Rod Stephens
 ILB Eric Thomas
 CB Cedric Stallworth
 CB Kenneth Wilson
 SS Andre Thomas
 FS Ken Swilling
 P Sean McDewitt

1989**OFFENSE**

SE Emmett Merchant
 LT Darryl Jenkins
 LG Jim Lavin
 C Billy Chubbs
 RG Joe Siffri
 RT Jessie Marion
 TE Tom Covington
 QB Shawn Jones
 FB Stefan Scottion
 RB Jerry Mays
 FL Scotty Barron
 K Scott Sisson

DEFENSE

OLB Marco Coleman
 DT Willie Burks
 NG Jeff Mathis
 DT Sean Smith
 OLB Kevin Salisbury
 ILB Eric Thomas
 ILB Jerrelle Williams
 CB Willie Clay
 CB Kenneth Wilson
 SS Thomas Balkcom
 FS Ken Swilling
 P Scott Aldredge

1990**OFFENSE**

SE Emmett Merchant
 LT Darryl Jenkins
 LG Jim Lavin
 C Billy Chubbs
 Veryl Miller
 RG Joe Siffri
 RT Mike Mooney
 TE Tom Covington
 QB Shawn Jones
 FB Stefan Scottion
 RB William Bell
 FL Bobby Rodriguez
 K Scott Sisson

DEFENSE

OLB Marco Coleman
 DT Coleman Rudolph
 NG Kevin Battle
 DT Jerimiah McClary
 OLB Marlon Williams
 ILB Jerrelle Williams
 ILB Calvin Tiggie
 CB Keith Holmes
 CB Willie Clay
 SS Thomas Balkcom
 FS Ken Swilling
 P Scott Aldredge

1991**OFFENSE**

SE Emmett Merchant
 LT Mike Mooney
 LG Kyle Frederick
 C Billy Chubbs
 RG Scott Gold
 RT Russell Freeman
 TE Tom Covington
 QB Shawn Jones
 FB Rodney Wilkerson
 TB Jimmy Lincoln
 FL Greg Lester
 K Scott Sisson

DEFENSE

OLB Marco Coleman
 DT Coleman Rudolph
 NG Kevin Battle
 DT Richard Kimsey
 OLB Marlon Williams
 ILB Jerrelle Williams
 ILB Erick Fry

CB Curley Day
 CB Willie Clay
 SS Ken Swilling
 FS Kevin Peoples
 P Jason Bender

1992**OFFENSE**

SE Jason McGill
 LT Jim Kushon
 LG Gary Brown
 C Michael Cheever
 RG Woodie Milam
 RT Jason Dukes
 TE Jeff Papushak
 QB Shawn Jones
 FB Michael Smith
 TB Jimmy Lincoln
 FL Bobby Rodriguez
 K Scott Sisson

DEFENSE

OLB Tom Johnson
 DT Coleman Rudolph
 NG Kevin Battle
 DT Richard Kimsey
 OLB Marlon Williams
 ILB Jamal Cox
 ILB Rodney Wilkerson
 CB Curley Day
 CB Lethon Flowers
 SS Kevin Peoples
 SS Mike Williams
 P Jason Bender

1993**OFFENSE**

SE Omar Cassidy
 LT Gary Brown
 LG Brian Bravy
 C Michael Cheever
 RG Chuck Vernau
 RT Yoel Molina
 TE Jeff Papushak
 QB Donnie Davis
 FB Jeff Wright
 TB Dorsey Levens
 William Bell
 FL Keenan Walker
 K Tyler Jarrett

DEFENSE

OLB Tom Johnson
 DT Bill Neuss
 NG Bryan Baxter
 DT Richard Kimsey
 OLB Marlon Williams
 ILB Jamal Cox
 ILB Rodney Wilkerson
 CB Marcus Coleman
 CB Mike Williams
 SS David Hendrix
 FS Mike Dee
 P Jason Bender

1994**OFFENSE**

SE Charlie Simmons
 LT Curtis McGee
 LG Brian Bravy
 C Michael Cheever
 RG Chuck Vernau
 RT Jason Dukes
 TE Jeff Papushak
 QB Tommy Luginbill
 HB Derrick Steagall
 TB C.J. Williams
 FL Jason Bender
 K Chris Leone

DEFENSE

OLB Ralph Hughes
 DT Bill Neuss
 NG Zach Piller
 DT Several Players
 OLB Don Hickson
 ILB Jamal Cox
 ILB Rodney Wilkerson
 CB Nathan Perryman
 CB Lethon Flowers
 SS David Hendrix
 FS Mike Dee
 P Jason Bender

1995**OFFENSE**

SE Cedric Zachery
 LT Curtis McGee
 LG Michael Minter
 C Michael Cheever
 RG Ken Celaj
 RT Jason Dukes
 TE Grant Baynham
 QB Donnie Davis
 FB Charles Wiley
 TB C.J. Williams
 FL Derrick Steagall
 Harvey Middleton
 K Dave Frakes

DEFENSE

DE Ralph Hughes
 DT Derrick Shepard
 NG Al Jackson
 DE Jermaine Miles
 OLB Jimmy Clements
 ILB Ron Rogers
 ILB Keith Brooking
 CB Nathan Perryman
 CB Nick Ferguson
 SS Ryan Stewart
 FS Mike Dee
 P Rodney Williams
 Keith Weaver

1996**OFFENSE**

SE Harvey Middleton
 LT Curtis McGee
 LG Michael Minter
 C Craig Page

RG Ken Celaj
 RT Steve Jackson
 TE Grant Baynham
 QB Joe Hamilton
 FB Charles Wiley (Inj.)
 TB C.J. Williams
 FL Mike Sheridan
 K Brad Chambers
 Dave Frakes

DEFENSE

DE Ralph Hughes
 DT Derrick Shepard
 NG Patrick Bradford
 DE Jermaine Miles
 OLB Jimmy Clements
 ILB Ron Rogers
 ILB Keith Brooking
 CB Nathan Perryman
 CB Jason Bostic
 SS Mike Dee
 FS Brian Wilkins
 P Rodney Williams

1997**OFFENSE**

SE Harvey Middleton
 LT Ken Celaj
 LG Jason Burks
 C Craig Page
 RG Brent Key
 RT Chris Brown
 TE Mike Lillie
 QB Joe Hamilton
 FB Ed Wilder
 TB Charles Wiley
 FL Derrick Steagall
 K Dave Frakes

DEFENSE

DE Ralph Hughes
 DT Derrick Shepard
 NG Tony Robinson
 Dan Witherspoon
 DE Jesse Tarplin
 OLB Delaunta Cameron
 ILB Ron Rogers
 ILB Keith Brooking
 CB Jerry Caldwell
 CB Jason Bostic
 SS Travares Tillman
 FS Brian Wilkins
 P Rodney Williams

1998**OFFENSE**

SE Dez White
 LT Chris Brown
 LG Noah King
 C Craig Page
 RG Brent Key
 RT Jon Carman
 TE Russell Matvay
 QB Joe Hamilton
 FB Ed Wilder
 TB Charles Wiley (Inj.)

Joe Burns
 FL Charlie Rogers
 K Brad Chambers

DEFENSE

DE Nate Stimson
 DT Merrix Watson
 DT Tony Robinson
 Guenter Kryszon
 DE Jesse Tarplin
 LB Delaunta Cameron
 LB Matt Miller
 LB Chris Edwards
 CB Jamara Clark
 CB Jason Bostic
 SS Jerry Caldwell
 FS Travares Tillman
 P Rodney Williams

1999
OFFENSE

SE Dez White
 LT Chris Brown
 LG Jason Burks
 C Noah King
 RG Brent Key
 RT Jon Carman
 TE Conrad Andrzewski
 QB Joe Hamilton
 FB Ed Wilder
 TB Sean Gregory
 (Joe Burns, inj.)
 (Phillip Rogers, inj.)
 FL Kelly Campbell
 K Luke Manget

DEFENSE

DE Felipe Claybrooks
 DT Merrix Watson
 DT Guenter Kryszon
 DE Greg Gathers
 LB Recardo Wimbush
 LB Ross Mitchell
 (Matt Uremovich, inj.)
 LB Chris Edwards
 CB Jamara Clark
 Marvious Hester
 CB Travares Tillman
 SS Chris Young
 FS Jeremy Muiyres
 P Dan Dyke

2000
OFFENSE

WR Jon Muiyres
 LT Chris Brown
 LG Raymond Roberts-Blake
 C David Schmidgall
 RG Brent Key
 RT John Bennett
 TE Russell Matvay
 QB George Godsey
 FB Ed Wilder
 TB Joe Burns
 WR Kelly Campbell
 K Luke Manget

DEFENSE

DE Nick Rogers
 DT Merrix Watson
 DT Tony Robinson
 DE Greg Gathers
 LB Recardo Wimbush
 LB Daryl Smith
 LB Ather Brown
 CB Jamara Clark
 CB Chris Young
 Jonathan Cox
 SS Cory Collins
 Chris Young
 FS Jeremy Muiyres
 P Dan Dyke

2001
OFFENSE

WR Jonathan Smith
 LT Nat Dorsey
 LG Leon Robinson
 C David Schmidgall
 RG Hugh Reilly
 RT Jason Kemble
 TE Russell Matvay
 QB George Godsey
 WR Will Glover
 TB Joe Burns
 WR Kelly Campbell
 K Luke Manget

DEFENSE

DE Nick Rogers
 DT Alfred Malone
 DT Gary Johnson
 DE Greg Gathers
 LB Recardo Wimbush
 LB Daryl Smith
 LB Keyaron Fox
 CB Marvious Hester
 CB Chris Young
 SS Cory Collins
 FS Jeremy Muiyres
 P Dan Dyke

2002
OFFENSE

WR Jonathan Smith
 LT Nat Dorsey
 LG Leon Robinson
 C Hugh Reilly
 RG Raymond Roberts-Blake
 RT Kyle Wallace
 TE Will Heller
 QB A.J. Suggs
 TB Tony Hollings (inj.)
 Gordon Clinkscale
 WR Will Glover
 WR Kerry Watkins
 K Luke Manget

DEFENSE

DE Tony Hargrove
 DT Alfred Malone
 DT Travis Parker
 DE Eric Henderson

(Greg Gathers, inj.)
 LB Recardo Wimbush
 LB Daryl Smith
 LB Keyaron Fox
 CB Marvious Hester
 CB Jonathan Cox
 SS Cory Collins
 FS Jeremy Muiyres
 P Dan Dyke
 Chris Morehouse

2003
OFFENSE

WR Jonathan Smith
 LT Nat Dorsey
 LG Andy Tidwell-Neal
 C Hugh Reilly
 RG Brad Honeycutt
 RT Kyle Wallace
 TE John Paul Foschi
 QB Reggie Ball
 TB P.J. Daniels
 FB Jimmy Dixon
 WR Nate Curry
 K Dan Burnett

DEFENSE

DE Gerris Wilkinson
 DT Mansfield Wrotto
 DT Travis Parker
 DE Eric Henderson
 LB Ather Brown
 LB Daryl Smith
 LB Keyaron Fox
 CB Reuben Houston
 CB Jonathan Cox
 SS Dawan Landry
 FS James Butler
 P Hal Higgins
 Andy Thomson

2004
OFFENSE

WR Calvin Johnson
 LT Leon Robinson
 LG Brad Brezina (inj.)
 Matt Rhodes
 C Andy Tidwell-Neal
 RG Brad Honeycutt
 RT Kyle Wallace
 TE Darius Williams
 QB Reggie Ball
 TB P.J. Daniels
 FB Jimmy Dixon
 WR Nate Curry
 K Travis Bell

DEFENSE

DE Travis Parker
 DT Mansfield Wrotto
 DT Joe Anoi
 DE Eric Henderson
 LB Chris Reis
 LB Gerris Wilkinson
 LB KaMichael Hall
 CB Reuben Houston

CB Kenny Scott
 SS Dawan Landry
 FS James Butler
 P Ben Arndt

2005
OFFENSE

WR Calvin Johnson
 LT Andrew Gardner
 LG Matt Rhodes
 C Kevin Tuminello
 RG Nate McManus
 RT Brad Honeycutt
 TE Mike Matthews
 George Cooper
 QB Reggie Ball
 TB P.J. Daniels
 FB Mike Cox
 WR Damarius Bilbo
 K Travis Bell

DEFENSE

DE Adamm Oliver
 DT Mansfield Wrotto
 DT Joe Anoi
 DE Eric Henderson
 LB Philip Wheeler
 LB Gerris Wilkinson
 LB KaMichael Hall
 CB Dennis Davis
 CB Kenny Scott
 SS Chris Reis
 FS Dawan Landry
 P Ben Arndt

2006
OFFENSE

WR Calvin Johnson
 LT Andrew Gardner
 LG Matt Rhodes
 C Kevin Tuminello
 RG Nate McManus
 RT Mansfield Wrotto
 TE Mike Matthews
 George Cooper
 QB Reggie Ball
 TB Tashard Choice
 FB Mike Cox
 WR James Johnson
 K Travis Bell

DEFENSE

DE Adamm Oliver
 DT Darryl Richard
 DT Joe Anoi
 DE Darrell Robertson
 LB Gary Guyton
 LB Philip Wheeler
 LB KaMichael Hall
 CB Avery Roberson
 CB Kenny Scott
 SS Jamal Lewis
 FS Djay Jones
 P Durant Brooks

2007
OFFENSE

WR Greg Smith
 LT Andrew Gardner
 LG Dan Voss
 C Kevin Tuminello
 RG Matt Rhodes
 RT A.J. Smith
 Cord Howard
 TE Colin Peek
 QB Taylor Bennett
 TB Tashard Choice
 FB Mike Cox
 WR James Johnson
 K Travis Bell

DEFENSE

DE Adamm Oliver
 DT Darryl Richard
 DT Vance Walker
 DE Darrell Robertson
 LB Gary Guyton
 LB Philip Wheeler
 LB Shane Bowen
 CB Avery Roberson
 CB Jahi Word-Daniels
 SS Jamal Lewis
 FS Djay Jones
 P Durant Brooks

2008
OFFENSE

WR Demaryius Thomas
 LT Andrew Gardner
 Nick Claytor
 Cord Howard
 C Dan Voss
 RG Joseph Gilbert
 RT David Brown
 Austin Barrick
 QB Joshua Nesbitt
 BB Jonathan Dwyer
 AB Lucas Cox
 AB Roddy Jones
 WR Tyler Melton
 K Scott Blair

DEFENSE

DE Michael Johnson
 DT Darryl Richard
 DT Vance Walker
 DE Derrick Morgan
 LB Anthony Barnes
 Tony Clark
 LB Kyle Jackson
 LB Sedric Griffin
 CB Mario Butler
 CB Jahi Word-Daniels
 SS Dominique Reese
 FS Morgan Burnett
 P Scott Blair

2009
OFFENSE

WR Demaryius Thomas
 LT Austin Barrick

STARTING LINEUPS

LG Cord Howard
 C Sean Bedford
 RG Joseph Gilbert
 RT Brad Sellers
 QB Joshua Nesbitt
 BB Jonathan Dwyer
 AB Anthony Allen
 AB Roddy Jones
 WR Tyler Melton
 K Scott Blair

WR Tyler Melton
 K Justin Moore

DT Euclid Cummings
 DE Emmanuel Dieke
 OLB Quayshawn Nealy
 ILB Jabari Hunt-Days
 OLB Brandon Watts
 CB D.J. White
 CB Louis Young
 S Jemea Thomas
 S Demond Smith
 P Sean Poole

DE Rod Rook-Chungong
 LB Tyler Marcordes
 LB P.J. Davis
 NB Lawrence Austin
 CB Chris Milton
 SS Jamal Golden
 FS Demond Smith
 CB D.J. White
 P Ryan Rodwell

P Pressley Harvin III

2018

OFFENSE

QB TaQuon Marshall
 AB Qua Searcy
 AB Clinton Lynch
 BB Jordan Mason
 LT Zach Quinney
 LG Parker Braun
 C Kenny Cooper
 RG Connor Hansen
 RT Andrew Marshall
 WR Jalen Camp
 WR Brad Stewart
 PK Wesley Wells

DEFENSE

DE Desmond Branch
 DT Kyle Cerge-Henderson
 DE Anree Saint-Amour
 LB Brant Mitchell
 LB Victor Alexander
 LB David Curry
 SS Jalen Johnson
 SS Tariq Carpenter
 FS Malik Rivera
 CB Jaytlin Askew
 CB Tre Swilling
 P Pressley Harvin III

2019

OFFENSE

QB James Graham
 RB Jordan Mason
 WR Adonias Sanders
 WR Ahmarean Brown
 TE Tyler Davis
 LT Zach Quinney
 LG Jack DeFoor
 C William Lay III
 RG Mikey Minihan
 RT Jared Southers

DEFENSE

DE Kelton Dawson
 DE Antwan Owens
 DT T.K. Chimedza
 DT Chris Martin
 LB David Curry
 LB Charlie Thomas
 S Juanyeh Thomas
 S Tariq Carpenter
 CB Tre Swilling
 CB Zamari Walton
 NIC Christian Campbell
 P Pressley Harvin III

DEFENSE

DE Anthony Egbuniwe
 DT Logan Walls
 DT Ben Anderson
 DE Derrick Morgan
 LB Steven Sylvester
 LB Brad Jefferson
 LB Sedic Griffin
 CB Mario Butler
 CB Jerrard Tarrant
 SS Mario Edwards
 FS Morgan Burnett
 P Chandler Anderson

OLB Jermiah Attaochu
 CB Louis Young
 CB Rod Sweeting
 S Isaiah Johnson
 S Rashaad Reid
 P Sean Poole

2014

OFFENSE

QB Justin Thomas
 AB J.J. Green
 AB Clinton Lynch
 BB Dedrick Mills
 BT Eason Fromayan
 LG Parker Braun
 C Freddie Burden
 RG Will Bryan
 RT Andrew Marshall
 WR Ricky Jeune
 WR Brad Stewart
 PK Harrison Butker

2016

OFFENSE

QB Justin Thomas
 AB J.J. Green
 AB Clinton Lynch
 BB Dedrick Mills
 BT Eason Fromayan
 LG Parker Braun
 C Freddie Burden
 RG Will Bryan
 RT Andrew Marshall
 WR Ricky Jeune
 WR Brad Stewart
 PK Harrison Butker

DEFENSE

DE KeShun Freeman
 DT Patrick Gamble
 DE Kyle Cerge-Henderson
 DT Rod Rook-Chungong
 LB Brant Mitchell
 LB P.J. Davis
 SS A.J. Gray
 FS Corey Griffin
 NB Lawrence Austin
 CB Lance Austin
 CB Step Durham
 P Ryan Rodwell

DEFENSE

DE KeShun Freeman
 DT Adam Gotsis
 NT Shawn Green
 DE Rod Rook-Chungong
 LB Demond Smith
 TYLER MARCORDES
 LB Quayshawn Nealy
 LB P.J. Davis
 CB Chris Milton
 SS Isaiah Johnson
 FS Jamal Golden
 CB D.J. White
 P Ryan Rodwell

2015

OFFENSE

QB Justin Thomas
 AB Isiah Willis
 AB Clinton Lynch
 BB Patrick Skov
 Marcus Marshall
 WR Ricky Jeune
 WR Brad Stewart
 LT Bryan Chamberlain
 TREY KLOCK
 LG Trey Braun
 C Freddie Burden
 RG Shamire Devine
 RT Erin Joe
 Will Bryan
 K Harrison Butker

DEFENSE

DE KeShun Freeman
 DT Adam Gotsis
 NT Patrick Gamble

2012

OFFENSE

WR Darren Waller
 LT Ray Beno
 LG Shaq Mason
 C Jay Finch
 RG Omoregie Uzzi
 RT Will Jackson
 Morgan Bailey
 WR Jeff Greene
 QB Tevin Washington
 BB David Sims
 AB Orwin Smith
 AB Robert Godhigh
 K David Scully
 Chris Tanner

DEFENSE

DE Izaan Cross
 DT T.J. Barnes
 DE Emmanuel Dieke
 OLB Jeremiah Attaochu
 ILB Quayshawn Nealy
 ILB Jabari Hunt-Days
 OLB Brandon Watts
 CB Rod Sweeting
 CB Louis Young
 S Jemea Thomas
 S Isaiah Johnson
 P Sean Poole

2013

OFFENSE

WR DeAndre Smelter
 LT Will Jackson
 LG Trey Braun
 C Jay Finch
 RG Shaq Mason
 RT Bryan Chamberlain
 WR Micheal Summers
 QB Vad Lee
 BB David Sims
 AB Synjyn Days
 AB Robert Godhigh
 K Harrison Butker

DEFENSE

DE Jeremiah Attaochu
 DT Adam Gotsis

2010

OFFENSE

WR Stephen Hill
 LT Nick Claytor
 LG Will Jackson
 C Sean Bedford
 RG Omoregie Uzzi
 RT Phil Smith
 QB Joshua Nesbitt
 BB Anthony Allen
 AB Orwin Smith
 AB Roddy Jones
 WR Kevin Cone
 K Scott Blair

DEFENSE

DE Izaan Cross
 DT Logan Walls
 DE Jason Peters
 OLB Steven Sylvester
 ILB Brad Jefferson
 ILB Julian Burnett
 OLB Anthony Egbuniwe
 CB Mario Butler
 CB Dominique Reese
 S Mario Edwards
 S Jerrard Tarrant
 P Sean Poole

2011

OFFENSE

WR Stephen Hill
 LT Ray Beno
 LG Will Jackson
 C Jay Finch
 RG Omoregie Uzzi
 RT Phil Smith
 QB Tevin Washington
 BB David Sims
 AB Orwin Smith
 AB Roddy Jones



BOBBY DODD STADIUM AT HISTORIC GRANT FIELD

First Game	Sept. 27, 1913 as Grant Field
Capacity	55,000
All-Time Record	474-199-21 (.704)
Total Games Played	701
Longest Win Streak	23 games (1915-19)
Longest Win Streak (since 1950)	17 games (1915-54, 1989-91)
Longest Unbeaten Streak	37 games (1914-19)
Longest Unbeaten Streak (since 1950)	22 games (1950-54)

Record by Decade:

DECADE	G	RECORD	PCT
1913-1919	51	44-5-2882
1920-1929	74	56-12-6797
1930-1939	65	33-28-4538
1940-1949	67	51-16-0761
1950-1959	63	45-14-4746
1960-1969	61	44-16-1730
1970-1979	70	47-21-2686
1980-1989	62	30-30-2500
1990-1999	59	40-19-0678
2000-2009	63	44-19-0698
2010-2019	66	42-24-0636

NATION'S OLDEST FOOTBALL STADIUMS (FBS ONLY)

Georgia Tech	Bobby Dodd Stadium at Grant Field	1913
Mississippi State	Scott Field	1915
Cincinnati	Nippert Stadium	1916
Wisconsin	Camp Randall	1917
Washington	Husky Stadium	1920

NATION'S OLDEST FOOTBALL STADIUMS (ALL)

Penn.	Franklin Field	1895
Harvard	Harvard Stadium	1903
Georgia Tech	Bobby Dodd Stadium at Grant Field	1913
Yale	Yale Bowl	1914
Mississippi State	Scott Field	1915

MILESTONE GAMES

	Date	Opponent	Result
First Game	Sept. 27, 1913	Ft. McPherson	W, 19-0
First Game vs. Georgia	Nov. 15, 1913	Georgia	L, 0-14
First Win vs. Georgia	Nov. 13, 1914	Georgia	W, 7-0
First Thanksgiving Day Game	Nov. 27, 1913	Clemson	W, 34-0
First Game Under Coach Alexander	Sept. 25, 1920	Wake Forest	W, 44-0
100th Win	Nov. 28, 1929	Auburn	W, 19-16
First SEC Game	Oct. 14, 1933	Auburn	W, 16-6
First Night Game	Sept. 26, 1936	Presbyterian	W, 55-0
First Game vs. Ranked Opponent	Nov. 7, 1936	Auburn (No. 20)	L, 12-13
First Game Under Coach Dodd	Oct. 6, 1945	Notre Dame	L, 7-40
First Win Under Coach Dodd	Oct. 13, 1945	Howard (now Samford)	W, 43-0
First Televised Game	Oct. 2, 1948	Tulane	W, 13-7
200th Win	Nov. 8, 1952	Army	W, 45-6
First Game Televised By NBC	Sept. 17, 1955	Miami	W, 14-6
First Game As An Independent	Sept. 19, 1964	Vanderbilt	W, 14-2
Last Game Under Coach Dodd	Nov. 12, 1966	Penn State	W, 21-0
300th Win	Sept. 20, 1975	Miami	W, 38-23
First ACC Game	Nov. 3, 1979	Duke	W, 24-14
First Game Televised By TBS	Nov. 3, 1983	Virginia	W, 31-27
First Game Televised By ESPN	Sept. 29, 1984	Clemson	W, 28-21
First Game Televised By Raycom	Oct. 6, 1984	NC State	L, 22-27
First Game Televised By CBS	Oct. 19, 1985	Auburn	L, 14-17
First ESPN Thursday Night Game	Sept. 19, 1991	Virginia	W, 24-21
400th Win	Aug. 31, 2002	Vanderbilt	W, 45-3

BOBBY DODD STADIUM/GRANT FIELD CAPACITY OVER THE YEARS

1913-1918	7,000	1967-1985	58,121
1919-1924	25,000	1986-1988	46,000
1925-1946	30,000	1989-2002	43,719
1947-1961	44,000	2003-present	55,000
1962-1966	53,300		

YEAR-BY-YEAR ATTENDANCE

YEAR	G	W-L-T	AVERAGE	YEAR	G	W-L-T	AVERAGE
1949	7	6-1-0	32,500	1985	7	5-2-0	40,210
1950	7	3-4-0	27,858	1986	6	4-1-1	32,200
1951	7	6-0-1	29,858	1987	6	2-4-0	34,899
1952	8	8-0-0	31,748	1988	6	3-3-0	36,180
1953	6	6-0-0	35,750	1989	7	6-1-0	34,352
1954	7	5-2-0	34,286	1990	6	6-0-0	42,014
1955	7	5-1-1	37,250	1991	6	5-1-0	42,327
1956	5	4-1-0	39,600	1992	6	4-2-0	43,178
1957	6	2-2-2	39,834	1993	6	3-3-0	41,354
1958	6	4-1-1	42,883	1994	6	1-5-0	40,751
1959	5	2-3-0	43,940	1995	6	4-2-0	41,237
1960	5	4-1-0	43,492	1996	6	4-2-0	44,855
1961	5	5-0-0	44,986	1997	5	3-2-0	43,176
1962	6	4-1-1	49,375	1998	6	4-2-0	40,471
1963	6	5-1-0	46,522	1999	6	6-0-0	45,737
1964	7	5-2-0	48,062	2000	6	5-1-0	42,671
1965	7	5-2-0	47,375	2001	6	3-3-0	41,686
1966	7	7-0-0	44,578	2002	6	4-2-0	43,156
1967	6	3-3-0	56,386	2003	6	4-2-0	52,862
1968	6	3-3-0	47,213	2004	6	3-3-0	46,817
1969	7	4-3-0	48,059	2005	6	4-2-0	51,607
1970	7	6-1-0	48,250	2006	7	6-1-0	50,617
1971	8	5-3-0	50,038	2007	7	4-3-0	50,279
1972	7	5-1-1	45,029	2008	7	6-1-0	47,489
1973	7	4-3-0	51,583	2009	6	5-1-0	51,584
1974	7	5-2-0	40,472	2010	6	4-2-0	46,449
1975	8	6-2-0	43,475	2011	7	5-2-0	48,232
1976	7	3-3-1	43,047	2012	7	4-3-0	43,955
1977	7	4-3-0	44,836	2013	7	5-2-0	49,077
1978	7	5-2-0	34,200	2014	6	5-1-0	48,519
1979	7	4-3-0	36,374	2015	7	3-4-0	50,707
1980	6	1-4-1	34,555	2016	7	5-2-0	47,503
1981	6	0-6-0	38,456	2017	6	5-1-0	46,885
1982	5	3-2-0	36,687	2018	6	4-2-0	43,087
1983	6	2-4-0	36,817	2019	7	2-5-0	44,599
1984	6	4-2-0	43,381				

LARGEST CROWDS

ALL-TIME

ATT	OPPONENT, DATE
1. 60,316	Georgia, Dec. 1 1973
2. 60,204	Auburn, Oct. 16, 1971
3. 60,124	Georgia, Nov. 25, 1971
4. 60,106	Georgia, Nov. 29, 1969
5. 60,104	Georgia, Nov. 26, 1977

POST-RENOVATION (2003-PRES., CAPACITY: 55,000)

ATT	OPPONENT, DATE
1. 56,680	Notre Dame, Sept. 2, 2006
2. 56,412	Georgia, Nov. 26, 2005
3. 55,646	Clemson, Oct. 29, 2011
4. 55,407	Georgia, Nov. 28, 2009
5. 55,320	Miami, Oct. 28, 2006
6. 55,000	Eight times, most recent: Georgia, Nov. 30, 2019

RECENT/UPCOMING RENOVATIONS



New \$4 million locker room; completed July 2018

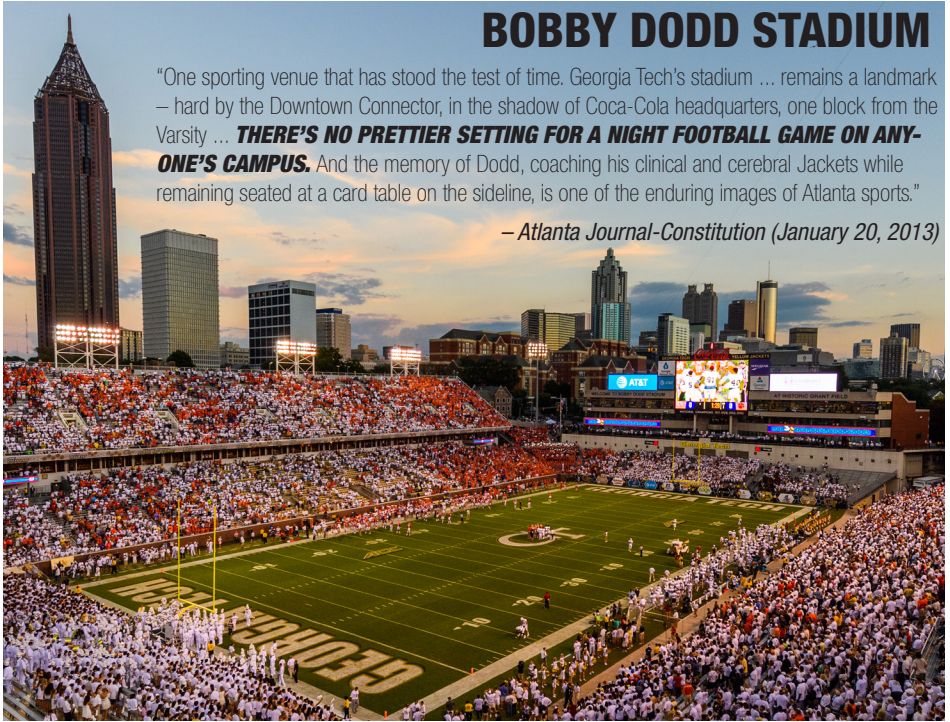


New \$70 million Edge-Rice Center; coming early 2020s

BOBBY DODD STADIUM

"One sporting venue that has stood the test of time. Georgia Tech's stadium ... remains a landmark — hard by the Downtown Connector, in the shadow of Coca-Cola headquarters, one block from the Varsity ... **THERE'S NO PRETTIER SETTING FOR A NIGHT FOOTBALL GAME ON ANY-ONE'S CAMPUS.** And the memory of Dodd, coaching his clinical and cerebral Jackets while remaining seated at a card table on the sideline, is one of the enduring images of Atlanta sports."

— Atlanta Journal-Constitution (January 20, 2013)




BOBBY DODD STADIUM THROUGH THE YEARS



1913



1958




2006



1925



1985



TODAY



1948



1992



ALL FOR THE

J. CAMP

COOPER

27

55

GT



ONE
OF
US