



GEORGIA TECH FOOTBALL
2017 INFORMATION GUIDE



2017 GEORGIA TECH FOOTBALL INFORMATION GUIDE

Georgia Tech Communications and Public Relations



   @GTathletics

www.RamblinWreck.com



**GEORGIA TECH
ATHLETIC ASSOCIATION**

150 Bobby Dodd Way NW
Atlanta, GA 30332
404-894-5400

www.RamblinWreck.com

Twitter: @GTathletics

Facebook: GTathletics

Instagram: @GTathletics

YouTube: RamblinWreckTube

CREDITS

EDITORS

Mike Flynn, Kevin Davis, Mike Stamus,
Liz Ryan, Alex Keator, Simit Shah, Wiley Ballard,
Jerrell Holloway, Adam Prather, Erin Flynn
Georgia Tech Football Coaches and Staff

COVER DESIGN

Tyler Wheeler

PHOTOGRAPHY

Danny Karnik, Austin Foote, Clyde Click,
in addition to numerous other photographers
who have contributed to Georgia Tech athletics
archives over the years

PRINTING

Bennett Graphics

© 2017, Georgia Tech Athletic Association



Georgia Tech is an equal opportunity employer and will not discriminate against any employee or applicant on the basis of age, color, disability, gender, national origin, race, religion, sexual orientation, veteran status, or any classification protected by federal, state, or local law. Consistent with its obligations under federal law, each company that is a federal contractor or subcontractor is committed to taking affirmative action to employ and advance in employment qualified women, minorities, disabled individuals and veterans.

TABLE OF CONTENTS

INTRODUCTION

Credits/Table of Contents/2017 Schedule/2016 Results2
Media Information.....3
2017 Preseason Roster 4-5
2017 Preseason Depth Chart/Pronunciation Guide6

COACHES AND STAFF

Head Coach Paul Johnson 8-10
Assistant Coaches..... 11-16
Support Staff 17-22
Institute Leadership23
Athletics Leadership24

MEET THE YELLOW JACKETS

Returners 26-50
Newcomers 51-57

2016 SEASON IN REVIEW

2016 Statistics..... 60-72
The Last Time 73-75
Game Recaps 76-82

RECORDS

Individual Records..... 84-86
Individual • Career/Season Leaders 87-97
Individual • Single-Game Leaders 98-105
Individual • Milestone Performances..... 106-110
Team Records..... 111-115
Team • Top Seasons 116-117

Team • Top Games..... 118-123
Opponent Records • Team 126-131
Opponent Records • Individual 132-133
Georgia Tech/Opponent Combined Game Records 134-135
Head Coach Paul Johnson Era Superlatives 136-137
Year-by-Year Team Statistics 138-139
Annual Statistical Rankings 140

HISTORY

Georgia Tech Football Timeline..... 142-144
Memorable Games 145
Head Coaches 146
Assistant Coaches..... 147-148
Year-by-Year Records 149-150
Year-by-Year Results 151-160
Series Records..... 161
Series History..... 162-168
Georgia Tech vs. NCAA Division I FBS Conferences..... 169
GT in National Polls/vs. Nationally Ranked Opponents.. 170-171
Georgia Tech on Special Dates 172
Georgia Tech on TV..... 173-174
Bowl History 175-176
All-Americans..... 177-178
Honors and Awards..... 179-185
Yellow Jackets in the NFL 186-190
All-Time Letterwinners 191-199
Starting Lineups 200-203
Halls of Fame..... 204
Bobby Dodd Stadium at Historic Grant Field..... 205-207
1917 National Championship 208

GEORGIA TECH ATHLETICS COMMUNICATIONS AND PUBLIC RELATIONS



MIKE FLYNN

Assistant A.D.
Communications and Public Relations
PRIMARY FOOTBALL CONTACT
O: (404) 894-5445
M: (828) 964-6406
E: mflynn@athletics.gatech.edu



KEVIN DAVIS

Assistant Director
Communications and Public Relations
SECONDARY FOOTBALL CONTACT
O: (404) 894-5445
M: (704) 974-9095
E: kdavis@athletics.gatech.edu



MIKE STAMUS

Associate Director
Communications and Public Relations
FOOTBALL CREDENTIALS
O: (404) 894-5445
E: mstamus@athletics.gatech.edu



LIZ RYAN

Assistant Director
Communications and Public Relations



ALEX KEATOR

Assistant
Communications and Public Relations



ANDREW CLAUSEN

Postgraduate Intern
Communications & Public Relations

WEEKLY SCHEDULE

Below is the schedule for a typical game week Saturday:

MONDAYS

- Assistant coaches/student-athletes available post-practice (rotate weekly between offense and defense)
- Coach Johnson available post-practice
- Coach Johnson Radio Show

TUESDAYS

- Paul Johnson weekly press conference — 11:30 a.m.
- Assistant coaches/student-athletes available post-practice (opposite position group of Monday)

WEDNESDAYS

- ACC Weekly Teleconference
- Coach Johnson available post-practice

THURSDAYS

- No availability

FRIDAYS

- No availability

GAME DAYS

- Coach Johnson and selected players available for post-game interviews

HEAD COACH PAUL JOHNSON WEEKLY PRESS CONFERENCE

Head coach Paul Johnson will hold his weekly press conference in the Goldsmith Conference Room on Tuesdays at 11:30 a.m..

ACC WEEKLY TELECONFERENCE

The 14 ACC football coaches will be featured on a weekly teleconference each Wednesday from 10:30 a.m. to 12:50 p.m. Each coach will have 10 minutes to make an opening statement and answer questions. There will be an instant replay of each teleconference on the Conference's internet site TheACC.com each Wednesday afternoon.

To obtain the call-in number, media should contact the ACC office (336-851-6062).

ACC CLIP SERVICE

Broadcast media outlets will be able to access ACC highlights and press conference excerpts via the ACC Video Clip Service (AVCS) throughout the entire 2016-17 sports calendar. This video content will only be available for download in digital files that can be accessed on the AVCS.

To register for this service, please contact Scott McBurney, Associate Commissioner/Advanced Media, at smcburney@theacc.org or call 336-369-4646.



CREDENTIALS

Credentials for Georgia Tech home football games are issued to working media only and should be requested as early as possible. Requests are honored from sports editors of daily newspapers, network affiliate television station sports directors and websites that have a corresponding publication and/or affiliation with a nationally recognized media entity.

Requests from non-daily newspapers, periodicals, radio stations and non-affiliated websites or blogs will be considered on a case-by-case basis.

Credentials will not be mailed, but can be shipped if a FedEx number is provided and time permits. Otherwise, credentials will be left at media will call, which is located at the main ticket office on the north end of Bobby Dodd Stadium. Requests can be directed to **Mike Stamus** (mstamus@athletics.gatech.edu).

MEDIA PARKING

A limited number of media parking spaces at various lots on campus are available. Please include parking requests along with credential requests. Parking passes will be e-mailed.

ROAD CREDENTIALS

If you would like to cover Georgia Tech on the road, please notify **Mike Flynn** (mflynn@athletics.gatech.edu) at least two weeks in advance and a credential request will be made for you.

PRESS BOX

Located in the west stands of Bobby Dodd Stadium, accessible via Gate 1 or Gate 4. Take the press elevator to Level 4.

WIRELESS

Wireless internet access is available in the press box. Log-in information is available on seating cards and is posted in the press box.

LIVE STATISTICS

Live stats are available via secured media website. Information is posted in the press box.

MEDIA MEALS

Complimentary meals are available to credentialed media. Following each game, pizza will be available to media members.

PRACTICE COVERAGE

Practices during the season are closed, although the first three periods Monday-Wednesday are open to television media wanting to shoot video. If you are planning to shoot video, please let **Mike Flynn** know in advance.

WEEKLY PRESS CONFERENCE

Johnson's weekly press conferences are held in the Goldsmith Conference Room on Tuesdays at 11:30 a.m. No players will be available at that time. Media are welcome to dine in the GTAA dining hall following the press conference.

PAUL JOHNSON INTERVIEWS

Head Coach Paul Johnson is available to the media at the following times:

- Following every practice on select days;
- Following every game;
- Weekly press conferences. — Tuesday at 11:30 a.m.;
- Weekly ACC Coaches Teleconference — Wednesday TBA.

All other interviews should be requested to **Mike Flynn** (mflynn@athletics.gatech.edu) at least 24 hours in advance. Most of these interviews will take place between 1-2 p.m.

STUDENT-ATHLETES INTERVIEWS

Student-athletes are available after every practice on Mondays and Tuesdays. All player requests must be made to **Mike Flynn** (mflynn@athletics.gatech.edu) by 1 p.m. Players who do not practice will not be available. Players are also available after every game upon request. All other player interview requests should be directed to **Mike Flynn**.

POST-PRACTICE INTERVIEWS

Paul Johnson and requested players will meet with the media in the lobby of Gate 6, adjacent to Callaway Plaza, at the conclusion of practice.

POSTGAME INTERVIEWS

Following home games, Paul Johnson and selected players are available in the Edge/Rice Center museum following a cooling-down period. The visiting team will hold its press conference on the south end of the stadium in the Georgia Tech weight room.

Following road games, Johnson and requested players will be available following a cooling-down period at a site determined by the home team. Please make your requests for Yellow Jacket players to **Mike Flynn** prior to the conclusion of the game.

NFL SCOUTS

NFL scouts can receive credentials and access to the press box. The written (or email) request must be made at least two weeks in advance to **Mike Stamus** (mstamus@athletics.gatech.edu). No parking pass is provided to scouts. Seats are assigned on a space-available basis, and access to the field during team warm-ups is permitted.

GEORGIA TECH / IMG SPORTS RADIO NETWORK

Pre-game coverage begins two hours prior to kickoff with "Yellow Jacket Countdown," featuring game previews, live guests, and former players. It continues on to live game play-by-play coverage, followed by post-game interviews with head coach Paul Johnson and select players.

In Atlanta, the games can be heard on 680/93.7 The Fan, as well as on Georgia Tech's Gameday App and on TuneIn online.



ALPHABETICAL		
NO.	NAME	POS.
59	Jerrold Abee	LS
90	Brandon Adams	DL
9	Victor Alexander	LB
92	Cortez Alston	DL
4	Zane Ashley	ATH
33	Jaytlin Askew	DB
17	Lance Austin	DB
20	Lawrence Austin	DB
89	Bennett Barton	PK
30	KirVonte Benson	BB
27	Josh Blancato	AB
34	Gentry Bonds	DB
65	Blake Bradfield	OL
99	Desmond Branch	DL
49	Jakob Brashear	LB
75	Parker Braun	OL
76	Djimon Brooks	DL
70	Will Bryan	OL
85	Alan Bussoletti	WR
80	Jalen Camp	WR
10	Christian Campbell	DB
29	Tariq Carpenter	ATH
54	Kyle Cerge-Henderson	DL
72	Charlie Clark	OL
66	Jack Coco	OL
35	Jarett Cole	DB
43	Tyler Cooksey	LB
55	Kenny Cooper	OL
31	Nathan Cottrell	AB
32	David Curry	LB
53	Chris Dandaneau	LB
22	Melvin Davis	AB
88	Shawn Davis	PK
91	Kelton Dawson	DL
71	Shamire Devine	OL
84	Stephen Dolphus	WR
8	Step Durham	DB
42	KeShun Freeman	DL
46	Xavier Gantt	AB
68	Hamp Gibbs	OL
97	Brentavious Glanton	DL
5	A.J. Gray	DB
28	J.J. Green	AB
14	Corey Griffin	DB
56	Connor Hansen	OL
27	Pressley Harvin III	P
86	Jair Hawkins-Anderson	WR
41	Jaquan Henderson	LB
15	Jerry Howard	BB
64	Cheyenne Hunt	OL
62	Bailey Ivemeyer	OL
25	Tre' Jackson	LB
36	Omahri Jarrett	AB
2	Ricky Jeune	WR
23	Jalen Johnson	DB
7	Lucas Johnson	QB
4	Jay Jones	QB
11	Matthew Jordan	QB
12	Bruce Jordan-Swilling	LB
44	Shaun Kagawa	DB
38	Ajani Kerr	DB
37	Brenton King	PK
63	Chet Lagod	OL
79	William Lay	OL
53	Jahaziel Lee	OL
52	Terrell Lewis	LB

NUMERICAL ROSTER						
NO.	NAME	POS.	HT.	WT.	CL.	HOMETOWN/HIGH SCHOOL (PREVIOUS COLLEGE)
1	Qua Searcy	AB	5-11	174	r-Jr.	Barnesville, Ga./Lamar County
2	Ricky Jeune	WR	6-3	210	r-Sr.	Spring Valley, N.Y./Saint Joseph Regional (N.J.)
3	Tre Swilling	DB	6-0	185	Fr.	New Orleans, La./Brother Martin
4	Jay Jones	QB	6-0	188	r-Fr.	McCalla, Ala./McAdory
4	Zane Ashley	ATH	6-1	180	Fr.	Suwanee, Ga./Peachtree Ridge
5	A.J. Gray	DB	6-1	218	Jr.	Sandersville, Ga./Washington County
6	Lamont Simmons	DB	6-2	194	r-Jr.	Jacksonville, Fla./Raines (Southern California)
7	Lucas Johnson	QB	6-3	210	r-Fr.	San Diego, Calif./Mount Carmel
8	Step Durham	DB	5-11	187	Sr.	Jacksonville, Fla./Atlantic Coast
9	Victor Alexander	LB	5-10	234	Jr.	Jacksonville, Fla./Trinity Christian School
10	Christian Campbell	DB	6-2	205	r-So.	Ponchatoula, La./Ponchatoula
11	Matthew Jordan	QB	6-2	208	r-Jr.	Fairford, Ala./Jackson
11	Devin Smith	DB	5-10	165	Fr.	Acworth, Ga./Harrison
12	Chase Martenson	QB	6-2	215	r-Jr.	Dunwoody, Ga./Marist
12	Bruce Jordan-Swilling	LB	6-1	209	Fr.	New Orleans, La./Brother Martin
13	Avery Showell	ATH	6-1	192	Fr.	Cartersville, Ga./Cartersville
14	Corey Griffin	DB	6-2	199	r-Sr.	Tyrone, Ga./Sandy Creek
14	Mark Rew	AB	6-1	198	r-Fr.	Columbia, S.C./Ben Lippen
15	Jerry Howard	BB	6-0	215	Fr.	Rock Hill, S.C./Northwestern
16	TaQuon Marshall	QB	5-10	180	Jr.	Hamilton, Ga./Harris County
17	Lance Austin	DB	5-10	188	Sr.	Barnesville, Ga./Lamar County
18	Zach Matthews	DB	6-2	198	r-Jr.	Suwanee, Ga./Lambert
18	Tobias Oliver	QB	6-2	175	Fr.	Warner Robins, Ga./Northside
20	Lawrence Austin	DB	5-9	187	Sr.	Barnesville, Ga./Lamar County
21	Quaide Weimerskirch	BB	6-0	217	r-So.	Pace, Fla./Pace
22	Clinton Lynch	AB	6-0	190	r-Jr.	Norcross, Ga./Norcross
22	Melvin Davis	AB	6-0	207	r-Jr.	Madison, Ga./Morgan County
23	Jalen Johnson	DB	6-3	216	r-Jr.	Oneonta, Ala./Oneonta
24	Bryce Vickers	DB	6-0	192	r-Fr.	Nashville, Tenn./Father Ryan
24	Jordan Ponchez-Mason	AB/BB	6-1	205	Fr.	Gallatin, Tenn./Gallatin
25	Tre' Jackson	LB	5-10	222	r-Jr.	Valdosta, Ga./Lowndes
26	Dedrick Mills	BB	5-10	227	So.	Waycross, Ga./Ware County
27	Pressley Harvin III	P	6-0	240	Fr.	Alcolu, S.C./Sumter
27	Josh Blancato	AB	5-10	175	Fr.	Marietta, Ga./Kell
28	J.J. Green	AB	5-9	188	r-Sr.	Kingsland, Ga./Camden County (Georgia)
29	Josh Selembo	DB	6-3	185	r-Jr.	Roswell, Ga./Roswell
29	Tariq Carpenter	ATH	6-2	188	Fr.	Ludowici, Ga./Long County
30	KirVonte Benson	BB	5-9	211	r-So.	Marietta, Ga./Marietta
31	Nathan Cottrell	AB	5-11	189	r-So.	Knoxville, Tenn./Knoxville West
32	David Curry	LB	6-2	217	r-So.	Buford, Ga./Buford
32	Chris Turner	AB	6-0	188	r-So.	Milton, Ga./Milton
33	Jaytlin Askew	DB	5-11	187	Fr.	Douglasville, Ga./McEachern
34	Gentry Bonds	DB	6-2	210	Fr.	Murfreesboro, Tenn./Riverdale
35	Jarett Cole	DB	5-10	192	r-Fr.	Norcross, Ga./Norcross
36	Omahri Jarrett	AB	5-10	174	r-So.	Douglasville, Ga./New Manchester
37	Brenton King	PK	6-0	167	Fr.	Auburn, Ga./Mill Creek
38	Ajani Kerr	DB	6-0	189	r-Fr.	Powder Springs, Ga./McEachern
39	Dameon Williams	DB	5-10	175	Fr.	Norcross, Ga./Norcross
40	Kaleb Oliver	ATH	6-4	198	Fr.	Murfreesboro, Tenn./Oakland
41	Jaquan Henderson	LB	6-1	197	Fr.	Covington, Ga./Newton
42	KeShun Freeman	DL	6-2	250	Sr.	LaGrange, Ga./Callaway
43	Tyler Cooksey	LB	6-2	224	r-So.	Suwanee, Ga./Greater Atlanta Christian School
44	Shaun Kagawa	DB	5-11	198	Sr.	Hilo, Hawai'i/Kamehameha
45	T.D. Roof	LB	5-11	205	Fr.	Buford, Ga./Buford
46	Xavier Gantt	AB	5-8	171	r-Fr.	Buford, Ga./Buford
47	Brady Swilling	BB	6-2	210	r-Sr.	Chatsworth, Ga./North Murray
47	Shea Underwood	PK	5-10	168	r-Fr.	Young Harris, Ga./Townsend
49	Jakob Brashear	LB	6-0	221	r-Fr.	Dacula, Ga./Dacula
50	Andrew Marshall	OL	6-4	282	Sr.	Cumming, Ga./West Forsyth
50	Joseph Macrina	LB	6-0	236	r-Fr.	Suwanee, Ga./Northview
51	Brant Mitchell	LB	6-2	236	Jr.	Knoxville, Tenn./Webb School
52	Terrell Lewis	LB	6-2	227	Sr.	Ocoee, Fla./Ocoee
53	Chris Dandaneau	LB	6-3	210	r-So.	Jesup, Ga./Wayne County
53	Jahaziel Lee	OL	6-2	277	So.	Ponchatoula, La./Ponchatoula
54	Kyle Cerge-Henderson	DL	6-1	293	Jr.	Tampa, Fla./Plant
55	Kenny Cooper	OL	6-3	307	So.	Calhoun, Ga./Sonoraville

PRESEASON ROSTER

NO.	NAME	POS.	HT.	WT.	CL.	HOMETOWN/HIGH SCHOOL (PREVIOUS COLLEGE)
56	Connor Hansen	OL	6-2	325	Fr.	Tallahassee, Fla./Chiles
57	Lucas Patelles	LS	5-8	194	r-Fr.	Fayetteville, Ga./Starr's Mill
57	Mikey Minihan	OL	6-3	275	Fr.	Honolulu, Hawaii/Saint Louis
58	Boe Tufele	OL	6-3	290	Fr.	Harbor City, Calif./Narbonne
59	Scott Morgan	OL	6-4	290	r-So.	Woodstock, Ga./Etowah
59	Jerrold Abee	LS	6-1	195	Fr.	Gainesville, Ga./Lakeview Academy
60	Brad Morgan	OL	6-4	288	r-So.	Woodstock, Ga./Etowah
61	Casey Wilson	LS	6-2	218	r-Jr.	Tucker, Ga./Saint Pius X
62	Bailey Ivemeyer	OL	6-1	270	r-So.	Snellville, Ga./Brookwood
63	Chet Lagod	OL	6-0	270	r-Fr.	Marietta, Ga./Marist
64	Cheyenne Hunt	OL	6-0	250	r-Jr.	Springfield, Ga./Effingham County
65	Blake Bradford	OL	6-3	290	Fr.	Rome, Ga./Rome
66	Antonio Mallard	LB	6-1	235	r-Jr.	Ellenwood, Ga./Stockbridge (Clark Atlanta)
66	Jack Coco	OL	6-3	270	Fr.	Johns Creek, Ga./Johns Creek
67	Jake Stickler	OL	6-5	291	r-Jr.	Bradenton, Fla./Manatee
68	Hamp Gibbs	OL	6-3	260	Fr.	Augusta, Ga./Augusta Prep
69	Nick Williams	DL	6-2	273	r-So.	Johns Creek, Ga./Chattahoochee
70	Will Bryan	OL	6-4	281	Jr.	Lavonia, Ga./Franklin County
71	Shamire Devine	OL	6-7	380	r-Sr.	Atlanta, Ga./Tri-Cities
72	Charlie Clark	OL	6-4	286	Fr.	Atlanta, Ga./Marist
73	Zach Quinney	OL	6-6	265	Fr.	Savannah, Ga./Savannah Christian Prep
74	Josh White	DL	6-4	240	r-Fr.	Marietta, Ga./Walton
74	Joe Santrock	OL	6-1	253	Fr.	Marietta, Ga./Kell
75	Parker Braun	OL	6-3	280	So.	Hallsville, Texas/Hallsville
76	Djimon Brooks	DL	6-1	276	r-Fr.	Sandersville, Ga./Washington County
78	Trey Smith	OL	6-4	270	r-Jr.	Marietta, Ga./Hillgrove
79	William Lay	OL	6-2	260	Fr.	Hartwell, Ga./Hart County
79	Josh Tukes	DL	6-6	225	Fr.	Covington, Ga./Newton
80	Jalen Camp	WR	6-2	213	So.	Cumming, Ga./South Forsyth
81	Antonio Messick	WR	6-3	200	r-Sr.	Fayetteville, Ga./Fayette County
82	Adonicas Sanders	WR	6-1	185	Fr.	North Charleston, S.C./Fort Dorchester
83	Brad Stewart	WR	6-1	197	Jr.	Savannah, Ga./Benedictine Military School
84	Stephen Dolphus	WR	6-5	210	r-Fr.	Macon, Ga./Westside
85	Alan Bussoletti	WR	6-4	204	r-Fr.	Buford, Ga./Buford
86	Jair Hawkins-Anderson	WR	6-1	182	r-Fr.	Suwanee, Ga./Northview
87	Quentin Spear	WR	6-3	202	r-Fr.	Atlanta, Ga./KIPP Atlanta Collegiate
88	Shawn Davis	PK	6-2	205	r-So.	McDonough, Ga./Union Grove
89	Bennett Barton	PK	6-1	197	r-Sr.	Roswell, Ga./Roswell
89	Antwan Owens	DL	6-4	270	Fr.	Tallahassee, Fla./Godby
90	Brandon Adams	DL	6-2	329	So.	Brentwood, Tenn./Brentwood Academy
91	Kelton Dawson	DL	6-3	242	Fr.	Stockbridge, Ga./Stockbridge
92	Cortez Alston	DL	6-3	247	Fr.	Atlanta, Ga./Westminster
93	Antonio Simmons	DL	6-3	246	Sr.	Jacksonville, Fla./University Christian School
94	Anree Saint-Amour	DL	6-3	247	Jr.	Suwanee, Ga./North Gwinnett
95	Tyler Merriweather	DL	6-3	238	r-Jr.	Demopolis, Ala./Demopolis
96	Chris Martin	DL	6-1	284	r-Fr.	Loganville, Ga./Grayson
97	Brentavious Glanton	DL	6-3	290	r-So.	Albany, Ga./Monroe Comprehensive
98	Tyler Vernon	DL	6-3	231	r-Fr.	Hoschton, Ga./Mill Creek
99	Desmond Branch	DL	6-3	277	r-Jr.	Rio Rancho, N.M./Cleveland (Trinity Valley Community College)

NO.	NAME	POS.
22	Clinton Lynch	AB
50	Joseph Macrina	LB
66	Antonio Mallard	LB
50	Andrew Marshall	OL
16	TaQuon Marshall	QB
12	Chase Martenson	QB
96	Chris Martin	DL
18	Zach Matthews	DB
95	Tyler Merriweather	DL
81	Antonio Messick	WR
26	Dedrick Mills	BB
57	Mikey Minihan	OL
51	Brant Mitchell	LB
60	Brad Morgan	OL
59	Scott Morgan	OL
40	Kaleb Oliver	ATH
18	Tobias Oliver	QB
89	Antwan Owens	DL
57	Lucas Patelles	LS
24	Jordan Ponchez-Mason	BB
73	Zach Quinney	OL
14	Mark Rew	AB
45	T.D. Roof	LB
94	Anree Saint-Amour	DL
82	Adonicas Sanders	WR
74	Joe Santrock	OL
1	Qua Searcy	AB
29	Josh Selembo	DB
13	Avery Showell	ATH
93	Antonio Simmons	DL
6	Lamont Simmons	DB
11	Devin Smith	DB
78	Trey Smith	OL
87	Quentin Spear	WR
83	Brad Stewart	WR
67	Jake Stickler	OL
47	Brady Swilling	BB
3	Tre Swilling	DB
58	Boe Tufele	OL
79	Josh Tukes	DL
32	Chris Turner	AB
47	Shea Underwood	PK
98	Tyler Vernon	DL
24	Bryce Vickers	DB
21	Quaide Weimerskirch	BB
74	Josh White	DL
39	Dameon Williams	DB
69	Nick Williams	DL
61	Casey Wilson	LS

GEORGIA TECH COACHING AND SUPPORT STAFF

Head Coach: Paul Johnson (Western Carolina, 1979) — 10th season at Georgia Tech

Defensive Coordinator/Linebackers: Ted Roof (Georgia Tech, 1986)

Quarterbacks/B-Backs: Craig Candeto (U.S. Naval Academy, 2004)

Safeties/Recruiting Coordinator: Andy McCollum (Austin Peay State, 1981)

A-Backs/Special Teams Coordinator: Lamar Owens (Maryland, 2008)

Defensive Line: Mike Pelton (Auburn, 1999)

Wide Receivers: Al "Buzz" Preston (Hawaii, 1982)

Offensive Line: Mike Sewak (Virginia, 1981)

Cornerbacks: Joe Speed (U.S. Naval Academy, 1996)

Co-Offensive Line: Ron West (Clemson, 1979)

Graduate Assistant Coach: Blake DeBartola (Georgia Southern, 2012)

Graduate Assistant Coach: Rick Lyster (Lafayette, 2013)

Graduate Assistant Coach: Tyson Wachenheim (Christopher Newport, 2015)

Graduate Assistant Coach: Tevin Washington (Georgia Tech, 2012)

Staff Assistant: Tim McGrath (Villanova, 2013)

Director of Football Operations: Mike Huff (Dayton, 2007)

Assistant Director of Football Operations: Kevin Cone (Georgia Tech, 2010)

Director of Player Personnel: Andy Lutz (Pacific, 1991)

Associate Director of Player Personnel: Paul Hamilton (Appalachian State, 1981)

Associate Director of Player Personnel: Cody Moore (Oklahoma Panhandle State, 2004)

Recruiting and Marketing Coordinator: Brittany McCormick (Michigan State, 2012)

Recruiting Operations Coordinator: Kassi Lee (Georgia Southern, 2011)

Director of Player Development: John Sisk (Western Carolina, 1993)

Assistant Director of Player Development: Alex Derenthal (Temple, 2008)

Assistant Director of Player Development: Zach Reed (Tennessee Tech, 2001)

Assistant Director of Player Development: Curtis Turner (Clemson, 2003)

Director of Sports Medicine: Jay Shoop (East Tennessee State, 1970)

Assistant Athletic Trainer: Mark Smith (SUNY Brockport, 2010)

Equipment Manager: Tom Conner (Alabama, 1980)

Assistant Equipment Manager: Punt Windham (Georgia Tech, 1994)

Director of Video Operations: Todd McCarthy (VCU, 1992)

Administrative Coordinator: Teri Anton (Florida State, 1991)



OFFENSE (Spread Option)

QB	11	MATTHEW JORDAN	6-2	208	r-Jr.
	16	TaQuon Marshall	5-10	180	Jr.
<i>or</i>	7	Lucas Johnson	6-3	210	r-Fr.
<i>or</i>	4	Jay Jones	6-0	188	r-Fr.
BB	26	DEDRICK MILLS	5-10	227	So.
	30	KirVonte Benson	5-9	211	r-So.
<i>or</i>	21	Quaide Weimerskirch	6-0	217	r-So.
AB	1	QUA SEARCY	5-11	174	r-Jr.
	31	Nathan Cottrell	5-11	189	r-So.
AB	28	J.J. GREEN	5-9	188	r-Sr.
<i>or</i>	22	CLINTON LYNCH	6-0	190	r-Jr.
WR	83	BRAD STEWART	6-1	197	So.
	86	Jair Hawkins-Anderson	6-1	182	r-Fr.
WR	2	RICKY JEUNE	6-3	210	r-Sr.
	80	Jalen Camp	6-2	213	So.
LT	53	JAHAZIEL LEE	6-2	277	So.
	62	Bailey Ivermeyer	6-1	270	r-So.
LG	75	PARKER BRAUN	6-3	280	So.
	71	Shamire Devine	6-7	380	r-Sr.
C	55	KENNY COOPER	6-3	307	So.
	59	Scott Morgan	6-4	290	r-So.
RG	70	WILL BRYAN	6-4	281	Jr.
	60	Brad Morgan	6-4	288	r-So.
RT	50	ANDREW MARSHALL	6-4	282	Sr.
	67	Jake Stickler	6-5	291	r-Jr.

SPECIALISTS

K	88	SHAWN DAVIS	6-2	205	r-So.
P	47	SHEA UNDERWOOD	5-10	168	r-Fr.
LS	61	CASEY WILSON	6-2	218	r-Jr.
KR	31	NATHAN COTTRELL	5-11	189	r-So.
	28	J.J. Green	5-9	188	r-Sr.
PR	83	BRAD STEWART	6-1	197	Jr.
	1	Qua Searcy	5-11	174	r-Jr.

DEFENSE (Multiple)

DE	42	KeSHUN FREEMAN	6-2	250	Sr.
	94	Anree Saint-Amour	6-3	247	Jr.
DT	99	DESMOND BRANCH	6-3	277	r-Jr.
	97	Brentavious Glanton	6-3	290	r-So.
DT	54	KYLE CERGE-HENDERSON	6-1	293	Jr.
	90	Brandon Adams	6-2	329	So.
DE	93	ANTONIO SIMMONS	6-3	246	Sr.
	95	Tyler Merriweather	6-3	238	r-Jr.
OLB	52	TERRELL LEWIS	6-2	227	Sr.
	49	Jakob Brashear	6-0	221	r-Fr.
MLB	51	BRANT MITCHELL	6-2	236	Jr.
	25	Tre' Jackson	5-10	222	r-Jr.
OLB	9	VICTOR ALEXANDER	5-10	234	Jr.
	43	Tyler Cooksey	6-2	224	r-So.
SS	14	COREY GRIFFIN	6-2	199	r-Sr.
	20	Lawrence Austin	5-9	187	Sr.
FS	5	A.J. GRAY	6-1	218	Jr.
	44	Shaun Kagawa	5-11	198	Sr.
NIC	20	LAWRENCE AUSTIN	5-9	187	Sr.
	23	Jalen Johnson	6-3	216	r-Jr.
CB	17	LANCE AUSTIN	5-10	188	Sr.
	6	Lamont Simmons	6-2	194	r-Jr.
CB	8	STEP DURHAM	5-11	187	Sr.
	33	Jaytlin Askew	5-11	187	Fr.

PRONUNCIATION GUIDE

Players	
1	QUA SEARCY qway SIR-see
2	Ricky JEUNE "June"
16	TaQUON Marshall TAY-qwon
18	TOBIAS Oliver toe-BYE-us
21	Quaide WEIMERSKIRCH WY-mer-skirch
26	DEDRICK Mills DEE-drick
27	Josh BLANCATO blahn-COT-oh
29	Josh SELEMO suh-LEM-boh
30	KIRVONTE Benson curr-VON-tay
31	Nathan COTTRELL COT-trill
33	JAYTLIN ASKEW JATE-lynn ASK-you
38	AJANI Kerr uh-JOHN-ee
39	DAMEON Williams DAY-mee-in
41	JAQUAN Henderson JAY-qwon
42	KeSHUN Freeman KEE-shun (not "shawm")
44	Shaun KAGAWA ka-GOW-ah
50	Joseph MACRINA mah-CREEN-uh
53	JAHAZIEL Lee juh-HAY-zull
53	Chris DANDANEAU DAN-duh-noe
54	Kyle CERGE-Henderson "surge"
57	Lucas PATELLES puh-TELL-iss
58	Boe TUFELE tu-FELL-uh
63	Chet LAGOD luh-GOD
71	SHAMIRE Devine shuh-MEER
76	DJIMON Brooks JAH-mon
86	JAIR Hawkins-Anderson jah-EER
94	ANREE SAINT-AMOUR ahn-REE saint uh-MORE
97	BRENTAVIOUS Glanton brent-TAY-vee-us
Coaches	
	Craig CANDETO can-dee-toe
	Mike SEWAK see-wahk

COACHES AND STAFF





PAUL JOHNSON

HEAD COACH

WESTERN CAROLINA, 1979
 10TH SEASON AT GEORGIA TECH

[@GTPAULJOHNSON](#)

Entering his 21st season as a head coach, three-time Atlantic Coast Conference Coach of the Year Paul Johnson is in his 10th season as the head coach at Georgia Tech.

Utilizing his patented spread option offense – one of the most innovative offensive schemes in all of college football – Johnson has led the Yellow Jackets to eight bowl appearances, three bowl wins, three ACC Championship games and 70 victories. He is the fourth-winningest coach in Georgia Tech history. The only coaches that have compiled more wins with the Yellow Jackets – John Heisman, William Alexander and Bobby Dodd – are all in the College Football Hall of Fame and only Dodd has won more games in his first nine seasons on The Flats (74).

In 20 seasons as a head coach, including ultra-successful stints at Georgia Southern (1997-2001) and the U.S. Naval Academy (2002-07), Johnson has compiled 177 victories, making him the fourth-winningest active coach in NCAA Division I FBS, behind only Notre Dame's Brian Kelly (230 wins), Alabama's Nick Saban (205) and Kansas State's Bill Snyder (202). Johnson's 20 seasons as a head coach are the fewest of the four (Kelly - 26, Snyder - 25, Saban - 21).

Johnson is the longest-tenured current coach in the ACC, as he was hired at Georgia Tech one week before David Cutcliffe was hired at Duke. Only 12 FBS coaches have been at their current school longer than Johnson, whose career at Tech has spanned longer than any head coach since Dodd retired after 22 seasons in 1966.

In addition to the three ACC Coach of the Year awards (2008, 2009, 2014), eight bowl appearances (2008-14, 2016), three bowl victories (2012, 2014, 2016), three ACC title games (2009, 2012, 2014) and 70 wins, Johnson's long list of accomplishments at Georgia Tech includes:

- being named 2008 National Coach of the Year (CBS Sports);
- four nine-win seasons (2008, 2009, 2014, 2016) – Tech had just seven nine-win seasons in the 51 years immediately preceding Johnson's arrival;
- two of the nine 10-win seasons in program history (2009, 2014);
- one of the five 11-win seasons in program history (2014);
- six first- or second-place finishes in the ACC Coastal Division;
- leading the ACC and ranking among the top 10 nationally in rushing offense every season;
- leading the nation in rushing offense twice (2010 – 323.3 ypg) and (2014 – 342.1 ypg);
- compiling seven of the top 10 seasons in school history in terms of both total offense and rushing offense;
- scoring at least 30 points in a game 57 times (going 47-10 in those contests);
- an 18-10 record (.643) in games decided by five points or less;
- an 8-4 record (.667) at home against nationally ranked opponents (3-2 against top 10 teams).

With the Yellow Jackets, he has coached:

- three first-team all-Americans – Michael Johnson (2008), Derrick Morgan (2009) and Shaquille Mason (2014);
- the 2008 ACC Offensive Player of the Year (Jonathan Dwyer);
- the 2009 ACC Defensive Player of the Year (Morgan);
- 15 first-team all-ACC honorees;
- 19 National Football League draft picks, including five selected in the first two rounds;
- four players that have rushed for 1,000 yards in a season a total of five times – Dwyer (2008), Dwyer and Joshua Nesbitt (2009), Anthony Allen (2010) and Justin Thomas (2014).

In 2016, Johnson led Georgia Tech to a 9-4 overall record, a six-win improvement over its injury-riddled 3-9 campaign in 2015 and good for a tie for the largest turnaround in the nation. The 9-4 campaign was capped by a four-game winning streak to close the season, including a 30-20 upset at 18th-ranked and eventual ACC Coastal champion Virginia Tech, a heart-stopping 28-27 victory at archrival Georgia in the regular-season finale and a convincing 33-18 triumph over Kentucky in the 2016 TaxSlayer Bowl in Jacksonville, Fla.

THE JOHNSON FILE

PERSONAL

Birthdate August 20, 1957 (turns 60 during season)
Hometown Newland, N.C.
Education Western Carolina, 1979 (B.S., physical education)
 Appalachian State, 1982 (M.S., health and physical education)
Family wife: Susan; daughter: Kaitlyn

COACHING EXPERIENCE

1979-80 Offensive coordinator/line coach, Avery County (N.C.) H.S.
 1981-82 Offensive coordinator, Lees-McRae College
 1983-84 Defensive line coach, Georgia Southern
 1985-86 Offensive coordinator, Georgia Southern
 1987-94 Offensive coordinator, Hawai'i
 1995-96 Offensive coordinator, Navy
 1997-2001 Head coach, Georgia Southern
 2002-07 Head coach, Navy
2008-present Head coach, Georgia Tech

HEAD COACHING HONORS

1997 Southern Conference Coach of the Year (media, coaches)
 AFCA NCAA Division I-AA Region II Coach of the Year
 Schutt Sports/American Football Quarterly I-AA National Coach of the Year
 NCAA Division I-AA National Coach of the Year
 1998 Southern Conference Coach of the Year (media, coaches)
 AFCA NCAA Division I-AA Region II Coach of the Year
 Sports Network NCAA Division I-AA National Coach of the Year
 1999 AFCA NCAA Division I-AA Region II Coach of the Year
 Chevrolet NCAA Division I-AA National Coach of the Year
 ACFCFA NCAA Division I-AA National Coach of the Year
 2000 ACFCFA NCAA Division I-AA National Coach of the Year
 2004 Bobby Dodd National Coach of the Year
 2008 ACC Coach of the Year (media)
 CBS Sportsline National Coach of the Year
 2009 ACC Coach of the Year (media)
 2014 ACC Coach of the Year (media, coaches)

YEAR-BY-YEAR HEAD COACHING RECORD

YEAR	SCHOOL	RECORD	POSTSEASON
1997	Georgia Southern	10-3 (.769)	Southern Conference Champions NCAA Division I-AA Playoffs
1998	Georgia Southern	14-1 (.933)	Southern Conference Champions NCAA Division I-AA Runner-Up
1999	Georgia Southern	13-2 (.867)	Southern Conference Champions NCAA Division I-AA National Champions
2000	Georgia Southern	13-2 (.867)	Southern Conference Champions NCAA Division I-AA National Champions
2001	Georgia Southern	12-2 (.857)	Southern Conference Champions NCAA Division I-AA Playoffs

GEORGIA SOUTHERN TOTALS (FIVE SEASONS) -- 62-10 (.861)

2002	Navy	2-10 (.167)	
2003	Navy	8-5 (.615)	EV1.net Houston Bowl
2004	Navy	10-2 (.833)	Emerald Bowl Champions
2005	Navy	8-4 (.667)	Poinsettia Bowl Champions
2006	Navy	9-4 (.692)	Meineke Car Care Bowl
2007	Navy	8-4 (.667)	Poinsettia Bowl

NAVY TOTALS (SIX SEASONS) -- 45-29 (.608)

2008	Georgia Tech	9-4 (.692)	Chick-fil-A Bowl
2009	Georgia Tech	10-3* (.769)	ACC Championship Game FedEx Orange Bowl
2010	Georgia Tech	6-7 (.461)	Advocare Independence Bowl
2011	Georgia Tech	8-5 (.615)	Hyundai Sun Bowl
2012	Georgia Tech	7-7 (.500)	ACC Championship Game Hyundai Sun Bowl Champions
2013	Georgia Tech	7-6 (.538)	Franklin American Mortgage Music City Bowl
2014	Georgia Tech	11-3 (.786)	ACC Championship Game Capital One Orange Bowl Champions

2015	Georgia Tech	3-9 (.250)	
2016	Georgia Tech	9-4 (.692)	TaxSlayer Bowl Champions

GEORGIA TECH TOTALS (NINE SEASONS) -- 70-48* (.593)

CAREER TOTALS (20 SEASONS) -- 177-87* (.670)

* 2009 ACC Championship win later vacated due to NCAA sanctions; Georgia Tech's on-field record in 2009 was 11-3.

HEAD COACH PAUL JOHNSON

With the win over Georgia, Johnson became only the second Georgia Tech head coach to ever claim three wins over UGA in Athens, joining Dodd (5). He is also just the fourth coach in Tech history with as many as three wins overall versus Georgia, joining Dodd (12), Alexander (7) and George O'Leary (3).

The terrific 2016 campaign came on the heels of Johnson's only season at Georgia Tech that hasn't ended with a bowl appearance, when the Yellow Jackets went 3-9 in 2015. Tough luck contributed to the uncharacteristically subpar year, as 16 different Yellow Jackets combined to miss 80 games due to injuries and six of the Jackets' nine losses came by eight points or less. However, 2015 did provide one of the most iconic moments in Johnson's coaching career, when the Yellow Jackets returned a blocked field goal 78 yards for a touchdown as time expired to give them a 22-16 win over No. 6 Florida State, snapping the Seminoles' 28-game ACC winning streak.

In 2014, Johnson led the Yellow Jackets to one of the most prolific seasons in school history, an 11-3 campaign that included an ACC Coastal Division title, a 49-34 victory over Mississippi State in the Capital One Orange Bowl and No. 7 final ranking in the Amway Coaches Poll. Georgia Tech led the ACC in 11 different statistical categories in '14, including rushing offense, scoring offense, passing efficiency and turnover margin, and led the nation in third-down conversion percentage (.579) and blocked kicks (6). Tech also set a school record with six defensive touchdowns, en route to its winningest season since its 11-0-1 national title campaign in 1990, and Johnson was named ACC Coach of the Year for the third time in seven seasons.

Other highlights of Johnson's tenure at Georgia Tech include:

- the 2012 season, which was capped by a narrow 21-15 loss to Florida State in the ACC Championship Game and a 21-7 win over Southern California in the Hyundai Sun Bowl;
- opening the 2011 campaign with six-straight wins, followed by a win over No. 6 Clemson later in the season;
- winning 10 games, claiming the ACC Coastal Division championship, earning a FedEx Orange Bowl berth, finishing No. 13 nationally and being named ACC Coach of the Year for the second time in 2009;
- going 9-4, tying for the ACC Coastal Division title, being named National Coach of the Year (*CBS Sportsline*) and ACC Coach of the Year despite having 12 starters combine to miss 31 games in his first season at Georgia Tech in 2008.

Johnson was named Georgia Tech's 12th head coach on Dec. 12, 2007 after six years as head coach at the U.S. Naval Academy.

He took over at Navy prior to the 2002 season, with the Midshipmen coming off the worst two-year stretch (1-20) in the Academy's 123-year football history. After going 2-10 in his first season at the helm (Navy's 19th losing record in 21 seasons), Johnson steered Navy back into national prominence, compiling a 43-19 record (.694) with five bowl appearances and two bowl victories in his final five seasons in Annapolis (2003-07).

Overall, Johnson led Navy to a 45-29 record (.608) in six seasons. The Midshipmen never finished lower than third nationally in rushing offense during his six-year tenure and led the nation in rushing in each of his final three seasons at the helm (2005-07).

It took just two seasons for Johnson to lead Navy from a winless season the year prior to his arrival (0-10 in 2001) to a bowl appearance in 2003 (going 8-4 in the regular season before falling to Texas Tech in the Houston Bowl). The Midshipmen were just the sixth team in NCAA history to go from a winless season to a bowl game in two seasons or less.

Johnson was named the Bobby Dodd National Coach of the Year in 2004 after leading Navy to a 10-2 record, tying the school record for wins set in 1905, and only the fifth bowl victory in program history, a 34-19 win over New Mexico in the Emerald Bowl. The Midshipmen claimed the sixth bowl victory in Navy history a year later when they topped Colorado State, 51-30, in the 2005 Poinsettia Bowl.

Off the field, Navy ranked No. 1 in the nation in graduation rate during Johnson's tenure.

In addition to turning around the Midshipmen's storied program, Johnson's stint at the Naval Academy is also best remembered for dominating the other two U.S. service academies (Air Force and Army) unlike any other coach in Navy's all-time annals. The Midshipmen went 11-1 against their fellow academies under Johnson, including a perfect 6-0 against archival Army. After not winning Commander-in-Chief's Trophy (presented annually to the winner of the triangular series between the service academies) since 1981, Navy claimed the trophy in each of Johnson's final five seasons in Annapolis.

Johnson's head-coaching career began with five seasons at Georgia Southern (1997-2001). Taking over a program that went 4-7 the year prior to his arrival, Johnson compiled a gaudy 62-10 record (.861) in five campaigns at the Statesboro, Ga. school while winning five-straight Southern Conference titles and two NCAA Division I-AA national championships (1999 and 2000).

In all, the Eagles won at least 10 games in each of Johnson's five seasons at the helm and made three-straight appearances in the Division I-AA national championship game, losing

MOST CAREER VICTORIES -- ACTIVE FBS COACHES

	NAME	CURRENT SCHOOL	CAREER WINS	SEASONS
1.	Brian Kelly	Notre Dame	230	26
2.	Nick Saban	Alabama	205	21
3.	Bill Snyder	Kansas State	202	25
4.	PAUL JOHNSON	GEORGIA TECH	177	20
5.	Urban Meyer	Ohio State	165	15

to UMass in the 1998 I-AA title game before winning national championships in 1999 (59-24 over Jim Tressel-led Youngstown State) and 2000 (27-25 over Montana).

Georgia Southern averaged 5.3 touchdowns, 39.7 points, 360.3 rushing yards and 468.8 total yards per game under Johnson's tutelage and outscored its opponents by a whopping 21.2 points per contest (39.7-18.5) over the five-year span. In Johnson's five seasons at GS, the Eagles broke or tied 379 school, conference, national and stadium records, won a I-AA-record 39-consecutive home games and produced 31 all-Americans. His most decorated player, running back Adrian Peterson, won the 1999 Walter Payton Award (I-AA Player of the Year) and still remains the leading rusher in Division I history (I-A/FBS or I-AA/FCS) with 6,559 career yards.

In his five seasons at Georgia Southern, Johnson was named the Division I-AA National Coach of the Year four times (1997-2000).

Prior to becoming a head coach, Johnson served as offensive coordinator at Georgia Southern, Hawai'i and Navy.

As offensive coordinator at Georgia Southern (1985-86), Johnson mentored record-setting quarterback Tracy Ham, who became the first player in NCAA history to pass for 5,000 yards and rush for 3,000 yards in a career, and helped lead the Eagles to a 26-4 overall record, 36 points and 435 yards per game and back-to-back I-AA national championships.

In eight seasons at Hawai'i (1987-94), he helped lead the Rainbows to their first bowl game (1989 Aloha Bowl), their first Western Athletic Conference championship (1992) and their first bowl win (27-17 over Illinois in 1992 Holiday Bowl). The 1992 squad won a school-record 11 games and finished nationally ranked for the first time (No. 20). At UH, Johnson was named the WAC's top offensive coach and one of the nation's top 10 assistant coaches by *Sporting News*.

Following his eight years at Hawai'i, Johnson went to Navy for a two-year stint as offensive coordinator (1995-96). He helped Navy to a 9-3 record in 1996, its first winning season in 14 years.

Johnson's coaching career began with roles as offensive coordinator at Avery County (N.C.) H.S. from 1979-80 and at nearby Lees-McRae College from 1981-82. His only position on the defensive side of the ball was as defensive line coach at Georgia Southern from 1983-84.


A Newland, N.C. native, Johnson earned a bachelor's degree in physical education from Western Carolina in 1979 and a master's in health and physical education from Appalachian State in 1982.

He met his wife, the former Susan Probst, when both were attending Western Carolina. The couple married in 1980 and their daughter, Kaitlyn, was born in 1993.

Kaitlyn is an accomplished opera singer (soprano) that holds degrees from Rice (bachelor's degree in vocal performance) and Indiana (master's degree from the renowned Jacobs School of Music). She spent the summer of 2016 performing in Mozart's Don Giovanni at the historic Estates Theatre in Prague, Czech Republic.



The Johnson Family: Kaitlyn, Paul and Susan



TED ROOF

DEFENSIVE COORDINATOR/LINEBACKERS

GEORGIA TECH, 1986
FIFTH SEASON AT GEORGIA TECH
📧 @COACHEDROOF

Ted Roof, a Georgia Tech alumnus that has enjoyed success with the Yellow Jackets as a student-athlete and coach, is in the fifth season of his second stint as his alma mater's defensive coordinator.

The 2017 campaign is Roof's ninth overall as a coach at Georgia Tech (1998-2001, 2013-pres.) and his 13th as a member of the Yellow Jackets, including his four seasons as a student-athlete (1982-85). He has helped lead the Jackets to bowl appearances in nine of his 13 seasons with the program.

One of the most-respected defensive minds in college football, Roof has rejuvenated Georgia Tech's defense since returning to The Flats in 2013, transforming a unit that allowed 28.3 points per game in the season before his arrival (2012) into a group that surrendered nearly four fewer points per game in 2016 (24.5).

Georgia Tech's defense was particularly stout during a four-game winning streak to close last season, when it forced 10 turnovers that led to 41 points. The Yellow Jackets' late-season clamp-down also included surrendering just 20.5 points and 393 yards per contest during the season-ending win streak, which included victories at No. 18 Virginia Tech, archrival Georgia and in the TaxSlayer Bowl versus Kentucky.

Other highlights of Roof's latest stint as the Yellow Jackets' defensive coordinator include:

- ranking sixth nationally in fewest first downs allowed and fielding the nation's most-improved third-down defense in 2015;
- forcing 29 turnovers (on an NCAA Division I FBS-best 26 percent of their opponents' possessions) in 2014;
- converting 21 of the 29 takeaways in 2014 into points, including a school-record six defensive touchdowns;
- recording two shutouts in 2013 (over Elon and Syracuse), marking the first time that Tech had shut out two opponents in one season since 1985, when Roof was an all-America linebacker for the Jackets;
- producing nine all-ACC selections and four NFL draft picks.

Roof's connections to Georgia Tech run deep. He first arrived on The Flats in 1982 and was a four-year letterwinner and three-year starter at linebacker under head coach Bill Curry from 1982-85. He was named freshman all-America in 1982, was a first-team all-ACC honoree as a senior in 1985 and remains one of Tech's all-time most prolific tacklers with 417 career stops, which still ranks seventh in program history. His 25 tackles versus Tennessee in '85 were just three shy of a single-game school record.

Roof served as a team captain and was part of Georgia Tech's vaunted "Black Watch" defense in 1985. Alongside all-America linebacker Pat Swilling, he helped lead the Yellow Jackets to a 9-2-1 record (Tech's best record in 19 years), a 17-14 win over Michigan State in the All-American Bowl and a No. 17 final national ranking.

Following his graduation from Tech and a stint as a player with the Tampa Bay Buccaneers in 1986, Roof began his coaching career as a graduate assistant under Curry at Alabama in 1987 and '88. From there, he went on to serve as an assistant coach at West Georgia (linebackers - 1989), Duke (linebackers - 1990-93), UMass (defensive line/recruiting coordinator - 1994; defensive coordinator - 1995-96) and Western Carolina (defensive coordinator - 1997) before returning to Georgia Tech in 1998.

Roof returned to Tech as linebackers coach under head coach George O'Leary but, after one season, was promoted to defensive coordinator in 1999 and held that position for three years. With Roof on staff, the Jackets shared an ACC title in 1998 and played in a bowl game all four seasons.

He departed Georgia Tech in 2002 to become the defensive coordinator at Duke. The Blue Devils, which ranked 113th out of 115th teams nationally in rushing defense the year before Roof's arrival in Durham, led the ACC in the category in his first season with the program.

Midway through his second season at Duke, Roof was named interim head coach following the firing of head coach Carl Franks. After the Devils went 2-3 with Roof as interim coach, he was named to the role on a permanent basis, which he held for four seasons (2004-07).

After his time at Duke, Roof served as defensive coordinator at Minnesota (2008), Auburn (2009-11) and Penn State (2012) before making his way back to Georgia Tech. During his five years with Minnesota, Auburn and Penn State, he helped lead each team to at least seven wins, highlighted by Auburn going 14-0 and winning the BCS national championship in

2010.

In all, Roof has coached 30 years at the collegiate level. More than 80 of the student-athletes he has coached have gone on to sign NFL contracts and better than 20 are currently on NFL rosters.

A native of Lawrenceville, Ga., Roof graduated from Central Gwinnett High School. He and his wife, Pam Ash-Roof, have twin sons, T.D. (a freshman linebacker at Georgia Tech) and Mic (a freshman quarterback at Charlotte).

THE ROOF FILE

PERSONAL

Birthdate	December 11, 1963 (turns 54 during season)
Hometown	Lawrenceville, Ga.
Education	Georgia Tech, 1986 (B.S., management)
Family	wife: Pam Ash-Roof; sons: T.D. and Mic

PLAYING EXPERIENCE

1982-85	Georgia Tech (1982 freshman all-American, 1985 first-team all-ACC linebacker, team captain)
1986	Tampa Bay Buccaneers

COACHING EXPERIENCE

1987-88	Graduate assistant, Alabama
1989	Linebackers, West Georgia
1990-93	Linebackers, Duke
1994	Defensive line/recruiting coordinator, UMass
1995-96	Defensive coordinator, UMass
1997	Defensive coordinator, Western Carolina
1998	Linebackers, Georgia Tech
1999-2001	Defensive coordinator, Georgia Tech
2002-03	Defensive coordinator, Duke
2004-07	Head coach, Duke
2008	Defensive coordinator, Minnesota
2009-11	Defensive coordinator, Auburn
2012	Defensive coordinator, Penn State
2013-present	Defensive Coordinator, Georgia Tech



CRAIG CANETO

QUARTERBACKS/B-BACKS

U.S. NAVAL ACADEMY, 2004
FIRST SEASON AT GEORGIA TECH
📧 @COACHCANETO

Craig Caneto, a college football coaching veteran, former quarterback under head coach Paul Johnson and one-time U.S. Navy fighter pilot, is in his first season as Georgia Tech's quarterbacks/B-backs coach.

Caneto returns to coaching after one season as Tech's assistant director of football operations. His promotion to assistant coach marks his third role as a member of Georgia Tech's football staff. He spent one season as a graduate assistant under Johnson in 2010 before returning to The Flats in February 2016 to assist with the program's day-to-day operations.

Caneto's coaching experience includes three seasons as head coach at Capital University (2013-15). In his final season at the Columbus, Ohio school, the Crusaders ranked among the top 15 out of 243 NCAA Division III teams nationally in five major statistical categories, highlighted by having the nation's No. 6-ranked rushing offense (307.3 ypg). Caneto's teams also broke six school records during his three years at Capital.

Prior to his head-coaching stint, Caneto spent two seasons as quarterbacks/B-backs coach at The Citadel (2011-12). He began his coaching career as a graduate assistant at Austin Peay (2009) and Georgia Tech (2010).

Caneto played both football and baseball as a student-athlete at the U.S. Naval Academy from 2000-04. He was a two-year starter at quarterback under Johnson (2002-03) and a two-time winner of Navy's Memorial Silver Helmet Award as the team's most outstanding player. As a senior captain in 2003, he accounted for 2,252 yards of total offense (1,140 passing, 1,112 rushing) and 23 touchdowns (seven passing, 16 rushing) while leading Navy to an 8-5 record and an appearance in the Houston Bowl, an impressive accomplishment for a team that had won a total of three games over the previous three seasons.

After graduating from the Naval Academy in 2004 with a bachelor's degree in economics, Caneto served five years in the U.S. Navy, reaching the rank of lieutenant. His final assignment was as a fighter pilot with Strike Fighter Squadron 106 in Virginia Beach, Va., flying the \$57 million F/A-18E/F Super Hornet.

Candeto and his wife, the former Maribeth Robinson, have a son, Christian.

THE CANDETO FILE

PERSONAL

Birthdate March 6, 1982 (35 years old)
Hometown Orange City, Fla.
Education U.S. Naval Academy, 2004 (B.S., economics)
Family wife: Maribeth; son: Christian

PLAYING EXPERIENCE

2000-03 Navy (quarterback)

COACHING EXPERIENCE

2009 Graduate assistant, Austin Peay
2010 Graduate assistant, Georgia Tech
2011-12 Quarterbacks/B-backs, The Citadel
2013-15 Head coach, Capital
2016 Assistant director of football operations, Georgia Tech
2017 Quarterbacks/B-Backs, Georgia Tech



ANDY MCCOLLUM

SAFETIES/RECRUITING COORDINATOR

AUSTIN PEAY STATE, 1981
EIGHTH SEASON AT GEORGIA TECH
@GTcoachmac

Andy McCollum, a 35-year college football coaching veteran, is in his eighth season at Georgia Tech.

McCollum has worn a number of hats since arriving on The Flats in 2010. After coaching the Yellow Jackets' defensive line for two-and-a-half years, the Marietta, Ga., native switched to linebackers midway through the 2012 season. He moved to Tech's safeties and nickel backs in 2016. In addition to his on-field responsibilities, McCollum has served as Tech's recruiting coordinator for six years.

In his eight seasons at Georgia Tech, he has coached three all-ACC honorees and two NFL draft picks. He has also coached the team's top tackler each of the last three seasons.

Despite inheriting a group that did not return any full-time starters from the previous season, McCollum coached the Yellow Jackets' leading and third-leading tacklers (safeties Corey Griffin and A.J. Gray, respectively) and nickel back Lawrence Austin, who tied for the team lead with three interceptions, in his first season as Tech's safeties coach in 2016.

Other highlights during McCollum's tenure at Georgia Tech include:

- linebacker P.J. Davis leading the team in tackles as a sophomore in 2014 (119) and a junior in 2015 (77);
- linebacker Quayshawn Nealy scoring two defensive touchdowns during Tech's Orange Bowl-championship season in 2014;
- the linebacking trio of Jabari Hunt-Days, Nealy and Brandon Watts combining for 177 tackles and 14 tackles for loss in 2013;
- Jeremiah Attaochu, who McCollum mentored on both the defensive line and at linebacker, setting a new school record for career sacks with 31.5 from 2010-13;
- Hunt-Days earning first-team freshman all-America in 2012;
- Attaochu (second round - San Diego Chargers) and Watts (seventh round - Minnesota Vikings) being selected in the 2014 NFL Draft;
- having four former pupils — Attaochu, Watts, DL T.J. Barnes (Kansas City Chiefs) and linebacker P.J. Davis (Jacksonville Jaguars) — currently on NFL rosters.

McCollum came to The Flats after serving for three seasons (2007-09) as linebackers coach at NC State, where he was a part of head coach Tom O'Brien's initial coaching staff with the Wolfpack. At NC State, McCollum helped guide the Wolfpack to the 2008 PapaJohns.com Bowl and coached three linebackers that were drafted and went on to play in the NFL — Nate Irving, Terrell Manning and Audie Cole.

Prior to joining the ACC at NC State, McCollum served as the head coach at Middle Tennessee for seven seasons (1999-2005), helping the Blue Raiders make the transition from a struggling NCAA Division I-AA squad to a successful NCAA I-A program that competed against BCS opponents 26 times during his tenure. Middle Tennessee set 84 school records with McCollum at the helm.

In 2000, McCollum led the Blue Raiders to a 6-5 record in only their second season as a I-A program. The winning campaign included back-to-back wins over Connecticut and

South Florida by a combined score of 111-19.

A year later, he led Middle Tennessee an 8-3 record and its first Sun Belt Conference championship. His Blue Raider squads ranked among the nation's top 10 in both total offense (fifth in 2001) and total defense (ninth in 2005). McCollum also brought in the Sun Belt's top recruiting classes in 2002, 2004 and 2005, setting up the Blue Raiders to make their first bowl appearance the year after his departure.

He was named Tennessee Coach of the Year by the Tennessee Sports Writers Association in both 2000 and 2001.

The first 18 years of his coaching career was comprised of assistant roles at Middle Tennessee (1981-88), UTEP (1989-93) and Baylor (1994-98). He served as associate head coach and defensive coordinator at Baylor for two seasons (1995-96). Highlights included Baylor ranking among the top 10 nationally in total defense (fifth), pass defense (fifth) and scoring defense (ninth) with McCollum at the helm in 1995 and Middle Tennessee making two NCAA Division I-AA playoff appearances with him on staff in 1984 and '85.

From 1994-98, McCollum worked at Baylor in a variety of roles. In 1995 and 1996 he served as associate head coach, defensive coordinator and coach of the special teams. In 1994, the Bears participated in the Alamo Bowl. In 1995, the Bear defense ranked fifth nationally in total defense, fifth in pass defense and ninth in scoring defense. He coached offense (wide receivers - 1989), defense (linebackers - 1990-93) and special teams (1989-93) during his five-year stint at UTEP.

In his lone year away from college coaching, he served as an advance scout for the NFL's Tennessee Titans in 2006.

Before embarking on his coaching career, McCollum was a four-year starter (offensive guard and tight end) at Austin Peay State from 1977-80. He led the Governors in receptions as a junior in 1979 and was a freshman starter on APSU's 1977 Ohio Valley Conference championship team.

He earned a bachelor's degree from Austin Peay State in 1981 and a master's degree from Middle Tennessee State in 1983.

McCollum was born in Marietta, Ga., where he played quarterback for coach Ray Broadway at Marietta High School. He was inducted into the school's Hall of Fame in 2012.

He is married to the former Debbie Wrather and has two children, Drew and Andrea.

THE MCCOLLUM FILE

PERSONAL

Birthdate March 1, 1959 (58 years old)
Hometown Marietta, Ga.
Education Austin Peay State, 1981 (B.S.)
Middle Tennessee, 1983 (M.S.)
Family wife: Debbie; son: Drew; daughter: Andrea

PLAYING EXPERIENCE

1977-80 Austin Peay State (offensive guard/tight end)

COACHING EXPERIENCE

1981-88 Assistant coach, Middle Tennessee
1989-93 Assistant coach, UTEP
1994 Assistant coach, Baylor
1995-96 Associate head coach, Baylor
1997-98 Assistant coach, Baylor
1999-2005 Head coach, Middle Tennessee
2006 Advance scout, Tennessee Titans
2007-09 Linebackers, NC State
2010-11 Defensive line/recruiting coordinator, Georgia Tech
2012 Defensive line/inside linebackers/recruiting coordinator, Georgia Tech
2013-15 Linebackers/recruiting coordinator, Georgia Tech
2016-present Safeties/recruiting coordinator, Georgia Tech



LAMAR OWENS

A-BACKS/SPECIAL TEAMS COORDINATOR

MARYLAND, 2008

10TH SEASON AT GEORGIA TECH @OWENLAMAR

Lamar Owens is in his 10th season overall at Georgia Tech and his eighth season as A-backs coach. He added special teams coordinator to his responsibilities in 2016.

Under Owens' tutelage last season, Georgia Tech A-backs Clinton Lynch, Qua Searcy and J.J. Green amassed 1,555 yards from scrimmage (842 rushing, 713 receiving) on just 137 touches (108 rushes, 29 receptions) — good for a gaudy 11.4 yards per touch.

Lynch was especially impressive, leading Georgia Tech in both yards per reception (30.6) and yards per rush (11.2) and establishing himself as one of the nation's top dual-threat backs as a sophomore. Searcy, also just a sophomore in 2016, turned in two of the Yellow Jackets' biggest plays of the season — a 22-yard reception on fourth-and-19 with less than three minutes to go that extended what turned out to be the game-winning touchdown drive in a 17-14 win over Boston College in the season opener and a six-yard touchdown run with 30 seconds left on the clock that provided the winning points in a 28-27 triumph over archrival Georgia in the regular-season finale.

In Owens' first season overseeing Georgia Tech's special teams, the Jackets led the ACC in field-goal percentage (.882) and PAT percentage (1.000) behind place kicker Harrison Butker, who was picked by the Carolina Panthers in the seventh round of the 2017 NFL Draft. Green returned a kickoff 96 yards for a touchdown at Pittsburgh, good for the Jackets' first kick return for a score in four years.

During his tenure at Georgia Tech, Owens has developed several slot backs into dynamic ball-carriers and receivers.

With another big year, Tech's current corps of A-backs could challenge the Jackets' 2014 A-backs as the most prolific unit of Owens' tenure. The senior-laden group of B.J. Bostic, Deon Hill, Charles Perkins and Tony Zenon combined for more than 2,100 yards and 14 touchdowns during the road to the ACC Coastal Division and Orange Bowl championships in '14.

In addition to his current group of Lynch, Searcy and Green, Owens' most notable pupils include Robert Godhigh — who led the Yellow Jackets in touchdown receptions in 2012 and 2013 and became the only player in Tech history with 100 rushing yards and 100 receiving yards in the same game when he totaled 126 yards on the ground and 105 yards through the air against Clemson on Nov. 14, 2012 — and Orwin Smith — who set an ACC record with a career average of 9.3 yards per rush from 2009-12 (Godhigh's 9.1-yard career average ranks second in ACC history among rushers with at least 1,000 career yards). Owens also coached Embry Peeples and Roddy Jones — a pair of 1,000-yard career rushers — for their final two seasons at Tech (2010 and 2011).

Owens came to The Flats in 2008 and served two seasons as a staff assistant before moving into his current role as an assistant coach.

He graduated with a bachelor's degree in economics from Maryland in 2008 after completing his football career as a quarterback at the U.S. Naval Academy under head coach Paul Johnson.

In 2005, Owens directed a Navy offense that averaged 34.2 points and an NCAA Division I-A-best 319.3 rushing yards per game. He racked up 2,109 yards of total offense (1,229 passing, 880 rushing — both team highs) and accounted for 17 touchdowns (11 rushing, six passing) en route to being named to the ECAC all-East team. Behind Owens, who broke four school records for total offense, passing yards per attempt and passing yards per completion, the Midshipmen went 8-4 in 2005, won the Commander-In-Chief's Trophy and beat Colorado State, 51-30, in the Poinsettia Bowl. The triumph over CSU gave Navy consecutive bowl wins for the first time in program history.

A native of Savannah, Ga., Owens is married to the former Lindsey Vincent. He holds a Lean Six Sigma black belt and has used the techniques and tools for process improvement asserted by Six Sigma doctrine to analyze and improve recruiting processes.

THE OWENS FILE

PERSONAL

Birthdate September 6, 1983 (turns 34 during season)
Hometown Savannah, Ga.
Education Maryland, 2008 (B.S., economics)
Family wife: Lindsey

PLAYING EXPERIENCE

2002-05 Navy (quarterback)

COACHING EXPERIENCE

2008-09 Staff assistant, Georgia Tech
2010-15 A-backs, Georgia Tech
2016-present **A-backs/special teams coordinator, Georgia Tech**



MIKE PELTON

DEFENSIVE LINE

AUBURN, 1999

FIFTH SEASON AT GEORGIA TECH

 @PEESTER50

A veteran coach with 17 years of experience coaching defense on the collegiate level, Mike Pelton is in his fifth season at Georgia Tech's defensive line coach.

Pelton came to The Flats in 2013, reuniting with Tech defensive coordinator Ted Roof. Pelton and Roof were on the same defensive staff at Auburn in 2011.

In four seasons at Georgia Tech, Pelton has teamed up with Roof to help lower the Yellow Jackets' scoring defense by nearly four points per game.

Pelton has coached five all-ACC defensive linemen, an All-American (Jeremiah Attaochu in 2013), a freshman all-American (KeShun Freeman in 2014) and five student-athletes that have gone on to the NFL. His NFL pupils include a pair of second-round draft picks (Attaochu, San Diego - 2014, and Adam Gotsis, Denver - 2016) and two members of the 2016 Yellow Jackets that have signed free-agent contracts (Patrick Gamble - New York Jets and Francis Kallan - Pittsburgh Steelers).

In Pelton's first season with the Jackets, Attaochu recorded a team-best 12.5 sacks and 16 tackles for loss as a senior in 2013. With the big season under Pelton's watch, Attaochu broke Tech's all-time career sacks record, was named first-team all-ACC and earned third-team All-America honors.

Prior to coming to Atlanta, Pelton spent the previous two seasons as the defensive line coach at his alma mater, Auburn. In 2011, Pelton and Roof teamed to help lead the Tigers to an 8-4 record and a Chick-fil-A Bowl victory over Virginia.

Before returning to his alma mater in 2011, Pelton coached defensive lines at Vanderbilt (2010), Iowa State (2007-08), Troy (2001-06) and Valdosta State (2000). He also had a three-month stint as DL coach at Louisiana-Lafayette during the 2011 offseason before accepting the same position at Auburn.

In his two seasons at Iowa State under future Auburn head coach Gene Chizik, Pelton mentored a pair of second-team all-Big 12 selections in nose guard Ahtyba Rubin and defensive end Kurtis Taylor. Rubin went on to become a starter for the Cleveland Browns after being selected in the sixth round of the 2008 NFL draft.

Pelton's six years at Troy included serving as co-defensive coordinator for his final two seasons with the Trojans. Pelton mentored the most prolific student-athletes in school history — Demarcus Ware, the 2003 Sun Belt Conference Defensive Player of the Year who went on to be a first-round NFL draft pick, eight-time Pro Bowler and four-time All-Pro for the Dallas Cowboys and Denver Broncos, and Osi Umenyiora, who recorded 15 sacks as a senior in 2002 and went on to be a second-round NFL draft pick, two-time Pro Bowler and two-time All-Pro for the New York Giants. With Pelton coaching the defensive front, Troy ranked fourth nationally in total defense in 2002 (277 ypg) and 16th nationally in 2004.

Pelton's coaching career began as defensive line coach at Valdosta (Ga.) State, where he helped lead the Blazers to a 10-2 record and NCAA Division II playoff berth in 2000.

Pelton was a standout defensive tackle at Auburn from 1991-94, earning first-team all-SEC honors as a senior. A four-year letterman, Pelton was a co-captain as a senior and helped the Tigers win a school-record 20 consecutive games from 1993-94. Auburn posted a perfect 11-0 record in 1993, finishing fourth in the final *Associated Press* Top 25 rankings of the season. The Tigers went 9-1-1 in 1994 and finished No. 9 in the AP poll.

As a senior in '94, Pelton recorded 10 sacks, which was tied for the fourth-highest single-season total in Auburn history. He registered 294 tackles, 18 tackles for loss and 15 sacks in his career.

Following his prolific collegiate career, Pelton was selected by the Kansas City Chiefs in

the fifth round of the 1995 NFL Draft. He went on to sign as a free agent with the Indianapolis Colts before graduating from Auburn in 1999 with a bachelor's degree in health and sports science.

Pelton and his wife, Staci, are the parents of four daughters — Myesa, Tyra, Peyton and Taelah.

THE PELTON FILE

PERSONAL


Birthdate December 13, 1971 (turns 46 during season)
Hometown Goshen, Ala.
Education Auburn, 1999 (B.S., health and sports science)
Family wife: Staci; daughters: Myesa, Tyra, Peyton and Taelah

PLAYING EXPERIENCE

1991-94 Auburn (1994 all-SEC defensive tackle)
 1995 Kansas City Chiefs (fifth-round pick, 1995 NFL Draft)
 1995 Indianapolis Colts

COACHING EXPERIENCE

2000 Defensive line, Valdosta State
 2001-04 Defensive line, Troy
 2005-06 Co-defensive coordinator/defensive line, Troy
 2007-08 Defensive line, Iowa State
 2010 Defensive line, Vanderbilt
 2011 Defensive line, Louisiana-Lafayette
 2011-12 Defensive line, Auburn
2013-present Defensive line, Georgia Tech



AL "BUZZ" PRESTON

WIDE RECEIVERS

HAWAII, 1982
 10TH SEASON AT GEORGIA TECH
 @COACHBUZZPRES

Al "Buzz" Preston, who has coached in every American time zone and enjoyed success from Atlanta to Honolulu, is in his 10th season as wide receivers coach at Georgia Tech.

Preston has played a large role in Georgia Tech being named college football's "Best Wide Receiver Factory" by ESPN, as he has developed five NFL wideouts in his first nine seasons on The Flats — Demaryius Thomas (Denver Broncos), Stephen Hill (New York Jets), Carolina Panthers), DeAndre Smelter (San Francisco 49ers), Darren Waller (Baltimore Ravens) and Kevin Cone (Atlanta Falcons, Miami Dolphins, Cleveland Browns).

Four of the five (Thomas, Hill, Smelter and Waller) were selected in the NFL Draft, headlined by Thomas, who was picked by the Denver Broncos in the first round (22nd overall) in 2010 and has amassed 546 receptions for 7,704 yards and 52 touchdowns in eight pro seasons. Thomas, a five-time Pro Bowler and two-time All-Pro, won Super Bowl 50 with the Broncos in 2016.

Under Preston's tutelage at Tech, Thomas caught 46 passes for 1,154 yards, good for a remarkable 25.1 yards per reception, and was named first-team all-ACC as a junior in 2009.

Hill collected more than 1,200 career receiving yards to go with nine touchdown receptions at Georgia Tech and led the nation in yards per reception (29.3) as a junior in 2011. He was selected in the second round of the 2012 NFL Draft by the Jets.

Preston also mentored both Smelter and Waller who were selected in the fourth and sixth rounds of the 2015 NFL Draft, respectively. Under Preston's watch, Smelter became the 21st 1,000-yard receiver in school history in 2014, opposite of Waller, who also had a breakout year as a senior in '14 (17.0 yards per catch, six touchdowns).

In 2016, Preston's starting wideouts (junior Ricky Jeune and sophomore Brad Stewart) combined for 44 receptions, 809 yards and 18.4 yards per catch.

Preston has 36 years of coaching experience, all at the NCAA Division I level. His notable stops prior to Georgia Tech include:

- in his lone season at New Mexico (2007), helping lead the Lobos to their first bowl win in 45 years and coaching first-team all-Mountain West running back Rodney Ferguson (1,177 yards 13 TDs);
- two stints at Stanford (1999-2001, 2006), where he helped lead the Cardinal to the 1999 Pac-10 championship and 2000 Rose Bowl, its first appearance in the "Granddaddy of Them All" in 28 years;
- coaching two 1,000-yard rushers (All-American Julius Jones and Ryan Grant) in three seasons as running backs coach at Notre Dame (2002-04);

- helping lead Washington State to one of the best seasons in program history when it went 10-2, won the Pac-10 title and earned its first Rose Bowl berth in 67 years as RB coach in 1997. One of Preston's pupils, Mike Black, ran for 1,157 yards and earned all-conference recognition in '97;
- taking on several roles (coaching receivers and defensive backs, assisting with special teams and strength and conditioning) while serving on the same staff as current Georgia Tech head coach Paul Johnson at Hawaii (1987-93). Preston's seven-year stint at his alma mater included the first Western Athletic Conference championship (1992), the first bowl appearance (1989 Aloha Bowl vs. Michigan State) and the first bowl win (1992 Holiday Bowl vs. Illinois) in program history;
- producing nine all-conference honorees in three seasons at his first full-time job, coaching wide receivers and defensive backs at Southern Illinois (1984-86).

Prior to becoming a full-time coach, Preston was a graduate assistant at Hawaii in 1980 and 1981, a part-time coach at UH in 1982 and a graduate assistant at Washington in 1983. During his career, Preston has also served as a guest coach for the Toronto Argonauts, Tampa Bay Buccaneers, Miami Dolphins and Philadelphia Eagles.

A native of Los Angeles, Preston received a bachelor's degree in speech from Hawaii in 1982, where he was a two-year letterwinner (1978-79) for the Rainbows football team. He graduated from Banning High School in Los Angeles in 1975.

Preston and his wife, Audrey, have three children: Amber, Evan and Quinn. They also have a son-in-law Will Brown and a grandson, Joseph Roman (J.R.) Kanoa Brown.

THE PRESTON FILE

PERSONAL

Hometown Los Angeles, Calif.
Education Hawaii, 1982 (B.S., speech)
Family wife: Audrey; daughter: Amber; sons: Evan and Quinn; grandson: J.R.

PLAYING EXPERIENCE

1978-79 Hawaii (defensive back/wide receiver)

COACHING EXPERIENCE

1980-81 Graduate assistant (Wide Receivers), Hawaii
 1982 Part-time assistant (Wide Receivers), Hawaii
 1983 Graduate assistant (Defensive Backs), Washington
 1984-85 Wide receivers, Southern Illinois
 1986 Defensive backs, Southern Illinois
 1987 Defensive backs, Hawaii
 1988-93 Wide receivers, Hawaii
 1994-97 Running backs, Washington State
 1998 Assistant head coach/offensive coordinator/quarterbacks, UNLV
 1999-2001 Running backs, Stanford
 2002-04 Running backs, Notre Dame
 2006 Running backs, Stanford
 2007 Running backs, New Mexico
2008-present Wide receivers, Georgia Tech



MIKE SEWAK

OFFENSIVE LINE

VIRGINIA, 1981
 10TH SEASON AT GEORGIA TECH
 @COACHMIKESEWAK

Mike Sewak, who owns 32 years of coaching experience at the college level, including four seasons as head coach at Georgia Southern, enters his 10th year at Georgia Tech as offensive line coach.

In his nine seasons with the Yellow Jackets, Sewak's offensive lines have paved the way for Georgia Tech to lead the ACC and rank among the top 10 teams nationally in rushing offense every year. The Jackets led the nation in rushing in 2010 and 2014 and ranked second in 2009 and 2011. In all, Georgia Tech has rushed for 35,471 yards in Sewak's nine seasons with the program, the highest rushing total in the nation during that span.

Tech has also finished among the nation's top 25 in fewest sacks allowed each of the past eight seasons, including top-five rankings in 2014 (second) and 2009 (fourth).

Sewak has coached 10 all-ACC honorees that have collected all-conference recognition a total of 18 times during his nine seasons with the Yellow Jackets. Three of his offensive linemen at Tech have been named all-America — Cord Howard (second-team in 2009), Omoregie Uzzi (second-team in 2011, third-team in 2013) and Shaquille Mason (first-team, 2014).

Sewak's Georgia Tech pupils that have gone on to play in the NFL include, Mason, a fourth-round draft pick by the New England Patriots in 2015 and member of the Patriots' Super Bowl LI championship squad, and Andrew Gardner, who was selected by the Miami Dolphins in the sixth round of the 2009 draft and went on to enjoy an eight-year pro NFL career.

Despite being forced to use eight different combinations of starting offensive linemen over the course of 13 games due to injuries in 2016, Sewak's offensive line once again helped Georgia Tech lead the ACC and ranked ninth in the nation in rushing offense (258.1 ypg). The Jackets also surrendered just 1.23 sacks per game, good for 17th nationally. Senior center Freddie Burden was named all-ACC for the third time, capturing first-team honors ESPN.com, and true freshman guard Parker Braun was one of only 24 student-athletes tabbed to ESPN.com's true freshman all-America team.

Other highlights from Sewak's first nine seasons on The Flats include:

- three linemen earning all-ACC recognition in 2012, 2014 and 2015;
- having multiple linemen receive all-conference accolades in seven of his nine campaigns;
- helping set school records for rushing yards (4,789) and rushing yards per game (342.1) while also allowing just 0.79 sacks per contest in 2014;
- helping pave the way for the Yellow Jackets to lead the ACC in total offense four times (2008, 2009, 2011 and 2014);
- Sean Bedford, who came to Georgia Tech as a walk-on defensive lineman, blossoming into a two-time first-team all-ACC honoree and winner of the 2010 Burlsworth Trophy (nation's top former walk-on).

Prior to his arrival at Georgia Tech in 2008, Sewak spent nine seasons at Georgia Southern, first as head coach Paul Johnson's offensive coordinator from 1997-2001, then, following Johnson's departure to Navy, as head coach from 2002-05.

Sewak produced a record of 35-14 in four seasons as Georgia Southern's head coach and led the Eagles to three NCAA Division I-AA playoff appearances and two Southern Conference championships.

In his first season as head coach in 2002, Sewak led Georgia Southern to the Division I-AA semifinals and came within a last-second missed field goal of advancing to the national title game. The Eagles finished with an 11-3 record, won the school's sixth-consecutive league title and made their fifth-straight national semifinals appearance. In addition, Sewak's offense led the nation in rushing, averaging 386.2 yards per game.

Georgia Southern followed with an uncharacteristic 7-4 mark in 2003, a season which saw Sewak valiantly sidestep adversity and numerous key injuries to guide the Eagles to victories in six of its last eight games. Once again, GSU won the I-AA rushing title with 335.6 yards per game on the ground.

Sewak put Georgia Southern back on track in 2004. The Eagles rolled through the regular season with an offensive juggernaut, averaging 47 points per game and winning eight games in a row between losses to Georgia and Southern Conference co-champion Furman, the No. 2 ranked team in I-AA. For his efforts, Sewak was named the 2004 SoCon Coach of the Year.

While young on both sides of the ball, Georgia Southern once again led I-AA in rushing in 2005. After a 1-2 start, the Eagles won seven of their last eight games, including a win over No. 1-ranked Furman, to clinch another playoff berth. The only loss during that stretch was to Appalachian State, the SoCon champion and eventual I-AA national champion.

As offensive coordinator under Johnson at Georgia Southern from 1997-2001, Sewak's offensive unit consistently ranked as one of the nation's best at the Division I-AA level and played a key role in the Eagles going 62-10, winning five SoCon titles, advancing to the I-AA playoffs five times, advancing to the national title game three times and winning two national titles.

The Eagles rolled up 25,941 rushing yards (360.3 ypg), 7,816 passing yards (108.6 ypg) and 33,757 total yards (468.8 ypg) in Sewak's five years at the helm of their offense and led the nation in rushing offense (419 ypg), total offense (551.7 ypg) and scoring offense (50.0 ppg) in 1999. Three GSU offensive linemen were named all-America under Sewak's direct guidance from 1997-2001, highlighted by two-time SoCon Jacobs Blocking Trophy recipient Mark Williams.

Sewak's coaching resume also includes:

- serving as offensive coordinator at Ohio in 1995 and '96, helping lead head coach Jim Grobe's squad to eight wins in two seasons after the Bobcats went winless the year before Sewak's arrival. OU led the Mid-American Conference in rushing in 1996.
- eight seasons as an assistant coach at Hawai'i (1987-94), where he coached wide receivers for one year and the offensive line for seven under offensive coordinator Paul Johnson. During Sewak's eight seasons in Honolulu, Hawai'i won the 1992 Western Athletic Conference championship, broke more than 150

offensive records and finished among the nation's offensive leaders each year, averaging 31.7 points and 418 yards per game.

- his first stint at Georgia Southern (1985-86), where he coached running backs in Paul Johnson's offense and helped lead the Eagles to their first two NCAA Division I-AA national championships. Sewak also coached defensive backs during his initial stint at GS;
- a season at Georgia Tech as a graduate assistant under head coach Billy Curry, coaching tight ends for a team that featured current Tech defensive coordinator Ted Roof as a standout linebacker;
- his first job as a collegiate coach, serving as offensive coordinator and offensive line coach at Hobart (N.Y.) College from 1982-83.

In all, Sewak has served on the same staff as Johnson for all but eight years of his 32-year coaching career.

Sewak earned three letters as an offensive lineman at Virginia (1978-80) and earned a degree in psychology from UVA in 1981. He added a master's degree from Georgia Southern in 2008.

Before embarking on his coaching career, Sewak was invited to professional football tryouts with the Baltimore Colts and Pittsburgh Steelers.

He and his wife, the former Robin Farmery of Marietta, Ga., are the parents of three children – Michael-Robert, Olivia and Nicholas. Michael-Robert is a 2013 Georgia Tech graduate in business administration; Olivia graduated from the Fashion Institute of Technology and currently works in New York City. Nicholas graduated from Georgia Southern, where he was a long snapper for the Eagles' football team.

THE SEWAK FILE

PERSONAL

Birthdate	September 3, 1958 (turns 59 during season)
Hometown	Johnstown, Pa.
Education	Virginia, 1981 (B.S., psychology) Georgia Southern, 2008 (master's)
Family	wife: Robin; sons: Michael-Robert and Nicholas; daughter: Olivia

PLAYING EXPERIENCE

1978-80	Virginia (offensive line)
---------	---------------------------

COACHING EXPERIENCE

1982-83	Offensive coordinator/offensive line, Hobart
1984	Graduate Assistant (tight ends), Georgia Tech
1985-86	Defensive backs/running backs, Georgia Southern
1987	Wide receivers, Hawai'i
1988-94	Offensive line, Hawai'i
1995-96	Offensive coordinator/offensive line, Ohio
1997-2001	Offensive coordinator, Georgia Southern
2002-05	Head coach, Georgia Southern
2008-11	Co-offensive line, Georgia Tech
2012-present	Offensive Line, Georgia Tech



JOE SPEED

CORNERBACKS

U.S. NAVAL ACADEMY, 1996
EIGHTH SEASON AT GEORGIA TECH
 @RAMBLINSPEED

Joe Speed is in his eighth season as an assistant coach at Georgia Tech. A versatile defensive coach and former captain in the United States Marine Corps, Speed came to The Flats in 2010 as inside linebackers coach, switched to the outside linebackers midway through the 2012 season, moved to the secondary in 2013 and took over as cornerbacks coach prior to the 2016 campaign.

In 2016, Speed's starting cornerbacks, Lance Austin and Step Durham, combined for 85 tackles and 21 passes defended in their first seasons as starters. Austin was particularly impressive, leading the ACC and finishing tied for 15th nationally with 15 passes defended (including a team-high-tying three interceptions). He was named ACC Defensive Back of the Week in back-to-back weeks to close the regular season, the latter of the two accolades coming after he intercepted a pass near midfield to set up the game-winning touchdown drive in Georgia Tech's 28-27 win over archrival Georgia.

In four seasons since moving to the secondary, Speed's pupils have recorded 32 interceptions and scored five touchdowns. In 2014 alone, his secondary racked up 15

touchdowns and scored three times.

Additionally, Speed has mentored three all-ACC honorees and four student-athletes that have gone on to play in the NFL during his tenure at Tech.

Other highlights from Speed's time at Georgia Tech include:

- coaching a pair of all-conference selections in 2014, Jamal Golden (third team) and D.J. White (honorable mention), as well as the Yellow Jackets' all-time leading tackler in the secondary, Isaiah Johnson (283 career tackles);
- plugging senior Jemea Thomas into the starting lineup at safety in 2013 due to injuries to projected starters Golden and Johnson and watching Thomas lead the Yellow Jackets in tackles (88) and pass breakups (8), paving the way for his ascension from likely backup to a sixth-round pick by the New England Patriots in the 2014 NFL Draft;
- overseeing the emergence of inside linebacker Julian Burnett from a backup in the first month of 2010 to one of the most prolific tacklers in recent Georgia Tech history. Burnett led the team in tackles in both 2010 (89) and 2011 (120). His 120 stops in '11 were 42 more than anyone else on the squad.
- having his starting inside linebackers, Burnett and Brad Jefferson, rank one-two on the squad with a combined 173 tackles in 2010.

Speed came to Georgia Tech from his alma mater, the U.S. Naval Academy, where he served two stints as a football coach, totaling eight years (2000-03, 2006-09).

In his first stint with the Midshipmen, along with being assistant linebackers coach and head junior varsity coach, he also served as the executive administrator and military liaison officer for the football program, a role that included supervision of various administrative, logistical and professional matters pertaining to the football team and the Naval Academy Athletic Association. He was responsible for recruiting future Marine officers to the academy, as well.

Paul Johnson took over as Navy's head coach two years into Speed's initial four-year stint with the program and Speed helped guide the Midshipmen to an impressive 8-5 record, its first Commander-in-Chief's Trophy in 22 years and its first bowl bid in seven years in 2003.

After a two-year stint as athletics director at the Naval Academy Prep School in Newport, R.I. from 2004-05, which included one season as head football coach, Speed returned to Annapolis in 2006 as defensive backs coach and head coach of the academy's junior varsity team.

His second stint with the Midshipmen included two more seasons under Johnson (2006-07) and two seasons under head coach Ken Niumatalolo (2008-09).

Speed played a big role in Navy's return to national prominence, as the Midshipmen compiled a 35-18 record and earned four-straight bowl berths during his second stint with the program. Most importantly to Navy faithful, the Midshipmen went 8-0 against service-academy rivals Air Force and Army and won four-consecutive Commander-in-Chief's Trophies during the four-year stretch.

Other highlights from his final four seasons at Navy included:

- helping lead the Midshipmen to their first 10-win season in 104 years in 2009, a 10-4 campaign that was capped by a win over Missouri in the Texas Bowl. Navy's defense ranked 18th nationally in scoring defense, allowing less than 20 points per game;
- a 24-17 win over No. 16 Wake Forest in 2008, which was Navy's first victory over a nationally ranked team since 1985;
- safety Ketric Buffin becoming the first Midshipmen to ever intercept a pass in each of the first four games of the season in 2007;
- cornerback Keenan Little becoming the first player in Navy history to score a defensive touchdown against both service academy opponents in the same season in 2006.

A 1996 graduate of the Naval Academy, Speed was a standout on the gridiron for the Midshipmen. A four-year starter at safety, he finished his career with 260 tackles and five interceptions.

Following graduation, Speed was commissioned as a second lieutenant in the United States Marine Corps and reported to Quantico, Va., where he trained and took the Infantry Officers Course. He was eventually promoted to captain.

In September 1997, he reported to GOLF Company, 2nd Battalion, 7th Marines in Twenty-Nine Palms, Calif. and in July of 1998, went to Okinawa, Japan, for six months, where he was involved in exercise FOAL EAGLE in Korea. After working with the Army in Fort Erwin, Calif., for a month, Speed went to Africa for three months on a security mission for the U.S. Embassy in Nairobi, Kenya.

Speed, and his wife, Ingrid, reside in Atlanta.

THE SPEED FILE

PERSONAL

Birthdate	June 16, 1973 (44 years old)
Hometown	Baltimore, Md.
Education	U.S. Naval Academy, 1996 (bachelor's)
Family	wife: Ingrid

PLAYING EXPERIENCE

1992-95	Navy (safety)
---------	---------------

COACHING EXPERIENCE

2000-03	Executive administrator/military liaison officer/assistant linebackers coach/ junior varsity head coach, Navy
2004	Director of athletics, Navy Academy Prep School
2005	Director of athletics/head coach, Navy Academy Prep School
2006-09	Defensive backs/junior varsity head coach, Navy
2010-11	Inside linebackers, Georgia Tech
2012	Inside linebackers/outside linebacker, Georgia Tech
2013-15	Defensive backs, Georgia Tech
2016-present	Cornerbacks, Georgia Tech



RON WEST

CO-OFFENSIVE LINE

CLEMSON, 1979

SECOND SEASON AT GEORGIA TECH

[@COACHRONWESTGT](#)

Coaching veteran Ron West is in his 38th year as collegiate coach and his second season as the co-offensive line coach at Georgia Tech. West works alongside offensive line coach Mike Sewak, overseeing the backbone of head coach Paul Johnson's patented spread option offense.

In his first season with the Yellow Jackets, West helped guide a Georgia Tech offensive front that paved the way for Tech to lead the ACC and rank among the top 10 nationally in rushing offense (258.1 ypg) for the ninth-straight year in 2016. The success came despite the fact that the Jackets were forced to use eight different combinations of starting offensive linemen over the course of 13 games due to injuries.

In addition to leading the ACC and finishing ninth in all of NCAA Division I FBS in rushing offense, the Yellow Jackets also surrendered just 1.23 sacks per game, good for 17th nationally.

Individually, senior center Freddie Burden was named all-ACC for the third time in 2016, capturing first-team honors from ESPN.com, and true freshman guard Parker Braun was one of only 24 student-athletes tabbed to ESPN.com's true freshman all-America team.

West joined Georgia Tech's coaching staff last year after two years (2013-14) at North Carolina, where he served as co-defensive coordinator and linebackers coach.

However, his extensive coaching resume includes 17 years coaching offensive lines, including stints at North Texas, Texas Tech, Baylor, Tulane and Clemson.

During his four years at Baylor, West worked for head coach Chuck Reedy, who employed an option-oriented offense, and helped the Bears win a share of the Southwest Conference title in 1994. Current Georgia Tech safeties coach Andy McCollum was also a member of Reedy's staff at Baylor.

At Tulane, West helped guide the Green Wave to a perfect 12-0 season in 1998.

Ten years of his career were spent at Clemson (1999-2008). He joined the Tigers' staff in 1999 as offensive line coach, moved to the defensive line in 2004 and spent his final four years with the Tigers coaching outside linebackers.

In 2006, West coached one of the greatest players in Clemson history, the late Gaines Adams – the fourth overall pick in the 2007 NFL Draft. Adams was named to all five all-America teams in 2006 and was recognized as one of seven unanimous first-team All-Americans that year.

Since leaving Clemson, West coached on the defensive side of the ball at Tulsa (2009), Illinois (2010-11) and Arizona State (2012) before landing at North Carolina in 2013.

West attended high school at nearby Russell High School (now Tri-Cities) in East Point, Ga. At Russell H.S., West was high school classmates with Tom Cooksey, a Georgia Tech nose guard from 1976-80 and the father of current Yellow Jacket Tyler Cooksey. Current Georgia Tech offensive lineman Shamire Devine also attended Tri-Cities H.S.

West began his collegiate career at Marion Military Institute in Marion, Ala. before transferring to Clemson prior to his junior campaign. At Clemson, West was a reserve offensive lineman in 1977 and 1978. He started two games as a senior and helped the Tigers post an 11-1 record and earn a No. 6 national ranking in the final *Associated Press* poll of the

season.

After graduating from Clemson in 1979, he began his coaching career as offensive line coach at North Texas in 1980. In addition to his 17 seasons as an offensive line coach, West boasts 12 years as a coordinator — 11 on the defensive side of the ball and one on offense.

West and his wife Becky have two adult children, Brad and Lori, and two grandchildren, Wyatt and Lily.

THE WEST FILE

PERSONAL


Birthdate February 12, 1957 (60 years old)
Hometown East Point, Ga.
Education Clemson, 1979 (B.A., industrial education)
Family wife: Becky; son: Brad; daughter: Lori; grandson: Wyatt; granddaughter: Lily

PLAYING EXPERIENCE

1975-76 Marion Military Institute (offensive lineman)
 1977-78 Clemson (offensive lineman)

COACHING EXPERIENCE

1980 Offensive line, North Texas
 1981-85 Linebackers/offensive line/special teams, Texas Tech
 1986-91 Defensive coordinator, Louisiana-Lafayette
 1992 Assistant head coach/defensive coordinator, Louisiana-Lafayette
 1993-95 Offensive line, Baylor
 1996 Co-offensive coordinator/offensive line, Baylor
 1997-98 Offensive line, Tulane
 1999-2003 Offensive line, Clemson
 2004 Defensive line, Clemson
 2005-08 Outside linebackers, Clemson
 2009 Co-defensive coordinator/linebackers, Tulsa
 2010-11 Outside linebackers/special teams, Illinois
 2012 Co-defensive coordinator, Arizona State
 2013-14 Co-defensive coordinator/linebackers, North Carolina
2016-present Co-offensive line, Georgia Tech



BLAKE DEBARTOLA

GRADUATE ASSISTANT COACH

GEORGIA SOUTHERN, 2012
 THIRD SEASON AT GEORGIA TECH
 @COACH_DEBARTOLA

Blake DeBartola is in his third year as a graduate assistant at Georgia Tech. He assists with the offensive line.

DeBartola came to Georgia Tech in 2015 after one year as the offensive line coach and recruiting coordinator at Shorter College in Rome, Ga. He began at Shorter as a graduate assistant in 2013 season before moving to a full-time role in 2014.

A native of Fayetteville, Ga., DeBartola was a four-year letterwinner at Georgia Southern, where he played center, guard and tackle for the Eagles. He started every game in 2011 and 2012 while helping lead the Eagles to three-straight NCAA Division I FCS semifinals appearances.

He graduated from Georgia Southern in 2012 with a bachelor's degree in business administration and earned an MBA from Shorter in 2014.

He is married to the former Faith Huffman of Fayetteville. The couple has one daughter, Lane Taylor, born May 17, 2015.



RICK LYSTER

GRADUATE ASSISTANT COACH

LAFAYETTE, 2013
 THIRD SEASON AT GEORGIA TECH
 @COACHRICKLYSTER

Rick Lyster is in his third year as a graduate assistant at Georgia Tech. He works with the Yellow Jackets' defensive linemen.


Before arriving at Georgia Tech in 2015, Lyster was the linebackers coach at Monmouth University during the Hawks' inaugural season in the NCAA Division I FCS Big South

Conference in 2014.

Prior to starting his coaching career, he served as corporate security in the Trump Organization.

A native of Ocean, N.J., Lyster was a three-year letterwinner at Lafayette College, playing defensive line for longtime head coach Frank Tavani. Lyster earned second-team all-Patriot League honors in 2011 and served as a team captain as a senior.

He graduated from Lafayette in 2013 with a bachelor's degree in international affairs.



TYSON WACHENHEIM

GRADUATE ASSISTANT COACH

CHRISTOPHER NEWPORT, 2015
 FIRST SEASON AT GEORGIA TECH
 @COACHTWACH

Tyson Wachenheim is in his first year as a graduate assistant at Georgia Tech. He assists with the Yellow Jackets' linebackers.

Wachenheim came to The Flats after two seasons as tight ends coach at Virginia Military Institute in Lexington, Va. With the NCAA Division I FCS Keydets, he coached first-team all-Southern Conference tight end Ryan Swingle.

Prior to beginning his coaching career at VMI, Wachenheim was a tight end at Christopher Newport University in Newport News, Va. from 2011-14. He graduated from CNU with a bachelor's degree in American studies in 2015.

Wachenheim is the son of Scott Wachenheim, the current head coach at VMI, whose resume also includes stops as an assistant coach at Utah State, Rice, Liberty, Virginia and with the Washington Redskins.

Tyson was a four-year letterwinner at three different high schools and an honorable-mention all-district tight end as a senior at Monticello H.S. in Charlottesville, Va.



TEVIN WASHINGTON

GRADUATE ASSISTANT COACH

GEORGIA TECH, 2012
 SECOND SEASON AT GEORGIA TECH
 @COACHTW213

Tevin Washington, a two-year starting quarterback and four-year letterwinner at Georgia Tech from 2008-12, is in his second year as a graduate assistant at his alma mater. Washington assists with the Yellow Jackets' quarterbacks and B-backs.

As a student-athlete at Georgia Tech, Washington was at the helm of head coach Paul Johnson's offense for 31-straight games to close his collegiate career, including three-straight bowl games.

He rewrote the school and conference record books, finishing his career ranked first or second in Georgia Tech history in 11 different statistical categories and setting ACC records for rushing touchdowns by a quarterback in a season (20 as a senior in 2012) and career (38).

After graduating from Tech in 2012, Washington utilized the management degree he earned as a manager for AT&T in the Atlanta area. He also provided private instruction for local skill position players, primarily quarterbacks and receivers before returning to The Flats prior to the 2016 campaign.

Washington is native of Wetumpka, Ala.



TIM McGRATH

STAFF ASSISTANT

VILLANOVA, 2013
 FOURTH SEASON AT GEORGIA TECH
 @COACHTMCGRATH

Tim McGrath is in his fourth year at Georgia Tech as a staff assistant. In his role, McGrath coordinates games plans, creates scouting reports and practice scripts and grades film, primarily for the Yellow Jackets' special teams.

In three seasons at Georgia Tech, McGrath has helped the Jackets win two bowl games. In

2016, his assistance on special teams played a big part in Tech leading the ACC in field-goal percentage (.882) and PAT percentage (1.000) behind place kicker Harrison Butker, who was picked by the Carolina Panthers in the seventh round of the 2017 NFL Draft. Also in '16, Georgia Tech's J.J. Green returned a kickoff 96 yards for a touchdown at Pittsburgh, good for the Jackets' first kick return for a score in four years.

McGrath came to The Flats after serving as video coordinator and special-teams quality control assistant at his alma mater, Villanova. As an undergraduate at Villanova, McGrath was a student assistant for the Wildcats' nationally prominent NCAA Division I FCS program while also serving on the staff at Episcopal Academy, helping the prep squad to an 8-3 record in 2013.

McGrath also holds a wealth of indoor football experience from various professional leagues. He coached the 2013 and 2014 seasons with the Harrisburg Stampede, winning an American Indoor Football Championship in 2013, and spent the 2012 season on the staff of the Indoor Football League's Reading Express.

McGrath, an Andover, Mass. native, graduated from Villanova in 2013 with a bachelor's degree in civil engineering.



MIKE HUFF

DIRECTOR OF FOOTBALL OPERATIONS

DAYTON, 2007

10TH SEASON AT GEORGIA TECH

🐦 @MIKEHUFF

Mike Huff is in his fifth year as Georgia Tech's director of football operations and his 10th year overall on The Flats.

As director of football operations, Huff works closely with head coach Paul Johnson overseeing all aspects of the program's day-to-day support operations while serving as a liaison to several groups in the athletics association and Institute community.

Huff implements, builds and develops the team budget and oversees business contracting, team travel, personnel, scheduling and facility upgrades.

He was instrumental in the development of the Yellow Jackets' NFL locker room, reserved for Georgia Tech alumni currently playing in the NFL that wish to work out at Tech and also played a large role in the renovation of the Jackets' football recruiting office.

Outside of Tech, Huff currently serves on the College Football Playoff national championship advisory committee.

He was promoted to director of football operations in 2013 after serving two seasons as assistant director. He joined Georgia Tech's football staff in 2011 after spending the previous three years as a member of Tech's communications department (2008-11), working primarily with the Yellow Jackets' football and baseball programs. He was a part of a Georgia Tech media relations staff that was awarded the Football Writers Association of America (FWAA) "Super 11" Award for the 2011 season.

Huff earned a bachelor's degree in journalism from the University of Dayton in 2007, where he was a member of the Flyers' soccer team. He earned a master's degree in sport administration from Georgia State University in 2010.

Huff is a Tulsa, Okla. native.



KEVIN CONE

ASSISTANT DIRECTOR OF FOOTBALL OPERATIONS

GEORGIA TECH, 2010

FIRST SEASON AT GEORGIA TECH

🐦 @KCONE12

Former Georgia Tech wide receiver Kevin Cone is in his first season as the Yellow Jackets' assistant director of football operations.

Cone played wide receiver at Georgia Tech from 2008-10 after transferring from Shorter College following his freshman campaign. He caught six passes for 98 yards and a touchdown as a senior in 2010.

He went on to enjoy a six-year career in professional football, highlighted by three seasons with the Atlanta Falcons (2011-13). He played in 29 games over his three campaigns with the Falcons, including all 16 contests in 2013. He closed his playing career with stints with the Miami Dolphins, Cleveland Browns and the Canadian Football League's Winnipeg Blue Bombers.

Cone, who earned a bachelor's degree in mechanical engineering from Georgia Tech in 2010, worked for renowned engineering firm Morrison Hershfield before returning to The

Flats. His ties to Tech run deep, as both of his parents graduated from the Institute and his father, Ronny, played football for the Yellow Jackets (1979-83) before being selected in the 10th round of the 1984 NFL Draft by the New York Jets.

Cone and his wife, Amber, reside in Atlanta.



ANDY LUTZ

DIRECTOR OF PLAYER PERSONNEL

PACIFIC, 1991

FIFTH SEASON AT GEORGIA TECH

A college football athletics administrator since 1991, Andy Lutz is in his fifth season as a member of Georgia Tech's football staff. He assumed his current role as director of player personnel in 2015.

Before coming to Georgia Tech in 2013, he served as assistant athletics director for football operations at Texas Tech. In that role, Lutz oversaw all facets of Texas Tech football's recruiting efforts as well as the day-to-day operations of the Red Raider program.

From 1998-2008, Lutz was the assistant to the head football coach at Auburn, where his duties included day-to-day operations for recruiting and personnel.

Before his decade-long stint at Auburn, Lutz spent two years (1996-98) at Ole Miss as assistant to the athletics director for recruiting, helping coordinate the recruiting processes for all Rebels' sports. Lutz was promoted to that position after a year as a graduate assistant at Ole Miss.

Lutz began his collegiate administration career in 1991 at his alma mater, the University of the Pacific. After three years at Pacific, he was a graduate assistant at Nevada in 1994.

From 1991-2001, Lutz also worked outside the college athletics' arena as clinic director for the Frank Glazier Football Clinics.

Lutz holds bachelor's (communications/public relations, 1991) and master's (educational counseling, 1994) degrees from Pacific. He was a three-year football letterwinner for the Tigers from 1989-91 after beginning his collegiate career at San Joaquin Delta (Calif.) College, where he was a first-team all-conference and second-team all-state defensive back as a freshman in 1987.

He and his wife, Brandy, have one daughter, Aberle.



PAUL HAMILTON

ASSOCIATE DIRECTOR OF PLAYER PERSONNEL

APPALACHIAN STATE, 1981

FIRST SEASON AT GEORGIA TECH

Coaching veteran Paul Hamilton is in his first season as Georgia Tech's associate director of player personnel.

Hamilton comes to The Flats after spending the past 10 seasons as the head coach at Brevard College in Brevard, N.C. He was at the helm during Brevard's transition from NAIA to NCAA Division II, leading the Tornados to a 7-4 record in just their second season as an NCAA member in 2009.

A 36-year coaching veteran, Hamilton also served as a head coach at the NCAA Division I-AA/FCS level at East Tennessee State (1997-2003) and Elon (2004-05). He and Georgia Tech head coach Paul Johnson both got their first head-coaching jobs in the Southern Conference in 1997 with Hamilton at ETSU and Johnson at Georgia Southern. They coached against each other in the SoCon for five seasons before Johnson moved on to Navy in 2002.

Hamilton's career also includes stints as an assistant coach at The Citadel (1981), ETSU (1983-87), Wofford (1988-89) and Air Force (1990-96). He played quarterback at Appalachian State from 1978-80 and graduated from the school in 1981. He earned a master's degree in secondary education from The Citadel in 1986.



CODY MOORE

ASSOCIATE DIRECTOR OF PLAYER PERSONNEL

OKLAHOMA PANHANDLE STATE, 2004
FIRST SEASON AT GEORGIA TECH
▶ @COACHCODYMOORE

Boasting a dozen years of experience as a college football coach and recruiter, Cody Moore is in his first season as an associate director of player personnel for Georgia Tech football.

Moore comes to The Flats after three seasons as defensive line coach at Abilene Christian. At ACU, he helped lead the program through its transition from NCAA Division II to NCAA Division I FCS and assisted in the efforts that saw the Wildcats land the nation's No. 9-ranked FCS recruiting class in 2016.

Prior to his three-season stint at Abilene Christian, Moore was the assistant recruiting coordinator at Arkansas, where he helped the Razorbacks bring in a recruiting class ranked among the nation's top 30 in 2014. His career also includes stints at Central Arkansas (interior defensive line coach/recruiting coordinator -- 2010-12), Texas A&M (defensive quality control -- 2009), Auburn (defensive administrative assistant-- 2007-08) and Hardin-Simmons (defensive graduate assistant -- 2005-06).

In addition to his prowess as a recruiter, Moore's career highlights also include helping lead Central Arkansas to the second round of the FCS playoffs in 2011 and 2012, working with Texas A&M's Von Miller, who led FBS with 17.5 sacks in 2009, and assisting with an Auburn defensive unit that ranked sixth in the nation in total defense in 2007.

Prior to beginning his professional career, Moore was a four-year football letterwinner, team captain and all-conference performer at Oklahoma Panhandle State (2001-04). He earned a bachelor's degree in health and physical education from Oklahoma Panhandle State in 2004 and a master's in sports and recreation management from Hardin-Simmons in 2007.

Moore and his wife, Kristen, have three children: two daughters, Bentley and Avery, and a son, Cooper.



BRITTANY McCORMICK

RECRUITING AND MARKETING COORDINATOR

MICHIGAN STATE, 2012
FIFTH SEASON AT GEORGIA TECH
▶ @BRITTMCCORMICK

Brittany McCormick joined the Georgia Tech football staff as recruiting and marketing coordinator in 2016 following three years as assistant director for communications and public relations for the Yellow Jackets. She served as the primary media contact for women's basketball and women's tennis and the secondary contact for Tech football in her previous position.

McCormick came to The Flats in 2013 after one year as an athletics communication assistant at Syracuse. During her year in central New York, she worked primarily with Syracuse's ice hockey, cross country and track and field programs, in addition to serving as a secondary contact for football, women's basketball and men's and women's lacrosse.

McCormick has also served as a media and stats volunteer at the NCAA Frozen Four every year since April 2010.

A native of Freehold, N.J., McCormick graduated with high honors from Michigan State with a bachelor's degree in communications and public relations in 2012. She was a student assistant in MSU's athletic communications office for three years and also served as a summer intern with USA Hockey in 2011.



KASSI LEE

RECRUITING OPERATIONS COORDINATOR

GEORGIA SOUTHERN, 2011
SECOND SEASON AT GEORGIA TECH
▶ @KELLE10

Boasting several years of experience in college football recruiting and operations, Kassi Lee is in her second season as Georgia Tech's recruiting operations coordinator.

Prior to coming to The Flats in 2016, Lee spent a year as director of high school relations for Army football. Before her stint at West Point, she spent three years at her alma mater, Georgia Southern. She began at GS as a graduate assistant in 2011 before being named director of football operations in 2013.

Lee's professional experience also includes a year as an Atlanta-based associate with Parker Executive Search in their higher education practice.

A native of Elberton, Ga., Lee earned two degrees from Georgia Southern — a bachelor's in business administration in 2011 and a master's in business administration in 2013.

A team captain and four-year letterwinner for the Georgia Southern's cross country and track and field program, Lee was also a member of GS's Student-Athlete Advisory Board.



JOHN SISK

DIRECTOR OF PLAYER DEVELOPMENT

WESTERN CAROLINA, 1993
SIXTH SEASON AT GEORGIA TECH

John Sisk, a coaching veteran with more than two decades of experience in the field of strength and conditioning, is in his sixth year as Georgia Tech's director of player development.

Sisk, who oversees the player development staff that works with more than 350 Yellow Jacket student-athletes, works directly with the football program. Sisk came to Georgia Tech after serving one season as director of strength training and conditioning at Furman in 2011.

Prior to his one-year stint at Furman, Sisk served as the director of speed, strength and conditioning at Vanderbilt for 10 years (2001-10). At Vanderbilt, Sisk and his staff contributed to the football program's turnaround, which culminated in the Commodores' 2008 Gaylord Hotels Music City Bowl victory over Boston College. He coached four strength and conditioning all-Americans at Vandy, including former Denver Broncos and Chicago Bears quarterback Jay Cutler. Cutler and former Bears offensive linemen Chris Williams both went through Sisk's strength-training program at Vandy before being selected in the first round of the National Football League Draft.

In all, Sisk directed the strength training regimen for 12 Vanderbilt players that signed NFL contracts, as well as four Major League Baseball first-round draft picks, including No. 1 selection David Price (Tampa Bay, 2007), No. 2 selection Pedro Alvarez (Pittsburgh, 2008), No. 7 selection Mike Minor (Atlanta, 2009) and No. 8 pick Casey Weathers (Colorado, 2007).

Sisk first worked in college athletics as an assistant strength coach at Furman for two years (1993-94) before serving as the head strength and conditioning coach at his alma mater, Western Carolina, for two years (1995-96). He moved on to Clemson for four years (1997-2000) before his 10-year stint at Vanderbilt.

A Waynesville, N.C. native, Sisk played football at Western Carolina and graduated from WCU with a degree in sports administration. Upon graduating, he spent three years as a football and strength coach at Tuscola (N.C.) High School.

In 2011, Sisk was one of eight recognized as a Master Strength & Conditioning Coach (MSCC) by the Collegiate Strength & Conditioning Coaches Association.



ALEX DERENTHAL

PLAYER DEVELOPMENT COACH

TEMPLE, 2008

FIRST SEASON AT GEORGIA TECH

📧 @ADERENTHAL59

Alex Derenthal, a former team captain at Temple and Georgia Tech player development intern, returned to Tech as a player development coach in 2017.


Prior to his return to The Flats during the offseason, Derenthal spent four years as the head strength and conditioning coach at Reinhardt University in Waleska, Ga. At Reinhardt, he oversaw all aspects of strength and conditioning for the school's 21 varsity sports. With Derenthal at the helm of its strength training, Reinhardt football won the 2016 Mid-South Conference championship, advanced to the NAIA national semifinals and was ranked No. 3 in the final NAIA poll of the season. The Eagles also earned a playoff berth and top-10 national ranking in 2015 and, under Derenthal's tutelage in the weightroom, produced 44 all-conference players and two all-Americans in four seasons.

In his first stint at Georgia Tech (2011-13), Derenthal assisted with the strength and conditioning efforts for the Yellow Jackets' football, baseball, softball, swimming and diving and track and field programs.

Before getting into the player development field, Derenthal served as a football extern at his alma mater, Temple, assisting with the Owls' tight ends, fullbacks and offensive line under head coach Al Golden.

Derenthal was a four-year letterwinner as an offensive lineman at Temple (2004-08). After serving as a team captain during his senior campaign in 2008, he signed a free-agent contract with the New York Giants in 2009. Following his time with the Giants, he worked as a personal trainer before returning to college athletics at his alma mater.

He graduated from Temple in 2008 with a B.S. in kinesiology and earned a M.S. in exercise science from California (Pa.) in 2012.



ZACH REED

PLAYER DEVELOPMENT COACH

TENNESSEE TECH, 2001

SEVENTH SEASON AT GEORGIA TECH

Zach Reed is in his seventh year as a player development coach at Georgia Tech. In addition to working specifically with the Yellow Jackets' football program, he also oversees strength training for the Jackets' track and field programs. He joined the Georgia Tech staff in January 2011.

Prior to joining Georgia Tech's staff in 2011, Reed was a high school coach at Kennesaw Mountain High School in nearby Kennesaw, Ga. for eight years (2003-10).

He is a NSCA Certified Strength and Conditioning Specialist (CSCS) and is Strength and Conditioning Coach Certified (SCCC) by the Collegiate Strength and Conditioning Coaches Association (CSCCA). Reed is also USAW (USA Weightlifting) and NASM (National Academy of Sports Medicine) Corrective Exercise certified. He regularly competes in Strongman competitions.

Reed was a four-year letterwinner as a defensive lineman at Tennessee Tech, where he earned a bachelor's degree in health and physical education in 2001 and a master's degree in instructional leadership in 2002.

The Atlanta-area native was a three-sport athlete at South Cobb H.S. in Austell, competing in football, track and field and wrestling.



CURTIS TURNER

PLAYER DEVELOPMENT COACH

CLEMSON, 2003

FIFTH SEASON AT GEORGIA TECH

📧 @CURTISATURNER

Curtis Turner is in his fifth year as a player development coach at Georgia Tech. Prior to his arrival on The Flats in 2013, he spent 10 years on the strength and conditioning staff at

Vanderbilt.

Turner joined Vanderbilt's staff as an assistant speed, strength and conditioning coach from 2003-10. During that time, he assisted in all facets of player development for football training programs. He was also responsible for the complete design and implementation of the yearly training program for Vandy's men's and women's golf and tennis programs.

In 2010, he promoted to director of strength and conditioning for men's basketball, a role he held until he departed for Georgia Tech in May 2013.

Turner has trained or assisted in the training of nearly 40 current or former professional athletes, 13 all-Americans and more than 50 all-conference selections. An active speaker, coach and clinic organizer, his programs have been featured in *Men's Health* and *Golf Digest* magazines and on Yahoo! Sports and ESPN All-Access.

He is certified by the College Strength and Conditioning Coaches Association (CSCCA).

Turner graduated from Clemson in 2003 with a bachelor's degree in psychology and sociology education.



JAY SHOOP

DIRECTOR OF SPORTS MEDICINE

EAST TENNESSEE STATE, 1970

29TH SEASON AT GEORGIA TECH

Jay Shoop, a 47-year veteran of the sports medicine profession, is in his 29th overall year at Georgia Tech and the 16th year of his second stint with the Yellow Jackets, which began in 2002. As director of sports medicine, Shoop oversees all areas of the sports medicine program for Tech's 17 varsity sports.

Shoop, who originally served as Georgia Tech's director of sports medicine and head athletic trainer from 1987-99, returned to The Flats in 2002 after a year as the head athletic trainer for the National Football League's Detroit Lions.

In addition to his 28 years at Tech and one year with the Lions, Shoop's illustrious career also includes stints as head athletic trainer at Furman (1970-76), assistant athletic trainer for the Atlanta Falcons (1976-82), head athletic trainer for the Michigan Panthers of the United States Football League (1983-84) and head athletic trainer for the Tampa Bay Buccaneers (1985-86).

Shoop also served as the chief athletic trainer for the Olympic Village at the 1996 Centennial Olympic Games in Atlanta and as the head athletic trainer for the 1994 Goodwill Games in St. Petersburg, Russia.

A native of Wise, Va., Shoop earned a bachelor's degree from East Tennessee State in 1970 and a master's degree from Furman in 1976.

He was inducted into the National Athletic Trainers' Association Hall of Fame in 2012 and is also a member of the ETSU Athletics Hall of Fame and the Georgia Athletic Trainers' Hall of Fame.

An avid collector of historical sports memorabilia, Shoop authored the official history of the Southeastern Athletic Trainers Association in 1988.

Shoop is married to the former Anne Brockman. The couple has two children - a daughter, Farrah, a Georgia Tech graduate (husband: Corey Gamel), and a son, Lynn (wife: Meredith). The Shoops have five grandchildren - Logan, Summer, Owen, Bree and Catherine Rose.



MARK SMITH

ASSISTANT ATHLETIC TRAINER

SUNY BROCKPORT, 2010

FIFTH SEASON AT GEORGIA TECH

Mark Smith is in his fifth season as an assistant athletic trainer at Georgia Tech, where he works with director of sports medicine Jay Shoop in the day-to-day care of Yellow Jacket football student-athletes.

Smith came to Georgia Tech in 2013 following a short stint as an assistant athletic trainer at Georgia State. Prior to his time at Georgia State, he completed a year-long internship with the Buffalo Bills.

This is Smith's second tenure at Georgia Tech, as he was a graduate assistant athletic trainer on The Flats from 2010-12. As a G.A., his duties consisted primarily of working with swimming and diving and assisting with football.

His professional experience also includes a summer internship with the Pittsburgh Steelers in 2010.

Smith is a NATABOC certified athletic trainer and a member of the National Athletic Trainers' Association, Southeast Athletic Trainers' Association, the Georgia Athletic Trainers' Association and he is licensed by the state of Georgia as an athletic trainer.

A native of Rochester, N.Y., Smith earned his bachelor's degree in athletic training from The College at Brockport, a State University of New York in 2010.

He is married to the former Ashley Reid. The couple has a son, Brady.



TOM CONNER

EQUIPMENT MANAGER

ALABAMA, 1980

26TH SEASON AT GEORGIA TECH

A familiar face in the Georgia Tech Athletic Association, Tom Conner is in his 26th season as Tech's equipment manager. A certified athletic equipment manager, Conner is responsible for procuring and maintaining all equipment and uniforms for Georgia Tech football and also assists in ordering equipment and gear for the Yellow Jackets' other sports programs.

Conner came to Tech in 1992 after four years as the equipment manager at the U.S. Naval Academy (1988-91). He also has experience at the professional level, having served four years as the head equipment manager for the Birmingham Stallions of the United States Football League (1982-86).

Additionally, his resume includes one year as assistant equipment manager at Duke (1987) before moving to Navy in 1988. He began his career with two years as assistant equipment manager at Missouri (1980-81).

Conner earned a bachelor's degree in physical education in 1980 from the University of Alabama, where he worked four years as a student manager for the Crimson Tide's football program.

Conner, who completed a two-year seat as a member of the Schutt Manufacturers Advisory Board, was honored as the 1997-98 Athletic Equipment Managers Association District III Equipment Manager of the Year.

A native of Signal Mountain, Tenn., Conner is married to the former Pamela Bushman. The couple has a son, Jacob, who is a senior at Alabama.



PUNT WINDHAM

ASSISTANT EQUIPMENT MANAGER

GEORGIA TECH, 1994

15TH SEASON AT GEORGIA TECH

Georgia Tech alumnus Punt Windham is in his 15th season as assistant equipment manager at his alma mater.

Windham, a certified equipment manager, handles the day-to-day operations of the football equipment room, including handling and ordering equipment and uniforms, maintenance of equipment and travel logistics. Since coming back to his alma mater in 2003, Windham has been a part of 13 bowl trips in 14 seasons.

Prior to his return to The Flats, Windham spent eight years at Texas (1995-2002), where he served as the Longhorns' head baseball equipment manager and assistant football equipment manager. He was a part of two College World Series appearances at Texas (2000 and 2002) with the Longhorns winning the national championship in Omaha in '02.

A Lilburn, Ga. native, Windham graduated from Georgia Tech in 1994 with a bachelor's degree in industrial engineering. He was a student manager for the Yellow Jackets' football team during his time as an undergrad, which included Tech's fourth national championship in 1990.

Windham and wife, Kim, were married in 2010.



TODD McCARTHY

ASSISTANT A.D./VIDEO OPERATIONS

VCU, 1992

20TH SEASON AT GEORGIA TECH

 @GTJACKET442

Todd McCarthy is in his 20th season at Georgia Tech. He was promoted to assistant athletics director for video operations in 2017.

McCarthy, who joined the Tech staff in 1998, handles all practice, game and opponents' video for the football coaching staff while also overseeing the Yellow Jackets' video operations.

McCarthy is a five-time winner of the ACC Video Director of the Year Award (2001, 2003, 2004, 2009 and 2010) and, in 2005, Georgia Tech's video department received the SAWVY Award from the Collegiate Sports Video Association for the nation's top highlight video.

Prior to coming to The Flats, McCarthy spent two years as director of sports video at Pittsburgh (1996-98) and three years (1993-96) in the same capacity at Richmond. He also worked two years as a videographer and editor in the sports department at WRIC-TV, the ABC affiliate in Richmond, Va.

McCarthy earned his bachelor's degree in broadcast communications from Virginia Commonwealth University in 1992. A Richmond, Va. native, McCarthy is married to the former Elizabeth Knupp and they have three children — son Nicholas, born in 2012, and twins, son Micheal and daughter Madison, born in 2016.



CHRIS BREEN

ASSISTANT A.D./ACADEMIC SERVICES

FORDHAM, 2002

SEVENTH SEASON AT GEORGIA TECH

Chris Breen is in his seventh year at Georgia Tech and his fourth year overseeing academic services for the Yellow Jackets' football program. Breen came to The Flats in 2011 as assistant director of academic services, was promoted to director of academic services in 2014 and earned the title of assistant athletics director in 2016.

Under Breen's direction, Georgia Tech football's most recent multi-year NCAA Academic Progress Rate (APR) is a lofty 978, 12 points above the national average and the third-highest APR in program history, behind only the 983 scores it achieved the previous two years. In 2016, Tech football earned an NCAA Public Recognition Award for having an APR that ranked in the top 10 nationally among all FBS programs.

Breen came to Tech after five years as associate director of academic support for student-athletes at Seton Hall, working specifically with the Pirates' men's basketball program. Breen received Seton Hall's President's Award for Student Service in May 2010.

Breen earned a bachelor's degree in business administration in 2002 from Fordham, where he played linebacker and was captain of the Rams' football team as a senior in 2001.

Following his graduation, he coached linebackers for two seasons at Fordham and helped his alma mater win the 2002 Patriot League.

He earned a master's degree in student counseling and personnel services from Manhattan College in 2006.

Breen and his wife, Lauren, have a son, Caden.



MIKE FLYNN

ASSISTANT A.D./ COMMUNICATIONS & P.R.

MIAMI (OHIO), 2001

SECOND SEASON AT GEORGIA TECH

 @MFLYNNGT

Mike Flynn is in his second year as Georgia Tech's assistant athletics director for communications and public relations.

In his role, Flynn oversees the day-to-day operation of Georgia Tech athletics' communications and public relations office, which publicizes the Yellow Jackets' 17 sports. He serves as the primary communications contact for Georgia Tech football and the athletics

department's chief spokesperson.

Flynn came to The Flats in 2016 after 13 years at Appalachian State. He arrived at the Boone, N.C. university in 2003 as an assistant sports information director and was promoted to director in 2004 and assistant athletics director in 2006.

During his tenure at App State, he managed all communications and publicity for the Mountaineers' football program, including an ultra-successful move to NCAA Division I FBS and the Sun Belt Conference (winning 11 games and the Raycom Media Camellia Bowl in their first full-fledged season as a member of FBS in 2015), three consecutive NCAA Division I FCS national championships (2005-07) and a historic win over the University of Michigan in 2007. He also directed communications for App State's baseball program, including a 41-win campaign in 2012 that saw the Mountaineers come within three victories of earning the school's first-ever College World Series berth.

Administratively, he was a member of Appalachian State athletics' senior management team.

Prior to his arrival at App State, Flynn was a member of the sports information staffs at TCU (2001-03) and Miami University (1999-2001). He received a bachelor's degree in speech communications from Miami (Ohio) in 2001 and a master's in advertising/public relations from TCU in 2003.

Born in Elizabeth, N.J., and raised in Columbus, Ohio, Flynn and his wife, Erin, have two daughters: Kellan (10) and Annie (4).



KEVIN DAVIS
ASSISTANT COMMUNICATIONS & P.R. DIRECTOR

GARDNER-WEBB, 2005
SECOND SEASON AT GEORGIA TECH
@KLDAVIS12

Kevin Davis is in his second year as an assistant director of communications and public relations at Georgia Tech. In his role, he serves as the primary communications contact for Georgia Tech baseball and secondary contact for Tech football.

Davis came to The Flats in 2016 after three years in the same position at Bowling Green. At BGSU, he served as the primary communications contact for men's basketball, volleyball and men's and women's golf.

His resume also includes two stints at his alma mater, Gardner-Webb. He began his career with a two-year graduate assistantship (2005-07) at GWU, then returned for a four-year tenure that began as assistant director of athletic media relations (2009-11) and was followed by a promotion to director of sports information, which he held from 2011 until his departure for Bowling Green in 2013.

In between his two stints at Gardner-Webb, Davis built the sports information office at NCAA Division II Brevard College from the ground up from 2007-09, serving as the primary communications contact for all 18 sports while also overseeing the department's marketing efforts.

Davis holds two degrees from Gardner-Webb — a bachelor's in sports management with minors in Spanish and public relations (2005) and a master's in sports science and pedagogy (2007).

He and his wife, Bailey, have a son, Cooper.



TERI ANTON
ADMINISTRATIVE COORDINATOR

FLORIDA STATE, 1991
20TH SEASON AT GEORGIA TECH
@GTMISSTERI

Teri Anton is in her 20th year at Georgia Tech and is the assistant to head coach Paul Johnson. She is responsible for the organization, preparation and maintenance of the head coach's schedule and communications.

Her other duties include administrative support to the football staff, serving as the program's NFL liaison, assisting with coordination of Tech's coaching clinics and summer camps and maintaining team databases. Anton is also the liaison with team parents and coordinates special events, including the annual team banquet and Senior Day presentations.

Prior to joining Georgia Tech, Anton was a high school teacher in DeKalb County and a director at the Creme de la Creme School in Buckhead.

She graduated from Florida State in 1991 with a bachelor's degree in education.



BRET COWLEY
Associate Director
Compliance



ANDY DEMETRA
Director
Broadcasting



DR. ANGELO GALANTE
Team Physician



DR. AARON KING
Team Dentist



DR. GARY LOURIE
Team Physician



CHRIS MAY
Director
Athletic Grounds/
Turf Maintenance



DERRICK MOORE
Student-Athlete
Advisor and Mentor



BRANDON POTTEBAUM
Assistant Director
Academic Services



RANDY RHINO
Chiropractor



LEAH THOMAS
Director
Total Person Support
Services



CARLY WELCH
Assistant
Video Coordinator



MICHAEL WOO
Assistant Director
Academic Services



DR. JOHN XEROGEANES
Team Physician



G.P. "BUD" PETERSON

INSTITUTE PRESIDENT

KANSAS STATE, 1975

G.P. "Bud" Peterson was appointed as the 11th president of Georgia Tech on April 1, 2009. Under his leadership, Georgia Tech has developed and begun the implementation of a 25-year strategic plan, exceeded the \$1.5 billion goal for Campaign Georgia Tech by 20 percent, grown innovative collaborations and strategic partnerships, expanded the campus infrastructure, attracted startups and established companies to Tech Square, and increased national and global visibility. Notably in that time, applications have tripled, and enrollment has increased by 23 percent.

Peterson came to Georgia Tech from the University of Colorado at Boulder, where he served as chancellor. Prior to that, he served as provost at Rensselaer Polytechnic Institute in New York, and for 19 years on the faculty and in leadership positions at Texas A&M University. He has worked for NASA and the National Science Foundation (NSF).

Throughout his career, Peterson has played an active role in helping establish the national education and research agendas, serving on many industry, government, and academic task forces and committees. He has served on a number of national accreditation agencies, with a focus on improving and assessing outcomes for higher education. He also has served on congressional task forces, research councils, and advisory boards, including the Office of Naval Research, the National Aeronautics and Space Administration, the Department of Energy, the National Research Council, and the National Academy of Engineering.

A distinguished scientist, he was appointed in 2008 by President George W. Bush, and again in 2014 by President Barack Obama, as a member of the National Science Board, which oversees the NSF and advises the U.S. president and Congress on national policy related to science and engineering research and education. In 2010, he was named by U.S. Secretary of Commerce Gary Locke as a member of the National Advisory Council on Innovation and Entrepreneurship. President Obama appointed him to the Advanced Manufacturing Partnership (AMP) steering committee in 2011, and to the AMP 2.0 steering committee in 2013. He is a member of the board of directors of the Association of American Universities. In August 2016, he became chair of the NCAA Board of Governors, the NCAA's highest governing body.

Peterson, a fellow of both the American Society of Mechanical Engineers (ASME) and the American Institute of Aeronautics and Astronautics (AIAA), received the AIAA Distinguished Service Award in 2011. His research has focused on phase change heat transfer in both the cooling of electronic devices and spacecraft thermal control. He is widely published, authoring or co-authoring 16 books or book chapters, 210 refereed journal articles, and more than 170 conference publications. He also holds a total of 13 patents, with one pending.

Peterson earned a bachelor's degree in mechanical engineering, a second bachelor's degree in mathematics, and a master's degree in engineering, all from Kansas State University. While at Kansas State, he lettered three years as a tight end/wide receiver for the Wildcats. He earned a Ph.D. in mechanical engineering from Texas A&M University. He and his wife, Val, have four adult children, two of whom are Georgia Tech alumni.



CHARLES ISBELL

FACULTY ATHLETICS REPRESENTATIVE

GEORGIA TECH, 1990

Charles Isbell, senior associate dean and professor in the College of Computing, was named faculty athletics representative (FAR) to the Georgia Tech Athletic Association on June 6, 2017.

The FAR serves as the liaison between the Institute and the Athletic Association on issues regarding rules compliance, developments at the National Collegiate Athletic Association (NCAA), and activities related to Atlantic Coast Conference (ACC) membership.

"Charles is an engaged leader and innovator at Georgia Tech in numerous areas, and we are very fortunate that he has agreed to add the role as the Institute's new faculty athletics representative to his responsibilities," said Peterson. "On behalf of all of Georgia Tech, I would also like to thank Reggie DesRoches for serving us so well as our FAR for the past three years."

Isbell has been a faculty member at Georgia Tech since 2002, but first came to Tech as a student to earn his bachelor's degree in computer science. He also holds a Ph.D. in computer science from the Massachusetts Institute of Technology.

His first institutional service role at Tech was with the Institute Undergraduate Curriculum Committee, where he worked with student-athletes returning to finish their degrees.

"Since the very beginning of being here as a faculty member, I've been interested in the way student-athletes interact with the rest of the institution," he said.

Isbell hopes to continue events that DesRoches organized to facilitate faculty and student-athlete interaction. He also hopes to serve as a bridge for faculty members to pursue more research endeavors with the Athletic Association.

"I can't tell you the number of conversations I've had with faculty members who have been interested in working with athletics, but weren't sure how to go about doing it," he said. "I'm going to put energy into making those connections."

For Isbell, understanding the experience of student-athletes is paramount to success in higher education. Athletic achievements can elevate a university's profile to prospective students, and student-athletes' relationship to the university is one that can be used as a model for the broader campus community.

"Anyone interested in higher education and how it has to grow and change has to understand how Division I athletics works at a university," he said. "As higher education changes, we have to think of ourselves more as a community and consider what lets people build connections and keep coming back. It's going to have to happen with all students, faculty, and staff, and athletics can be an example of how to do that well."

While Isbell is a fan and frequent attendee of Georgia Tech athletic events, his support for student-athletes extends beyond the stands.

"I want the student-athletes to know I am here for them, and I intend to talk with them and be a resource for them," he said. "I want them to know that and believe it, and know that I take it very seriously."

Isbell's research focuses on statistical machine learning and interactive artificial intelligence. He teaches several courses both to on-campus students and to students around the world in Tech's Online Master of Science in Computer Science program. His three-year term as FAR began on July 1, 2017.





TODD STANSBURY

DIRECTOR OF ATHLETICS

GEORGIA TECH, 1984

[@GTTODDSTANSBURY](#)

Georgia Institute of Technology introduced former Tech football player Todd Stansbury as the Institute's ninth director of athletics on Sept. 22, 2016.

Since officially arriving back on The Flats on Nov. 28, 2016, Stansbury has identified four strategic priorities for Georgia Tech athletics:

- define the GT athletics brand;
- establish the internal culture;
- align the internal structure;
- generate new revenue.

To assist in achieving his strategic goals, Stansbury established two new offices within the athletics department — the office of brand and ideation, which works to identify and tell the story of the Yellow Jackets' brand, and the office of innovation, which oversees Georgia Tech's efforts to build on its status as college athletics' leader in innovation, particularly through collaboration and partnerships within the Institute and innovation hubs throughout Atlanta.

He has also enlisted the help of prominent former Georgia Tech student-athletes that are now leaders in their fields. Examples include Stansbury's former teammate Sam Bracken, a *New York Times* best-selling author and renowned executive coach that has worked with Stansbury and the athletics department to establish a strong internal culture and identify strategic priorities, and volleyball alum Jaime Weston, the National Football League's senior vice president for marketing, creative and branding who is assisting with the Jackets' brand-identification efforts.

Prior to his return to Georgia Tech in 2016, Stansbury served as Oregon State's athletic director since June 2015, which followed a nine-year stint as the university's executive associate athletic director (2003-12). During his time at Oregon State, Stansbury was part of a senior management team that raised \$150 million for a football stadium expansion, in addition to fundraising for the construction of a sports performing center. He also was part of a team that established several career development initiatives for student-athletes.

Stansbury's resume also includes roles as athletic director at the University of Central Florida (2012-15) and East Tennessee State University (2000-03). He was Georgia Tech's assistant athletic director for academics from 1988-1995 under legendary A.D. Homer Rice.

Stansbury grew up in Canada. When he was 10 years old and on vacation with his family in Florida, he befriended several Georgia Tech football players staying at the same hotel. During the drive back home to Ontario, his family stopped on campus to see a practice. That's when Stansbury knew he wanted to play football on The Flats.

The dream came true and he earned varsity letters while at Georgia Tech from 1980-84 as a middle linebacker and on special teams for head coach Bill Curry. He was selected in the third round of the Canadian Football League draft by the Saskatchewan Roughriders in 1984.

As the ninth director of athletics in Georgia Tech history, he follows in the footsteps of storied names such as Rice, John Heisman and Bobby Dodd. He was hired following a national search that began in August 2016 when Mike Bobinski accepted the athletics director position at Purdue University. A nine-member search committee led by Georgia Tech Foundation President Al Trujillo identified candidates. The search process was assisted by Turnkey Search.

"Todd Stansbury is committed to athletes' success both on and off the field," Georgia Tech president Dr. G.P. "Bud" Peterson said at the time of Stansbury's hire. "His global perspective and leadership experience in athletics and development, combined with a lifelong passion for Georgia Tech, make him the ideal candidate. I believe this is one of those rare golden moments in life where opportunity meets ambition. We welcome him home."

"I am honored and humbled to have the opportunity to return to Georgia Tech, a place that has played such a large role in my life and the place responsible for opening up a world to me that I didn't even know existed," Stansbury said. "I am thankful to President Peterson and the selection committee for providing me this opportunity."

Stansbury and his wife, Karen, who were married inside Georgia Tech's Arthur B. Edge Inter-collegiate Athletics Center, reside in Atlanta. After they were married in 1995, the couple traveled the world for 18 months before returning to the United States.

THE STANSBURY FILE

PERSONAL

Birthdate April 19, 1961 (56 years old)
Hometown Oakville, Ontario
Education Georgia Tech, 1984 (B.S., industrial management)
 Georgia State, 1993 (M.S., sports administration)
Family wife: Karen

PROFESSIONAL EXPERIENCE

1986-87 Credit manager, Citizens & Southern Bank
 1988-95 Assistant athletics director for academics, Georgia Tech
 1995-96 International coordinator, Institute for International Sport
 1996-97 Manager of internet business services, Southern Network Services
 1997-2000 Associate athletics director/adjunct professor, Houston
 2000-03 Director of athletics, East Tennessee State
 2003-12 Executive associate athletics director, Oregon State
 2002-15 Vice president/director of athletics, UCF
 2015-16 Director of athletics, Oregon State
2016-present Director of athletics, Georgia Tech



MARK ROUNTREE

DEPUTY DIRECTOR OF ATHLETICS

LOUISIANA TECH, 1991

[@MARKROUNTREE_GT](#)

Mark Rountree, a former football student-athlete at Louisiana Tech and experienced athletics administrator who most recently served as the director of athletics at Portland State University, joined the Georgia Tech athletics staff as a deputy athletics director on Nov. 30, 2016. In his role, he serves as the sport administrator for Georgia Tech football.

Rountree was director of athletics at Portland State for 23 months, beginning on Jan. 2, 2015. In less than two years as A.D., he instituted fundraising and oversaw groundbreaking for the Viking Pavilion Project, a \$50 million renovation of PSU's main athletics facility, which will include a 3,000-seat arena and 15,000 square feet dedicated to student-athletes' academic pursuits when construction is completed in 2018. Also under Rountree's direction, Portland State set fundraising records during its annual Wine and Roses events in both 2015 and 2016.

He hired new women's basketball, softball and track and field head coaches at Portland State and signed football head coach Bruce Barnum to a five-year contract. Barnum went on to lead PSU to a 9-3 record and NCAA Division I FCS playoff appearance in his first full season at the helm in 2015. In addition to posting its best record as a Division I program, Portland State football also recorded its highest home attendance in seven seasons in '15.

Prior to his arrival at Portland State, Rountree served as deputy athletics director at Miami (Ohio) from 2013-14. At Miami, he oversaw the daily operation of the athletics department, served as sport administrator for football and men's basketball and supervised academics, business operations, compliance, equipment and strength and conditioning. He was also the department's chief financial officer and was responsible for strategic planning.

Rountree's administrative experience also includes stints at Georgetown (senior associate A.D./internal operations -- 2008-13), Oregon State (associate A.D./compliance -- 2004-08), Towson (assistant A.D./compliance -- 2000-04), Maryland (compliance coordinator -- 1997-2000), Texas Pan-American (assistant A.D./1994-97) and Louisiana Tech (director of academic support -- 1991-94). It was during his five years at Oregon State that he worked with Stansbury, who was OSU's executive associate A.D. at the time.

A native of West Monroe, La., Rountree was a four-year letterwinner as a running back/wide receiver at Louisiana Tech from 1987-90. He graduated from Louisiana Tech with a bachelor's degree in history in 1991.

He and his wife, Jennie, live in Atlanta.



JACK THOMPSON
Sr. Associate A.D.
Development



JOELEEN AKIN
Associate A.D.
Student-Athlete
Development/SWA



SHOSHANNA ENGEL
Associate A.D.
Compliance



DEREK GRICE
Associate A.D.
Facilities, Operations
and Events



JIM HALL
Associate V.P./
Associate A.D.
Development



JEFF KEISLER
Associate A.D.
Annual Giving and
Engagement



PHYLLIS LaBAW
Associate A.D.
Student Services



MARVIN LEWIS
Associate A.D.
Administration and
Finance



DOUG ALLVINE
Assistant A.D.
Innovation



ANDY BLANTON
Assistant A.D.
Broadcast Services



CHRIS BREEN
Assistant A.D.
Student Services



MIKE FLYNN
Assistant A.D.
Communications and
Public Relations



LANCE MARKOS
Assistant A.D.
Compliance




TODD MCCARTHY
Assistant A.D.
Video Services



SIMIT SHAH
Assistant A.D.
Brand and Ideation

MEET THE YELLOW JACKETS





90 BRANDON ADAMS

DL • 6-2 • 329 • So.
Brentwood, Tenn./Brentwood Academy

2016 (True Freshman): One of six true freshmen that saw playing time for Georgia Tech in 2016 ... Appeared in nine games, primarily in short-yardage situations ... Recorded seven tackles (three solo) ... Recorded two tackles twice -- both against SEC opponents (Sept. 17 vs. Vanderbilt, Nov. 26 at Georgia) ... Was in on a tackle for loss at North Carolina (Nov. 5).

High School: Rated as a three-star prospect by *Scout.com* and *Rivals.com* ... Tabbed as the No. 1 defensive tackle in the state of Tennessee and the No. 83 defensive tackle in the nation by *Scout.com* ... Two-time all-state honoree ... Recorded 72 tackles, 14.5 tackles for loss, four sacks and one forced fumble to help lead Brentwood to a 12-1 overall record and Tennessee Division II-AA state championship while serving as a team captain as a senior ... Team compiled an 8-3 record and advanced to the state quarterfinals as a junior ... Four-year letterwinner ... Also earned four letters in track and field (discus) and three in wrestling ... Was a part of three track and field state championship teams (as a freshman, junior and senior) ... Captained track and field team as a senior.


Personal: Full name is Brandon Alonzo Adams ... Born Dec. 22, 1997 ... Son of Reginald Woods and Lisa Greer ... Has a younger brother, Rian ... Started playing football when he was five years old ... Majoring in biomedical engineering ... Aspires to be a CEO ... Enjoys acting, singing, dancing and participating in service groups.

CAREER HIGHS

Tackles: 2, twice - last at Georgia (Nov. 26, 2016)
Solo Tackles: 2 vs. Vanderbilt (Sept. 17, 2016)
TFL: 0.5 at No. 18/17 North Carolina (Nov. 5, 2016)

CAREER STATISTICS

DEFENSIVE									
YEAR	G-GS	UT	AT	TT	TFL-YDS	QBS-YDS	FF/FR	PBU	INT-YDS
2016	9-0	3	4	7	0.5-2	0-0	0/0	0	0-0
Career	9-0	3	4	7	0.5-2	0-0	0/0	0	0-0



9 VICTOR ALEXANDER

LB • 5-10 • 234 • Jr.
Jacksonville, Fla./Trinity Christian School

2016 (Sophomore): Appeared in all 13 games as a backup linebacker and on special teams ... Recorded 15 tackles (12 solo) ... Notched multiple tackles five times, including a season-high three versus Clemson (Sept. 22) and Pittsburgh (Oct. 8) ... Had 1.5 tackles for loss (0.5 vs. Vanderbilt on Sept. 17, 1.0 vs. Clemson on Sept. 22).

2015 (True Freshman): Played in all 12 games ... Finished with nine tackles (six solo) and one tackle for loss ... Made college debut vs. Alcorn State (Sept. 3) ... Talled two tackles and one TFL ... Recorded career-high five tackles in win vs. Tulane (Sept. 12) ... Made two tackles at Clemson (Oct. 10).

High School: Lettered four years for head coach Verlon Dorminey ... Led Conquerors to back-to-back Class 3A state titles ... Recorded 74 tackles, 17 for loss and three sacks as a senior ... Named first-team all-First Coast and first-team Class 3A all-state ... 2014 all-First Coast Defensive Player of the Year ... 2014 *Florida Times-Union* Super 24 in Jacksonville ... Talled 70 tackles, 2.5 sacks and 13 tackles for loss as a junior ... Earned first-team all-First Coast honors in 2013 ... Registered 82 tackles, two sacks and 14 tackles for loss en route to third-team all-First Coast honors as a sophomore.

Personal: Full name is Victor Wayne Alexander II ... Born July 23, 1996 ... Son of Victor and Glenda Alexander ... Brother, Joey Lopes, was a four-year starter as a linebacker and long snapper at Edward Waters College and had a brief stint with the


NFL's Jacksonville Jaguars in 2006 ... Majoring in business administration.

CAREER HIGHS

Tackles: 5 vs. Tulane (Sept. 12, 2015)
Solo Tackles: 4 vs. Tulane (Sept. 12, 2015)
TFL: 1.0, twice - last vs. No. 5/3 Clemson (Sept. 22, 2016)

CAREER STATISTICS

DEFENSIVE									
YEAR	G-GS	UT	AT	TT	TFL-YDS	QBS-YDS	FF/FR	PBU	INT-YDS
2015	12-0	6	3	9	1.0-1	0-0	0/0	0	0-0
2016	13-0	12	3	15	1.5-2	0-0	0/0	0	0-0
Career	25-0	18	6	24	2.5-3	0-0	0/0	0	0-0



17 LANCE AUSTIN

DB • 5-10 • 188 • Sr.
Barnesville, Ga./Lamar County

2016 (Junior): Started all 13 games at cornerback ... Two-time ACC Defensive Back of the Week (Nov. 19 vs. Virginia, Nov. 26 at Georgia) ... Led the ACC and finished tied for 15th nationally with 15 passes defended ... Tied for the league lead with 12 pass breakups ... Tied for seventh in the conference with three interceptions (also good for tie for team lead with twin brother, Lawrence) ... Led team with four total takeaways (three interceptions, one fumble recovery) ... Ranked sixth on the team with 50 total tackles ... Led team with 34 tackles on passing plays ... Recorded multiple tackles in 11-of-13 games ... Notched six stops versus Vanderbilt (Sept. 17) ... Had first interception of the season vs. Clemson (Sept. 22) ... Talled a career-high 10 tackles to go along with two pass breakups at Pittsburgh (Oct. 8) ... Had five tackles and two PBU at North Carolina (Nov. 5) ... Broke up two passes and had a key recovery of a fumble caused by his brother, Lawrence, in pivotal win at Virginia Tech (Nov. 12) ... Sealed a 31-17 win over Virginia (Nov. 19) with a 24-yard interception return for a touchdown with 4:03 to go in the ballgame ... In addition to the victory-clinching INT return for touchdown, also had a career-best three pass breakups in the win over UVA, en route to his first ACC DB of the Week award ... Made one of Georgia Tech's biggest plays of the season when he intercepted a pass by Georgia's Jacob Eason with 3:39 to go, which set up the Yellow Jackets' game-winning 46-yard touchdown drive in a 28-27 win over archrival UGA (Nov. 26) ... Also had six tackles in the win at Georgia, en route to being named ACC DB of the Week for the second-straight week ... The Austin family claimed each of the final three ACC DB of the Week awards this season, as Lawrence earned the honor following the Yellow Jackets' 30-20 win at Virginia Tech (Nov. 12) ... Recorded three tackles in 2016 TaxSlayer Bowl win over Kentucky (Dec. 31).

2015 (Sophomore): Played in 10 games ... Finished season with five tackles, two pass breakups and a special-teams touchdown ... Talled one solo stop and one pass breakup in each of Tech's first two wins vs. Alcorn State (Sept. 3) and Tulane (Sept. 12) ... Recorded two tackles and returned a blocked field goal 78 yards for game-winning touchdown in 22-16 win over Florida State (Oct. 24) ... Play was dubbed "Miracle on Techwood Drive" ... Named ACC Specialist of the Week for game-winning score.

2014 (True Freshman): Played in all 14 games ... Recorded 11 tackles, including seven solo, and broke up one pass ... Talled three tackles in Orange Bowl win over Mississippi State (Dec. 31) ... Recorded career-high three tackles, including two solo, at NC State (Nov. 8) ... Had one solo tackle vs. Duke (Oct. 11) ... Registered one tackle at Virginia Tech (Sept. 20) ... Recorded one tackle at Tulane (Sept. 6) ... Talled two tackles and broke up one pass in collegiate debut against Wofford (Aug. 30).

High School: Played under coach Frank Stephens ... Helped lead LCHS to 14-1 record and runner-up finish in state playoffs as senior ... Played quarterback on offense and in secondary on defense ... Rushed for 1,097 yards and 19 touchdowns, and passed for 827 yards and 12 TDs with just one interception as senior ... Had 44 tackles, eight pass breakups, three interceptions (one for a TD), two forced fumbles and one fumble recovery ... Also participated on track and wrestling teams.

Personal: Full name is Lance Anthony Austin ... Son of Derick and Stephanie

RETURNERS


Austin ... Father, Derick, played football at Georgia Southern ... Siblings are Lawrence and Precious ... Twin brother, Lawrence, is also a defensive back for the Yellow Jackets ... Born March 10, 1996 in Statesboro, Ga. ... Began playing football at age seven ... Chose Georgia Tech because "my family can come see me play with my brother at one of the top institutions in the nation." ... Majoring in business administration.

CAREER HIGHS

- Tackles:** 10 at Pittsburgh (Oct. 8, 2016)
- Solo Tackles:** 8 at Pittsburgh (Oct. 8, 2016)
- Pass Breakups:** 3 vs. Virginia (Nov. 19, 2016)
- Interceptions:** 1, three times - last at Georgia (Nov. 26, 2016)
- Fumble Recoveries:** 1 vs. No. 18/22 Virginia Tech (Nov. 12, 2016)
- Kickoff Returns:** 3 vs. Duke (Oct. 29, 2016)
- Kickoff Return Yards:** 38 yards vs. Duke (Oct. 29, 2016)
- Longest Kick Return:** 14 yards vs. Duke (Oct. 29, 2016)

CAREER STATISTICS

DEFENSIVE										
YEAR	G-GS	UT	AT	TT	TFL-YDS	QBS-YDS	FF/FR	PBU	INT-YDS	
2014	14-0	7	4	11	0.0-0	0.0-0	0/0	1	0-0	
2015	10-0	4	1	5	0.0-0	0.0-0	0/0	2	0-0	
2016	13-13	39	11	50	0.0-0	0.0-0	0/1	12	3-24	
Career	37-13	50	16	66	0.0-0	0.0-0	0/1	15	3-24	



20
LAWRENCE AUSTIN
DB • 5-9 • 187 • Sr.
Barnesville, Ga./Lamar County

2016 (Junior): Appeared in all 13 games and started the final 10 contests at nickel back ... Named ACC Defensive Back of the Week following Georgia Tech's 30-20 win at No. 18 Virginia Tech (Nov. 12) ... Tied for seventh in ACC with three interceptions (good for tie for team lead with twin brother, Lance) ... Ranked seventh on team with 47 tackles (31 solo) ... Recorded a career-high 12 tackles in first start of the season versus Clemson (Sept. 22) ... Was responsible for three takeaways with two interceptions and a forced fumble (which was recovered by his brother, Lance) in key win at Virginia Tech (Nov. 12) ... Named ACC DB of the Week following win at VT, which began a streak of three-straight ACC DB of the Week awards for the Austin brothers to close out the regular season (Lance won the final two for his performances vs. Virginia on Nov. 19 and at Georgia on Nov. 26) ... Tallied 12 tackles over the final two games of the regular season — six vs. Virginia (Nov. 19) and six at Georgia (Nov. 26) ... Recorded 25 tackles and three interceptions over the final six games of the season — including four stops in TaxSlayer Bowl win over Kentucky — helping Georgia Tech go 5-1 during that stretch.

2015 (Sophomore): Played in all 12 games, making nine starts at nickel back ... Finished season with 40 tackles, 1.5 tackles for loss, one interception and two pass breakups ... Recorded two tackles vs. Alcorn State (Sept. 3) ... Added one solo stop vs. Tulane (Sept. 12) ... Tallied three tackles at Notre Dame (Sept. 19) ... Recorded four tackles and an interception at Duke (Sept. 26) ... Five tackles vs. North Carolina (Oct. 3) ... Recorded one tackle and 0.5 TFL at Clemson (Oct. 10) ... Made two stops vs. Pitt (Oct. 17) ... Added career-high six tackles and PBU in last-second win vs. Florida State (Oct. 24) ... Tallied five tackles vs. Virginia Tech (Nov. 12) ... Recorded career-high eight tackles at Miami (Nov. 21).

2014 (True Freshman): Played in all 14 games, making one start at NC State ... Had 19 tackles, including 11 solo, one interception, one pass breakup, and one forced fumble ... Recorded one solo tackle vs. Florida State in ACC Championship Game (Dec. 6) ... Had two solo tackles vs. Clemson (Nov. 15) ... Made first-career start and recorded four tackles and one pass breakup at NC State (Nov. 8) ... Registered a then career-best five tackles, including four solo, vs. Duke (Oct. 11) ... Recorded three tackles and forced first fumble of career at Virginia Tech (Sept. 20) ... Made one solo tackle vs. Georgia Southern (Sept. 13) ... Had first-career interception and made one tackle at Tulane (Sept. 6) ... Recorded one tackle in collegiate debut in season opener against Wofford (Aug. 30).

High School: Played under coach Frank Stephens ... Was standout on both

sides of ball in high school ... As senior, rushed for 1,348 yards and 19 touchdowns, averaging 9.7 yards per carry ... Caught 10 passes for 211 yards and four TDs ... Recorded 69 tackles, seven tackles for loss, four interceptions, two pass breakups, two forced fumbles, one fumble recovery, and one defensive touchdown ... Also returned kick for TD ... Helped lead Lamar County to 14-1 record and runner-up finish in state championship game ... Also ran track for four years.

Personal: Full name is Lawrence Alexander Austin ... Parents are Derick and Stephanie Austin ... Father, Derick, played football at Georgia Southern ... Born March 10, 1996 in Statesboro, Ga. ... Siblings are Lance and Precious ... Twin brother, Lance, is also a defensive back for the Yellow Jackets ... Began playing football at age seven ... Enjoys fishing ... Chose Georgia Tech because "it's one of the top academic institutions in the nation, with one of the top football programs, and because it's close to home." ... Majoring in business administration.

CAREER HIGHS

- Tackles:** 12 vs. No. 5/3 Clemson (Sept. 22, 2016)
- Solo Tackles:** 7 vs. No. 5/3 Clemson (Sept. 22, 2016)
- Tackles for Loss:** 1.0, twice - last at Georgia (Nov. 26, 2016)
- Forced Fumbles:** 1, twice - last at No. 18/22 Virginia Tech (Nov. 12, 2016)
- Pass Breakups:** 1, three times - last vs. Georgia (Nov. 28, 2015)
- Interceptions:** 2 at No. 18/22 Virginia Tech (Nov. 12, 2016)

CAREER STATISTICS

DEFENSIVE										
YEAR	G-GS	UT	AT	TT	TFL-YDS	QBS-YDS	FF/FR	PBU	INT-YDS	
2014	14-1	11	8	19	0.0-0	0.0-0	1/0	1	1-0	
2015	12-9	24	16	40	1.5-3	0.0-0	0/0	2	1-0	
2016	13-10	31	16	47	2.0-6	0.0-0	1/0	0	3-3	
Career	39-20	66	40	106	3.5-9	0.0-0	2/0	3	5-3	



89
BENNETT BARTON
PK • 6-1 • 197 • r-Sr.
Roswell, Ga./Roswell

2016 (Redshirt Junior): Did not see game action as a wide receiver ... Became a full-time place kicker during the 2017 offseason.


2015 (Redshirt Sophomore): Played in two games as a wide receiver ... Saw action vs. Alcorn State (Sept. 3) and Tulane (Sept. 12) ... Did not record any statistics.

2014 (Redshirt Freshman): Saw action as a wide receiver at Tulane (Sept. 6), did not record any statistics.

2013 (True Freshman): Redshirted.

High School: Earned three varsity letters ... Played wide receiver, kicker and safety for coach Justin Sanderson ... Also played basketball and baseball, and ran track ... Was on 2010 football team that won regional title ... Earned all-region and all-county honors ... Winner of National Football Foundation Scholarship ... Played in North Forsyth/North Fulton All-Star Game ... Set school single-game record with 248 receiving yards in 2013 ... Ranks second in Roswell record books for career receiving yards behind only former Yellow Jacket Chris Reis.

Personal: Full name is Bennett Ernest Barton ... Parents are Hollis and Jena Barton ... Father, Hollis, played college football at Furman ... Born Dec. 6, 1994 in Marietta, Ga. ... Has four siblings -- Joy, Kendall, Josh and Zach ... Began playing football in fifth grade ... Has helped children with autism ... Majoring in business administration ... Three-time member of ACC Academic Honor Roll.



30 KIRVONTE BENSON


BB • 5-9 • 211 • r-So.
Marietta, Ga./Marietta

2016 (Redshirt Freshman): Appeared in final seven games of the season as a reserve B-back and on special teams ... Did not record any statistics.

2015 (True Freshman): Redshirted.

High School: Despite playing only two seasons of high-school football, was a two-time all-county and all-region honoree ... Earned honorable-mention all-state recognition ... Racked up 3,587 rushing yards and 36 touchdowns over the course of two-year prep career ... Added 682 receiving yards and four touchdown catches ... Also returned a kickoff and a punt for touchdowns as a prep ... Rushed for 318 yards in a win over South Cobb ... Helped lead Marietta H.S. (coach Scott Burton) to Georgia 6A state playoffs as a junior in 2013 ... Three-sport standout also played basketball and ran track ... Won state championship in 100 meters as a sophomore in 2013 (10.6) ... Won three regional championships in the 100m and two regional titles in long jump.

Personal: Full name is KirVonte Lee Benson ... Born Sept. 24, 1996 in Wilmington, Del. ... Son of Kirk Benson and Diana Pitts-Benson ... Is the oldest of three siblings ... Mother, Diana Pitts-Benson, ran track at Coppin State ... Brother, KhayVonn Benson, runs track at Shorter ... KirVonte is majoring in literature, media and communication.



99 DESMOND BRANCH

DL • 6-3 • 277 • r-Jr.
Rio Rancho, N.M./Cleveland
(Trinity Valley C.C.)

2016: (Redshirt Sophomore, Georgia Tech): Appeared in nine games as a reserve defensive lineman ... Recorded five tackles, two quarterback hurries and a pass breakup ... Had a career-high two tackles versus Virginia (Nov. 19) ... Recorded QB hurries versus Vanderbilt (Sept. 17) and in TaxSlayer Bowl win over Kentucky (Dec. 31) ... broke up a pass at Georgia (Nov. 26).

2015: (Redshirt Freshman, Trinity Valley C.C.): Logged 32 total tackles, including 10 tackles for loss and a team-leading seven sacks ... Signed a National Letter of Intent with Georgia Tech in December and enrolled at GT in January 2016.

2014: (True Freshman, Univ. of New Mexico): Redshirted.

High School: Two-time first-team all-state and all-district honoree at Cleveland H.S. (coach Heath Ridenour).

Personal: Has three brothers ... Older brother, Alan Branch, played collegiate football at Michigan, was a second-round draft pick by the Arizona Cardinals in 2007 and has won two Super Bowl championships as a member of his current team, the New England Patriots ... Desmond is believed to be the first Yellow Jacket in the modern era to hail from the state of New Mexico ... Majoring in business administration.

CAREER HIGHS

Tackles: 2 vs. Virginia (Nov. 19, 2016)

Solo Tackles: 1, three times - last vs. Virginia (Nov. 19, 2016)

Quarterback Hurries: 1, twice - last vs. Kentucky (Dec. 31, 2016)

Pass Breakups: 1 at Georgia (Nov. 26, 2016)

CAREER STATISTICS

DEFENSIVE

YEAR	G-GS	UT	AT	TT	TFL-YDS	QBS-YDS	FF/FR	PBU	INT-YDS
2014									
2015									
2016	9-0	3	2	5	0.0-0	0.0-0	0/0	1	0-0
Career	9-0	3	2	5	0.0-0	0.0-0	0/0	1	0-0




49 JAKOB BRASHEAR

LB • 6-0 • 221 • r-Fr.
Dacula, Ga./Dacula

2016 (True Freshman): Redshirted.

High School: Ranked as the No. 7 outside linebacker in the state of Georgia and No. 87 OLB nationally by *Scout.com* ... Named second-team all-county as a senior ... Two-way standout excelled at both linebacker and running back during prep career ... Earned *Gwinnett Daily Post* Offensive Player of the Week recognition after rushing for 170 yards and three touchdowns on just 19 carries while also posting five tackles in a win over Brookwood during senior campaign ... Recorded 74 tackles (including six sacks) and ran for 535 yards and eight touchdowns while helping lead Dacula H.S. (coach Tommy Jones) to a 9-1 regular-season record as a junior in 2014 (good for the school's best regular-season record in eight seasons).

Personal: Full name is William Jakob Brashear ... Born Nov. 20, 1997 ... Son of Todd and Amy Brashear ... Has a younger brother, Brandon ... Started playing football at age five ... Majoring in business administration.



75 PARKER BRAUN

OL • 6-3 • 280 • So.
Hallsville, Texas/Hallsville

2016 TRUE FRESHMAN ALL-AMERICA (ESPN)

2016 FRESHMAN ALL-AMERICA (Campus Insiders, Sports on Earth)


2016 (True Freshman): One of six true freshmen that saw playing time for Georgia Tech ... Appeared in final 12 games of the season and started final eight contests at left guard ... Named to *ESPN.com's* 24-player true freshman all-America team ... Also earned freshman all-America recognition from *Campus Insiders* and *Sports on Earth* ... Named ACC Offensive Lineman of the Week following Georgia Tech's 30-20 win at No. 18 Virginia Tech (Nov. 12) ... Moved into the starting lineup at Pittsburgh (Oct. 8) ... Played a big role in Georgia Tech's second-half turnaround ... In his eight starts, the Yellow Jackets averaged 277.6 rushing yards and 31.1 points per game, up from the 225.1 rushing yards and 23.8 points per contest that the squad averaged prior to Braun's ascension to the starting lineup ... Was a key cog in an offensive front that paved the way for Georgia Tech to rank ninth nationally in rushing offense (258.1 ypg) and 17th nationally in fewest sacks allowed (1.23 pg) ... Became the first Georgia Tech freshman to ever be named ACC Offensive Lineman of the Week after recording 10 takedowns and helping the Yellow Jackets rush for 309 yards at VT ... Was an honorable-mention selection for the *Associated Press'* 2016 All-Bowl Team after helping Georgia Tech rush for 266 yards in 33-18 TaxSlayer Bowl win over Kentucky (Dec. 31) ... Delivered the key block on a three-yard pickup on fourth-and-one from the Jackets' own 15 yard line in the second quarter of the TaxSlayer Bowl triumph, which sparked a 94-yard touchdown drive that gave Tech a commanding 17-3 lead late in the first half ... Was one of four Yellow Jackets named to the 2016 academic all-ACC football team in recognition of their success on the field and in the classroom ... Was one of only five true freshmen among the 66 football student-athletes across the conference that were selected for academic all-ACC recognition.

High School: Rated as a four-star prospect by ESPN ... Tabbed as the nation's No. 17 offensive guard by ESPN and as the nation's No. 33 offensive tackle by *Rivals.com* ... Played as a prep in the high-school football hotbeds of Florida (three seasons at Kissimmee Osceola H.S. -- coach Doug Nichols) and Texas (senior season at Hallsville H.S. -- coach Dave Plunk) ... Before moving to the Lone Star State, was ranked No. 5 in the Orlando Sentinel's Super60 College Football Recruits for the class of 2016 ... Named first-team all-state as a junior in Florida and first-team all-district as a senior in Texas ... Helped lead Osceola to appearance in Florida 7-A state championship game and more than 3,000 rushing yards as a junior ... Osceola advanced to state

RETURNERS

semifinals during sophomore campaign.


Personal: Full name is Parker Davidson Braun ... Born Dec. 13, 1996 in Athens, Tenn. ... Son of Mike and Karen Braun ... Has two brothers ... Brother, Trey Braun, was an offensive lineman at Georgia Tech from 2011-15, earning honorable-mention all-ACC recognition as a senior ... Father, Mike, played football at Army West Point (1985-89) ... Mother, Karen, played basketball at Army West Point (1985-89) ... Majoring in literature, media and communication ... Member of ACC academic honor roll.



76
DJIMON BROOKS

DL • 6-1 • 276 • r-Fr.
Sandersville, Ga./Washington County

2016 (True Freshman): Redshirted.
High School: Earned all-region recognition in both seasons as a varsity letterwinner at Washington County H.S. ... Helped lead WCHS to second-straight state championship game appearance as a junior in 2014 ... Played both offensive and defensive line as a high-schooler ... Coached by Joel Ingram ... High-school teammate of current Georgia Tech teammate A.J. Gray ... Graduated No. 2 in his class.
Personal: Full name is Djimon Monquavious Brooks ... Born March 1, 1998 in Albany, Ga. ... Son of Willie Kelly and Tonya Brooks ... One of six siblings in his family, all boys (Kelly, Karekin, Kamian, Jabari and Javyn) ... Father, Willie Kelly Brooks, played football at Auburn (1988-92) and was a member of two SEC championship teams (1988, 1989) ... Brother, Kelly, was a defensive lineman at Mercer (2012-16) and recorded one tackle against Georgia Tech at Bobby Dodd Stadium on Sept. 10, 2016 ... Brother, Karekin, is a sophomore running back at Penn ... Djimon began playing football at age five ... Enjoys hunting and fishing ... Majoring in biomedical engineering.



70
WILL BRYAN

OL • 6-4 • 281 • Jr.
Lavonia, Ga./Franklin County

2016 (Sophomore): Appeared in all 13 games with 11 starts ... Started the first five games of the season at left guard and the final six games of the season at right guard ... Helped pave the way for Georgia Tech to rank ninth nationally in rushing offense (258.1 ypg) and 17th nationally in fewest sacks allowed (1.23 pg).
2015 (True Freshman): Played in 10 games, making six starts ... Made collegiate debut vs. Alcorn State (Sept. 3) ... Started last six games of season ... Was one of four signees to enroll in January 2015 ... Participated in spring drills.
High School: Lettered four years in football and one year in track and field at Franklin County H.S. ... Played left tackle and defensive end ... Threw shot put on track team ... Football team captain as senior ... Named Georgia 3A first-team all-state by *Associated Press*, *Atlanta Journal-Constitution* and Georgia Sports Writers Association as junior and senior ... Named 8-3A all-region as sophomore and junior and 7-3A all-region as senior ... Region 7-3A Lineman of the Year ... Played in NUC All-American Game.
Personal: Full name is William George Bryan ... Born April 28, 1996 in Snellville, Ga. ... Son of Mac and Tracy Bryan ... Father, Mac, played football at Georgia in 1983-84 ... Has one brother, Justin, who played baseball at Georgia in 2012-13 before transferring to Georgia Tech to play B-back for the Yellow Jackets' football team ... Grandmother, Francis Bryan, was elected to Georgia Athletic Directors Hall of Fame in 2011 ... Great-grandfather, Kenneth Bryan Sr., played football at Vanderbilt from 1923-25 and was Vandy's team captain in 1925 ... Grandfather, Kenneth Bryan, played football at Kentucky in 1948 and East Tennessee State from 1949-51 and was ETSU's team captain in 1951 ... Majoring in business administration.



85
ALAN BUSSOLETTI

WR • 6-4 • 204 • r-Fr.
Buford, Ga./Buford


2016 (True Freshman): Redshirted.
High School: Named second-team all-region as a senior ... Helped lead Buford H.S. to three-straight Georgia 4-A state championships as a freshman, sophomore and junior and an appearance in the state title game as a senior ... Named Gwinnett County Player of the Month during senior campaign ... Coached by Jess Simpson, who is now assistant defensive line coach for the Atlanta Falcons ... Also lettered in basketball and track and field (pole vault) ... Maintained honor-roll status through high school and graduated with overall honors and Spanish honors ... Member of National Honor Society.
Personal: Full name is Alan Paul Bussoletti ... Born Feb. 15, 1998 ... Son of Steve and April Bussoletti ... Has a younger sister, Sarah ... Father, Steve, played defensive end at Georgia Southern (1987-91) where he was a two-time all-American and helped lead the Eagles to two NCAA Division I-AA national championships ... Began playing football when he was 10 years old ... Also enjoys playing basketball and fishing ... Is an active member of his church ... Majoring in civil engineering ... Aspires to be an environmental engineer.



80
JALEN CAMP

WR • 6-2 • 213 • So.
Cumming, Ga./South Forsyth

2016 (True Freshman): One of six true freshmen that saw playing time for Georgia Tech ... Appeared in 11 games as a reserve wideout and on special teams ... did not record any statistics.
High School: Amassed 84 receptions and 25 touchdowns over final two prep seasons, including 47 catches for 819 yards and 15 touchdowns as a senior ... Earned honorable-mention all-state recognition as a senior ... Two-time all-county and all-region honoree ... Served as team captain for a squad that went 11-2 and claimed region championship during his senior campaign, good for the best finish in school history ... Hauled in five passes for 183 yards and three touchdowns, including TD receptions of 84 and 63 yards, in final high-school game, a 49-31 loss to Colquitt County in the 2015 Georgia 6A state quarterfinals ... Also recorded 30 tackles and two interceptions for South Forsyth (coach Jeff Arnette) as a senior ... Was also a three-year letterwinner in track and field (100-meter, 4x100-meter relay).
Personal: Full name is Jalen-Michael Omari Camp ... Born July 10, 1998 ... Son of Richard and Sharlonda Camp ... Is one of four siblings — has an older sister and two younger brothers ... Father, Richard, played football at West Georgia ... Uncle, Ken Camp, played football at Auburn ... Did not begin playing football until 10th grade ... Also enjoys playing basketball ... Majoring in computer engineering ... Member of ACC academic honor roll.



10 CHRISTIAN CAMPBELL

DB • 6-2 • 205 • r-So.
Ponchatoula, La./Ponchatoula

2016 (Redshirt Freshman): Appeared in nine games, primarily on special teams ... Recorded one tackle versus Clemson (Sept. 22).

2015 (True Freshman): Redshirted.

High School: Two-sport athlete at Ponchatoula H.S. ... Played both football and baseball for the Green Wave ... Finished with 4,030 career rushing yards and 75 total touchdowns ... Averaged nearly 10 yards per rush as senior, gaining 1,533 yards on 156 attempts ... Rushed for more than 2,700 yards and 30 total touchdowns in final two seasons at Ponchatoula H.S. ... Named to Louisiana Class 5A all-state team as athlete ... Two-time all-district 6-5A selection as athlete ... Named District 6-5A Offensive Player of the Year in 2013 and 2014 — his 2014 selection was a unanimous vote by the coaches ... Also named to New Orleans all-metro team by *NOLA.com/The Times-Picayune* ... Led Ponchatoula H.S. to 11-0 regular season as senior, best in school history.

Personal: Full name is Christian O'Brian Campbell ... Born Nov. 5, 1996 ... Son of Owen and Lakeasha Campbell ... Brother, Donavaugh, is an offensive lineman at LSU ... Teammate Jahaziel Lee is his cousin ... Majoring in business administration.


CAREER HIGHS

Tackles: 1 vs. No. 5/3 Clemson (Sept. 22, 2016)

CAREER STATISTICS

DEFENSIVE

YEAR	G-GS	UT	AT	TT	TFL-YDS	QBS-YDS	FF/FR	PBU	INT-YDS
2015	— REDSHIRT —								
2016	9-0	1	0	1	0.0-0	0.0-0	0/0	0	0-0
Career	9-0	1	0	1	0.0-0	0.0-0	0/0	0	0-0



54 KYLE CERGE-HENDERSON

DL • 6-1 • 293 • Jr.
Tampa, Fla./Plant

2016 (Sophomore): Appeared in all 13 games with seven starts at defensive tackle ... Recorded 26 tackles ... Notched four tackles and had a key fumble recovery in season-opening win over Boston College (Sept. 3) ... Blocked a field goal in home-opening win over Mercer (Sept. 10) ... Made first of five-straight starts versus Miami (Oct. 1) ... Had three tackles and a quarterback hurry against Miami ... Tallied three tackles and a six-yard sack in home finale versus Virginia (Nov. 19) ... Returned to the starting lineup for regular-season finale at Georgia (Nov. 26) and responded with a career-high seven tackles.

2015 (True Freshman): Played in six games with three starts ... Finished rookie campaign with 12 tackles ... Redshirt lifted prior to fifth game ... Made collegiate debut vs. North Carolina (Oct. 3) ... Recorded one solo tackle at Clemson (Oct. 10) ... Tallied one stop and assisted on TFL at Virginia (Oct. 31) ... Made first-career college start Nov. 12 vs. Virginia Tech ... Finished with career-best five tackles ... Was one of four signees to enroll early in January 2015 ... Participated in spring drills.

High School: Lettered three years in football and two years in track ... Two-time team captain ... also captained track team ... Recorded 96 tackles, one sack and one interception return for touchdown as senior ... Selected to play in Blue-Grey All-American Bowl and NUC All-American Game ... Big County Preps all-district selection.

Personal: Full name is Kyle Lamont Cerge-Henderson ... Born April 12, 1997 in Atlanta ... Is the only married member of the team (wife: Julissa Cerge-Henderson; daughter: Ava Cerge-Henderson) ... Son of Kevin Henderson and Denise Cerge ... Father, Kevin, was linebacker at Georgia Tech in mid-1980s under Bill Curry and was

teammates with current Tech defensive coordinator Ted Roof (and father of current Yellow Jacket T.D. Roof), current director of athletics Todd Stansbury, Pat Swilling (father of current Yellow Jackets Bruce Jordan-Swilling and Tre Swilling) and John Ivemeyer (father of current Yellow Jacket Bailey Ivemeyer) ... Godmother, Tiffany Cleaves, played basketball at Tech and godfather, Kevin Battle, played football at Tech ... Majoring in business administration ... Aspires to be CEO of a company.


CAREER HIGHS

Tackles: 7 at Georgia (Nov. 26, 2016)
Solo Tackles: 3 vs. No. 14 Miami (Fla.) (Oct. 1, 2016)
Tackles for Loss: 1.0 vs. Virginia (Nov. 19, 2016)
Sacks: 1.0 vs. Virginia (Nov. 19, 2016)
Fumble Recoveries: 1 vs. Boston College (Sept. 3, 2016)
Blocked Kicks: 1 vs. Mercer (field goal) (Sept. 10, 2016)
Quarterback Hurries: 2 vs. Georgia Southern (Oct. 15, 2016)

CAREER STATISTICS

DEFENSIVE

YEAR	G-GS	UT	AT	TT	TFL-YDS	QBS-YDS	FF/FR	PBU	INT-YDS
2015	6-3	3	9	12	0.5-1	0.0-0	0/0	0	0-0
2016	13-7	14	12	26	1.0-6	1.0-6	0/1	0	0-0
Career	19-10	17	21	38	1.5-7	1.0-6	0/1	0	0-0



35 JARETT COLE

DB • 5-10 • 192 • r-Fr.
Norcross, Ga./Norcross

2016 (True Freshman): Redshirted.

High School: Two-time all-conference selection, including first-team honors as a senior, at Norcross H.S. (coach Keith Maloof) ... Played two seasons at Norcross after moving to Atlanta area from near Charlotte, N.C., where he earned two letters at Hough H.S. (coach Bobby Collins) ... Earned second-team all-county recognition as a senior while being tabbed first-team all-county honoree by the *Gwinnett Daily Post* ... Totaled 50 tackles, six tackles for loss, 15 pass breakups, one forced fumble and two fumble recoveries en route to being named team's defensive MVP following senior campaign ... Selected to participate in 2015 North-South All-Star Game ... Played in Elite Junior Classic All-Star Game following junior campaign ... Was a member of school's A-B Honor Roll throughout high-school career.

Personal: Full name is Jarett Caldwell Cole ... Born Jan. 22, 1998 ... Son of Rodrick Cole and Terressa Toland-Cole ... Brother, Van Smith, is a junior safety at Clemson ... Cousin, Germone Hopper, also played football at Clemson ... Uncle, Andre Coleman, played collegiately at Kansas State and professionally for the San Diego Chargers, Seattle Seahawks and Pittsburgh Steelers ... As a rookie with the Chargers, Coleman set Super Bowl records for kickoff returns (8) and kickoff-return yards (244), including a 98-yard return for a touchdown, in San Diego's 49-26 loss to San Francisco in Super Bowl XXIX ... Jarett has been playing football since age six ... Majoring in business administration ... Member of ACC academic honor roll.



43 TYLER COOKSEY

LB • 6-2 • 224 • r-So.
Suwanee, Ga./Greater Atlanta Christian School

2016 (Redshirt Freshman): Appeared in four games for the Yellow Jackets on the special teams unit ... Did not record any statistics ... Named Georgia Tech's Defensive Scout Team Player of the Year for his efforts on the practice field.


2015 (True Freshman): Did not play, redshirted ... Member of scout team.

High School: Played tight end and inside linebacker for three seasons of football

RETURNERS

at Greater Atlanta Christian School for head coach Tim Hardy ... Was team captain as a senior ... Tallied 91 tackles, six sacks, 12 tackles for loss and returned an interception for touchdown as a senior ... Helped lead Greater Atlanta Christian to 2014 regional title and state runner-up finish with 14-1 record ... Named to Gwinnett Honor Roll by *Gwinnett Daily Post* in 2013 and 2014 ... Named to *Atlanta Journal-Constitution* Super 75 for 2015 ... Selected first-team all-region 6-2A and second-team all-state as senior ... Played two seasons on baseball team.

Personal: Full name is John Tyler Cooksey ... Born July 13, 1996 in Decatur, Ga. ... Son of Tom and Cindy Cooksey ... Father, Tom, played nose guard for Georgia Tech from 1976-80 and played one year (1981) with Atlanta Falcons ... Majoring in civil engineering.




55 KENNY COOPER

OL • 6-3 • 307 • So.
Calhoun, Ga./Sonoraville

2016 (True Freshman): One of six true freshmen that saw playing time for Georgia Tech ... Appeared in five games ... Made first-career start at center at No. 18 Virginia Tech (Nov. 12) in place of injured starter Freddie Burden ... Helped Yellow Jackets rush for 309 yards in 30-20 win over 18th-ranked Hokies ... Also saw significant action in Jackets' 33-18 TaxSlayer Bowl win over Kentucky (Dec. 31) after Burden left the game due to injury.

High School: Named first-team all-state and *Calhoun Times* Gordon County Co-Defensive Player of the Year after recording 78 tackles, 22 tackles for loss and 12 sacks during final high-school campaign ... Helped lead Sonoraville H.S. (coach Jim Kremer) to an 8-4 overall record and first state playoff win in school history as a senior ... Totaled 152 total tackles (69 solo) and six sacks as a junior ... Versatile athlete was also a member of Sonoraville's basketball, wrestling and track and field teams over the course of his prep career ... Was state runner-up in heavyweight class as a senior to cap his first-ever season as a wrestler.

Personal: Full name is Kenneth Wayne Cooper ... Born March 29, 1998 ... Son of Randy and Theresa Gardner ... Is the youngest of three siblings ... Hobbies include fishing ... Started playing football at age five ... Majoring in business administration.



31 NATHAN COTTRELL

AB • 5-11 • 189 • r-So.
Knoxville, Tenn./Knoxville West

2016 (Redshirt Freshman): Appeared in 11 games, primarily on special teams ... Notched two special-teams tackles ... Served as Georgia Tech's primary kick returner in five of the final six games of the season ... Averaged 20.8 yards over nine late-season kick returns ... Picked up six yards on only carry of the season (Sept. 10 vs. Mercer).

2015 (True Freshman): Redshirted.

High School: Named all-district, all-region, all-state running back as junior and senior ... First-team *PrepXtra* running back in 2013 and 2014 ... Named all-region running back of the year and returner of the year in 2013 and 2014 ... Named to High School Heroes Team as junior and senior ... Also named High School Heroes Player of the Year as junior and senior ... Finished career with school-record 3,974 rushing yards and 48 touchdowns ... Averaged 11.8 yards per carry (334 carries) ... Also hauled in 35 catches for 685 yards and nine touchdowns (19.6 yards per reception) ... Averaged 40.7 yards per kick return with five touchdowns over career (23 returns, 937 yards) ... Finished with school-record 5,594 total yards and 63 total touchdowns, including one passing TD ... Rushed for school-record 1,956 yards as senior ... Also set school single-game rushing mark with 255 yards ... Named Offensive MVP of 2014 state championship game ... Led Knoxville West to 2014 state title and 2013

runner-up finish ... Timed in 40-yard dash at 4.33.

Personal: Full name is Nathan David Cottrell ... Born Aug. 2, 1996 in Knoxville, Tenn. ... Son of Alan and Emmeline Cottrell ... Has two older brothers, Dorian and Josh, and one older sister, Delena ... Majoring in business administration ... Chose Georgia Tech because of the academics, great football team and the city of Atlanta.

CAREER HIGHS

Rushing Attempts: 1 vs. Mercer (Sept. 10, 2016)
Rushing Yards: 6 vs. Mercer (Sept. 10, 2016)
Longest Rush: 6 vs. Mercer (Sept. 10, 2016)
Kickoff Returns: 3 vs. Kentucky (Dec. 31, 2016)
Kickoff Return Yards: 74 yards vs. Kentucky (Dec. 31, 2016)
Longest Kick Return: 27 yards vs. Kentucky (Dec. 31, 2016)
Fumble Recoveries: 1 at No. 18/22 Virginia Tech (Nov. 12, 2016)

CAREER STATISTICS

RUSHING


YEAR	G-GS	ATT	YDS	AVG	TD	LG
2015			— REDSHIRT —			
2016	11-0	1	6	6.0	0	6
Career	11-0	1	6	6.0	0	6

DEFENSIVE

YEAR	G-GS	UT	AT	TT	TFL-YDS	QBS-YDS	FF/FR	PBU	INT-YDS
2015					— REDSHIRT —				
2016	11-0	0	2	2	0.0-0	0.0-0	0/1	0	0-0
Career	11-0	0	2	2	0.0-0	0.0-0	0/1	0	0-0

KICKOFF RETURNS

YEAR	G-GS	RET	YDS	AVG	TD	LG
2015			— REDSHIRT —			
2016	11-0	9	187	20.8	0	27
Career	11-0	9	187	20.8	0	27



32 DAVID CURRY

LB • 6-2 • 217 • r-So.
Buford, Ga./Buford

2016 (Redshirt Freshman): Appeared in all 13 games with one start at outside linebacker (Sept. 17 vs. Vanderbilt) ... Finished the season with 12 tackles ... Ranked second on the team with four special-teams tackles (two on kickoffs, two on punts) ... Matched a career high with three tackles at Pittsburgh (Oct. 8) and Virginia Tech (Nov. 12).

2015 (True Freshman): Redshirted.

High School: Three-year letterwinner ... Team captain as senior while leading Buford to three straight state titles ... Buford was 58-2 in four years ... 2014 all-county, all-state first team selection and region defensive player of the year ... Also played receiver, punter and punt returner ... Led Buford with 75 tackles along with nine pass breakups, two interceptions and two punt returns for touchdown as senior ... Coached by Jess Simpson, who is now assistant defensive line coach for the Atlanta Falcons ... Lettered three years in track for head coach David Snell ... Team captain all three years ... Was 2013 Georgia state pole vault champion.

Personal: Full name is David Joshua Curry ... Born Oct. 29, 1995 in Durham, N.C. ... Son of Buddy and Dawn Curry ... Has two older brothers, Justin and Jessel, and one younger sister, Gabby ... Father, Buddy, was two-time All-Pro linebacker for Atlanta Falcons and 1980 NFL Defensive Rookie of the Year ... Brother, Justin, was drafted by Cincinnati Reds out of high school ... Brother, Jessel, played football at Auburn in 2009-11 and Delaware in 2011-14 ... Majoring in business administration.


CAREER HIGHS

Tackles: 3, twice - last at No. 18/22 Virginia Tech (Nov. 12, 2016)
Solo Tackles: 2 at No. 18/22 Virginia Tech (Nov. 12, 2016)

CAREER STATISTICS

DEFENSIVE

YEAR	G-GS	UT	AT	TT	TFL-YDS	QBS-YDS	FF/FR	PBU	INT-YDS
2015					— REDSHIRT —				
2016	13-1	6	6	12	0.0-0	0.0-0	0/0	0	0-0
Career	13-1	6	6	12	0.0-0	0.0-0	0/0	0	0-0



53 CHRIS DANDANEAU


LB • 6-3 • 210 • r-So.
Jesup, Ga./Wayne County

2016 (Redshirt Freshman): Did not see game action.

2015 (True Freshman): Redshirted.

High School: Lettered three years in football for head coach Jody Grooms and two years in basketball for head coach Robert Cotton ... Earned all-region honors at linebacker as senior ... Tallied 91 tackles, 2.0 sacks and one interception in 10 games as senior ... Student Council Parliamentarian ... Graduated in top five percent of senior class.

Personal: Full name is Christopher George Dandaneau ... Goes by Chris ... Born April 10, 1997 in Bangor, Maine ... Son of George and Dawn Dandaneau ... Has one older brother, Zachary ... Chose Georgia Tech because opportunities are unmatched and it was an offer he couldn't turn down ... Also said playing Division I football was a childhood dream ... Majoring in environmental engineering ... Two-time member of ACC academic honor roll.



22 MELVIN DAVIS

AB • 6-0 • 207 • r-Jr.
Madison, Ga./Morgan County


2016 (Redshirt Sophomore): Appeared in one game (Sept. 10 vs. Mercer) ... Did not record any statistics.

2015 (Redshirt Freshman): Made collegiate debut vs. Tulane (Sept. 12) ... Did not record any stats.

2014 (True Freshman): Redshirted.

High School: Three-sport standout at Morgan County H.S. ... Lettered three years for head football coach Bill Malone ... Split time at running back, cornerback and safety ... Served as team captain for two years ... Named all-region as a senior ... Ranks 10th in school history for receiving yardage ... Participated one season in wrestling ... Earned three letters in track and field and captained the team all three years.

Personal: Full name is Melvin Lewis Davis III ... Born May 20, 1996 in Madison, Ga. ... Son of Melvin Davis Jr. and Crystal Herd ... Majoring in business administration ... Intends to become actuary following college ... Chose Georgia Tech for "education, football, and because it's close to home."



88 SHAWN DAVIS

PK • 6-2 • 205 • r-So.
McDonough, Ga./Union Grove

2016 (Redshirt Freshman): Appeared in one game (Sept. 10 vs. Mercer) ... On only play of the season, sent kickoff into the end zone for a touchback.

2015 (True Freshman): Redshirted.

High School: Union Grove H.S., 2015 ... Lettered three seasons as both kicker and punter for head coach Paul Burgdorf ... Also lettered one season as goalkeeper for coach Mark Matthews' soccer program ... Was first-team all-state punter in 2014 by

Atlanta Journal-Constitution ... Was three-time first-time all-region punter and was MVP of 2013 Junior All-Star Game in Georgia Dome ... Was kicker and punter for South team in 2014 GACA North/South Classic ... Set school record with 50-yard FG during senior season.

Personal: Full name is Shawn Alan Davis ... Born May 11, 1997 in Conyers, Ga. ... Son of Jon Davis and Kim Talbott ... Has one younger sister, Bayley ... Member of A-Honor Roll in high school and was named accounting student of the year as sophomore ... Majoring in business administration.


CAREER HIGHS

Kickoff Touchbacks: 1 vs. Mercer (Sept. 10, 2016)

CAREER STATISTICS

KICKOFFS

YEAR	G-GS	KICKOFFS	YARDS	AVG.	TB
2015			— REDSHIRT —		
2016	1-0	1	65	65.0	1
Career	1-0	1	65	65.0	1



71 SHAMIRE DEVINE

OL • 6-7 • 380 • r-Sr.
Atlanta, Ga./Tri-Cities

2016 (Redshirt Junior): Saw action in all 13 games with seven starts at right guard ... Started each of the first seven games of the season before settling into a reserve role over the final six contests ... Helped pave the way for Georgia Tech to rank ninth nationally in rushing offense (258.1 ypg) and 17th nationally in fewest sacks allowed (1.23 pg).


2015 (Redshirt Sophomore): Played in 11 games, making nine starts at right guard ... Made first-career start vs. Alcorn State (Sept. 3).

2014 (Redshirt Freshman): Played in 13 of 14 games ... Missed Clemson game (Nov. 15) due to injury ... Aided Tech's offensive line that allowed just 0.79 sacks per game (1st in ACC, 2nd nationally) ... Tech ranked first nationally in rushing offense, posting school-record marks for rushing yards (4,789) and rushing yards per game (342.1).

2013 (True Freshman): Redshirted.

High School: Tri-Cities H.S., 2013 ... Played four seasons for coach Kenneth Miller ... Participated in Nike's The Opening for top high-school football players in nation ... Served one year as team captain ... Earned all-area honors ... Named 65th-best prospect overall in Southeast by *Scout.com* ... *Prepstar* all-American ... Named to *Atlanta Journal-Constitution's* "Super 75" ... Considered by many as Georgia's top offensive line prospect ... Won MVP honors at Atlanta Nike camp ... Good student with high GPA.

Personal: Full name is Shamire Dakwon Devine ... Mother is Leesha Devine ... Born June 9, 1994 in Willingboro, N.J. ... Has two younger siblings ... Chose Georgia Tech because of school/academics, football program and potential for good career ... Enjoys video games and cartoons ... Began playing football at very young age when "my mom made me" ... Majoring in literature, media and communication.



84 STEPHEN DOLPHUS

WR • 6-5 • 210 • r-Fr.
Macon, Ga./Westside


2016 (True Freshman): Redshirted.

High School: Named first-team all-state by the *Atlanta Journal Constitution* and honorable mention all-state by the Georgia Sports Writers Association as a senior ...

RETURNERS

Also earned first-team all-region and second-team all-Middle Georgia recognition following final prep campaign ... Named second-team all-region and honorable-mention all-Middle Georgia as a junior ... Two-time first-team all-conference honoree ... Caught 52 passes for 832 yards and nine touchdowns as a senior and had 47 receptions for 819 yards and 15 touchdowns as a junior ... Broke school record for career receptions that was previously held by his brother, Shannon Smith ... Four-year letterwinner under coach Shedrick Risper at Westside H.S. ... Served as team captain as a senior ... Participated in 2015 North-South All-Star Game ... Georgia Sports Hall of Fame Scholar-Athlete ... Also was a four-year letterwinner as a power forward in basketball.

Personal: Full name is Stephen Elijah Dolphus ... Born Dec. 10, 1997 ... Son of Stephen Dolphus and Keisha Robinson ... Has an older sister and an older brother ... Brother, Shannon Smith, is a wide receiver at West Georgia ... Began playing football at age eight ... Enjoys playing basketball ... Majoring in mechanical engineering.



8
STEP DURHAM

DB • 5-11 • 187 • Sr.
Jacksonville, Fla./Atlantic Coast

2016 (Junior): Started 11 games at cornerback ... Missed two games (Oct. 1 vs. Miami, Oct. 8 at Pittsburgh) due to injury ... Ranked ninth on the team with 35 tackles ... Ranked second on the squad with six pass breakups ... Recorded at least one tackle in every game ... Had three stops and two pass breakups in season-opening win versus Boston College (Sept. 3) ... Notched a then-career-high five tackles in back-to-back road games versus nationally ranked teams – at No. 18 North Carolina (Nov. 5) and at No. 18 Virginia Tech (Nov. 12) ... Had three pass breakups over the final four games, including one in the regular-season finale at Georgia (Nov. 26) ... Closed the season with a career-high six tackles in a 33-18 TaxSlayer Bowl victory over Kentucky (Dec. 31).

2015 (Sophomore): Played in eight games with one start ... Finished season with seven tackles - all solo ... Did not record any stats in action vs. Alcorn State (Sept. 3) and Tulane (Sept. 12) ... Recorded one solo stop at Notre Dame (Sept. 19) ... Made two tackles at Duke (Sept. 26) ... Made first-career start vs. Florida State (Oct. 24), recording two tackles.

2014 (True Freshman): Played in eight games ... Had four tackles and broke up pass ... Talled season-high two solo stops in Tech's 49-34 Orange Bowl win over Mississippi State (Dec. 31) ... Had one solo tackle against Virginia (Nov. 1) ... Recorded first-career tackle at Tulane (Sept. 6) ... Had one pass breakup in collegiate debut against Wofford (Aug. 30).

High School: Atlantic Coast H.S., December 2013 ... Played under coach Kevin Sullivan ... Earned four varsity letters and served three years as team captain ... Was first freshman in school history to start for varsity team ... Considered highest-ranked prospect in Atlantic Coast H.S. history ... Earned 2014 USMC All-American honors ... Named all-region and all-district ... Named to 2013 *Florida Times-Union* Super 11 ... Four-star recruit by *Rivals* ... No. 23-ranked player at position and 46th-ranked prospect in Florida ... Played on school's basketball and track teams as freshman ... Made National Honor Society.

Personal: Full name is Stepheny Durham IV ... Parents are Stepheny and Willa Durham ... Born June 10, 1995, in Jacksonville, Fla. ... Has three siblings – Tiesha, Ceteria and Cherish ... Cousin is LeRoy Butler, former Florida State and Green Bay Packers standout ... Began playing football at age five ... Says biggest athletic accomplishment was verbally committing to Georgia Tech on June 8, 2013 ... Chose Georgia Tech because of education, location and football program ... Majoring in business administration.


CAREER HIGHS

Tackles: 6 vs. Kentucky (Dec. 31, 2016)
Solo Tackles: 6 vs. Kentucky (Dec. 31, 2016)
Pass Breakups: 2 vs. Boston College (Sept. 3, 2016)
Fumble Recoveries: 1 vs. Duke (Oct. 29, 2016)

CAREER STATISTICS

DEFENSIVE

YEAR	G-GS	UT	AT	TT	TFL-YDS	QBS-YDS	FF/FR	PBU	INT-YDS
2014	8-0	4	0	4	0.0-0	0.0-0	0/0	1	0-0
2015	8-1	7	0	7	0.0-0	0.0-0	0/0	0	0-0
2016	11-11	28	7	35	0.0-0	0.0-0	0/1	6	0-0
Career	27-12	39	7	46	0.0-0	0.0-0	0/1	7	0-0



42
KESHUN FREEMAN

DL • 6-2 • 250 • Sr.
LaGrange, Ga./Callaway

2014 TRUE FRESHMAN ALL-AMERICA (247Sports, ESPN)
2014 FRESHMAN ALL-AMERICA (Phil Steele, USA TODAY)
2014 ALL-ACC, HONORABLE MENTION (AC SMA)

2016 (Junior): Started all 13 games at defensive end ... Ranked eighth on the team overall and second among defensive linemen with 39 tackles ... Tied for fifth on the squad with four tackles for loss ... Ranked second on the team with nine quarterback hurries ... Recorded multiple tackles in 11-of-13 games ... Notched 13 tackles, two tackles for loss, three quarterback hurries and a pass breakup over a three-game span in October (four tackles and a TFL at Pittsburgh on Oct. 8; four tackles, three QBH and a PBU vs. Georgia Southern on Oct. 15; five tackles and a TFL vs. Duke on Oct. 29) ... Had two hurries and was in on a tackle for loss in win at No. 18 Virginia Tech (Nov. 12) ... Notched two more QBH versus Virginia (Nov. 19) ... Closed the regular season with a career-high nine tackles in win at Georgia (Nov. 26) ... Had three total tackles and was in on a tackle for loss in TaxSlayer Bowl triumph over Kentucky (Dec. 31) ... Was recognized at 2017 Allstate Sugar Bowl as a member of the 2016 AFCA Allstate Good Works Team for his achievements on the field and in the community, which includes extensive time as a volunteer at Scottish Rite children's hospital in Atlanta.

2015 (Sophomore): Started at defensive end in all 12 games ... Led all defensive linemen with 44 tackles ... Added four tackles for loss, two sacks, one fumble recovery and one forced fumble ... Recorded two solo tackles and forced fumble against ASU ... Talled two tackles, one sack and one TFL vs. Green Wave ... Recorded five tackles, half-TFL and one QB hurry at Notre Dame (Sept. 19) ... Talled five solo tackles and recovered a fumble at Duke (Sept. 26) ... Recorded three tackles, 1.0 TFL and 1.0 sack vs. North Carolina (Oct. 3) ... Had six tackles at Clemson (Oct. 10) ... Made four stops vs. Pitt (Oct. 17) ... Recorded career-high seven tackles and sack for 14-yard loss vs. Florida State (Oct. 24) ... Had five tackles and one PBU at Virginia (Oct. 31).

2014 (True Freshman): Played in all 14 games, starting 12 consecutive times ... Named honorable-mention all-ACC by media ... Named to *247Sports'* and *ESPN's* 2014 true freshman all-America teams ... Also named freshman all-America by *Phil Steele* and *USA TODAY* ... Led Georgia Tech's defensive linemen with 54 tackles, including 37 solo ... Led defense with 9.5 tackles for loss and 4.5 sacks ... Forced and recovered a fumble ... Blocked one punt ... Recorded three tackles (two solo) with 0.5 TFL and one QB hurry in Tech's 49-34 Orange Bowl win over Mississippi State (Dec. 31) ... Registered five tackles, including three solo, vs. Florida State in ACC Championship Game (Dec. 6) ... Had five tackles, including one sack for loss of seven yards, at Georgia (Nov. 29) ... Recorded three tackles vs. Clemson (Nov. 12) ... Talled four tackles at NC State (Nov. 8) ... Had five tackles, including one sack for loss of six yards, forced fumble, had one pass breakup and blocked punt vs. Virginia (Nov. 1) ... Recorded three solo tackles at Pitt (Oct. 25) ... Registered four tackles, including two for loss of three yards, and had one QB hurry at North Carolina (Oct. 18) ... Set career-high with six solo tackles, including one for loss of two yards, vs. Duke (Oct. 11) ... Registered one tackle for loss of three yards vs. Miami (Oct. 4) ... Had five tackles, including one for loss of four yards and 0.5 sacks for loss of four yards, and had a quarterback hurry at Virginia Tech (Sept. 20) ... Talled four tackles and recovered fumble late in fourth quarter that set up Tech's game-winning drive in first-career start vs. Georgia Southern (Sept. 13) ... Had two tackles, including first-career sack for loss of three yards, at Tulane (Sept. 6) ... Recorded four tackles, including one for loss of seven yards, in college debut against Wofford (Aug. 30).

High School: Callaway H.S., December 2013 ... Played four seasons of football

for coach Pete Wiggins ... Ran one season of track ... Played inside linebacker and defensive end ... Served two years as team captain ... Led Callaway to regional championships in 2012 and 2013 ... Named 2012 Region 4AAA Player of the Year ... Earned all-regional honors in 2011 ... Recorded 153 tackles, 13 tackles for loss, four forced fumbles, three sacks and three blocked kicks as senior ... Led team to 12-2 record in 2013 ... Three-star recruit by *Rivals* ... Ranked No. 29 at position and No. 54 in Georgia ... Graduated in top five percent of class ... Was crowned Mr. Callaway High School based on academics and behavior.

Personal: Full name is KeShun Jamal Freeman ... Born Nov. 10, 1995 in LaGrange, Ga. ... Parents are Charles and Keisha ... Has four younger siblings – Michael, Jacob, Jalanda and Landon ... Cousin, Justin Woodard, played football at Ball State ... Pondering career in anesthesiology ... Chose Georgia Tech because of academics, location and because “it will challenge me to think” ... Began playing football at age eight ... Majoring in business administration.


CAREER HIGHS

Tackles: 9 at Georgia (Nov. 26, 2016)
Solo tackles: 6 vs. Duke (Oct. 11, 2014)
Tackles for Loss: 2 at North Carolina (Oct. 18, 2014)
Sacks: 1.0, six times - last vs. Florida State (Oct. 24, 2015)
Fumble Recoveries: 1, twice – last at Duke (Sept. 26, 2015)
Forced Fumbles: 1, twice – last vs. Alcorn State (Sept. 3, 2015)
Pass Breakups: 1, three times - last vs. Georgia Southern (Oct. 15, 2016)
Blocked Kicks: 1 vs. Virginia (punt) (Nov. 1, 2014)
Quarterback Hurries: 3 vs. Georgia Southern (Oct. 15, 2016)

CAREER STATISTICS

DEFENSIVE

YEAR	G-GS	UT	AT	TT	TFL-YDS	QBS-YDS	FF/FR	PBU	INT-YDS
2014	14-12	37	17	54	9.5-35	4.5-23	1/1	1	0-0
2015	12-12	23	21	44	4.0-22	2.0-19	1/1	1	0-0
2016	13-13	26	13	39	4.0-5	0.5-1	0/0	1	0-0
Career	39-37	86	51	137	17.5-62	7.0-43	2/2	3	0-0




46
XAVIER GANTT

AB • 5-8 • 171 • r-Fr.
Buford, Ga./Buford

2016 (True Freshman): Redshirted.

High School: Rated as a three-star prospect and the No. 8-ranked running back in the state of Georgia by *247Sports* ... Rushed for 699 yards and 10 touchdowns as a junior before missing much of his senior season due to injury ... Served as a team captain ... Helped lead Buford H.S. to three-straight state championships as a freshman, sophomore and junior and an appearance in the state title game as a senior ... Scored three touchdowns in a 63-0 win over Southeast Whitfield in the opening round of the 2014 Georgia 4A state playoffs ... Coached by Jess Simpson, who is now assistant defensive line coach for the Atlanta Falcons ... Also earned four letters in track and field ... Maintained a B average in the classroom throughout high school.

Personal: Full name is Xavier Malachi Gantt ... Born June 10, 1998 ... Son of Patrick and Leticia Gantt ... Is the second of four siblings ... Father, Patrick, played football at South Carolina State ... Began playing football at age six ... Majoring in computer engineering.



97
BRENTAVIOUS GLANTON

DL • 6-3 • 290 • r-So.
Albany, Ga./Monroe Comprehensive

2016 (Redshirt Freshman): Appeared in six games as a reserve defensive lineman ... Recorded five tackles ... Had a nine-yard sack versus Vanderbilt (Sept. 17) ... Notched two stops against Georgia Southern (Oct. 15).

2015 (True Freshman): Redshirted.

High School: Four-year letterwinner in football for head coach Charles Truitt ... Named first-team all-area and all-region after recording 77 tackles, six sacks, 17 tackles for loss, 41 quarterback hurries and five fumble recoveries as senior in 2014 ... Participated in GACA North-South Game and Blue-Grey All-American Game ... Also earned four letters in track and field (head coach Billy Glanton - his father) and two years in wrestling (head coach Clifford Wooden).

Personal: Full name is Brentavious Jaron Glanton ... Born Feb. 28, 1997 in Albany, Ga. ... Son of Billy and Stacey Glanton ... Has one older sister, Breneshia, and two younger brothers, Bevin and Bryce ... Majoring in business administration ... Chose Georgia Tech because of the coaches, academics and life after football.


CAREER HIGHS

Tackles: 2 vs. Georgia Southern (Oct. 15, 2016)
Solo Tackles: 2 vs. Georgia Southern (Oct. 15, 2016)
Tackles For Loss: 1.0 vs. Vanderbilt (Sept. 17, 2016)
Sacks: 1.0 vs. Vanderbilt (Sept. 17, 2016)

CAREER STATISTICS

DEFENSIVE

YEAR	G-GS	UT	AT	TT	TFL-YDS	QBS-YDS	FF/FR	PBU	INT-YDS
2015	— REDSHIRT —								
2016	6-0	5	0	5	1.0-9	1.0-9	0/0	0	0-0
Career	6-0	5	0	5	1.0-9	1.0-9	0/0	0	0-0



5
A.J. GRAY

DB • 6-1 • 218 • Jr.
Sandersville, Ga./Washington County

2016 (Sophomore): Started all 13 games at free safety ... Ranked third on the team with 72 total tackles ... 55 solo tackles were good for second on the squad ... Ranked fifth on the squad with two pass breakups ... Tied for second on the team with one forced fumble ... Had four or more tackles in 11-of-13 games ... Opened the season with five stops in win over Boston College (Sept. 3) ... Had six stops in loss to No. 5 Clemson (Sept. 22) ... After tallying 17 tackles over the first five games of the season, recorded 47 stops over the final seven contests ... Had seven tackles and a career-high three tackles for loss in win over Georgia Southern (Oct. 15) ... Matched a career high in back-to-back weeks with nine tackles versus Duke (Oct. 29) and North Carolina (Nov. 5) ... Had eight solo stops in each nine-tackle game ... Closed the regular season with six tackles and a pass breakup in 28-27 win at Georgia (Nov. 26) ... Tallied eight tackles (seven solo) in TaxSlayer Bowl win over Kentucky (Dec. 31).

2015 (True Freshman): Played in 10 games ... Finished rookie season with 21 tackles (15 solo stops), one interception and one fumble recovery ... Made collegiate debut vs. Alcorn State (Sept. 3) ... Talled four tackles (three solo) and recovered fumble ... Added four tackles vs. Tulane (Sept. 12) ... Saw action at Notre Dame (Sept. 19) ... Recorded two tackles and first-career interception at Duke (Sept. 26) ... Made two tackles vs. North Carolina (Oct. 3) ... Had career-high five tackles at Clemson (Oct. 10) ... Posted two solo stops vs. Pitt (Oct. 17) and one tackle vs. Florida State (Oct. 24).

High School: 2014 Gatorade Football Player of the Year in Georgia ... *Parade* all-American ... Led Washington County H.S. to back-to-back state runner-up finishes

RETURNERS

as quarterback and defensive back ... As senior, rushed for 2,358 yards and 39 touchdowns, including a 442-yard, eight-TD game in state quarterfinals vs. Pierce County – both Georgia High School Association records for QB ... Completed 97-of-182 passes for 1,810 yards and 21 touchdowns ... Also had 10 interceptions, returning four for touchdowns ... Responsible for 64 touchdowns during senior season ... Was 28-2 in two seasons as starting quarterback ... Recipient of 17 Player of the Year awards ... Named to nine all-region or all-state teams ... Two-time Region 3-3A Player of the Year (2013, 2014) ... Named American Family Insurance all-USA Georgia Offensive Player of the Year (all classifications) ... Named Player of the Year for all classifications by *Augusta Chronicle*, *Atlanta Journal-Constitution* and Georgia Sports Writers Association in 2014 ... As junior, rushed for 1,324 yards with 18 touchdowns, while passing for 1,913 yards and 16 touchdowns (only four interceptions thrown) ... Recorded 75 tackles and five interceptions as defensive starter ... Two-time all-Middle Georgia Player of the Year by the *Macon Telegraph* ... Two-time Channel 6 All-CSRA Player of the Year ... Named first-team all-state by Georgia Sports Writers Association and *Atlanta Journal-Constitution* ... Played in Rising Senior Bowl Game ... Selected to play in Georgia Athletic Coaches Association North-South All-State Football Classic ... Selected to play in Georgia/South Carolina Border Bowl All-Star Football Game ... Invited to participate in Nike Football Training Camp ... High-school teammate of current Georgia Tech teammate Djimon Brooks ... Also played point guard on basketball team ... Gained all-state recognition in hoops as sophomore and junior ... Was Region 3-3A Player of the Year in basketball as sophomore ... Three-time Merit List honoree ... Jersey is retired at Washington County H.S.

Personal: Born July 3, 1996 ... Son of Dr. Allen and Annie Gray ... Older sister, Allisha, played basketball at South Carolina and was a member of Gamecocks' 2017 national championship team ... Allisha went on to be the fourth overall pick by the Dallas Wings in the 2017 WNBA Draft and was named WNBA Rookie of the Month for the first month of her professional career (May 2017) ... Allisha was 2012 Gatorade Player of the Year ... Father, Dr. Allen Gray, is principal at Washington County H.S. ... Majoring in business administration.


CAREER HIGHS

Tackles: 9, twice - last at No. 18/17 North Carolina (Nov. 5, 2016)
Solo Tackles: 8, twice - last at No. 18/17 North Carolina (Nov. 5, 2016)
Tackles for Loss: 3.0 vs. Georgia Southern (Oct. 15, 2016)
Pass Breakups: 1, twice - last at Georgia (Nov. 26, 2016)
Interceptions: 1 at Duke (Sept. 26, 2015)
Forced Fumbles: 1 vs. Duke (Oct. 29, 2016)
Fumble Recoveries: 1 vs. Alcorn State (Sept. 3, 2015)

CAREER STATISTICS

DEFENSIVE

YEAR	G-GS	UT	AT	TT	TFL-YDS	QBS-YDS	FF/FR	PBU	INT-YDS
2015	10-0	15	6	21	0.0-0	0.0-0	0/1	0	1-8
2016	13-13	55	17	72	3.5-8	0.0-0	1/0	2	0-0
Career	23-13	70	23	93	3.5-8	0.0-0	1/1	2	1-8



28
J.J. GREEN
AB • 5-9 • 188 • r-Sr.
Kingsland, Ga./Camden County
(Georgia)

2016 (Redshirt Junior, Georgia Tech): Appeared in 11 games with 10 starts at A-back ... Missed two games due to injury (Nov. 5 at North Carolina and Nov. 12 at Virginia Tech) ... Ranked seventh on team with 154 rushing yards and fifth with 539 all-purpose yards ... Ranked third on the squad with 6.2 yards per rush (min. 20 carries) ... Ranked fifth in ACC in kick-return average (24.6 ypr) ... Rushed for 23 yards on two carries (11.5 avg.) against Vanderbilt (Sept. 17) ... Ran five times for a season-high 40 yards (8.0 avg.) and caught one pass for 11 yards against Miami (Oct. 1) ... Amassed 177 all-purpose yards (26 rushing, 151 return) and scored two touchdowns on a 96-yard kickoff return and a 10-yard run at Pittsburgh (Oct. 8) ... The 96-yard kick return at Pitt was the first kickoff returned for a touchdown by a Georgia Tech player since Jamal Golden's 100-yard return versus North Carolina on Nov. 10, 2012 ... Rushed five times for 31 yards (6.2 avg.) and caught an 11-yard pass in win over former team, Georgia

(Nov. 26) ... Carried twice for 20 yards (an 11-yarder and a nine-yarder) in TaxSlayer Bowl victory over Kentucky (Dec. 31) ... Did not return any kicks after sustaining an injury during a kickoff return versus Duke (Oct. 29).

2015 (Junior, Georgia Tech): Transferred to Georgia Tech in January 2015 ... Participated in spring drills ... Sat out 2015 season to satisfy NCAA transfer rules.

2014 (Sophomore, Georgia): Moved to strong safety ... Made nine tackles in eight games.

2013 (True Freshman, Georgia): Appeared in 13 games, making two starts ... Finished season second on team in rushing with 384 yards and three touchdowns on 68 carries, and had 12 catches for 104 yards ... Led team with 168 kickoff return yards ... Rushed 12 times for 87 yards, including career-long 57 yard run, and caught five passes for 42 yards in first-career start vs. No. 25 Missouri ... Named *Athlon Sports* Freshman of the Week after rushing for 129 yards on 17 carries at Tennessee with first and second string tailbacks out with injuries ... Carried two times for 40 yards and a touchdown vs. North Texas.

High School: Played for head coach Jeff Heron at Camden County H.S. ... *PrepStar* all-Southeast Region ... Member of *Atlanta Journal-Constitution* 2012 Super 11 and Class AAAAAA all-state first-team ... Named to 2012 Georgia Sports Writers Association all-state Class AAAAAA first-team offense ... Fox Sports NEXT three-star prospect, No. 72 CB in the country ... 50th-ranked athlete in country and No. 47 prospect in state of Georgia by *Rivals.com* ... *247Sports.com* three-star player, No. 30 CB in the country, No. 27 player in Georgia ... ESPN three-star prospect ranked No. 32 LB in country and No. 57 ranked prospect in Georgia ... Helped lead Camden County to quarterfinals of GHSA playoffs where they lost to eventual state champion Norcross ... Recorded 39 tackles, three interceptions, one sack, 919 rushing yards and 16 total touchdowns as senior.

Personal: Full name is Lajyrise J. Green ... Mother is Tracolya ... Born June 22, 1995 in St. Mary's, Ga. ... Has one older sister, Breona ... Graduated from Georgia Tech in May 2017 with bachelor's degree in history, technology and society ... One of three current Georgia Tech football student-athletes that already holds a bachelor's degree (joining Corey Griffin and Matthew Jordan) ... Member of ACC academic honor roll.

CAREER HIGHS AT TECH

Rushing Attempts: 5, twice - last at Georgia (Nov. 26, 2016)
Rushing Yards: 40 vs. No. 14 Miami (Fla.) (Oct. 1, 2016)
Rushing TDs: 1 at Pittsburgh (Oct. 8, 2016)
Longest Rush: 23 yards vs. Vanderbilt (Sept. 17, 2016)
Receptions: 1, three times - last at Georgia (Nov. 26, 2016)
Receiving Yards: 18 yards vs. Duke (Oct. 29, 2016)
Longest Reception: 11 yards vs. No. 14 Miami (Fla.) (Oct. 1, 2016)
Kickoff Returns: 4 at Pittsburgh (Oct. 8, 2016)
Kickoff Return Yards: 151 yards at Pittsburgh (Oct. 8, 2016)
Longest Kick Return: 96 yards at Pittsburgh (Oct. 8, 2016)
Touchdown Returns: 1 at Pittsburgh (Oct. 8, 2016)

CAREER STATISTICS

RUSHING

YEAR	G-GS	ATT	YDS	AVG	TD	LG
2013*	13-2	68	384	5.6	3	57
2014^	8-1	-	-	-	-	-
2015	— SAT OUT DUE TO NCAA TRANSFER RULES —					
2016	11-10	25	154	6.2	1	23
Career	32-13	93	538	5.8	4	57


RECEIVING

YEAR	G-GS	REC	YDS	AVG	TD	LG
2013*	13-2	12	104	8.7	0	17
2014^	8-1	-	-	-	-	-
2015	— SAT OUT DUE TO NCAA TRANSFER RULES —					
2016	11-10	3	40	13.3	0	18
Career	32-13	15	144	9.6	0	18

KICKOFF RETURNS

YEAR	G-GS	RET	YDS	AVG	TD	LG
2013*	13-2	7	168	24.0	0	48
2014^	8-1	-	-	-	-	-
2015	— SAT OUT DUE TO NCAA TRANSFER RULES —					
2016	11-10	14	345	24.6	1	96
Career	32-13	21	513	24.4	1	96

* played at Georgia; ^ played defense in 2014



14 COREY GRIFFIN

DB • 6-2 • 199 • r-Sr.
Tyrone, Ga./Sandy Creek

2016 (Redshirt Junior): Started all 13 games at strong safety ... Led Georgia Tech and ranked 28th in the ACC with 82 total tackles ... 62 solo stops were also a team high ... Tied for third on the team with two interceptions ... Ranked third on the squad with five tackles for loss ... Tied for second on the team with three total takeaways (two interceptions, one fumble recovery) ... Had at least six tackles in 9-of-13 games ... Opened the season with six tackles and a key interception in win over Boston College (Sept. 3) ... Notched nine tackles against No. 5 Clemson (Sept. 22) ... Turned in a career performance with 10 tackles, three tackles for loss and a sack against Georgia Southern (Oct. 15) ... Three tackles for loss and sack versus Georgia Southern were career firsts ... Set a new career high for the second time in three games when he made 12 tackles at North Carolina (Nov. 5) ... Tallied nine stops, including one for loss, in win at No. 18 Virginia Tech (Nov. 12) ... Returned an interception 33 yards to set up a field goal in win over Virginia (Nov. 19) ... Closed the regular season with six tackles in 28-27 win at Georgia (Nov. 26) ... Notched three solo stops in TaxSlayer Bowl victory over Kentucky (Dec. 31).

2015 (Redshirt Sophomore): Played in 11 games with one start ... Finished season with 21 tackles ... Recorded career- and team-high six tackles (five solo) vs. Alcorn State (Sept. 3) ... Did not record any stats vs. Tulane (Sept. 12), Duke (Sept. 26), and North Carolina (Oct. 3) ... Did not play at Notre Dame (Sept. 19) ... Tied career high with six tackles at Clemson (Oct. 10) ... Tied career high with six tackles vs. Pitt (Oct. 17) - all solo stops ... Added one tackle vs. Florida State (Oct. 24).

2014 (Redshirt Freshman): Played in all 14 games, making one start ... Had 15 tackles, including 11 solo, one interception and broke up two passes ... Made three tackles in Tech's Orange Bowl win over Mississippi State on New Year's Eve ... Recorded three tackles vs. Florida State in ACC Championship Game (Dec. 6) ... Tallied one solo tackle at Georgia (Nov. 29) ... Saw action at NC State (Nov. 8) ... Made first-career start vs. Virginia (Nov. 1) ... Notched one solo tackle at Pitt (Oct. 25) ... Registered one solo tackle at North Carolina (Oct. 18) ... Had one solo tackle vs. Duke (Oct. 11) ... Saw action vs. Miami (Oct. 4) ... Had career-high four tackles, one pass breakup and first career interception at Virginia Tech (Sept. 20) ... Recorded first tackle of career vs. Georgia Southern (Sept. 13) ... Broke up pass at Tulane (Sept. 6) ... Saw action against Wofford (Aug. 30).

2013 (True Freshman): Redshirted.

High School: Sandy Creek H.S., 2013 ... During his four-year high school career, Sandy Creek went a combined 56-2 and won two 4A state championships (2010 and 2012) with perfect 15-0 records ... First-team all-state selection as a safety ... Finished senior season with 71 tackles, an interception and eight pass breakups ... Two-star recruit, according to *Rivals.com* and *Scout.com* ... Was clocked at 4.5 in 40-yard dash ... Among long line of Sandy Creek players, including Calvin Johnson, to play at Georgia Tech.

Personal: Son of Corey and Magesha Griffin ... Graduated from Georgia Tech in May 2017 with bachelor's degree in business administration ... One of three current Georgia Tech football student-athletes that already holds a bachelor's degree (joining J.J. Green and Matthew Jordan).


CAREER HIGHS

- Tackles:** 12 at No. 18/17 North Carolina (Nov. 5, 2016)
- Solo Tackles:** 10 vs. Georgia Southern (Oct. 15, 2016)
- Tackles for Loss:** 3.0 vs. Georgia Southern (Oct. 15, 2016)
- Sacks:** 1.0 vs. Georgia Southern (Oct. 15, 2016)
- Pass Breakups:** 2 vs. Kentucky (Dec. 31, 2016)
- Interceptions:** 1, three times - last vs. Virginia (Nov. 19, 2016)
- Fumble Recoveries:** 1 vs. Duke (Oct. 29, 2016)

CAREER STATISTICS

DEFENSIVE

YEAR	G-GS	UT	AT	TT	TFL-YDS	QBS-YDS	FF/FR	PBU	INT-YDS
2013	— REDSHIRT —								
2014	14-1	11	4	15	0.0-0	0.0-0	0/0	2	1-0
2015	11-1	15	6	21	0.0-0	0.0-0	0/0	0	0-0
2016	13-13	62	20	82	5.0-21	1.0-11	0/1	3	2-44
Career	38-15	88	30	118	5.0-21	1.0-11	0/1	5	3-44



86 JAIR HAWKINS-ANDERSON

WR • 6-1 • 182 • r-Fr.
Suwanee, Ga./Northview

2016 (True Freshman): Redshirted.

High School: Earned first-team all-region recognition at wide receiver as a senior at Northview H.S. (coach Chad Davenport) ... Amassed 845 all-purpose yards (288 receiving, 111 rushing, 446 total return) and 12 touchdowns (three receiving, nine rushing) during final prep season ... Named team's special teams MVP after serving as the squad's primary kickoff and punt returner ... Caught 11 passes for 294 yards as a junior ... Team captain as a senior ... Selected to participate in the 2016 Offense-Defense All-American Bowl and Chamber Bowl Senior All-Star Game ... Also lettered and served as team captain in track and field (100-meter).

Personal: Full name is Jair A. Hawkins-Anderson ... Born Sept. 21, 1997 ... Son of Willie Anderson and Pat Hawkins ... Is the second of three siblings ... Father, Willie Anderson, played football at Auburn, was the 10th overall pick in the 1996 NFL Draft by the Cincinnati Bengals and went on to a 13-year career with the Bengals and Baltimore Ravens, earning three Pro Bowl invitations and being named first-team All-Pro four times ... Jair began playing football in middle school ... Majoring in business administration ... Aspires for a career as a civil engineer.



64 CHEYENNE HUNT

OL • 6-0 • 250 • r-Jr.
Springfield, Ga. (Effingham County)


2016 (Redshirt Sophomore): Did not see game action.

2015 (Redshirt Freshman): Made collegiate debut vs. Tulane (Sept. 12).

2014 (True Freshman): Redshirted.

High School: Three-year letterwinner and two-year captain under head coach Buddy Holder ... Named first-team all-area and all-region as a senior left tackle ... four-year letterwinner and three-year captain as a wrestler ... Holds school record for most career wrestling wins (188) and fastest pin (seven seconds) ... Placed fourth in the state (5A) as a junior at 220-pound weight class ... Placed third in the state as a senior in heavyweight ... Helped lead wrestling team to two area championships (2012 and 2014) ... Three-time all-area honoree in wrestling ... Honor roll, dean's list and faculty honors student ... Class valedictorian.

Personal: Full name is Cheyenne Eugene Hunt ... Born May 16, 1996 ... Son of Steven and Jean Hunt ... Began playing football at age eight ... Majoring in civil engineering ... Aspires for a career as a structural engineer ... Three-time member of ACC academic honor roll.



62 BAILEY IVEMEYER


OL • 6-1 • 270 • r-So.
Snellville, Ga./Brookwood

2016 (Redshirt Freshman): Appeared in one game (Sept. 17 vs. Vanderbilt) ... Did not record any statistics ... Named Georgia Tech's Offensive Scout Team Player of the Year for his efforts on the practice field.

2015 (True Freshman): Redshirted.

High School: Brookwood H.S., 2015 ... Lettered three years for head football coach Mark Crews, playing offensive and defensive line ... Also lettered three years in lacrosse for head coach Dru Ulloa ... Served as football team captain for one year and lacrosse captain for two years ... 2014 all-county scholar-athlete ... AP scholar and honors graduate ... Member of National Honor Society and Beta Club.

Personal: Full name is James Bailey Ivemeyer ... Son of Tina and John Ivemeyer ... Born March 7, 1997 in Valdosta, Ga. ... Has one sister, Abi ... Father, John, played football at Georgia Tech from 1981-84 and was teammates with the fathers of current Yellow Jackets Kyle Cerge-Henderson (Kevin Henderson), T.D. Roof (Ted Roof - Georgia Tech's current defensive coordinator) and Bruce Jordan-Swilling and Tre Swilling (Pat Swilling) ... Father also played at Georgia Tech with current director of athletics Todd Stansbury ... Aunt, Joy, also graduated from Georgia Tech in 1987 ... Bailey chose Georgia Tech because of academics, tradition and great athletics ... Started playing football at age five and was inspired by dad ... Majoring in mechanical engineering.



25 TRE' JACKSON

LB • 5-10 • 222 • r-Jr.
Valdosta, Ga./Lowndes

2016 (Redshirt Sophomore): Appeared in all 13 games, primarily on special teams ... Recorded three tackles, all as a reserve linebacker — two versus Vanderbilt (Sept. 17) and one versus Virginia (Nov. 19).

2015 (Redshirt Freshman): Played in 11 games ... Recorded one tackle ... Made collegiate debut vs. Alcorn State (Sept. 3), recording one solo tackle.

2014 (True Freshman): Redshirted ... Enrolled at Georgia Tech in January after graduating from high school in December 2013 and participated in spring practice.

High School: Lowndes H.S., December 2013 ... Was standout performer under head coach Randy McPherson ... Served one year as team captain ... Recorded 70 tackles, eight tackles for loss, three quarterback hurries, two sacks and two interceptions as senior ... Three-star recruit by *Rivals.com* ... Played on regional championship team in 2010 ... Earned all-region honors ... Region 1-AAAAAA Defensive Player of the Year ... Invited to play in Georgia Junior Bowl ... Helped lead team to 9-4 record.

Personal: Full name is Tre' Decorian Jackson ... Born Oct. 10, 1995 in Augusta, Ga. ... Son of Ashli England ... Has two siblings — James and Isaiah ... Enjoys hunting, fishing and weightlifting ... Began playing football at age six ... Chose Georgia Tech because of academics, history of school and football program ... Majoring in business administration.


CAREER HIGHS

Tackles: 2 vs. Vanderbilt (Sept. 17, 2016)
Solo Tackles: 2 vs. Vanderbilt (Sept. 17, 2016)
Tackles For Loss: 1.0 vs. Vanderbilt (Sept. 17, 2016)
Pass Breakups: 1 vs. Vanderbilt (Sept. 17, 2016)

CAREER STATISTICS

DEFENSIVE

YEAR	G-GS	UT	AT	TT	TFL-YDS	QBS-YDS	FF/FR	PBU	INT-YDS
2014	— REDSHIRT —								
2015	11-0	1	0	1	0.0-0	0.0-0	0/0	0	0-0
2016	13-0	3	0	3	1.0-1	0.0-0	0/0	1	0-0
Career	24-0	4	0	4	1.0-1	0.0-0	0/0	1	0-0



36 OMAHRI JARRETT


AB • 5-10 • 174 • r-So.
Douglasville, Ga./New Manchester

2016 (Redshirt Freshman): Appeared in one game — Vanderbilt (Sept. 17) ... Did not record any statistics.

2015 (True Freshman): Did not play, redshirted ... Member of scout team.

High School: Four-year varsity starter on football team ... Team captain ... Team MVP in 2013 ... Participated in 2014 Nike Sparq Combine in Charlotte and 2014 Nike Football Training Camp ... 2014 Howard Thompson Trophy by Douglas County School System — given annually to senior football player that represents best in academics, athletics and character ... All-county in 2013 and 2014 ... All-region performer in 2014 ... Rushed for 525 yards with three touchdowns as senior ... Also had two TD receptions ... Returned four punts for touchdowns ... Accumulated more than 1,000 all-purpose yards ... Helped New Manchester win six games and make state playoffs for first time in four-year history of program ... Finished career with 2,078 rushing yards and 27 total touchdowns ... Member of Beta Club and Project Manhood — organization that helps needy in Douglas County ... Also lettered in both baseball and track, participating in 100m, 200m and long jump.

Personal: Born Nov. 22, 1996 ... Son of Roland Stephens and Christie Jarrett Stephens ... Majoring in business administration.



2 RICKY JEUNE

WR • 6-3 • 210 • r-Sr.
Spring Valley, N.Y./Saint Joseph Regional (N.J.)

2016 (Redshirt Junior): Started all 13 games at wide receiver ... Led team with 25 receptions and ranked second on the squad with 427 receiving yards (tops among wideouts) ... Caught at least one pass in 11-of-13 games ... Opened the season strong with three receptions for 45 yards in win over Boston College (Sept. 3) ... Hauled in a 26-yard catch on third-and-10 late in the ballgame that moved the Yellow Jackets into the red zone and set up the Jackets' game-winning touchdown with 35 seconds remaining in the 17-14 victory over BC ... Caught three more passes for 57 yards in home-opening win over Mercer (Sept. 10) ... Managed just three catches over the next three games but rebounded for three receptions for 55 yards and his only touchdown of the year (31 yds.) at Pittsburgh (Oct. 8) ... Had a season-high four receptions for 51 yards versus Georgia Southern (Oct. 15) ... Followed up with a season-high 85 yards on three receptions versus Duke (Oct. 29) (including a season-long 40-yard catch) ... Picked up 40 yards on only rush of the season at North Carolina (Nov. 5) ... Caught three passes for 59 yards, including a critical 42-yard reception on third-and-four late in the ballgame that all but sealed the Jackets' 33-18 win over Kentucky in the TaxSlayer Bowl (Dec. 31).

2015 (Redshirt Sophomore): Started all 12 games ... Led all Jackets receivers in receptions (24), yards (520) and touchdown receptions (four) ... Made first career start vs. Alcorn State (Sept. 3) ... Caught 23-yard pass from Tim Byerly - his first career reception ... Caught six-yard pass in start vs. Tulane (Sept. 12) ... Had 11-yard reception at Notre Dame (Sept. 19) ... Recorded then-career highs for receptions (four) and yards (91) at Duke (Sept. 26) ... Also hauled in first career TD against Blue Devils ... Caught three passes for 42 yards vs. North Carolina (Oct. 3) ... Recorded

career-long 46-yard TD pass at Clemson (Oct. 10) ... Caught two passes for 44 yards including TD vs. Pitt (Oct. 17) ... Hauled in 33-yard catch vs. Florida State (Oct. 24) ... Set career highs for receptions (five) and yards (103) at Virginia (Oct. 31).

2014 (Redshirt Freshman): Saw action in 12 games in late-game series and on special teams ... Did not record any stats.

2013 (True Freshman): Redshirted.

High School: Saint Joseph Regional H.S. in Montvale, N.J. ... Earned three varsity letters for coach Tony Karcich ... Served one year as team captain ... Helped lead football team to two state championships ... Earned all-state honors three-consecutive years ... Owns school records for receptions and receiving yards ... Recorded 36 receptions and 10 touchdowns as a senior in 2012 and had 41 receptions for 12 touchdowns as a junior in 2011 ... Also played on basketball team.

Personal: Son of Joseph and Bengique ... Born Dec. 3, 1993 in Nyack, N.Y. ... Has two older brothers ... Chose Georgia Tech because of football program, school and city of Atlanta ... Majoring in business administration.

CAREER HIGHS

Receptions: 5 at Virginia (Oct. 31, 2015)
Receiving Yards: 103 yards at Virginia (Oct. 31, 2015)
Touchdown Receptions: 1, five times - last at Pittsburgh (Oct. 8, 2016)
Longest Reception: 58 yards at Virginia Tech (Nov. 12, 2015)
Rushing Attempts: 1 at North Carolina (Nov. 5, 2016)
Rushing Yards: 40 at North Carolina (Nov. 5, 2016)
Longest Rush: 40 at North Carolina (Nov. 5, 2016)


CAREER STATISTICS

RECEIVING

YEAR	G-GS	REC	YDS	AVG	TD	LG
2013			— REDSHIRT —			
2014	12-0	0	0	0.0	0	0
2015	12-12	24	520	21.7	4	58
2016	13-13	25	427	17.1	1	40
Career	37-25	49	947	19.3	5	58

RUSHING

YEAR	G-GS	ATT	YDS	AVG	TD	LG
2013			— REDSHIRT —			
2014	12-0	0	0	0.0	0	0
2015	12-12	0	0	0.0	0	0
2016	13-13	1	40	40.0	0	40
Career	37-25	1	40	40.0	0	40



23
JALEN JOHNSON
DB • 6-3 • 216 • r-Jr.
Oneonta, Ala./Oneonta

2016 (Redshirt Sophomore): Appeared in 11 games, primarily on special teams ... Nine of his 10 tackles came in three games — three (two solo) versus Vanderbilt (Sept. 17), two (both solo) versus Miami (Oct. 1) and a career-high four (all solo) in TaxSlayer Bowl win over Kentucky (Dec. 31) ... Tied for third on the team with three special-teams tackles.

2015 (Redshirt Freshman): Played in 10 games, seeing action on special teams ... Made collegiate debut vs. Alcorn State (Sept. 3) ... Did not record any stats.

2014 (True Freshman): Redshirted.

High School: Oneonta H.S., 2014 ... Lettered four seasons under coach Don Jacobs ... Three-star prospect by *247Sports*, *Rivals.com* and *Scout.com* ... Served two years as team captain ... Named all-state and voted one of top 25 players in state of Alabama as a junior ... Earned all-area honors and helped lead Oneonta to Alabama Class 4A state championship games as a sophomore and junior in 2011 and 2012 ... Caught 57 passes for 900 yards as junior while recording 88 tackles with five interceptions (two returned for touchdowns) ... Tore ACL and meniscus during preseason game in 2013 and did not play his entire senior season but remained a team leader for squad that won state championship ... Named to academic honor roll ... Was also member of state championship 4x400-meter relay team in track and member of

basketball team that reached state semifinals.

Personal: Full name is Jalen Ke'shawn Johnson ... Born May 25, 1996 in Birmingham, Ala. ... Son of James and Chastity Johnson ... Has four siblings — Zac, Taya, Gia and Jag ... Chose Georgia Tech because "I can get a great education while playing the sport I love," proximity to home and coaching staff ... Began playing football at age six ... Active in cancer organizations, American Heart Association and Big Brothers/Big Sisters ... Majoring in business administration ... Member of ACC academic honor roll.


CAREER HIGHS

Tackles: 4 vs. Kentucky (Dec. 31, 2016)
Solo Tackles: 4 vs. Kentucky (Dec. 31, 2016)

CAREER STATISTICS

DEFENSIVE

YEAR	G-GS	UT	AT	TT	TFL-YDS	QBS-YDS	FF/FR	PBU	INT-YDS
2014					— REDSHIRT —				
2015	10-0	0	0	0	0.0-0	0.0-0	0/0	0	0-0
2016	11-0	9	1	10	0.0-0	0.0-0	0/0	0	0-0
Career	21-0	9	1	10	0.0-0	0.0-0	0/0	0	0-0




7
LUCAS JOHNSON
QB • 6-3 • 210 • r-Fr.
San Diego, Calif./Mount Carmel

2016 (True Freshman): Redshirted.

High School: Totaled 3,737 yards (2,571 passing, 1,166 rushing) and 40 touchdowns (26 passing, 14 rushing) as a senior, en route to first-team all-California Interscholastic Federation honors ... Powered Mount Carmel H.S. (coach John Anderson) to a 9-4 record as a senior and an appearance in the 2015 CIF Division II state championship game, the school's first title-game appearance in 30 years ... In addition to first-team all-state recognition, was also a first-team all-region honoree and the Palomar League MVP as a senior ... Was starting quarterback for North squad in 2016 Blue-Grey All-American Bowl in Tampa ... Amassed 2,104 total yards (1,456 passing, 648 rushing) and 25 touchdowns (13 passing, 12 rushing) as a junior ... Three-time first-team all-conference honoree ... Holds virtually every school record for a passer, including passing yards, touchdown passes and completion percentage ... Three-year team captain ... Was also a four-year letterwinner and three-year team captain as a shooting guard in basketball ... Two-year letterwinner and one-year team captain as a sprinter in track and field ... President of Mount Carmel's Fellowship of Christian Athletes.

Personal: Full name is Lucas Donnell Johnson ... Born Dec. 3, 1997 ... Son of Lucas "Jackie" and Cathy Johnson ... Has an older sister ... Father, Jackie Johnson, played professional football for the Tampa Bay Buccaneers ... Sister, Alix Johnson, played softball at Arizona State ... Lucas started playing football at age four ... Majoring in business administration.



4
JAY JONES
QB • 6-0 • 188 • r-Fr.
McCalla, Ala./McAdory


2016 (True Freshman): Redshirted.

High School: Rated as a three-star prospect, the No. 18 overall prospect in the state of Alabama and the No. 40 athlete nationally by *Rivals.com* ... Ranked No. 4 among athletes in the state of Alabama by *Scout.com* ... Named honorable-mention all-state, second-team all-metro, second-team all-region and the Birmingham Monday Morning Quarterback Club Outstanding Player of the Year as a senior ... Threw for

RETURNERS

1,781 yards and 21 touchdowns and rushed for 956 yards and 14 scores during senior campaign ... Completed 57-of-97 passes for 1,098 yards and six touchdowns as a junior ... Four-year letterwinner ... Four-time *AL.com* Player of the Week ... Participated in Nike Elite 11 regional event ... Named MVP of National Football Association QB Invitational.

Personal: Full name is Jordan Armani Jones ... Born May 17, 1998 ... Son of Darryl and LaTunya Jones ... Has an older brother, D.J. ... Majoring in mechanical engineering.



11
MATTHEW JORDAN
QB • 6-2 • 208 • r-Jr.
Fairford, Ala./Jackson

2016 (Redshirt Sophomore): Appeared in nine games, primarily as a backup to starting quarterback Justin Thomas ... Made one start in place of Thomas at No. 18 Virginia Tech (Nov. 12) ... Leading an offense that had four starters out of the lineup, Jordan ran 32 times for 121 yards and two touchdowns (all career highs) to lead the Yellow Jackets to a 30-20 victory at VT ... His 32 carries against the Hokies were the most by a Georgia Tech player since Tevin Washington also toted the ball 32 times versus Maryland on Oct. 8, 2011 and tied for the 19th-most single-game rushes in program history ... Also completed two passes for 34 yards in the triumph ... Despite seeing limited playing time outside of the Virginia Tech game, Jordan ranked second on the team and was tied for 16th in the ACC with six rushing touchdowns, due mainly to him often being inserted at quarterback in goal-line situations ... For the season, he rushed 65 times for 243 yards and six touchdowns and completed 3-of-9 passes for 111 yards, one touchdown and one interception.

2015 (Redshirt Freshman): Played in five games ... Finished season with 161 rushing yards and two touchdowns on 37 carries ... Completed 5-of-9 passes for 94 yards with one touchdown ... Made collegiate debut vs. Alcorn State (Sept. 3) ... Rushed three times for 18 yards, including an 11-yard run ... Rushed for career-high 72 yards, including 65-yard TD run, and added 35-yard TD pass vs. Tulane (Sept. 12) ... Ran for 14 yards on two carries at Clemson (Oct. 10) ... Came on in relief of injured Justin Thomas at Miami (Nov. 21) ... Rushed for 60 yards and one touchdown, and threw for 59 yards against Hurricanes.

2014 (True Freshman): Redshirted ... Enrolled at Georgia Tech in January 2014 after graduating from high school in December 2013 and participated in spring practice. ... **High School:** Jackson (Ala.) H.S., December 2013 ... Played four seasons of football -- two years at Jackson Academy under coach Dwain Roberts and two seasons at Jackson H.S. under coach Danny Powell ... Played wide receiver and cornerback at Jackson Academy before moving to quarterback at Jackson H.S. ... Served two years as team captain ... Helped Jackson Academy win state championship in 2011 ... Led Jackson H.S. to regional titles in 2012 and 2013 ... Earned all-state honors ... Three-star recruit by *Rivals.com* ... Ranked 28th-best prospect in Alabama ... Once had 105-yard interception return for touchdown.

Personal: Full name is Matthew Shon Jordan ... Born March 15, 1996 in Mobile, Ala. ... Son of Rodney and Lisa Jordan ... Has one older brother, Ethan ... Chose Georgia Tech because of academics, football and proximity to home ... Began playing football at age four ... Was diagnosed with Type 1 diabetes at the age of 11 ... Has served as a speaker at Camp Kudzu (Rutledge, Ga.) for the past two summers, where he shares his story of being a successful athlete despite being diabetic and encourages young people with diabetes that they too can do whatever they wish while living with the disease, including sports ... Is also active with the American Diabetes Association (serving as the keynote speaker for the ADA's Tour De Cure kickoff party in 2014 and as the closing speaker for the ADA's Father of the Year awards in 2015), the Team Type 1 Foundation (serving as a Global Ambassador), the Diabetes Sports Project, the Juvenile Diabetes Research Fund One Walk and as an informal mentor for several young people living with diabetes ... Graduated from Georgia Tech in May 2017 with bachelor's degree in business administration ... One of three current Georgia Tech football student-athletes that already holds a bachelor's degree (joining J.J. Green and Corey Griffin) ... Two-time member of ACC academic honor roll.

CAREER HIGHS

Completions: 4 at Miami (Fla.) (Nov. 21, 2015)
Pass Attempts: 8 at Miami (Fla.) (Nov. 21, 2015)
Passing Yards: 77 yards vs. Vanderbilt (Sept. 17, 2016)
Passing Touchdowns: 1, twice - last vs. Vanderbilt (Sept. 17, 2016)
Longest Pass: 77 yards vs. Vanderbilt (Sept. 17, 2015)
Rushing Attempts: 32 at No. 18/22 Virginia Tech (Nov. 12, 2016)
Rushing Yards: 121 yards at No. 18/22 Virginia Tech (Nov. 12, 2016)
Rushing Touchdowns: 2, twice - last at No. 18/22 Virginia Tech (Nov. 12, 2016)
Longest Rush: 65 yards vs. Tulane (Sept. 12, 2015)

CAREER STATISTICS

PASSING

YEAR	G-GS	CMP	ATT	YDS	PCT	TD	INT	LG
2014				— REDSHIRT —				
2015	5-0	5	9	94	55.6	1	1	35
2016	9-1	3	9	111	33.3	1	1	77
Career	14-1	8	18	205	44.4	2	2	77

RUSHING

YEAR	G-GS	ATT	YDS	AVG	TD	LG
2014			— REDSHIRT —			
2015	5-0	37	161	4.4	2	65
2016	9-1	65	243	3.7	6	53
Career	14-1	102	404	4.0	8	65



44
SHAUN KAGAWA
DB • 5-11 • 198 • Sr.
Hilo, Hawai'i/Kamehameha

2015 (Junior): Appeared in 12 games as a backup safety and on special teams ... Recorded five tackles ... Had a career-high two tackles against Mercer (Sept. 10).

2015 (Sophomore): Played in 10 games, primarily on special teams ... Finished season with three tackles and one fumble recovery ... Recovered fumble vs. Alcorn State (Sept. 3) ... Talled one tackle vs. Tulane (Sept. 12) ... Had one tackle vs. Pitt (Oct. 17) ... Added solo stop vs. Virginia Tech (Nov. 12).

2014 (True Freshman): Saw action in all 14 games on special teams ... Did not record any stats.

High School: Kamehameha H.S. ... Standout performer in football, basketball, tennis and track and field ... Played four seasons of football for coach Dan Lyons ... Served two years as team captain ... Played just about every skill position ... Led football team to conference championship in 2010 ... Earned first-team all-state honors as utility player in 2013 ... Three-time all-conference selection ... Chosen to play in 2013 Polynesian All-American Game ... Helped basketball team win conference titles in 2011 and 2012 ... Named conference player of the year in basketball in 2012.

Personal: Full name is Shaun Kanealii Kagawa ... Born March 7, 1995 in Knoxville, Tenn. ... Son of Richard and Shirley Kagawa ... Was Georgia Tech's first scholarship player from Hawai'i in at least 20 years ... Is now one of two current Yellow Jackets from the 50th state, as he was joined by freshman offensive lineman Mikey Minihan (Honolulu) on Tech's roster this season ... First played football at age 14 ... Majoring in business administration.


CAREER HIGHS

Tackles: 2 vs. Mercer (Sept. 10, 2016)
Solo Tackles: 2 vs. Mercer (Sept. 10, 2016)
Fumble Recoveries: 1 vs. Alcorn State (Sept. 3, 2015)

CAREER STATISTICS

DEFENSIVE

YEAR	G-GS	UT	AT	TT	TFL-YDS	QBS-YDS	FF/FR	PBU	INT-YDS
2014	14-0	0	0	0	0.0-0	0.0-0	0/0	0	0-0
2015	10-0	2	1	3	0.0-0	0.0-0	0/1	0	0-0
2016	12-0	5	0	5	0.0-0	0.0-0	0/0	0	0-0
Career	36-0	7	1	8	0.0-0	0.0-0	0/1	0	0-0



38
AJANI KERR

DB • 6-0 • 189 • r-Fr.
Powder Springs, Ga./McEachern


2016 (True Freshman): Redshirted.
High School: Second-team all-state honoree as a senior at McEachern H.S. (coach Kyle Hockman) ... Helped lead team to 10-2 overall record and second round of Georgia 6A state playoffs ... Played for three seasons at Whitefield Academy (Mableton, Ga.) before transferring to McEachern for final prep campaign.
Personal: Full name is Ajani Kerr ... Born June 6, 1998 ... Son of Rohon and Mylinda Kerr ... Is the second of three siblings in his family ... Majoring in industrial engineering.



63
CHET LAGOD

OL • 6-0 • 270 • r-Fr.
Marietta, Ga./Marist

2016 (True Freshman): Redshirted.
High School: Earned honorable-mention all-state recognition as a senior ... Also garnered all-county and all-district honors for performance during final prep season at Marist (coach Alan Chadwick) ... Named Marist's most valuable lineman as a senior ... Three-year letterwinner ... Team captain ... Helped lead Marist to district championship as a sophomore in 2013 ... Honor roll student ... Also played one season of lacrosse.
Personal: Full name is Chester Joseph Lagod ... Born Sept. 25, 1997 ... Son of Randy and Ladonna Lagod ... Oldest of three siblings ... Father, Randy, played football at Jacksonville State ... Grandfather, Chester Lagod, was a two-time football all-American at Chattanooga and went on to play for the New York Giants ... Chester Lagod was honored as a member of UTC's All-Century football team in 2003 ... Chet followed in the family tradition and began playing football at age eight ... Majoring in business administration ... Aspires for a career in investment banking ... Member of ACC academic honor roll.




53
JHAZIEL LEE

OL • 6-2 • 277 • So.
Ponchatoula, La./Ponchatoula

2016 (True Freshman): One of six true freshmen that saw playing time for Georgia Tech ... Appeared in 10 games with three starts at left tackle ... After not playing in either of the first two games of the year, made his collegiate debut versus Vanderbilt (Sept. 17) and went on to make his first-career start four games later (Oct. 15 vs. Georgia Southern) ... Also started against Duke (Oct. 29) and at Virginia Tech (Nov. 12) ... Missed home finale versus Virginia (Nov. 19) due to injury ... Contributed to an offensive front that helped pave the way for Georgia Tech to rank ninth nationally in rushing offense (258.1 ypg) and 17th nationally in fewest sacks allowed (1.23 pg).
High School: Ranked as a three-star prospect by ESPN ... Recorded 78 tackles, 19 tackles for loss and five sacks en route to first-team all-district honors as a senior ... Named MVP of 2016 Max Emfinger All-American Bowl Game ... Three-year letterwinner at Ponchatoula H.S. (coach Hank Tierney) ... Helped lead team to 9-4 record and Louisiana 5A state quarterfinals as a senior ... Also lettered in basketball.
Personal: Full name is Jahaziel Letroy Lee ... Born Jan. 4, 1998 in Hammond, La. ... Son of Terrence and Nekesha Lee ... One of five siblings ... Cousin, Reginald Walker,

is a defensive lineman at Kansas State and earned freshman all-America recognition in 2016 ... Cousin, Donovon Campbell, is an offensive lineman at LSU ... Teammate Christian Campbell is also a cousin ... Enjoys playing drums ... Began playing football at age five ... Majoring in business administration.



52
TERRELL LEWIS

LB • 6-2 • 227 • Sr.
Ocoee, Fla./Ocoee

2016 (Junior): Appeared in all 13 games as a linebacker and special-teams contributor ... Made first three starts of his career versus Boston College (Sept. 3), Mercer (Sept. 10) and Duke (Oct. 29) ... Finished the season with 21 tackles, including 3.5 for loss, which were tied for seventh on the team ... Also tied for third on the team with three special-teams tackles (two kick, one punt) ... Came flying out of the gates with nine tackles and two tackles for loss over the first three games (two tackles and a TFL vs. Boston College, four tackles vs. Mercer, three tackles and a TFL vs. Vanderbilt) ... Recorded just one assisted tackle over the next four games before recording a career-high eight stops, including another TFL, against Duke ... Set the tone for Georgia Tech's 30-20 win at No. 18 Virginia Tech (Nov. 12) by forcing a fumble on the opening kickoff that was recovered by the Jackets and led to an early 3-0 lead that they would never relinquish ... Finished with three total tackles in the win at VT ... Also came up with a big play on special teams in TaxSlayer Bowl win over Kentucky (Dec. 31), blocking a punt to set up a field goal at the first half that gave the Yellow Jackets a commanding 20-3 lead en route to a 33-18 victory.

2015 (Sophomore): Played in all 12 games ... Made seven tackles, including six solo stops ... Recorded career-best four tackles (all solo) vs. Alcorn State (Sept. 3) ... Saw action vs. Tulane (Sept. 12), at Notre Dame (Sept. 19) and Duke (Sept. 26) ... Talled one tackle vs. North Carolina (Oct. 3).

2014 (True Freshman): Saw action in 11 games, primarily on special teams ... Did not record any stats.

High School: Ocoee H.S., 2014 ... Played four seasons of football at Ocoee High School under coach Dale Salapa ... Played outside linebacker, defensive end, safety, wide receiver and tight end during career ... Earned all-state honors ... As senior, made 90 tackles, 19 tackles for loss, 11 sacks, four forced fumbles, five pass breakups, one interception and scored four touchdowns.


Personal: Full name is Terrell Ian Lewis ... Parents are Trevor and Nattalie ... Born in Orlando, Fla. ... Has one sibling, Tyler ... Began playing football at age 11 ... Biggest thrill in sports so far was earning scholarship to Georgia Tech ... Chose Georgia Tech for opportunity to get "one of the best degrees in the nation," proximity to home and chance to play in one of nation's best conferences ... Majoring in business administration.

CAREER HIGHS

- Tackles:** 8 vs. Duke (Oct. 29, 2016)
- Solo Tackles:** 7 vs. Duke (Oct. 29, 2016)
- Tackles For Loss:** 1.0, three times - last vs. Vanderbilt (Sept. 17, 2016)
- Forced Fumbles:** 1 at No. 18/22 Virginia Tech (Nov. 12, 2016)
- Pass Breakups:** 1 vs. Duke (Oct. 29, 2016)
- Quarterback Hurries:** 1, twice - last at Pittsburgh (Oct. 8, 2016)
- Blocked Kicks:** 1 vs. Kentucky (punt) (Dec. 31, 2016)

CAREER STATISTICS

DEFENSIVE									
YEAR	G-GS	UT	AT	TT	TFL-YDS	QBS-YDS	FF/FR	PBU	INT-YDS
2014	11-0	0	0	0	0.0-0	0.0-0	0/0	0	0-0
2015	12-0	6	1	7	0.0-0	0.0-0	0/0	0	0-0
2016	13-3	17	4	21	3.5-5	0.0-0	1/0	1	0-0
Career	36-3	23	5	28	3.5-5	0.0-0	1/0	1	0-0



22 CLINTON LYNCH

AB • 6-0 • 190 • r-Jr.
Norcross, Ga./Norcross

2016 (Redshirt Sophomore): Established himself as one of the nation's top dual-threat backs ... Appeared in all 13 games with eight starts at A-back ... Led Georgia Tech in receiving yards (490) and ranked fourth on the team in rushing yards (415) ... Easily led the team in both yards per reception (30.6 – min. five catches) and yards per rush (11.2 – min. five carries) ... Led the ACC in both yards per rush and yards of total offense per play (11.2 avg.) ... Averaged a whopping 17.1 yards per touch – 53 touches (37 rushes, 16 receptions) for 905 yards (415 rushing, 490 receiving) ... Ranked second on the team with eight total touchdowns (six receiving, two rushing) ... 17 of his 53 touches went for 20 yards or more (eight rushes, nine receptions – 32.1 percent) and seven of his 53 touches went for 40 yards or more (two rushes, five receptions – 13.2 percent) ... Six of his eight touchdowns covered 40 yards or more ... Averaged at least 20 yards per touch four times in 12 games ... Had a breakout performance versus Vanderbilt (Sept. 17), averaging 32.8 yards per touch thanks to three carries for 77 yards and two receptions for 87 yards, which included a 77-yard touchdown catch ... Averaged 18.6 yards per touch at Pittsburgh (Oct. 8) with 64 yards on four carries, including a 45-yard touchdown run ... Caught two passes for 81 yards (40.5 avg.), including a 65-yard touchdown catch against Georgia Southern (Oct. 15) ... Hauled in three catches for a career-high 91 yards and two touchdowns (a 46-yarder and the game-winning 21-yarder) in a 38-35 win over Duke (Oct. 29) ... Averaged 22.4 yards per touch with 29 yards on four carries and an 83-yard touchdown reception (the longest of his career) at North Carolina (Nov. 5) ... Averaged 24.0 yards per touch with an 11-yard run and three receptions for 85 yards, including a 54-yard touchdown catch, versus Virginia (Nov. 19) ... Scored Georgia Tech's first touchdown on a 42-yard touchdown run and went on to amass 75 yards on five touches (15.0 avg.) in 28-27 win at Georgia (Nov. 26) in regular-season finale ... Ran for 23 yards on just two carries in TaxSlayer Bowl win over Kentucky (Dec. 31).

2015 (Redshirt Freshman): Played in all 12 games, making six starts ... Finished third on team with 457 rushing yards and five touchdowns on 48 carries ... 9.5 yards per rush average was team best ... Caught 11 passes for 273 yards and three touchdowns ... Tied for team lead with eight total touchdowns scored ... Made collegiate debut vs. Alcorn State (Sept. 3) ... Rushed two times for 17 yards ... In only carry vs. Tulane (Sept. 12), ran for 45-yard TD ... Rushed two times for 25 yards and caught 28-yard pass at Notre Dame (Sept. 19) ... Rushed three times at Duke (Sept. 26) and added 35-yard reception ... Made first career start vs. North Carolina (Oct. 3) ... Rushed for 48 yards on eight touches and caught one pass for 13 yards ... Rushed one time for three yards and caught 50-yard TD pass in start at Clemson (Oct. 10) ... Rushed for 67 yards on seven carries in start vs. Pitt (Oct. 17) ... Added 52 rushing yards on six carries vs. Florida State (Oct. 24) ... Led Jackets with 132 all-purpose yards (63 rushing, 69 receiving) and three touchdowns in road loss at Virginia (Oct. 31) ... Rushed for 61 yards with touchdown and added 51 receiving yards at Miami (Nov. 21) ... Posted career highs for rushing yards (78) and attempts (8) vs. Georgia (Nov. 28).

2014 (True Freshman): Redshirted.
High School: Played four years at Norcross H.S. ... Led Norcross to back-to-back state championships in 2013 and 2014 ... Named second-team Gwinnett All-Star as wide receiver ... Played in Gwinnett All-Star Game.
Personal: Full name is Clinton Haynes Lynch ... Parents are Shelly Haynes and Clinton A. Lynch ... Born Jan. 18, 1996 in Atlanta ... Father played football at Illinois ... Chose Georgia Tech because it's "great school, close to home, and it's located in Atlanta" ... Majoring in business administration .

CAREER HIGHS

- Rushing Attempts:** 8, twice - last vs. Georgia (Nov. 28, 2015)
- Rushing Yards:** 78 yards vs. Georgia (Nov. 28, 2015)
- Rushing Touchdowns:** 1, seven times - last at Georgia (Nov. 26, 2016)
- Longest Rush:** 49 yards at Virginia (Oct. 31, 2015)
- Receptions:** 3, four times - last vs. Virginia (Nov. 19, 2016)
- Receiving Yards:** 91 yards vs. Duke (Oct. 29, 2016)
- Touchdown Receptions:** 2, twice - last vs. Duke (Oct. 29, 2016)
- Longest Reception:** 83 yards at No. 18/17 North Carolina (Nov. 5, 2016)

CAREER STATISTICS

RUSHING

YEAR	G-GS	ATT	YDS	AVG	TD	LG
2014			— REDSHIRT —			
2015	12-6	48	457	9.5	5	49
2016	13-8	37	415	11.2	2	45
Career	25-14	85	872	10.3	7	49

RECEIVING


YEAR	G-GS	REC	YDS	AVG	TD	LG
2014			— REDSHIRT —			
2015	12-6	11	273	24.8	3	50
2016	13-8	16	490	30.6	6	83
Career	25-14	27	763	28.3	9	83



50 JOSEPH MACRINA

LB • 6-0 • 236 • r-Fr.
Suwanee, Ga./Northview


2016 (True Freshman): Redshirted.
High School: Four-year letterwinner earned all-district and all-area honors as a senior ... Amassed 125 total tackles during final prep campaign ... Served as team captain for Northview H.S. (coach Chad Davenport) ... Named Defensive MVP of 2015 Chamber Bowl Senior All-Star Game ... Also a three-year letterwinner and team captain as a designated hitter and catcher for Northview's baseball squad ... Honor-roll student.
Personal: Full name is Joseph Vincent Macrina ... Born Jan. 18, 1998 ... Son of Joseph and Karen Macrina ... Has an older sister ... Father has a master's degree from Georgia Tech ... Started playing football in seventh grade ... Majoring in industrial engineering.



66 ANTONIO MALLARD

LB • 6-1 • 235 • r-Jr.
Ellenwood, Ga./Stockbridge
(Clark Atlanta)

2016 (Junior, Georgia Tech): Practiced with the Yellow Jackets but sat out of game action due to NCAA transfer rules ... Redshirted and has two seasons of eligibility remaining.
2015 (Sophomore, Clark Atlanta): Led team with nine tackles for loss for 34 yards and tied for team lead with four sacks (18 yards) ... Tied for sixth on team with 29 total tackles ... Tied for team lead with seven quarterback hurries ... Broke up one pass ... Recorded at least one tackle behind the line of scrimmage in seven of the eight games he played ... Talled all four of his sacks over the final four games of the season, including one at NCAA Division I FCS Samford.
2014 (True Freshman, Clark Atlanta): Lettered as a true freshman defensive end.
High School: Three-year letterwinner as a defensive end at Stockbridge H.S. (coach Kevin Whitley) ... Named first-team all-county and second-team all-area as a senior ... Invited to participate in 2013 Coalition Bowl all-star game at Georgia Dome ... Helped lead Stockbridge to region championship as a junior in 2012 ... Graduated in top 10 percent of his class.
Personal: Full name is Antonio James Mallard ... Born Nov. 11, 1996 ... Son of Vincente and Carman Mallard ... Is a sneaker collector ... Involved in community outreach at Lindsay Street Baptist Church ... Started playing football at age seven ... Majoring in mechanical engineering ... Aspires for a career as an automotive engineer.



50 ANDREW MARSHALL

OL • 6-4 • 282 • Sr.
Cumming, Ga./West Forsyth


2016 (Junior): Appeared in 11 games, making nine starts (seven at right tackle, two at left tackle) ... Missed two games (Oct. 15 vs. Georgia Southern, Nov. 12 at Virginia Tech) due to injury ... Was a key member of an offensive line that helped pave the way for Georgia Tech to rank ninth nationally in rushing offense (258.1 ypg) and 17th nationally in fewest sacks allowed (1.23 pg) ... Was one of four Yellow Jackets named to the 2016 academic all-ACC football team in recognition of their success on the field and in the classroom.

2015 (Sophomore): Saw action on offensive line in all 12 games.

2014 (True Freshman): Played in 10 games, including final six ACC games ... Aided Tech's offensive line that allowed just 0.79 sacks per game (1st in ACC, 2nd nationally) ... Tech ranked first nationally in rushing offense, posting school-record marks for rushing yards (4,789) and rushing yards per game (342.1).

High School: West Forsyth H.S., 2014 ... Played center under coach Frank Hepler ... Helped West Forsyth win Region 6 6A state championship in 2012-13 ... Named second-team all-state selection at center in 2011 and 2012, and was first-team all-state pick in 2013 ... Also garnered multiple all-region and all-county picks ... Was named team's most valuable player in 2013 ... Standout in the classroom where he was a four-year DECA student and three-time DECA national qualifier ... Lists most memorable athletic accomplishment as beating undefeated Hillgrove in playoffs in 2011.

Personal: Full name is Andrew Douglas Marshall ... Born Sept. 19, 1995 in Jackson, Ala. ... Parents are Sonny and Teresa ... Has two sisters, Lauren and Lindsey ... Began playing football after father convinced him to take up sport at age seven ... Majoring in business administration ... Three-time member of ACC academic honor roll.



16 TAQUON MARSHALL

QB • 5-10 • 180 • Jr.
Hamilton, Ga./Harris County

2016 (Sophomore): Appeared in two games as the Yellow Jackets' third-string quarterback ... Ran twice for 11 yards and a touchdown against Mercer (Sept. 10) ... Completed his only pass of the season — a nine-yarder — against Vanderbilt (Sept. 17).

2015 (True Freshman): Played in nine games at A-back ... Ran for 58 yards on eight carries and caught three passes for 76 yards with a touchdown ... Made collegiate debut vs. Alcorn State (Sept. 3) ... Had one catch for 24 yards and one rush for 18 yards ... Rushed twice for 10 yards and caught 35-yard TD pass against Tulane (Sept. 12) ... Had two carries for 11 yards at Notre Dame (Sept. 19) ... Rushed once for 11 yards and caught one pass for 17 yards at Duke (Sept. 26) ... Rushed once for 14 yards vs. Pitt (Oct. 17).

High School: Lettered three years in football, two years in track and one year in baseball at Harris County High School ... Passed for 1,376 yards and 18 touchdowns and rushed for 1,436 yards and 12 touchdowns as senior ... Named first-team Class 5A all-state as athlete by Georgia Sports Writers Association ... Named 2014 all-Bi-City Offensive Player of the Year ... Named first-team all-region in 2013 and 2014 ... Two-time recipient of Ironman Award (2013, 2014) ... Named first-team all-city by *Columbus Ledger* in 2013 ... Was also an all-region performer in track as a senior, running the 100m in 10.8 seconds.

Personal: Full name is TaQuon Cartorious Marshall ... Born Sept. 20, 1996 in Columbus, Ga. ... Son of William and Tiffany Marshall ... Has one older brother, TieRre ... Majoring in business administration.

CAREER HIGHS

Completions: 1 vs. Vanderbilt (Sept. 17, 2016)
Pass Attempts: 1 vs. Vanderbilt (Sept. 17, 2016)
Passing Yards: 9 yards vs. Vanderbilt (Sept. 17, 2016)
Rushing Attempts: 5 vs. Vanderbilt (Sept. 17, 2016)
Rushing Yards: 18 yards vs. Alcorn State (Sept. 3, 2015)
Longest Rush: 18 yards vs. Alcorn State (Sept. 3, 2015)
Rushing Touchdowns: 1 vs. Mercer (Sept. 10, 2016)
Receptions: 1, three times - last at Duke (Sept. 26, 2015)
Receiving Yards: 35 yards vs. Tulane (Sept. 12, 2015)
Longest Reception: 35 yards vs. Tulane (Sept. 12, 2015)
Touchdown Receptions: 1 vs. Tulane (Sept. 12, 2015)

CAREER STATISTICS

PASSING

YEAR	G-GS	CMP	ATT	YDS	PCT	TD	INT	LG
2015	9-0	0	0	0	00.0	0	0	0
2016	2-0	1	1	9	1.000	0	0	9
Career	11-0	1	1	9	1.000	0	0	9

RUSHING

YEAR	G-GS	ATT	YDS	AVG	TD	LG
2015	9-0	8	58	7.2	0	18
2016	2-0	7	14	4.8	1	11
Career	11-0	15	72	4.8	1	18

RECEIVING

YEAR	G-GS	REC	YDS	AVG	TD	LG
2015	9-0	3	76	25.3	1	35
2016	2-0	0	0	0.0	0	0
Career	11-0	3	76	25.3	1	35



12 CHASE MARTENSON

QB • 6-2 • 215 • r-Jr.
Dunwoody, Ga./Marist


2016 (Redshirt Sophomore): Did not see game action.

2015 (Redshirt Freshman): Did not see game action.

2014 (True Freshman): Redshirted.

High School: Quarterbacked triple-option offense at Marist School under Coach Alan Chadwick ... Rushed for 1,264 yards and threw for 782 yards while accounting for 29 touchdowns (21 rushing, eight passing) as a senior in 2013 ... Helped lead Marist to 11-3 record and regional championship in '13, advancing to 4A state semifinals ... Voted team captain ... Named all-DeKalb County as a senior ... Was also an accomplished prep swimmer ... Earned high school all-America status and swam anchor leg on Marist's state championship 200 medley relay as a senior ... Also served as captain of swimming team.


Personal: Full name is Chase Ryan Martenson ... Born Oct. 29, 1995 ... Son of Marty and Colleen Martenson ... Father played football at NC State from 1982-86 ... Mother was an NC State gymnast ... Began playing football at age seven ... Has three brothers — Austin, Cannon and Cooper ... Chose Georgia Tech based on academics and opportunity to play college football at highest level ... Majoring in business administration ... Member of ACC academic honor roll.



96 CHRIS MARTIN

DL • 6-1 • 284 • r-Fr.
Loganville, Ga./Grayson


2016 (True Freshman): Redshirted.
High School: Rated as a three-star prospect and the nation's No. 86 defensive tackle by *Scout.com* ... Earned second-team all-state and first-team all-county honors after tallying 39 tackles, 11 tackles for loss, five sacks, a pass breakup and three fumble recoveries (one returned for a touchdown) as a senior ... Recorded 35 tackles, four tackles for loss, three sacks, a pass breakup and a forced fumble as a junior ... Selected to participate in the 2015 Georgia North-South All-Star Game and Florida-Georgia High School All-Star Football Game ... Helped lead Grayson H.S. (coach Mickey Conn) to a 13-1 overall record, appearance in the Georgia 6A state semifinals and No. 4 overall final ranking in the state by *MaxPreps* as a senior in 2015.
Personal: Full name is Christopher Jamall Martin ... Born Dec. 23, 1997 ... Son of Bryant and Arlisha Martin ... Has a younger brother, Darius ... Majoring in business administration.



18 ZACH MATTHEWS

DB • 6-2 • 198 • r-Jr.
Suwanee, Ga./Lambert

2016 (Redshirt Sophomore): Saw action in two games on special teams (Sept. 10 vs. Mercer, Sept. 17 vs. Vanderbilt) ... Did not record any statistics.
2015 (Redshirt Freshman): Played in two games ... Made collegiate debut vs. Alcorn State (Sept. 3) ... Did not record any stats.
2014 (True Freshman): Redshirted.
High School: Lettered four years in football for head coach Sid Maxwell at outside LB for Lambert H.S. ... Also lettered four years in track and field for head coach Natalie Leonard, competing in 200m, 400m, 4x400m and long jump ... Captained both teams for one year ... Led Lambert to region runner-up finish in football as senior ... Named 2013 Forsyth County Defensive Player of the Year by *Forsyth County News* ... Also a 6-6A all-region selection as senior ... Recorded eight tackles in North Fulton-Forsyth Touchdown Club Senior Bowl ... Tallied 103 total tackles as senior ... Set school-record in 400m (50.16) and long jump (20-8) as senior, en route to all-region recognition in both events ... Graduated No. 7 out of 563 in senior class ... Member of National Honor Society, Science National Honor Society, BETA Club and Mu Alpha Theta.
Personal: Full name is Zachary Keith Matthews ... Born Nov. 22, 1995 ... Son of Vince and Kim Matthews ... Has one sister, Katherine ... Chose Georgia Tech because of its "outstanding engineering program, large alumni network and opportunity to walk on to football team" ... Majoring in mechanical engineering ... Three-time member of ACC academic honor roll.



95 TYLER MERRIWEATHER

DL • 6-3 • 238 • r-Jr.
Demopolis, Ala./Demopolis

2016 (Redshirt Sophomore): Appeared in four games as a reserve defensive lineman ... Made the most of his limited playing time, recording four tackles in four games ... Had two stops, including being in on a tackle for loss, at No. 18 North Carolina (Nov. 12).


2015 (Sophomore): Redshirted.
2014 (True Freshman): Played in five games ... Recorded two tackles ... Had one tackle at NC State (Nov. 8) ... Recorded one tackle in first collegiate game in season opener against Wofford (Aug. 30).
High School: Played four years of football at Demopolis H.S. under coach Tom Causey ... Was versatile athlete, playing outside linebacker, middle linebacker and defensive end ... Was three-year team captain ... Named honorable-mention all-state as a defensive lineman in 2013 ... Made 41 tackles as a senior, including 20 for loss and three sacks.
Personal: Full name is Tyler Thomas Merriweather ... Born July 1, 1996 ... Son of Malcom and Hattie Merriweather ... Began playing football in sixth grade ... Majoring in business administration ... Member of ACC academic honor roll.

CAREER HIGHS

Tackles: 2 at No. 18/17 North Carolina (Nov. 5, 2016)
Solo Tackles: 1, three times - last vs. Vanderbilt (Sept. 17, 2016)
Tackles for a Loss: 0.5 at No. 18/17 North Carolina (Nov. 5, 2016)

CAREER STATISTICS

DEFENSIVE									
YEAR	G-GS	UT	AT	TT	TFL-YDS	QBS-YDS	FF/FR	PBU	INT-YDS
2014	5-0	1	1	2	0.0-0	0.0-0	0/0	0	0-0
2015	— REDSHIRT —								
2016	4-0	2	2	4	0.5-2	0.0-0	0/0	0	0-0
Career	9-0	3	3	6	0.5-2	0.0-0	0/0	0	0-0



81 ANTONIO MESSICK

WR • 6-3 • 200 • r-Sr.
Fayetteville, Ga. (Fayette County)

2016 (Redshirt Junior): Appeared in eight games, primarily in a special-teams role ... did not record any statistics.
2015 (Redshirt Sophomore): Played in six games ... Returned one kickoff for 13 yards at Duke (Sept. 26).
2014 (Redshirt Freshman): Saw action in five games ... Played against Wofford (Aug. 30), at Tulane (Sept. 6), Pitt (Oct. 25), Virginia (Nov. 1), NC State (Nov. 8) and Florida State (Dec. 6) ... Recorded one catch for 16 yards with TD ... First career catch was 16-yard touchdown reception at NC State (Nov. 8).
2013 (True Freshman): Redshirted.
High School: Fayette County, 2013 ... Played football, basketball and ran track ... Selected to play in Georgia East-West All-Star Game ... Had a 95-yard touchdown run ... Named *Prepstar* all-Southeast Region.
Personal: Born Dec. 21, 1994, in Riverdale, Ga. ... Parents are Kirk and Jeanette Messick ... Has four siblings ... Previously lived in Jonesboro, Ga. ... Began playing football in seventh grade ... Majoring in business administration.

CAREER HIGHS

Receptions: 1 at NC State (Nov. 8, 2014)
Receiving Yards: 16 yards at NC State (Nov. 8, 2014)
Touchdown Receptions: 1 at NC State (Nov. 8, 2014)
Longest Reception: 16 yards at NC State (Nov. 8, 2014)
Kickoff Returns: 1 at Duke (Sept. 26, 2015)
Longest Kickoff Return: 13 yards at Duke (Sept. 26, 2015)


CAREER STATISTICS

RECEIVING

YEAR	G-GS	REC	YDS	AVG	TD	LG
2013		— REDSHIRT —				
2014	5-0	1	16	16.0	1	16
2015	6-0	0	0	0.0	0	0
2016	8-0	0	0	0.0	0	0
Career	19-0	1	16	16.0	1	16

KICKOFF RETURNS

YEAR	G-GS	RET	YDS	AVG	TD	LG
2013		— REDSHIRT —				
2014	5-0	0	0	0.0	0	0
2015	6-0	1	13	13.0	0	13
2016	8-0	0	0	0.0	0	0
Career	19-0	1	13	13.0	0	13



26
DEDRICK MILLS
BB • 5-10 • 227 • So.
Waycross, Ga./Ware County

2016 FRESHMAN ALL-AMERICA (Campus Insiders)

2016 (True Freshman):

One of six true freshmen that saw playing time for Georgia Tech in 2016 ... Named honorable-mention freshman all-America by *Campus Insiders* ... Two-time ACC co-Rookie of the Week (Sept. 17 vs. Vanderbilt, Oct. 1 vs. Miami) ... Became the first Yellow Jacket to be named ACC Rookie of the Week multiple times since Calvin Johnson earned the award four times as a freshman in 2004 ... Appeared in nine games at B-back with seven starts ... Missed three games due to suspensions and one due to injury ... Despite only playing in nine games, led the team with 771 rushing yards and 13 total touchdowns (12 rushing, one receiving) ... Although he played at least four fewer games than his nearest competitors, his 12 rushing touchdowns were tied for third nationally among freshmen ... If he played in enough games to meet the minimum for inclusion in FBS per game stats, he would have ranked second among all freshmen nationally in scoring (8.7 ppg) and fourth among freshmen in rushing (85.7 ypg) ... Rushed for at least 57 yards in eight of the nine games played ... Scored at least one touchdown in eight of the nine games played ... Became the first true freshman to start a season opener for Georgia Tech since WR Tyler Melton in 2008 when he earned the starting assignment at B-back versus Boston College (Sept. 3) ... Capped his collegiate debut in grand fashion, scoring from four yards out with 35 seconds to go to lift the Jackets to a 17-14 win over BC ... Game-winning touchdown run capped an 18-carry, 68-yard day ... After missing the home opener versus Mercer (Sept. 10), became the first true freshman in Paul Johnson's nine seasons as Georgia Tech's head coach to score three touchdowns in a game with TD runs of 15, four and five yards in a 38-7 romp over Vanderbilt (Sept. 17) ... Was a bright spot in a 26-7 loss to Clemson (Sept. 22), running for 75 yards and a score on 16 carries against the No. 5-ranked Tigers ... Once again scored three touchdowns (two rushing, one receiving) against Miami (Oct. 1) ... Ran for 89 yards on 13 carries (6.8 avg.) and scored two touchdowns in win over Georgia Southern (Oct. 15) ... Missed Oct. 29 game vs. Duke due to injury but returned to rush for a then-career-high 132 yards and a touchdown on just 19 carries (6.9 avg.) at No. 18 North Carolina ... Closed the regular season with a fourth-quarter touchdown run in Georgia Tech's come-from-behind 28-27 win at Georgia (Nov. 26) ... Named TaxSlayer Bowl MVP after rushing for a career-high 169 yards and a touchdown in the Yellow Jackets' 33-18 win over Kentucky (Dec. 31) ... 31 carries in bowl win were also a career high ... 169 rushing yards were the most by an ACC player and the seventh-most by any ball-carrier nationwide during the 2016 postseason ... Earned a spot on *ESPN.com's* 2016 ACC all-bowl team.

High School: Standout two-way player that earned *Gwinnett Daily Post* Offensive Player of the Week recognition after rushing for 170 yards and three touchdowns on just 19 carries while also posting five tackles in a win over Brookwood during senior campaign ... Earned first-team all-state honors from the *Atlanta Journal-Constitution* and honorable-mention all-state recognition from the Georgia Sports Writers Association as a linebacker following senior campaign ... Also named Region 3-5A Offensive Player of the Year as a senior ... Recorded 96 tackles, 11 tackles for loss, an interception and

three forced fumbles at linebacker while rushing for 1,211 yards and 22 touchdowns at running back during senior season ... Helped lead Ware County H.S. (coach Franklin Stephens) to 2015 Georgia 5A state semifinals ... Four-year letterwinner started every game of his high-school career ... Rushed for 584 yards en route to being a second-team all-region selection as a junior.

Personal: Full name is Dedrick Deshon Mills ... Born Dec. 27, 1996 ... Son of Sharon Mills ... Is one of four siblings ... Older brother, Kenny, is a member of the U.S. Navy with the rank of Yeoman second class stationed at Naval Station Mayport in Jacksonville, Fla. ... Started playing football at age five ... Majoring in business administration ... Aspires for a career in sports medicine.

CAREER HIGHS

Rushing Attempts: 31 vs. Kentucky (Dec. 31, 2016)
Rushing Yards: 169 yards vs. Kentucky (Dec. 31, 2016)
Rushing TDs: 3 vs. Vanderbilt (Sept. 17, 2016)
Longest Rush: 39 yards at No. 18/17 North Carolina (Nov. 5, 2016)
Receptions: 1, twice - last vs. No. 14 Miami (Fla.) (Oct. 1, 2016)
Receiving Yards: 9 yards vs. No. 14 Miami (Fla.) (Oct. 1, 2016)
Receiving TDs: 1 vs. No. 14 Miami (Fla.) (Oct. 1, 2016)
Longest Reception: 9 yards vs. No. 14 Miami (Fla.) (Oct. 1, 2016)


CAREER STATISTICS

RUSHING

YEAR	G-GS	ATT	YDS	AVG	TD	LG
2016	9-7	152	771	5.1	12	39
Career	9-7	152	771	5.1	12	39

RECEIVING

YEAR	G-GS	REC	YDS	AVG	TD	LG
2016	9-7	2	13	6.5	1	9
Career	9-7	2	13	6.5	1	9



51
BRANT MITCHELL
LB • 6-2 • 236 • Jr.
Knoxville, Tenn./Webb School

2016 (Sophomore): Started all 13 games at middle linebacker ... Named ACC Linebacker of the Week following the Yellow Jackets' 31-17 win over Virginia (Nov. 19) ... Ranked fourth on the team with 71 total tackles, including three for loss, and tied for second on the squad with three takeaways (two interceptions and one fumble recovery) ... Recorded at least three tackles in every game ... Notched six stops in home opener against Mercer (Sept. 10) ... Had a key pass breakup and fumble recovery at Pittsburgh (Oct. 8) ... Went on a late-season tear, totaling 42 tackles over the final five games of the regular season ... Late-season tear started with nine stops (seven solo) versus Duke (Oct. 29) ... Tallied 10 tackles in 30-20 win at No. 18 Virginia Tech (Nov. 12) ... Recorded a career-high 12 tackles and a final-minute interception en route to being named ACC Linebacker of the Week for his performance in home finale against Virginia (Nov. 19) ... Had eight tackles and intercepted a pass on the final play of the game to seal the Jackets' 28-27 win at Georgia (Nov. 26) ... Tallied three solo stops in TaxSlayer Bowl victory over Kentucky (Dec. 31).

2015 (True Freshman): Played in all 12 games, making three starts ... Finished rookie campaign with 36 tackles, 2.5 tackles for loss, one sack and two interceptions ... Made collegiate debut vs. Alcorn State (Sept. 3) ... Tallied three solo tackles and tackle for six-yard loss ... Had one tackle vs. Tulane (Sept. 12) ... Recorded three tackles at Duke (Sept. 26) ... Five tackles and first-career interception at Clemson (Oct. 10) ... Made first career start vs. Pitt (Oct. 17), making five solo stops ... Tallied career-high nine tackles at Virginia (Oct. 31) ... Made four solo stops and scored touchdown on 32-yard interception return vs. Virginia Tech (Nov. 12).

High School: Two-time Tennessee Mr. Football in Division II-A (2013 and 2014) ... Also named all-state and all-region as a junior and senior ... Region MVP as a senior ... 2014 *PrepXtra* Defensive Player of the Year as a senior ... Led Webb School to three Tennessee state championships ... Recorded 97 tackles, eight interceptions (two returned for touchdowns) and one fumble recovery as a senior ... Two-way player also

RETURNERS

played fullback, rushing for 777 yards and 12 total touchdowns during final prep season ... Was also Webb School's punter, averaging 31.5 yards on 19 punts ... Named Defensive MVP of the 2012 state championship game ... Earned both Offensive and Defensive MVP honors in 2014 state championship game after rushing 12 times for 145 yards and three touchdowns and intercepting two passes, one of which he returned 55 yards for a touchdown.

Personal: Full name is Brantly Shane Mitchell ... Born Jan. 30 1997 ... Son of Chris and Beth Mitchell ... Has one older brother, Josh Boles ... Majoring in mechanical engineering ... Member of ACC academic honor roll.


CAREER HIGHS

- Tackles:** 12 vs. Virginia (Nov. 19, 2016)
- Solo Tackles:** 8 vs. Virginia (Nov. 19, 2016)
- Tackles for Loss:** 1.0, five times - last vs. Duke (Oct. 29, 2016)
- Sacks:** 1.0 vs. Georgia (Nov. 28, 2015)
- Interceptions:** 1, four times - last at Georgia (Nov. 26, 2016)
- Pass Breakups:** 1 at Pittsburgh (Oct. 8, 2016)
- Fumble Recoveries:** 1 at Pittsburgh (Oct. 8, 2016)
- Quarterback Hurries:** 1, twice - last at No. 18/17 North Carolina (Nov. 5, 2016)

CAREER STATISTICS

DEFENSIVE

YEAR	G-GS	UT	AT	TT	TFL-YDS	QBS-YDS	FF/FR	PBU	INT-YDS
2015	12-3	25	11	36	2.5-11	1.0-5	0/0	0	2-46
2016	13-13	39	32	71	3.0-4	0.0-0	0/1	1	2-2
Career	25-16	64	43	107	5.5-15	1.0-5	0/1	1	4-48




60
BRAD MORGAN
OL • 6-4 • 288 • r-So.
Woodstock, Ga./Etowah

2016 (Redshirt Freshman): Appeared in all 13 games, primarily in field goal/PAT protection ... Did not record any stats.

2015 (True Freshman): Redshirted... Named Offensive Scout Team Player of the Year.

High School: Lettered three years in football for head coach Dave Svehla ... Named first-team Georgia Class 6A all-state by *Atlanta Journal-Constitution* and Georgia Sports Writers Association ... First-team all-region and all-county as junior and senior ... Named 2014 Offensive Lineman of the Year by Cherokee County Gridiron Club ... Graded out at 93 percent with 101 knockdown blocks as a senior ... Helped lead Etowah to appearance in state semifinals as a senior in 2014 ... Played in inaugural Cherokee County School District Senior Bowl ... Two-year letterwinner in wrestling ... Finished sixth in the state in wrestling as a freshman in 2012 ... Also lettered one year in track and field (shot put, discus) ... Graduated with honors.

Personal: Full name is Jonathan Bradley Morgan ... Born Jan. 18, 1997 in Fairfax, Va. ... Son of Gregg and Beth Morgan ... One of three siblings (all boys) ... Twin brother, Scott, is also an offensive lineman at Georgia Tech ... Started playing football in third grade because "hitting people hard and letting loose seemed fun" ... Is learning to play guitar ... Also enjoys puzzles, reading biographies and fishing ... Majoring in business administration.




59
SCOTT MORGAN
OL • 6-4 • 290 • r-So.
Woodstock, Ga./Etowah

2016 (Redshirt Freshman): Did not see game action.

2015 (True Freshman): Redshirted ... Named Defensive Scout Team Player of the Year before moving to offensive line during spring practice in 2016.

High School: Lettered three years in football for head coach Dave Svehla ... Named first-team Georgia Class 6A all-state by *Atlanta Journal-Constitution* and Georgia Sports Writers Association ... First-team all-region and all-county selection ... Named 2014 Defensive Player of the Year by Cherokee County Gridiron Club ... Tallied 74 tackles, 12 tackles for loss, 7.5 sacks, one interception and five touchdowns as senior ... Played in inaugural Cherokee County School District Senior Bowl ... Also wrestled for three years and lettered one year in track.

Personal: Full name is Gregory Scott Morgan ... Born Jan. 18, 1997 in Fairfax, Va. ... Son of Gregg and Beth Morgan ... One of three siblings (all boys) ... Twin brother, Brad, is also an offensive lineman at Georgia Tech ... Started playing football in third grade ... Is learning to play guitar ... Majoring in business administration.




57
LUCAS PATELLES
LS • 5-8 • 194 • r-Fr.
Fayetteville, Ga./Starr's Mill

2016 (True Freshman): Redshirted.

High School: Tabbed as a top 25 long snapper nationally by Kohl's Football Kicking, Punting and Snapping Camps ... Ranked as Georgia's top 5A long snapper ... Earned four letters as a long snapper at Starr's Mill H.S. (coach Chad Phillips) ... Named team's special-teams MVP as a senior ... Member of National Honor Society and Beta Club.

Personal: Full name is Lucas Patelles ... Born Nov. 22, 1997 ... Son of Lucas and Raelyn Patelles ... Has a younger sister ... Began playing football at age eight ... Majoring in business administration.




14
MARK REW
AB • 6-1 • 198 • r-Fr.
Columbia, S.C./Ben Lippen

2016 (True Freshman): Redshirted.

High School: Versatile athlete earned all-state recognition in football and all-region honors in soccer as a senior ... Not surprisingly, was named Ben Lippen's 2016 Athlete of the Year ... Selected to participate in 2015 South Carolina North-South All-Star Game ... Four-year football letterwinner at Ben Lippen School (coach Derek White) ... Also earned three letters in soccer (midfielder) and one in track and field (100 meters, 200 meters, 4x100-meter relay, long jump) ... Served as team captain for football and soccer squads.

Personal: Full name is Mark Mitchell Rew ... Born March 24, 1998 ... Son of Fred and Paige Rew ... Is the third of four siblings in his family ... Father, Fred, played golf at Clemson ... Enjoys mission work and was selected to lead a mission team in Nicaragua as a high-school student ... Began playing football at age four ... Majoring in business administration.



94
ANREE SAINT-AMOUR
DL • 6-3 • 247 • Jr.
Suwanee, Ga./North Gwinnett

2016 (Sophomore): Saw action in all 13 games as a defensive end, primarily in passing situations ... Finished second on the team with four sacks, despite limited playing time ... Four tackles for loss were good for a tie for fifth on the team ... Best

performance of the season came in a 30-20 win at No. 18 Virginia Tech (Nov. 12) when he notched a career-high two sacks for 15 yards ... Also had sacks against Mercer (Sept. 10) and Duke (Oct. 29) ... Registered three tackles twice – Oct. 1 vs. Miami and Nov. 12 vs. VT ... Had two solo tackles in TaxSlayer Bowl win over Kentucky (Dec. 31) ... 15 of his 16 total tackles were solo stops.

2015 (True Freshman): Played in seven games ... Finished season with eight tackles, 2.0 tackles for loss, one sack and one fumble recovery ... Made collegiate debut vs. Alcorn State (Sept. 3) ... Recorded three tackles and recovered a fumble vs. Tulane (Sept. 12) ... Tallied two tackles for loss and first-career sack vs. Virginia Tech (Nov. 12).

High School: Lettered at North Gwinnett H.S. for head coach Bob Spire ... Team captain as senior ... Totaled 59 tackles, including 24 tackles for loss, 15 hurries, three sacks and four forced fumbles as senior for Region 7-6A champion North Gwinnett H.S. ... Named all-state and all-region as senior ... Had 75 tackles and four sacks as junior ... Played in 2014 Gwinnett County All-Star Game ... Led North Gwinnett to state championship game as junior in 2013.


Personal: Born Sept. 18, 1996 ... Son of Manfred and Frednise Saint-Amour ... Older brother, Manrey, was a four-year starter as an offensive lineman at Georgia Southern ... Majoring in industrial engineering.

CAREER HIGHS

Tackles: 3, three times - last at No. 18/22 Virginia Tech (Nov. 12, 2016)
Solo Tackles: 3, twice - last at No. 18/22 Virginia Tech (Nov. 12, 2016)
Tackles for Loss: 2.0, twice - last at No. 18/22 Virginia Tech (Nov. 12, 2016)
Sacks: 2.0 at No. 18/22 Virginia Tech (Nov. 12, 2016)
Fumble Recoveries: 1, twice - last vs. Boston College (Sept. 3, 2016)
Quarterback Hurries: 1, four times - last vs. Virginia (Nov. 19, 2016)

CAREER STATISTICS

DEFENSIVE									
YEAR	G-GS	UT	AT	TT	TFL-YDS	QBS-YDS	FF/FR	PBU	INT-YDS
2015	7-0	5	3	8	2.0-15	1.0-13	0/1	0	0-0
2016	13-0	15	1	16	4.0-18	4.0-18	0/1	0	0-0
Career	20-0	20	4	24	6.0-33	5.0-31	0/2	0	0-0



1
QUA SEARCY
AB • 5-11 • 174 • r-Jr.
Barnesville, Ga./Lamar County

2016 (Redshirt Sophomore): Appeared in all 13 games with six starts at A-back ... Dual threat ranked fifth on the team with 273 rushing yards and fourth on the squad with 183 receiving yards ... Averaged 5.9 yards per carry, 18.3 yards per catch and 8.1 yards per touch ... Opened the season with three catches for 60 yards (both career highs), including a 22-yard catch on fourth-and-19 with less than three minutes to go that extended what turned out to be Georgia Tech's game-winning touchdown drive in a 17-14 win over Boston College (Sept. 3) ... Accounted for 103 all-purpose yards against Mercer (Sept. 10), including a career-high 91 rushing yards on just seven carries (13.0 avg.) ... 91 rushing yards versus Mercer are the most by a Georgia Tech A-back since Robert Godhigh ran for 123 yards against Clemson on Nov. 14, 2013 ... Closed the regular season with huge plays versus Virginia (Nov. 19) and Georgia (Nov. 26) ... Ran three times for 65 yards (21.7 avg.), including a 60-yard touchdown run in the Jackets' 31-17 win over UVA ... Accounted for 79 yards (40 rushing, 39 receiving) in the win over UGA ... Opened his big day versus Georgia with a 32-yard run on Georgia Tech's second offensive play, which led directly to a GT touchdown ... With the Jackets trailing 27-14 in the fourth quarter, his 39-yard reception was the biggest gain on a touchdown drive that cut the deficit to 27-21 ... Still trailing by six points with less than a minute to play, Searcy took a pitch from QB Justin Thomas, elected not to toss the ball back to Thomas on a throwback but instead pulled it down, raced up the middle towards the goal line, leapt through several converging defenders and into the end zone for a six-yard touchdown run that proved to be the winning points in Tech's 28-27 victory over its archrival ... Capped the season with 38 all-purpose yards in TaxSlayer Bowl victory over Kentucky (Dec. 31), highlighted by a 36-yard reception.

2015 (Redshirt Freshman): Played in three games before suffering season-ending injury at Notre Dame ... Made collegiate debut vs. Alcorn State (Sept. 3) ... Had 31-yard rush and 11-yard reception ... Scored both rushing and receiving TD vs. Tulane (Sept. 12) ... Rushed six times for 35 yards and had 17-yard reception ... Rushed for 10 yards and caught 17-yard pass at Notre Dame (Sept. 19).

2014 (True Freshman): Redshirted.

High School: Three-sport standout and four-year football letterwinner at Lamar County H.S. (coach Franklin Stephens) ... Also played basketball and ran track ... Played wide receiver on offense and in secondary on defense ... Recorded 576 receiving yards, 233 rushing yards, a team-best 88 tackles, six pass breakups, five interceptions and accounted for 11 touchdowns (four receiving, two rushing, two on interception returns, two on kick returns and one passing) as a senior ... Helped lead LCHS to 14-1 record and runner-up finish in state playoffs.

Personal: Full name is Micquavius Jordell Searcy ... Born Jan. 7, 1996 in Griffin, Ga. ... Parents are Walter and Amanda Williams ... Has six siblings and step-siblings – Gregory Boggs, Kenya Williams, Kadeem Williams, Latonya Searcy, Lakeisha Searcy and Dontavious Searcy ... Began playing football at age nine ... Majoring in business administration.

CAREER HIGHS

Rushing Attempts: 8 at Georgia (Nov. 26, 2016)
Rushing Yards: 91 yards vs. Mercer (Sept. 10, 2016)
Rushing Touchdowns: 1, three times - last at Georgia (Nov. 26, 2016)
Longest Rush: 60 yards vs. Virginia (Nov. 19, 2016)
Receptions: 3 vs. Boston College (Sept. 3, 2016)
Receiving Yards: 60 yards vs. Boston College (Sept. 3, 2016)
Touchdown Receptions: 1 vs. Tulane (Sept. 12, 2015)
Longest Reception: 39 yards at Georgia (Nov. 26, 2016)
Punt Returns: 1 vs. Alcorn State (Sept. 3, 2015)

CAREER STATISTICS

RUSHING						
YEAR	G-GS	ATT	YDS	AVG	TD	LG
2014	— REDSHIRT —					
2015	3-0	13	76	5.8	1	31
2016	13-6	46	273	5.9	2	60
Career	16-6	59	349	5.9	3	60

RECEIVING						
YEAR	G-GS	REC	YDS	AVG	TD	LG
2014	— REDSHIRT —					
2015	3-0	3	45	15.0	1	17
2016	13-6	10	183	18.3	0	39
Career	16-6	13	228	17.5	1	39



29
JOSH SELEMBO
DB • 6-3 • 185 • r-Jr.
Roswell, Ga./Roswell

2016 (Redshirt Sophomore): Did not see game action.


2015 (Redshirt Freshman): Did not see game action.

2014 (True Freshman): Redshirted.

High School: Played four seasons as free safety and wide receiver at Roswell H.S. (coach John Ford) ... Served as team captain as a junior and senior ... Played in 2014 North Fulton/Forsyth all-star game.

Personal: Full name is Joshua David Selembo ... Born Dec. 7, 1995 ... Son of David and Jenelle Selembo ... Has two siblings, Taylor and Ashley ... Father, David, graduated from Georgia Tech in 1989 ... Majoring in business administration ... Three-time member of ACC academic honor roll.

RETURNERS



93
ANTONIO SIMMONS
DL • 6-3 • 246 • Sr.
Jacksonville, Fla./University Christian School

2016 (Junior): Appeared in all 13 games as a key reserve at defensive end ... tallied 32 total tackles, good for second on the team among non-starters (behind only special-teams ace Chase Alford's 33) ... Despite limited playing time, ranked second on the team with 5.5 tackles for loss and led the squad with 12 quarterback hurries ... opened the season with five tackles, two tackles for loss, a sack and a forced fumble against Boston College (Sept. 3) ... Bookended a four-game homestand with tackles for loss against Mercer (Sept. 10) and Miami (Oct. 1) ... Set a career high with six tackles, including another TFL, at Pittsburgh (Oct. 8) ... Recorded 11 of his 12 QB hurries during a six-game span from Sept. 10 (Mercer) through Oct. 15 (Georgia Southern) ... Closed the regular season with 11 tackles over the final four games, including four apiece at No. 18 Virginia Tech (Nov. 12) and versus Virginia (Nov. 19) ... was in on a tackle for loss in TaxSlayer Bowl win over Kentucky (Dec. 31).

2015 (Sophomore): Played in 11 games, making three starts ... Finished season with 13 tackles, 3.0 tackles for loss, one sack, and one forced fumble ... Recorded two tackles, one sack and forced fumble vs. Alcorn State (Sept. 3) ... Added two tackles vs. Tulane (Sept. 12) ... Had two tackles, one TFL and one QB hurry at Notre Dame (Sept. 19) ... Made two solo stops and tackle for loss of four yards at Duke (Sept. 26) ... Made one solo stop and one pass breakup vs. North Carolina (Oct. 3).

2014 (True Freshman): Played in eight games ... Had five tackles, including three solo and half-tackle for loss ... Registered career-high four tackles, including half-tackle for loss of two yards, vs. Clemson (Nov. 15) ... Recorded first career tackle at NC State (Nov. 8).

High School: Played one season of football under coach David Peland at University Christian School ... Had monster senior season with 50 tackles, 19.0 tackles for loss and 29.0 sacks ... Best single-game performances included five-sack effort vs. Carrollwood Day and six sacks vs. Florida A&M High ... Also blocked punt ... Offensively, finished year with six catches for 108 yards (18.0 avg.) and one touchdown ... Named all-state and all-district as a senior ... Helped team to 9-3 record in 2013, including 4-0 mark in district play.


Personal: Full name is Antonio Maurice Simmons ... Born Feb. 10, 1996 ... Son of Antonio and Tonya Simmons ... Has three siblings ... Related to former Georgia Tech teammates Marcus Allen and Chris Milton (now a member of the Indianapolis Colts) ... Began playing football at age six ... Chose Georgia Tech in part because of family atmosphere on team, its proximity to home and because of football atmosphere ... Majoring in business administration.

CAREER HIGHS

Tackles: 6 at Pittsburgh (Oct. 8, 2016)
Solo Tackles: 4, twice - last at Pittsburgh (Oct. 8, 2016)
Tackles For Loss: 2.0 vs. Boston College (Sept. 3, 2016)
Sacks: 1.0, twice - last vs. Boston College (Sept. 3, 2016)
Pass Breakups: 1 vs. North Carolina (Oct. 3, 2015)
Forced Fumble: 1, twice - last vs. Boston College (Sept. 3, 2016)
Quarterback Hurries: 3 vs. No. 14 Miami (Fla.) (Oct. 1, 2016)

CAREER STATISTICS

DEFENSIVE										
YEAR	G-GS	UT	AT	TT	TFL-YDS	QBS-YDS	FF/FR	PBU	INT-YDS	
2014	8-0	3	2	5	0.5-2	0.0-0	0/0	0	0-0	
2015	11-3	8	5	13	3.0-13	1.0-5	1/0	1	0-0	
2016	13-0	23	9	32	5.5-12	1.0-4	1/0	0	0-0	
Career	32-3	34	16	50	9.0-27	2.0-9	2/0	1	0-0	



6
LAMONT SIMMONS
DB • 6-2 • 194 • r-Jr.
Jacksonville, Fla./Raines
(Southern California)

2016 (Redshirt Sophomore, Georgia Tech): Saw action in all 13 games and made two starts at cornerback in place of injured starter Step Durham (Oct. 1 vs. Miami, Oct. 8 at Pittsburgh) ... Recorded 19 tackles (12 solo) ... Notched multiple stops in 6-of-12 games ... Tallied a career-high four tackles, forced a fumble and broke up a pass against No. 5 Clemson (Sept. 22) ... Had three stops against Duke (Oct. 29) ... broke up a pass in each of the final two games of the regular season versus Virginia (Nov. 19) and at Georgia (Nov. 26).

2015 (Redshirt Freshman, Georgia Tech): Participated in spring drills at USC in 2015 ... Transferred to Georgia Tech from USC in July 2015 ... Sat out 2015 season to satisfy NCAA transfer rules.

2014 (True Freshman, USC): Redshirted.

High School: Lettered four years as a defensive back and wide receiver at Raines H.S. (senior year) and Lee H.S. (freshman, sophomore and junior years) in Jacksonville, Fla. ... Made 2013 *Jacksonville Times-Union* Super 24 as senior cornerback, running back and wide receiver at Raines ... Recorded 30 tackles, one interception and four pass deflections as a senior.

Personal: Full name is Lamont Jason Simmons Jr. ... Born Oct. 7, 1995 ... Mother is Shantel Williams ... Uncle, Rodney Lewis, played college football at then-Memphis State from 1986-90 ... Majoring in business administration.

CAREER HIGHS

Tackles: 4 vs. No. 5/3 Clemson (Sept. 22, 2016)
Solo Tackles: 3 vs. No. 5/3 Clemson (Sept. 22, 2016)
Pass Breakups: 1, three times - last at Georgia (Nov. 26, 2016)
Forced Fumbles: 1 vs. No. 5/3 Clemson (Sept. 22, 2016)

CAREER STATISTICS

DEFENSIVE										
YEAR	G-GS	UT	AT	TT	TFL-YDS	QBS-YDS	FF/FR	PBU	INT-YDS	
2014										— REDSHIRT AT USC —
2015										— SAT OUT DUE TO NCAA TRANSFER RULES —
2016	13-2	12	7	19	0.0-0	0.0-0	1/0	3	0-0	
Career	13-2	12	7	19	0.0-0	0.0-0	1/0	3	0-0	



78
TREY SMITH
OL • 6-4 • 270 • r-Jr.
Marietta, Ga./Hillgrove


2016 (Redshirt Sophomore): Did not see game action.

2015 (Redshirt Freshman): Did not see game action.

2014 (True Freshman): Redshirted.

High School: Lettered four years as offensive lineman for head coach Phil Ironside at Hillgrove H.S. ... Played in Cobb Senior Bowl VII.


Personal: Full name is Murry Dan Smith III ... Son of Dan and Barb Smith ... Born June 14, 1995 ... Has two sisters — Tessa and Heather ... Father, Dan, was kicker for Georgia Tech from 1974-76 ... Didn't start playing football until age 14 ... Majoring in international affairs ... Three-time member of ACC academic honor roll.



87 QUENTIN SPEAR

WR • 6-3 • 202 • r-Fr.
Atlanta, Ga./KIPP Atlanta Collegiate

2016 (True Freshman): Redshirted.
High School: Two-sport all-region honoree ... Earned all-region recognition as an outside linebacker/strong safety at KIPP Atlanta Collegiate (coach Lester Jordan) ... Recorded 75 tackles and four forced fumbles on defense and hauled in three touchdown catches on offense as a senior ... Served as team captain for final two prep campaigns ... Also an honorable-mention all-region selection in basketball.
Personal: Full name is Quentin Demetrious Spear II ... Born Dec. 3, 1997 ... Son of Quentin and Celeste Spear ... Majoring in mechanical engineering.



83 BRAD STEWART

WR • 6-1 • 197 • Jr.
Savannah, Ga./Benedictine Military School

2016 CoSIDA FIRST-TEAM ACADEMIC ALL-DISTRICT
2016 (Sophomore): Started all 13 games at wide receiver ... Earned first-team CoSIDA Academic All-District recognition in honor of his achievements on the field and in the classroom ... Ranked second on the team with 19 receptions and third with 382 receiving yards ... Also served as the Jackets' primary punt returner and averaged 11.5 yards per return over 11 attempts ... If he had enough attempts to qualify for the NCAA rankings (min.: 16), would have ranked 10th nationally in punt-return average ... Caught at least one pass in 11-of-13 games ... Twice matched a career high with three receptions -- Oct. 8 at Pittsburgh (46 yards) and Oct. 29 vs. Duke (70 yards) ... hauled in two receptions for a career-high 87 yards in regular-season finale at Georgia (Nov. 26) ... His career-long 64-yard catch in the second quarter at UGA led directly to Georgia Tech's second touchdown of the day ... In the fourth quarter, his 23-yard reception kickstarted a 94-yard touchdown drive that cut Georgia's lead to 27-21 and lit the fire for what would become a rally from a 13-point deficit and a thrilling 28-27 win over UGA ... Caught two passes for 10 yards in TaxSlayer Bowl victory over Kentucky (Dec. 31) ... Was one of four Yellow Jackets named to the 2016 academic all-ACC football team in recognition of their success on the field and in the classroom.
2015 (True Freshman): Played in all 12 games, making five starts ... Finished rookie campaign with seven catches for 93 yards ... Made collegiate debut vs. Alcorn State (Sept. 3) ... Caught first career pass - 13-yard reception - vs. Tulane (Sept. 12) ... Saw action at Notre Dame (Sept. 19) ... Made first career start at Duke (Sept. 26) ... Caught three passes for 45 yards vs. North Carolina (Oct. 3) ... Caught 36-yard pass on fourth-down late in fourth quarter vs. Florida State (Oct. 24).
High School: Won 2014 and 2015 Ashley Dearing Award, which recognizes Savannah's most versatile male high-school athlete ... Was three-sport standout at Benedictine Military School ... Lettered four years in football for head coach Danny Britt at wide receiver and defensive back ... Team captain as a senior ... Lettered four years in basketball for head coach Doug Willet at shooting guard ... Was also team captain on the hardwood as senior ... Lettered four years in baseball for head coach Kevin Farmer as center fielder ... Helped lead football and baseball teams to state championships in 2014 ... Hauled in 68 passes for 1,394 yards and 18 touchdowns during final gridiron campaign ... Named first-team all-America by *MaxPreps* and first-team all-state as senior ... Three-time all-district and all-area selection ... Also garnered all-district and all-area recognition in both basketball and baseball ... Student Body President as senior ... Vice President of National Honor Society ... Member of High Honor Roll all four years ... Ranked third in class with 4.3 GPA.
Personal: Full name is Eugene Brandon Stewart II ... Born Sept. 27, 1996 ... Son of Brandon and Wendy Stewart ... Has one younger sister, Sarah, and one younger brother, Gavin ... Sister, Sarah, is a freshman volleyball student-athlete at Mercer ...

grandfather, Jim Walsh Sr., played football at Auburn (1954-56) and uncle, Jim Walsh Jr., played football at South Carolina (1981-84) ... Lists academics as his top reason for attending Georgia Tech ... Majoring in mechanical engineering.

CAREER HIGHS


Receptions: 3, three times - last vs. Duke (Oct. 29, 2016)
Receiving Yards: 87 yards at Georgia (Nov. 26, 2016)
Longest Reception: 64 yards at Georgia (Nov. 26, 2016)
Rushing Attempts: 1, twice - last at Pittsburgh (Oct. 8, 2016)
Punt Returns: 2, three times - last at No. 18/22 Virginia Tech (Nov. 12, 2016)
Punt Return Yards: 43 yards vs. No. 14 Miami (Fla.) (Oct. 1, 2016)
Longest Punt Return: 26 yards vs. No. 14 Miami (Fla.) (Oct. 1, 2016)

CAREER STATISTICS

RECEIVING						
YEAR	G-GS	REC	YDS	AVG	TD	LG
2015	12-5	7	93	13.3	0	36
2016	13-13	19	382	20.1	0	64
Career	25-18	26	475	18.3	0	64

RUSHING						
YEAR	G-GS	ATT	YDS	AVG	TD	LG
2015	12-5	1	(-10)	(-10.0)	0	0
2016	13-13	1	(-4)	(-4.0)	0	0
Career	25-18	2	(-14)	(-7.0)	0	0


PUNT RETURNS						
YEAR	G-GS	RET	YDS	AVG	TD	LG
2015	12-5	1	7	7.0	0	7
2016	13-13	11	126	11.5	0	26
Career	25-18	12	133	11.1	0	26



67 JAKE STICKLER

OL • 6-5 • 291 • r-Jr.
Bradenton, Fla./Manatee

2016 (Redshirt Sophomore): Saw action in eight games as a reserve offensive lineman ... Became a regular on Georgia Tech's field goal/PAT units in the second half of the regular season.
2015 (Redshirt Freshman): Played in two games ... Made collegiate debut vs. Alcorn State (Sept. 3) ... Saw action vs. Tulane (Sept. 12).
2014 (True Freshman): Redshirted.
High School: A three-year starter at Manatee H.S. (coach Joe Kinnan) ... Played both offensive tackle and tight end ... Helped team win Florida 7A state championship as a sophomore in 2011 ... Part of offensive line that helped Manatee average 323 yards per game rushing and score 47 rushing touchdowns as a senior in 2013 ... Team went 11-1 in 2013.
Personal: Full name is Jacob Sean Stickler ... Born Feb. 28, 1996 ... Son of Sean Stickler and Jennifer Hale ... Has three younger siblings -- sisters, Jordan and Makenna, and brother, Griffin ... Father, Sean, played football at UCF ... Jake began playing football at age five when he joined flag football team ... Participated in school's orchestra for seven years ... Can play seven musical instruments ... Chose Georgia Tech in part because of academic prestige that comes from earning Tech degree ... Majoring in literature, media and communication.



47 BRADY SWILLING

BB • 6-2 • 210 • r-Sr.
Chatsworth, Ga./North Murray

2016 (Redshirt Junior): Did not see game action as a reserve quarterback.

2015 (Redshirt Sophomore): Played in two games as a B-back ... Amassed 67 rushing yards on 13 carries with one touchdown ... Made collegiate debut vs. Alcorn State (Sept. 3) ... Rushed seven times for 18 yards with one TD ... Rushed six times for 49 yards vs. Tulane (Sept. 12).

2014 (Redshirt Freshman): Did not see game action.

2013 (True Freshman): Redshirted.

High School: Played quarterback for four years at North Murray H.S. (coach David Gann) ... Served two years as team captain for school that was established in 2009 ... Earned all-area, all-region and honorable-mention all-state honors as a senior ... Played in North/Central All-Star Game ... Passed for 1,519 yards and rushed for 1,500 yards as a senior ... Rushed for 12 touchdowns and passed for 11 TDs as a senior ... Rushed for 238 yards in one game ... Also played basketball and ran track for four years ... Was regional champion and finished third in state in high jump as a junior in 2012 ... Also won regional title in high jump as a senior in 2013.

Personal: Full name is Brady Keith Swilling ... Born Nov. 3, 1994 in Dalton, Ga. ... Son of Keith and Tracy Swilling ... Has one sibling, Kelsey ... Father, Keith, played football at Furman in late 1980s ... Uncle, Hugh, played quarterback for Paladins in early 1990s ... Began playing football at age nine ... Majoring in business administration.

CAREER HIGHS

Rushing Attempts: 7 vs. Alcorn State (Sept. 3, 2015)

Rushing Yards: 49 yards vs. Tulane (Sept. 12, 2015)


Rushing Touchdowns: 1 vs. Alcorn State (Sept. 3, 2015)

Longest Rush: 27 yards vs. Tulane (Sept. 12, 2015)

CAREER STATISTICS

RUSHING

YEAR	G-GS	ATT	YDS	AVG	TD	LG
2013		— REDSHIRT —				
2014		— DID NOT PLAY —				
2015	2-0	13	67	5.2	1	27
2016		— DID NOT PLAY —				
Career	2-0	13	67	5.2	1	27



32 CHRIS TURNER

AB • 6-0 • 188 • r-So.
Milton, Ga./Milton

2016 (Redshirt Freshman): Did not see game action.

2015 (True Freshman): Redshirted.

High School: Lettered two years at Milton H.S. for head coach Howie DeCristofaro ... Played running back ... Team captain as senior ... Named honorable-mention 5-5A all-region as a senior in 2014.

Personal: Full name is Christopher M. Turner ... Born Oct. 26, 1996 in Detroit, Mich. ... Son of Michael and Janet Turner ... Has one older brother, Benjamin ... Chose Georgia Tech because of prestige, tradition, education and proximity to home ... Majoring in business administration.




47 SHEA UNDERWOOD

PK • 5-10 • 168 • r-Fr.
Young Harris, Ga./Town County

2016 (True Freshman): Redshirted.

High School: Decorated special-teams performer earned all-America honors from *Kicking World* as a punter following senior campaign ... Also named an all-state punter by Oglethorpe Kicking Academy ... Two-time all-region honoree as a kicker and punter ... Selected to participate in 2015 Georgia North-South All-Star Game and Fellowship of Christian Athletes East-West All-Star Game ... Set new school record with 48-yard field goal as a senior, breaking the record that he set with a 46-yarder as a sophomore ... Versatile athlete also contributed at running back, wide receiver and safety ... Scored a 60-yard touchdown on first-career carry as a sophomore in 2013 ... Earned four letters and was a two-year captain in both football and soccer ... Class valedictorian ... Served as class officer ... Participated in 2015 Washington Youth Tour ... Earned second place in Future Business Leaders of America's state entrepreneurship competition.

Personal: Full name is Shea Brian Underwood ... Born Feb. 6, 1998 ... Son of Brian and Mildred Underwood ... Has an older brother ... After spending much of his youth focusing on soccer, began playing football in eighth grade ... Is an active member of his church ... Enjoys fishing and mountain biking ... Majoring in industrial engineering.




98 TYLER VERNON

DL • 6-3 • 231 • r-Fr.
Hoschton, Ga./Mill Creek

2016 (True Freshman): Redshirted.

High School: Named second-team all-state, first-team all-county and first-team all-region after leading Gwinnett County and setting a single-season school record with 17 sacks as a senior ... 17 sacks in 2015 broke his own school record of 14 that he compiled as a junior ... Also holds single-game school record with five sacks ... Helped lead Mill Creek H.S. (coach Shannon Tarvis) to back-to-back region championships as a junior and senior ... Lettered three times in both football and track and field in both the shot put and discus.

Personal: Full name is Tyler Nicholas Vernon ... Born Oct. 5, 1997 ... Son of Paul and Anita Vernon ... Has a younger brother ... Cousin, Blake Wood, was an all-ACC pitcher at Georgia Tech and is currently a member of the Cincinnati Reds ... Tyler started playing football at age six ... Majoring in biology.



24 BRYCE VICKERS


DB • 6-0 • 192 • r-Fr.
Nashville, Tenn./Father Ryan

2016 (True Freshman): Redshirted.

High School: Played wide receiver, running back, quarterback, safety and cornerback at Father Ryan H.S. (coach Bruce Lussier) ... Named all-region as a wide receiver following senior campaign ... Led division in all-purpose yardage as a senior ... Selected to participate in 2016 Tennessee-Kentucky Border Bowl ... Track standout was part of state-champion 4x200-meter relay team ... Was an honor-roll student throughout high school ... Served as president of the Nashville chapter of Jack

and Jill of America.

Personal: Full name is Bryce Kelvin Vickers ... Born July 21, 1998 ... Son of Frank and Mia Vickers ... Has a younger sister ... Father, Frank, ran track at Memphis ... Enjoys stepping and lists his most memorable non-athletic accomplishment as winning the Jack and Jill step show in 2014 ... Began playing football at age 10 ... Majoring in civil engineering ... Aspires for a career in architecture or acting.



21 QUAIDE WEIMERSKIRCH

BB • 6-0 • 217 • r-So.
Pace, Fla./Pace

2016 (Redshirt Freshman): Appeared in seven games as a reserve B-back and on special teams ... Rushed one time for zero yards against Mercer (Sept. 10).

2015 (True Freshman): Redshirted ... Was one of four signees to enroll early in January 2015 ... Participated in spring drills.

High School: Lettered three years in football as a running back ... Two-time first-team Florida Class 6A all-state selection ... Also a two-time all-Panhandle, all-region and all-district honoree ... Two-time *Pensacola News Journal* Offensive Player of the Year ... Named Regional Elite Underclassman of the Year as a sophomore in 2012 ... Helped Lead Pace to district title while setting school records for single-game (451) and single-season (2,308) rushing yards as junior ... Rushed for 1,792 yards and 23 touchdowns as senior ... Owns school's career records rushing yards (4,865), rushing TDs (59), all-purpose yards (5,983) and kick returns for TDs (3) ... Also lettered twice in track and once in baseball (center fielder) ... Voted homecoming king as a senior ... Honor roll student and member of athletic council.

Personal: Full name is Quaide Braxton Weimerskirch ... Born July 23, 1996 in Lafayette, Ind. ... Son of Todd and Carrie Weimerskirch ... Youngest of four children ... Has two older sisters — Kristi and Shawna — and one older brother, Colton ... Majoring in business administration ... Member of ACC academic honor roll.


CAREER HIGHS

Rushing Attempts: 1 vs. Mercer (Sept. 10, 2016)

CAREER STATISTICS

RUSHING

YEAR	G-GS	ATT	YDS	AVG	TD	LG
2015			— REDSHIRT —			
2016	7-0	1	0	0.0	0	0
Career	7-0	1	0	0.0	0	0



74 JOSH WHITE


DL • 6-4 • 240 • r-Fr.
Marietta, Ga./Walton

2016 (True Freshman): Redshirted.

High School: Despite playing the position for only one season, was ranked as the No. 13 defensive end in the state of Georgia by *Scout.com* ... Earned all-county recognition as a senior ... Recorded five sacks versus South Gwinnett in first game at DE as a senior in 2015 ... Began high-school career as a very successful quarterback, garnering scholarship offers as a signal-caller before moving to defensive end and tight end prior to final prep campaign ... Earned four letters and was a team captain at Walton H.S. (coach Mo Dixon).

Personal: Full name is Joshua Elijah White ... Born March 5, 1998 ... Son of Danny and Tara White ... Youngest of three siblings ... Father, Danny, played football at Army West Point ... Brother, Chivas, played football at Miles College ... Father earned an MBA from Georgia Tech ... Inspired by his brother's football success, Josh began playing the game at age four ... Is an active member of Fellowship of Christian

Athletes ... Majoring in business administration ... Aspires to be the CEO of a major company.



69 NICK WILLIAMS


DL • 6-2 • 273 • r-So.
Johns Creek, Ga./Chattahoochee

2016 (Redshirt Freshman): Did not see game action.

2015 (True Freshman): Redshirted.

High School: Lettered four years as an offensive and defensive lineman at Chattahoochee H.S. (coach Terry Crowder) ... Served as team captain for one year ... Member of Chattahoochee's 2011 regional championship team ... Named first-team all-region and all-county as a senior in 2014 ... Played in 2014 North Fulton-Forsyth Touchdown Club All-Star Game ... Became varsity starter at the age of 14 ... Also lettered in wrestling.

Personal: Full name is Nicholas Michael Williams ... Born Aug. 18, 1996 in Cleveland, Ohio ... Son of Michael and Ceray Williams ... Has one younger brother, Chris ... Chose Georgia Tech because of its "great history of academic and athletic success, the coaching staff, and family atmosphere" ... Hobbies include playing guitar and badminton ... Majoring in industrial engineering ... Member of ACC academic honor roll.



61 CASEY WILSON

LS • 6-2 • 218 • r-Jr.
Tucker, Ga./Saint Pius X


2016 (Redshirt Sophomore): Appeared in all 13 games as Georgia Tech's starting long snapper ... Did not have an errant snap all season.

2015 (Redshirt Freshman): Played in all 12 games as long snapper on punts ... Made collegiate debut vs. Alcorn State (Sept. 3).

2014 (True Freshman): Redshirted.

High School: Lettered three years at St. Pius X H.S. (coach Paul Standard) ... Listed as a Top 12 long snapper by Rubio Long Snapping in 2014 ... Also earned three letters in lacrosse.

Personal: Full name is Casey Joseph Wilson ... Born Aug. 23, 1995 ... Son of Tim and Carol Wilson ... Has two older brothers, Timmy and Patrick ... Patrick played football at Gardner-Webb ... Brother, Timmy, and uncle, Tom, also attended Georgia Tech ... Majoring in business administration.




59 JERROD ABEЕ

LS • 6-1 • 195 • Fr.
Gainesville, Ga./Lakeview Academy

High School: Four-year letterwinner played a multitude of positions for head coach Matthew Gruhn ... Set a school record with four touchdown receptions in a game ... Two-year captain ... Selected to participate in 2017 FCA East-West All-Star Game ... Also lettered three times and was a two-year captain in soccer ... Holds school record with 26 career shutouts as a soccer goalkeeper ... Also lettered in swimming ... Set school record for power clean, which he lists as his most memorable athletic accomplishment ... Outstanding student was on Headmaster's List all four years, member of Beta Club, math honors society, music honors society and thespian honor society, three-year Fellowship of Christian Athletes group leader, winner of service distinction award, physical education award and Jackson Strickland Award of Excellence and graduated with honors.

Personal: Full name is Jerrod William Abее ... Born Sept. 5, 1998 in West Palm Beach, Fla ... Son of David and Susan Abее ... Has an older brother and a younger sister ... Enjoys playing music and competitive power lifting ... Started playing football in second grade ... Majoring in biochemistry ... Aspires to be an orthopedic surgeon.




92 CORTEZ ALSTON

DL • 6-3 • 247 • Fr.
Atlanta, Ga./Westminster

High School: Rated as a three-star prospect by ESPN, *247Sports*, *Rivals* and *Scout* ... Named first-team all-region as a senior ... Three-time all-area selection ... Helped lead Westminster to 10 wins and regional championship in final prep season ... Played both offensive and defensive line ... Four-year letterwinner and team captain ... Coached by Gerry Romberg ... Also lettered twice in track and field.

Personal: Full name is Cortez Marquis Alston ... Born March 11, 1999 ... Son of Marquis and Aishia Alston ... Started playing football at age six ... Majoring in business marketing ... Aspires to own his own business.




4 ZANE ASHLEY

ATH • 6-1 • 180 • Fr.
Suwanee, Ga./Peachtree Ridge

High School: Four-year letterwinner was named third-team all-state and first-team all-region and all-county as a strong safety following senior season ... Served as team captain as a senior ... Coached by Mark Fleetwood ... Selected to participate in Gwinnett County all-star game ... Carried a 4.0 grade point average throughout his high-school career and ranked in top 30 in his class.

Personal: Full name is Zane Jack Ashley ... Born Jan. 18, 1999 in Miami ... Son of Curt Ashley and Eve Coffey ... Has two siblings — Alex and Nicole ... Father, Curt, played safety at UCF ... Uncle, Erik Watts, played quarterback at Louisville ... Grandfather, Bill Watts, was an offensive lineman at Oklahoma ... Began playing football when he was six years old because "it is in the bloodline" ... Majoring in business administration.




33 JAYTLIN ASKEW

DB • 5-11 • 187 • Fr.
Douglasville, Ga./McEachern

High School: Rated as a four-star prospect by ESPN both as a defensive back and a return specialist ... Tabbed as the nation's No. 32-ranked cornerback by ESPN ... Second-team all-state honoree ... Also named all-county and all-region ... Notched seven interceptions over final two prep seasons, including four as a senior in 2016 ... Helped lead McEachern to district championship and state quarterfinals appearance in '16 ... Coached by Kyle Hockman ... Also lettered twice as a sprinter in track and field ... Honor roll student ... Participated in Key Club ... Graduated from high school early and enrolled at Georgia Tech at the beginning of the 2017 spring semester to begin school and football activities.

Personal: Full name is Jaytlin Brandon Askew ... Born Oct. 24, 1998 ... Son of Bryant and Lisa Askew ... Is the third of four siblings ... Mother, Lisa, is a cardiologist ... Godbrother, Travis Zachery, rushed for 3,043 yards and 41 touchdowns as a running back at Clemson from 1998-2001 ... Jaytlin is majoring in robotics engineering.




27 JOSH BLANCATO

AB • 5-10 • 175 • Fr.
Marietta, Ga./Kell

High School: Three-time all-region honoree as a wide receiver at Kell H.S. (coach Derek Cook) ... Also earned all-Cobb County recognition three times (first team as a sophomore, honorable mention as a junior and senior) ... Helped lead team to three region championships (2013, 2014 and 2016) and a pair of state semifinal appearances (2013 and 2016) ... Also played strong safety and returned kicks ... Had 99- and 95-yard kickoff returns for touchdowns ... Three-year captain ... Lists most memorable athletic achievement as racking up 122 receiving yards, including a 70-yard touchdown, and breaking up a pass to clinch regional title as a sophomore ... High-school teammate and co-captain with fellow Georgia Tech freshman Joe Santrock ... Also earned four letters and was a three-year captain in baseball as a second baseman and outfielder ... Ranked ninth in class with a 4.35 grade point average ... Member of principal's honor roll and National Honor Society.

Personal: Full name is Joshua Frank Blancato ... Born April 6, 1999 ... Son of Frank and Chelle Blancato ... Has one sibling ... Cousin, Zack Bowers, played college baseball at Georgia and is now a member of the San Francisco Giants organization ... Majoring in mechanical engineering ... Aspires to be an engine developer for a car manufacturer.



34 GENTRY BONDS

DB • 6-2 • 210 • Fr.
Murfreesboro, Tenn./Riverdale

High School: Rated as a four-star prospect by *Rivals* ... Tabbed as the No. 14 overall prospect in the state of Tennessee and the nation's No. 31-ranked safety by *Rivals* ... First-team all-state honoree ... Recorded 120 tackles and 10 interceptions over final two prep seasons, including 61 stops and six INTs (one returned for a touchdown) as a senior ... Four-year letterwinner and three-year team captain ... Coached by Will Kriesky ... Was also a four-year letterwinner and three-time captain in basketball ... Graduated from high school early and enrolled at Georgia Tech at the

beginning of the 2017 spring semester to begin school and football activities.

Personal: Full name is Gentry Clark Bonds ... Born Sept. 16, 1998 ... Son of Rodney and Valori Bonds ... Is the oldest of three siblings ... Majoring in business administration.




65
BLAKE BRADFIELD

OL • 6-3 • 290 • Fr.
Rome, Ga./Rome

High School: Four-year letterwinner as an offensive and defensive lineman at Rome H.S. (coach John Reid) ... Captained Rome's state championship team as a senior in 2016 ... Named second-team all-region as a senior ... Off the field, was an honor roll student and member of National Honor Society.

Personal: Full name is Blake Taylor Bradfield ... Born Nov. 5, 1998 ... Son of Joe and Sarah Bradfield ... Is the third of five siblings in his family, ranging in age from 23 to two ... Began playing football when he was 10 years old ... Majoring in mechanical engineering.



29
TARIQ CARPENTER

ATH • 6-2 • 188 • Fr.
Ludowici, Ga./Long County

High School: Rated as a three-star prospect by ESPN and *247Sports* ... Named first-team all-state as a senior by *RecruitGeorgia.com* ... Also an all-region, all-district and all-area honoree ... Versatile athlete played defensive back, wide receiver and returned kicks during his prep career ... Had the longest kickoff return in school history as a senior ... Four-year letterwinner and three-year captain ... Coached by Eric McNair ... Also played basketball for two seasons and was two-year captain of track and field team, participating in long jump and high jump ... Honor roll student.

Personal: Full name is Tariq Marquese Carpenter ... Born Dec. 28, 1998 in Little Rock, Ark. ... Son of Theron and Demetria Fiffie ... Is one of nine siblings ... Mother, Demetria Fiffie, played basketball at Central Methodist University (1992-96) ... Uncle, Thurlos Pearson, played football at Missouri ... Tariq began playing football when he was five ... Major is undecided but aspires to become a doctor.



72
CHARLIE CLARK

OL • 6-4 • 286 • Fr.
Atlanta, Ga./Marist

High School: Rated as a three-star prospect by ESPN and *247Sports* ... Named first-team all-state, all-region and all-county by *Atlanta Journal-Constitution* as a senior ... Also voted team MVP by teammates as a senior, which he lists as one of his most memorable athletic accomplishments ... Three-year letterwinner ... Helped lead Marist to three state playoff appearances, advancing to the third round in 2014 and 2015 ... Coached by Alan Chadwick ... Involved in school's religious activities as a member of altar server board and Eucharistic minister.

Personal: Full name is Charlie Walter Clark ... Born Nov. 7, 1998 ... Son of Tim Clark and Donna Shea ... Grandfather, Don Shea, played football at Georgia and with the Washington Redskins and went on to be an SEC basketball official for 30 years ... Majoring in business administration.



66
JACK COCO

OL • 6-3 • 270 • Fr.
Johns Creek, Ga./Johns Creek

High School: Four-year letterwinner as an offensive lineman and long snapper ... Served as team captain and helped lead team to 2016 Region 6-6A championship as a senior ... Coached by Matt Kemper ... Selected to participate in Senior Elite Classic ... Also lettered in lacrosse.

Personal: Full name is Edward Johnathon Coco ... Born Oct. 9, 1998 ... Son of Ed and Jill Coco ... Has two sisters, one older (Claudia) and one younger (Lilliana) ... Claudia played volleyball at Tennessee (2014-16) ... Jack volunteers with Special Olympics ... Enjoys wake surfing and golf ... Started playing football at age six ... Majoring in business administration ... Aspires for a career in real estate.



91
KELTON DAWSON

DL • 6-3 • 242 • Fr.
Stockbridge, Ga./Stockbridge

High School: Rated as a three-star prospect by ESPN, *247Sports*, *Rivals* and *Scout* ... First-team all-region selection as a senior ... Racked up more than 70 tackles, 20 tackles for loss and nine sacks over the final two seasons of prep career ... Helped lead Stockbridge to a 13-1 record, regional championship and state semifinal appearance as a senior ... Two-year captain ... Coached by Kevin Whitley ... Also a four-year letterwinner in basketball.

Personal: Full name is Kelton Rodney Dawson ... Born Jan. 8, 1999 ... Son of Rodney and Karla Dawson ... Began playing football when he was six ... Says he chose Georgia Tech due to great education, great sports and because he loves his hometown of Atlanta ... Majoring in business administration.



68
HAMP GIBBS

OL • 6-3 • 260 • Fr.
Augusta, Ga./Augusta Prep

High School: Outstanding athlete earned 14 varsity letters in four sports — four in football (offensive tackle/defensive end/fullback), four in track and field (shot put/discus), three in basketball (center) and three in swimming ... Helped lead August Prep to state championships in football as a freshman (2013) and swimming as a senior (2017) ... All-region and all-area honoree on the gridiron ... Coached by Harry Bacheller ... Invited to participate in Georgia-South Carolina Border Bowl, where he served as team captain for Team Georgia ... Was also tabbed as team captain in Georgia Independent School Association and Central Savannah River Area all-star games ... Named Defensive MVP of CSRA game ... Academically, was a honor roll student, president of honor council, vice president of National Honor Society and involved with various school and community initiatives ... Named Augusta Red Cross' 2016 Augusta Hero of the Year and earned school's prestigious Esse Quam Videre award as a junior ... Held a job at Augusta National Golf Club.

Personal: Full name is David Hamilton Gibbs II ... Born Feb. 26, 1999 ... Son of David Gibbs and Carla Morgan-Gibbs ... Both parents are doctors (father: surgeon, mother: OBGYN) ... Has an older sister, Madi ... Father, David, was a cheerleader and mascot at NC State (1978-81) ... Hamp began playing football in fourth grade ... Enjoys hunting, fishing and snowboarding ... Majoring in business administration.




56 CONNOR HANSEN

OL • 6-2 • 325 • Fr.
Tallahassee, Fla./Chiles

High School: Rated as a three-star prospect by ESPN, *247Sports*, *Rivals* and *Scout* ... Second-team all-state honoree ... First-team all-region ... Three-time team MVP ... Four-year letterwinner as an offensive and defensive lineman ... Played every position across the offensive and defensive fronts ... Helped lead Chiles to first-ever state playoff appearance in 2015, recording a late-game sack to clinch the postseason berth ... Coached by Garrett Jahn ... Also earned two letters apiece in baseball, basketball and track and field, good for a total of 10 varsity letters across four sports ... Placed eighth in state in discus as a junior ... High honor roll student ... Participated in art club and French club ... Lists most memorable non-athletic accomplishment as winning school's "Lord Lawson" male pageant.

Personal: Full name is James Connor Hansen ... Born Oct. 10, 1998 ... Son of Craig and the late Wendy Hansen ... Is the middle of three siblings (all boys) ... Is related to Florida state senator Lizbeth Benaquisto ... Connor began playing football when he was 11 ... Major is undecided.




27 PRESSLEY HARVIN III

P • 6-0 • 240 • Fr.
Alcolu, S.C./Sumter

High School: Rated as a three-star prospect by ESPN, *247Sports* and *Rivals* ... Ranked as the No. 2 punter in the Class of 2017 by Kohl's Kicking Camps ... Nation's No. 4-ranked punter according to ESPN and *247Sports* ... Two-time all-state honoree ... Selected to play in Blue-Grey All-America Game and Shrine Bowl of the Carolinas ... Averaged 42.5 yards per punt with a long of 72 as a senior ... Led the state in punting average as a junior and senior ... Helped lead Sumter to four-straight district championships (2013-16), back-to-back regional championships (2015-16) and a state runner-up finish (2014) ... Coached by Mark Barnes ... Also earned four letters in track and field and helped lead Sumter to three-straight regional championships as a thrower ... Four-time academic letterwinner ... Graduated with a 3.8 grade point average.

Personal: Full name is Pressley Harvin III ... Born Sept. 17, 1998 ... Son of Pressley and Adrienne Harvin ... Oldest of two siblings ... Began playing football at age seven ... An accomplished musician that plays multiple instruments and participated in region band two times, holding down first chair on both occasions ... Majoring in mechanical engineering ... Aspires to work in the auto industry.




41 JAQUAN HENDERSON

LB • 6-1 • 197 • Fr.
Covington, Ga./Newton

High School: Rated as a four-star prospect by ESPN and *Scout* ... Tabbed as the nation's No. 23-ranked outside linebacker by ESPN (No. 25 OLB by *Scout*) ... Tallied 60 tackles, three sacks, two forced fumbles and four fumble recoveries as a senior ... coached by Terrance Banks ... Four-year letterwinner and two-year team captain ... High-school teammate and co-captain with fellow Georgia Tech freshman Josh Tukes.

Personal: Full name is Jaquan Hugh Henderson ... Son of J.C. and Sandy Henderson ... Youngest of five siblings ... Began playing football at age six — "It was a

family thing" ... Majoring in business administration ... Has eyes on a career as a funeral director.




15 JERRY HOWARD

BB • 6-0 • 215 • Fr.
Rock Hill, S.C./Northwestern

High School: Rated as a three-star prospect by ESPN, *247Sports* and *Rivals* ... Three-time all-state and all-region honoree ... Four-time all-area selection ... Amassed 4,451 all-purpose yards (3,352 rushing, 1,099 receiving) and 53 touchdowns (41 rushing, 12 receiving) in 39 high-school games ... Rushed for 1,053 yards (6.9-yard average) and 15 touchdowns and caught a team-high 49 passes for 402 yards and three scores as a senior ... Helped lead Northwestern to four-straight district and regional titles and 2015 state championship ... Four-year letterwinner and three-year captain ... Set school records for rushing yards in a game and all-purpose yards in a career ... Coached by David Pierce ... Selected to participate in the prestigious Shrine Bowl of the Carolinas ... Also lettered four times in wrestling and track and field (three-year captain in wrestling, one-year captain in track) ... Honors student.

Personal: Full name is Jerry Howard, Jr. ... Born March 7, 1999 ... Son of La'Kisha and the late Jerry Howard ... One of three siblings ... Started playing football when he was eight ... Majoring in business administration.




12 BRUCE JORDAN-SWILLING

LB • 6-1 • 209 • Fr.
New Orleans, La./Brother Martin

High School: Rated as a four-star prospect by ESPN, *247Sports*, *Rivals* and *Scout* ... Tabbed as the nation's No. 9-ranked inside linebacker by *Rivals* ... Member of the prestigious "ESPN 300" as the 193rd-ranked player in the nation ... Two-time first-team all-state selection ... Played running back throughout his prep career, rushing for 5,393 yards and 83 touchdowns over the course of his career, including 1,716 yards and 28 touchdowns as a senior and 2,062 yards and 34 touchdowns as a junior ... Helped lead Brother Martin to state semifinals in 2014 and 2016 and a quarterfinals appearance in 2015 ... Coached by Mark Bonis ... Selected to participate in the Army All-American Bowl following his senior campaign and tallied four tackles (second most on the team).

Personal: Full name is Bruce Lee Jordan-Swilling ... Born Sept. 22, 1997 ... Son of Pat and Robin Swilling ... Father, Pat Swilling, played defensive line for Georgia Tech from 1982-85, was a first-team all-American in 1985, continues to hold Tech's all-time record with 15 single-season sacks ('85) and was inducted into the College Football Hall of Fame in 2009 ... Selected by the New Orleans Saints in the third round of the 1986 NFL Draft, Pat Swilling went on to be a two-time first-team All-Pro, two-time second-team All-Pro, five-time Pro Bowler and the NFL sacks leader and Defensive Player of the Year in 1991 ... Pat Swilling was teammates at Georgia Tech with the fathers of current Yellow Jackets Bailey Ivemeyer (John Ivemeyer), Kyle Cerge-Henderson (Kevin Henderson), T.D. Roof (Ted Roof - Georgia Tech's current defensive coordinator) ... Pat Swilling was also teammates at Georgia Tech with current athletics director Todd Stansbury ... Jordan's uncles, Darrell and Ken Swilling, also played at Georgia Tech from 1988-91 and were members of the Yellow Jackets' 1990 national championship team ... His brother, Tre Swilling, is a freshman defensive back for the Yellow Jackets ... Lists playing with his brother as his most memorable athletic accomplishment ... Older brother, Pat, played basketball at Tulsa ... Jordan is majoring in industrial management.




37 BRENTON KING

PK • 6-0 • 167 • Fr.
Auburn, Ga./Mill Creek

High School: Rated as a three-star prospect by ESPN ... Nation's No. 19-ranked kicker by *247Sports* ... Two-time all-state honoree (first-team as a senior, second-team as a junior) ... Two-time first-team all-region and all-county selection ... Named junior all-American by *MaxPreps* in 2015 and preseason all-American by *MaxPreps* prior to 2016 campaign ... Set a Georgia 7A record for field goals in a season with 19 as a junior in 2015 ... Holds school records for field goals in a season and career, touchbacks in a season and career, extra points in a game and longest field goal ... Helped lead Mill Creek to three-straight regional championships (2014-16) ... Selected to participate in Gwinnett All-Star Game ... Coached by Shannon Jarvis ... Three-year letterwinner in football and soccer ... Helped lead Mill Creek to regional championship in soccer in 2016 ... All-county honoree and team captain as a junior on the soccer pitch ... Helped lead team to 2016 soccer region championship.

Personal: Full name is Brenton Jesse King ... Born Aug. 25, 1998 ... Son of Adam and Alesha King ... Youngest of three siblings ... Enjoys hunting and fishing ... Did not begin playing football until high school ... Majoring in business administration.



79 WILLIAM LAY

OL • 6-2 • 260 • Fr.
Hartwell, Ga./Hart County

High School: Three-year letterwinner for coach William Devane at Hart County H.S. ... Played every position across the offensive line ... Earned all-region (8-3A) accolades as a junior and senior ... Team captain as a senior ... Selected to participate in FCA Athens Area All-Star Game ... Honor roll student was active in National Honor Society, Secretary of State Chamber of Ambassadors, Hart County Chamber of Commerce Ambassadors and Leadership Hart ... Lists most memorable non-athletic accomplishment as being on honor roll for 12-of-13 years from elementary school through high school.

Personal: Full name is William Ezra Eugene Lay III ... Born Oct. 22, 1998 ... Son of William and Leisa Lay ... Oldest of two siblings ... Father, William II, played basketball at Piedmont College ... William III started playing football at age eight ... Majoring in mechanical engineering ... Aspires for a career as a robotics engineer.



57 MIKEY MINIHAN

OL • 6-3 • 275 • Fr.
Honolulu, Hawai'i/Saint Louis

High School: Rated as a three-star prospect by ESPN, *247Sports*, *Rivals* and *Scout* ... Tabbed as No. 1 offensive guard in the state of Hawai'i and No. 33 guard nationally ... First-team all-state and all-conference ... Won Kahuanui Trophy in 2016 as Hawai'i's most outstanding offensive lineman ... Helped lead team to state championship as a senior ... Team captain ... Coached by Cal Lee ... Participated in 2017 Polynesian Bowl, an all-star game for the world's elite high school football players of Polynesian heritage ... Honor roll student and student council member.

Personal: Full name is Michael Allen Minihan II ... Born Nov. 23, 1998 in Landschuhl, Germany ... Son of Mike and Ashlet Minihan ... Is the middle of three siblings ... Father, Mike, is a member of the United States Air Force and, in addition to

being born in Landstuhl, Germany, Mikey and has lived in three countries (Germany, United States and South Korea) and seven states (Maryland, Alabama, Texas, Pennsylvania, California, Arkansas and Hawai'i) ... Is one of two Hawai'i products on Georgia Tech's current roster, joining senior safety Shaun Kagawa, who hails from Hilo, Hawai'i ... Enjoys chess ... Majoring in business administration.




40 KALEB OLIVER

ATH • 6-4 • 198 • Fr.
Murfreesboro, Tenn./Oakland

High School: Rated as a four-star prospect and the nation's No. 29-ranked safety by *Rivals* ... Named first-team all-state, all-region and all-area as a senior ... Racked up 82 tackles, 16.5 tackles for loss, three sacks, three fumble recoveries and an interception during final prep campaign ... Helped lead Oakland to Tennessee Class 6A state championship game in 2016, claiming district and regional titles along the way ... Coached by Kevin Cready.

Personal: Full name is Kaleb Floyd Oliver ... Born May 26, 1999 ... Son of Kevin and Hope Oliver ... Youngest of four siblings ... Brother, Kevin, played offensive line at Tennessee State University ... Sister, Kaitlin, plays basketball at Cumberland University ... Brother, Kyle, plays tight end at University of Memphis ... Majoring in biology ... Aspires to become an orthodontist.




18 TOBIAS OLIVER

QB • 6-2 • 175 • Fr.
Warner Robins, Ga./Northside

High School: Rated as a three-star prospect by *247Sports*, *Rivals* and *Scout* ... Three-year starter at quarterback and team captain at Northside ... Helped lead team to state championship as a sophomore in 2014 and appearance in state semifinals as a senior in 2016 ... Totaled 7,003 yards of offense during prep career with a school-record 3,785 passing yards and 3,218 rushing yards (good for No. 3 in school history) ... Amassed 3,064 yards of total offense (1,604 passing, 1,460 rushing) and accounted for 31 touchdowns (16 passing, 15 rushing) as a senior ... Coached by Kevin Kinsler ... Also a four-year letterwinner and two-time captain as a shooting guard in basketball ... Honors student ... Bible study group leader.

Personal: Full name is Tobias Alexander Oliver ... Born June 22, 1999 ... Majoring in biomedical engineering.



89 ANTWAN OWENS


DL • 6-4 • 270 • Fr.
Tallahassee, Fla./Godby

High School: Rated as a three-star prospect by ESPN, *247Sports* and *Rivals* ... Played defensive end and tight end as a prep ... Three-year letterwinner ... All-state honoree ... Three-time all-area selection ... Named one of the top 100 players in Florida by *Orlando Sentinel* ... Intercepted two passes from his defensive-line position ... Holds school record with four sacks in a game ... Helped lead Godby to a district championship as a sophomore in 2014 ... Coached by Todd Lanter ... Selected to participate in O-D All-American Bowl ... Also played basketball ... Three-year honor roll student ... Member of National Honor Society.

Personal: Full name is Antwan Lamon Owens II ... Born Nov. 7, 1998 ... Son of

NEWCOMERS

Antwan Owens, Sr. and Malaika Jones ... Oldest of three siblings ... Father, Antwan Sr., is chef ... Uncle, Fred Rouse, played football at Florida State ... Cousin, Mike Williams, played football at Kentucky ... Antwan originally started playing football at age eight as a way to lose weight ... Majoring in biology ... Plans to follow a pre-med course of study and become a doctor.




24
JORDAN PONCHEZ-MASON

AB/BB • 6-1 • 205 • Fr.
Gallatin, Tenn./Gallatin

High School: Rated as a three-star prospect by ESPN, *247Sports* and *Rivals* ... Runner-up for Tennessee's Class 5A Mr. Football award as a senior ... First-team all-state honoree ... 2016 Sumner County Player of the Year ... Also garnered all-district and all-county accolades ... Rushed for a school-record 4,523 career yards ... Also set a school record with 2,050 rushing yards as a senior ... Ran for 23 touchdowns and averaged 7.9 yards per carry as a senior ... Broke Gallatin's single-game rushing record in consecutive weeks, leaving behind a new mark of 307 yards ... Served as team captain as a senior ... Coached by Mark Williams ... Also earned three letters as a center fielder in baseball and two as a center in basketball ... First cousin, Zaccheus Mason, played college basketball at Ole Miss and Chattanooga and played professionally in France and the Philippines.

Personal: Full name is Jordan Ponchez-Mason ... Born May 24, 1999 ... Son of William and Vlanda Mason ... Middle of three siblings ... Began playing football at age five ... Enjoys bowling ... Majoring in business administration ... Aspires to work for a shoe company.




73
ZACH QUINNEY

OL • 6-6 • 265 • Fr.
Savannah, Ga./Savannah Christian Prep

High School: Rated as a three-star prospect by ESPN, *247Sports*, *Rivals* and *Scout* ... Two-time all-state honoree ... Also named all-Coastal Georgia twice, all-area three times and all-region four times ... Four-year letterwinner and three-year captain ... Played offensive and defensive line ... Selected to participate in Georgia Athletic Coaches Association North-South Bowl ... Helped lead Savannah Christian Prep to sub-regional championship in 2015 ... Coached by Donald Chumley ... Also lettered twice in basketball (team captain) and twice in track and field ... High honor roll student.

Personal: Full name is Zachary Cole Quinney ... Born June 1, 1999 ... Son of Brian and Lisa Quinney ... Oldest of three siblings ... Started playing football at age five — his father, Brian, was his coach until he was 13 ... Enjoys fishing ... Major is undecided.




45
T.D. ROOF

LB • 5-11 • 205 • Fr.
Buford, Ga./Buford

High School: Rated as a three-star prospect by ESPN, *247Sports*, *Rivals* and *Scout* ... Two-time first-team all-state honoree ... Also a two-time first-team all-county selection ... Helped lead Buford to four state championship game appearances in four seasons, winning state titles as a freshman and sophomore (2013, 2014) and finishing runner-up as a junior and senior (2015, 2016) ... Versatile athlete played linebacker

and running back as a prep ... Recorded 94 tackles, seven tackles for loss, four sacks, seven QB hurries, two forced fumbles and one fumble recovery as a senior defensively while rushing for 459 yards and 11 touchdowns on offense ... Coached by Jess Simpson, who is now assistant defensive line coach for the Atlanta Falcons.

Personal: Full name is Terrence Davis Roof ... Born Oct. 6, 1998 ... Son of Ted and Pam Roof ... Twin brother, Mic, is a freshman quarterback at Charlotte ... Father, Ted, is defensive coordinator at Georgia Tech and was a four-year letterwinner at linebacker for the Yellow Jackets from 1982-85, earning all-ACC and all-America honors as a senior ... Ted Roof was also teammates at Georgia Tech with the fathers of current Yellow Jackets Kyle Cerge-Henderson (Kevin Henderson), Bailey Ivemeyer (John Ivemeyer) and Bruce Jordan-Swilling and Tre Swilling (Pat Swilling) ... Ted Roof was also teammates at Georgia Tech with current athletics director Todd Stansbury ... T.D. Roof began playing football at age 10 ... Majoring in business administration ... Aspires for a career in commercial real estate.



82
ADONICAS SANDERS

WR • 6-1 • 185 • Fr.
North Charleston, S.C./Fort Dorchester

High School: All-state honoree averaged more than 100 receiving yards per game as a senior in 2016, including five receptions for 139 yards in state semifinals ... Finished his prep career as Fort Dorchester's all-time leading receiver, despite the fact that he only played at the school for two seasons ... In addition to the semifinal appearance in '16, helped lead Fort Dorchester to 15-0 record and South Carolina 4A state championship as a junior in 2015 ... Coached by Steve Laprad ... Selected to participate in prestigious Shrine Bowl of the Carolinas all-star game ... Attended Charleston's Burke H.S. as a freshman and sophomore, where he helped lead the Bulldogs to the S.C. 1A state basketball championship in 2015 ... Earned all-state honors on the hardwood twice — as a sophomore at Burke and as a junior at Fort Dorchester.

Personal: Full name is Adonicas Tyree Sanders ... Born Jan. 13, 1999 ... Son of Sidney and Donna Sanders ... Youngest of three siblings ... Brother, Sidney Jr., played two seasons of college basketball at Fairleigh Dickinson and averaged 19.1 points per game in his final season at FDU (2013-14) before embarking on a professional playing career in Lithuania ... Major is undecided.




74
JOE SANTROCK

OL • 6-1 • 253 • Fr.
Marietta, Ga./Kell

High School: Four-year letterwinner as an offensive lineman and long snapper at Kell H.S. (coach Derek Cook) ... Earned second-team all-state accolades as a senior in 2016 ... Also garnered first-team all-region and all-county recognition as a senior ... Helped lead team to three region championships (2013, 2014 and 2016) and a pair of state semifinal appearances (2013 and 2016) ... Team captain as a senior ... High-school teammate and co-captain with fellow Georgia Tech freshman Josh Blancato ... Also earned four letters in wrestling.

Personal: Full name is Michael Joseph Santrock ... Born April 7, 1999 ... Son of Michael and Angela Santrock ... Youngest of five siblings ... Grandfather, David Santrock, played football at West Virginia in 1961 ... Brother, Drew, is a Georgia Tech alumnus ... With an eye on someday playing Division I college football, Joe began playing football at age 11 ... Enjoys playing drums and fly fishing ... Majoring in applied physics ... Aspires to be a college professor.




13 AVERY SHOWELL

ATH • 6-1 • 192 • Fr.
Cartersville, Ga./Cartersville

High School: Rated as a three-star prospect by ESPN, *247Sports*, *Rivals* and *Scout* ... Named first-team all-state as a senior ... Versatile athlete was a two-way standout during prep career ... Led Cartersville (coach Joey King) with 44 receptions and 17 touchdown catches as a senior ... Helped lead Cartersville to 15-0 season and state title as a senior ... Was also one of the team's leading tacklers, highlighted by a team-best nine tackles (including three TFL) in 58-7 win over Thomson in 2016 state championship game ... Attended Saint Francis H.S. in Alpharetta, Ga. before transferring to Cartersville as a senior ... As a junior, helped lead Saint Francis to 2016 basketball state championship, the first of two state titles that he would win within a span of nine months ... Earned nine varsity letters over three sports during prep career (football - four; basketball - three; track and field - two).

Personal: Full name is Avery Dean Showell ... Born Aug. 12, 1999 ... Son of Vaughn and Zandra Showell ... One of three siblings ... Started playing football when he was six years old ... Majoring in business administration.




11 DEVIN SMITH

DB • 5-10 • 165 • Fr.
Acworth, Ga./Harrison

High School: Three-year letterwinner at Harrison H.S. for head coach Matt Dickman ... Earned first-team all-region honors after leading year with eight takeaways as a senior ... Served as team's defensive captain as a senior ... Selected to participate in Cobb Senior Bowl ... Also earned two letters in track (100-meter and 300-meter hurdles) ... Honor roll student, including one year with a 4.0 grade point average.

Personal: Full name is Robert Devin Smith ... Born Sept. 23, 1999 ... Son of Robert and Gwendolyn Smith ... Oldest of two siblings ... Third-generation college football student-athlete — father played at Newberry (S.C.) College and grandfather played at Shaw (N.C.) University ... Majoring in biomedical engineering.




3 TRE SWILLING

DB • 6-0 • 185 • Fr.
New Orleans, La./Brother Martin

High School: Rated as a four-star prospect by ESPN and *Rivals* ... Tabbed as the nation's No. 27-ranked cornerback by ESPN ... Member of the prestigious "ESPN 300" as the 295th-ranked player in the nation ... Named second-team all-state and first-team all-district and all-metro after recording 53 tackles and three interceptions as a junior in 2015 ... Helped lead Brother Martin to state semifinals in 2014 and 2016 and a quarterfinals appearance in 2015 ... Coached by Mark Bonis ... Was also a four-year letterwinner, three-year captain and an all-district and all-metro selection in basketball ... Four-year honor roll student.

Personal: Full name is Tre Patrick Swilling ... Born March 26, 1999 ... Son of Pat and Robin Swilling ... Father, Pat Swilling, played defensive line for Georgia Tech from 1982-85, was a first-team all-American in 1985, continues to hold Tech's all-time record with 15 single-season sacks ('85) and was inducted into the College Football Hall of Fame in 2009 ... Selected by the New Orleans Saints in the third round of the 1986 NFL Draft, Pat Swilling went on to be a two-time first-team All-Pro, two-time second-

team All-Pro, five-time Pro Bowler and the NFL sacks leader and Defensive Player of the Year in 1991 ... Pat Swilling was teammates at Georgia Tech with the fathers of current Yellow Jackets Bailey Ivmeyer (John Ivmeyer), Kyle Cerge-Henderson (Kevin Henderson), T.D. Roof (Ted Roof - Georgia Tech's current defensive coordinator) ... Pat Swilling was also teammates at Georgia Tech with current athletics director Todd Stansbury ... Tre's uncles, Darrell and Ken Swilling, also played at Georgia Tech from 1988-91 and were members of the Yellow Jackets' 1990 national championship team ... His brother, Bruce Jordan-Swilling, is a freshman linebacker for the Yellow Jackets ... Older brother, Pat, played basketball at Tulsa ... Began partaking in the family tradition of football at age 10 ... Majoring in business administration with plans to couple it with an entrepreneurship ... Aspires to be the CEO of his own business, perhaps a sports agency.




58 BOE TUFELE

OL • 6-3 • 290 • Fr.
Harbor City, Calif./Narbonne

High School: Rated as a three-star prospect by ESPN, *247Sports* and *Scout* ... First-team all-area and second-team Los Angeles all-city selection as a senior ... Played defensive tackle throughout his four-year prep career and tallied 50 tackles for loss and 24 sacks over his final two seasons ... Notched 61 total tackles, a school-record 26 TFL and 12 sacks as a senior ... Became the first defensive lineman in school history to return an interception for a touchdown ... Helped lead Narbonne to back-to-back California Division I-A state championships as junior (2015) and senior (2016), three-straight L.A. city championships and four-straight league championships ... Coached by Manuel Douglas ... Honor roll student.

Personal: Full name is Boe Pule Tufele ... Born Oct. 23, 1998 ... Son of Lloyd and Christina Tufele ... Uncle, Donny Faaliliu, played football at the University of Hawai'i ... Father introduced Boe to football at age four ... Major is undecided.




79 JOSH TUKES

DL • 6-6 • 225 • Fr.
Covington, Ga./Newton

High School: Played just one season of football at Newton H.S. (coach Terrance Banks) ... Was voted team captain in his only season of prep football ... High-school teammate and co-captain with fellow Georgia Tech freshman Jaquan Henderson ... Outstanding athlete was a four-year basketball letterwinner as a power forward/center ... Earned all-region honors as a junior and all-county recognition as a senior on the hardwood ... Helped lead Newton's boys basketball team to back-to-back region championships as a junior (2015-16) and senior (2016-17) ... Terrific student finished in top 10 of his class of 500 academically.

Personal: Full name is Joshua Young Tukes ... Born Nov. 24, 1998 ... Son of Timothy and Jennifer Tukes ... Youngest of three siblings ... Father, Timothy, played tight end at Fayetteville State (1990-91) ... Started playing football at age six ... Majoring in biomedical engineering ... Is interested in a career producing prosthetic limbs.



39 DAMEON WILLIAMS

DB • 5-10 • 175 • Fr.

Norcross, Ga./Norcross

High School: Rated as a three-star prospect by ESPN, *247Sports*, *Rivals* and *Scout* ... Recorded upwards of 40 tackles and blocked two kicks as a senior, en route to earning all-region and all-county honors ... Two-time team Player of the Year ... Helped lead Norcross to an 11-1 record and district championship as a senior ... Set a Gwinnett County record with four interceptions in a game ... Coached by Keith Maloof ... Member of Thespian Honor Society and Fellowship of Christian Athletes.

Personal: Full name is Dameon O'Neil Williams ... Born Jan. 1, 1999 in Savannah, Ga. ... Son of Dameon and Nakia Williams ... One of six siblings ... Began playing football at age seven ... Majoring in business administration.

2016 IN REVIEW



----- PAT -----

SCORING	TD	FGS	KICK	RUSH	RCV	PASS	DXP	SAF	PTS
Harrison Butker	0	15-17	46-46	0-0	0	0-0	0	0	91
Dedrick Mills	13	0-0	0-0	0-0	0	0-0	0	0	78
Clinton Lynch	8	0-0	0-0	0-0	0	0-0	0	0	48
Justin Thomas	6	0-0	0-0	0-0	0	0-0	0	0	36
Matthew Jordan	6	0-0	0-0	0-0	0	0-0	0	0	36
Marcus Marshall	5	0-0	0-0	0-0	0	0-0	0	0	30
Qua Searcy	2	0-0	0-0	0-0	0	0-0	0	0	12
J.J. Green	2	0-0	0-0	0-0	0	0-0	0	0	12
TaQuon Marshall	1	0-0	0-0	0-0	0	0-0	0	0	6
Lance Austin	1	0-0	0-0	0-0	0	0-0	0	0	6
Ricky Jeune	1	0-0	0-0	0-0	0	0-0	0	0	6
P.J. Davis	1	0-0	0-0	0-0	0	0-0	0	0	6
TOTAL.....	46	15-17	46-46	0-0	0	0-0	0	0	367
OPPONENTS.....	40	12-20	38-38	0-1	1	1-1	0	1	318

PUNT RETURNS	NO.	YDS	AVG	TD	LONG
Brad Stewart	11	126	11.5	0	26
Terrell Lewis	1	5	5.0	0	0
TOTAL.....	12	131	10.9	0	26
OPPONENTS.....	14	131	9.4	0	26

INTERCEPTIONS	NO.	YDS	AVG	TD	LONG
Lance Austin	3	24	8.0	1	24
Lawrence Austin	3	3	1.0	0	3
Brant Mitchell	2	2	1.0	0	2
Corey Griffin	2	44	22.0	0	33
Dorian Walker	1	64	64.0	0	64
TOTAL	11	137	12.5	1	64
OPPONENTS	4	6	1.5	0	8

KICK RETURNS	NO.	YDS	AVG	TD	LONG
J.J. Green	14	345	24.6	1	96
Nathan Cottrell	9	187	20.8	0	27
Lance Austin	3	38	12.7	0	14
Matthew Jordan	1	8	8.0	0	8
TOTAL.....	27	578	21.4	1	96
OPPONENTS.....	19	404	21.3	0	37

FUMBLE RETURNS	NO.	YDS	AVG	TD	LONG
P.J. Davis	1	38	38.0	1	38
TOTAL.....	1	38	38.0	1	38
OPPONENTS.....	3	48	16.0	2	18



KICKOFFS	NO	YDS	AVG	TB	OB	RETN	NET	YDLN
Harrison Butker	73	4711	64.5	54	0			
Shawn Davis	1	65	65.0	1	0			
Total.....	74	4776	64.5	55	0	21.3	40.5	24
Opponents.....	61	3796	62.2	30	3	21.4	40.5	24

ALL PURPOSE	G	RUSH	REC	PR	KOR	IR	TOT	AVG/G
Clinton Lynch	13	415	490	0	0	0	905	69.6
Dedrick Mills	9	771	13	0	0	0	784	87.1
Marcus Marshall	11	624	92	0	0	0	716	65.1
Justin Thomas	12	604	0	0	0	0	604	50.3
J.J. Green	11	154	40	0	345	0	539	49.0
Brad Stewart	13	-4	382	126	0	0	504	38.8
Ricky Jeune	13	40	427	0	0	0	467	35.9
Qua Searcy	13	273	183	0	0	0	456	35.1
Matthew Jordan	9	243	0	0	8	0	251	27.9
Nathan Cottrell	11	6	0	0	187	0	193	17.5
Isiah Willis	13	80	19	0	0	0	99	7.6
Lynn Griffin	8	56	10	0	0	0	66	8.2
Dorian Walker	12	0	0	0	0	64	64	5.3
Lance Austin	13	0	0	0	38	24	62	4.8
Marcus Allen	9	47	0	0	0	0	47	5.2
Corey Griffin	13	0	0	0	0	44	44	3.4
Chase Alford	13	21	0	0	0	0	21	1.6
TaQuon Marshall	2	14	0	0	0	0	14	7.0
Austin McClellan	11	14	0	0	0	0	14	1.3
Mikell Lands-Davis	11	0	14	0	0	0	14	1.3
Christian Philpott	3	0	9	0	0	0	9	3.0
Terrell Lewis	13	0	0	5	0	0	5	0.4
Lawrence Austin	13	0	0	0	0	3	3	0.2
Brant Mitchell	13	0	0	0	0	2	2	0.2
TEAM	5	-3	0	0	0	0	-3	-0.6
Total.....	13	3355	1679	131	578	137	5880	452.3
Opponents.....	13	2239	2982	131	404	6	5762	443.2

PUNTING	NO.	YDS	AVG	LONG	TB	FC	I20	50+	BLK
Ryan Rodwell	46	1948	43.1	65	5	15	14	11	1
Grant Aasen	1	42	42.0	42	0	0	0	0	0
Total.....	48	2026	42.2	65	5	15	14	11	1
Opponents.....	48	1879	39.1	57	1	24	19	7	1

FIELD GOALS	M-A	PCT	01-19	20-29	30-39	40-49	50-99	LG	BLK
Harrison Butker	15-17	88.2	0-0	4-4	3-5	7-7	1-1	52	1

FIELD GOAL SEQUENCE	GT	OPP
Boston College	(40)	43,35
Mercer	-	(31),37
Vanderbilt	(41)	-
Clemson	-	27,(47)
Miami	-	-
Pittsburgh	(37),(41)	(34),(41),(31)
Georgia Southern	32	(44)
Duke	(22)	-
North Carolina	(23),32,(42)	(37),(50)
Virginia Tech	(40),(39),(35)	38
Virginia	(41)	31,(30),42
Georgia	-	42,(27),(32)
Kentucky	(23),(52),(44),(26)	(37)

Numbers in parentheses indicate field goal was made



DEFENSE	----- TACKLES -----				TFL-YDS	--SACKS--		----- PASS DEF -----		----- FUMBLES -----			BLKD	SAF
	GP	SOLO	AST	TOTAL		NO-YDS	INT-YDS	BRUP	QBH	RCV-YDS	FF	KICK		
Corey Griffin	13	62	20	82	5.0-21	1.0-11	2-44	3	-	1-0	-	-	-	
P.J. Davis	11	39	37	76	0.5-1	-	-	1	1	1-38	-	-	-	
A.J. Gray	13	55	17	72	3.5-8	-	-	2	-	-	1	-	-	
Brant Mitchell	13	39	32	71	3.0-4	-	2-2	1	2	1-0	-	-	-	
Patrick Gamble	13	38	16	54	10.5-43	7.5-36	-	-	5	-	3	-	-	
Lance Austin	13	39	11	50	-	-	3-24	12	-	1-0	-	-	-	
Lawrence Austin	13	31	16	47	2.0-6	-	3-3	-	-	-	1	-	-	
KeShun Freeman	13	26	13	39	4.0-5	0.5-1	-	1	9	-	-	-	-	
Step Durham	11	28	7	35	-	-	-	6	-	1-0	-	-	-	
Chase Alford	13	24	9	33	2.5-4	-	-	-	2	-	-	-	-	
Rod Rook-Chungong	13	20	12	32	4.5-6	-	-	-	2	-	-	1	-	
Antonio Simmons	13	23	9	32	5.5-12	1.0-4	-	-	12	-	1	-	-	
Kyle Cerge-Henderson	13	14	12	26	1.0-6	1.0-6	-	-	3	1-0	-	1	-	
Terrell Lewis	13	17	4	21	3.5-5	-	-	1	2	-	1	1	-	
Lamont Simmons	13	12	7	19	-	-	-	3	-	-	1	-	-	
Anree Saint-Amour	13	15	1	16	4.0-18	4.0-18	-	-	3	1-0	-	-	-	
Victor Alexander	13	12	3	15	1.5-2	-	-	-	-	-	-	-	-	
Francis Kallon	12	9	6	15	3.0-9	2.0-7	-	-	1	-	-	-	-	
David Curry	13	6	6	12	-	-	-	-	-	-	-	-	-	
Jalen Johnson	11	9	1	10	-	-	-	-	-	-	-	-	-	
Brandon Adams	9	3	4	7	0.5-2	-	-	-	-	-	-	-	-	
Shaun Kagawa	12	5	-	5	-	-	-	-	-	-	-	-	-	
Desmond Branch	9	3	2	5	-	-	-	1	2	-	-	-	-	
Brentavious Glanton	6	5	-	5	1.0-9	1.0-9	-	-	-	-	-	-	-	
Tyler Merriweather	4	2	2	4	0.5-2	-	-	-	-	-	-	-	-	
Tre Jackson	13	3	-	3	1.0-1	-	-	1	-	-	-	-	-	
Dorian Walker	12	1	2	3	-	-	1-64	-	-	-	-	-	-	
Mikell Lands-Davis	11	2	-	2	-	-	-	-	-	-	-	-	-	
Nathan Cottrell	11	-	2	2	-	-	-	-	-	1-0	-	-	-	
Andrew Marshall	11	2	-	2	-	-	-	-	-	-	-	-	-	
Meiko Dotson	12	2	-	2	-	-	-	-	-	-	-	-	-	
Marcus Allen	9	1	-	1	-	-	-	-	-	-	-	-	-	
Qua Searcy	13	1	-	1	-	-	-	-	-	-	-	-	-	
Christian Campbell	9	-	1	1	-	-	-	-	-	-	-	-	-	
Justin Thomas	12	1	-	1	-	-	-	-	-	-	-	-	-	
Austin McClellan	11	-	1	1	-	-	-	-	-	-	-	-	-	
TEAM	5	2	-	2	-	-	-	-	-	-	-	1	-	
Total.....	13	551	253	804	57-164	18-92	11-137	32	43	8-38	8	4	0	
Opponents.....	13	507	248	755	70-275	16-110	4-6	16	20	11-48	11	2	1	



INDIVIDUAL GAME-BY-GAME PASSING

THOMAS, J.	COMP	ATT	INT	PCT	YARDS	TD	LONG	SACK	YDS	EFFIC
Boston College	8	15	0	53.3	119	0	36	1	9	119.97
Mercer	5	10	0	50.0	80	0	31	0	0	117.20
Vanderbilt	6	13	0	46.2	136	1	81	0	0	159.42
Clemson	4	13	0	30.8	29	0	26	3	30	49.51
Miami	11	19	1	57.9	94	1	14	4	19	106.29
Pittsburgh	7	10	0	70.0	130	1	31	1	5	212.20
Georgia Southern	7	11	0	63.6	172	1	65	0	0	224.98
Duke	10	14	0	71.4	264	2	50	3	16	276.97
North Carolina	4	9	0	44.4	144	1	83	0	0	215.51
Virginia	5	10	0	50.0	122	1	54	0	0	185.48
Georgia	6	10	1	60.0	164	0	64	1	14	177.76
Kentucky	6	14	0	42.9	105	0	42	0	0	105.86
TOTALS	79	148	2	53.4	1559	8	83	13	93	157.00

JORDAN, M.	COMP	ATT	INT	PCT	YARDS	TD	LONG	SACK	YDS	EFFIC
Vanderbilt	1	2	1	50.0	77	1	77	0	0	438.40
Virginia Tech	2	7	0	28.6	34	0	24	1	6	69.37
TOTALS	3	9	1	33.3	111	1	77	1	6	151.38

MARSHALL, T.	COMP	ATT	INT	PCT	YARDS	TD	LONG	SACK	YDS	EFFIC
Vanderbilt	1	1	0	100.0	9	0	9	1	7	175.60
TOTALS	1	1	0	100.0	9	0	9	1	7	175.60

MILLS, D.	COMP	ATT	INT	PCT	YARDS	TD	LONG	SACK	YDS	EFFIC
Clemson	0	1	1	0.0	0	0	0	0	0	-200.00
TOTALS	0	1	1	0.0	0	0	0	0	0	-200.00

TEAM	COMP	ATT	INT	PCT	YARDS	TD	LONG	SACK	YDS	EFFIC
Vanderbilt	0	1	0	0.0	0	0	0	0	0	0.00
TOTALS	0	1	0	0.0	0	0	0	0	0	0.00

INDIVIDUAL GAME-BY-GAME RUSHING

	No-Yds/TD	BC	MER	VANDY	CU	UM	UP	GS	DU	NC	VT	VA	UGA	UK
Mills, D. BB	152-771/12	18-68/1	DNP	14-58/3	16-75/1	19-99/2	15-57/0	13-89/2	DNP	19-132/1	DNP	DNP	7-24/1	31-169/1
Marshall, M. BB	96-624/4	9-31/0	10-51/1	3-8/0	5-20/0	4-34/0	4-16/0	4-70/0	13-69/0	DNP	19-143/1	16-127/1	9-55/1	DNP
Thomas, J. QB	137-604/6	10-16/0	7-69/1	11-84/0	10--25/0	15-7/0	11-55/0	16-78/2	17-195/2	15-82/0	DNP	9--9/0	7-10/0	9-42/1
Lynch, C. AB	37-415/2	1-2/0	5-37/0	3-77/0	2-16/0	4-58/0	4-64/1	-	5-15/0	4-29/0	2-24/0	1-11/0	4-59/1	2-23/0
Searcy, Q. AB	46-273/2	2--4/0	7-91/0	2-12/0	1--4/0	3-8/0	4-5/0	2-10/0	2-18/0	7-30/0	-	3-65/1	8-40/1	5-2/0
Jordan, M. QB	65-243/6	1-3/1	12-44/2	2-2/0	DNP	DNP	DNP	4-16/0	2-3/1	11-54/0	32-121/2	1-0/0	DNP	-
Green, J. AB	25-154/1	2-5/0	-	2-23/0	2-3/0	5-40/0	4-26/1	3-6/0	-	DNP	DNP	-	5-31/0	2-20/0
Willis, I. AB	11-80/0	-	-	1-11/0	2-10/0	1-3/0	1-12/0	-	1-11/0	-	3-21/0	1-5/0	1-7/0	-
Griffin, L. AB	13-56/0	-	3-20/0	2-3/0	-	3-18/0	1-10/0	2--4/0	2-9/0	DNP	DNP	DNP	DNP	DNP
Allen, M. BB	10-47/0	DNP	2-8/0	-	DNP	DNP	DNP	-	5-21/0	2-7/0	-	-	-	1-11/0
Jeune, R. WR	1-40/0	-	-	-	-	-	-	-	-	1-40/0	-	-	-	-
Alford, C. LB	1-21/0	-	1-21/0	-	-	-	-	-	-	-	-	-	-	-
Marshall, T. QB	7-14/1	DNP	2-12/1	5-2/0	DNP	DNP	DNP	DNP	DNP	DNP	DNP	DNP	DNP	DNP
McClellan, A. AB	2-14/0	-	1-5/0	1-9/0	DNP	DNP	-	-	-	-	-	-	-	-
Cottrell, N. AB	1-6/0	-	1-6/0	-	-	DNP	DNP	-	-	-	-	-	-	-
Klock, T. OL	1-0/0	-	-	DNP	-	DNP	-	DNP	-	-	-	-	1-0/0	-
Weimerskirch, Q. BB	1-0/0	DNP	1-0/0	DNP	-	-	DNP	-	DNP	-	-	-	DNP	DNP
Stewart, B. WR	1--4/0	-	-	-	-	-	1--4/0	-	-	-	-	-	-	-
TEAM	4--3/0	1--2/0	DNP	-	DNP	DNP	DNP	-	DNP	DNP	2-0/0	DNP	DNP	1--1/0

INDIVIDUAL GAME-BY-GAME RECEIVING

	No-Yds/TD	BC	MER	VANDY	CU	UM	UP	GS	DU	NC	VT	VA	UGA	UK
Lynch, C. AB	16-490/6	-	-	2-87/1	1--3/0	2-21/0	1-29/0	2-81/1	3-91/2	1-83/1	-	3-85/1	1-16/0	-
Jeune, R. WR	25-427/1	3-45/0	3-57/0	-	1-6/0	2-13/0	3-55/1	4-51/0	3-85/0	1-14/0	1-24/0	1-18/0	-	3-59/0
Stewart, B. WR	19-382/0	2-14/0	-	1-16/0	1-26/0	2-22/0	3-46/0	1-40/0	3-70/0	1-41/0	1-10/0	-	2-87/0	2-10/0
Searcy, Q. AB	10-183/0	3-60/0	1-12/0	2-25/0	-	1-5/0	-	-	-	1-6/0	-	-	1-39/0	1-36/0
Marshall, M. BB	3-92/1	-	-	1-81/1	1-0/0	-	-	-	-	DNP	-	-	1-11/0	DNP
Green, J. AB	3-40/0	-	-	-	-	1-11/0	-	-	1-18/0	DNP	DNP	-	1-11/0	-
Willis, I. AB	1-19/0	-	-	-	-	-	-	-	-	-	-	1-19/0	-	-
Lands-Davis, M. WR	2-14/0	-	1-11/0	-	-	1-3/0	-	-	DNP	DNP	-	-	-	-
Mills, D. BB	2-13/1	-	DNP	1-4/0	-	1-9/1	-	-	DNP	-	DNP	DNP	-	-
Griffin, L. AB	1-10/0	-	-	-	-	1-10/0	-	-	-	DNP	DNP	DNP	DNP	DNP
Philpott, C. WR	1-9/0	DNP	DNP	1-9/0	DNP	DNP	DNP	DNP	-	-	DNP	DNP	DNP	DNP

INDIVIDUAL GAME-BY-GAME PUNT RETURNS

	No-Yds/TD	BC	MER	VANDY	CU	UM	UP	GS	DU	NC	VT	VA	UGA	UK
Stewart, B.	11-126/0	1-15/0	2-23/0	-	1-16/0	2-43/0	1-8/0	-	-	-	2-8/0	1-2/0	-	1-11/0
Lewis, T.	1-5/0	-	-	-	-	-	-	-	-	-	-	-	-	1-5/0

INDIVIDUAL GAME-BY-GAME KICKOFF RETURNS

	No-Yds/TD	BC	MER	VANDY	CU	UM	UP	GS	DU	NC	VT	VA	UGA	UK
Green, J.	14-345/1	2-56/0	2-40/0	2-50/0	1-11/0	-	4-151/1	1-13/0	2-24/0	DNP	DNP	-	-	-
Cottrell, N.	9-187/0	-	-	-	-	DNP	DNP	-	1-14/0	2-39/0	-	1-25/0	2-35/0	3-74/0
Austin, Lan.	3-38/0	-	-	-	-	-	-	-	3-38/0	-	-	-	-	-
Jordan, M.	1-8/0	-	-	-	DNP	DNP	DNP	-	-	-	1-8/0	-	DNP	-

INDIVIDUAL GAME-BY-GAME ALL-PURPOSE YARDS

	TOTAL	BC	MER	VANDY	CU	UM	UP	GS	DU	NC	VT	VA	UGA	UK
Lynch, C.	905	2	37	164	13	79	93	81	106	112	24	96	75	23
Mills, D.	784	68	DNP	62	75	108	57	89	DNP	132	DNP	DNP	24	169
Marshall, M.	716	31	51	89	20	34	16	70	69	DNP	143	127	66	DNP
Thomas, J.	604	16	69	84	-25	7	55	78	195	82	DNP	-9	10	42
Green, J.	539	61	40	73	14	51	177	19	42	DNP	DNP	-	42	20
Stewart, B.	504	29	23	16	42	65	50	40	70	41	18	2	87	21
Jeune, R.	467	45	57	-	6	13	55	51	85	54	24	18	-	59
Searcy, Q.	456	56	103	37	-4	13	5	10	18	36	-	65	79	38
Jordan, M.	251	3	44	2	DNP	DNP	DNP	16	3	54	129	-	DNP	-
Cottrell, N.	193	-	6	-	-	DNP	DNP	-	14	39	-	25	35	74
Willis, I.	99	-	-	11	10	3	12	-	11	-	21	24	7	-
Griffin, L.	66	-	20	3	-	28	10	-4	9	DNP	DNP	DNP	DNP	DNP
Walker, D.	64	-	-	64	-	-	-	-	-	-	-	-	-	DNP
Austin, Lan.	62	-	-	-	-	-	-	-	38	-	-	24	-	-
Allen, M.	47	DNP	8	-	DNP	DNP	DNP	-	21	7	-	-	-	11
Griffin, C.	44	11	-	-	-	-	-	-	-	-	-	33	-	-
Alford, C.	21	-	21	-	-	-	-	-	-	-	-	-	-	-
McClellan, A.	14	-	5	9	DNP	DNP	-	-	-	-	-	-	-	-
Lands-Davis, M.	14	-	11	-	-	3	-	-	DNP	DNP	-	-	-	-
Marshall, T.	14	DNP	12	2	DNP	DNP	DNP	DNP	DNP	DNP	DNP	DNP	DNP	DNP
Philpott, C.	9	DNP	DNP	9	DNP	DNP	DNP	DNP	-	-	DNP	DNP	DNP	DNP
Lewis, T.	5	-	-	-	-	-	-	-	-	-	-	-	-	5
Austin, Law.	3	-	-	-	-	-	-	-	-	-	3	-	-	-
Mitchell, B.	2	-	-	-	-	-	-	-	-	-	-	2	-	-
TEAM	-3	-2	-	-	-	-	-	-	-	-	-	-	-	--1

INDIVIDUAL GAME-BY-GAME INTERCEPTIONS

	No-Yds	BC	MER	VANDY	CU	UM	UP	GS	DU	NC	VT	VA	UGA	UK
Austin, Law.	3-3	-	-	-	-	-	-	-	1-0	-	2-3	-	-	-
Austin, Lan.	3-24	-	-	-	1-0	-	-	-	-	-	-	1-24	1-0	-
Griffin, C.	2-44	1-11	-	-	-	-	-	-	-	-	-	1-33	-	-
Mitchell, B.	2-2	-	-	-	-	-	-	-	-	-	-	1-2	1-0	-
Walker, D.	1-64	-	-	1-64	-	-	-	-	-	-	-	-	-	-

INDIVIDUAL GAME-BY-GAME FUMBLES

FUM. FORCED	Number	BC	MER	VANDY	CU	UM	UP	GS	DU	NC	VT	VA	UGA	UK
Gamble, P.	3	-	-	-	-	-	-	-	1	-	1	-	-	1
Lewis, T.	1	-	-	-	-	-	-	-	-	-	1	-	-	-
Simmons, A.	1	1	-	-	-	-	-	-	-	-	-	-	-	-
Austin, Law.	1	-	-	-	-	-	-	-	-	-	1	-	-	-
Simmons, L.	1	-	-	-	1	-	-	-	-	-	-	-	-	-
Gray, A.	1	-	-	-	-	-	-	-	1	-	-	-	-	-
FUM. RECOVERED	Number	BC	MER	VANDY	CU	UM	UP	GS	DU	NC	VT	VA	UGA	UK
Mitchell, B.	1	-	-	-	-	-	1	-	-	-	-	-	-	-
Saint-Amour, A.	1	1	-	-	-	-	-	-	-	-	-	-	-	-
Cotrell, N.	1	-	-	-	-	DNP	DNP	-	-	-	1	-	-	-
Austin, Lan.	1	-	-	-	-	-	-	-	-	-	1	-	-	-
Durham, S.	1	-	-	-	-	DNP	DNP	-	1	-	-	-	-	-
Cerge-Henderson, K.	1	1	-	-	-	-	-	-	-	-	-	-	-	-
Griffin, C.	1	-	-	-	-	-	-	-	1	-	-	-	-	-
P.J. Davis	1	-	-	-	-	-	-	-	-	-	-	-	-	1

INDIVIDUAL GAME-BY-GAME TACKLES

	UA-A	TOT	BC	MER	VANDY	CU	UM	UP	GS	DU	NC	VT	VA	UGA	UK
Griffin, C. DB	62-20	82	5-1	1-3	6-0	7-2	3-0	6-0	10-0	5-2	9-3	6-3	0-1	1-5	3-0
Davis, P. LB	39-37	76	5-5	4-1	4-1	2-2	4-1	0-5	DNP	DNP	2-2	2-4	10-4	3-9	3-3
Gray, A. DB	55-17	72	3-2	4-0	1-0	3-3	1-0	4-2	7-0	8-1	8-1	4-1	5-0	0-6	7-1
Mitchell, B. LB	39-32	71	1-2	4-2	2-1	4-1	1-1	2-2	2-1	7-2	0-3	5-5	8-4	0-8	3-0
Gamble, P. DL	38-16	54	1-1	3-0	2-1	2-1	3-0	4-1	4-1	4-0	-	3-1	4-0	3-8	5-2
Austin, Lan. DB	39-11	50	4-0	0-1	5-1	2-2	3-0	8-2	2-0	1-1	4-1	0-1	3-0	5-1	2-1
Austin, Law. DB	31-16	47	1-0	0-2	0-1	7-5	1-1	1-0	3-0	-	4-1	3-1	5-1	4-2	2-2
Freeman, K. DL	26-13	39	1-0	1-1	1-1	2-0	2-0	3-1	4-0	5-0	-	0-2	3-0	3-6	1-2
Durham, S. DB	28-7	35	2-1	3-0	0-1	3-1	DNP	DNP	2-0	2-1	4-1	5-0	1-0	0-2	6-0
Alford, C. LB	24-9	33	1-0	2-0	0-1	4-0	1-0	2-1	6-0	2-0	3-2	-	1-0	2-3	0-2
Simmons, A. DL	23-9	32	4-1	1-0	2-0	2-0	2-0	4-2	2-0	-	1-1	1-3	4-0	0-1	0-1
Rook-Chungong, R. DL	20-12	32	4-2	3-0	-	2-2	0-1	0-2	3-0	1-0	-	4-0	2-0	0-3	1-2
Cerge-Henderson, K. DL	14-12	26	2-2	-	2-0	1-0	3-0	1-1	1-1	-	1-1	-	3-0	0-7	-
Lewis, T. LB	17-4	21	2-0	4-0	2-1	-	-	0-1	-	7-1	-	2-1	-	-	-
Simmons, L. DB	12-7	19	-	1-0	-	3-1	2-0	2-0	0-1	2-1	0-1	2-0	0-1	0-2	-
Saint-Amour, A. DL	15-1	16	-	2-0	1-0	-	3-0	-	-	1-0	1-0	3-0	2-0	0-1	2-0
Kallon, F. DL	9-6	15	0-3	2-0	2-1	1-0	-	-	1-0	-	-	1-2	2-0	DNP	-
Alexander, V. LB	12-3	15	-	1-0	1-1	3-0	-	2-1	2-0	2-0	0-1	-	1-0	-	-
Curry, D. LB	6-6	12	-	1-0	1-1	1-1	-	0-3	-	1-0	-	2-1	-	-	-
Johnson, J. DB	9-1	10	-	-	2-1	-	2-0	-	-	-	DNP	DNP	1-0	-	4-0
Adams, B. DL	3-4	7	DNP	-	2-0	DNP	DNP	-	1-0	-	0-1	0-1	-	0-2	DNP
Kagawa, S. DB	5-0	5	-	2-0	1-0	-	-	-	1-0	-	1-0	-	DNP	-	-
Branch, D. DL	3-2	5	DNP	1-0	-	DNP	-	-	DNP	DNP	0-1	1-0	1-1	-	-
Glanton, B. DL	5-0	5	DNP	1-0	1-0	-	1-0	DNP	2-0	-	DNP	DNP	DNP	DNP	DNP
Merriweather, T. DL	2-2	4	DNP	1-0	1-0	DNP	DNP	DNP	DNP	DNP	0-2	-	DNP	DNP	DNP
Walker, D. DB	1-2	3	-	-	0-1	-	-	1-0	-	-	-	0-1	-	-	-
Jackson, T. LB	3-0	3	-	-	2-0	-	-	-	-	-	-	-	1-0	-	-
Cottrell, N. AB	0-2	2	-	-	-	-	DNP	DNP	-	-	0-1	0-1	-	-	-
Dotson, M. DB	2-0	2	DNP	-	-	-	-	-	-	1-0	-	-	-	-	1-0
Marshall, A. OL	2-0	2	-	1-0	-	1-0	-	-	DNP	-	-	DNP	-	-	-
Lands-Davis, M. WR	2-0	2	1-0	-	-	-	-	-	-	DNP	DNP	-	1-0	-	-
Thomas, J. QB	1-0	1	-	-	-	-	-	-	-	-	-	DNP	-	1-0	-
Campbell, C. DB	0-1	1	DNP	-	-	0-1	-	-	-	-	DNP	DNP	DNP	-	-
McClellan, A. AB	0-1	1	-	-	-	DNP	DNP	-	-	-	0-1	-	-	-	-
Allen, M. BB	1-0	1	DNP	-	-	DNP	DNP	DNP	-	-	-	1-0	-	-	-
Searcy, Q. AB	1-0	1	-	-	-	-	-	-	-	-	-	-	-	1-0	-
TEAM	2-0	2	-	-	-	-	-	-	1-0	-	-	-	-	-	1-0

INDIVIDUAL GAME-BY-GAME SACKS

	UA-A	TOT	BC	MER	VANDY	CU	UM	UP	GS	DU	NC	VT	VA	UGA	UK
Gamble, P. DL	7-1	7.5	-	1.0-4	-	1.0-5	-	1.0-1	-	-	-	1.5-6	1.0-7	-	2.0-13
Saint-Amour, A. DL	4-0	4.0	-	1.0-2	-	-	-	-	-	1.0-1	-	2.0-15	-	-	-
Kallon, F. DL	2-0	2.0	-	-	-	-	-	-	-	-	-	1.0-4	1.0-3	DNP	-
Glanton, B. DL	1-0	1.0	DNP	-	1.0-9	-	-	DNP	-	-	DNP	DNP	DNP	DNP	DNP
Cerge-Henderson, K. DL	1-0	1.0	-	-	-	-	-	-	-	-	-	-	1.0-6	-	-
Griffin, C. DB	1-0	1.0	-	-	-	-	-	-	1.0-11	-	-	-	-	-	-
Simmons, A. DL	1-0	1.0	1.0-4	-	-	-	-	-	-	-	-	-	-	-	-
Freeman, K. DL	0-1	0.5	-	-	-	-	-	-	-	-	-	0.5-1	-	-	-

INDIVIDUAL GAME-BY-GAME TACKLES FOR LOSS

	UA-A	TOT	BC	MER	VANDY	CU	UM	UP	GS	DU	NC	VT	VA	UGA	UK
Gamble, P. DL	9-3	10.5	-	1.0-4	0.5-0	1.0-5	-	2.5-6	-	-	-	1.5-6	1.0-7	1.0-2	2.0-13
Simmons, A. DL	5-1	5.5	2.0-5	1.0-1	-	-	1.0-1	1.0-4	-	-	-	-	-	-	0.5-1
Griffin, C. DB	5-0	5.0	-	-	-	-	-	-	3.0-19	-	-	1.0-1	-	-	1.0-1
Rook-Chungong, R. DL	4-1	4.5	-	-	-	-	0.5-1	-	3.0-4	-	-	1.0-1	-	-	-
Saint-Amour, A. DL	4-0	4.0	-	1.0-2	-	-	-	-	-	1.0-1	-	2.0-15	-	-	-
Freeman, K. DL	3-2	4.0	-	-	-	1.0-1	-	1.0-2	-	1.0-1	-	0.5-1	-	-	0.5-0
Gray, A. DB	3-1	3.5	0.5-1	-	-	-	-	-	3.0-7	-	-	-	-	-	-
Lewis, T. LB	3-1	3.5	1.0-1	-	1.0-1	-	-	0.5-0	-	1.0-3	-	-	-	-	-
Mitchell, B. LB	3-0	3.0	-	-	-	1.0-2	1.0-1	-	-	1.0-1	-	-	-	-	-
Kallon, F. DL	3-0	3.0	-	1.0-2	-	-	-	-	-	-	-	1.0-4	1.0-3	DNP	-
Alford, C. LB	2-1	2.5	-	-	-	1.0-1	-	-	-	-	1.5-3	-	-	-	-
Austin, Law. DB	1-2	2.0	-	-	-	-	0.5-1	-	-	-	0.5-2	-	-	1.0-3	-
Alexander, V. LB	1-1	1.5	-	-	0.5-1	1.0-1	-	-	-	-	-	-	-	-	-
Cerge-Henderson, K. DL	1-0	1.0	-	-	-	-	-	-	-	-	-	-	1.0-6	-	-
Jackson, T. LB	1-0	1.0	-	-	1.0-1	-	-	-	-	-	-	-	-	-	-
Glanton, B. DL	1-0	1.0	DNP	-	1.0-9	-	-	DNP	-	-	DNP	DNP	DNP	DNP	DNP
Adams, B. DL	0-1	0.5	DNP	-	-	DNP	DNP	-	-	-	0.5-2	-	-	-	DNP
Davis, P. LB	0-1	0.5	0.5-1	-	-	-	-	-	DNP	DNP	-	-	-	-	-
Merriweather, T. DL	0-1	0.5	DNP	-	-	DNP	DNP	DNP	DNP	DNP	0.5-2	-	DNP	DNP	DNP



GEORGIA TECH BIG PLAYS (20+ YARDS)

NO.	OPPONENT	PLAYER(S)	PLAY	DOWN-DIST.	YDS.	* Touchdown
1	Boston College (6)	Justin Thomas to Qua Searcy	Pass	3-12	36	
2		J.J. Green	KO Ret.		34	
3		J.J. Green	KO Ret.		22	
4		Dedrick Mills	Rush	2-5	21	
5		Justin Thomas to Qua Searcy	Pass	4-19	22	
6		Justin Thomas to Ricky Jeune	Pass	3-10	26	
7	Mercer (6)	J.J. Green	KO Ret.		23	
8		Justin Thomas	Rush	2-10	31	
9		Qua Searcy	Rush	1-10	31	
10		Justin Thomas to Ricky Jeune	Pass	2-7	31	
11		Chase Alford (punt fake)	Rush	4-1	21	
12		Qua Searcy	Rush	3-8	24	
13	Vanderbilt (9)	Justin Thomas to Marcus Marshall	Pass	1-10	81*	
14		J.J. Green	KO Ret.		33	
15		J.J. Green	Rush	1-10	23	
16		Justin Thomas	Rush	3-10	22	
17		Clinton Lynch	Rush	2-9	29	
18		Justin Thomas	Rush	1-10	21	
19		Clinton Lynch	Rush	1-10	29	
20		Matthew Jordan to Clinton Lynch	Pass	3-12	77*	
21		Dorian Walker	Int.		64	
22	Clemson (1)	Justin Thomas to Brad Stewart	Pass	1-10	26	
23	Miami (4)	Clinton Lynch	Rush	3-1	23	
24		Clinton Lynch	Rush	2-8	33	
25		Marcus Marshall	Rush	1-10	27	
26		Brad Stewart	Punt Ret.		26	
27	Pittsburgh (6)	J.J. Green	KO Ret.		96*	
28		Justin Thomas to Ricky Jeune	Pass	2-5	31*	
29		Justin Thomas to Clinton Lynch	Pass	2-15	29	
30		Justin Thomas	Rush	1-10	24	
31		Clinton Lynch	Rush	3-4	45*	
32		Justin Thomas to Brad Stewart	Pass	3-10	27	
33	Ga. Southern (5)	Justin Thomas	Rush	2-4	58*	
34		Justin Thomas to Clinton Lynch	Pass	2-4	65*	
35		Marcus Marshall	Rush	2-8	50	
36		Justin Thomas to Brad Stewart	Pass	3-6	40	
37		Dedrick Mills	Rush	2-3	20*	
38	Duke (11)	Justin Thomas to Brad Stewart	Pass	3-5	50	
39		Justin Thomas	Rush	3-1	82*	
40		Justin Thomas to Ricky Jeune	Pass	1-10	33	
41		Justin Thomas to Clinton Lynch	Pass	1-10	46*	
42		Justin Thomas to Ricky Jeune	Pass	1-10	40	
43		Justin Thomas	Rush	2-10	22*	
44		Marcus Marshall	Rush	1-10	50	
45		Justin Thomas to Clinton Lynch	Pass	1-10	24	
46		Justin Thomas	Rush	2-19	46	
47		Justin Thomas to Clinton Lynch	Pass	2-7	21*	
48		Justin Thomas	Rush	3-17	50	
49	N. Carolina (7)	Justin Thomas	Rush	1-10	26	
50		Justin Thomas to Clinton Lynch	Pass	1-10	83*	
51		Ricky Jeune	Rush	1-10	40	
52		Dedrick Mills	Rush	2-10	39	
53		Nathan Cottrell	KO Ret.		22	
54		Justin Thomas to Brad Stewart	Pass	3-7	41	
55		Justin Thomas	Rush	1-10	21	
56	Virginia Tech (4)	Matthew Jordan	Rush	2-3	53*	
57		Clinton Lynch	Rush	2-11	27	
58		Matthew Jordan to Ricky Jeune	Pass	3-14	24	
59		Marcus Marshall	Rush	2-6	56*	
60	Virginia (8)	Marcus Marshall	Rush	3-2	67*	
61		Nathan Cottrell	KO Ret.		25	
62		Marcus Marshall	Rush	1-10	20	
63		Justin Thomas to Clinton Lynch	Pass	1-10	22	
64		Justin Thomas to Clinton Lynch	Pass	2-11	54*	
65		Qua Searcy	Rush	2-4	60*	
66		Corey Griffin	Int.		33	
67		Lance Austin	Int.		24*	
68	Georgia (6)	Qua Searcy	Rush	2-5	32	
69		Clinton Lynch	Rush	2-14	42*	
70		Justin Thomas to Brad Stewart	Pass	1-10	64	
71		Nathan Cottrell	KO Ret.		22	
72		Justin Thomas to Brad Stewart	Pass	2-12	23	
73		Justin Thomas to Qua Searcy	Pass	1-10	39	
74	Kentucky (9)	P.J. Davis	Fumble Ret.		38*	
75		Justin Thomas to Qua Searcy	Pass	1-10	36	
76		Nathan Cottrell	KO Ret.		25	
77		Clinton Lynch	Rush	2-12	20	
78		Justin Thomas	Rush	1-10	21*	
79		Nathan Cottrell	KO Ret.		27	
80		Nathan Cottrell	KO Ret.		22	
81		Dedrick Mills	Rush	2-6	27	
82		Justin Thomas to Ricky Jeune	Pass	3-4	42	

OPPONENT BIG PLAYS (20+ YARDS)

NO.	OPPONENT	PLAYER(S)	PLAY	DOWN-DIST.	YDS.	* Touchdown
1	Boston College (3)	Jon Hilliman	Rush	1-10	73*	
2		Patrick Towles to Michael Walker	Pass	1-10	20	
3		Patrick Towles to Chris Garrison	Pass	1-10	26	
4	Mercer (3)	John Russ to Avery Ward	Pass	2-10	32*	
5		John Russ to Marquies Irvin	Pass	1-10	21	
6		John Russ to Avery Ward	Pass	1-10	24	
7	Vanderbilt (2)	Darius Sims	KO Ret.		20	
8		Wade Freeback to C.J. Duncan	Pass	1-10	22	
9	Clemson (4)	Dashaun Watson to Trevion Thompson	Pass	2-7	25	
10		Dashaun Watson to Ray-Ray McCloud	Pass	1-10	24	
11		Artavis Scott	KO Ret.		23	
12		Dashaun Watson to Mike Williams	Pass	1-28	28	
13	Miami (6)	Brad Kaaya to Stacy Coley	Pass	1-20	25	
14		Joe Yearby	Rush	1-10	27*	
15		Brad Kaaya to Ahmmon Richards	Pass	1-10	31	
16		Brad Kaaya to Stacy Coley	Pass	1-10	31*	
17		Brad Kaaya to Braxton Berrios	Pass	1-10	22	
18		Brad Kaaya to Christopher Herndon	Pass	1-10	48	
19	Pittsburgh (5)	Brian O'Neill	Rush	1-10	24*	
20		Quadree Henderson	KO Ret.		31	
21		Quadree Henderson	KO Ret.		20	
22		James Conner	Rush	2-2	21	
23		Nathan Peterman to Scott Orndoff	Pass	3-9	74*	
24	Ga. Southern (4)	Malik Henry	KO Ret.		21	
25		Favian Upshaw to BJ Johnson III	Pass	3-7	20	
26		Kevin Ellison to Keigan Williams	Pass	1-10	25	
27		Kevin Ellison to Wesley Fields	Pass	3-10	24	
28	Duke (8)	Daniel Jones to Daniel Helm	Pass	2-4	21	
29		Daniel Jones to Daniel Helm	Pass	2-8	23*	
30		Daniel Jones to Erich Schneider	Pass	3-8	22	
31		Shaun Wilson	Rush	2-8	57	
32		Daniel Jones to Erich Schneider	Pass	2-11	26	
33		Daniel Jones to Chris Taylor	Pass	3-5	36	
34		Daniel Jones to Davis Koppenhaver	Pass	1-10	31	
35		Daniel Jones to Joseph Ajeigbo	Pass	3-3	33	
36	N. Carolina (10)	Elijah Hood	Rush	2-2	45	
37		Mitch Trubisky to Brandon Fritts	Pass	1-10	23	
38		Mitch Trubisky to Austin Proehl	Pass	2-4	23	
39		Elijah Hood	Rush	4-1	36*	
40		Mitch Trubisky to Bug Howard	Pass	2-3	68*	
41		Anthony Ratliff	KO Ret.		32	
42		Mitch Trubisky to Ryan Switzer	Pass	2-7	22	
43		T.J. Logan	Rush	1-10	20*	
44		Mitch Trubisky to T.J. Logan	Pass	1-10	46	
45		Elijah Hood	Rush	1-10	23	
46	Virginia Tech (4)	Der'Woun Greene	KO Ret.		37	
47		Jerod Evans to C.J. Carroll	Pass	2-10	24	
48		Der'Woun Greene	KO Ret.		21	
49		Jerod Evans to Sam Rogers	Pass	1-10	20	
50		Jerod Evans to C.J. Carroll	Pass	2-10	20	
51	Virginia (5)	Matt Johns to Keeon Johnson	Pass	1-10	24	
52		Daniel Hamm	Punt Ret.		26	
53		Joe Reed	Punt Ret.		20	
54		Taguan Mizzell	Rush	2-8	29	
55		Joe Reed	KO Ret.		23	
56	Georgia (4)	Jacob Eason to Isaac Nauta	Pass	3-12	35	
57		Sony Michel	Rush	1-10	42	
58		Sony Michel	Rush	1-10	29	
59		Jacob Eason to Terry Godwin	Pass	3-6	37	
60	Kentucky (3)	JoJo Kemp	Rush	3-5	25	
61		Stephen Johnson to Dorian Baker	Pass	3-7	20*	
62		Stephen Johnson	Rush	1-10	21*	

BIG PLAYS FROM SCRIMMAGE SUMMARY

RUSH/CATCH	20-29	30-39	40-49	50-59	60-69	70-79	80-89	90-99	TOT
Clinton Lynch	9 (5-4)	1 (1-0)	3 (2-1)	1 (0-1)	1 (0-1)	1 (0-1)	1 (0-1)		17 (8-9)
Justin Thomas	7 (7-0)	1 (1-0)	1 (1-0)	2 (2-0)			1 (1-0)		12 (12-0)
Ricky Jeune	2 (0-2)	3 (0-3)	3 (1-2)						8 (1-7)
Brad Stewart	3 (0-3)		2 (0-2)	1 (0-1)	1 (0-1)				7 (0-7)
Marcus Marshall	2 (2-0)			3 (3-0)	1 (1-0)		1 (0-1)		7 (6-1)
Qua Searcy	2 (1-1)	5 (2-3)			1 (1-0)				8 (4-4)
Dedrick Mills	3 (3-0)	1 (1-0)							4 (4-0)
J.J. Green	1 (1-0)								1 (1-0)
Matthew Jordan				1 (1-0)					1 (1-0)
Chase Alford	1 (1-0)								1 (1-0)
Totals	30 (20-10)	11 (5-6)	9 (4-5)	8 (6-2)	4 (2-2)	1 (0-1)	3 (1-2)		66 (38-28)
Opponents	34 (9-25)	9 (1-8)	4 (2-2)	1 (1-0)	1 (0-1)	2 (1-1)			51 (14-37)
PASSING	20-29	30-39	40-49	50-59	60-69	70-79	80-89	90-99	TOT
Justin Thomas	9	6	5	2	2		2		26
Matthew Jordan	1					1			2
Totals	10	6	5	2	2	1	2		28
Opponents	25	8	2		1	1			37

POINTS OFF GEORGIA TECH TAKEAWAYS

NO.	OPP.	QTR	TURNOVER	DEFENDER(S)	LED TO	PTS. OFF
1	BC (3)	1	Interception	Corey Griffin	TD	7
2		2	Fumble	A. Simmons (F), K. Cerge-Henderson (R)	Half	0
3		4	Fumble	Anree Saint-Amour (R)	Game	0
4	VU (1)	4	Interception	Dorian Walker	Turnover	0
5	CU (1)	2	Interception	Lance Austin	Safety (CU)	0
6	UP (1)	4	Fumble	Brant Mitchell (R)	TD	7
7	DU (3)	1	Fumble	Gamble (F), C. Griffin (R)	Punt	0
8		2	Fumble	Gray (F), Durham (R)	Punt	0
9		3	Interception	Lawrence Austin	Turnover	0
10	VT (4)	1	Fumble	Lewis (F), Cottrell (R)	FG	3
11		2	Interception	Lawrence Austin	TD	7
12		3	Interception	Lawrence Austin	Punt	0
13		4	Fumble	Law. Austin (R), Lan. Austin (R)	TD	7
14	VA (3)	3	Interception	Corey Griffin	FG	3
15		4	Interception	Lance Austin	TD	7
16		4	Interception	Brant Mitchell	Game	0
17	UGA (2)	4	Interception	Lance Austin	TD	7*
18		4	Interception	Brant Mitchell	Game	0
19	UK (1)	1	Fumble	Gamble (F), Davis (R)	TD	7*
Points						55
<i>* Defensive touchdown</i>						

POINTS OFF GEORGIA TECH GIVEAWAYS

NO.	OPP.	QTR	TURNOVER	OFFENSIVE PLAYER	LED TO	PTS. OFF
1	BC (1)	1	Fumble	Dedrick Mills	Missed FG	0
2	MER (2)	1	Fumble	Marcus Marshall	TD	7
3		4	Fumble	Quaide Weimerskirch	Punt	0
4	VU (1)	4	Interception	Matthew Jordan	Punt	0
5	CU (1)	4	Interception	Dedrick Mills	FG	3
6	UM (3)	2	Fumble	Justin Thomas	TD	7*
7		2	Fumble	Justin Thomas	TD	7*
8		4	Interception	Justin Thomas	Game	0
9	DU (2)	3	Fumble	Marcus Marshall	TD	7
10		3	Fumble	J.J. Green	TD	7
11	UNC (2)	3	Fumble	Dedrick Mills	TD	7
12		4	Fumble	Dedrick Mills	TD	7
13	VT (1)	3	Fumble	TEAM (on snap)	TD	7
14	UGA (2)	2	Interception	Justin Thomas	Half	0
15		3	Fumble	Isiah Willis	FG	3
Points						62
<i>* Defensive touchdown</i>						

OFFENSIVE STARTERS		QB	AB	AB	BB	WR	WR	LT	LG	C	RG	RT
Boston College	Thomas	Lynch	Green	Mills	Jeune	Stewart	Fromayan	Bryan	Burden	Devine	Klock	
Mercer	Thomas	Searcy	Green	M. Marshall	Jeune	Stewart	A. Marshall	Bryan	Burden	Devine	Klock	
Vanderbilt	Thomas	Searcy	Green	M. Marshall	Jeune	Stewart	Fromayan	Bryan	Burden	Devine	A. Marshall	
Clemson	Thomas	Searcy	Green	Mills	Jeune	Stewart	Fromayan	Bryan	Burden	Devine	A. Marshall	
Miami	Thomas	Searcy	Green	Mills	Jeune	Stewart	Fromayan	Bryan	Burden	Devine	A. Marshall	
Pittsburgh	Thomas	Searcy	Green	Mills	Jeune	Stewart	A. Marshall	Braun	Burden	Devine	Klock	
Georgia Southern	Thomas	Lynch	Green	Mills	Jeune	Stewart	Lee	Braun	Burden	Devine	Fromayan	
Duke	Thomas	Lynch	Green	M. Marshall	Jeune	Stewart	Lee	Braun	Burden	Bryan	A. Marshall	
North Carolina	Thomas	Lynch	Searcy	Mills	Jeune	Stewart	Fromayan	Braun	Burden	Bryan	A. Marshall	
Virginia Tech	Jordan	Lynch	Willis	M. Marshall	Jeune	Stewart	Lee	Braun	Cooper	Bryan	Fromayan	
Virginia	Thomas	Lynch	Willis	M. Marshall	Jeune	Stewart	Fromayan	Braun	Burden	Bryan	A. Marshall	
Georgia	Thomas	Lynch	Green	M. Marshall	Jeune	Stewart	Klock	Braun	Burden	Bryan	Fromayan	
Kentucky	Thomas	Lynch	Green	Mills	Jeune	Stewart	Fromayan	Braun	Burden	Bryan	A. Marshall	

DEFENSIVE STARTERS		DE	DT	NT	DE	LB/NIC	LB	LB	CB	SS	FS	CB
Boston College	Freeman	Kallon	Gamble	Rook-Chungong	Lewis (LB)	Mitchell	Davis	C. Griffin	Gray	Lan. Austin	Durham	
Mercer	Freeman	Kallon	Gamble	Rook-Chungong	Lewis (LB)	Mitchell	Davis	C. Griffin	Gray	Lan. Austin	Durham	
Vanderbilt	Freeman	Kallon	Gamble	Rook-Chungong	Curry (LB)	Mitchell	Davis	C. Griffin	Gray	Lan. Austin	Durham	
Clemson	Freeman	Kallon	Gamble	Rook-Chungong	Law. Austin (NIC)	Mitchell	Davis	C. Griffin	Gray	Lan. Austin	Durham	
Miami	Freeman	Cerge-Henderson	Gamble	Rook-Chungong	Law. Austin (NIC)	Mitchell	Davis	C. Griffin	Gray	Lan. Austin	L. Simmons	
Pittsburgh	Freeman	Cerge-Henderson	Gamble	Rook-Chungong	Law. Austin (NIC)	Mitchell	Davis	C. Griffin	Gray	Lan. Austin	L. Simmons	
Georgia Southern	Freeman	Cerge-Henderson	Gamble	Rook-Chungong	Law. Austin (NIC)	Mitchell	Alford	C. Griffin	Gray	Lan. Austin	Durham	
Duke	Freeman	Cerge-Henderson	Gamble	Rook-Chungong	Law. Austin (NIC)	Mitchell	Lewis	C. Griffin	Gray	Lan. Austin	Durham	
North Carolina	Freeman	Cerge-Henderson	Gamble	Rook-Chungong	Law. Austin (NIC)	Mitchell	Davis	C. Griffin	Gray	Lan. Austin	Durham	
Virginia Tech	Freeman	Kallon	Gamble	Rook-Chungong	Law. Austin (NIC)	Mitchell	Davis	C. Griffin	Gray	Lan. Austin	Durham	
Virginia	Freeman	Kallon	Gamble	Rook-Chungong	Law. Austin (NIC)	Mitchell	Davis	C. Griffin	Gray	Lan. Austin	Durham	
Georgia	Freeman	Cerge-Henderson	Gamble	Rook-Chungong	Law. Austin (NIC)	Mitchell	Davis	C. Griffin	Gray	Lan. Austin	Durham	
Kentucky	Freeman	Cerge-Henderson	Gamble	Rook-Chungong	Law. Austin (NIC)	Mitchell	Davis	C. Griffin	Gray	Lan. Austin	Durham	

GAME INFORMATION

^ Game captains + Permanent captains

	TECH CAPTAINS	COIN TOSS	GT KO/REC.	GT 1ST OFF. PLAY	GT 1ST POSSESSION	OPP. 1ST POSSESSION	KICKOFF TIME	GAME LENGTH	GT HELMET	GT JERSEY	GT PANTS
Boston College	Burden, Gamble^	GT	Kick	Mills rush, 6 yds.	Touchdown	Interception	12:31 p.m.	3:08	Gold	White	White
Mercer	Allen, Butker, R.-Chungong^	MER	Rec.	Searcy rush, 13 yds.	Fumble	Touchdown	3:04 p.m.	3:05	Gold	White	Gold
Vanderbilt	Butker, Gamble, Thomas, Willis^	VU	Rec.	Thomas to M. Marshall, 81 yds.*	Touchdown	Touchdown	12:30 p.m.	3:08	Gold	White	Gold
Clemson	Butker, Gamble, Thomas, Davis^	GT	Kick	Thomas rush, (-5) yds.	Punt	Touchdown	7:32 p.m.	3:09	White	White	White
Miami	Butker, Gamble, Thomas+	GT	Rec.	Thomas rush, (-5) yds.	Punt	Touchdown	12:01 p.m.	3:06	Gold	White	Gold
Pittsburgh	Butker, Gamble, Thomas+	GT	Kick	Incomplete pass	Field Goal	Touchdown	12:30 p.m.	3:16	White	White	Gold
Ga. Southern	Butker, Gamble, Thomas+	GS	Rec.	Thomas to Jeune, 11 yds	Touchdown	Punt	12:34 p.m.	3:01	White	White	Gold
Duke	Butker, Gamble, Thomas+	DU	Rec.	Thomas sacked, (-3) yds.	Touchdown	Punt	12:04 p.m.	3:27	Gold	White	Gold
North Carolina	Butker, Gamble, Thomas+	GT	Kick	Incomplete pass	Punt	Touchdown	12:31 p.m.	3:15	Gold	White	White
Virginia Tech	Butker, Gamble, Thomas+	VT	Rec.	Lynch rush, (-3) yds.	Field Goal	Punt	3:32 p.m.	3:14	Gold	White	White
Virginia	Butker, Gamble, Thomas+	GT	Kick	Thomas fumble, 1 yd.	Punt	Punt	12:30 p.m.	3:10	Gold	White	White
Georgia	Butker, Gamble, Thomas+	GT	Kick	Thomas rush, 5 yds.	Touchdown	Missed FG	12:01 p.m.	3:19	Gold	White	White
Kentucky	Butker, Gamble, Thomas+	UK	Kick	Thomas rush, (-2) yds.	Field Goal	Fumble (GT TD)	11:02 a.m.	3:30	White	Gold	White

* touchdown



2016 STATISTICS

2016 GAME PARTICIPATION

Table with columns: #, Name, GP/GS, BC, MER, VANDY, CU, UM, UP, GS, DU, NC, VT, VA, UGA, UK. Rows list 61 players and their participation statistics.

CAREER STARTS

Table with columns: NAME, '12, '13, '14, '15, '16, TOT. CONS. Rows list 50 players and their career start statistics.

CAREER GAMES

Table with columns: NAME, '12, '13, '14, '15, '16, TOT. CONS. Rows list 50 players and their career game statistics.

GEORGIA TECH INDIVIDUAL GAME HIGHS

Rushes	32	Matthew Jordan at Virginia Tech (Nov. 12, 2016)
Yards Rushing	195	Justin Thomas vs. Duke (Oct. 29, 2016)
TD Rushes	3	Dedrick Mills vs. Vanderbilt (Sept. 17, 2016)
Long Rush	82	Justin Thomas vs. Duke (Oct. 29, 2016)
Pass Attempts	19	Justin Thomas vs. Miami (Oct. 1, 2016)
Pass Completions	11	Justin Thomas vs. Miami (Oct. 1, 2016)
Yards Passing	264	Justin Thomas vs. Duke (Oct. 29, 2016)
TD Passes	2	Justin Thomas vs. Duke (Oct. 29, 2016)
Long Pass	83	Justin Thomas at North Carolina (Nov. 5, 2016)
Receptions	4	Ricky Jeune vs. Georgia Southern (Oct. 15, 2016)
Yards Receiving	91	Clinton Lynch vs. Duke (Oct. 29, 2016)
TD Receptions	2	Clinton Lynch vs. Duke (Oct. 29, 2016)
Long Reception	83	Clinton Lynch at North Carolina (Nov. 5, 2016)
Field Goals	4	Harrison Butker vs. Kentucky (Dec. 31, 2016)
Long Field Goal	52	Harrison Butker vs. Kentucky (Dec. 31, 2016)
Punts	8	Ryan Rodwell vs. Clemson (Sept. 22, 2016)
Punting Avg	52.2	Ryan Rodwell vs. Virginia (Nov. 19, 2016)
Long Punt	65	Ryan Rodwell vs. Virginia (Nov. 19, 2016)
Punts Inside 20	4	Ryan Rodwell at Virginia Tech (Nov. 12, 2016)
Long Punt Return	26	Brad Stewart vs. Miami (Oct. 1, 2016)
Long Kickoff Return	96	J.J. Green at Pittsburgh (Oct. 8, 2016)
Tackles	14	P.J. Davis vs. Virginia (Nov. 19, 2016)
Sacks	2.0	Anree Saint-Amour at Virginia Tech (Nov. 12, 2016)
	2.0	Patrick Gamble vs. Kentucky (Dec. 31, 2016)
Tackles For Loss	3.0	Corey Griffin vs. Georgia Southern (Oct. 15, 2016)
	3.0	A.J. Gray vs. Georgia Southern (Oct. 15, 2016)
	3.0	Rod Rook-Chungong vs. Georgia Southern (Oct. 15, 2016)
Interceptions	2	Lawrence Austin at Virginia Tech (Nov. 12, 2016)

GEORGIA TECH TEAM GAME HIGHS

Rushes	59	at North Carolina (Nov. 5, 2016)
Yards Rushing	374	at North Carolina (Nov. 5, 2016)
Yards Per Rush	7.3	vs. Duke (Oct. 29, 2016)
TD Rushes	5	vs. Mercer (Sept. 10, 2016)
Pass Attempts	19	vs. Miami (Oct. 1, 2016)
Pass Completions	11	vs. Miami (Oct. 1, 2016)
Yards Passing	264	vs. Duke (Oct. 29, 2016)
Yards Per Pass	18.9	vs. Duke (Oct. 29, 2016)
TD Passes	2	vs. Vanderbilt (Sept. 17, 2016)
	2	vs. Duke (Oct. 29, 2016)
Total Plays	73	vs. Miami (Oct. 1, 2016)
Total Offense	605	vs. Duke (Oct. 29, 2016)
Yards Per Play	9.9	vs. Duke (Oct. 29, 2016)
Points	38	vs. Vanderbilt (Sept. 17, 2016)
	38	vs. Duke (Oct. 29, 2016)
Sacks By	5	at Virginia Tech (Nov. 12, 2016)
First Downs	25	vs. Mercer (Sept. 10, 2016)
Penalties	8	vs. Duke (Oct. 29, 2016)
	8	vs. Kentucky (Dec. 31, 2016)
Penalty Yards	74	vs. Kentucky (Dec. 31, 2016)
Turnovers	3	vs. Miami (Oct. 1, 2016)
Interceptions By	3	vs. Virginia (Nov. 19, 2016)
Punts	8	vs. Clemson (Sept. 22, 2016)
Punting Avg	52.2	vs. Virginia (Nov. 19, 2016)
Long Punt	65	vs. Virginia (Nov. 19, 2016)
Punts Inside 20	4	at Virginia Tech (Nov. 12, 2016)
Long Punt Return	26	vs. Miami (Oct. 1, 2016)

OPPONENT INDIVIDUAL GAME HIGHS

Rushes	24	Taquan Mizzell, vs. Virginia (Nov. 19, 2016)
Yards Rushing	170	Sony Michel, at Georgia (Nov. 26, 2016)
TD Rushes	3	Elijah Hood, at North Carolina (Nov. 5, 2016)
Long Rush	73	Jon Hillman, vs. Boston College (Sept. 3, 2016)
Pass Attempts	48	Deshaun Watson, vs. Clemson (Sept. 22, 2016)
Pass Completions	32	Deshaun Watson, vs. Clemson (Sept. 22, 2016)
	32	Jerod Evans, at Virginia Tech (Nov. 12, 2016)
Yards Passing	329	Mitch Trubisky, at North Carolina (Nov. 5, 2016)
TD Passes	2	Deshaun Watson, vs. Clemson (Sept. 22, 2016)
	2	Daniel Jones, vs. Duke (Oct. 29, 2016)
Long Pass	74	Nathan Peterman, at Pittsburgh (Oct. 8, 2016)
Receptions	10	Cam Phillips, at Virginia Tech (Nov. 12, 2016)
Yards Receiving	120	Bug Howard, at North Carolina (Nov. 5, 2016)
TD Receptions	2	Daniel Helm, vs. Duke (Oct. 29, 2016)
Long Reception	74	Scott Orndoff, at Pittsburgh (Oct. 8, 2016)
Field Goals	3	Chris Blewitt, at Pittsburgh (Oct. 8, 2016)
Long Field Goal	50	Nick Weiler, at North Carolina (Nov. 5, 2016)
Punts	8	Sam Loy, vs. Vanderbilt (Sept. 17, 2016)
Punting Avg	52.0	Parker Boehme, vs. Duke (Oct. 29, 2016)
Long Punt	57	Tyler Zielenske, vs. Mercer (Sept. 10, 2016)
Punts Inside 20	4	Andy Teasdale, vs. Clemson (Sept. 22, 2016)
Long Punt Return	26	Daniel Hamm, vs. Virginia (Nov. 19, 2016)
Long Kickoff Return	37	Der'Woun Greene, at Virginia Tech (Nov. 12, 2016)
Tackles	14	Andrew Motuapuaka, at Virginia Tech (Nov. 12, 2016)
Sacks	2.0	Trent Harris, vs. Miami (Oct. 1, 2016)
Tackles For Loss	4.0	Connor Strachan, vs. Boston College (Sept. 3, 2016)
Interceptions	1	Four players with

OPPONENT TEAM GAME HIGHS

Rushes	50	vs. Georgia Southern (Oct. 15, 2016)
Yards Rushing	283	at North Carolina (Nov. 5, 2016)
Yards Per Rush	8.1	at North Carolina (Nov. 5, 2016)
TD Rushes	5	at North Carolina (Nov. 5, 2016)
Pass Attempts	48	vs. Clemson (Sept. 22, 2016)
Pass Completions	32	vs. Clemson (Sept. 22, 2016)
	32	at Virginia Tech (Nov. 12, 2016)
Yards Passing	353	at North Carolina (Nov. 5, 2016)
Yards Per Pass	12.7	vs. Miami (Oct. 1, 2016)
TD Passes	2	vs. Clemson (Sept. 22, 2016)
	2	vs. Duke (Oct. 29, 2016)
Total Plays	88	vs. Virginia (Nov. 19, 2016)
Total Offense	636	at North Carolina (Nov. 5, 2016)
Yards Per Play	9.1	at North Carolina (Nov. 5, 2016)
Points	48	at North Carolina (Nov. 5, 2016)
Sacks By	4	vs. Miami (Oct. 1, 2016)
First Downs	26	at North Carolina (Nov. 5, 2016)
Penalties	10	vs. Clemson (Sept. 22, 2016)
Penalty Yards	80	vs. Clemson (Sept. 22, 2016)
Turnovers	4	at Virginia Tech (Nov. 12, 2016)
Interceptions By	1	vs. Vanderbilt (Sept. 17, 2016)
	1	vs. Clemson (Sept. 22, 2016)
	1	vs. Miami (Oct. 1, 2016)
	1	at Georgia (Nov. 26, 2016)
Punts	8	vs. Vanderbilt (Sept. 17, 2016)
Punting Avg	47.0	at Pittsburgh (Oct. 8, 2016)
Long Punt	57	vs. Mercer (Sept. 10, 2016)
Punts Inside 20	4	vs. Clemson (Sept. 22, 2016)
Long Punt Return	26	vs. Virginia (Nov. 19, 2016)

TEAM

	GEORGIA TECH	OPPONENT
Scored 50 Points	Sept. 12, 2015 vs. Tulane (65)	Nov. 14, 2013 by Clemson (55)
Scored 50 Points, ACC Game	Nov. 8, 2014 at NC State (56)	Nov. 14, 2013 by Clemson (55)
Scored 35 Points, Half	Sept. 12, 2015 vs. Tulane (37/2nd)	Oct. 10, 2009 by Florida State (35/1st)
Scored 28 Points, Quarter	Sept. 3, 2015 vs. Alcorn State (34/1st)	Dec. 31, 2008 by LSU (28/2nd) (Chick-fil-A Bowl)
Scored 0 Points	Oct. 18, 1997 at Florida State	Oct. 19, 2013 by Syracuse
Scored 0 Points, Half	Sept. 22, 2016 vs. No. 5/3 Clemson (1st)	Nov. 12, 2016 by No. 18/22 Virginia Tech (1st)
Overcame 10-Point Deficit, Win	Nov. 26, 2016 at Georgia (14-27)	Nov. 12, 2015 vs. Virginia Tech (0-14)
Overcame 10-Point Halftime Deficit, Win	Nov. 29, 2008 at Georgia (12-28)	Nov. 30, 2013 by Georgia (20T) (7-20)
40-Point Margin of Victory	Sept. 12, 2015 vs. Tulane (65-10)	Sept. 24, 2005 by Virginia (7-51)
30-Point Margin of Victory	Sept. 17, 2016 vs. Vanderbilt (38-7)	Nov. 24, 2012 by Georgia (42-10)
Scored 30 Points, Loss	Oct. 8, 2016 at Pittsburgh (34)	Dec. 31, 2014 by Mississippi State (34)
Scored fewer than 10 Points, Win	Nov. 11, 2006 at North Carolina (7-0)	Dec. 2, 2006 by Wake Forest (9-6)
7 Touchdowns	Sept. 12, 2015 vs. Tulane (9)	Oct. 18, 2014 by North Carolina (7)
0 Touchdowns	Dec. 31, 2008 vs. LSU	Nov. 15, 2014 by Clemson
5 Rushing Touchdowns	Sept. 10, 2016 vs. Mercer (5)	Nov. 5, 2016 by No. 18/17 North Carolina (5)
4 Passing Touchdowns	Sept. 13, 2014 vs. Georgia Southern (4)	Oct. 18, 2014 by North Carolina (4)
Interception Return for Touchdown	Nov. 19, 2016 vs. Virginia Lance Austin (24 yards) (Matt Johns pass)	Oct. 12, 2013 by BYU Alani Fua (51 yards) (Vlad Lee pass)
Fumble Return for Touchdown	Dec. 31, 2016 vs. Kentucky; P.J. Davis (38 yards)	Oct. 1, 2016 by No. 14 Miami; Shaquille Quarterman (17 yards) Oct. 1, 2016 by No. 14 Miami; Joe Jackson (18 yards)
Punt Return for Touchdown	Sept. 10, 2009 vs. Clemson; Jerrard Tarrant (85 yards)	Sept. 25, 2010 by NC State (Williams blocked punt return)
Blocked Punt Return for Touchdown	Sept. 27, 1997 vs. Clemson Block by Ajenavi Eziemefe, Djay Jones recovered for TD	Sept. 25, 2010 by NC State Asa Watson blocked and recovered for a touchdown
Kickoff Return for Touchdown	Oct. 8, 2016 at Pittsburgh; J.J. Green (96 yards)	Sept. 26, 2015 by Duke; DeVon Edwards (100 yards)
2 Non-Offensive Touchdowns	Nov. 8, 2014 at NC State (INT return, fumble return)	Oct. 1, 2016 by No. 14 Miami (2 fumble returns)
4 Field Goals Made	Dec. 31, 2016 vs. Kentucky (4)	Nov. 17, 2007 by North Carolina (4)
3 Field Goals Missed	Oct. 20, 2012 vs. Boston College (3)	Sept. 29, 2007 by Clemson (4)
5 Field Goals Attempted	Dec. 31, 2011 vs. Utah (5)	Nov. 17, 2007 by North Carolina (5)
50-yard Field Goal Made	Dec. 31, 2016 vs. Kentucky (Harrison Butler, 52)	Nov. 5, 2016 by No. 18/17 North Carolina (Nick Weiler, 50)
Missed PAT	Sept. 3, 2015 vs. Alcorn State	Nov. 12, 2015 by Virginia Tech
Missed more than 1 PAT	Nov. 3, 2012 at Maryland (2)	Nov. 5, 1977 by Notre Dame (2)
Made 2-Point Conversion	Sept. 19, 2015 at Notre Dame (Clinton Lynch rush)	Dec. 31, 2016 by Kentucky (Stephen Johnson pass to C.J. Conrad)
Failed 2-Point Conversion	Nov. 15, 2014 vs. Clemson (rush failed)	Nov. 12, 2016 by No. 18/22 Virginia Tech (rush failed)
Two 2-Point Conversions Attempted	Nov. 29, 2008 at Georgia (3/2 made, 1 failed)	Sept. 26, 2015 by Duke (3/1 made, 2 failed)
Defensive Extra Point Scored	Oct. 28, 1989 at Duke Ken Swilling 99-yard INT return (Steve Prince pass)	None recorded
Recorded Safety	Sept. 12, 2015 vs. Tulane Tulane recovered poor snap on punt attempt in end zone	Sept. 22, 2016 by Clemson GT recovered a fumble after an interception in their own end zone
Blocked Field Goal	Nov. 12, 2016 at No. 18/22 Virginia Tech TEAM blocked Joey Slye's attempt	Nov. 5, 2016 by No. 18/17 North Carolina D.J. Ford blocked Harrison Butler's attempt
Blocked PAT	Nov. 8, 2014 at NC State (Adam Gotsis)	Nov. 29, 2014 at Georgia (OT)
Blocked Punt	Dec. 31, 2016 vs. Kentucky Terrell Lewis blocked punt of Grant KcKinniss	Dec. 31, 2016 by Kentucky Nico Firiros blocked punt of Ryan Rodwell
Blocked 2 Kicks/Punts	Dec. 30, 2013 vs. Ole Miss (field goal/PAT)	Nov. 4, 1989 by Western Carolina (2 FGAs)
30 First Downs	Nov. 29, 2014 at Georgia (32)	Dec. 31, 2014 by Mississippi State (33)
10 (or fewer) First Downs	Nov. 19, 2016 vs. Virginia (8)	Nov. 15, 2014 by Clemson (10)
500-599 Yards Total Offense	Nov. 5, 2016 at No. 18/17 North Carolina (518)	Oct. 29, 2016 by Duke (559)
600+ Yards Total Offense	Oct. 29, 2016 vs. Duke (605)	Nov. 5, 2016 by No. 18/17 North Carolina (636)
Less than 200 Yards Total Offense	Sept. 22, 2016 vs. No. 5/3 Clemson (124)	Oct. 24, 2009 by Virginia (198)
Less than 100 Yards Total Offense	Nov. 18, 1961 at Alabama (96)	Oct. 9, 2004 by Maryland (82)
300+ Yards Total Offense, Half	Nov. 5, 2016 at No. 18/17 North Carolina (325/1st)	Nov. 12, 2016 by No. 18/22 Virginia Tech (316/2nd)
Less than 50 Yards Total Offense, Half	Sept. 22, 2016 vs. No. 5/3 Clemson (22/1st)	Oct. 4, 2008 by Duke (49/1st)
90 Offensive Plays	Oct. 20, 2012 vs. Boston College (91)	Oct. 26, 2013 by Virginia (93)
50 (or fewer) Offensive Plays	Nov. 19, 2016 vs. Virginia (41)	Oct. 1, 2016 by No. 14 Miami (46)
300-399 Yards Rushing	Nov. 12, 2016 at No. 18/22 Virginia Tech (309)	Nov. 28, 2009 by Georgia (339)
400+ Yards Rushing	Sept. 12, 2015 vs. Tulane (439)	Nov. 27, 1975 by Georgia (431)
50 Yards (or less) Rushing	Nov. 27, 2004 at Georgia (24)	Nov. 1, 2014 by Virginia (22)
0 Yards (or less) Rushing	1968 (two times – vs. Notre Dame and Navy)	Nov. 2, 2013 by Pittsburgh (-5)
60 Rushing Attempts	Sept. 26, 2015 vs. Duke (60)	Oct. 5, 2002 by Wake Forest (60)
30 (or fewer) Rushing Attempts	Nov. 1, 2007 vs. Virginia Tech (26)	Oct. 1, 2016 by No. 14 Miami (27)
25+ Pass Completions	Sept. 10, 2005 vs. North Carolina (25)	Nov. 19, 2016 by Virginia (27)
5 (or fewer) Pass Completions	Nov. 19, 2016 vs. Virginia (5)	Oct. 1, 1994 by NC State (3)
40+ Pass Attempts	Sept. 22, 2007 at Virginia (40)	Nov. 19, 2016 by Virginia (46)
10 (or fewer) Pass Attempts	Nov. 26, 2016 at Georgia (10)	Nov. 30, 1985 by Georgia (10)
Threw 3 Interceptions	Nov. 1, 2007 vs. Virginia Tech (5)	Nov. 19, 2016 by Virginia (3)
300-399 Yards Passing	Sept. 1, 2011 vs. Western Carolina (365)	Nov. 12, 2016 by No. 18/22 Virginia Tech (316)
400+ Yards Passing	Nov. 10, 2001 at Virginia (486)	Dec. 31, 2014 by Mississippi State (453)
100 (or less) Yards Passing	Nov. 12, 2016 at No. 18/22 Virginia Tech (34)	Sept. 8, 2012 by Presbyterian (98)



TEAM

	GEORGIA TECH	OPPONENT
Completed 70 Percent of Pass Attempts	Oct. 29, 2016 vs. Duke (.714, 10-of-14)	Oct. 8, 2016 by Pittsburgh (.700, 14-of-20)
5 Fumbles	Nov. 21, 2015 at Miami (9)	Oct. 25, 2014 by Pittsburgh (7)
4 Fumbles Lost	Nov. 17, 2007 vs. North Carolina (4)	Oct. 25, 2014 by Pittsburgh (6)
5 Turnovers	Oct. 26, 2013 at Virginia (5)	Oct. 25, 2014 by Pittsburgh (6)
0 Turnovers	Nov. 19, 2016 vs. Virginia	Nov. 5, 2016 by No. 18/17 North Carolina
10 Penalties	Oct. 12, 2013 at BYU (10)	Sept. 22, 2016 by No. 5/3 Clemson (10)
2 (or fewer) Penalties	Sept. 22, 2016 vs. No. 5/3 Clemson (2)	Nov. 26, 2016 by Georgia (2)
100 Penalty Yards	Oct. 20, 2007 vs. Army (110)	Oct. 28, 2004 by Virginia Tech (108)
10 (or fewer) Penalty Yards	Sept. 10, 2016 vs. Mercer (10)	Nov. 2, 2013 by Pittsburgh (10)
10 Punts	Sept. 29, 2007 vs. Clemson (10)	Oct. 11, 2008 by Gardner-Webb (10)
0 Punts	Nov. 8, 2014 at NC State	Dec. 5, 2009 by Clemson
10 Third-Down Conversions	Sept. 6, 2014 at Tulane (10)	Oct. 15, 2016 by Georgia Southern (13)
2 Fourth-Down Conversions	Dec. 31, 2016 vs. Kentucky (2)	Dec. 31, 2016 by Kentucky (2)
4 Fourth-Down Attempts	Oct. 8, 2016 at Pittsburgh (2-of-4)	Dec. 31, 2016 by Kentucky (2-of-4)
37:00 Time of Possession	Oct. 1, 2016 vs. No. 14 Miami (39:54)	Nov. 19, 2016 by Virginia (38:37)
15 Tackles for Loss	Sept. 1, 2007 at Notre Dame (19)	None Recorded
10 Sacks	Oct. 9, 1993 vs. Maryland (11)	None Recorded
5 Players to Score TD	Sept. 12, 2015 vs. Tulane (8)	Oct. 18, 2014 at North Carolina (6)
4 Players to Rush for TD	Nov. 26, 2016 at Georgia (4)	Nov. 10, 2012 by North Carolina (4)
3 Players to Catch TD Pass	Sept. 12, 2015 vs. Tulane (3)	Oct. 18, 2014 at North Carolina (3)
2 Players to Throw TD Pass	Sept. 17, 2016 vs. Vanderbilt (2 - Justin Thomas & Matthew Jordan)	Oct. 1, 2011 by NC State (2)
15-Play Touchdown Drive	Sept. 14, 2013 at Duke (15)	Oct. 15, 2016 by Georgia Southern (18)
8-Minute Touchdown Drive	Sept. 26, 2013 vs. Virginia Tech (8:12)	Oct. 31, 2015 by Virginia (8:08)
90-Yard Touchdown Drive	Dec. 31, 2016 vs. Kentucky (94)	Nov. 12, 2016 by No. 18/22 Virginia Tech (93)
1-Play Touchdown Drive	Nov. 5, 2016 at No. 18/17 N. Carolina (Thomas to Lynch 83-yard pass)	Oct. 29, 2016 by Duke (Jela Duncan 10-yard run)
Won an Overtime Game	Nov. 29, 2014 at Georgia (OT) (30-24)	Nov. 30, 2013 by Georgia (20T) (41-34)
Game Won on Final Play	Oct. 24, 2015 vs. Florida State (Lance Austin 78-yard missed FG return)	Oct. 8, 2016 by Pittsburgh (Chris Blewitt 31-yard field goal)

BOTH TEAMS COMBINED



90 Points	Oct. 18, 2014 at North Carolina (91, 43-48)	100 Rushing Attempts	Nov. 29, 2014 at Georgia (109)
20 (or fewer) Points	Nov. 28, 2015 vs. Georgia (20) (13-7)	60 (or fewer) Rushing Attempts	Sept. 9, 2006 vs. Samford (51)
10 (or fewer) Points	Nov. 11, 2006 at North Carolina (7) (7-0)	700 Yards Passing	Nov. 10, 2001 at Virginia (813)
50 Points in a Half	Nov. 23, 2013 vs. Alabama A&M (52/1st)	150 (or fewer) Yards Passing	Nov. 3, 2012 at Maryland (146)
0 Points in a Half	Nov. 11, 2006 at North Carolina (2nd)	50 Pass Completions	Sept. 15, 2007 vs. Boston College (50)
30 Points in a Quarter	Oct. 8, 2016 at Pittsburgh (31/2nd)	20 (or fewer) Completions	Nov. 26, 2016 at Georgia (20)
10 Touchdowns	Oct. 29, 2016 vs. Duke (10)	90 Pass Attempts	Oct. 26, 2002 vs. Virginia (101)
0 Touchdowns	Dec. 2, 2006 vs. Wake Forest	30 (or fewer) Pass Attempts	Oct. 8, 2016 at Pittsburgh (30)
5 Touchdowns in a Quarter	Oct. 1, 2016 vs. No. 14 Miami (5/2nd)	5 Passes Intercepted	Nov. 1, 2007 vs. Virginia Tech (5)
8 Touchdowns in a Half	Nov. 10, 2012 at North Carolina (8/1st, 8/2nd)	10 Fumbles	Nov. 21, 2015 at Miami (11)
6 Field Goals	Oct. 24, 2015 vs. Florida State (6)	5 Fumbles Lost	Oct. 25, 2014 at Pittsburgh (7)
4 Field Goals Missed	Oct. 20, 2012 vs. Boston College (4)	10 Turnovers	Nov. 17, 1990 at Wake Forest (10)
8 Field Goals Attempted	Nov. 17, 2007 vs. North Carolina (8)	0 Turnovers	Oct. 15, 2016 vs. Georgia Southern
50 First Downs	Nov. 5, 2016 at No. 18/17 North Carolina (50)	20 Penalties	Sept. 10, 2004 vs. Western Carolina (21)
25 (or fewer) First Downs	Oct. 18, 2008 at Clemson (24) (12-12)	5 (or fewer) Penalties	Sept. 26, 2015 at Duke (5)
1,000 Yards Total Offense	Nov. 5, 2016 at No. 18/17 North Carolina (1,154)	200 Penalty Yards	Sept. 9, 2000 vs. Florida State (254)
500 Yards (or fewer) Total Offense	Oct. 22, 2011 at Miami (473)	25 (or fewer) Penalty Yards	Oct. 22, 2011 at Miami (15)
160 Offensive Plays	Oct. 26, 2002 vs. Virginia (165)	15 Punts	Oct. 11, 2008 vs. Gardner-Webb (17)
120 (or fewer) Offensive Plays	Oct. 8, 2016 at Pittsburgh (117)	0 Punts	Dec. 5, 2009 vs. Clemson
600+ Yards Rushing	Nov. 5, 2016 at No. 18/17 North Carolina (617)	10 Sacks	Nov. 10, 2007 at Duke (10)
150 (or fewer) Yards Rushing	Nov. 19, 2005 at Miami (150)		



INDIVIDUAL

	GEORGIA TECH	OPPONENT
30 Rushing Attempts	Dec. 31, 2016 vs. Kentucky, Dedrick Mills (31)	Nov. 8, 2003 by Duke, Chris Douglas (30)
150-199 Yards Rushing	Dec. 31, 2016 vs. Kentucky, Dedrick Mills (169)	Nov. 26, 2016 by Georgia, Sony Michel (170)
200+ Yards Rushing	Nov. 29, 2008 at Georgia, Roddy Jones (214)	Sept. 29, 2012 by Middle Tennessee St., Benny Cunningham (217)
50+ Pass Attempts	Oct. 6, 2005 vs. NC State, Reggie Ball (53)	Oct. 26, 2013 by Virginia, David Watford (62)
40+ Pass Attempts	Sept. 22, 2007 at Virginia, Taylor Bennett (40)	Nov. 19, 2016 by Virginia, Matt Johns (44)
25+ Pass Completions	Nov. 8, 2003 vs. Duke, Reggie Ball (27)	Nov. 19, 2016 by Virginia, Matt Johns (27)
Threw 3 Interceptions	Nov. 1, 2007 vs. Virginia Tech, Taylor Bennett (4)	Nov. 19, 2016 by Virginia, Matt Johns (3)
300-399 Yards Passing	Oct. 6, 2007 vs. Maryland, Taylor Bennett (309)	Nov. 12, 2016 by No. 18/22 Virginia Tech, Jerod Evans (316)
400+ Yards Passing	Nov. 10, 2001 at Virginia, George Godsey (486)	Sept. 22, 2012 by Miami, Stephen Morris (436)
Rushed and Passed for 100+ Yards	Oct. 29, 2016 vs. Duke, Justin Thomas (195/264)	Oct. 3, 2015 by North Carolina, Marquise Williams (148/134)
Rushed and Received for 100+ Yards	Nov. 14, 2013 at Clemson, Robert Godhigh (126/203)	Oct. 30, 1997 by North Carolina, J. Linton (138/137)
300-399 Yards Total Offense	Aug. 30, 2014 vs. Wofford, Justin Thomas (353)	Nov. 12, 2016 by No. 18/22 Virginia Tech, Jerod Evans (391)
400+ Yards Total Offense	Oct. 29, 2016 vs. Duke, Justin Thomas (459)	Oct. 6, 2012 by Clemson, Tajh Boyd (460)
10+ Receptions	Oct. 7, 2006 vs. Maryland, Calvin Johnson (10)	Nov. 12, 2016 by No. 18/22 Virginia Tech, Cam Phillips (10)
100-199 Yards Receiving	Oct. 31, 2015 at Virginia, Ricky Jeune (103)	Nov. 5, 2016 by No. 18/17 North Carolina, Bug Howard (120)
200+ Yards Receiving	Oct. 4, 2008 vs. Duke, Demaryius Thomas (230)	Dec. 29, 2005 by Utah, Travis Latendresse (214)
4 Touchdowns Scored	Oct. 29, 2016 vs. Duke, Justin Thomas (4)	Nov. 30, 2013 by Georgia (20T), Todd Gurley (4)
3 Touchdowns Rushing	Sept. 17, 2016 vs. Vanderbilt, Dedrick Mills (3)	Sept. 26, 2015 by Duke, Shaquille Powell (3)
3 Touchdowns Receiving	Sept. 11, 2004 vs. Clemson, Calvin Johnson (3)	Nov. 29, 2008 by Georgia, Mohamed Massaquoi (3)
4 Touchdowns Passing	Sept. 13, 2014 vs. Georgia Southern, Justin Thomas (4)	Nov. 14, 2013 by Clemson, Tajh Boyd (4)
Rushing and Receiving Touchdowns	Oct. 1, 2016 vs. No. 14 Miami, Dedrick Mills (2/1)	Nov. 21, 2015 by Miami, Mark Walton (2/1)
Rushing and Passing Touchdowns	Oct. 29, 2016 vs. Duke, Justin Thomas (2/2)	Dec. 31, 2016 by Kentucky, Stephen Johnson (1/1)
Passing and Receiving Touchdowns	Nov. 17, 2007 vs. North Carolina, Taylor Bennett (1/1)	Nov. 10, 1984 by North Carolina, Kevin Anthony (2/1)
4+ Field Goals	Dec. 31, 2016 vs. Kentucky, Harrison Butker (4-of-4)	Nov. 17, 2007 by North Carolina, Connor Barth (4-of-5)
3 Field Goals	Nov. 12, 2016 at No. 18/22 Virginia Tech, Harrison Butker (3-of-3)	Oct. 8, 2016 by Pittsburgh, Chris Blewitt (3-of-3)
5 Field Goal Attempts	Sept. 1, 2007 vs. Notre Dame, Travis Bell (5)	Nov. 17, 2007 by North Carolina, Connor Barth (5)
Made a 50-yard Field Goal	Dec. 31, 2016 vs. Kentucky, Harrison Butker (52)	Nov. 5, 2016 by No. 18/17 North Carolina, Nick Weiler (50)
Attempted a 60-yard Field Goal	Nov. 24, 2007 vs. North Carolina, Travis Bell (62/miss)	Nov. 17, 2007 by North Carolina, Connor Barth (63/miss)
10+ Punts	Sept. 15, 2007 vs. Boston College, Durant Brooks (10)	None recorded
60-69 yard Punt	Nov. 19, 2016 vs. Virginia, Ryan Rodwell (65)	Nov. 12, 2015 by Virginia Tech, A.J. Hughes (60)
70-yard+ Punt	Nov. 17, 2007 vs. North Carolina, Durant Brooks (77)	Sept. 14, 2013 by Duke, Will Monday (72)
100+ Punt Return Yards	Aug. 31, 2002 vs. Vanderbilt, Kelley Rhyno (110)	None recorded
70-89 yard Punt Return	Sept. 10, 2009 vs. Clemson, Jerrard Tarrant (85 TD)	Sept. 14, 2002 by Clemson, Derrick Hamilton (79)
90-yard+ Kickoff Return	Oct. 8, 2016 at Pittsburgh, J.J. Green (96 TD)	Nov. 4, 2010 by Virginia Tech, David Wilson (90)
70-yard+ Interception Return	Aug. 31, 2013 vs. Elon, Tyler Marcordes (95)	Nov. 9, 2002 by Florida State, S. Samuels (82 TD)
15+ Tackles	Dec. 30, 2013 vs. Ole Miss, Jemea Thomas (15)	Oct. 31, 2015 by Virginia, Quin Blanding (15)
3.0+ Sacks	Nov. 30, 2013 vs. Georgia (20T), Jeremiah Attaochu (4.0)	Sept. 22, 2012 by Miami, Anthony Chickillo (3.0)
2+ Interceptions	Nov. 12, 2016 at No. 18/22 Virginia Tech, Lawrence Austin (2)	Oct. 26, 2013 by Virginia, Anthony Harris (2)
2+ Fumble Recoveries	Oct. 25, 2014 at Pittsburgh, Quayshawn Nealy (2)	None recorded
2+ Forced Fumbles	Dec. 30, 2013 vs. Ole Miss, D.J. White (2)	Sept. 26, 2015 by Duke, Jeremy Cash (2)

TWO PLAYERS

	GEORGIA TECH	OPPONENT
2 100-yard Rushers	Nov. 12, 2016 at No. 18/22 Virginia Tech Marcus Marshall (143) and Matthew Jordan (121)	Nov. 28, 2009 by Georgia Ealey (183) and King (166)
2 100-yard Receivers	Sept. 10, 2005 vs. North Carolina Bilbo (131) and Calvin Johnson (114)	Nov. 14, 2013 by Clemson Bryant (176) and Watkins (104)
100-yard Rusher/100-yard Receiver	Nov. 14, 2013 at Clemson Robert Godhigh (126/103)	Nov. 5, 2016 by No. 18/17 North Carolina Elijah Hood (168) and Bug Howard (120)
250 Combined Yards Rushing	Nov. 12, 2016 at No. 18/22 Virginia Tech Matthew Jordan and Marcus Marshall (264)	Nov. 26, 2016 by Georgia Sony Michel and Nick Chubb (258)
250 Combined Yards Receiving	Jan. 1, 2007 vs. West Virginia C. Johnson and J. Johnson (254)	Nov. 14, 2013 by Clemson Bryant and Watkins (280)
20 Combined Receptions	Nov. 10, 2001 at Virginia Glover and Watkins (21)	Oct. 26, 2013 by Virginia Jenning and Tim Smith (23)

	GEORGIA TECH	17
	1-0, 1-0	
	BOSTON COLLEGE	14
	0-1, 0-1	

	MERCER	10
	0-2, 0-1	
	GEORGIA TECH	35
	2-0, 1-0	

Game 1 • Sept. 3, 2016 • Dublin, Ireland • Aviva Stadium (40,562)

Game 2 • Sept. 10, 2016 • Atlanta, Ga. • Bobby Dodd Stadium (49,992)

POSTGAME NOTES

- B-back Dedrick Mills' game-winning touchdown capped an 11-play, 59-yard drive that began on Georgia Tech's 3:33 to go in the ballgame.
- Georgia Tech scored the winning touchdown while trailing with less than a minute remaining in regulation for the first time since a 13-yard touchdown pass from Justin Thomas to Deon Hill with 23 seconds to go lifted the Yellow Jackets to a 42-38 win over Georgia Southern on Sept. 13, 2014.
- Georgia Tech won its season opener for the fourth straight year and eighth time in nine tries under head coach Paul Johnson. The Yellow Jackets moved to 87-33-4 all-time in openers.
- Georgia Tech moved to 7-2 all-time against Boston College. The Yellow Jackets have won three straight over the Eagles, dating back to a 19-16 win in Chestnut Hill, Mass. on Sept. 6, 2008.
- Georgia Tech moved to 10-3 in its last 13 ACC openers.
- Georgia Tech won for the fourth time in six tries when opening the season with an ACC game.
- Georgia Tech led 7-0 at halftime. The first-half shutout marked the first time that Georgia Tech blanked an ACC opponent in the first half since its 56-0 win over Syracuse on Oct. 19, 2013.
- Four players made their first career starts for Georgia Tech - Sr. DT Francis Kallon, Jr. CB Lance Austin, So. FS J. Gray and true Fr. BB Dedrick Mills. Jr. AB J.J. Green made his first start as a Yellow Jacket; he had two starts as a freshman at Georgia in 2013.
- Mills became the first true freshman to start a season opener for Tech since wide receiver Tyler Melton in 2008.
- In 27 career starts, Thomas has engineered three drives that have resulted in Georgia Tech scoring the game's winning or tying points in the final minute of regulation.
- Sophomore A-back Qua Searcy, who had three receptions for 45 yards in his career coming in to the game, finished with three catches for 60 yards on Saturday, including a career-long 36-yarder that set up Georgia Tech's first touchdown and a 22-yarder on fourth-and-19 that kept the Yellow Jackets' game-winning drive alive.

SCORING SUMMARY

	1	2	3	4	F
Georgia Tech	7	0	0	10	17
Boston College	0	0	7	7	14

1st 3:11	GT	Matthew Jordan 3 yd run (Harrison Butker kick), 11-59, 6:50	GT 7, BC 0
3rd 13:00	BC	Jon Hilliman 73 yd run (Colton Lichtenberg kick), 1-73, :13	GT 7, BC 7
4th 11:46	BC	Patrick Towles 6 yd run (Colton Lichtenberg kick), 9-63, 4:05	BC 14, GT 7
5:57	GT	Harrison Butker 40 yd field goal, 11-46, 5:49	BC 14, GT 10
0:35	GT	Dedrick Mills 4 yd run (Harrison Butker kick), 11-59, 2:58	GT 17, BC 14

TEAM STATISTICS

	GT	BC
First Downs.....	12	15
Rushes-Yards.....	44-119	37-176
Passing Yards.....	119	144
Pass Att.-Comp-Int.....	8-15-0	11-17-1
Total Offense.....	238	320
Fumbles-Lost.....	1-1	2-2
Penalties-Yards.....	3-28	7-39
Punts-Yards (Avg./Net).....	5-187 (37.4/30.2)	3-107 (35.7/30.7)
Kickoffs-Yards (Avg./Net).....	4-260 (65.0/40.0)	3-182 (60.7/33.7)
Punt Returns (No.-Yds.-TD).....	1-15-0	2-36-0
Kickoff Returns (No.-Yds.-TD).....	2-56-0	0-0-0
Interceptions (No.-Yds.-TD).....	1-11-0	0-0-0
Fumble Returns (No.-Yds.-TD).....	0-0-0	0-0-0
Time of Possession.....	30:18	29:42
Third-Down Conversions.....	6-of-14	6-of-14
Fourth-Down Conversions.....	2-of-2	0-of-0
Red-Zone Scores-Chances.....	3-3	1-3
Sacks By (No.-Yds.).....	1-4	1-9
Field Goals.....	1-1	0-2
Points Off Turnovers.....	7	0

INDIVIDUAL STATISTICS

- RUSHING:** GT — Mills 18-68; M. Marshall 9-31; Thomas 10-16; Green 2-5; Jordan 1-3; Lynch 1-2; Team 1-(-2); Searcy 2-(-4). BC — Hilliman 17-102; Towles 9-27; Willis 6-24; Smith 1-9; Rouse 2-8; Walker 1-4; Jones 1-2.
- PASSING:** GT — Thomas 8-15-0, 119. BC — Towles 11-17-1, 144.
- RECEIVING:** GT — Searcy 3-60; Jeune 3-45; Stewart 2-14. BC — Callinan 4-53; Smith 3-26; Walker 2-35; Garrison 1-26; Rouse 1-4.
- INTERCEPTIONS:** GT — Griffin 1-11. BC — None.
- FUMBLE RECOVERIES:** GT — Cerge-Henderson, Saint-Amour. BC — Gutapfel.
- FORCED FUMBLES:** GT — A. Simmons. BC — Johnson.
- TACKLES FOR LOSS:** GT — A. Simmons 2.0-5; Lewis 1.0-1; Davis 0.5-1; Gray 0.5-1. BC — Strachan 4.0-13; Milano 2.0-12; Allen 1.0-2; Gutapfel 1.0-1.
- SACKS:** GT — A. Simmons 1.0-4. BC — Milano 1.0-9.

POSTGAME NOTES

- Georgia Tech won its home opener for the 10th-straight year and 17th time in the last 18 years. The Yellow Jackets moved to 93-25-4 all-time in home openers.
- Georgia Tech moved to 14-1-1 all-time versus Mercer and claimed its 12th-straight win in the series, dating back to 1908. Saturday's game was the first between the Yellow Jackets and Bears since 1938 - Mercer did not field a football team from 1942-2012.
- Georgia Tech blocked a field goal for the second time this season when Kyle Cerge-Henderson blocked a 37-yard attempt in the fourth quarter. It was Georgia Tech's 16th blocked kick since the beginning of the 2013 season - the Yellow Jackets entered Saturday tied with BYU and Temple with the most blocked kicks by an NCAA Division I FBS team since the beginning of '13 (15).
- Georgia Tech's 35 points were its most in 12 games, dating back to its 65-10 win over Tulane on Sept. 12 of last season.
- Mercer's 10 points were also the fewest that Georgia Tech has allowed in 12 games, dating back to the 65-10 win over Tulane on Sept. 12 of last season.
- Georgia Tech's 444 yards of offense were its most in eight games, dating back to it totaling 482 yards in a 31-28 loss to Pittsburgh on Oct. 17 of last season.
- Backup quarterback Matthew Jordan had a career-high two rushing touchdowns (both from one yard out). He has three rushing touchdowns in two games this season and five in seven career games.
- One week after setting a career high with 60 receiving yards against Boston College, sophomore A-back Qua Searcy set a career high with 91 rushing yards on 7 carries (13.0 avg.).

SCORING SUMMARY

	1	2	3	4	F
Mercer	7	0	3	0	10
Georgia Tech	7	14	7	7	35

1st 7:30	MER	Avery Ward 32 yd pass from John Russ (Cole Fisher kick), 9-75, 4:00	MER 7, GT 0
3:02	GT	Justin Thomas 13 yd run (Harrison Butker kick), 8-65, 4:28	MER 7, GT 7
2nd 10:39	GT	Matthew Jordan 1 yd run (Harrison Butker kick), 11-80, 4:51	GT 14, MER 7
1:17	GT	Marcus Marshall 10 yd run (Harrison Butker kick), 5-91, 1:38	GT 21, MER 7
3rd 6:40	MER	Cole Fisher 31 yd field goal, 17-61, 8:20	GT 21, MER 10
0:25	GT	Matthew Jordan 1 yd run (Harrison Butker kick), 11-78, 6-10	GT 28, MER 10
4th 3:57	GT	TaQuon Marshall 11 yd run (Harrison Butker kick), 4-23, 1:57	GT 35, MER 10

TEAM STATISTICS

	MER	GT
First Downs.....	19	25
Rushes-Yards.....	28-85	52-364
Passing Yards.....	235	80
Pass Att.-Comp-Int.....	25-40-0	5-10-0
Total Offense.....	320	444
Fumbles-Lost.....	0-0	3-2
Penalties-Yards.....	5-45	1-10
Punts-Yards (Avg./Net).....	4-183 (45.8/35.0)	1-42 (42.0/42.0)
Kickoffs-Yards (Avg./Net).....	3-189 (63.0/49.7)	6-390 (65.0/40.0)
Punt Returns (No.-Yds.-TD).....	0-0-0	2-23-0
Kickoff Returns (No.-Yds.-TD).....	0-0-0	2-40-0
Interceptions (No.-Yds.-TD).....	0-0-0	0-0-0
Fumble Returns (No.-Yds.-TD).....	0-0-0	0-0-0
Time of Possession.....	29:42	30:18
Third-Down Conversions.....	10-of-18	6-of-8
Fourth-Down Conversions.....	1-of-2	1-of-1
Red-Zone Scores-Chances.....	1-2	5-6
Sacks By (No.-Yds.).....	0-0	2-6
Field Goals.....	1-2	0-0
Points Off Turnovers.....	7	0

INDIVIDUAL STATISTICS

- RUSHING:** MER — Lakes 10-30; Russ 8-24; Haynes 3-15; Kleckley 3-10; Davydson 1-2; Usher 2-2; Houzah 1-2. GT — Searcy 7-91; Thomas 7-69; M. Marshall 10-51; Jordan 12-44; Lynch 5-37; Alford 1-21; L. Griffin 3-20; T. Marshall 2-12; Allen 2-8; Cottrell 1-6; McClellan 1-5; Weimerskirch 1-0.
- PASSING:** MER — Russ 24-38-0, 225; Haynes 1-1-0, 10; Jones 0-1-0, 0. GT — Thomas 5-10-0, 80.
- RECEIVING:** MER — Irvin 7-65; Walker 5-41; Ward 3-65; Usher 3-21; Lakes 2-24; Brock 2-14; Houzah 2-4; Marshall 1-1. GT — Jeune 3-57; Searcy 1-12; Lands-Davis 1-11.
- INTERCEPTIONS:** MER — None. GT — None.
- FUMBLE RECOVERIES:** MER — Gurley, Jackson. GT — None.
- FORCED FUMBLES:** MER — Gurley.
- TACKLES FOR LOSS:** MER — Williams 1.0-8. GT — Gamble 1.0-4; Saint-Amour 1.0-2; A. Simmons 1.0-1.
- SACKS:** MER — None. GT — Gamble 1.0-4; Saint-Amour 1.0-2

	VANDERBILT	7
	1-2, 0-1	
	GEORGIA TECH	38
	3-0, 1-0	

Game 3 • Sept. 17, 2016 • Atlanta, Ga. • Bobby Dodd Stadium (41,916)

POSTGAME NOTES

- Georgia Tech moved to 3-0 for the fourth time in the last six seasons (2011, 2013, 2014, 2016). Prior to 2011, Georgia Tech was 3-0 just four times in 40 seasons since 1971 (1984, 1990, 2001 and 2005).
- Georgia Tech moved to 20-15-3 all-time versus Vanderbilt. The Yellow Jackets have won six-straight games in the series (dating back to 10-10 tie in 1965) and are 12-0-1 against the Commodores since World War II (last GT loss: 14-7 in 1941).
- Georgia Tech outgained Vanderbilt, 511-275, with a 289-85 advantage in rushing yards and a 222-190 edge in passing yards. Georgia Tech averaged 8.1 yards per play, compared to 4.5 for Vanderbilt.
- Georgia Tech has held each of its first three opponents of the season to 14 points or less for the first time since 2001.
- Georgia Tech scored on its first offensive play (an 81-yard touchdown pass from senior QB Justin Thomas to sophomore BB Marcus Marshall). It was the first time that Georgia Tech scored on its first offensive play since it scored on 70-yard pass from Tevin Washington to Zach Laskey at Virginia on Sept. 15, 2012.
- True freshman BB Dedrick Mills scored on runs of 15, 4 and 5 yards to become the first Georgia Tech player with three rushing touchdowns since Patrick Skov vs. Alcorn State on Sept. 3, 2015. It was the 41st time in Georgia Tech history that a player had three rushing touchdowns in a game.

SCORING SUMMARY

	1	2	3	4	F
Vanderbilt	7	0	0	0	7
Georgia Tech	14	3	14	7	38

1st 14:40	GT	Marcus Marshall 81 yd pass from Justin Thomas (Harrison Butker kick),	1-81, 0:14	GT 7, VU 0
9:20	VU	Kalija Lipscomb 10 yd pass from Kyle Shurmur (Tommy Openshaw kick),	11-75, 5:20	GT 7, VU 7
4:50	GT	Dedrick Mills 15 yd run (Harrison Butker kick), 8-64, 4:21		GT 14, VU 7
2nd 0:21	GT	Harrison Butker 41 yd field goal, 11-60, 2:24		GT 17, VU 7
3rd 6:02	GT	Dedrick Mills 4 yd run (Harrison Butker kick), 10-72, 4:49		GT 24, VU 7
0:56	GT	Dedrick Mills 5 yd run (Harrison Butker kick), 5-64, 2:46		GT 31, VU 7
4th 12:46	GT	Clinton Lynch 77 yd pass from Matthew Jordan (Harrison Butker kick),	3-75, 1:21	GT 38, VU 7

TEAM STATISTICS

	VU	GT
First Downs.....	17	21
Rushes-Yards.....	30-85	46-289
Passing Yards.....	190	222
Pass Att.-Comp-Int.....	20-31-1	8-17-1
Total Offense.....	275	511
Fumbles-Lost.....	0-0	1-0
Penalties-Yards.....	5-45	4-55
Punts-Yards (Avg./Net).....	8-321 (40.1/40.1)	4-170 (42.5/35.8)
Kickoffs-Yards (Avg./Net).....	2-125 (62.5/37.5)	7-450 (64.3/41.9)
Punt Returns (No.-Yds.-TD).....	1-7-0	0-0-0
Kickoff Returns (No.-Yds.-TD).....	3-57-0	2-50-0
Interceptions (No.-Yds.-TD).....	1-0-0	1-64-0
Fumble Returns (No.-Yds.-TD).....	0-0-0	0-0-0
Time of Possession.....	30:28	29:32
Third-Down Conversions.....	4-of-13	8-of-15
Fourth-Down Conversions.....	0-of-1	0-of-1
Red-Zone Scores-Chances.....	1-1	3-4
Sacks By (No.-Yds.).....	1-7	1-9
Field Goals.....	0-0	1-1
Points Off Turnovers.....	0	0

INDIVIDUAL STATISTICS

RUSHING: VU — Webb 18-69; Blasingame 5-11; Rivers 2-6; Freebeck 1-2; Crawford 2-1; Shurmur 2-(-4). GT — Thomas 11-84; Lynch 3-77; Mills 14-58; Green 2-23; Searcy 2-12; Willis 1-11; McClellan 1-9; M. Marshall 3-8; L. Griffin 2-3; T. Marshall 5-2; Jordan 2-2.

PASSING: VU — Shurmur 17-26-1, 149; Freebeck 3-5-0, 41. GT — Thomas 6-13-0, 136; Jordan 1-2-1, 77; T. Marshall 1-1-0, 9; Team 0-1-0, 0.

RECEIVING: VU — Lipscomb 6-59; Scott 3-31; Pinkney 3-24; Sherfield 2-22; Webb 2-15; Duncan 1-22; Marcus 1-8; Rivers 1-7; Rayford 1-2. GT — Lynch 2-87; Searcy 2-25; M. Marshall 1-81; Stewart 1-16; Philpott 1-9; Mills 1-4.

INTERCEPTIONS: VU — Ferguson 1-0. GT — Walker 1-64.

FUMBLE RECOVERIES: VU — None. GT — None.

FORCED FUMBLES: VU — None. GT — None.

TACKLES FOR LOSS: VU — Odeyingbo 2-0-9; Cunningham 1-0-3; White 1-0-3; Butler 1-0-2; Ferguson 1-0-2. GT — Glanton 1-0-9; Jackson 1-0-1; Lewis 1-0-1; Gamble 0-5-0; Alexander 0-5-1.

SACKS: VU — Odeyingbo 1-0-7. GT — Glanton 1-0-9.

	NO. 5/3 CLEMSON	26
	4-0, 1-0	
	GEORGIA TECH	7
	3-1, 1-1	

Game 4 • Sept. 22, 2016 • Atlanta, Ga. • Bobby Dodd Stadium (53,932)

POSTGAME NOTES

- Georgia Tech's first loss of the season snapped a three-game winning streak, which was its longest since it closed the 2014 regular season with five-straight victories.
- The loss was Georgia Tech's first to Clemson at Bobby Dodd Stadium since 2003, snapping the Yellow Jackets' five-game home winning streak against the Tigers.
- The defeat was the Yellow Jackets' first to a ranked opponent at home since a 31-17 loss to No. 13/14 Georgia on Nov. 26, 2011. Georgia Tech is 7-3 against nationally ranked opponents at home in nine seasons under head coach Paul Johnson.
- Georgia Tech's 124 total yards were the fewest that it has gained in Johnson's nine seasons at the helm (prev. low: 155 total yards vs. Iowa -- Jan. 5, 2010).
- True freshman Dedrick Mills rushed for a career-high 75 yards (prev.: 68 vs. Boston College -- Sept. 3).
- Junior DBs Lawrence Austin and Corey Griffin both set career highs with 12 and 9 tackles, respectively (prev.: Austin -- eight vs. Miami (Fla.) -- Nov. 21, 2015; Griffin -- six (5X), most recently vs. Vanderbilt last Saturday).

SCORING SUMMARY

	1	2	3	4	F
Clemson	14	9	0	3	26
Georgia Tech	0	0	0	7	7

1st 11:25	CU	Mike Williams 4 yd pass from Deshaun Watson (Greg Huegel kick)	9-75, 3:35	CU 7, GT 0
2:26	CU	Wayne Gallman 1 yd run (Greg Huegel kick), 8-62, 2:43		CU 14, GT 0
2nd 2:00	CU	TEAM safety		CU 16, GT 0
0:04	CU	Jordan Leggett 9 yd pass from Deshaun Watson (Greg Huegel kick)	10-72, 1:49	CU 23, GT 0
4th 13:21	GT	Dedrick Mills 2 yd run (Harrison Butker kick), 11-89, 6:04		CU 23, GT 7
9:57	CU	Greg Huegel 47 yd field goal, 4-(-2), 0:51		CU 26, GT 7

TEAM STATISTICS

	CU	GT
First Downs.....	24	11
Rushes-Yards.....	34-138	38-95
Passing Yards.....	304	29
Pass Att.-Comp-Int.....	32-48-1	4-14-1
Total Offense.....	442	124
Fumbles-Lost.....	1-0	1-0
Penalties-Yards.....	10-80	2-15
Punts-Yards (Avg./Net).....	6-232 (38.7/36.0)	8-312 (39.0/36.9)
Kickoffs-Yards (Avg./Net).....	5-284 (56.8/44.6)	3-205 (68.3/44.0)
Punt Returns (No.-Yds.-TD).....	3-17-0	1-16-0
Kickoff Returns (No.-Yds.-TD).....	1-23-0	1-11-0
Interceptions (No.-Yds.-TD).....	1-8-0	1-0-0
Fumble Returns (No.-Yds.-TD).....	0-0-0	0-0-0
Time of Possession.....	31:36	28:24
Third-Down Conversions.....	10-of-18	2-of-12
Fourth-Down Conversions.....	0-of-0	0-of-1
Red-Zone Scores-Chances.....	3-6	1-1
Sacks By (No.-Yds.).....	3-30	1-5
Field Goals.....	1-2	0-0
Points Off Turnovers.....	3	0

INDIVIDUAL STATISTICS

RUSHING: CU — Gallman 17-59; Watson 12-36; Choice 4-26; McCloud 1-17. GT — Mills 16-75; Marshall 5-20; Lynch 2-16; Willis 2-10; Green 2-3; Searcy 1-(-4); Thomas 10-(-25).

PASSING: CU — Watson 32-48-1, 304. GT — Thomas 4-13-0, 29; Mills 0-1-1, 0.

RECEIVING: CU — McCloud 8-101; Williams 6-61; Powell 5-44; Leggett 4-31; Gallman 3-22; Scott 3-14; Thompson 1-25; Choice 1-5; Cain 1-1. GT — Stewart 1-26; Jeune 1-6; Marshall 1-0; Lynch 1-(-3).

INTERCEPTIONS: CU — Smith 1-8. GT — Lance Austin 1-0.


FUMBLE RECOVERIES: CU — None. GT — None.

FORCED FUMBLES: CU — None. GT — L. Simmons.

TACKLES FOR LOSS: CU — Carter 2-0-20; O'Daniel 2-8; C. Watkins 1-0-7; Joseph 1-0-4; Wilkins 1-0-4. GT — Gamble 1-0-5; Mitchell 1-0-2; Alford 1-0-1; Alexander 1-0-1; Freeman 1-0-1.

SACKS: CU — Carter 1-0-16; O'Daniel 1-0-7; C. Watkins 1-0-7. GT — Gamble 1-0-5.

	NO. 14/14 MIAMI	35
	4-0, 1-0	
	GEORGIA TECH	21
	3-2, 1-2	

	GEORGIA TECH	34
	3-3, 1-3	
	PITTSBURGH	37
	4-2, 1-1	

Game 5 • Oct. 1, 2016 • Atlanta, Ga. • Bobby Dodd Stadium (53,047)

POSTGAME NOTES

- Despite the loss, Georgia Tech remains an impressive 7-4 in home games against nationally ranked opponents in nine seasons under head coach Paul Johnson.
- Miami scored on fumble returns twice in a three-play span in the second quarter, which marked the first time in program history that Georgia Tech allowed two fumble returns for touchdowns in a game and the fifth time in program history that Georgia Tech allowed two defensive touchdowns in a game (first since Virginia Tech returned two interceptions for touchdowns in a 51-7 GT loss on Sept. 24, 2005).
- Miami's 14 points off turnovers were more than the 10 points that Georgia Tech opponents scored off turnovers over the first four games of the season.
- Georgia Tech junior AB J.J. Green, who played under Miami head coach Mark Richt at Georgia in 2013 and 2014, rushed for a career-high 40 yards on 5 carries (8.0 average).

SCORING SUMMARY

	1	2	3	4	F
Miami	7	21	7	0	35
Georgia Tech	0	14	7	0	21

1st 6:17	UM	Joe Yearby 27 yd run (Michael Badgley kick), 8-85, 2:53	UM 7, GT 0
2nd 14:54	GT	Dedrick Mills 7 yd run (Harrison Butker kick), 11-75, 6:23	UM 7, GT 7
6:42	UM	Mark Walton 14 yd run (Michael Badgley kick), 9-90, 3:11	UM 14, GT 7
5:50	UM	Shaquille Quarterman 17 yd fumble recovery (Michael Badgley kick)	UM 21, GT 7
5:04	UM	Joe Jackson 18 yd fumble recovery (Michael Badgley kick)	UM 28, GT 7
0:47	GT	Dedrick Mills 9 yd pass from Justin Thomas (Harrison Butker kick), 9-75, 4:17	UM 28, GT 14
3rd 5:01	GT	Dedrick Mills 1 yd run (Harrison Butker kick), 9-65, 5:20	UM 28, GT 21
3:28	UM	Stacy Coley 31 yd pass from Brad Kaaya (Michael Badgley kick), 4-75, 1:33	UM 35, GT 21

TEAM STATISTICS

	UM	GT
First Downs.....	18	22
Rushes-Yards.....	27-114	54-267
Passing Yards.....	241	94
Pass Att-Comp-Int.....	13-19-0	11-19-1
Total Offense.....	355	361
Fumbles-Lost.....	0-0	3-2
Penalties-Yards.....	4-39	4-41
Punts-Yards (Avg./Net).....	6-239 (39.8/32.7)	5-208 (41.6/40.6)
Kickoffs-Yards (Avg./Net).....	6-390 (65.0/40.0)	4-260 (65.0/40.0)
Punt Returns (No.-Yds.-TD).....	1-5-0	2-43-0
Kickoff Returns (No.-Yds.-TD).....	0-0-0	0-0-0
Interceptions (No.-Yds.-TD).....	1-2-0	0-0-0
Fumble Returns (No.-Yds.-TD).....	2-35-2	0-0-0
Time of Possession.....	20:06	39:54
Third-Down Conversions.....	1-of-7	3-of-12
Fourth-Down Conversions.....	0-of-0	2-of-4
Red-Zone Scores-Chances.....	1-1	3-3
Sacks By (No.-Yds.).....	4-19	0-0
Field Goals.....	0-0	0-0
Points Off Turnovers.....	14	0

INDIVIDUAL STATISTICS

RUSHING: UM — Yearby 9-65; Walton 15-44; Edwards 2-7; Team 1-(-2). GT — Mills 19-99; Lynch 4-58; Green 5-40; M. Marshall 4-34; L. Griffin 3-18; Searcy 3-8; Thomas 15-7; Willis 1-3.

PASSING: UM — Kaaya 13-19-0, 241. GT — Thomas 11-19-1, 94.

RECEIVING: UM — Coley 4-75; Walton 3-29; Herndon 2-59; Richards 2-43; Berrios 1-22; Yearby 1-13. GT — Stewart 2-22; Lynch 2-21; Jeune 2-13; Green 1-11; L. Griffin 1-10; Mills 1-9; Searcy 1-5; Lands-Davis 1-3.

INTERCEPTIONS: UM — Pinckney 1-2. GT — None.

FUMBLE RECOVERIES: UM — Jackson 1-18; Quarterman 1-17. GT — None.

FORCED FUMBLES: UM — Harris. GT — None.

TACKLES FOR LOSS: UM — Harris 3.0-8; Pinckney 1.0-8; Jackson 1.0-4; Quarterman 1.0-3; Willis 1.0-2; Jenkins 0.5-1; McIntosh 0.5-1. GT — Simmons 1.0-1; Mitchell 1.0-1; Law. Austin 0.5-1; Rook-Chungong 0.5-1.

SACKS: UM — Harris 2.0-7; Pinckney 1.0-8; Jackson 1.0-4. GT — None.

Game 6 • Oct. 8, 2016 • Pittsburgh, Pa. • Heinz Field (47,425)

POSTGAME NOTES

- For the second-straight season, Georgia Tech lost to Pitt on a late field goal. On Oct. 15 of last season, Pitt's Chris Blewitt kicked a 56-yard field goal with 1:11 to go in the game to lift the Panthers to a 31-28 win. On Saturday, Blewitt's 31-yard game-winner hit the right upright before falling through as time expired.
- For the first time this season, Georgia Tech did not commit any turnovers.
- Georgia Tech senior quarterback Justin Thomas rushed for 55 yards, giving him 2,014 rushing yards for his career. He is the third quarterback in Georgia Tech history to rush for 2,000 yards in a career, joining Josh Nesbitt (2,806 yds. - 2007-10) and Tevin Washington (2,225 yds. - 2009-12).
- Georgia Tech's J.J. Green returned a kickoff 96 yards for a touchdown in the second quarter. It was Georgia Tech's first kickoff return for a touchdown since Jamal Golden returned a kick 100 yards for a score at North Carolina on Nov. 10, 2012 and was the eighth-longest kickoff return in program history.
- Ricky Jeune's 31-yard touchdown reception in the second quarter was the first touchdown catch by a Georgia Tech wide receiver and matched the longest reception by a GT wideout this season (Jeune also had a 31-yard catch vs. Mercer on Sept. 10).

SCORING SUMMARY

	1	2	3	4	F
Georgia Tech	3	17	0	14	34
Pittsburgh	7	14	3	13	37

1st 11:52	UP	Brian O'Neill 24 yd run (Chris Blewitt kick), 6-75, 3:08	UP 7, GT 0
3:42	GT	Harrison Butker 37 yd field goal, 14-71, 8:10	UP 7, GT 3
2nd 12:19	UP	Qadree Ollison 4 yd run (Chris Blewitt kick), 14-75, 6:23	UP 14, GT 3
12:04	GT	J.J. Green 96 yd kickoff return (Harrison Butker kick)	UP 14, GT 10
6:39	UP	Qadree Henderson 10 yd run (Chris Blewitt kick), 9-69, 5:25	UP 21, GT 10
1:48	GT	Ricky Jeune 31 yd pass from Justin Thomas (Harrison Butker), 10-75, 4:51	UP 21, GT 17
0:02	GT	Harrison Butker 41 yd field goal, 5-43, 0:33	UP 21, GT 20
3rd 2:51	UP	Chris Blewitt 34 yd field goal, 11-48, 5:28	UP 24, GT 20
4th 12:19	UP	Chris Blewitt 41 yd field goal, 9-24, 3:38	UP 27, GT 20
10:01	GT	Clinton Lynch 45 yd run (Harrison Butker kick), 4-75, 2:18	UP 27, GT 27
5:22	GT	J.J. Green 10 yd run (Harrison Butker kick), 6-39, 2:54	GT 34, UP 27
3:50	UP	Scott Orndoff 74 yd pass from Nathan Peterman (Chris Blewitt kick), 3-75, 1:32	GT 34, UP 34
0:00	UP	Chris Blewitt 31 yard field goal, 6-21, 1:47	UP 37, GT 34

TEAM STATISTICS

	GT	UP
First Downs.....	18	22
Rushes-Yards.....	45-241	42-215
Passing Yards.....	130	192
Pass Att-Comp-Int.....	7-10-0	14-20-1
Total Offense.....	371	407
Fumbles-Lost.....	0-0	1-1
Penalties-Yards.....	5-46	2-15
Punts-Yards (Avg./Net).....	1-36 (36.0/36.0)	1-47 (47.0/39.0)
Kickoffs-Yards (Avg./Net).....	7-339 (48.4/24.6)	7-450 (64.3/32.0)
Punt Returns (No.-Yds.-TD).....	1-8-0	0-0-0
Kickoff Returns (No.-Yds.-TD).....	4-151-1	3-67-0
Interceptions (No.-Yds.-TD).....	0-0-0	0-0-0
Fumble Returns (No.-Yds.-TD).....	0-0-0	0-0-0
Time of Possession.....	29:39	30:21
Third-Down Conversions.....	5-of-11	6-of-11
Fourth-Down Conversions.....	2-of-4	1-of-1
Red-Zone Scores-Chances.....	2-2	4-4
Sacks By (No.-Yds.).....	1-1	2-9
Field Goals.....	2-2	3-3
Points Off Turnovers.....	7	0

INDIVIDUAL STATISTICS

RUSHING: GT — Lynch 4-64; Mills 15-57; Thomas 11-55; Green 4-26; M. Marshall 4-16; Willis 1-12; L. Griffin 1-10; Searcy 4-5; Stewart 1-(-4). UP — Conner 14-60; Moss 8-45; Henderson 4-26; O'Neill 1-24; Tipton 3-21; Ollison 3-20; Aston 4-19; Whitehead 1-7; Peterman 4-(-7).

PASSING: GT — Thomas 7-10-0, 130; Stewart 0-0-0. UP — Peterman 14-20-0, 192.

RECEIVING: GT — Jeune 3-55; Stewart 3-46; Lynch 1-29; UP — Weah 3-35; Aston 3-19; Orndoff 2-86; Tipton 2-18; Henderson 2-16; Moss 1-11; Mathews 1-7.



INTERCEPTIONS: GT — None. UP — None.

FUMBLE RECOVERIES: GT — Mitchell. UP — None.

FORCED FUMBLES: GT — None. UP — None.

TACKLES FOR LOSS: GT — Gamble 2.5-6; A. Simmons 1.0-4; Freeman 1.0-2; Lewis 0.5-0. UP — Soto 2.0-3; Herndon 1.0-5; Price 1.0-4; Galambos 1.0-2; Bradley 1.0-1.

SACKS: GT — Gamble 1.0-1. UP — Herndon 1.0-5; Price 1.0-4.

	GEORGIA SOUTHERN	24
	3-3, 2-1	
	GEORGIA TECH	35
	4-3, 1-3	

Game 7 • Oct. 15, 2016 • Atlanta, Ga. • Bobby Dodd Stadium (47,609)

POSTGAME NOTES

- The win snapped a three-game losing streak for Georgia Tech. Since 1997, the Yellow Jackets are now 12-3 in games that immediately followed three-straight defeats.
- Georgia Tech moved to 2-0 all-time versus Georgia Southern.
- Tech has not lost to an in-state opponent besides Georgia since a 7-6 loss to Oglethorpe on Sept. 25, 1926.
- Thomas' 58-yard touchdown run on the third play of the game was Georgia Tech's longest rush of the season (prev.: 45 by Lynch at Pittsburgh last Saturday).
- Georgia Tech's defense recorded a season-high nine tackles for loss (prev.: five vs. Clemson on Sept. 22 and at Pitt last Saturday).
- Georgia Tech averaged 8.0 yards per play, its second-highest per-play average of the season (the Yellow Jackets averaged 8.1 yards per snap in a 38-7 win over Vanderbilt on Sept. 17).
- Thomas had a touchdown run and a touchdown pass in the same game for the ninth time in his career, which is good for third in Georgia Tech history (record: 12 by Joe Hamilton -- 1996-99).
- Junior strong safety Corey Griffin led Georgia Tech defensively with 10 tackles, three tackles for loss and one sack (all career highs).
- Sophomore free safety A.J. Gray had seven tackles and three tackles for loss (both career highs).

SCORING SUMMARY

	1	2	3	4	F
Georgia Southern	7	3	0	14	24
Georgia Tech	21	0	0	14	35

1st	13:48	GT	Justin Thomas 58 yd run (Harrison Butker kick), 3-75, 1:12	GT 7, GS 0
	10:53	GT	Clinton Lynch 65 yd pass from Justin Thomas (Harrison Butker kick), 2-71, 1:20	GT 14, GS 0
	4:02	GS	L.A. Ramsby 1 yd run (Younghoe Koo kick), 18-75, 6:51	GT 14, GS 0
	0:48	GT	Dedrick Mills 6 yd run (Harrison Butker kick), 6-75, 3:14	GT 21, GS 7
2nd	2:13	GS	Younghoe Koo 44 yd field goal, 14-49, 7:17	GT 21, GS 10
4th	13:25	GT	Justin Thomas 4 yd run (Harrison Butker kick), 11-90, 6:34	GT 28, GS 10
	9:38	GS	L.A. Ramsby 1 yd run (Younghoe Koo kick), 10-75, 3:40	GT 28, GS 17
	3:58	GT	Dedrick Mills 20 yd run (Harrison Butker kick), 9-61, 5:30	GT 35, GS 17
	1:03	GS	BJ Johnson III 3 yd pass from Kevin Ellison (Younghoe Koo kick), 12-75, 2:55	GT 35, GS 24

TEAM STATISTICS

	GS	GT
First Downs.....	25.....	19.....
Rushes-Yards.....	50-167.....	44-265.....
Passing Yards.....	168.....	172.....
Pass Att-Comp-Int.....	18-33-0.....	7-11-0.....
Total Offense.....	335.....	437.....
Fumbles-Lost.....	0-0.....	1-0.....
Penalties-Yards.....	7-66.....	3-30.....
Punts-Yards (Avg./Net).....	3-118 (39.3/39.3).....	2-85 (42.5/32.5).....
Kickoffs-Yards (Avg./Net).....	4-264 (66.0/44.0).....	6-389 (64.8/41.7).....
Punt Returns (No.-Yds.-TD).....	0-0-0.....	0-0-0.....
Kickoff Returns (No.-Yds.-TD).....	3-64-0.....	1-13-0.....
Interceptions (No.-Yds.-TD).....	0-0-0.....	0-0-0.....
Fumble Returns (No.-Yds.-TD).....	0-0-0.....	0-0-0.....
Time of Possession.....	33:35.....	26:25.....
Third-Down Conversions.....	13-of-20.....	6-of-10.....
Fourth-Down Conversions.....	2-of-3.....	1-of-1.....
Red-Zone Scores-Chances.....	4-4.....	3-4.....
Sacks By (No.-Yds.).....	0-0.....	1-11.....
Field Goals.....	1-1.....	0-1.....
Points Off Turnovers.....	0.....	0.....

INDIVIDUAL STATISTICS

RUSHING: GS — Breida 13-58; Fields 12-42; Upshaw 10-41; Ellison 7-18; Ramsby 7-9; Team 1-(-1).
 GT — Mills 13-89; Thomas 16-78; M. Marshall 4-70; Jordan 4-16; Searcy 2-10; Green 3-6; L. Griffin 2-(-4).
PASSING: GS — Ellison 10-17-0, 102; Upshaw 8-16-0, 66. GT — Thomas 7-11-0, 172.
RECEIVING: GS — Crockett 4-28; Johnson 3-42; Fields 3-36; Breida 3-18; Campbell 3-13; Williams 1-25; Ramsby 1-6. GT — Jeune 4-51; Lynch 2-81; Stewart 1-40.
INTERCEPTIONS: GS — None. GT — None.
FUMBLE RECOVERIES: GS — None. GT — None.
FORCED FUMBLES: GS — Eligwe. GT — None.
TACKLES FOR LOSS: GS — Eligwe 1.0-6; Gallon 1.0-4; Bussey 1.0-4. GT — C. Griffin 3.0-19; Gray 3.0-7; Rook-Chungong 3.0-4.
SACKS: GS — None. GT — C. Griffin 1.0-11.

	DUKE	35
	3-5, 0-4	
	GEORGIA TECH	38
	5-3, 2-3	

Game 8 • Oct. 29, 2016 • Atlanta, Ga. • Bobby Dodd Stadium (43,886)

POSTGAME NOTES

- Georgia Tech moved to 52-15-1 all-time on homecoming. The Yellow Jackets have won four-straight, seven of their last eight and 19 of their last 21 homecoming contests at Bobby Dodd Stadium.
- With a 50-yard pass to Brad Stewart on the third play of the game, Georgia Tech senior quarterback Justin Thomas became the 39th player in NCAA Division I FBS history with 4,000 passing yards and 2,000 rushing yards in a career. Thomas is the fourth ACC player to accomplish the feat, joining Clemson's Woodrow Dantzler (1998-2001), Virginia Tech's Tyrod Taylor (2007-10) and North Carolina's Marquise Williams (2012-15).
- Thomas' 459 yards of total offense was good for the third-highest single-game total in Georgia Tech history (477 - Godsey; 474 - Joe Hamilton vs. Maryland, Sept. 30, 1999).
- According to the ACC and *sports-reference.com*, Thomas is only the fourth FBS player since 2000 with at least 190 rushing yards, 250 passing yards, two rushing touchdowns and two passing touchdowns in a game, joining Indiana's Antwaan Randle El (Oct. 21, 2000 vs. Minnesota), Michigan's Denard Robinson (Oct. 2, 2010 vs. Indiana) and Texas A&M's Johnny Manziel (Jan. 4, 2013 vs. Oklahoma).
- Thomas' 276.97 quarterback efficiency was a career high (prev.: 275.25 vs. Wofford - Aug. 30, 2014) and the third-highest in school history (312.80 - Tevin Washington, Sept. 1, 2011 vs. Western Carolina; 289.80 - Joshua Nesbitt, Nov. 14, 2009 at Duke).
- Thomas' 195 rushing yards were a career high (prev.: 165 at Virginia Tech -- Sept. 20, 2014).

SCORING SUMMARY

	1	2	3	4	F
Duke	0	7	21	7	35
Georgia Tech	14	14	3	7	38



1st	10:23	GT	Matthew Jordan 2 yd run (Harrison Butker kick), 8-74, 4:30	GT 7, DU 0
	6:18	GT	Justin Thomas 82 yd run (Harrison Butker kick), 3-91, 1:30	GT 14, DU 0
2nd	6:43	DU	Daniel Helm 23 yd pass from Daniel Jones (AJ Reed kick), 11-87, 5:13	GT 14, DU 7
	5:52	GT	Clinton Lynch 46 yd pass from Justin Thomas (Harrison Butker kick), 2-79, 0:44	GT 21, DU 7
	0:33	GT	Justin Thomas 22 yd run (Harrison Butker kick), 3-62, 0:27	GT 28, DU 7
3rd	11:31	DU	Jela Duncan 1 yd run (AJ Reed kick), 5-45, 1:43	GT 28, DU 14
	11:16	DU	Jela Duncan 10 yd run (AJ Reed kick), 1-10, 0:07	GT 28, DU 21
	5:28	GT	Harrison Butker 22 yd field goal, 10-78, 5:42	GT 31, DU 21
	3:08	DU	Shaun Wilson 14 yd run (AJ Reed kick), 6-75, 2:20	GT 31, DU 28
4th	8:55	DU	Daniel Helm 7 yd pass from Daniel Jones (AJ Reed kick), 8-68, 3:16	DU 35, GT 31
	5:38	GT	Clinton Lynch 21 yd pass from Justin Thomas (Harrison Butker kick), 6-86, 3:11	GT 38, DU 35

TEAM STATISTICS

	DU	GT
First Downs.....	23.....	20.....
Rushes-Yards.....	37-254.....	47-341.....
Passing Yards.....	305.....	264.....
Pass Att-Comp-Int.....	22-36-1.....	10-14-0.....
Total Offense.....	559.....	605.....
Fumbles-Lost.....	2-2.....	2-2.....
Penalties-Yards.....	4-20.....	8-46.....
Punts-Yards (Avg./Net).....	2-88 (44.0/44.0).....	3-145 (48.3/48.3).....
Kickoffs-Yards (Avg./Net).....	6-368 (61.3/48.7).....	7-455 (65.0/41.6).....
Punt Returns (No.-Yds.-TD).....	1-0-0.....	0-0-0.....
Kickoff Returns (No.-Yds.-TD).....	1-14-0.....	6-76-0.....
Interceptions (No.-Yds.-TD).....	0-0-0.....	1-0-0.....
Fumble Returns (No.-Yds.-TD).....	0-0-0.....	0-0-0.....
Time of Possession.....	28:19.....	31:41.....
Third-Down Conversions.....	8-of-13.....	6-of-12.....
Fourth-Down Conversions.....	0-of-2.....	0-of-1.....
Red-Zone Scores-Chances.....	4-4.....	2-2.....
Sacks By (No.-Yds.).....	3-16.....	1-1.....
Field Goals.....	0-0.....	1-1.....
Points Off Turnovers.....	14.....	0.....

INDIVIDUAL STATISTICS

RUSHING: DU — Wilson 10-109; Jones 10-73; Duncan 10-52; Ajeibe 6-18; Boehme 1-2. GT — Thomas 17-195; M. Marshall 13-69; Allen 5-21; Searcy 2-18; Lynch 5-15; Willis 1-11; L. Griffin 2-9; Jordan 2-3.
PASSING: DU — Jones 22-36-1, 305. GT — Thomas 10-14-0, 264.
RECEIVING: DU — Helm 6-72; Taylor 5-67; Koppenhaver 3-51; Schneider 3-50; Rahming 2-20; Lloyd 2-12; Ajeibe 1-33. GT — Lynch 3-91; Jeune 3-85; Stewart 3-70; Green 1-18.
INTERCEPTIONS: DU — None. GT — Lawrence Austin 1-0.
FUMBLE RECOVERIES: DU — Humphreys 1-0; Feamster 1-0. GT — C. Griffin 1-0; Durham 1-0.
FORCED FUMBLES: DU — Humphreys 1; Singleton 1. GT — Gray 1; Gamble 1.
TACKLES FOR LOSS: DU — McCarthy 2.5-11; Humphreys 2.0-12; Saxton II 1.0-4; Giles-Harris 1.0-3; Hornbuckle 0.5-2. GT — Lewis 1.0-3; Mitchell 1.0-1; Freeman 1.0-1; Saint-Amour 1.0-1.
SACKS: DU — Humphreys 1.0-9; Saxton II 1.0-4; McCarthy 1.0-3. GT — Saint-Amour 1.0-1.

	GEORGIA TECH	20
	5-4, 2-4	
	NO. 18/17 N. CAROLINA	48
	7-2, 5-1	

	GEORGIA TECH	30
	6-4, 3-4	
	NO. 18/22 VA. TECH	20
	7-3, 5-2	

Game 9 • Nov. 5, 2016 • Chapel Hill, N.C. • Kenan Stadium (58,000)

Game 10 • Nov. 12, 2016 • Blacksburg, Va. • Lane Stadium (65,632)

POSTGAME NOTES

- Georgia Tech has dropped three-straight games to North Carolina (7-2, 5-1 ACC) for the first time since 1992-94.
- Freshman B-back Dedrick Mills recorded the first 100-yard rushing game of his career with 132 yards on 19 carries.
- Mills' 132 rushing yards were the most by a Georgia Tech running back this season (prev.: 99 by Mills vs. Miami on Oct. 1) and the most by a Georgia Tech RB since Marcus Marshall ran for 159 yards vs. Pittsburgh on Oct. 17, 2015.
- Clinton Lynch's 83-yard touchdown reception from Justin Thomas in the first quarter was Georgia Tech's longest play from scrimmage since a 95-yard touchdown run by Orwin Smith vs. Kansas on Sept. 17, 2011.
- Lynch's 83-yard touchdown reception was the sixth-longest pass play in Georgia Tech history and the longest by a Yellow Jacket since Embry Peoples' 87-yard catch from Joshua Nesbitt at Vanderbilt on Oct. 31, 2009.

SCORING SUMMARY

	1	2	3	4	F
Georgia Tech	7	10	3	0	20
North Carolina	17	10	14	7	48

1st	13:15	NC	Elijah Hood 1 yd run (Nick Weiler kick), 5-75, 1:45	NC 7, GT 0
	8:23	NC	Nick Weiler 37 yd field goal, 10-53, 3:25	NC 10, GT 0
	2:32	GT	Clinton Lynch 83 yd pass from Justin Thomas (Harrison Butker kick), 1-83, 0:12	NC 10, GT 7
	0:19	NC	Elijah Hood 36 yd run (Nick Weiler kick), 8-75, 2:12	NC 17, GT 7
2nd	10:38	GT	Harrison Butker 23 yd field goal, 8-69, 4:41	NC 17, GT 10
	6:28	NC	Nick Weiler 50 yd field goal, 12-43, 4:10	NC 20, GT 10
	3:06	GT	Dedrick Mills 4 yd run (Harrison Butker kick), 7-75, 3:22	NC 20, GT 17
	2:24	NC	Bug Howard 68 yd pass from Mitch Trubisky (Nick Weiler kick), 2-75, 0:42	NC 27, GT 17
3rd	8:46	GT	Harrison Butker 42 yd field goal, 12-50, 6:14	NC 27, GT 20
	5:47	NC	Elijah Hood 2 yd run (Nick Weiler kick), 10-78, 2:51	NC 34, GT 20
	1:44	NC	T.J. Logan 20 yd run (Nick Weiler kick), 7-44, 2:19	NC 41, GT 20
4th	11:21	NC	Mitch Trubisky 18 yd run (Nick Weiler kick), 3-87, 0:53	NC 48, GT 20

TEAM STATISTICS

	GT	NC
First Downs.....	24	26
Rushes-Yards.....	59-374	35-283
Passing Yards.....	144	353
Pass Att.-Comp-Int.....	4-9-0	23-35-0
Total Offense.....	518	636
Fumbles-Lost.....	4-2	0-0
Penalties-Yards.....	4-26	6-45
Punts-Yards (Avg./Net).....	2-100 (50.0/40.0)	1-31 (31.0/31.0)
Kickoffs-Yards (Avg./Net).....	5-325 (65.0/38.6)	9-582 (64.7/40.9)
Punt Returns (No.-Yds.-TD).....	0-0-0	0-0-0
Kickoff Returns (No.-Yds.-TD).....	2-39-0	1-32-0
Interceptions (No.-Yds.-TD).....	0-0-0	0-0-0
Fumble Returns (No.-Yds.-TD).....	0-0-0	0-0-0
Time of Possession.....	32:27	27:33
Third-Down Conversions.....	8-of-14	8-of-13
Fourth-Down Conversions.....	0-of-1	1-of-1
Red-Zone Scores-Chances.....	3-6	5-5
Sacks By (No.-Yds.).....	0-0	0-0
Field Goals.....	2-3	2-2
Points Off Turnovers.....	0	14

INDIVIDUAL STATISTICS

RUSHING: GT — Mills 19-132; Thomas 15-82; Jordan 11-54; Jeune 1-40; Searcy 7-30; Lynch 4-29; Allen 2-7. NC — Hood 12-168; Trubisky 6-44; Logan 10-36; Brown 6-31; Switzer 1-4.

PASSING: GT — Thomas 4-9-0, 144. NC — Trubisky 20-32-0, 329; Elliott 2-2-0, 16; Proehl 1-1-0, 8.

RECEIVING: GT — Lynch 1-83; Stewart 1-41; Jeune 1-14; Searcy 1-6. NC — Howard 6-120; Proehl 4-54; Switzer 4-50; Tucker 2-10; Logan 1-46; Fritts 1-23; Jackson 1-15; Brown 1-15; Cunningham 1-11; Trubisky 1-8; Rattiff 1-1.

INTERCEPTIONS: GT — None. NC — None.

FUMBLE RECOVERIES: GT — None. NC — Dorn; Clarke.

FORCED FUMBLES: GT — None. NC — Bart.

TACKLES FOR LOSS: GT — Alford 1.5-3; Law. Austin 0.5-2; Merriweather 0.5-2; Adams 0.5-2. NC — Stewart 1.0-15; Smith 1.0-2; Jones 1.0-1.

SACKS: GT — None. NC — None.

POSTGAME NOTES

- Georgia Tech (6-4, 3-4 ACC) became bowl-eligible for the 19th time in the last 20 seasons.
- The win over No. 18 Virginia Tech was Georgia Tech's 26th all-time road win over an AP Top 25 opponent, its third in nine seasons under Paul Johnson and its first since a 30-24 OT win at No. 9 Georgia on Nov. 29, 2014.
- The win was also Georgia Tech's 91st all-time over an AP Top 25 opponent and 12th overall in Johnson's nine seasons at the helm.
- Georgia Tech claimed its second-straight win at Virginia Tech's Lane Stadium (GT defeated VT, 27-24, in Blacksburg on Sept. 20, 2014).
- Georgia Tech was without four starters on offense. Senior QB Justin Thomas, senior C Freddie Burden and junior RT Andrew Marshall all missed the game due to injury and freshman RB Dedrick Mills served the first game of a two-game suspension for a violation of team rules.
- Georgia Tech's four takeaways were a season high (prev.: 3 vs. BC on Sept. 3; 3 vs. Duke on Oct. 29).
- Georgia Tech had two 100-yard rushers in the same game (Marcus Marshall -- 143 yds.; Jordan -- 142 yds.) for the first time since its 49-34 win over No. 8 Mississippi State in the 2014 Orange Bowl (Synjin Days -- 171, Thomas -- 121).
- Junior nickel back Lawrence Austin recorded the first two-interception game of his career. He is the first Georgia Tech player with multiple interceptions in a game since Jemea Thomas had two in a 31-17 win at No. 6 Clemson on Oct. 29, 2011.

SCORING SUMMARY

	1	2	3	4	F
Georgia Tech	6	14	0	10	30
Virginia Tech	0	0	7	13	20

1st	10:49	GT	Harrison Butker 40 yd field goal, 8-15, 4:03	GT 3, VT 0
	2:01	GT	Harrison Butker 39 yd field goal, 13-47, 7:27	GT 6, VT 0
2nd	8:06	GT	Matthew Jordan 53 yd run (Harrison Butker kick), 6-80, 2:47	GT 13, VT 0
	0:30	GT	Matthew Jordan 3 yd run (Harrison Butker kick), 4-34, 1:17	GT 20, VT 0
3rd	12:40	VT	Isaiah Ford 5 yd pass from Jerod Evans (Joey Slye kick), 7-27, 2:16	GT 20, VT 7
4th	11:01	GT	Harrison Butker 35 yd field goal, 9-42, 5:11	GT 23, VT 7
	9:16	GT	Marcus Marshall 56 yd run (Harrison Butker kick), 2-60, 0:52	GT 30, VT 7
	4:37	VT	Jerod Evans 8 yd run (Joey Slye kick), 13-89, 3:14	GT 30, VT 14
	0:37	VT	Jerod Evans 7 yd run (Jerod Evans rush failed), 12-93, 2:25	GT 30, VT 20

TEAM STATISTICS

	GT	VT
First Downs.....	15	25
Rushes-Yards.....	58-309	33-121
Passing Yards.....	34	316
Pass Att.-Comp-Int.....	2-7-0	32-47-2
Total Offense.....	343	437
Fumbles-Lost.....	4-1	3-2
Penalties-Yards.....	7-35	4-35
Punts-Yards (Avg./Net).....	6-255 (42.5/36.8)	4-161 (40.2/38.2)
Kickoffs-Yards (Avg./Net).....	7-442 (63.1/38.4)	3-137 (45.7/26.3)
Punt Returns (No.-Yds.-TD).....	2-8-0	3-34-0
Kickoff Returns (No.-Yds.-TD).....	1-8-0	3-73-0
Interceptions (No.-Yds.-TD).....	2-3-0	0-0-0
Fumble Returns (No.-Yds.-TD).....	0-0-0	0-0-0
Time of Possession.....	35:55	24:05
Third-Down Conversions.....	4-of-14	6-of-14
Fourth-Down Conversions.....	1-of-1	1-of-2
Red-Zone Scores-Chances.....	3-3	3-4
Sacks By (No.-Yds.).....	5-26	1-6
Field Goals.....	3-3	0-1
Points Off Turnovers.....	17	7

INDIVIDUAL STATISTICS

RUSHING: GT — M. Marshall 19-143; Jordan 32-121; Lynch 2-24; Willis 3-21; Team 2-0. VT — Evans 18-75; McMillian 10-39; Phillips 1-12; Rogers 1-7; Williams 1-4; Carroll 1-2; Team 1-(-18).

PASSING: GT — Jordan 2-7-0, 34. VT — Evans 32-45-2, 316; Team 0-2-0, 0.

RECEIVING: GT — Jeune 1-24; Stewart 1-10. VT — Phillips 10-82; Ford 8-85; Carroll 5-65; Rogers 4-37; Hodges 3-22; McMillian 1-17; Murphy 1-8.



INTERCEPTIONS: GT — Law. Austin 2-3. VT — None.

FUMBLE RECOVERIES: GT — Cottrell 1-0; Lan. Austin 1-0. VT — Shegog 1-0.

FORCED FUMBLES: GT — Gamble 1; Law. Austin 1. VT — Edmunds 1.

TACKLES FOR LOSS: GT — Saint-Amour 2.0-15; Gamble 1.5-6; Kallon 1.0-4; Rook-Chungong 1.0-1; C. Griffin 1.0-1; Freeman 0.5-1. VT — Baron 3.0-8; Edmunds 2.0-3; Motuapuaka 1.0-6; Shegog 0.5-2; Facyson 0.5-1; Hill 0.5-1; Settle 0.5-0.

SACKS: GT — Saint-Amour 2.0-15; Gamble 1.5-6; Kallon 1.0-4; Freeman 0.5-1. VT — Motuapuaka 1.0-6.

	VIRGINIA	17
	2-9, 1-6	
	GEORGIA TECH	31
	7-4, 4-4	

Game 11 • Nov. 19, 2016 • Atlanta, Ga. • Bobby Dodd Stadium (42,136)

POSTGAME NOTES

- Georgia Tech finished 5-2 in seven games at Bobby Dodd Stadium this season, marking the sixth time in Johnson's nine seasons as head coach that the Yellow Jackets have won at least five home games. Prior to Johnson's arrival in 2008, Tech won five home games in a season only three times in the previous 16 campaigns.
- All three of Georgia Tech's touchdowns covered at least 50 yards (67-yard run by Marcus Marshall, 54-yard pass from Justin Thomas to Clinton Lynch and 60-yard run by Qua Searcy). Georgia Tech has 15 offensive plays that have covered 50 or more yards this season, 11 of which have been for touchdowns.
- Georgia Tech's defense had a season-high three interceptions, all in the second half, and has picked off five passes over its last two games (two in last Saturday's win at Virginia Tech). Over the first nine games of the season, Georgia Tech had only four interceptions.
- Georgia Tech's 41 offensive plays were the fewest that it has run in a game in 51 years (dating back to it also running 41 plays versus Vanderbilt on Sept. 18, 1965) and were tied for the second-fewest offensive plays in school history (record: 38 vs. Duke, Oct. 29, 1960).
- Lance Austin's 24-yard interception return for a touchdown was Georgia Tech's first defensive touchdown of the season.

SCORING SUMMARY

	1	2	3	4	F
Virginia	0	10	0	7	17
Georgia Tech	0	7	14	10	31

2nd 11:55	VA	Daniel Hamm 4 yd run (Sam Hayward kick), 13-80, 6:51	VA 7, GT 0
10:20	GT	Marcus Marshall 67 yd run (Harrison Butker kick), 3-75, 1:35	VA 7, GT 7
4:09	VA	Sam Hayward 30 yd field goal, 13-61, 6:06	VA 10, GT 7
3rd 4:22	GT	Clinton Lynch 54 yd pass from Justin Thomas (Harrison Butker kick), 3-75, 1:26	GT 14, VA 10
1:33	GT	Qua Searcy 60 yd run (Harrison Butker kick), 3-84, 1:38	GT 21, VA 10
4th 13:49	GT	Harrison Butker 41 yd field goal, 4 (-6), 1:44	GT 24, VA 10
7:18	VA	Ryan Santoro 1 yd pass from Matt Johns (Sam Hayward kick), 14-75, 6:31	GT 24, VA 17
4:03	GT	Lance Austin 24 yd interception return (Harrison Butker kick)	GT 31, VA 17

TEAM STATISTICS

	VA	GT
First Downs.....	25	8
Rushes-Yards.....	42-189	31-199
Passing Yards.....	220	122
Pass Att-Comp-Int.....	27-46-3	5-10-0
Total Offense.....	409	321
Fumbles-Lost.....	1-0	3-0
Penalties-Yards.....	4-30	4-50
Punts-Yards (Avg./Net).....	4-168 (42.0/41.5)	5-261 (52.2/43.0)
Kickoffs-Yards (Avg./Net).....	4-243 (60.8/42.0)	6-381 (63.5/41.3)
Punt Returns (No.-Yds.-TD).....	1-26-0	1-2-0
Kickoff Returns (No.-Yds.-TD).....	3-58-0	1-25-0
Interceptions (No.-Yds.-TD).....	0-0-0	3-59-1
Fumble Returns (No.-Yds.-TD).....	0-0-0	0-0-0
Time of Possession.....	38:37	21:23
Third-Down Conversions.....	7-of-17	2-of-10
Fourth-Down Conversions.....	1-of-2	0-of-2
Red-Zone Scores-Chances.....	3-4	1-1
Sacks By (No.-Yds.).....	0-0	3-16
Field Goals.....	1-3	1-1
Points Off Turnovers.....	0	10

INDIVIDUAL STATISTICS

RUSHING: VA — Mizzell 24-131; Reid 12-63; Hamm 1-4; Johns 5(-9).
 GT — M. Marshall 16-127; Searcy 3-65; Lynch 1-11; Willis 1-5; Jordan 1-0; Thomas 9(-9).

PASSING: VA — Johns 27-44-3, 220; Dubois 0-1-0, 0; Team 0-1-0, 0. GT — Thomas 5-10-0, 122.

RECEIVING: VA — Dowling 9-68; Mizzell 6-45; Zacheaus 4-18; Johnson 3-57; Levronne 2-20; Santoro 2-7; Marshall 1-5. GT — Lynch 3-85; Willis 1-19; Jeune 1-18.



INTERCEPTIONS: VA — None. GT — Lan. Austin 1-24; C. Griffin 1-33; Mitchell 1-2.

FUMBLE RECOVERIES: VA — None. GT — None.

FORCED FUMBLES: VA — None. GT — None.

TACKLES FOR LOSS: VA — Brown 2.0-7; Peace 1.0-1. GT — Gamble 1.0-7; Cerge-Henderson 1.0-6; Kallon 1.0-3.

SACKS: VA — None. GT — Gamble 1.0-7; Cerge-Henderson 1.0-6; Kallon 1.0-3

	GEORGIA TECH	28
	8-4, 4-4	
	GEORGIA	27
	7-5, 4-4	

Game 12 • Nov. 26, 2016 • Athens, Ga. • Sanford Stadium (92,746)

POSTGAME NOTES

- Georgia Tech claimed consecutive wins at Georgia for the first time since 1998 (21-19) and 2000 (27-15).
- Georgia Tech moved to 3-2 at Sanford Stadium under Johnson.
- Georgia Tech trailed 27-14 after three quarters. The 13-point deficit was the largest that Georgia Tech has ever overcome after three quarters in a win under Johnson (prev.: 11 at Wake Forest, Oct. 2, 2010 - GT trailed 17-6 after three quarters, won 24-20).
- The 13-point deficit is tied for the seventh-largest deficit that Georgia Tech has ever overcome at any point of a win and is the second-largest that it has overcome in a win over Georgia (prev.: 16, Nov. 29 2008 - GT trailed 28-12, won 45-42).
- For the fourth-straight year, the Georgia Tech-Georgia game was decided by seven points or less.
- UGA's 139 passing yards were the fewest allowed by Georgia Tech this season (prev.: 144 vs. BC, Sept. 3).
- Head coach Paul Johnson became the second coach in Georgia Tech history with three wins at Georgia (2008, 2014 and 2016), joining Bobby Dodd, who won at UGA five times (1950, 1952, 1954, 1956, 1962).
- Johnson became the fourth coach in Georgia Tech history with as many as three wins overall versus Georgia, joining Bobby Dodd (12), William Alexander (7) and George O'Leary (3).
- Senior QB Justin Thomas became the first Georgia Tech starting quarterback to beat Georgia twice in his career since Joe Hamilton accomplished the feat in 1998 and 1999.
- Thomas is the first Georgia Tech quarterback to win twice at Georgia since Wade Mitchell accomplished the feat in 1954 and 1956.

SCORING SUMMARY

	1	2	3	4	F
Georgia Tech	7	7	0	14	28
Georgia	7	7	13	0	27

1st 7:28	GT	Clinton Lynch 42 yd run (Harrison Butker kick), 4-75, 1:44	GT 7, UGA 0
1:28	UGA	Sony Michel 10 yd run (Rodrigo Blankenship kick), 11-75, 6:00	GT 7, UGA 7
2nd 8:54	GT	Marcus Marshall 4 yd run (Harrison Butker kick), 3-73, 1:21	GT 14, UGA 7
5:04	UGA	Isaiah McKenzie 6 yd pass from Jacob Eason (Rodrigo Blankenship kick), 6-75, 3:50	GT 14, UGA 14
3rd 12:01	UGA	Rodrigo Blankenship 27 yd field goal, 6-18, 2:03	UGA 17, GT 14
7:30	UGA	Nick Chubb 3 yd run (Rodrigo Blankenship kick), 5-67, 2:19	UGA 24, GT 14
0:26	UGA	Rodrigo Blankenship 32 yd field goal, 10-58, 4:55	UGA 27, GT 14
4th 6:28	GT	Dedrick Mills 5 yd run (Harrison Butker kick), 7-94, 3:23	UGA 27, GT 21
0:30	GT	Qua Searcy 6 yd run (Harrison Butker kick), 8-46, 3:09	GT 28, UGA 27

TEAM STATISTICS

	GT	UGA
First Downs.....	15	22
Rushes-Yards.....	42-226	42-263
Passing Yards.....	164	139
Pass Att-Comp-Int.....	6-10-1	14-28-2
Total Offense.....	390	402
Fumbles-Lost.....	2-1	0-0
Penalties-Yards.....	4-45	2-15
Punts-Yards (Avg./Net).....	3-155 (51.7/45.0)	2-82 (41.0/41.0)
Kickoffs-Yards (Avg./Net).....	5-325 (65.0/41.8)	6-380 (63.3/40.8)
Punt Returns (No.-Yds.-TD).....	0-0-0	0-0-0
Kickoff Returns (No.-Yds.-TD).....	2-35-0	1-16-0
Interceptions (No.-Yds.-TD).....	2-0-0	1(-4)-0
Fumble Returns (No.-Yds.-TD).....	0-0-0	1-13-0
Time of Possession.....	25:27	34:33
Third-Down Conversions.....	3-of-8	8-of-15
Fourth-Down Conversions.....	0-of-1	1-of-1
Red-Zone Scores-Chances.....	3-3	5-5
Sacks By (No.-Yds.).....	0-0	1-14
Field Goals.....	0-0	2-3
Points Off Turnovers.....	7	3

INDIVIDUAL STATISTICS

RUSHING: GT — Lynch 4-59; M. Marshall 9-55; Searcy 8-40; Green 5-31; Mills 7-24; Thomas 7-10; Willis 1-7; Klock 1-0. UGA — Michel 19-170; Chubb 22-88; Ridley 1-5.

PASSING: GT — Thomas 6-10-1, 164. UGA — Eason 14-27-2, 139; Team 0-1-0, 0.

RECEIVING: GT — Stewart 2-87; Searcy 1-39; Lynch 1-16; Green 1-11; M. Marshall 1-11. UGA — Godwin 5-53; Nauta 3-48; McKenzie 2-4; Blazevich 1-11; Ridley 1-9; Wims 1-8; Michel 1-6.



INTERCEPTIONS: GT — Lan. Austin 1-0; Mitchell 1-0. UGA — Sanders 1(-4).

FUMBLE RECOVERIES: GT — None. UGA — Sanders.

FORCED FUMBLES: GT — None. UGA — R. Smith.

TACKLES FOR LOSS: GT — Law. Austin 1.0-3; Gamble 1.0-2. UGA — Davis 2.5-13; Marshall 1.0-7; R. Smith 1.0-4; Carter 1.0-2; Bellamy 0.5-7.

SACKS: GT — None. UGA — Bellamy 0.5-7; Davis 0.5-7.

	GEORGIA TECH	33
	9-4, 4-4	
	KENTUCKY	18
	7-6, 4-4	

Game 13 • Dec. 31, 2016 • Jacksonville, Fla. • EverBank Field (43,102)

JACKSONVILLE, Fla. (AP) - Dedrick Mills got a shoutout, some head nods and several high-fives as he walked toward the interview room at EverBank Field.

And those came from opposing players. The freshman was an even bigger hit inside Georgia Tech's locker room and in the stands. Mills ran for a career-high 169 yards and a touchdown, leading the Yellow Jackets to a 33-18 victory against Kentucky in the TaxSlayer Bowl on Saturday. It was the seventh-most rushing yards in bowl history, earning Mills the Most Valuable Player trophy and making some forget about his two suspensions this season.

"I think he can be a very special player," coach Paul Johnson said. "He's a very talented young man. We've got to try to help him grow up. Sometimes, you know, at that age, when you're 18, we all didn't make great decisions. It's our job to help him make the right decisions because he's got a bright future if he'll continue to work hard."

Playing without running back Marcus Marshall, who decided to transfer after the regular-season finale, Georgia Tech (9-4) turned to Mills to handle the workload against Kentucky (7-6). The newcomer from nearby Waycross, Georgia, delivered. With dozens of friends and family members in attendance, he carried a career-high 31 times as the Yellow Jackets won back-to-back bowl games for the first time in more than a decade.

"It wasn't that tough. It wasn't that tough," Mills said. "Behind the offensive line, running off their blocks, made it easier for me to find holes and get through them."

He got plenty of help, too, as Tech won its fourth consecutive game.

Senior P.J. Davis returned a fumble 38 yards for a touchdown. Fellow linebacker Terrell Lewis blocked a punt late in the first half that set up one of Harrison Butker's four field goals. Thomas added a 21-yard TD run in his final collegiate game.

"It's a great feeling," Thomas said. "Everything has to come to an end one day. Happy it ended like this. Looking forward to see what the future holds."

THE TAKEAWAY

Georgia Tech: The Yellow Jackets have to replace two significant cogs in their flexbone spread option, with Thomas graduating and Marshall transferring. But Mills looks like he could be a force for at least two more years.

Kentucky: The Wildcats return 36 of 44 players on their two-deep roster, and with quarterback Stephen Johnson and running back Benny Snell blossoming late in the season, coach Mark Stoops could have a solid nucleus in place to make another bowl in 2017.

FINAL SHOT

Despite struggling most of the day, the Wildcats had a final shot in the closing minutes. Johnson scrambled for a 21-yard touchdown with 3:57 remaining and then connected with C.J. Conrad for the 2-point conversion to make it a one-score game. But Thomas found Ricky Jeune wide open on a third-and-4 play near midfield for 42 yards. Mills scored three plays later to seal Tech's victory.

"Just made an aggressive mistake," Stoops said.

TURNING POINT

Trailing 10-3, Kentucky was threatening to score when Jojo Kemp was stuffed on fourth-and-1 at the 5 late in the second quarter. Tech responded with a 94-yard drive that included a fourth-and-inches conversion from their 15. Thomas' TD run capped the drive and made it 17-3.

Making matter worse for the Wildcats, they had a punt blocked on the ensuing possession and Georgia Tech turned it into a 52-yard field goal on the final play of the half.

Stoops was angered that officials didn't restart the clock after Thomas' first-down completion to Brad Stewart.

"I believe there was just some confusion," Stoops said. "Maybe some of them thought it was out of bounds when he was inbounds. They later told me he was inbounds. I just couldn't understand why they would, with one second, give them as much time as they wanted to line up."

VERBAL EXCHANGE

Stoops and Johnson exchanged words in the first quarter. Stoops initially seemed upset that two of his players were injured on consecutive plays. But Stoops said he took issue with something someone on Tech's sideline said.

"I have great respect for Coach Johnson, but nobody else over there is going to say a word to me," he said.

POSTGAME NOTES

- Georgia Tech finished the 2016 season with a 9-4 overall record, good for the program's 11th nine-win season in the last 60 years. Four of Georgia Tech's 11 nine-win campaigns since 1957 have come in nine seasons under head coach Paul Johnson (2008, 2009, 2014, 2016).
- Georgia Tech finished the season with a four-game winning streak and wins in six of its last seven games.
- The four-game winning streak is Tech's longest to close a season since it won its final five games in 1998.
- Georgia Tech finished 3-0 against opponents from the SEC -- all from the East Division -- in 2016 (def. Vanderbilt, 38-7, on Sept. 17 and Georgia, 28-27, on Nov. 26).
- Georgia Tech is 5-1 in its last six games against SEC opponents.
- Georgia Tech moved to 12-7-1 all-time against former Southern Conference and SEC rival Kentucky.
- The win was Tech's third-straight over Kentucky but its first since the last meeting between the teams in 1960.
- Georgia Tech moved to 25-19 all-time in bowl games, becoming the 10th program with 25 bowl victories
- Georgia Tech evened its record at 4-4 all-time in the TaxSlayer Bowl (formerly known as the Gator Bowl).
- The win was Georgia Tech's third in its last four bowl games overall.
- Georgia Tech's 38-yard fumble return for a touchdown in the first quarter (forced by senior DT Patrick Gamble, recovered and returned by senior LB P.J. Davis) was the Jackets' first defensive TD in a bowl game since Quayshawm Nealy returned an interception 74 yards for a TD vs. Utah in the 2011 Sun Bowl (Dec. 31, 2011).
- The defensive touchdown was Georgia Tech's first overall since DT Adam Gotsis recovered a fumble in the end zone versus Clemson on Oct. 10, 2015.
- The defensive touchdown was Georgia Tech's 30th non-offensive TD in Johnson's nine seasons at the helm.
- The punt block by junior LB Terrell Lewis that set up Georgia Tech's field goal at the end of the first half was the Yellow Jackets' first since DB Chris Milton blocked a punt vs. North Carolina on Oct. 3, 2015.
- Senior PK Harrison Butker became Georgia Tech's all-time scoring leader when he scored the 323rd point of his career on the Yellow Jackets' first extra point of the game, breaking a tie for the school record with PK Luke Manget (322 pts. -- 1999-2002). Butker finished with 337 career points.
- Butker's 52-yard field goal on the final play of the first half was his longest of the season (prev.: 42 at North Carolina, Nov. 5) and was tied for the third-longest of his career (career-long: 53 vs. Florida State, 2015 and at Georgia, 2014).
- Butker's four field goals on Saturday were a career high (pre.: 3 - achieved three times) and were a Georgia Tech bowl record (prev.: 2 -- Manget vs. Miami in 2000 Gator Bowl and Justin Moore vs. Utah in 2011 Sun Bowl).
- Butker's four field goals were tied for the second-most in a game in Georgia Tech history and the most since Scott Blair kicked four versus Clemson in the 2009 ACC Championship Game.
- Georgia Tech freshman BB Dedrick Mills rushed for a career-high 169 yards on 31 carries (5.5 avg.) -- prev. career high: 132 at North Carolina, Nov. 5.

SCORING SUMMARY

	1	2	3	4	F
Georgia Tech	10	10	3	10	33
Kentucky	0	3	0	15	18

1st	13:10	GT	P.J. Davis 38 yd fumble recovery (Harrison Butker kick)	GT 7, UK 0
	3:30	GT	Harrison Butker 23 yd field goal, 12-75, 6:23	GT 10, UK 0
2nd	11:36	UK	A. MacGinnis 37 yd field goal, 14-56, 6:54	GT 10, UK 3
	0:49	GT	Justin Thomas 21 yd run (Harrison Butker kick), 11-94, 4:29	GT 17, UK 3
	0:00	GT	Harrison Butker 52 yd field goal, 5-10, 0:24	GT 20, UK 3
3rd	2:15	GT	Harrison Butker 44 yd field goal, 8-19, 3:37	GT 23, UK 3
4th	13:40	UK	Dorian Baker 20 yd pass from Stephen Johnson (A. MacGinnis kick)	GT 23, UK 10
			12-75, 3:33	
	6:13	GT	Harrison Butker 26 yd field goal, 12-68, 7:18	GT 26, UK 10
	3:57	UK	Stephen Johnson 21 yd run (C.J. Conrad pass from Stephen Johnson)	GT 26, UK 18
			9-75, 2:16	
	2:18	GT	Dedrick Mills 3 yd run (Harrison Butker kick), 6-58, 1:39	GT 33, UK 18

TEAM STATISTICS

	GT	UK
First Downs.....	21	20
Rushes-Yards.....	51-266	36-149
Passing Yards.....	105	175
Pass Att.-Comp-Int	6-14-0	19-34-0
Total Offense.....	371	324
Fumbles-Lost.....	2-0	1-1
Penalties-Yards.....	8-74	6-61
Punts-Yards (Avg./Net)	3-76 (25.3/21.0)	4-102 (25.5/21.5)
Kickoffs-Yards (Avg./Net)	7-455 (65.0/40.0)	4-209 (52.2/33.8)
Punt Returns (No.-Yds.-TD).....	2-16-0	2-13-0
Kickoff Returns (No.-Yds.-TD).....	3-74-0	0-0-0
Interceptions (No.-Yds.-TD).....	0-0-0	0-0-0
Fumble Returns (No.-Yds.-TD).....	1-38-1	0-0-0
Time of Possession.....	32:22	27:38
Third-Down Conversions.....	5-of-13	6-of-16
Fourth-Down Conversions.....	2-of-2	2-of-4
Red-Zone Scores-Chances.....	3-3	2-3
Sacks By (No.-Yds.).....	2-13	0-0
Field Goals.....	4-4	1-1
Points Off Turnovers.....	7	0

INDIVIDUAL STATISTICS

- RUSHING:** GT — Mills 31-169; Thomas 9-42; Lynch 2-23; Green 2-20; Allen 1-11; Searcy 5-2; Team 1-(-1). UK — S. Johnson 14-49; Williams 11-35; Snell 7-34; Kemp 3-28; Baker 1-3.
- PASSING:** GT — Thomas 6-14-0, 105. UK — S. Johnson 19-34-0, 175.
- RECEIVING:** GT — Jeune 3-59; Stewart 2-10; Searcy 1-36. UK — Badgett 3-31; Timmons 3-30; G. Johnson 3-17; Conrad 3-14; Baker 2-38; Bone 1-11; Snell 1-11; Bouvier 1-9; Williams 1-8; Walker 1-6.
- INTERCEPTIONS:** GT — None. UK — None.
- FUMBLE RECOVERIES:** GT — Davis 1-38. UK — None.
- FORCED FUMBLES:** GT — Gamble. UK — Love.
- TACKLES FOR LOSS:** GT — Gamble 2.0-13; C. Griffin 1.0-1; Freeman 0.5-0; A. Simmons 0.5-1. UK — Jones 1.5-3; Baity 1.0-3; Edwards 1.0-2; Bell 0.5-1.
- SACKS:** GT — Gamble 2.0-13. UK — None.

RECORD BOOK



RUSHING**ATTEMPTS****GAME**

39 – Robert Lavette vs. Tennessee, 1982
39 – Jerry Mays vs. Georgia, 1989

SEASON

297 – Tashard Choice, 2006

CAREER

914 – Robert Lavette, 1981-84

YARDS**GAME**

356 – Eddie Lee Ivery vs. Air Force, 1978

SEASON

1,562 – Eddie Lee Ivery, 1978

CAREER

4,066 – Robert Lavette, 1981-84

TOUCHDOWNS**GAME**

4 – George Maloof vs. Georgia, 1951; Robert Lavette vs. Virginia, 1982; Tony Hollings vs. Connecticut, 2002; P.J. Daniels vs. Tulsa, 2003; Tevin Washington vs. Middle Tennessee, 2012

SEASON

20 – Tevin Washington, 2012

CAREER

45 – Robert Lavette, 1981-84

YARDS PER ATTEMPT**GAME** [MIN. 25 ATTEMPTS]

13.7 – Eddie Lee Ivery vs. Air Force, 1978

SEASON [MIN. 100 ATTEMPTS]

7.2 – Dorsey Levens, 1993

SEASON [MIN. 50 ATTEMPTS]

10.1 – Orwin Smith, 2011

CAREER [MIN. 400 ATTEMPTS]

6.2 – Jonathan Dwyer, 2007-09

CAREER [MIN. 300 ATTEMPTS]

6.4 – Anthony Allen, 2009-10

CAREER [MIN. 200 ATTEMPTS]

7.6 – Roddy Jones, 2008-11

RUSHING YARDS BY QUARTERBACK**GAME**

199 – Eddie Prokop vs. Tulsa, 1943 (1944 Sugar Bowl)

SEASON

1,086 – Justin Thomas, 2014

CAREER

2,806 – Joshua Nesbitt, 2007-10

LONGEST RUSH**GAME**

95 – Orwin Smith vs. Kansas, 2011

PASSING**ATTEMPTS****GAME**

61 – Larry Good vs. Tennessee, 1968

SEASON

384 – George Godsey, 2001

CAREER

1,363 – Reggie Ball, 2003-06

COMPLETIONS**GAME**

39 – George Godsey vs. Virginia, 2001

SEASON

249 – George Godsey, 2001

CAREER

662 – Reggie Ball, 2003-06

MOST COMPLETIONS WITHOUT INT**GAME**

35 – George Godsey vs. Clemson, 2000

CONSECUTIVE COMPLETIONS**SEASON**

18 – Joe Hamilton, 1999 [Florida State (15), The Citadel (3)]

YARDS**GAME**

486 – George Godsey vs. Virginia, 2001

SEASON

3,085 – George Godsey, 2001

CAREER

8,882 – Joe Hamilton, 1996-99

TOUCHDOWNS**GAME**

5 – Eddie McAshan vs. Rice, 1972; Joe Hamilton vs. Clemson, 1999

SEASON

29 – Joe Hamilton, 1999

CAREER

65 – Joe Hamilton, 1996-99

INTERCEPTIONS**GAME**

5 – Jerry Priestley vs. Tennessee, 1964; Eddie McAshan vs. Rice, 1972

SEASON

21 – Eddie McAshan, 1970

CAREER

55 – Reggie Ball, 2003-06

YARDS PER GAME**SEASON**

278.2 – Joe Hamilton, 1999

CAREER

206.6 – Joe Hamilton, 1996-99

YARDS PER COMPLETION**SEASON** [MIN. 100 COMPLETIONS]

15.1 – Joe Hamilton, 1999

SEASON [MIN. 75 COMPLETIONS]

22.7 – Joshua Nesbitt, 2009

CAREER [MIN. 200 COMPLETIONS]

18.4 – Justin Thomas, 2013-16

CAREER [MIN. 100 COMPLETIONS]

18.9 – Joshua Nesbitt, 2007-10;
Tevin Washington, 2009-12

YARDS PER ATTEMPT**SEASON** [MIN. 100 ATTEMPTS]

11.01 – Tevin Washington, 2011

CAREER [MIN. 500 ATTEMPTS]

8.94 – Justin Thomas, 2013-16

CAREER [MIN. 300 ATTEMPTS]

9.60 – Tevin Washington, 2009-12

COMPLETION PERCENTAGE**GAME**

.880 – Joe Hamilton vs. Florida State, 1999 (22-25)

SEASON [MIN. 75 ATTEMPTS]

.666 – Joe Hamilton, 1999

CAREER [MIN. 150 ATTEMPTS]

.633 – George Godsey, 1998-01

PASS EFFICIENCY RATING**GAME** [MIN. 15 ATTEMPTS]

309.8 – George Godsey vs. Navy, 2001

GAME [MIN. 10 ATTEMPTS]

312.8 – Tevin Washington vs. Western Carolina, 2011

SEASON

175.0 – Joe Hamilton, 1999

CAREER

148.2 – Joe Hamilton, 1996-99

LONGEST PASS**GAME**

96 – Joe Hamilton (to Charlie Rogers) vs. UCF, 1996

RECEIVING**RECEPTIONS****GAME**

14 – John Sias vs. Navy, 1968; Steve Harkey vs. South Carolina, 1970; Robert Lavette vs. Notre Dame, 1981; Kelly Campbell vs. Clemson, 2000

SEASON

78 – Jonathan Smith, 2003

CAREER

195 – Kelly Campbell, 1998-2001

YARDS**GAME**

243 – Dez White vs. Virginia, 1998

SEASON

1,202 – Calvin Johnson, 2006

CAREER

2,927 – Calvin Johnson, 2004-06

TOUCHDOWNS**GAME**

4 – Buck Martin vs. Auburn, 1951

SEASON

15 – Calvin Johnson, 2006

CAREER

28 – Calvin Johnson, 2004-06

YARDS PER RECEPTION**SEASON** [MIN. 25 RECEPTIONS]

29.3 – Stephen Hill, 2011

CAREER [MIN. 50 RECEPTIONS]

20.4 – Dez White, 1997-99

LONGEST RECEPTION**GAME**

96 – Charlie Rogers (from Joe Hamilton) vs. UCF, 1996

TOTAL OFFENSE**MOST PLAYS****GAME**

68 – Larry Good vs. Tennessee, 1968

SEASON

489 – Reggie Ball, 2003

CAREER

1,858 – Reggie Ball, 2003-06

YARDS**GAME**

477 – George Godsey vs. Virginia, 2001

SEASON

3,794 – Joe Hamilton, 1999

CAREER

10,640 – Joe Hamilton, 1996-99

YARDS PER GAME**SEASON**

344.9 – Joe Hamilton, 1999

CAREER

247.4 – Joe Hamilton, 1996-99

YARDS PER PLAY**SEASON**

8.27 – Joe Hamilton, 1999

CAREER

6.99 – Joe Hamilton, 1996-99

TOUCHDOWN RESPONSIBILITY**GAME**

5 – Eddie McAshan vs. Rice, 1972; Joe Hamilton vs. Florida State, 1999; Joe Hamilton vs. Clemson, 1999; Vad Lee vs. Duke, 2013; Justin Thomas vs. Georgia Southern, 2014

SEASON

35 – Joe Hamilton, 1999

CAREER

83 – Joe Hamilton, 1996-99

ALL-PURPOSE YARDS**GAME**

367 – Eddie Lee Ivery vs. Air Force, 1978

SEASON

1,879 – Eddie Lee Ivery, 1978

CAREER

5,393 – Robert Lavette, 1981-84

SCORING**POINTS SCORED****GAME**

24 – Buck Martin vs. Auburn, 1951; George Maloof vs. Georgia, 1951; Robert Lavette vs. Virginia, 1982; C.J. Williams vs. NC State, 1995; Joe Burns vs. North Carolina, 2000; Tony Hollings vs. Connecticut, 2002; P.J. Daniels vs. Tulsa, 2003; Tevin Washington vs. Middle Tennessee, 2012

SEASON

120 – Tevin Washington, 2012

CAREER

337 – Harrison Butker, 2013-16

TOUCHDOWNS**GAME**

4 – Buck Martin vs. Auburn, 1951; George Maloof vs. Georgia, 1951; Robert Lavette vs. Virginia, 1982; C.J. Williams vs. NC State, 1995; Joe Burns vs. North Carolina, 2000; Tony Hollings vs. Connecticut, 2002; P.J. Daniels vs. Tulsa, 2003; Tevin Washington vs. Middle Tennessee, 2012

SEASON

20 – Tevin Washington, 2012

CAREER

46 – Robert Lavette, 1981-84

DEFENSIVE TOUCHDOWNS**GAME**

2 – Rick Lewis vs. Tulane, 1970

SEASON

3 – Jeff Ford, 1969; Jerrard Tarrant, 2009

CAREER

4 – Jeff Ford, 1969-71

TWO-POINT CONVERSIONS**GAME**

2 – Joel Stevenson vs. Duke, 1968; Kerry Watkins vs. Wake Forest, 1999

SEASON

2 – Joel Stevenson, 1968; Kenny Bounds, 1968; Joe Hamilton, 1998; Kerry Watkins, 1999

CAREER

3 – Kerry Watkins, 1999-02

KICKING**POINTS BY KICKING****GAME**

17 – Ron Rice vs. Citadel, 1982

SEASON

106 – Travis Bell, 2007

CAREER

337 – Harrison Butker, 2013-16

PATs ATTEMPTED**GAME**

10 – Luke Manget vs. Navy, 2001

SEASON

66 – Harrison Butker, 2014

CAREER

210 – Luke Manget, 1999-2002

PATs MADE**GAME**

10 – Luke Manget vs. Navy, 2001

SEASON

65 – Harrison Butker, 2014

CAREER

208 – Harrison Butker, 2013-16

CONSECUTIVE PATs MADE**SEASON**

56 – Justin Moore, 2011

CAREER

160 – Luke Manget, 1999-2002

PAT PERCENTAGE**SEASON**

1.000 – multiple times, most recently by: Harrison Butker [46-of-46], 2016

CAREER

1.000 – Luke Manget, 1999-2002 [160-of-160]; Travis Bell, 2004-07 [138-of-138]

FIELD GOALS ATTEMPTED**GAME**

7 – Luke Manget vs. NC State, 2001

SEASON

28 – Luke Manget, 2001; Travis Bell, 2007

CAREER

88 – Scott Sisson, 1989-92

FIELD GOALS MADE**GAME**

5 – Ron Rice vs. The Citadel, 1982

SEASON

23 – Travis Bell, 2007

CAREER

61 – Travis Bell, 2004-07

FIELD GOALS PERCENTAGE**SEASON**

.882 – Travis Bell, 2004 (15-17); Scott Blair, 2010 (15-17); Harrison Butker, 2016 (15-17);

CAREER

.743 – Scott Blair, 2007-10 (41-56)

LONGEST FIELD GOAL MADE**GAME**

55 – E.O. Wheeler vs. VMI, 1973; Ron Rice vs. The Citadel, 1982; David Bell vs. Georgia, 1986

LONGEST FIELD GOAL ATTEMPTED**GAME**

64 – Ron Rice vs. Auburn, 1982

PUNTING**MOST PUNTS****GAME**

12 – Chip Pallman vs. Notre Dame, 1970; Sean McDevitt vs. Clemson, 1987; Rodney Williams vs. Florida State, 1997

HISTORIC

21 – Hawk Cavette vs. Florida, 1938

SEASON

88 – Jeff Pierce, 1980

CAREER

252 – Jeff Pierce, 1978-81

YARDS**GAME**

553 – Rodney Williams vs. Florida State, 1997

SEASON

3,609 – Jeff Pierce, 1980

CAREER

10,271 – Jeff Pierce, 1978-81

YARDS PER PUNT**GAME** [MIN. 3 PUNTS]

60.0 – Durant Brooks vs. North Carolina, 2007

GAME [MIN. 2 PUNTS]

65.5 – Michael Kelley vs. Alabama, 1979

SEASON [MIN. 35 PUNTS]

45.64 – Rodney Williams, 1997

CAREER [MIN. 75 PUNTS]

45.31 – Durant Brooks, 2006-07

LONGEST PUNT**GAME**

80 – Michael Kelley vs. Alabama, 1979

HISTORIC

85 – Buck Flowers vs. Davidson, 1920

RETURNS

KICKOFF RETURNS

GAME

7 – five times

SEASON

37 – Orwin Smith, 2009

CAREER

94 – Drew Hill, 1975-78

KICKOFF RETURN YARDS

GAME

230 – Jamal Golden vs. North Carolina, 2012 (7 ret)

SEASON

888 – Orwin Smith, 2009

CAREER

2,357 – Drew Hill, 1975-78

KICKOFF RETURN TOUCHDOWNS

GAME

1 – 15 times, most recently:
J.J. Green at Pittsburgh, 2016

SEASON

2 – Drew Hill, 1978; Jamal Golden, 2012

CAREER

2 – Drew Hill, 1975-78; Gary Lee, 1983-86;
Dez White, 1997-99; Jamal Golden, 2011-15

YARDS PER KICKOFF RETURN

GAME [MIN. 2 RETURNS]

58.5 – Drew Hill vs. Georgia, 1978

SEASON [MIN. 10 RETURNS]

30.0 – Drew Hill, 1978

CAREER [MIN. 15 RETURNS]

25.4 – Drew Hill, 1975-78

LONGEST KICKOFF RETURN

GAME

100 – Drew Hill vs. Georgia, 1978; Dez White vs. Maryland,
1998; Jamal Golden vs. North Carolina, 2012

HISTORIC

102 – Dewey Scarboro vs. Georgetown, 1919

PUNT RETURNS

GAME

9 – Kelley Rhino vs. The Citadel, 2001

SEASON

48 – Willie Clay, 1991; Kelley Rhino, 2001

CAREER

112 – Kelley Rhino, 1999-2002

PUNT RETURN YARDS

GAME

149 – Gerry Bussell vs. Auburn, 1962

SEASON

515 – Kelley Rhino, 2001

CAREER

1,135 – Kelley Rhino, 1999-2002

PUNT RETURN TOUCHDOWNS

GAME

1 – several times, most recently:
Jerrard Tarrant vs. Clemson, 2009

SEASON

2 – Jimmy Brown, 1966; Charlie Rogers, 1998; Jonathan
Smith, 2003; Jerrard Tarrant, 2009

CAREER

3 – Jimmy Brown, 1965-67

YARDS PER PUNT RETURN

GAME [MIN. 2 RETURNS]

68.0 – Randy Rhino vs. South Carolina, 1972

SEASON [MIN. 10 RETURNS]

22.6 – Jimmy Brown, 1965

CAREER [MIN. 25 RETURNS]

15.2 – Charlie Rogers, 1995-99

LONGEST PUNT RETURN

GAME

95 – Randy Rhino vs. South Carolina, 1972

DEFENSE

INTERCEPTIONS

GAME

3 – Bobby Moorhead vs. Auburn, 1952; Bubba Hoats vs.
Georgia, 1969; Randy Rhino vs. Rice, 1972; Ken
Swilling vs. Boston College, 1989; Brian Wilkins vs.
Florida State, 1996

HISTORIC

3 – Howard Ector vs. Vanderbilt, 1937

SEASON

9 – Jeff Ford, 1969; Willie Clay, 1991

CAREER

16 – Willie Clay, 1988-91

INTERCEPTION RETURN YARDS

GAME

100 – Jeff Ford vs. Notre Dame, 1969

SEASON

257 – Jeff Ford, 1969

CAREER

320 – Jeff Ford, 1969-71

INTERCEPTION RETURNS FOR TD

SEASON

3 – Jeff Ford, 1969 (TIED NCAA RECORD)

CAREER

4 – Jeff Ford, 1969-71

TACKLES

GAME

By Linebacker: 28 – Eric Wilcox vs. Georgia, 1967
By Down Lineman: 20 – John Battle vs. Duke, 1964
By Defensive Back: 19 – Danny Rhino vs. Virginia, 1974;
Cleve Pounds vs. Auburn, 1984; Cleve Pounds vs. NC
State, 1984; Ken Swilling vs. Virginia, 1989

SEASON

By Linebacker: 188 – Joe Harris, 1974
By Down Lineman: 112 – John Battle, 1965
By Defensive Back: 114 – Cleve Pounds, 1984

CAREER

By Linebacker: 467 – Keith Brooking, 1994-97
By Down Lineman: 271 – Franklin Brooks, 1952-55
By Defensive Back: 283 – Isaiah Johnson, 2010-14

TACKLES FOR LOSS

GAME

7 – Pat Swilling vs. NC State, 1985

SEASON

24 – Eric Henderson, 2003

CAREER

59.5 – Eric Henderson, 2002-05

SACKS

GAME

7 – Pat Swilling vs. NC State, 1985

SEASON

15 – Pat Swilling, 1985

CAREER

31.5 – Jeremiah Attaochu, 2010-13

FUMBLES FORCED

GAME

2 – Nine times, most recently:
D.J. White vs. Ole Miss, 2013

FUMBLES RECOVERED

GAME

2 – 17 times, most recently:
Quayshawn Nealy at Pittsburgh, Oct. 25, 2014

TWO PLAYERS COMBINED

RUSHING YARDS

GAME

429 – Eddie Lee Ivery (356), Darish Davis (73)
vs. Air Force, Nov. 11, 1978

SEASON

2,432 – Jonathan Dwyer (1,395), Joshua Nesbitt (1,037),
2009

RECEPTIONS

GAME

22 – William Glover (13), Kerry Watkins (9)
at Virginia, Nov. 10, 2001

RECEIVING YARDS

GAME

333 – William Glover (172), Kerry Watkins (161)
at Virginia, Nov. 10, 2001



TOP SINGLE-SEASON RUSHING DUOS

DUO	YEAR	YARDS
1. Jonathan Dwyer (1,395) / Joshua Nesbitt (1,037)	2009	2,432
2. Jonathan Dwyer (1,395) / Joshua Nesbitt (693)	2008	2,088
3. Anthony Allen (1,316) / Joshua Nesbitt (737)	2010	2,053
4. Justin Thomas (1,086) / Synjyn Days (924)	2014	2,010
5. Eddie Lee Ivery (1,562) / Rodney Lee (392)	1978	1,954



TOP SINGLE-SEASON RUSHING TRIOS

TRIO	YEAR	YARDS
1. J. Dwyer (1,395) / J. Nesbitt (1,037) / A. Allen (618)	2009	3,050
2. Justin Thomas (1,086) / Synjyn Days (924) / Zach Laskey (851)	2014	2,861
3. Jonathan Dwyer (1,395) / Josh Nesbitt (693) / Roddy Jones (690)	2008	2,778
4. Anthony Allen (1,316) / Josh Nesbitt (737) / Orwin Smith (516)	2010	2,569
5. Tevin Washington (987) / David Sims (698) / Orwin Smith (615)	2011	2,329
6. Bill Teas (788) / Windle Hardeman (776) / Glenn Turner (672)	1952	2,236
7. Tashard Choice (1,379) / Jonathan Dwyer (436) / Josh Nesbitt (339)	2007	2,154
8. David Sims (884) / Robert Godhigh (744) / Vad Lee (513)	2013	2,141
9. Eddie Lee Ivery (900) / Rodney Lee (780) / Gary Hardie (429)	1977	2,109
10. Eddie Lee Ivery (1,562) / Rodney Lee (392) / Raymond Friday (122)	1978	2,076

CONSECUTIVE 100-YARD GAMES

CAREER

PLAYER	YEARS	G
1. Tashard Choice	2006-07	9
2. Eddie Lee Ivery	1978	7
3. Tony Hollings	2002	4
P.J. Daniels	2004-05	4
Jonathan Dwyer	2008	4
Jonathan Dwyer	2009	4

200-YARD GAMES

CAREER

PLAYER	YEARS	G
1. Jerry Mays	1985-89	2
P.J. Daniels	2002-05	2
3. Brent Cunningham	1969-71	1
Eddie Lee Ivery	1975-78	1
Robert Lavette	1981-84	1
Jimmy Lincoln	1991-94	1
C.J. Williams	1994-96	1
Tashard Choice	2005-07	1
Roddy Jones	2008-11	1

RUSHING YARDS BY QUARTERBACK

CAREER

PLAYER	YEARS	ATT	TD	YDS
1. Josh Nesbitt	2007-10	653	35	2,806
2. Justin Thomas	2013-16	505	22	2,412
3. Tevin Washington	2009-12	542	38	2,225
4. Joe Hamilton	1996-99	501	18	1,758
5. Reggie Ball	2003-06	495	11	1,451
6. Vad Lee	2012-13	278	18	1,057
7. Danny Myers	1973-75	201	14	921
8. Shawn Jones	1989-92	392	19	855
9. Donnie Davis	1992-95	176	7	749
10. Billy Lothridge	1961-63	298	15	746

SEASON

PLAYER	YEAR	ATT	TD	YDS
1. Justin Thomas	2014	190	8	1,086
2. Josh Nesbitt	2009	279	18	1,037
3. Tevin Washington	2011	242	14	987
4. Joshua Nesbitt	2010	166	10	737
5. Joe Hamilton	1999	154	6	734
6. Joshua Nesbitt	2008	172	7	693
7. Tevin Washington	2012	177	20	684
8. Justin Thomas	2016	137	6	604
9. Vad Lee	2012	96	9	544
10. Tevin Washington	2010	116	4	514

RUSHING TOUCHDOWNS BY QUARTERBACK

CAREER

PLAYER	YEARS	TD
1. Tevin Washington	2009-12	38
2. Joshua Nesbitt	2007-10	35
3. Justin Thomas	2013-16	22
4. Shawn Jones	1989-92	19
5. Joe Hamilton	1996-99	18
6. Vad Lee	2012-13	17
7. Billy Lothridge	1961-63	15
8. Danny Myers	1973-75	14
9. Tippy Vann	1956-57	11
Reggie Ball	2003-06	11

SEASON

PLAYER	YEAR	TD
1. Tevin Washington	2012	20
2. Josh Nesbitt	2009	18
3. Tevin Washington	2011	14
4. Josh Nesbitt	2009	10
5. Billy Lothridge	1962	9
Vad Lee	2012	9
7. Vad Lee	2013	8
Justin Thomas	2014	8
9. Danny Myers	1974	7
Danny Myers	1975	7
Shawn Jones	1991	7
Josh Nesbitt	2008	7
Tim Byerly	2014	7

YEAR-BY-YEAR LEADERS

YARDS

YEAR	PLAYER	ATT	YDS	TD
1950	Bobby North	145	663	4
1951	Leon Hardeman	126	647	8
1952	Bill Teas	151	825	6
1953	Bill Teas	111	610	3
1954	Jimmy Thompson	47	442	4
1955	George Volkert	81	583	5
1956	Ken Owen	107	497	2
1957	Lester Simerville	86	275	1
1958	Floyd Faucette	83	473	1
1959	Floyd Faucette	69	330	3
1960	Chick Graning	82	315	4
1961	Mike McNames	94	350	2
1962	Billy Lothridge	128	478	9
1963	Ray Mendheim	93	427	5
1964	Johnny Gresham	99	437	4
1965	Lenny Snow	125	597	4
1966	Lenny Snow	202	761	12
1967	Lenny Snow	118	385	2
1968	Kenny Bounds	56	188	2
1969	Brent Cunningham	118	459	0
1970	Brent Cunningham	144	740	5
1971	Greg Horne	123	500	2
1972	Greg Horne	139	558	4
1973	Cleo Johnson	92	451	0
1974	David Sims	144	881	6

YEAR	PLAYER	ATT	YARDS	TD
1975	David Sims	72	590	6
1976	David Sims	163	803	9
1977	Eddie Lee Ivery	153	900	6
1978	Eddie Lee Ivery	267	1,562	9
1979	Ronny Cone	126	617	4
1980	David Allen	134	466	2
1981	Robert Lavette	188	866	7
1982	Robert Lavette	280	1,208	19
1983	Robert Lavette	186	803	5
1984	Robert Lavette	260	1,189	14
1985	Cory Collier	139	606	2
1986	Jerry Mays	148	842	7
1987	Malcolm King	89	383	5
1988	Jerry Mays	194	942	0
1989	Jerry Mays	249	1,349	8
1990	William Bell	161	891	5
1991	Jimmy Lincoln	199	913	2
1992	Michael Smith	74	336	1
1993	Dorsey Levens	114	823	8
1994	C.J. Williams	120	564	1
1995	C.J. Williams	245	1,138	12
1996	C.J. Williams	174	663	7
1997	Charles Wiley	150	567	9
1998	Joe Burns	98	474	5
1999	Sean Gregory	172	837	13
2000	Joe Burns	220	908	12
2001	Joe Burns	282	1,165	14
2002	Tony Hollings	92	633	11
2003	P.J. Daniels	283	1,447	10
2004	P.J. Daniels	154	714	8
2005	P.J. Daniels	198	930	3
2006	Tashard Choice	297	1,473	12
2007	Tashard Choice	261	1,379	10
2008	Jonathan Dwyer	200	1,395	12
2009	Jonathan Dwyer	235	1,395	14
2010	Anthony Allen	240	1,316	7
2011	Tevin Washington	242	986	14
2012	Zach Laskey	133	697	1
2013	David Sims	161	884	11
2014	Justin Thomas	190	1,086	8
2015	Marcus Marshall	86	654	4
2016	Dedrick Mills	152	771	12

PUNT RETURNS

PUNT RETURNS

CAREER

PLAYER	YEARS	RET
1. Kelley Rhino	1999-02	112
2. Willie Clay	1988-91	101
3. Jack Westbrook	1980-83	77
4. Mike Wysong	1968-70	65
5. Randy Rhino	1972-74	57
6. Jimmy Brown	1965-67	55
7. Nate Perryman	1993-96	52
8. Tyler Evans	2006-07	50
9. Jamal Golden	2011-15	47
10. Harvey Middleton	1994-97	43

SEASON

PLAYER	YEAR	RET
1. Willie Clay	1991	48
Kelley Rhino	2001	48
3. Kelley Rhino	2002	45
4. Tyler Evans	2007	34
5. Jeff Ford	1971	33
6. Jonathan Smith	2003	31
7. Charlie Rogers	1998	30
8. Mike Wysong	1970	29
Nate Perryman	1995	29
Marvious Hester	1999	29

PUNT RETURN YARDS

CAREER

PLAYER	YEARS	RET	YDS
1. Kelley Rhino	1999-02	112	1,135
2. Randy Rhino	1972-74	57	749
3. Willie Clay	1988-91	101	723
4. Jimmy Brown	1965-67	55	678
5. Mike Wysong	1968-70	65	665
6. Nate Perryman	1993-96	52	603
7. Jack Westbrook	1980-83	77	519
8. Charlie Rogers	1995-98	32	485
9. Jonathan Smith	2000-03	33	477
10. Tyler Evans	2006-07	50	469

SEASON

PLAYER	YEAR	RET	YDS
1. Kelley Rhino	2001	48	515
2. Kelley Rhino	2002	45	447
3. Randy Rhino	1972	25	441
4. Willie Clay	1991	48	431
5. Charlie Rogers	1998	30	425
6. Jonathan Smith	2003	31	364
7. Nate Perryman	1995	29	362
8. Jeff Ford	1971	33	341
9. Mike Wysong	1970	29	328
10. Marvious Hester	1999	29	322

PUNT RETURN TOUCHDOWNS

CAREER

PLAYER	YEARS	TD
1. Jimmy Brown	1965-67	3
2. Charlie Rogers	1995-98	2
Jonathan Smith	2000-03	2
Jerrard Tarrant	2009-10	2
5. Multiple players with		1

SEASON

PLAYER	YEAR	TD
1. Jerrard Tarrant	2009	2
Jonathan Smith	2003	2
Charlie Rogers	1998	2
Jimmy Brown	1966	2
5. Multiple players with		1

PUNT RETURN AVERAGE

CAREER [MINIMUM 25 RETURNS]

PLAYER	YEARS	RET	YDS	AVG
1. Charlie Rogers	1995-98	32	485	15.2
2. Jonathan Smith	2000-03	33	477	14.5
3. Randy Rhino	1972-74	57	749	13.1
4. Jimmy Brown	1965-67	55	678	12.3
5. Nate Perryman	1993-96	52	603	11.6
6. Marvious Hester	1999-2002	41	421	10.3
7. Mike Wysong	1968-70	65	665	10.2
8. Kelley Rhino	1999-2002	112	1,135	10.1
9. Jerrard Tarrant	2009-10	41	412	10.0
10. Jamal Golden	2011-2015	47	467	9.9

SEASON [MINIMUM 10 RETURNS]

PLAYER	YEAR	RET	YDS	AVG
1. Jimmy Brown	1965	10	226	22.6
2. Randy Rhino	1972	25	441	17.6
3. Johnny Menger	1956	10	175	17.5
4. Bill Teas	1953	10	169	16.9
5. Riccardo Ingram	1986	16	233	14.6
Jamal Golden	2012	17	248	14.6
7. Jimmy Brown	1966	18	260	14.4
8. Charlie Rogers	1998	30	425	14.2
9. Jerrard Tarrant	2009	21	281	13.4
10. Nate Perryman	1995	29	362	12.5

YEAR-BY-YEAR LEADERS

PUNT RETURNS [BASED ON NUMBER OF RETURNS]

YEAR	PLAYER	NO	YDS	TD	AVG
1950	Chappell Rhino	10	84	0	8.4
1951	Chappell Rhino	17	126	0	7.4
1952	Jake Rudolph	8	136	0	7.6
1953	Bill Teas	10	169	1	16.9
1954	Jimmy Thompson	5	71	0	14.2
1955	Wade Mitchell	9	108	1	12.0
1956	Johnny Menger	10	175	1	17.5
1957	Fred Braselton	4	38	1	9.5
1958	Floyd Faucette	7	55	0	7.9
1959	Floyd Faucette	7	67	0	9.6
1960	Billy Williamson	13	125	0	9.6
1961	Billy Williamson	10	65	0	6.5
1962	Gerry Bussell	9	181	1	20.1
1963	Johnny Gresham	7	74	0	10.6
1964	Gerry Bussell	13	104	0	8.0
1965	Jimmy Brown	10	226	1	22.6
1966	Jimmy Brown	18	260	2	14.4
1967	Jimmy Brown	27	192	0	7.1
1968	Mike Wysong	15	132	0	8.8
1969	Mike Wysong	21	205	0	9.8
1970	Mike Wysong	29	328	0	11.3
1971	Jeff Ford	33	341	0	10.3
1972	Randy Rhino	25	441	1	17.6
1973	Randy Rhino	12	129	0	10.8
1974	Randy Rhino	20	179	0	9.0
1975	Danny Rhino	17	45	0	2.6
1976	Don Bessillieu	23	205	0	8.9
1977	Don Bessillieu	11	69	0	6.3
1978	Gary Hardie	6	13	0	2.7
1979	Gary Lanier	27	168	0	6.2
1980	Ted Thurson	12	55	0	4.9
1981	Jack Westbrook	26	118	0	4.5
1982	Jack Westbrook	21	255	1	12.1
1983	Jack Westbrook	25	169	0	6.8
1984	Tim Mauldin	15	120	0	8.0
1985	Cory Collier	12	75	0	6.3
1986	Riccardo Ingram	16	233	0	14.6
1987	Riccardo Ingram	20	110	0	5.5
1988	Gerald Chamblin	17	127	0	7.5
1989	Willie Clay	27	157	0	5.8
1990	Jason McGill	27	163	0	6.0
1991	Willie Clay	48	431	1	9.0
1992	Jim Lincoln	18	136	0	7.6
1993	Lethon Flowers	10	79	0	7.9
1994	Lethon Flowers	8	30	0	3.8
1995	Nate Perryman	29	362	0	12.5
1996	Nate Perryman	18	219	1	12.2
1997	Harvey Middleton	22	185	0	8.4
1998	Charlie Rogers	30	425	2	14.2
1999	Marvious Hester	29	322	0	11.1
2000	Kelley Rhino	19	173	0	9.1
2001	Kelley Rhino	48	515	0	10.7
2002	Kelley Rhino	45	447	0	9.9

2003	Jonathan Smith	31	364	2	11.7
2004	Patrick Carter	26	219	0	8.4
2005	Pat Clark	30	191	0	6.4
2006	Andrew Smith	19	146	0	7.7
	Tyler Evans	16	154	0	9.6
2007	Tyler Evans	34	315	0	9.3
2008	Tyler Melton	15	86	0	5.7
2009	Jerrard Tarrant	21	281	2	13.4
2010	Jerrard Tarrant	20	131	0	6.6
2011	Zach Laskey	11	94	0	8.5
2012	Jamal Golden	17	248	0	14.6
2013	DeAndre Smelter	11	124	0	11.3
2014	Jamal Golden	11	45	0	4.1
2015	Jamal Golden	16	161	0	10.1
2016	Brad Stewart	11	126	0	11.5

DEFENSE

INTERCEPTIONS

CAREER

PLAYER	YEARS	YDS	TD	INT
1. Willie Clay	1988-91	264	1	16
2. Jeff Ford	1969-71	320	4	14
Randy Rhino	1972-74	216	1	14
Morgan Burnett	2007-09	135	1	14
5. Bobby Moorhead	1950-52	202	2	13
Wade Mitchell	1953-56	187	1	13
Ken Swilling	1988-91	239	2	13
8. Bill Eastman	1965-67	216	1	12
Lawrence Lowe	1977-80	118	1	12
Ted Thurson	1979-82	60	0	12
Jeremy Muyres	1999-2002	65	0	12

SEASON

PLAYER	YEAR	YDS	TD	INT
1. Jeff Ford	1969	257	3	9
Willie Clay	1991	66	1	9
3. Randy Rhino	1972	171	1	8
4. Bobby Moorhead	1952	165	2	7
Morgan Burnett	2008	95	1	7
6. Bob McCoy	1950	124	1	6
George Morris	1951	34	0	6
Charlie Brannon	1952	68	0	6
Bill Eastman	1965	83	0	6
Rick Lewis	1970	116	2	6
Randy Rhino	1973	45	0	6
Ken Swilling	1989	200	2	6

SACKS

CAREER

PLAYER	YEARS	SKS	YDS
1. Jeremiah Attaochu	2010-13	31.5	226
2. Greg Gathers	1999-02	31.0	210
3. Coleman Rudolph	1989-92	28.5	200
4. Marco Coleman	1989-91	27.5	162
5. Eric Henderson	2002-05	25.0	183
6. Pat Swilling	1982-85	23.0	194
7. Felipe Claybrooks	1997-00	20.0	156
8. Derrick Morgan	2007-09	19.5	131
9. Michael Johnson	2005-08	19.0	149
10. Philip Wheeler	2003-07	18.5	136

SEASON

PLAYER	YEAR	SKS	YDS
1. Pat Swilling	1985	15.0	119
2. Coleman Rudolph	1991	13.0	87
Greg Gathers	2000	13.0	89
4. Marco Coleman	1990	12.5	59
Derrick Morgan	2009	12.5	81
Jeremiah Attaochu	2013	12.5	86
7. Eric Henderson	2003	11.0	73
8. Marco Coleman	1991	10.0	62
Felipe Claybrooks	1998	10.0	67
Greg Gathers	2001	10.0	68
Jeremiah Attaochu	2012	10.0	67

TACKLES FOR LOSS
CAREER

PLAYER	YEARS	YDS	TFL
1. Eric Henderson	2002-05	249	59.5
2. Greg Gathers	1999-02	290	57.0
3. Coleman Rudolph	1989-92	285	52.0
4. Marco Coleman	1989-91	215	50.0
5. Daryl Smith	2000-03	123	48.0
6. Jeremiah Attaochu	2010-13	238	43.5
7. Keyaron Fox	2000-03	137	40.0
8. Gerris Wilkinson	2002-05	141	38.0
9. Pat Swilling	1982-85	224	37.0
Felipe Claybrooks	1997-00	201	37.0
11. Philip Wheeler	2003-07	172	34.5
12. Marlon Williams	1990-93	182	33.5
13. Ricardo Wimmbush	1999-02	90	32.0
Darryl Richard	2004-08	134	32.0
15. Nick Rogers	1998-01	160	31.0
KaMichael Hall	2003-06	163	31.0
17. Adam Oliver	2004-07	143	30.5
Michael Johnson	2005-08	183	30.5
19. Joe Anoa'i	2003-06	126	29.5
Derrick Morgan	2007-09	154	29.5

SEASON

PLAYER	YEAR	YDS	TFL
1. Eric Henderson	2003	91	24.0
2. Pat Swilling	1985	130	21.0
Marco Coleman	1991	90	21.0
4. Coleman Rudolph	1991	110	20.0
Greg Gathers	2000	105	20.0
6. Coleman Rudolph	1992	106	19.5
7. Marco Coleman	1990	76	18.5
Derrick Morgan	2009	96	18.5
9. Greg Gathers	1999	90	18.0
Greg Gathers	2001	95	18.0

TACKLES BY LINEMEN

CAREER

PLAYER	YEARS	TT
1. Franklin Brooks	1952-55	271
2. Pat Swilling	1982-85	265
3. John Battle	1963-65	242
4. Brad Bourne	1970-72	241
5. Rick Gibney	1972-75	234
6. Coleman Rudolph	1989-92	220
7. Smylie Gebhart	1969-71	217
8. Rock Perdoni	1969-70	210
9. Ralph Hughes	1994-97	200
10. Mark Pike	1982-85	198

SEASON

PLAYER	YEAR	TT
1. John Battle	1965	112
2. Franklin Brooks	1954	106
3. Rock Perdoni	1969	105
4. Pat Swilling	1984	100
5. John Lagana	1967	94
6. Don Stephenson	1956	92
Brad Bourne	1972	92
8. Kyle Ambrose	1986	91
9. Franklin Brooks	1955	89
10. Pat Swilling	1985	84

GAMES STARTED/CAREER

PLAYER	POS	YEARS	GS
1. Roddy Jones	RB	2008-11	52
2. Ricardo Wimmbush	LB	1999-2002	50
3. Reggie Ball	QB	2003-06	49
4. Andrew Gardner	OT	2005-08	48
5. Matt Rhodes	OL	2004-07	47

TACKLES BY LINEBACKERS
CAREER

PLAYER	YEARS	TT
1. Keith Brooking	1994-97	467
2. Jerrelle Williams	1988-91	437
3. Ron Rogers	1994-97	435
4. Lucius Sanford	1974-77	433
5. Rob Horton	1980-83	432
6. Duane Wood	1979-82	426
7. Ted Roof	1982-85	417
8. Joe Harris	1972-74	415
9. Jamal Cox	1991-94	397
10. Mackel Harris	1976-79	390

SEASON

PLAYER	YEAR	TT
1. Joe Harris	1974	188
2. Duane Wood	1980	171
3. Eric Thomas	1989	159
4. Keyaron Fox	2003	155
5. Rob Horton	1981	150
6. Keith Brooking	1996	147
7. Jamal Cox	1994	146
Keith Brooking	1995	146
9. Jerrelle Williams	1989	145
Jerrelle Williams	1990	145
Ron Rogers	1995	145

TACKLES BY DEFENSIVE BACKS

CAREER

PLAYER	YEARS	TT
1. Isaiah Johnson	2010-14	283
2. Jeremy Muyres	1999-02	273
3. Ken Swilling	1988-91	267
4. Dawan Landry	2002-05	250
5. Mark Sheffield	1979-82	244
6. James Butler	2001-04	240
7. Lethon Flowers	1991-94	238
8. Travares Tillman	1996-99	236
9. Morgan Burnett	2007-09	235
10. Jemea Thomas	2009, 2011-13	234

SEASON

PLAYER	YEAR	TT
1. James Butler	2003	119
2. Cleve Pounds	1984	114
3. Sammy Brown	1982	113
Cleve Pounds	1985	113
5. Mike Williams	1992	105
6. Gary Faulkner	1971	102
7. Andre Thomas	1988	100
8. Danny Rhino	1974	99
9. David Hendrix	1994	97
10. Sammy Burke	1966	93
Ken Swilling	1989	93
Morgan Burnett	2008	93

GAMES PLAYED/CAREER

PLAYER	POS	YEARS	GP
1. Jamal Golden	DB	2011-15	54
Jemea Thomas	DB	2009, 11-13	54
T.J. Barnes	DT	2009-12	54
Rod Sweeting	DB	2009-12	54
5. Chris Milton	DB	2012-15	53
Tyler Marcordes	LB	2012-15	53
Rashaad Reid	DB	2008-11	53
Scott Blair	K-P	2007-10	53
9. Harrison Butker	PK	2013-16	52
Demond Smith	DB	2012-15	52
Izaan Cross	DL	2009-12	52
Roddy Jones	RB	2008-11	52
Steven Sylvester	LB	2008-11	52
Mario Butler	CB	2007-10	52
Darryl Richard	DT	2004, 06-08	52

YEAR-BY-YEAR LEADERS
INTERCEPTIONS

YEAR	PLAYER	INT	YDS	TD
1948	Bob McCoy, DB	3	33	0
1949	Powell Sheffer, DB	5	47	0
1950	Bob McCoy, DB	6	124	1
1951	George Morris, LB	6	34	0
1952	Bobby Moorhead, DB	7	165	2
1953	Joe Hall, DB	4	68	0
	Wade Mitchell, DB	4	34	0
1954	Wade Mitchell, DB	3	94	0
1955	Johnny Menger, DB	4	54	1
1956	Wade Mitchell, DB	3	18	0
1957	Seven players tied with	1		
1958	Fred Braselton, DB	2	38	0
	Maxie Baughan, LB	2	15	0
	Marvin Tibbetts, DB	2	13	0
1959	Billy Williamson, DB	3	19	0
1960	Walter Howard, DB	4	14	0
1961	Tom Winingder, DB	3	35	0
1962	Mike McNamee, DB	4	5	0
1963	Nine players tied with	1		
1964	Gerry Bussell, DB	3	24	1
	Tom Bleick, DB	3	23	0
1965	Bill Eastman, DB	6	83	0
1966	Bill Eastman, DB	4	125	1
1967	Bill Kinard, DB	4	20	0
1968	Bill Kinard, DB	3	29	0
1969	Jeff Ford, DB	9	257	3
1970	Rick Lewis, DB	6	116	2
1971	Dave Beavin, DB	3	30	0
1972	Randy Rhino, DB	8	171	1
1973	Randy Rhino, DB	6	45	0
1974	Danny Rhino, DB	3	7	0
1975	Steve Crawford, DB	2	67	0
	Don Bessilleu, DB	2	26	0
	Gil Kyle, DB	2	25	0
	Danny Rhino, DB	2	11	0
1976	Eddie Porter, DB	4	46	0
1977	Reggie Wilkes, DE	3	14	0
1978	Lawrence Lowe, DB	5	41	0
1979	Robert Newman, DB	3	25	0
1980	Ted Thurson, DB	4	0	0
1981	Ted Thurson, DB	4	38	0
1982	Ted Thurson, DB	4	24	0
1983	Jack Westbrook, DB	4	37	1
1984	Mike Travis, DB	3	46	0
1985	Sammy Lilly, DB	4	46	0
1986	Reginald Rutland, DB	5	43	0
1987	Cedric Stallworth, DB	4	8	0
1988	Andre Thomas, DB	3	61	1
	George Malone, OLB	3	53	1
	Gerald Chamblin, LB	3	41	0
1969	Cedric Stallworth, DB	3	16	0
1989	Ken Swilling, DB	6	200	2
1990	Ken Swilling, DB	5	34	0
1991	Willie Clay, CB	9	66	1
1992	Marcus Coleman, CB	3	34	0
	Marlon Williams, OLB	3	28	0
1993	Marcus Coleman, CB	2	17	0
	Mike Williams, CB	2	4	0
1994	Mike Dee, FS	3	72	0
1995	Nathan Perryman, CB	3	27	0
	Ryan Stewart, SS	3	62	1
1996	Brian Wilkins, FS	4	0	0
1997	Brian Wilkins, FS	4	36	0
	Travares Tillman, SS	4	32	0
1998	Jamara Clark, CB	3	41	0
1999	Marvious Hester, CB	2	8	0
2000	Jeremy Muyres, FS	4	26	0
2001	Jeremy Muyres, FS	3	2	0
	Marvious Hester, CB	3	10	0
2002	Jeremy Muyres, FS	5	37	0
2003	James Butler, FS	5	18	0
2004	Reuben Houston, CB	3	16	0
2005	Dawan Landry, FS	4	12	0
	Philip Wheeler, LB	4	18	0
2006	Djay Jones, FS	4	29	1
2007	Morgan Burnett, S	3	0	0
2008	Morgan Burnett, S	7	95	1
2009	Morgan Burnett, S	4	40	0
2010	Jerrard Tarrant, S	3	93	1
2011	Rod Sweeting, CB	3	30	1
	Isaiah Johnson, S	3	34	1
	Jemea Thomas, CB-S	3	9	0
2012	Jemea Thomas, CB-S	4	1	0
2013	Five players with	2		
2014	Jamal Golden, S	4	87	1
	D.J. White, CB	4	48	1
2015	Brant Mitchell, LB	2	46	1
	D.J. White, CB	2	0	0
2016	Lance Austin, CB	3	24	1
	Lawrence Austin, NIC	3	3	0

RUSHING

MOST RUSHING ATTEMPTS

	ATT	PLAYER	OPPONENT	DATE
1.	39	Robert Lavette	Tennessee	Oct. 23, 1982
	39	Jerry Mays	Georgia	Dec. 2, 1989
3.	38	Robert Lavette	Georgia	Nov. 27, 1982
4.	37	Tashard Choice	Miami	Oct. 13, 2007
5.	36	Robert Lavette	Virginia	Oct. 13, 1984
	36	Tony Hollings	BYU	Sept. 21, 2002
	36	P.J. Daniels	North Carolina	Nov. 15, 2003
8.	35	C.J. Williams	Duke	Oct. 7, 1995
9.	34	Joe Burns	Syracuse	Aug. 26, 2001
	34	Joe Burns	NC State	Oct. 20, 2001
	34	Joe Burns	North Carolina	Nov. 1, 2001
	34	Tashard Choice	NC State	Nov. 4, 2006
	34	Anthony Allen	Duke	Nov. 20, 2010
14.	33	Lenny Snow	Texas Tech	Dec. 31, 1965
	33	Brent Cunningham	Duke	Nov. 1, 1969
	33	Robert Lavette	Memphis State	Sept. 25, 1982
	33	P.J. Daniels	Wake Forest	Oct. 11, 2003
	33	Tashard Choice	North Carolina	Nov. 17, 2007
19.	32	Lenny Snow	Tulane	Oct. 28, 1967
	32	Ajenavi Eziemefe	North Carolina	Sept. 28, 2002
	32	Tashard Choice	North Carolina	Nov. 11, 2006
	32	Tashard Choice	Clemson	Sept. 29, 2007
	32	Tashard Choice	Maryland	Oct. 6, 2007
	32	Josh Nesbitt	North Carolina	Sept. 26, 2009
	32	Tevin Washington	Maryland	Oct. 8, 2011
	32	Matthew Jordan	Virginia Tech	Nov. 12, 2016

MOST RUSHING YARDS

	YDS	PLAYER	OPPONENT	DATE
1.	356	Eddie Lee Ivery	Air Force	Nov. 11, 1978
2.	307	P.J. Daniels	Tulsa	Jan. 4, 2004
3.	240	P.J. Daniels	North Carolina	Nov. 15, 2003
4.	229	Jimmy Lincoln	Virginia	Sept. 19, 1991
5.	217	Brent Cunningham	Clemson	Oct. 3, 1970
6.	214	Roddy Jones	Georgia	Nov. 29, 2008
7.	207	Jerry Mays	Georgia	Dec. 2, 1989
8.	206	Jerry Mays	Western Carolina	Oct. 12, 1985
	206	C.J. Williams	Wake Forest	Nov. 19, 1994
10.	204	Tashard Choice	Miami	Oct. 13, 2007
11.	203	Robert Lavette	Georgia	Nov. 27, 1982
12.	199	Eddie Prokop	Tulsa	Jan. 1, 1944
13.	198	Joe Burns	North Carolina	Nov. 1, 2001
14.	197	Robert Lavette	Navy	Nov. 14, 1981
15.	196	Tashard Choice	Notre Dame	Sept. 1, 2007
16.	195	Anthony Allen	Virginia	Oct. 9, 2010
	195	Justin Thomas	Duke	Oct. 29, 2016
18.	190	Brent Cunningham	Duke	Nov. 1, 1969
19.	189	Jonathan Dwyer	Wake Forest (OT)	Nov. 7, 2009
	189	Tony Hollings	BYU	Sept. 21, 2002

MOST TOUCHDOWNS SCORED BY RUSHING

	TD	PLAYER	OPPONENT	DATE
1.	4	George Maloof	Georgia	Dec. 1, 1951
	4	Robert Lavette	Virginia	Nov. 6, 1982
	4	Tony Hollings	Connecticut	Sept. 7, 2002
	4	P.J. Daniels	Tulsa	Jan. 4, 2004
	4	Tevin Washington	Middle Tennessee	Sept. 29, 2012
6.	3	41 times, most recently: Dedrick Mills	Vanderbilt	Sept. 17, 2016

LONGEST RUSHING ATTEMPTS

YDS	PLAYER	OPPONENT	DATE
95 (t)	Orwin Smith	Kansas	Sept. 17, 2011
88 (t)	Jonathan Dwyer	Mississippi State	Sept. 20, 2008
87 (t)	Bob McCoy	Citadel	Nov. 20, 1948
85 (t)	Jonathan Dwyer	at North Carolina	Nov. 8, 2008
85 (t)	Gerry Bussell	at Georgia	Dec. 1, 1962
85 (t)	Morris Harrison	Citadel	Oct. 25, 1947
83 (t)	Robert Lavette	Navy	Nov. 14, 1981
82 (t)	Anthony Allen	Clemson	Sept. 10, 2009
82 (t)	Justin Thomas	Duke	Oct. 29, 2016
80 (t)	Eddie Lee Ivery	at Air Force	Nov. 11, 1978
79	Vad Lee	Presbyterian	Sept. 8, 2012
79 (t)	Jerry Mays	NC State	Oct. 11, 1986
77 (t)	Orwin Smith	Virginia	Sept. 15, 2012
77 (t)	Orwin Smith	Western Carolina (th)	Sept. 1, 2011
77 (t)	Bill Teas	LSU	Oct. 9, 1954
75 (t)	DeAndre Smelter	at North Carolina	Oct. 18, 2014
75 (t)	Jimmy Lincoln	Furman	Sept. 11, 1993
74 (t)	Jonathan Dwyer	Jacksonville State	Sept. 5, 2009
73 (t)	Orwin Smith	at North Carolina	Sept. 18, 2010
73 (t)	Tashard Choice	Samford	Sept. 8, 2007
73	Nate Kelsey	at Virginia	Sept. 20, 1986
73 (t)	Eddie Lee Ivery	at Air Force	Nov. 11, 1978
73	George Volkert	Florida State	Oct. 22, 1955
72 (t)	Tony Hollings	at Clemson	Sept. 14, 2002
72 (t)	Robert Lavette	Georgia	Nov. 26, 1983
72 (t)	Rodney Lee	at Tennessee	Oct. 8, 1977
71 (t)	Joshua Nesbitt	at Virginia Tech (th)	Nov. 4, 2010
71	Charles Wiley	at Wake Forest	Nov. 4, 1995
70	Robert Lavette	North Carolina	Oct. 3, 1981

HISTORIC

YDS	PLAYER	OPPONENT	DATE
82 (t)	Buck Flowers	Georgetown	Nov. 13, 1920

ACC GAMES

YDS	PLAYER	OPPONENT	DATE
85 (t)	Jonathan Dwyer	at North Carolina	Nov. 8, 2008
82 (t)	Anthony Allen	Clemson	Sept. 10, 2009
82 (t)	Justin Thomas	Duke	Oct. 29, 2016
79 (t)	Jerry Mays	NC State	Oct. 11, 1986
77 (t)	Orwin Smith	Virginia	Sept. 15, 2012
73 (t)	Orwin Smith	at North Carolina	Sept. 18, 2010
73	Nate Kelsey	at Virginia	Sept. 20, 1986

PASSING

MOST PASS ATTEMPTS

	ATT	PLAYER	OPPONENT	DATE
1.	61	Larry Good	Tennessee	Oct. 12, 1968
2.	57	George Godsey	Clemson	Oct. 28, 2000
3.	55	George Godsey	Virginia	Nov. 10, 2001
4.	53	Reggie Ball	NC State	Oct. 6, 2005
5.	49	Darrell Gast	Duke	Oct. 31, 1987
6.	47	Tommy Luginbill	Florida State	Nov. 5, 1994
	47	Reggie Ball	Duke	Nov. 8, 2003
	47	Reggie Ball	North Carolina	Sept. 10, 2005
9.	46	Michael Kelley	Georgia	Nov. 29, 1980
	46	Todd Rampley	Wake Forest	Nov. 12, 1988
	46	Shawn Jones	Georgia	Nov. 28, 1992
12.	45	Tommy Luginbill	Virginia	Oct. 15, 1994
	45	George Godsey	Maryland (OT)	Oct. 11, 2001
	45	A.J. Suggs	Maryland	Oct. 17, 2002
15.	44	Eddie McAshan	Miami	Sept. 26, 1970
	44	Michael Kelley	Georgia	Dec. 5, 1981
	44	Rick Strom	North Carolina	Sept. 19, 1987
	44	A.J. Suggs	Florida State	Nov. 9, 2002
19.	43	Shawn Jones	Virginia	Sept. 19, 1992
	43	Sean Jones	Wake Forest	Nov. 14, 1992
	43	George Godsey	NC State (OT)	Sept. 21, 2000

MOST PASS COMPLETIONS

	COMP	PLAYER	OPPONENT	DATE
1.	39	George Godsey	Virginia	Nov. 10, 2001
2.	35	George Godsey	Clemson	Oct. 28, 2000
3.	29	George Godsey	Virginia	Nov. 9, 2000
4.	28	A.J. Suggs	Maryland	Oct. 17, 2002
5.	27	Michael Kelley	Georgia	Nov. 29, 1980
	27	Reggie Ball	Duke	Nov. 8, 2003
7.	26	Shawn Jones	Georgia	Nov. 28, 1992
	26	George Godsey	Maryland (OT)	Oct. 11, 2001
	26	A.J. Suggs	Virginia	Oct. 26, 2002
10.	25	Larry Good	Tennessee	Oct. 12, 1968
	25	Michael Kelley	Georgia	Dec. 5, 1981
	25	Todd Rampley	Wake Forest	Nov. 12, 1988
	25	Shawn Jones	Virginia	Sept. 19, 1992
	25	Tommy Luginbill	Virginia	Oct. 15, 1994
	25	George Godsey	Florida State	Dec. 1, 2001
16.	24	10 times		

HIGHEST COMPLETION PERCENTAGE (MINIMUM 10 ATTEMPTS)

	COMP	PLAYER	OPPONENT	DATE	
1.	.880	22-25	Joe Hamilton	Florida State	Sept. 11, 1999
2.	.875	14-16	George Godsey	Citadel	Sept. 1, 2001
3.	.867	13-15	Kim King	Auburn	Oct. 16, 1965
4.	.818	9-11	James Person	Georgia	Nov. 30, 1968
5.	.809	17-21	Joe Hamilton	Maryland	Nov. 22, 1997
6.	.808	21-26	Joe Hamilton	Virginia	Nov. 8, 1997
7.	.800	12-15	Kim King	Duke	Oct. 30, 1965
	.800	12-15	James Stevens	Iowa State	Dec. 18, 1972
9.	.789	15-19	Joe Hamilton	Duke	Sept. 26, 1996
10.	.786	11-14	John Williams	Texas Tech	Dec. 19, 1970
	.786	11-14	Joshua Nesbitt	Mississippi State	Oct. 3, 2009
12.	.784	29-37	George Godsey	Virginia	Nov. 9, 2000
13.	.778	14-18	Jim Bob Taylor	Citadel	Sept. 18, 1982
14.	.769	10-13	A.J. Suggs	Vanderbilt	Aug. 31, 2002
15.	.762	16-21	George Godsey	Wake Forest	Oct. 14, 2000
16.	.750	12-16	Billy Lothridge	Duke	Nov. 3, 1962
	.750	18-24	James Stevens	Clemson	Sept. 29, 1973
	.750	15-20	Shawn Jones	Georgia	Dec. 1, 1990
	.750	18-24	Joe Hamilton	Wake Forest	Sept. 14, 1996
20.	.741	20-27	George Godsey	Wake Forest	Nov. 17, 2001

MOST COMPLETIONS WITHOUT AN INTERCEPTION

	COMP	PLAYER	OPPONENT	DATE
1.	35	George Godsey	Clemson	Oct. 28, 2000
2.	29	George Godsey	Virginia	Nov. 9, 2000
3.	28	A.J. Suggs	Maryland	Oct. 17, 2002
4.	26	A.J. Suggs	Virginia	Oct. 26, 2002
5.	25	Shawn Jones	Virginia	Sept. 19, 1992
6.	24	Donnie Davis	NC State	Oct. 23, 1993
	24	Tommy Luginbill	North Carolina	Oct. 8, 1994
	24	George Godsey	NC State	Oct. 20, 2001
	24	Reggie Ball	NC State	Oct. 4, 2003
	24	Reggie Ball	North Carolina	Sept. 10, 2005
11.	23	Joe Hamilton	Duke	Oct. 16, 1999
	23	George Godsey	Stanford	Dec. 27, 2001
13.	22	Joe Hamilton	Duke	Nov. 15, 1997
	22	Joe Hamilton	Florida State	Sept. 11, 1999
	22	Reggie Ball	Connecticut	Nov. 13, 2004
	22	Taylor Bennett	Maryland	Oct. 6, 2007
17.	21	Shawn Jones	Clemson	Sept. 26, 1992
	21	Joe Hamilton	NC State	Oct. 11, 1997
	21	Joe Hamilton	Virginia	Nov. 8, 1997
20.	20	Joe Hamilton	Duke	Oct. 3, 1998
	20	Taylor Bennett	Boston College	Sept. 15, 2007

MOST INTERCEPTIONS THROWN

	INT	PLAYER	OPPONENT	DATE
1.	5	Jerry Priestley	Tennessee	Nov. 7, 1964
	5	Eddie McAshan	Rice	Sept. 30, 1972
3.	4	Stanley Gann	Auburn	Oct. 15, 1960
	4	Marvin Hoffman	Tennessee	Oct. 11, 1969
	4	Eddie McAshan	Tennessee	Oct. 10, 1970
	4	James Stevens	South Carolina	Sept. 15, 1973
	4	Michael Kelley	Alabama	Sept. 8, 1979
	4	Michael Kelley	Georgia	Nov. 24, 1979
	4	Joel Peeples	Auburn	Oct. 18, 1980
	4	Darrell Gast	Wake Forest	Nov. 21, 1987
	4	Demarius Bilbo	Fresno State	Dec. 31, 2002
	4	Taylor Bennett	Virginia Tech	Nov. 1, 2007
13.	3	40 times		

MOST PASSING YARDS

	YDS	PLAYER	OPPONENT	DATE
1.	486	George Godsey	Virginia	Nov. 10, 2001
2.	454	George Godsey	Clemson	Oct. 28, 2000
3.	416	Darrell Gast	Duke	Oct. 31, 1987
4.	387	Joe Hamilton	Florida State	Sept. 11, 1999
	387	Joe Hamilton	Maryland	Sept. 30, 1999
6.	371	Eddie McAshan	Rice	Sept. 30, 1972
7.	361	Michael Kelley	Navy	Nov. 17, 1979
8.	354	George Godsey	Maryland	Nov. 18, 2000
9.	341	Joe Hamilton	Georgia (OT)	Nov. 27, 1999
10.	337	Joe Hamilton	Virginia	Nov. 8, 1997
11.	333	Michael Kelley	Georgia	Nov. 29, 1980
	333	George Godsey	Wake Forest	Oct. 14, 2000
13.	326	Taylor Bennett	West Virginia	Jan. 1, 2007
14.	324	Joe Hamilton	Duke	Oct. 16, 1999
15.	323	George Godsey	Virginia	Nov. 9, 2000
16.	322	Joe Hamilton	Clemson	Nov. 13, 1999
17.	320	George Godsey	Maryland (OT)	Oct. 11, 2001
	320	Reggie Ball	North Carolina	Sept. 10, 2005
19.	319	Kim King	Virginia	Nov. 13, 1965
20.	317	Rick Strom	Citadel	Sept. 12, 1987

HIGHEST PASS EFFICIENCY (MINIMUM 10 PASS ATTEMPTS)

	EFF	STATS	PLAYER	OPPONENT	DATE
1.	312.80	[8-13, 271, 3 TD]	Tevin Washington	Western Carolina	Sept. 1, 2011
2.	289.80	[6-10, 195, 2 TD]	Joshua Nesbitt	Duke	Nov. 14, 2009
3.	276.94	[10-14, 264, 2 TD]	Justin Thomas	Duke	Oct. 29, 2016
4.	275.25	[11-15, 282, 2 TD]	Justin Thomas	Wofford	Aug. 30, 2014
5.	272.25	[16-21, 333, 4 TD]	George Godsey	Wake Forest	Oct. 14, 2000
6.	270.83	[22-25, 387, 4 TD]	Joe Hamilton	Florida State	Sept. 11, 1999
7.	261.74	[11-14, 266, 1 TD]	Joshua Nesbitt	Mississippi State	Oct. 3, 2009
8.	252.93	[11-18, 317, 3 TD, 1 INT]	Rick Strom	The Citadel	Sept. 12, 1987
9.	245.30	[14-16, 222, 2 TD]	George Godsey	The Citadel	Sept. 1, 2001
10.	244.70	[6-10, 102, 3 TD]	Tevin Washington	Duke	Nov. 17, 2012

MOST TOUCHDOWNS SCORED BY PASSING

	TD	PLAYER	OPPONENT	DATE
1.	5	Eddie McAshan	Rice	Sept. 30, 1972
	5	Joe Hamilton	Clemson	Nov. 13, 1999
3.	4	Eddie Prokop	Tulane	Nov. 13, 1943
	4	Frank Broyles	Tulane	Nov. 11, 1944
	4	Darrell Crawford	Auburn	Oct. 20, 1951
	4	Shawn Jones	Maryland	Oct. 7, 1989
	4	Shawn Jones	Georgia	Dec. 1, 1990
	4	Tommy Luginbill	Western Carolina	Sept. 10, 1994
	4	Joe Hamilton	Florida State	Sept. 11, 1999
	4	Joe Hamilton	Georgia (OT)	Nov. 27, 1999
	4	George Godsey	Wake Forest	Oct. 14, 2000
	4	Reggie Ball	Clemson	Sept. 11, 2004
	4	Reggie Ball	NC State	Nov. 4, 2006
	4	Vad Lee	Duke	Sept. 14, 2013
	4	Justin Thomas	Georgia Southern	Sept. 13, 2014
16.	3	33 times, most recently: Justin Thomas	Virginia	Nov. 1, 2014

LONGEST PASS COMPLETIONS

YDS	QB/RECEIVER	OPPONENT	DATE
1. 96	(t) Brandon Shaw to Charlie Rogers	UCF	Oct. 26, 1996
2. 90	(t) Ted Peeples to Drew Hill	Duke	Sept. 9, 1978
3. 88	(t) Jaybo Shaw to Demaryius Thomas	Duke	Oct. 4, 2008
4. 87	(t) Darrell Gast to Greg Lester	Duke	Oct. 31, 1987
87	(t) Joshua Nesbitt to Embry Peeples	Vanderbilt	Oct. 31, 2009
6. 83 (t) J. Thomas to Clinton Lynch	North Carolina	Nov. 5, 2016	
82	(t) Shawn Jones to Keenan Walker	Maryland	Oct. 12, 1991
82	(t) Tevin Washington to Stephen Hill	Western Carolina (th)	Sept. 1, 2011
82	(t) Vad Lee to Jeff Greene	Presbyterian	Sept. 8, 2012
10. 81	(t) Shawn Jones to Bobby Rodriguez	Clemson	Oct. 14, 1989
81	(t) Justin Thomas to Marcus Marshall	Vanderbilt	Sept. 17, 2016
12. 80	(t) Kim King to John Sias	TCU	Sept. 30, 1967
80	(t) Mike Kelley to Leon Chadwick	Notre Dame	Oct. 6, 1979
80	(t) Donnie Davis to Derrick Steagall	Furman	Sept. 11, 1993
80	(t) Graham Stroman to C.J. Williams	Maryland	Oct. 22, 1994
80	(t) Joe Hamilton to Dez White	Florida State	Sept. 11, 1999
80	(t) Joe Hamilton to Dez White	Maryland (th)	Sept. 30, 1999
80	(t) Reggie Ball to Nate Curry	Syracuse	Dec. 21, 2004
19. 79	(t) E.M. Holsinger to J.W. Kilzer	Auburn	Oct. 27, 1945
79	Rick Strom to Steve Davenport	Citadel	Sept. 12, 1987
79	(t) Calvin Booker to Jonathan Dwyer	Gardner-Webb	Oct. 11, 2008
79	(t) Tevin Washington to Stephen Hill	Duke	Nov. 20, 2010
79	(t) Justin Thomas to Charles Perkins	Pittsburgh	Oct. 25, 2014
24. 78	(t) Ken Bonifay to John Sias	Duke	Nov. 2, 1968
78	(t) Shawn Jones to William Bell	Chattanooga	Sept. 22, 1990
26. 77	(t) Eddie McAshan to Jimmy Robinson	Michigan State	Sept. 23, 1972
77	(t) Tommy Luginbill to Omar Cassidy	North Carolina	Oct. 8, 1994
77	(t) Tevin Washington to Stephen Hill	Western Carolina (th)	Sept. 1, 2011
77 (t) Matthew Jordan to C. Lynch	Vanderbilt	Sept. 17, 2016	
30. 76	(t) Shawn Jones to Greg Lester	Virginia (th)	Sept. 19, 1991
76	(t) Joshua Nesbitt to Demaryius Thomas	Georgia	Nov. 28, 2009
32. 75	Donnie Davis to Dorsey Levens	Baylor	Nov. 6, 1993
75	(t) Joshua Nesbitt to Demaryius Thomas	Duke	Nov. 14, 2009

ACC GAMES

YDS	QB/RECEIVER	OPPONENT	DATE
1. 88	(t) Jaybo Shaw to Demaryius Thomas	Duke	Oct. 4, 2008
2. 87	(t) Darrell Gast to Greg Lester	Duke	Oct. 31, 1987
3. 83 (t) J. Thomas to Clinton Lynch	North Carolina	Nov. 5, 2016	
4. 82	(t) Shawn Jones to Keenan Walker	Maryland	Oct. 12, 1991
5. 81	(t) Shawn Jones to Bobby Rodriguez	Clemson	Oct. 14, 1989

RECEIVING

MOST PASS RECEPTIONS

REC	PLAYER	OPPONENT	DATE	
1.	14	John Sias	Navy	Nov. 9, 1968
	14	Stephen Harkey	South Carolina	Sept. 12, 1970
	14	Robert Lavette	Notre Dame	Nov. 7, 1981
	14	Kelly Campbell	Clemson	Oct. 28, 2000
5.	13	Will Glover	Virginia	Nov. 10, 2001
6.	11	Kelly Campbell	Duke	Oct. 16, 1999
7.	10	Jerry Mays	Wake Forest	Nov. 12, 1988
	10	Kelly Campbell	Syracuse	Aug. 26, 2001
	10	Kelly Campbell	Stanford	Dec. 27, 2001
	10	Calvin Johnson	NC State	Oct. 6, 2005
	10	Calvin Johnson	Maryland	Oct. 7, 2006
12.	9	22 times, most recently; Demaryius Thomas	Duke	Oct. 4, 2008

MOST RECEIVING YARDS

YDS	PLAYER	OPPONENT	DATE	
1. 243	Dez White	Virginia	Oct. 17, 1998	
2. 230	Demaryius Thomas	Duke	Oct. 4, 2008	
3. 223	Derrick Steagall	Virginia	Nov. 8, 1997	
4. 215	Dez White	Maryland	Sept. 30, 1999	
5. 209	Kelly Campbell	Clemson	Oct. 28, 2000	
6. 203	Kris Kentera	Navy	Nov. 17, 1979	
	Kelly Campbell	North Carolina (OT)	Oct. 9, 1999	
8. 198	John Sias	Navy	Nov. 9, 1968	
9. 194	Jonathan Smith	Wake Forest	Oct. 11, 2003	
10. 193	Greg Lester	Duke	Oct. 31, 1987	
	Kelly Campbell	Syracuse	Aug. 26, 2001	
12. 190	Kelly Campbell	Duke	Oct. 16, 1999	
13. 186	Calvin Johnson	West Virginia	Jan. 1, 2007	
14. 181	Stephen Hill	Western Carolina	Sept. 1, 2011	
15. 176	Jason McGill	Maryland	Oct. 10, 1992	
16. 174	Demaryius Thomas	Mississippi State	Oct. 3, 2009	
17. 172	Will Glover	Virginia	Nov. 10, 2001	
18. 171	Craig Baynham	Virginia	Nov. 13, 1965	
	171	Dez White	North Carolina	Sept. 26, 1998
20. 170	Jonathan Smith	Clemson	Sept. 20, 2003	

MOST TOUCHDOWNS SCORED BY RECEIVING

TD	PLAYER	OPPONENT	DATE	
1. 4	Buck Martin	Auburn	Oct. 20, 1951	
2. 3	Craig Baynham	Duke	Oct. 30, 1965	
	3	Kris Kentera	Navy	Nov. 17, 1979
	3	Jason McGill	Maryland	Oct. 10, 1992
	3	Dez White	Virginia	Oct. 17, 1998
	3	Calvin Johnson	Clemson	Sept. 11, 2004

TOTAL OFFENSE

MOST OFFENSIVE PLAYS

PLAYS	PLAYER	OPPONENT	DATE	
1. 68	Larry Good	Tennessee	Oct. 12, 1968	
2. 65	Reggie Ball	NC State	Oct. 6, 2005	
3. 63	George Godsey	Clemson	Oct. 28, 2000	
	63	George Godsey	Virginia	Nov. 10, 2001
5. 62	Joe Hamilton	Miami	Jan. 1, 2000	
6. 57	Shawn Jones	Georgia	Nov. 28, 1992	
7. 56	Kim King	Georgia	Nov. 27, 1965	
	56	Reggie Ball	Clemson	Sept. 20, 2003
	56	Reggie Ball	Clemson	Sept. 11, 2004
10. 55	Reggie Ball	Duke	Nov. 8, 2003	
11. 54	Tommy Luginbill	Virginia	Oct. 15, 1994	
	54	George Godsey	Maryland (OT)	Oct. 11, 2001
	54	Reggie Ball	North Carolina	Sept. 10, 2005
14. 53	Joe Hamilton	Maryland	Nov. 11, 1996	
	53	Joe Hamilton	Georgia	Nov. 29, 1997
	53	A.J. Suggs	Florida State	Nov. 9, 2002
	53	Reggie Ball	NC State	Oct. 4, 2003
18. 51	Michael Kelley	Duke	Nov. 3, 1979	
	51	Rick Strom	North Carolina	Sept. 19, 1987
	51	Shawn Jones	Virginia	Sept. 19, 1992
	51	Joe Hamilton	Wake Forest	Nov. 20, 1999
	51	George Godsey	NC State (OT)	Sept. 21, 2000
	51	Tevin Washington	Maryland	Oct. 8, 2011

**MOST TOTAL OFFENSE YARDS**

	YDS	PLAYER	OPPONENT	DATE
1.	477	George Godsey	Virginia	Nov. 10, 2001
2.	474	Joe Hamilton	Maryland	Sept. 30, 1999
3.	459	Justin Thomas	Duke	Oct. 29, 2016
4.	450	George Godsey	Clemson	Oct. 28, 2000
5.	435	Joe Hamilton	Georgia (OT)	Nov. 27, 1999
6.	412	Darrell Gast	Duke	Oct. 31, 1987
7.	410	Joe Hamilton	Clemson	Nov. 13, 1999
8.	405	Joe Hamilton	Florida State	Sept. 11, 1999
9.	387	Joe Hamilton	Duke	Oct. 16, 1999
10.	376	Michael Kelley	Navy	Nov. 17, 1979
11.	368	Joe Hamilton	Virginia	Nov. 8, 1997
12.	367	Reggie Ball	NC State	Oct. 6, 2005
13.	365	Eddie McAshan	Rice	Sept. 30, 1972
14.	364	Joe Hamilton	NC State	Oct. 11, 1997
15.	362	Joe Hamilton	North Carolina	Sept. 26, 1998
16.	357	George Godsey	Maryland	Nov. 18, 2000
17.	356	Eddie Lee Ivery	Air Force	Nov. 11, 1978
	356	Joe Hamilton	West Virginia	Dec. 29, 1997
19.	353	Justin Thomas	Wofford	Aug. 30, 2014
20.	350	Joe Hamilton	North Carolina (OT)	Oct. 9, 1999

MOST TOUCHDOWNS SCORED

	TD	PLAYER	OPPONENT	DATE
1.	4	Buck Martin	Auburn	Oct. 20, 1951
	4	George Maloof	Georgia	Dec. 1, 1951
	4	Robert Lavette	Virginia	Nov. 6, 1982
	4	C.J. Williams	NC State	Nov. 11, 1995
	4	Joe Burns	North Carolina	Sept. 30, 2000
	4	Tony Hollings	Connecticut	Sept. 7, 2002
	4	P.J. Daniels	Tulsa	Jan. 4, 2004
	4	Tevin Washington	Middle Tennessee	Sept. 29, 2012
9.	3	58 times, most recently: Dedrick Mills	Vanderbilt	Sept. 17, 2016

LONGEST TOUCHDOWN SCORED

	YDS	PLAYER	OPPONENT	DATE
1.	100 (ir)	Frank Broyles	Clemson	Sept. 30, 1944
	100 (ir)	Jeff Ford	Notre Dame	Nov. 15, 1969
	100 (kr)	Drew Hill	Georgia	Dec. 2, 1978
	100 (kr)	Dez White	Maryland	Oct. 31, 1998
	100 (kr)	Jamal Golden	North Carolina	Nov. 10, 2012
6.	99 (ir)	Bill Eastman	Tulane	Oct. 22, 1966
	99 (kr)	Gary Lee	NC State	Oct. 11, 1986
8.	97 (kr)	Eddie Lee Ivery	Notre Dame	Nov. 5, 1977
	97 (kr)	Drew Hill	Auburn	Oct. 21, 1978
	97 (ir)	Jamal Lewis	Samford	Sept. 9, 2006
	97 (kr)	Jamal Golden	BYU	Oct. 27, 2012
9.	96 (p)	Brandon Shaw to Charlie Rogers	UCF	Oct. 26, 1996
	96 (kr)	J.J. Green	Pittsburgh	Oct. 8, 2016
11.	95 (pr)	Randy Rhino	South Carolina	Sept. 16, 1972
	95 (kr)	Cory Collier	Duke	Oct. 29, 1983
	95 (kr)	Gary Lee	Georgia	Nov. 30, 1985
	95 (ir)	Ken Swilling	NC State	Sept. 9, 1989
	95 (kr)	Dez White	Duke	Nov. 15, 1997
	95 (r)	Orwin Smith	Kansas	Sept. 17, 2011
	95 (ir)	Tyler Marcordes	Elon	Aug. 31, 2013
18.	93 (kr)	Billy Williamson	Tennessee	Nov. 5, 1960
	93 (kr)	Gerry Bussell	Tulane	Oct. 27, 1962
20.	91 (kr)	Lester Simerville	Tulane	Oct. 26, 1957
21.	90 (p)	Ted Peeples to Drew Hill	Duke	Sept. 9, 1978
	90 (fr)	Kofi Smith	Wake Forest	Nov. 21, 1998
23.	88 (r)	Jonathan Dwyer	Mississippi State	Sept. 20, 2008
	88 (p)	Jaybo Shaw to Demaryius Thomas	Duke	Oct. 4, 2008
25.	87 (p)	Darrell Gast to Greg Lester	Duke	Oct. 31, 1987
	87 (p)	Joshua Nesbitt to Embry Peeples	Vanderbilt	Oct. 31, 2009

HISTORIC

	YDS	PLAYER	OPPONENT	DATE
1.	102 (kr)	Dewey Scarborough	Georgetown	Nov. 15, 1919
2.	92 (pr)	Everett Strupper	Mercer	Sept. 30, 1916
	92 (pr)	Pat Barron	Pennsylvania	Nov. 14, 1931

ACC GAMES

	YDS	PLAYER	OPPONENT	DATE
1.	100 (kr)	Jamal Golden	North Carolina	Nov. 10, 2012
	100 (kr)	Dez White	Maryland	Oct. 31, 1998
3.	99 (kr)	Gary Lee	NC State	Oct. 11, 1986
4.	96 (kr)	J.J. Green	Pittsburgh	Oct. 8, 2016
5.	95 (kr)	Dez White	Duke	Nov. 15, 1997
	95 (ir)	Ken Swilling	NC State	Sept. 9, 1989
	95 (kr)	Cory Collier	Duke	Oct. 29, 1983

PUNTING**MOST PUNTS**

	P	PLAYER	OPPONENT	DATE
1.	12	Chip Pallman	Notre Dame	Nov. 14, 1970
	12	Sean McDevitt	Clemson	Sept. 26, 1987
	12	Rodney Williams	Florida State	Oct. 18, 1997
4.	11	Tommy Chapman	Clemson	Oct. 7, 1967
	11	Harper Brown	Notre Dame	Nov. 8, 1975
	11	Jeff Pierce	North Carolina	Oct. 4, 1980
	11	Ben Arndt	Virginia Tech	Sept. 24, 2005
8.	10	Jerry Priestley	Tulane	Oct. 24, 1964
	10	Jerry Priestley	Vanderbilt	Sept. 18, 1965
	10	Tommy Chapman	Notre Dame	Nov. 18, 1967
	10	Tommy Chapman	USC	Oct. 25, 1969
	10	Chip Pallman	Miami	Sept. 26, 1970
	10	Jeff Pierce	Florida	Sept. 20, 1980
	10	Jeff Pierce	Notre Dame	Nov. 8, 1980
	10	Jeff Pierce	Notre Dame	Nov. 7, 1981
	10	Ron Rice	Auburn	Oct. 16, 1982
	10	Mike Snow	Chattanooga	Nov. 9, 1985
	10	Sean McDevitt	Chattanooga	Sept. 10, 1988
	10	William Weaver	Clemson	Sept. 28, 1991
	10	Ben Arndt	Clemson	Sept. 11, 2004
	10	Durant Brooks	Boston College	Sept. 15, 2007

MOST PUNT YARDS

	YDS	PLAYER	OPPONENT	DATE
1.	553	Rodney Williams	Florida State	Oct. 18, 1997
2.	505	Sean McDevitt	Clemson	Sept. 26, 1987
3.	464	Ben Arndt	Virginia Tech	Sept. 24, 2005
4.	454	Ron Rice	Auburn	Oct. 16, 1982
5.	453	Durant Brooks	Boston College	Sept. 15, 2007
6.	443	Chip Pallman	Notre Dame	Nov. 14, 1970
7.	440	Jeff Pierce	North Carolina	Oct. 4, 1980
8.	434	Jeff Pierce	Notre Dame	Nov. 7, 1981
9.	420	Ben Arndt	Clemson	Sept. 11, 2004
10.	412	Harper Brown	Notre Dame	Nov. 8, 1975
11.	411	Jeff Pierce	Florida	Sept. 20, 1980
12.	408	Jeff Pierce	Notre Dame	Nov. 8, 1980
13.	406	Chris Morehouse	UCF	Sept. 2, 2000
14.	405	Tommy Chapman	Clemson	Oct. 7, 1967
	405	Jeff Pierce	Navy	Nov. 15, 1980
16.	397	Chip Pallman	Miami	Sept. 26, 1970
17.	390	Jason Bender	Wake Forest	Nov. 14, 1992
18.	389	Jeff Pierce	Tennessee	Oct. 10, 1981
19.	387	Jeff Pierce	Tulane	Oct. 27, 1979
20.	381	Tommy Chapman	Notre Dame	Nov. 16, 1968

HIGHEST PUNT AVERAGE (MINIMUM 2 PUNTS)

	AVG	PLAYER	OPPONENT	DATE
1.	65.5	Michael Kelley	Alabama	Sept. 8, 1979
2.	60.0	Durant Brooks	North Carolina	Nov. 17, 2007
3.	55.5	Dan Dyke	Clemson (OT)	Sept. 29, 2001
4.	55.0	Rodney Williams	Boston College	Oct. 4, 1997
5.	54.5	Rodney Williams	Duke	Nov. 15, 1997
	54.5	Dan Dyke	Duke	Oct. 16, 1999
7.	52.7	Rodney Williams	NC State	Oct. 11, 1997
8.	52.5	Sean Poole	Duke	Sept. 14, 2013
9.	52.2	Ryan Rodwell	Virginia	Nov. 19, 2016
10.	52.0	Jason Bender	NC State	Oct. 1, 1994
	52.0	Sean Poole	Middle Tennessee	Sept. 10, 2011
12.	51.8	Rodney Williams	Florida State	Oct. 24, 1998
13.	51.7	Chandler Anderson	Duke	Nov. 14, 2009
	51.7	Ryan Rodwell	Georgia	Nov. 26, 2016
15.	51.0	James Brantley	Auburn	Oct. 19, 1957
	51.0	Joe Delaney	Duke	Nov. 1, 1958
	51.0	Chick Graning	Auburn	Oct. 21, 1961
	51.0	Chandler Anderson	Jacksonville State	Sept. 5, 2009
19.	50.8	Durant Brooks	Miami	Oct. 28, 2006
20.	50.7	Harper Brown	Miami	Sept. 20, 1975

LONGEST PUNTS

	YDS	PLAYER	OPPONENT	DATE
1.	80	Dave Davis	Army	Nov. 8, 1952
	80	Mike Kelley	Alabama	Sept. 8, 1979
3.	78	Ben Arndt	Miami	Nov. 19, 2005
4.	77	Gerald Burch	Clemson	Nov. 8, 1958
	77	Rodney Williams	Virginia	Oct. 5, 1996
	77	Durant Brooks	North Carolina	Nov. 17, 2007
7.	72	Joe Delaney	Tennessee	Oct. 11, 1958
8.	71	Chris Morehouse	Georgia	Nov. 24, 2001
9.	70	Charlie Mason	Florida	Nov. 23, 1957
	70	Tommy Chapman	Miami	Nov. 10, 1967
	70	Tommy Chapman	Notre Dame	Nov. 18, 1967
12.	69	Joe Delaney	SMU	Oct. 25, 1958
	69	Ben Smith	Florida	Oct. 1, 1960
14.	68	Ben Smith	Clemson	Oct. 3, 1959
	68	Jeff Pierce	Tennessee	Oct. 11, 1980
	68	Dan Dyke	Florida State	Sept. 9, 2000
17.	67	Jason Bender	Stanford	Dec. 25, 1991
18.	66	Kenneth Owen	Duke	Nov. 3, 1956
	66	Robert Dover	SMU	Sept. 28, 1957
	66	Harper Brown	Clemson	Sept. 27, 1975
	66	Ted Peeples	South Carolina	Sept. 10, 1977
	66	Durant Brooks	Army	Oct. 20, 2007
	66	Sean Poole	Duke	Sept. 14, 2013

HISTORIC

	YDS	PLAYER	OPPONENT	DATE
1.	85	Buck Flowers	Davidson	Oct. 9, 1920
2.	80	Robert Parham	Georgia	Nov. 13, 1926

FIELD GOALS

MOST FIELD GOALS

	FG	PLAYER	OPPONENT	DATE
1.	5	Ron Rice	The Citadel	Sept. 18, 1982
2.	4	Cam Bonifay	Navy	Nov. 17, 1973
	4	Scott Sisson	Florida State	Oct. 17, 1992
	4	Luke Manget	Clemson (OT)	Sept. 29, 2001
	4	Travis Bell	Notre Dame	Sept. 1, 2007
	4	Scott Blair	Clemson	Dec. 5, 2009
	4	Harrison Butker	Kentucky	Dec. 31, 2016
7.	3	34 times, most recently: Harrison Butker	Virginia Tech	Nov. 12, 2016

MOST FIELD GOAL ATTEMPTS

	FGA	PLAYER	OPPONENT	DATE
1.	7	Luke Manget	NC State	Oct. 20, 2001
2.	5	Thomas Wells	Duke	Nov. 1, 1958
	5	Ron Rice	The Citadel	Sept. 18, 1982
	5	Tyler Jarrett	Clemson	Sept. 25, 1993
	5	David Frakes	Wake Forest	Sept. 14, 1996
	5	Brad Chambers	Maryland	Oct. 31, 1998
	5	Travis Bell	Notre Dame	Sept. 1, 2007
8.	4	28 times, most recently: Harrison Butker	Kentucky	Dec. 31, 2016

LONGEST FIELD GOALS

	YDS	PLAYER	OPPONENT	DATE
1.	55	E.O. Whealler	VMI	Nov. 10, 1973
	55	Ron Rice	The Citadel	Sept. 18, 1982
	55	David Bell	Georgia	Nov. 29, 1986
4.	54	Johnny Duncan	Clemson	Oct. 4, 1969
	54	E.O. Whealler	Auburn	Oct. 19, 1974
	54	Ron Rice	Duke	Oct. 29, 1983
7.	53	Dave Frakes	Virginia	Oct. 5, 1996
	53	Harrison Butker	Georgia	Nov. 29, 2014
	53	Harrison Butker	Florida State	Oct. 24, 2015
10.	52	E.O. Whealler	VMI	Nov. 10, 1973
	52	Thomas Palmer	North Carolina	Sept. 19, 1987
	52	Harrison Butker	Duke	Sept. 26, 2015
	52	Harrison Butker	Kentucky	Dec. 31, 2016
14.	51	David Bell	Furman	Sept. 13, 1986
	51	Scott Sisson	Penn State	Aug. 28, 1991
	51	Scott Sisson	Georgia	Nov. 30, 1991
	51	Scott Sisson	Florida State	Oct. 17, 1992
	51	Luke Manget	Virginia	Nov. 10, 2001
	51	Travis Bell	Virginia	Sept. 22, 2007
20.	50	Scott Sisson	Clemson	Sept. 26, 1992
	50	Luke Manget	NC State (OT)	Sept. 21, 2000
	50	Luke Manget	NC State	Oct. 20, 2001

LONGEST FIELD GOAL ATTEMPTS

	YDS	PLAYER	OPPONENT	DATE
1.	64	Ron Rice	Auburn	Oct. 16, 1982
2.	63	E.O. Whealler	VMI	Nov. 10, 1973
3.	62	Travis Bell	Georgia	Nov. 24, 2007
4.	60	Chris Leone	Virginia	Oct. 15, 1994
5.	59	E.O. Whealler	VMI	Nov. 10, 1973
	59	Kyle Belcher	Miami	Oct. 2, 2004
7.	57	Robert Jobson	Rice	Sept. 30, 1972
	57	E.O. Whealler	Navy	Nov. 18, 1972
	57	Scott Sisson	Duke	Oct. 27, 1990
10.	56	Ron Rice	North Carolina	Oct. 3, 1981
11.	55	E.O. Whealler	Auburn	Oct. 20, 1973
	55#	E.O. Whealler	VMI	Nov. 10, 1973
	55#	Ron Rice	Citadel	Sept. 18, 1982
	55	David Bell	North Carolina	Oct. 4, 1986
	55#	David Bell	Georgia	Nov. 29, 1986
	55	Harrison Butker	Georgia	Nov. 28, 2015

= Good

KICK RETURNS

MOST KICKOFF RETURNS

KR	PLAYER	OPPONENT	DATE	
1.	7	Drew Hill	Notre Dame	Nov. 5, 1977
	7	Richard Hills	Duke	Oct. 31, 1987
	7	Dez White	Virginia	Nov. 6, 1999
	7	Kenny Scott	Virginia	Nov. 22, 2003
	7	Jamal Golden	North Carolina	Nov. 10, 2012
6.	6	Drew Hill	Georgia	Nov. 27, 1975
	6	Drew Hill	Duke	Oct. 29, 1977
	6	Richard Hills	Clemson	Sept. 26, 1987
	6	Howard Edwards	Duke	Oct. 28, 1989
	6	Kevin Tisdel	Virginia	Nov. 3, 1990
	6	Kevin Tisdel	Penn State	Aug. 28, 1991
	6	Dez White	Clemson	Nov. 13, 1999
	6	Kelly Campbell	Georgia	Nov. 24, 2001
	6	P.J. Daniels	Georgia	Nov. 30, 2002
	6	Jamaal Evans	Georgia	Nov. 24, 2007
	6	Jamaal Evans	Fresno State	Dec. 31, 2007
	6	Orwin Smith	Clemson	Dec. 5, 2009
	6	Daniel McKayhan	NC State	Sept. 25, 2010
	6	B.J. Bostic	Miami	Nov. 13, 2010
	6	B.J. Bostic	Georgia	Nov. 27, 2010
	6	Orwin Smith	Miami (OT)	Sept. 22, 2012

MOST KICKOFF RETURN YARDS

YDS	PLAYER	OPPONENT	DATE	
1.	230	Jamal Golden	at North Carolina	Nov. 10, 2012
2.	184	Howard Edwards	Duke	Oct. 28, 1989
3.	174	Jamal Golden	BYU	Oct. 27, 2012
4.	167	Kevin Tisdel	Duke	Oct. 27, 1990
5.	166	Drew Hill	Georgia	Nov. 27, 1975
6.	157	Dez White	Virginia	Nov. 6, 1999
7.	156	Dez White	Maryland	Oct. 31, 1998
8.	154	Kenny Scott	NC State	Oct. 4, 2003
9.	152	Richard Hills	Duke	Oct. 31, 1987
	152	Kevin Tisdel	South Carolina	Oct. 19, 1991
11.	151	J.J. Green	Pittsburgh	Oct. 8, 2016
12.	149	Drew Hill	Duke	Oct. 29, 1977
	149	Richard Hills	Clemson	Sept. 26, 1987
14.	147	Drew Hill	Notre Dame	Nov. 5, 1977
15.	146	Kenny Scott	Virginia	Nov. 22, 2003
16.	141	Dez White	Duke	Nov. 15, 1997
17.	140	Kevin Tisdel	Clemson	Oct. 13, 1990
	140	Jamal Golden	Wofford	Aug. 30, 2014
19.	139	Orwin Smith	Duke	Nov. 14, 2009
20.	138	Kevin Tisdel	Virginia	Nov. 3, 1990
	138	Daniel McKayhan	NC State	Sept. 25, 2010

HIGHEST KICKOFF RETURN AVERAGE (MINIMUM 2 RETURNS)

AVG	PLAYER	OPPONENT	DATE	
1.	59.5	Jamal Golden	Duke	Oct. 11, 2014
2.	58.5	Drew Hill	Georgia	Dec. 2, 1978
3.	57.5	Drew Hill	Auburn	Oct. 21, 1978
4.	55.0	Correy Earls	Samford	Sept. 8, 2007
5.	52.0	Dez White	Maryland	Oct. 31, 1998
6.	51.3	Kenny Scott	NC State	Oct. 4, 2003
7.	46.7	Kevin Tisdel	Clemson	Oct. 13, 1990
8.	46.3	Orwin Smith	Duke	Nov. 14, 2009
9.	45.0	Howard Edwards	Western Carolina	Nov. 4, 1989
10.	44.7	Cory Collier	Duke	Oct. 29, 1983
11.	41.8	Kevin Tisdel	Duke	Oct. 27, 1990
12.	40.0	P.J. Daniels	Wake Forest	Oct. 5, 2002
	40.0	Lynn Griffin	Virginia	Oct. 26, 2013
14.	39.3	Lethon Flowers	North Carolina	Oct. 8, 1994
15.	38.5	Orwin Smith	Middle Tennessee	Sept. 29, 2012
16.	38.3	Charlie Rogers	Navy	Nov. 23, 1996
	38.3	Tony Zenon	Maryland	Oct. 8, 2011
18.	38.0	Charlie Rogers	Virginia	Nov. 8, 1997
19.	37.8	J.J. Green	Pittsburgh	Oct. 8, 2016
19.	37.5	Lester Simmerville	Duke	Nov. 2, 1957
		Roddy Jones	Florida State	Nov. 1, 2008

LONGEST KICKOFF RETURNS

YDS	PLAYER	OPPONENT	DATE	
1.	100 (t)	Drew Hill	Georgia	Dec. 2, 1978
	100 (t)	Dez White	Maryland	Oct. 31, 1998
	100 (t)	Jamal Golden	North Carolina	Nov. 10, 2012
4.	99 (t)	Gary Lee	NC State	Oct. 11, 1986
5.	97 (t)	Eddie Lee Ivery	Notre Dame	Nov. 5, 1977
	97 (t)	Drew Hill	Auburn	Oct. 21, 1978
	97 (t)	Jamal Golden	BYU	Oct. 27, 2012
6.	96 (t)	J.J. Green	Pittsburgh	Oct. 8, 2016
8.	95	Cory Collier	Duke	Oct. 29, 1983
	95 (t)	Gary Lee	Georgia	Nov. 30, 1985
	95 (t)	Dez White	Duke	Nov. 15, 1997
11.	93 (t)	Billy Williamson	Tennessee	Nov. 5, 1960
	93 (t)	Gerry Bussell	Tulane	Oct. 27, 1962
13.	91 (t)	Lester Simerville	Tulane	Oct. 26, 1957
14.	90	Kenny Scott	NC State	Oct. 4, 2003
15.	87	Kevin Tisdel	Clemson	Oct. 13, 1990
16.	85 (t)	Kevin Tisdel	Duke	Oct. 27, 1990
17.	83	Orwin Smith	Duke	Nov. 14, 2009
18.	79	Tony Zenon	Maryland	Oct. 8, 2011
19.	76	Charlie Rogers	Navy	Nov. 23, 1996
20.	74	T.J. Edwards	Duke	Oct. 28, 1989
21.	71	Drew Hill	Pittsburgh	Sept. 18, 1976
22.	69	Drew Hill	South Carolina	Oct. 7, 1978
23.	68	Jamal Golden	Duke	Oct. 11, 2014
24.	67	Correy Earls	Samford	Sept. 8, 2007
25.	63	Gary Lee	Chattanooga	Nov. 9, 1985

HISTORIC

YDS	PLAYER	OPPONENT	DATE	
1.	102 (t)	Dewey Scarborough	Georgetown	Nov. 15, 1919

ACC GAMES

YDS	PLAYER	OPPONENT	DATE	
1.	100 (t)	Dez White	Maryland	Oct. 31, 1998
	100 (t)	Jamal Golden	North Carolina	Nov. 10, 2012
3.	99 (t)	Gary Lee	NC State	Oct. 11, 1986
4.	96 (t)	J.J. Green	Pittsburgh	Oct. 8, 2016
	95	Cory Collier	Duke	Oct. 29, 1983
	95 (t)	Dez White	Duke	Nov. 15, 1997

PUNT RETURNS

MOST PUNT RETURNS

PR	PLAYER	OPPONENT	DATE	
1.	9	Kelley Rhino	The Citadel	Sept. 1, 2001
2.	8	Kelley Rhino	Duke	Oct. 6, 2001
	8	Kelley Rhino	Florida State	Nov. 9, 2002
	8	Kelley Rhino	Duke	Nov. 16, 2002
5.	7	Nathan Perryman	Virginia	Oct. 5, 1996
	7	Charlie Rogers	North Carolina	Sept. 26, 1998
	7	Marvious Hester	UCF	Sept. 2, 2000
8.	6	18 times, most recently: Tyler Melton	Gardner-Webb	Oct. 11, 2008

MOST PUNT RETURN YARDS

YDS	PLAYER	OPPONENT	DATE	
1.	149	Gerry Bussell	Auburn	Oct. 20, 1962
2.	136	Randy Rhino	South Carolina	Sept. 16, 1972
3.	120	Mike Wysong	Florida State	Sept. 19, 1970
4.	117	Charlie Rogers	Virginia	Oct. 17, 1998
5.	111	Kelley Rhino	North Carolina	Nov. 1, 2001
6.	110	Kelley Rhino	Vanderbilt	Aug. 31, 2002
7.	106	Willie Clay	North Carolina	Oct. 26, 1991
8.	101	Michael Smith	Duke	Oct. 31, 1992
9.	97	Johnny Menger	Auburn	Oct. 20, 1956
10.	96	Jeff Ford	Clemson	Oct. 2, 1971
11.	94	James Brown	Vanderbilt	Sept. 24, 1966
12.	87	Riccardo Ingram	VMI	Nov. 8, 1986
	87	Jerrard Tarrant	Jacksonville State	Sept. 5, 2009
14.	86	Bill Eastman	Navy	Oct. 23, 1965
	86	James Brown	Navy	Oct. 23, 1965
16.	85	Jerrard Tarrant	Clemson	Sept. 10, 2009
17.	84	Jack Westbrook	Tennessee	Oct. 23, 1982
	84	Jonathan Smith	Virginia	Nov. 22, 2003
	84	Jamal Golden	Miami (OT)	Sept. 22, 2012
20.	83	Tyler Evans	Samford	Sept. 8, 2007



HIGHEST PUNT RETURN AVERAGE [MINIMUM 2 RETURNS]

AVG	PLAYER	OPPONENT	DATE
1. 68.0	Randy Rhino	South Carolina	Sept. 16, 1972
2. 48.5	Johnny Menger	Auburn	Oct. 20, 1956
3. 42.0	Jamal Golden	Miami (OT)	Sept. 22, 2012
42.0	Jonathan Smith	Virginia	Nov. 22, 2003
5. 39.0	James Brown	Vanderbilt	Sept. 18, 1965
6. 37.5	Jonathan Smith	North Carolina	Nov. 15, 2003
7. 36.5	Eddie Lee Ivery	The Citadel	Sept. 30, 1978
36.5	Charlie Rogers	Wake Forest	Nov. 21, 1998
9. 33.7	Michael Smith	Duke	Oct. 31, 1992
10. 30.0	Charlie Rogers	Duke	Sept. 26, 1996
11. 29.0	Jerrard Tarrant	Jacksonville State	Sept. 5, 2009
12. 28.7	James Brown	Navy	Oct. 23, 1965
13. 28.0	Jack Westbrook	Tennessee	Oct. 23, 1982
28.0	Jamal Golden	USC	Dec. 31, 2012
15. 27.8	Kelley Rhino	North Carolina	Nov. 1, 2001
16. 27.3	Nathan Perryman	Georgia	Nov. 30, 1996
17. 27.0	Randy Rhino	Boston College	Nov. 11, 1972
18. 26.5	Marvious Hester	Virginia	Nov. 6, 1999
19. 26.3	Riccardo Ingram	Wake Forest	Nov. 22, 1986
20. 25.5	Mike Wysong	Duke	Nov. 1, 1969

LONGEST PUNT RETURNS

YDS	PLAYER	OPPONENT	DATE
1. 95 (t)	Randy Rhino	South Carolina	Sept. 16, 1972
2. 87 (t)	Johnny Menger	Auburn	Oct. 20, 1956
3. 86 (t)	Bill Eastman	Navy	Oct. 23, 1965
4. 85 (t)	Jerrard Tarrant	Clemson	Sept. 10, 2009
5. 80 (t)	Jonathan Smith	Virginia	Nov. 22, 2003
6. 78 (t)	James Brown	Vanderbilt	Sept. 18, 1965
7. 77 (t)	Sammy Burke	Navy	Oct. 23, 1965
8. 75 (t)	Jimmy Jordan	Washington & Lee	Oct. 8, 1949
75 (t)	Gerry Bussell	Auburn	Oct. 20, 1962
10. 74 (t)	Frank Nix	Tennessee	Oct. 11, 1958
11. 73 (t)	Jonathan Smith	North Carolina	Nov. 15, 2003
12. 72 (t)	Jack Westbrook	Tennessee	Oct. 23, 1982
72 (t)	Michael Smith	Duke	Oct. 31, 1992
72 (t)	Nathan Perryman	Georgia (thk)	Nov. 30, 1996
15. 71 (t)	Eddie Lee Ivery	The Citadel	Sept. 30, 1978
16. 69 (t)	James Brown	Vanderbilt	Sept. 24, 1966
69	Charlie Rogers	New Mexico State	Sept. 12, 1998
18. 68 (t)	Jerrard Tarrant	Jacksonville State	Sept. 5, 2009
19. 63 (t)	Charlie Rogers	Wake Forest	Nov. 21, 1998
63	Willie Clay	Stanford	Dec. 25, 1991
63 (t)	Giles Smith	Duke	Oct. 29, 1966
22. 61 (t)	Willie Clay	North Carolina	Oct. 26, 1991
23. 59 (t)	James Brown	Auburn	Oct. 15, 1966
24. 58	James Brown	Duke	Oct. 29, 1966
25. 56	Nathan Perryman	Georgia	Nov. 23, 1995
56	Jamal Golden	Miami (OT)	Sept. 22, 2012
56	Jamal Golden	USC	Dec. 31, 2012

HISTORIC

YDS	PLAYER	OPPONENT	DATE
1. 92 (t)	Pat Barron	Pennsylvania	Nov. 14, 1931
92 (t)	Everett Strupper	Mercer	Sept. 30, 1916

ACC GAMES

YDS	PLAYER	OPPONENT	DATE
1. 85 (t)	Jerrard Tarrant	Clemson	Sept. 10, 2009
2. 80 (t)	Jonathan Smith	Virginia	Nov. 22, 2003
3. 73 (t)	Jonathan Smith	North Carolina	Nov. 15, 2003
4. 72 (t)	Michael Smith	Duke	Oct. 31, 1992
5. 63 (t)	Charlie Rogers	Wake Forest	Nov. 21, 1998

INTERCEPTIONS

MOST INTERCEPTIONS

INT	PLAYER	OPPONENT	DATE
1. 3	Howard Ector	Vanderbilt	Oct. 30, 1937
3	Bobby Moorhead	Auburn	Oct. 18, 1952
3	Bubba Hoats	Georgia	Nov. 29, 1969
3	Randy Rhino	Rice	Sept. 30, 1972
3	Ken Swilling	Boston College	Nov. 25, 1989
3	Brian Wilkins	Florida State	Nov. 2, 1996
7. 2	57 times, most recently: Lawrence Austin	Virginia Tech	Nov. 12, 2016

MOST INTERCEPTION RETURN YARDS

YDS	INT	PLAYER	OPPONENT	DATE
1. 100	1	Jeff Ford	Notre Dame	Nov. 15, 1969
2. 99	2	Bill Eastman	Tulane	Oct. 22, 1966
3. 97	1	Jamal Lewis	Samford	Sept. 9, 2006
4. 95	1	Ken Swilling	NC State	Sept. 9, 1989
95	1	Tyler Marcordes	Elon	Aug. 31, 2013
6. 85	1	Mario Butler	Duke	Nov. 20, 2010
85	1	Jamal Golden	Clemson	Nov. 15, 2014
8. 84	1	Gerry Bussell	Tennessee	Nov. 7, 1964
84	1	Willy Clay	Western Carolina	Nov. 4, 1989
10. 83	1	Mike Williams	Wake Forest	Nov. 17, 1990
11. 78	2	Rick Lewis	Tulane	Oct. 24, 1970
12. 75	1	Dave Beavin	Duke	Oct. 31, 1970
13. 74	1	Quayshawn Nealy	Utah (OT)	Dec. 31, 2011
14. 72	3	Ken Swilling	Boston College	Nov. 25, 1989
15. 71	1	Quayshawn Nealy	NC State	Nov. 8, 2014
16. 70	1	Daryl Smith	Georgia	Nov. 25, 2000
17. 68	1	Derrick Shepard	Boston College	Oct. 4, 1997
18. 67	1	Richard Gookin	LSU	Oct. 13, 1956
67	2	Gary Faulkner	Clemson	Oct. 7, 1972
20. 65	1	David Hendrix	Western Carolina	Sept. 10, 2004

LONGEST INTERCEPTION RETURNS

YDS	PLAYER	OPPONENT	DATE
1. 100 (t)	Frank Broyles	Clemson	Sept. 30, 1944
100 (t)	Jeff Ford	Notre Dame	Nov. 15, 1969
3. 99 (t)	Bill Eastman	Tulane	Oct. 22, 1966
4. 97 (t)	Jamal Lewis	Samford	Sept. 9, 2006
5. 95 (t)	Ken Swilling	NC State	Sept. 9, 1989
95 (t)	Tyler Marcordes	Elon	Aug. 31, 2013
7. 85 (t)	Mario Butler	Duke	Nov. 20, 2010
85 (t)	Jamal Golden	Clemson	Nov. 15, 2014
9. 84 (t)	Gerry Bussell	Tennessee	Nov. 7, 1964
84	Willie Clay	Western Carolina	Nov. 4, 1989
11. 83 (t)	Mike Williams	Wake Forest	Nov. 17, 1990
12. 75 (t)	Stan Beavers	Duke	Oct. 31, 1970
13. 74 (t)	Quayshawn Nealy	Utah (OT)*	Dec. 31, 2011
14. 73 (t)	W.P. McHugh	St. Mary's*	Jan. 1, 1947
15. 72 (t)	Ken Swilling	Boston College	Nov. 25, 1989
16. 71	Quayshawn Nealy	NC State	Nov. 8, 2014
17. 70 (t)	Daryl Smith	Georgia	Nov. 25, 2000
18. 68	Derrick Shepard	Boston College	Oct. 4, 1997
19. 67 (t)	Richard Gookin	LSU	Oct. 13, 1956
20. 65 (t)	David Hendrix	Western Carolina	Sept. 10, 1994
21. 64	Dorian Walker	Vanderbilt	Sept. 17, 2016
21. 63	Mike McKenzie	Tennessee	Sept. 9, 1972
22. 62 (t)	Chris Milton	Clemson	Nov. 15, 2014
23. 57 (t)	Tommy Bleick	Auburn	Oct. 16, 1965
24. 56 (t)	Rick Lewis	Tulane	Oct. 24, 1970

HISTORIC

YDS	PLAYER	OPPONENT	DATE
1. 85 (t)	Judy Harlan	Washington & Lee	Oct. 20, 1917
85 (t)	Wilbur Peterson	North Carolina	Nov. 7, 1931

ACC GAMES

YDS	PLAYER	OPPONENT	DATE
1. 95 (t)	Ken Swilling	at NC State	Sept. 9, 1989
2. 85 (t)	Mario Butler	Duke	Nov. 20, 2010
85 (t)	Jamal Golden	Clemson	Nov. 15, 2014
4. 83 (t)	Mike Williams	at Wake Forest	Nov. 17, 1990
5. 71	Quayshawn Nealy	at NC State	Nov. 8, 2014
6. 62 (t)	Chris Milton	Clemson	Nov. 15, 2014
7. 54 (t)	Ken Swilling	North Carolina	Oct. 22, 1988
8. 50 (t)	Marvious Hester	Florida State	Sept. 9, 2000

TACKLES**MOST TOTAL TACKLES**

TT	PLAYER	OPPONENT	DATE
1.	22 Rob Horton	Alabama	Sept. 12, 1981
	22 Jamal Cox	Arizona	Sept. 1, 1994
3.	21 Ronald Rogers	Clemson	Oct. 28, 1995
4.	20 Rob Horton	Navy	Nov. 14, 1981
	20 Keith Brooking	Clemson	Oct. 28, 1995
6.	19 Joe Harris	Tennessee	Oct. 13, 1973
	19 Duane Wood	Tulane	Oct. 25, 1980
	19 Duane Wood	Navy	Nov. 14, 1981
	19 Eric Thomas	Duke	Oct. 28, 1989
	19 Calvin Tiggler	Clemson	Oct. 13, 1990

MOST SOLO TACKLES

UT	PLAYER	OPPONENT	DATE
1.	17 Keith Brooking	Clemson	Oct. 19, 1996
2.	15 Rob Horton	Navy	Nov. 14, 1981
	15 Jamal Cox	North Carolina	Oct. 16, 1993
4.	14 Lucius Sanford	Georgia	Nov. 27, 1976
	14 Mackel Harris	California	Sept. 16, 1978
	14 Calvin Tiggler	Clemson	Oct. 13, 1990
7.	13 Joe Bill Faith	Georgia	Nov. 30, 1968
	13 Joe Harris	Tennessee	Oct. 13, 1973
	13 Lucius Sanford	Auburn	Oct. 18, 1975
	13 Duane Wood	Alabama	Sept. 6, 1980
	13 John Porter	Virginia	Nov. 7, 1987
	13 Jerrelle Williams	Virginia	Sept. 16, 1989
	13 Jamal Cox	Arizona	Sept. 1, 1994
14.	12 20 times, most recent: Jemea Thomas	Virginia	Oct. 26, 2013

MOST TACKLES FOR LOSS

TFL	PLAYER	OPPONENT	DATE
1.	7.0 Pat Swilling	NC State	Sept. 14, 1985
2.	5.0 Beau Bruce	Michigan State	Sept. 23, 1972
	5.0 Marco Coleman	Maryland	Oct. 6, 1990
4.	4.5 Michael Johnson	Gardner-Webb	Oct. 11, 2008
5.	4.0 Stephen Bruce	Auburn	Oct. 20, 1973
	4.0 Reggie Wilkes	Navy	Nov. 13, 1976
	4.0 Marvin Dyett	Florida	Oct. 28, 1978
	4.0 David Allen	Air Force	Nov. 10, 1979
	4.0 Robert Jaracz	Duke	Nov. 1, 1980
	4.0 Marco Coleman	Penn State	Aug. 28, 1991
	4.0 Jimmy Clements	Maryland	Sept. 28, 1995
	4.0 Derrick Shepard	Maryland	Nov. 22, 1997
	4.0 Jesse Tarplin	Maryland	Nov. 22, 1997
	4.0 Felipe Claybrooks	Maryland	Oct. 31, 1998
	4.0 Felipe Claybrooks	UCF	Sept. 18, 1999
	4.0 Greg Gathers	Maryland	Sept. 30, 1999
	4.0 Recardo Wimbush	Navy	Sept. 16, 2000
	4.0 Felipe Claybrooks	Clemson	Oct. 28, 2000
	4.0 Greg Gathers	Clemson (OT)	Sept. 29, 2001
	4.0 Nicholas Rogers	Florida State	Dec. 1, 2001
	4.0 Gerris Wilkinson	BYU	Aug. 28, 2003
	4.0 Eric Henderson	Auburn	Sept. 6, 2003
	4.0 Keyaron Fox	Georgia	Nov. 29, 2003
	4.0 Joe Anoai	NC State	Nov. 6, 2004
	4.0 KaMichael Hall	Miami	Nov. 19, 2005
	4.0 Darrell Robertson	Army	Oct. 20, 2007
	4.0 Derrick Morgan	Gardner-Webb	Oct. 11, 2008
	4.0 Derrick Morgan	Clemson	Sept. 10, 2009
	4.0 Adam Gotsis	BYU	Oct. 12, 2013
	4.0 Jeremiah Attaochu	Georgia (OT)	Nov. 30, 2013

MOST SACKS

SKS	PLAYER	OPPONENT	DATE
1.	5.0 Marco Coleman	Maryland	Oct. 6, 1990
	5.0 Pat Swilling	NC State	Sept. 14, 1985
3.	4.0 Jeremiah Attaochu	Georgia (OT)	Nov. 30, 2013
4.	3.0 Marco Coleman	Georgia	Dec. 1, 1990
	3.0 Marco Coleman	Penn State	Aug. 28, 1991
	3.0 Richard Kimsey	NC State	Oct. 3, 1992
	3.0 Coleman Rudolph	Maryland	Oct. 10, 1992
	3.0 Tom Johnson	Maryland	Oct. 9, 1993
	3.0 Jimmy Clements	Maryland	Sept. 28, 1995
	3.0 Derrick Shepard	Maryland	Nov. 22, 1997
	3.0 Jesse Tarplin	NC State	Oct. 10, 1998
	3.0 Eric Henderson	Auburn	Sept. 6, 2003
	3.0 Philip Wheeler	Miami	Oct. 28, 2006
	3.0 Derrick Morgan	Clemson	Sept. 10, 2009
	3.0 Derrick Morgan	Wake Forest (OT)	Nov. 7, 2009
	3.0 Jeremiah Attaochu	North Carolina	Sept. 24, 2011
	3.0 Jeremiah Attaochu	Maryland	Nov. 3, 2012
18.	2.5 Five times, most recent: Derrick Morgan	Gardner-Webb	Oct. 11, 2008

FUMBLES**MOST FUMBLES FORCED**

FF	PLAYER	OPPONENT	DATE
1.	2 Maxie Baughan	Duke	Oct. 31, 1959
	2 Nick Rogers	Navy	Sept. 16, 2000
	2 Cory Collins	Navy	Sept. 8, 2001
	2 Tony Hargrove	NC State	Oct. 20, 2001
	2 James Butler	Wake Forest	Oct. 11, 2003
	2 Eric Henderson	Clemson	Oct. 29, 2005
	2 Michael Johnson	Wake Forest	Dec. 2, 2006
	2 Jerrard Tarrant	Duke	Nov. 20, 2010
	2 D.J. White	vs. Mississippi	Dec. 30, 2013

MOST FUMBLES RECOVERED

FR	PLAYER	OPPONENT	DATE
1.	2 Rausey Mason	SMU	Sept. 28, 1957
	2 Randy Rhino	Tennessee	Oct. 13, 1973
	2 Beau Bruce	Auburn	Oct. 20, 1973
	2 Gil Kyle	Notre Dame	Nov. 8, 1975
	2 Al Richardson	Tulane	Sept. 23, 1978
	2 Lynwood Volley	Air Force	Nov. 11, 1978
	2 Henry Johnson	Georgia	Dec. 2, 1978
	2 Anthony Harrison	Tennessee	Oct. 22, 1983
	2 Dante Jones	Tennessee	Oct. 27, 1984
	2 Cedric Stallworth	Virginia	Sept. 20, 1986
	2 Willis Crockett	VMI	Nov. 5, 1988
	2 Gary Brown	Clemson	Sept. 25, 1993
	2 Ronald Rogers	Maryland	Oct. 22, 1994
	2 Jermaine Miles	UCF	Oct. 26, 1996
	2 Daryl Smith	Navy	Sept. 16, 2000
	2 Joe Anoai	Tulsa	Jan. 4, 2004
	2 Quayshawn Nealy	Pittsburgh	Oct. 25, 2014

LONGEST FUMBLE RETURNS

YDS	PLAYER	OPPONENT	DATE
1.	90 (t) Kofi Smith	Wake Forest	Nov. 21, 1998
2.	60 (t) Jimmy Clements	Duke	Sept. 26, 1996
3.	54 (t) Matt Uremovich	Duke	Oct. 3, 1998
4.	43 (t) Quayshawn Nealy	NC State	Nov. 8, 2014
5.	42 (t) Roderrick Roberts	North Carolina	Sept. 26, 1998
6.	40 (t) Jerrard Tarrant	Mississippi State	Oct. 3, 2009
7.	38 (t) Gary Guyton	Virginia Tech	Sept. 30, 2006
	38 (t) P.J. Davis	Kentucky	Dec. 31, 2016
9.	34 (t) Delaunta Cameron	Virginia	Oct. 17, 1998

RUSHING


100-YARD RUSHING GAMES (BY YARDS)

YDS	PLAYER	OPPONENT	DATE
356	Eddie Lee Ivery	Air Force	Nov. 11, 1978
307	P.J. Daniels	Tulsa	Jan. 4, 2004
240	P.J. Daniels	North Carolina	Nov. 15, 2003
229	Jimmy Lincoln	Virginia	Sept. 19, 1991
217	Brent Cunningham	Clemson	Oct. 3, 1970
214	Roddy Jones	Georgia	Nov. 29, 2008
207	Jerry Mays	Georgia	Dec. 2, 1989
206	Jerry Mays	Western Carolina	Oct. 12, 1985
206	C.J. Williams	Wake Forest	Nov. 19, 1994
204	Tashard Choice	Miami	Oct. 13, 2007
203	Robert Lavette	Georgia	Nov. 27, 1982
199	Eddie Prokop	Tulsa	Jan. 1, 1944
198	Joe Burns	North Carolina	Nov. 1, 2001
197	Robert Lavette	Navy	Nov. 14, 1981
196	Tashard Choice	Notre Dame	Sept. 1, 2007
195	Anthony Allen	Virginia	Oct. 9, 2010
195	Justin Thomas	Duke	Oct. 29, 2016
190	Brent Cunningham	Duke	Nov. 1, 1969
189	Tony Hollings	BYU	Sept. 21, 2002
189	Jonathan Dwyer	Wake Forest (OT)	Nov. 7, 2009
188	Jerry Mays	NC State	Oct. 11, 1986
186	Jonathan Dwyer	Vanderbilt	Oct. 31, 2009
185	C.J. Williams	Duke	Oct. 7, 1995
184	Marcus Marshall	Alcorn State	Sept. 3, 2015
179	Joe Burns	Maryland	Oct. 31, 1998
176	Tevin Washington	Clemson	Oct. 29, 2011
175	P.J. Daniels	Wake Forest	Oct. 11, 2003
171	Rodney Lee	Duke	Oct. 29, 1977
171	Synjyn Days	vs. Mississippi State	Dec. 31, 2014
170	Tashard Choice	Duke	Nov. 10, 2007
169	Jerry Mays	North Carolina	Oct. 21, 1989
169	P.J. Daniels	Samford	Sept. 4, 2004
169	Tashard Choice	West Virginia	Jan. 1, 2007
169	Dedrick Mills	Kentucky	Dec. 31, 2016
168	Bobby North	Auburn	Oct. 15, 1949
168	Robert Lavette	North Carolina	Oct. 3, 1981
168	Cory Collier	Wake Forest	Nov. 12, 1983
166	Eddie Lee Ivery	Miami	Oct. 14, 1978
166	William Bell	Duke	Oct. 27, 1990
166	C.J. Williams	Maryland	Sept. 28, 1995
166	Anthony Allen	Georgia	Nov. 27, 2010
165	Anthony Allen	Duke	Nov. 20, 2010
165	Justin Thomas	at Virginia Tech	Sept. 20, 2014
164	Tashard Choice	NC State	Nov. 4, 2006
161	Robert Lavette	Virginia	Oct. 13, 1984
160	Eddie Lee Ivery	Georgia	Dec. 2, 1978
159	Jonathan Dwyer	Duke	Oct. 4, 2008
159	Marcus Marshall	Pittsburgh	Oct. 17, 2015
158	Robert Lavette	Georgia	Nov. 26, 1983
158	Robert Lavette	The Citadel	Sept. 22, 1984
158	Jonathan Dwyer	North Carolina	Sept. 26, 2009
157	Eddie Lee Ivery	South Carolina	Oct. 7, 1978
157	Jerry Mays	North Carolina	Oct. 22, 1988
157	Jonathan Dwyer	North Carolina	Nov. 8, 2008
157	Orwin Smith	Kansas	Sept. 17, 2011
157	Synjyn Days	at NC State	Nov. 8, 2014
156	Ronny Cone	Air Force	Nov. 10, 1979
154	Brent Cunningham	Duke	Oct. 31, 1970
154	C.J. Williams	Arizona	Sept. 7, 1995
153	Tony Hollings	Vanderbilt	Aug. 31, 2002
151	David Sims	VMI	Oct. 11, 1975
151	Jerry Mays	VMI	Nov. 5, 1988
151	C.J. Williams	Furman	Sept. 2, 1995
151	Joshua Nesbitt	Virginia Tech	Sept. 13, 2008
150	Sean Gregory	UCF	Sept. 18, 1999
149	Robert Lavette	Tennessee	Oct. 27, 1984
148	Robert Lavette	The Citadel	Sept. 18, 1982
148	Robert Lavette	Memphis	Sept. 25, 1982
147	C.J. Williams	NC State	Sept. 7, 1996
147	Tony Hollings	Clemson	Sept. 14, 2002
147	Synjyn Days	Virginia	Nov. 1, 2014
146	Tashard Choice	Georgia	Nov. 25, 2006
146	Eddie Lee Ivery	Florida	Oct. 28, 1978
145	Robert Lavette	Tulane	Oct. 9, 1982
145	Joe Burns	Wake Forest	Nov. 17, 2001
145	Tashard Choice	Clemson	Sept. 29, 2007
145	Jonathan Dwyer	Florida State	Nov. 1, 2008
144	Tony Hollings	Connecticut	Sept. 7, 2002
144	Jonathan Dwyer	Georgia	Nov. 29, 2008
143	C.J. Williams	NC State	Nov. 11, 1995

YDS	PLAYER	OPPONENT	DATE
143	Marcus Marshall	Virginia Tech	Nov. 12, 2016
142	Brent Cunningham	Navy	Nov. 7, 1970
142	Eddie Lee Ivery	South Carolina	Sept. 10, 1977
142	Tashard Choice	North Carolina	Nov. 17, 2007
141	Lenny Snow	Clemson	Oct. 1, 1966
141	Adrian Rucker	Virginia	Oct. 5, 1974
141	Robert Lavette	North Carolina	Oct. 1, 1983
141	Dorsey Levens	Wake Forest	Nov. 13, 1993
141	Jonathan Dwyer	Mississippi State	Sept. 20, 2008
140	Joshua Nesbitt	Florida State	Oct. 10, 2009
140	Zach Laskey	at Georgia	Nov. 29, 2014
139	Robert Lavette	Tennessee	Oct. 23, 1982
139	Robert Lavette	Wake Forest	Nov. 13, 1982
139	Jerry Mays	South Carolina	Sept. 23, 1989
138	Tashard Choice	Maryland	Oct. 7, 2006
138	Jonathan Dwyer	Samford	Sept. 8, 2007
138	Preston Lyons	Utah (OT)	Dec. 31, 2011
137	Rodney Lee	Tennessee	Oct. 8, 1977
137	Justin Thomas	Georgia Southern	Sept. 13, 2014
137	Orwin Smith	Virginia	Sept. 15, 2012
136	Lenny Snow	Texas Tech	Dec. 31, 1965
136	Robert Lavette	Virginia	Nov. 6, 1982
136	Jerry Mays	Maryland	Oct. 7, 1989
136	Ajenavi Eziemefie	North Carolina	Sept. 28, 2002
136	Tevin Washington	Duke	Nov. 19, 2011
135	Jerry Mays	Wake Forest	Nov. 18, 1989
135	Tashard Choice	Maryland	Oct. 6, 2007
134	David Sims	North Carolina	Oct. 12, 1974
134	Richard Hills	Indiana State	Oct. 10, 1987
134	Tashard Choice	Georgia	Nov. 24, 2007
133	Dorsey Levens	NC State	Oct. 23, 1993
133	Zach Laskey	Virginia	Oct. 26, 2013
133	Zach Laskey	Miami	Oct. 4, 2014
132	David Sims	Miami	Sept. 20, 1975
132	Dedrick Mills	North Carolina	Nov. 5, 2016
131	Lenny Snow	Virginia	Nov. 5, 1966
131	William Bell	Maryland	Oct. 9, 1993
131	Tevin Washington	Air Force	Dec. 27, 2010
130	Lenny Snow	Clemson	Oct. 2, 1965
130	Rob Healy	Georgia	Nov. 25, 1971
130	Dorsey Levens	Maryland	Oct. 9, 1993
130	Reggie Ball	Troy	Sept. 16, 2006

YDS	PLAYER	OPPONENT	DATE
130	Joshua Nesbitt	South Carolina State	Sept. 4, 2010
129	Leon Hardeman	SMU	Oct. 4, 1952
129	Sidney Ford	Navy	Sept. 8, 2001
128	Bill Teas	LSU	Oct. 9, 1954
128	Robert Lavette	Alabama	Sept. 15, 1984
128	William Bell	Georgia	Dec. 1, 1990
128	Jonathan Dwyer	Miami	Nov. 20, 2008
127	Eddie Lee Ivery	Auburn	Oct. 21, 1978
127	William Bell	Nebraska	Jan. 1, 1991
127	Anthony Allen	Clemson	Sept. 10, 2009
127	Marcus Marshall	Virginia	Nov. 19, 2016
126	David Sims	South Carolina	Sept. 14, 1974
126	Joe Burns	Clemson (OT)	Sept. 29, 2001
126	Robert Godhigh	Clemson	Nov. 14, 2013
125	Robert Lavette	NC State	Oct. 8, 1983
125	Jerry Mays	South Carolina	Oct. 15, 1988
125	Charles Wiley	Duke	Nov. 15, 1997
125	Jonathan Dwyer	Virginia	Oct. 24, 2009
125	Anthony Allen	Virginia Tech	Nov. 4, 2010
124	Bucky Shamburger	Duke	Nov. 1, 1975
124	Eddie Lee Ivery	Tulane	Oct. 22, 1977
123	Ray Mendheim	Auburn	Oct. 19, 1963
123	David Sims	Pittsburgh	Sept. 21, 1974
123	Eddie Lee Ivery	Virginia	Oct. 2, 1976
123	Jerry Mays	North Carolina	Oct. 5, 1985
123	William Bell	North Carolina	Oct. 20, 1990
123	Joe Burns	North Carolina	Sept. 30, 2000
122	David Sims	Notre Dame	Nov. 6, 1976
122	Gary Hardie	Tulane	Oct. 22, 1977
122	Ronny Cone	William & Mary	Sept. 29, 1979
122	Malcolm King	Michigan State	Dec. 31, 1985
122	Joe Burns	Duke	Oct. 6, 2001
122	Rashaun Grant	NC State	Nov. 6, 2004
122	Joshua Nesbitt	Virginia Tech	Oct. 17, 2010
122	Tevin Washington	Miami	Nov. 13, 2009
121	George Vokert	Georgia	Nov. 26, 1955
121	Justin Thomas	Mississippi State	Dec. 31, 2014
121	Matthew Jordan	Virginia Tech	Nov. 12, 2016
120	Michael Smith	Duke	Nov. 2, 1991
120	Joe Burns	Virginia	Nov. 9, 2000
120	Tevin Washington	Maryland	Oct. 8, 2011
119	Sean Gregory	Virginia	Nov. 6, 1999

THREE 100-YARD RUSHERS, SAME GAME



at Virginia (Oct. 26, 2013)

Zach Laskey	16	133	8.3	2
Robert Godhigh	5	111	22.2	1
David Sims	12	107	8.9	2

TWO 100-YARD RUSHERS, SAME GAME

PLAYERS (YARDS)	OPPONENT	DATE	
Leon Hardeman (129)	SMU	Oct. 4, 1952^	
Bill Teas (115)	Alabama	Nov. 15, 1952	
Bruce Southall (107)	Navy	Nov. 18, 1972	
David Sims (126)	South Carolina	Sept. 14, 1974	
Eddie Lee Ivery (124)	Tulane	Oct. 22, 1977	
Rodney Lee (171)	Duke	Oct. 29, 1977	
Eddie Lee Ivery (112)	Georgia	Nov. 26, 1977	
Robert Lavette (139)	Wake Forest	Nov. 13, 1982	
Cory Collier (168)	Wake Forest	Nov. 12, 1983	
Robert Lavette (109)	Malcolm King (104)	Georgia	Dec. 1, 1984
Jimmy Lincoln (114)	Dorsey Levens (112)	Furman	Sept. 11, 1993
William Bell (131)	Dorsey Levens (130)	Maryland	Oct. 9, 1993
Dorsey Levens (133)	William Bell (111)	NC State	Oct. 23, 1993
Dorsey Levens (106)	William Bell (104)	Baylor	Nov. 6, 1993
C.J. Williams (185)	Donnie Davis (103)	Duke	Oct. 7, 1995
Charlie Rogers (112)	C.J. Williams (103)	Duke	Sept. 26, 1996
Sean Gregory (105)	Joe Hamilton (100)	UCF	Sept. 18, 1999
P.J. Daniels (105)	Reggie Ball (103)	Vanderbilt	Sept. 27, 2003
Jonathan Dwyer (138)	Tashard Choice (110)	Samford	Sept. 8, 2007
Roddy Jones (214)	Jonathan Dwyer (144)	at Georgia	Nov. 29, 2008
Joshua Nesbitt (140)	Jonathan Dwyer (102)	Florida State	Oct. 10, 2009
Jonathan Dwyer (125)	Anthony Allen (103)	Virginia	Oct. 24, 2009
Jonathan Dwyer (110)	Joshua Nesbitt (103)	Clemson	Dec. 5, 2009^
Anthony Allen (115)	Joshua Nesbitt (104)	North Carolina	Sept. 18, 2010
Anthony Allen (195)	Joshua Nesbitt (109)	Virginia	Oct. 9, 2010
Orwin Smith (157)	Embry Peoples (110)	Kansas	Sept. 17, 2011
Zach Laskey (116)	Vad Lee (101)	Presbyterian	Sept. 8, 2012
Orwin Smith (117)	Tevin Washington (104)	Clemson	Oct. 6, 2012
Synjyn Days (171)	Justin Thomas (121)	Mississippi State	Dec. 31, 2014
Marcus Marshall (143)	Matthew Jordan (121)	Virginia Tech	Nov. 12, 2015



YDS	PLAYER	OPPONENT	DATE
185	C.J. Williams	Duke	Oct. 7, 1995
103	Donnie Davis	Duke	Oct. 7, 1995
108	C.J. Williams	North Carolina	Oct. 14, 1995
143	C.J. Williams	NC State	Nov. 11, 1995
147	C.J. Williams	NC State	Sept. 7, 1996
111	Charles Wiley	Wake Forest	Sept. 14, 1996
112	Charlie Rogers	Duke	Sept. 26, 1996
103	C.J. Williams	Duke	Sept. 26, 1996
125	Charles Wiley	Duke	Nov. 15, 1997
179	Joe Burns	Maryland	Oct. 31, 1998
150	Sean Gregory	UCF	Sept. 18, 1999
100	Joe Hamilton	UCF	Sept. 18, 1999
113	Sean Gregory	NC State	Oct. 30, 1999
119	Sean Gregory	Virginia	Nov. 6, 1999
101	Sean Gregory	Clemson	Nov. 13, 1999
100	Joe Burns	NC State (OT)	Sept. 21, 2000
123	Joe Burns	North Carolina	Sept. 30, 2000
111	Sidney Ford	Wake Forest	Oct. 14, 2000
120	Joe Burns	Virginia	Nov. 9, 2000
109	Joe Burns	Maryland	Nov. 18, 2000
113	Joe Burns	Syracuse	Aug. 26, 2001
129	Sidney Ford	Navy	Sept. 8, 2001
126	Joe Burns	Clemson (OT)	Sept. 29, 2001
122	Joe Burns	Duke	Oct. 6, 2001
114	Joe Burns	NC State	Oct. 20, 2001
198	Joe Burns	North Carolina	Nov. 1, 2001
145	Joe Burns	Wake Forest	Nov. 17, 2001
153	Tony Hollings	Vanderbilt	Aug. 31, 2002
144	Tony Hollings	Connecticut	Sept. 7, 2002
147	Tony Hollings	Clemson	Sept. 14, 2002
189	Tony Hollings	BYU	Sept. 21, 2002
136	Ajenavi Ezienefefe	North Carolina	Sept. 28, 2002
113	P.J. Daniels	Florida State	Sept. 13, 2003
105	P.J. Daniels	Vanderbilt (OT)	Sept. 27, 2003
103	Reggie Ball	Vanderbilt (OT)	Sept. 27, 2003
175	P.J. Daniels	Wake Forest	Oct. 11, 2003
108	P.J. Daniels	Duke	Nov. 8, 2003
240	P.J. Daniels	North Carolina	Nov. 15, 2003
307	P.J. Daniels	Tulsa	Jan. 4, 2004
169	P.J. Daniels	Samford	Sept. 4, 2004
103	P.J. Daniels	Clemson	Sept. 11, 2004
114	P.J. Daniels	Duke	Oct. 16, 2004
122	Rashaun Grant	NC State	Nov. 6, 2004
119	P.J. Daniels	Syracuse	Dec. 21, 2004
111	P.J. Daniels	Auburn	Sept. 3, 2005
103	P.J. Daniels	North Carolina	Sept. 10, 2005
114	P.J. Daniels	Connecticut	Sept. 17, 2005
107	Tashard Choice	Duke	Oct. 15, 2005
100	P.J. Daniels	Clemson	Oct. 29, 2005
109	P.J. Daniels	Wake Forest	Nov. 5, 2005
109	P.J. Daniels	Utah	Dec. 29, 2005
130	Reggie Ball	Troy	Sept. 16, 2006
105	Tashard Choice	Virginia Tech	Sept. 30, 2006
138	Tashard Choice	Maryland	Oct. 7, 2006
107	Tashard Choice	Miami	Oct. 28, 2006
164	Tashard Choice	NC State	Nov. 4, 2006
119	Tashard Choice	North Carolina	Nov. 11, 2006
118	Tashard Choice	Duke	Nov. 18, 2006
146	Tashard Choice	Georgia	Nov. 25, 2006
100	Tashard Choice	vs. Wake Forest	Dec. 2, 2006
169	Tashard Choice	vs. West Virginia	Jan. 1, 2007
196	Tashard Choice	Notre Dame	Sept. 1, 2007
138	Jonathan Dwyer	Samford	Sept. 8, 2007
110	Tashard Choice	Samford	Sept. 8, 2007
145	Tashard Choice	Clemson	Sept. 29, 2007
135	Tashard Choice	Maryland	Oct. 6, 2007
204	Tashard Choice	Miami	Oct. 13, 2007
119	Rashaun Grant	Army	Oct. 20, 2007
170	Tashard Choice	Duke	Nov. 10, 2007
142	Tashard Choice	North Carolina	Nov. 17, 2007
134	Tashard Choice	Georgia	Nov. 24, 2007
112	Jonathan Dwyer	Jacksonville State	Aug. 28, 2008
108	Jonathan Dwyer	Boston College	Sept. 6, 2008
151	Joshua Nesbitt	Virginia Tech	Sept. 13, 2008
141	Jonathan Dwyer	Mississippi State	Sept. 20, 2008
159	Jonathan Dwyer	Duke	Oct. 4, 2008
109	Jonathan Dwyer	Clemson	Oct. 18, 2008
145	Jonathan Dwyer	Florida State	Nov. 1, 2008
157	Jonathan Dwyer	North Carolina	Nov. 8, 2008
128	Jonathan Dwyer	Miami	Nov. 20, 2008
214	Roddy Jones	Georgia	Nov. 29, 2008
144	Jonathan Dwyer	Georgia	Nov. 29, 2008
127	Anthony Allen	Clemson	Sept. 10, 2009
158	Jonathan Dwyer	North Carolina	Sept. 26, 2009

PLAYERS WITH 100 YARDS RUSHING & PASSING, SAME GAME

PLAYER	RUSH / PASS	OPPONENT	DATE
Donnie Davis	103 / 206	at Duke	Oct. 7, 1995
Joe Hamilton	100 / 161	Central Florida	Sept. 18, 1999
Reggie Ball	103 / 108	at Vanderbilt (OT)	Sept. 27, 2003
Reggie Ball	130 / 164	Troy	Sept. 16, 2006
Joshua Nesbitt	151 / 109	Virginia Tech	Sept. 13, 2008
Joshua Nesbitt	103 / 136	vs. Clemson	Dec. 5, 2009
Joshua Nesbitt	140 / 131	Florida State	Oct. 10, 2009
Tevin Washington	122 / 101	Miami	Nov. 13, 2010
Tevin Washington	120 / 114	Maryland	Oct. 8, 2011
Tevin Washington	136 / 185	at Duke	Nov. 19, 2011
Tevin Washington	104 / 144	Clemson	Oct. 6, 2012
Vad Lee	112 / 169	at North Carolina	Nov. 10, 2012
Justin Thomas	137 / 188	Georgia Southern	Sept. 13, 2014
Justin Thomas	165 / 125	at Virginia Tech	Sept. 20, 2014
Justin Thomas	104 / 134	vs. Florida State	Dec. 6, 2014
Justin Thomas	121 / 125	vs. Mississippi State	Dec. 31, 2014
Justin Thomas	195 / 264	Duke	Oct. 29, 2016

YDS	PLAYER	OPPONENT	DATE
140	Joshua Nesbitt	Florida State	Oct. 10, 2009
102	Jonathan Dwyer	Florida State	Oct. 10, 2009
122	Joshua Nesbitt	Virginia Tech	Oct. 17, 2009
125	Jonathan Dwyer	Virginia	Oct. 24, 2009
103	Anthony Allen	Virginia	Oct. 24, 2009
186	Jonathan Dwyer	Vanderbilt	Oct. 31, 2009
189	Jonathan Dwyer	Wake Forest (OT)	Nov. 7, 2009
110	Jonathan Dwyer	Duke	Nov. 14, 2009
103	Joshua Nesbitt	Clemson	Dec. 5, 2009
110	Jonathan Dwyer	Clemson	Dec. 5, 2009
130	Joshua Nesbitt	South Carolina State	Sept. 4, 2010
115	Anthony Allen	North Carolina	Sept. 18, 2010
104	Joshua Nesbitt	North Carolina	Sept. 18, 2010
195	Anthony Allen	Virginia	Oct. 9, 2010
109	Joshua Nesbitt	Virginia	Oct. 9, 2010
106	Joshua Nesbitt	Middle Tennessee	Oct. 16, 2010
125	Anthony Allen	Virginia Tech	Nov. 4, 2010
122	Tevin Washington	Miami	Nov. 13, 2010
165	Anthony Allen	Duke	Nov. 20, 2010
166	Anthony Allen	Georgia	Nov. 27, 2010
131	Tevin Washington	vs. Air Force	Dec. 27, 2010
157	Orwin Smith	Kansas	Sept. 17, 2011
110	Embry Peoples	Kansas	Sept. 17, 2011
120	Tevin Washington	Maryland	Oct. 8, 2011
115	Tevin Washington	Virginia	Oct. 15, 2011
176	Tevin Washington	Clemson	Oct. 29, 2011
136	Tevin Washington	Duke	Nov. 19, 2011
138	Preston Lyons	Utah (OT)	Dec. 31, 2011
116	Zach Laskey	Presbyterian	Sept. 8, 2012
101	Vad Lee	Presbyterian	Sept. 8, 2012
137	Orwin Smith	Virginia	Sept. 15, 2012
117	Orwin Smith	Clemson	Oct. 6, 2012
104	Tevin Washington	Clemson	Oct. 6, 2012
101	Zach Laskey	Boston College	Oct. 20, 2012
112	Vad Lee	at North Carolina	Nov. 10, 2012
100	Robert Godhigh	North Carolina	Sept. 21, 2013
133	Zach Laskey	Virginia	Oct. 26, 2013
111	Robert Godhigh	Virginia	Oct. 26, 2013
107	David Sims	Virginia	Oct. 26, 2013
126	Robert Godhigh	Clemson	Nov. 14, 2013
111	David Sims	Alabama A&M	Nov. 23, 2013
100	David Sims	Georgia (OT)	Nov. 30, 2013
137	Justin Thomas	Georgia Southern	Sept. 13, 2014
165	Justin Thomas	at Virginia Tech	Sept. 20, 2014
133	Zach Laskey	Miami	Oct. 4, 2014
119	Justin Thomas	Duke	Oct. 11, 2014
110	Synjyn Days	at Pitt	Oct. 25, 2014
147	Synjyn Days	Virginia	Nov. 1, 2014
157	Synjyn Days	at NC State	Nov. 8, 2014
140	Zach Laskey	at Georgia	Nov. 29, 2014
104	Justin Thomas	vs. Florida State	Dec. 6, 2014
171	Synjyn Days	vs. Mississippi State	Dec. 31, 2014
121	Justin Thomas	vs. Mississippi State	Dec. 31, 2014
184	Marcus Marshall	Alcorn State	Sept. 3, 2015
159	Marcus Marshall	Pittsburgh	Oct. 17, 2015
195	Justin Thomas	Duke	Oct. 29, 2016
132	Dedrick Mills	North Carolina	Nov. 5, 2016
143	Marcus Marshall	Virginia Tech	Nov. 12, 2016
121	Matthew Jordan	Virginia Tech	Nov. 12, 2016
127	Marcus Marshall	Virginia Tech	Nov. 19, 2016
169	Dedrick Mills	Kentucky	Dec. 31, 2016

PASSING

300-YARD PASSING GAMES (BY YARDS)

YDS	PLAYER	OPPONENT	DATE
486	George Godsey	Virginia	Nov. 10, 2001
454	George Godsey	Clemson	Oct. 28, 2000
416	Darrell Gast	Duke	Oct. 31, 1987
387	Joe Hamilton	Florida State	Sept. 11, 1999
387	Joe Hamilton	Maryland	Sept. 30, 1999
371	Eddie McAshan	Rice	Sept. 30, 1972
361	Mike Kelley	Navy	Nov. 17, 1979
354	George Godsey	Maryland	Nov. 18, 2000
341	Joe Hamilton	Georgia (OT)	Nov. 27, 1999
337	Joe Hamilton	Virginia	Nov. 8, 1997
333	Mike Kelley	Georgia	Nov. 29, 1980
333	George Godsey	Wake Forest	Oct. 14, 2000
326	Taylor Bennett	West Virginia	Jan. 1, 2007
324	Joe Hamilton	Duke	Oct. 16, 1999
323	George Godsey	Virginia	Nov. 9, 2000
322	Joe Hamilton	Clemson	Nov. 13, 1999
320	George Godsey	Maryland (OT)	Oct. 11, 2001
320	Reggie Ball	North Carolina	Sept. 10, 2005
319	Kim King	Virginia	Nov. 13, 1965
317	Rick Strom	The Citadel	Sept. 12, 1987
313	Tommy Luginbill	North Carolina	Oct. 8, 1994
310	Tommy Luginbill	Virginia	Oct. 15, 1994
309	Taylor Bennett	Maryland	Oct. 6, 2007
305	Shawn Jones	Georgia	Nov. 28, 1992
303	Joe Hamilton	North Carolina	Sept. 26, 1998

300-YARD PASSING GAMES (BY DATE)

YDS	PLAYER	OPPONENT	DATE
319	Kim King	Virginia	Nov. 13, 1965
371	Eddie McAshan	Rice	Sept. 30, 1972
361	Mike Kelley	Navy	Nov. 17, 1979
333	Mike Kelley	Georgia	Nov. 29, 1980
317	Rick Strom	The Citadel	Sept. 12, 1987
416	Darrell Gast	Duke	Oct. 31, 1987
305	Shawn Jones	Georgia	Nov. 28, 1992
313	Tommy Luginbill	North Carolina	Oct. 8, 1994
310	Tommy Luginbill	Virginia	Oct. 15, 1994
337	Joe Hamilton	Virginia	Nov. 8, 1997
303	Joe Hamilton	North Carolina	Sept. 26, 1998
387	Joe Hamilton	Florida State	Sept. 11, 1999
387	Joe Hamilton	Maryland	Sept. 30, 1999
324	Joe Hamilton	Duke	Oct. 16, 1999
322	Joe Hamilton	Clemson	Nov. 13, 1999
341	Joe Hamilton	Georgia (OT)	Nov. 27, 1999
333	George Godsey	Wake Forest	Oct. 14, 2000
454	George Godsey	Clemson	Oct. 28, 2000
323	George Godsey	Virginia	Nov. 9, 2000
354	George Godsey	Maryland	Nov. 18, 2000
320	George Godsey	Maryland (OT)	Oct. 11, 2001
486	George Godsey	Virginia	Nov. 10, 2001
320	Reggie Ball	North Carolina	Sept. 10, 2005
326	Taylor Bennett	West Virginia	Jan. 1, 2007
309	Taylor Bennett	Maryland	Oct. 6, 2007

RECEIVING

100-YARD RECEIVING GAMES (BY YARDS)

YDS	PLAYER	OPPONENT	DATE
243	Dez White	Virginia	Oct. 17, 1998
230	Demaryius Thomas	Duke	Oct. 4, 2008
223	Derrick Steagall	Virginia	Nov. 8, 1997
215	Dez White	Maryland	Sept. 30, 1999
209	Kelly Campbell	Clemson	Oct. 28, 2000
203	Kelly Campbell	North Carolina (OT)	Oct. 9, 1999
203	Kris Kentera	Navy	Nov. 17, 1979
202	Buck Martin	Auburn	Oct. 20, 1951
198	John Sias	Navy	Nov. 9, 1968
194	Jonathan Smith	Wake Forest	Oct. 11, 2003
193	Greg Lester	Duke	Oct. 31, 1987
193	Kelly Campbell	Syracuse	Aug. 26, 2001
190	Kelly Campbell	Duke	Oct. 16, 1999
186	Calvin Johnson	West Virginia	Jan. 1, 2007
181	Stephen Hill	Western Carolina	Sept. 1, 2011
176	Jason McGill	Maryland	Oct. 10, 1992
174	Demaryius Thomas	Mississippi State	Oct. 3, 2009
172	Will Glover	Virginia	Nov. 10, 2001
171	Craig Baynham	Virginia	Nov. 13, 1965
171	Dez White	North Carolina	Sept. 26, 1998
170	Jonathan Smith	Clemson	Sept. 20, 2003
168	Calvin Johnson	NC State	Nov. 4, 2006
165	Calvin Johnson	Virginia	Sept. 21, 2006
165	Dez White	Georgia (OT)	Nov. 27, 1999
164	Drew Hill	Notre Dame	Nov. 18, 1978
161	Kerry Watkins	Virginia	Nov. 10, 2001
155	Greg Smith	North Carolina	Nov. 17, 2007
155	Jonathan Smith	NC State	Oct. 4, 2003
155	Will Glover	Wake Forest	Nov. 17, 2001
154	Drew Hill	Duke	Sept. 9, 1978
151	Stephen Hill	North Carolina	Sept. 24, 2011
148	John Sias	Tennessee	Oct. 14, 1967
147	Kerry Watkins	Maryland	Nov. 18, 2000
147	Kelly Campbell	Wake Forest	Oct. 14, 2000
146	Jimmy Robinson	Rice	Sept. 30, 1972
144	John Sias	TCU	Sept. 30, 1967
143	John Sias	Duke	Nov. 2, 1968
142	Charlie Rogers	UCF	Oct. 26, 1996
141	Kelly Campbell	Florida State	Sept. 11, 1999
140	Harvey Middleton	Georgia	Nov. 29, 1997
139	Kerry Watkins	Clemson	Sept. 14, 2002
139	Demaryius Thomas	Maryland	Oct. 6, 2007
138	Jimmy Robinson	Michigan State	Sept. 23, 1972
136	James Johnson	Virginia Tech	Nov. 1, 2007
135	Kelly Campbell	Clemson	Nov. 13, 1999
133	Calvin Johnson	Maryland	Oct. 7, 2006
133	Demaryius Thomas	Miami	Sept. 17, 2009
132	Steve Harkey	South Carolina	Sept. 12, 1970
132	DeAndre Smelter	Wofford	Aug. 30, 2014
131	Damarius Bilbo	North Carolina	Sept. 10, 2005
131	Calvin Johnson	Connecticut	Nov. 13, 2004
131	Mark Fields	Rice	Sept. 30, 1972
130	Calvin Johnson	NC State	Oct. 6, 2005
129	Harvey Middleton	Duke	Sept. 26, 1996
129	Dez White/Notre	Dame	Jan. 1, 1999
127	Kelly Campbell	Duke	Oct. 21, 2000
127	Kerry Watkins	Maryland	Oct. 17, 2002
127	Calvin Johnson	Clemson	Sept. 11, 2004
127	Demaryius Thomas	Georgia	Nov. 28, 2009
126	Gary Williams	Georgia	Nov. 27, 1965
126	Harvey Middleton	Duke	Oct. 7, 1995
126	Stephen Hill	Middle Tennessee	Sept. 10, 2011
125	Derrick Steagall	Duke	Nov. 15, 1997
123	Calvin Johnson	Virginia Tech	Sept. 24, 2005
122	Marlon Heggs	Tulane	Oct. 25, 1980
122	Gary Lee	Georgia	Nov. 29, 1986
121	Leon Chadwick	Notre Dame	Oct. 6, 1979
121	Jonathan Smith	BYU	Aug. 28, 2003
120	Jimmy Robinson	Tulane	Oct. 27, 1973
119	Bobby Rodriguez	Georgia	Dec. 1, 1990
117	Calvin Johnson	Wake Forest	Dec. 2, 2006
117	Embry Peoples	Vanderbilt	Oct. 31, 2009
116	Charlie Simmons	Duke	Oct. 30, 1993
115	Billy Williamson	Georgia	Dec. 2, 1961
115	Calvin Johnson	Virginia Tech	Sept. 30, 2006
114	Dez White	Florida State	Sept. 11, 1999
114	Calvin Johnson	North Carolina	Sept. 10, 2005
114	Darren Waller	vs. Mississippi State	Dec. 31, 2014
113	Jimmy Robinson	South Carolina	Sept. 15, 1973
113	Mike Sheridan	Maryland	Nov. 11, 1996

PLAYERS WITH RUSHING & RECEIVING TOUCHDOWNS, SAME GAME

PLAYER	OPPONENT	DATE
Stanley Flowers	Georgia	Dec. 1, 1956
Taz Anderson	Tennessee	Oct. 10, 1959
Chuck Graning	Kentucky	Sept. 17, 1960
Billy Williamson	Georgia	Dec. 2, 1961
Brent Cunningham	Miami	Sept. 26, 1970
Brent Cunningham	Duke	Oct. 31, 1970
Thomas Lang	Tulane	Oct. 23, 1971
Steven Raible	Florida State	Oct. 4, 1975
Drew Hill	Auburn	Oct. 15, 1977
Robert Lavette	Georgia	Nov. 26, 1983
Jerry Mays	Auburn	Oct. 19, 1985
Cory Collier	Wake Forest	Nov. 16, 1985
Malcolm King	The Citadel	Sept. 12, 1987
Howard Edwards	VMI	Nov. 5, 1988
Jerry Mays	NC State	Sept. 9, 1989
Jerry Mays	Clemson	Oct. 14, 1989
Jerry Mays	Wake Forest	Nov. 18, 1989
Jerry Mays	Georgia	Dec. 2, 1989
William Bell	Chattanooga	Sept. 22, 1990
Jerry Gilchrist	Virginia	Nov. 3, 1990
Bobby Rodriguez	Wake Forest	Nov. 17, 1990
William Bell	Nebraska	Jan. 1, 1991
Dorsey Levens	Baylor	Nov. 6, 1993
C.J. Williams	NC State	Nov. 11, 1995
C.J. Williams	NC State	Sept. 7, 1996
Charlie Rogers	UCF	Oct. 26, 1996
Kelly Campbell	NC State	Oct. 30, 1999
Joe Burns	North Carolina	Sept. 30, 2000
Kelly Campbell	Duke	Oct. 21, 2000
Kelly Campbell	Virginia	Nov. 9, 2000
Kelly Campbell	Stanford	Dec. 27, 2001
P.J. Daniels	Samford	Sept. 4, 2004
Calvin Johnson	Syracuse	Dec. 21, 2004
Roddy Jones	Kansas	Sept. 17, 2011
Orwin Smith	Kansas	Sept. 17, 2011
Robert Godhigh	at North Carolina	Nov. 10, 2012
David Sims	Elon	Aug. 31, 2013
DeAndre Smelter	at North Carolina	Oct. 18, 2014
Qua Searcy	Tulane	Sept. 12, 2015
Patrick Skov	at Notre Dame	Sept. 19, 2015
Clinton Lynch	at Virginia	Oct. 31, 2015

TWO 100-YARD RECEIVERS, SAME GAME

PLAYERS, YARDS	OPPONENT	DATE	
Jimmy Robinson, 146	Mark Fields, 131	Rice	Sept. 30, 1972
Derrick Steagall, 125	Harvey Middleton, 106	Duke	Nov. 15, 1997
Kelly Campbell, 141	Dez White, 114	Florida State	Sept. 11, 1999
Will Glover, 172	Kerry Watkins, 161	Virginia	Nov. 10, 2001
Calvin Johnson, 127	Levon Thomas, 100	Clemson	Sept. 11, 2004
Damarius Bilbo, 131	Calvin Johnson, 114	North Carolina	Sept. 10, 2005

PLAYERS WITH 100 YARDS RUSHING & RECEIVING, SAME GAME

PLAYER	RUSH / REC	OPPONENT	DATE
Orwin Smith	157 / 108	Kansas	Sept. 17, 2011
Robert Godhigh	126 / 103	at Clemson	Nov. 14, 2013

PLAYERS TO THROW AND CATCH TOUCHDOWN IN SAME GAME



Only four Georgia Tech players have thrown and caught a touchdown in the same game. Taylor Bennett (pictured) was the last Tech player to accomplish the feat against North Carolina in 2007.

PLAYER	OPPONENT	DATE
Joe Delany	Tulane	Oct. 27, 1956
Joe Hamilton	Notre Dame	Jan. 1, 1999
Jonathan Smith	North Carolina	Nov. 15, 2003
Taylor Bennett	North Carolina	Nov. 17, 2007



YDS	PLAYER	OPPONENT	DATE
112	Billy Martin	Florida State	Nov. 9, 1963
112	Ken Whisenhunt	Duke	Nov. 3, 1984
112	Keenan Walker	NC State	Oct. 3, 1992
112	Bobby Rodriguez	Wake Forest	Nov. 14, 1992
112	Derrick Steagall	West Virginia	Dec. 29, 1997
111	Kris Kentera	Auburn	Oct. 20, 1979
111	Harvey Middleton	NC State	Oct. 11, 1997
111	Calvin Johnson	Notre Dame	Sept. 2, 2006
110	Dez White	Duke	Oct. 3, 1998
109	Harvey Middleton	Maryland	Nov. 22, 1997
108	Jonathan Smith	The Citadel	Sept. 1, 2001
108	Kelly Campbell	Maryland (OT)	Oct. 11, 2001
108	Jonathan Smith	Georgia	Nov. 29, 2003
108	Calvin Johnson	Virginia	Nov. 20, 2004
108	Orwin Smith	Kansas	Sept. 17, 2011
107	Greg Lester	Auburn	Oct. 17, 1987
107	Greg Lester	Boston College	Sept. 14, 1991
107	Harvey Middleton	Navy	Nov. 23, 1996
107	Harvey Middleton	Wake Forest	Sept. 20, 1997
107	DeAndre Smelter	Virginia	Nov. 1, 2014
106	Harvey Middleton	Clemson	Oct. 19, 1996
106	Harvey Middleton	Duke	Nov. 15, 1997
106	Kelly Campbell	Stanford	Dec. 27, 2001
106	DeAndre Smelter	Georgia Southern	Sept. 13, 2014
105	Marlon Heggs	Georgia	Nov. 29, 1980
105	Derrick Steagall	Wake Forest	Nov. 13, 1993
105	Harvey Middleton	Clemson	Sept. 27, 1997
105	Nate Curry	Syracuse	Dec. 21, 2004
104	Jonathan Smith	Duke	Nov. 8, 2003
103	Bill Sennett	Tulane	Sept. 18, 1954
103	John Sias	Auburn	Oct. 19, 1968
103	Damarius Bilbo	Utah	Dec. 29, 2005
103	Robert Godhigh	Clemson	Nov. 14, 2013
103	Ricky Jeune	Virginia	Oct. 31, 2015
102	John Hicks	VMI	Nov. 10, 1951
102	Billy Williamson	Penn State	Dec. 30, 1961
102	Derrick Steagall	Furman	Sept. 11, 1993
102	Kerry Watkins	Wake Forest	Oct. 5, 2002
101	John Sias	Miami	Sept. 28, 1968
101	Demaryius Thomas	Jacksonville State	Sept. 5, 2009
101	DeAndre Smelter	at Virginia Tech	Sept. 20, 2014
100	John Sias	Tulane	Oct. 26, 1968
100	Dez White	Miami	Jan. 1, 2000
100	Levon Thomas	Clemson	Sept. 11, 2004

100-YARD RECEIVING GAMES (BY DATE)

YDS	PLAYER	OPPONENT	DATE
202	Buck Martin	Auburn	Oct. 20, 1951
102	John Hicks	VMI	Nov. 10, 1951
103	Bill Sennett	Tulane	Sept. 18, 1954
115	Billy Williamson	Georgia	Dec. 2, 1961
102	Billy Williamson	Penn State	Dec. 30, 1961
112	Billy Martin	Florida State	Nov. 9, 1963
171	Craig Baynham	Virginia	Nov. 13, 1965
126	Gary Williams	Georgia	Nov. 27, 1965
144	John Sias	TCU	Sept. 30, 1967
148	John Sias	Tennessee	Oct. 14, 1967
101	John Sias	Miami	Sept. 28, 1968
103	John Sias	Auburn	Oct. 19, 1968
100	John Sias	Tulane	Oct. 26, 1968
143	John Sias	Duke	Nov. 2, 1968
198	John Sias	Navy	Nov. 9, 1968
132	Steve Harkey	South Carolina	Sept. 12, 1970
138	Jimmy Robinson	Michigan State	Sept. 23, 1972
146	Jimmy Robinson	Rice	Sept. 30, 1972
131	Mark Fields	Rice	Sept. 30, 1972
113	Jimmy Robinson	South Carolina	Sept. 15, 1973
111	Kris Kentera	Auburn	Oct. 20, 1979
120	Jimmy Robinson	Tulane	Oct. 27, 1973
154	Drew Hill	Duke	Sept. 9, 1978
164	Drew Hill	Notre Dame	Nov. 18, 1978
121	Leon Chadwick	Notre Dame	Oct. 6, 1979
203	Kris Kentera	Navy	Nov. 17, 1979
122	Marlon Heggs	Tulane	Oct. 25, 1980
105	Marlon Heggs	Georgia	Nov. 29, 1980
112	Ken Whisenhunt	Duke	Nov. 3, 1984
122	Gary Lee	Georgia	Nov. 29, 1986
107	Greg Lester	Auburn	Oct. 17, 1987
193	Greg Lester	Duke	Oct. 31, 1987
119	Bobby Rodriguez	Georgia	Dec. 1, 1990
107	Greg Lester	Boston College	Sept. 14, 1991
112	Keenan Walker	NC State	Oct. 3, 1992
176	Jason McGill	Maryland	Oct. 10, 1992

YDS	PLAYER	OPPONENT	DATE
112	Bobby Rodriguez	Wake Forest	Nov. 14, 1992
102	Derrick Steagall	Furman	Sept. 11, 1993
116	Charlie Simmons	Duke	Oct. 30, 1993
105	Derrick Steagall	Wake Forest	Nov. 13, 1993
126	Harvey Middleton	Duke	Oct. 7, 1995
129	Harvey Middleton	Duke	Sept. 26, 1996
106	Harvey Middleton	Clemson	Oct. 19, 1996
142	Charlie Rogers	UCF	Oct. 26, 1996
113	Mike Sheridan	Maryland	Nov. 11, 1996
107	Harvey Middleton	Navy	Nov. 23, 1996
107	Harvey Middleton	Wake Forest	Sept. 20, 1997
105	Harvey Middleton	Clemson	Sept. 27, 1997
111	Harvey Middleton	NC State	Oct. 11, 1997
223	Derrick Steagall	Virginia	Nov. 8, 1997
125	Derrick Steagall	Duke	Nov. 15, 1997
106	Harvey Middleton	Duke	Nov. 15, 1997
109	Harvey Middleton	Maryland	Nov. 22, 1997
140	Harvey Middleton	Georgia	Nov. 29, 1997
112	Derrick Steagall	West Virginia	Dec. 29, 1997
171	Dez White	North Carolina	Sept. 26, 1998
110	Dez White	Duke	Oct. 3, 1998
243	Dez White	Virginia	Oct. 17, 1998
129	Dez White	Notre Dame	Jan. 1, 1999
141	Kelly Campbell	Florida State	Sept. 11, 1999
114	Dez White	Florida State	Sept. 11, 1999
215	Dez White	Maryland	Sept. 30, 1999
203	Kelly Campbell	North Carolina (OT)	Oct. 9, 1999
190	Kelly Campbell	Duke	Oct. 16, 1999
135	Kelly Campbell	Clemson	Nov. 13, 1999
165	Dez White	Georgia (OT)	Nov. 27, 1999
100	Dez White	Miami	Jan. 1, 2000
147	Kelly Campbell	Wake Forest	Oct. 14, 2000
127	Kelly Campbell	Duke	Oct. 21, 2000
209	Kelly Campbell	Clemson	Oct. 28, 2000
147	Kerry Watkins	Maryland	Nov. 18, 2000
193	Kelly Campbell	Syracuse	Aug. 26, 2001
108	Jonathan Smith	The Citadel	Sept. 1, 2001
108	Kelly Campbell	Maryland (OT)	Oct. 11, 2001
172	Will Glover	Virginia	Nov. 10, 2001
161	Kerry Watkins	Virginia	Nov. 10, 2001
155	Will Glover	Wake Forest	Nov. 17, 2001
106	Kelly Campbell	Stanford	Dec. 27, 2001
139	Kerry Watkins	Clemson	Sept. 14, 2002
102	Kerry Watkins	Wake Forest	Oct. 5, 2002
127	Kerry Watkins	Maryland	Oct. 17, 2002
121	Jonathan Smith	BYU	Aug. 28, 2003
170	Jonathan Smith	Clemson	Sept. 20, 2003
155	Jonathan Smith	NC State	Oct. 4, 2003
194	Jonathan Smith	Wake Forest	Oct. 11, 2003
104	Jonathan Smith	Duke	Nov. 8, 2003
108	Jonathan Smith	Georgia	Nov. 29, 2003
127	Calvin Johnson	Clemson	Dec. 11, 2004
100	Levon Thomas	Clemson	Sept. 11, 2004
131	Calvin Johnson	Connecticut	Nov. 13, 2004
108	Calvin Johnson	Virginia	Nov. 20, 2004
105	Nate Curry	Syracuse	Dec. 21, 2004
131	Damarius Bilbo	North Carolina	Sept. 10, 2005
114	Calvin Johnson	North Carolina	Sept. 10, 2005
123	Calvin Johnson	Virginia Tech	Sept. 24, 2005
130	Calvin Johnson	NC State	Oct. 6, 2005
103	Damarius Bilbo	Utah	Dec. 29, 2005
111	Calvin Johnson	Notre Dame	Sept. 2, 2006
165	Calvin Johnson	Virginia	Sept. 21, 2006
115	Calvin Johnson	Virginia Tech	Sept. 30, 2006
133	Calvin Johnson	Maryland	Oct. 7, 2006
168	Calvin Johnson	NC State	Nov. 4, 2006
117	Calvin Johnson	Wake Forest	Dec. 2, 2006
186	Calvin Johnson	West Virginia	Jan. 1, 2007
139	Demaryius Thomas	Maryland	Oct. 6, 2007
136	James Johnson	Virginia Tech	Nov. 1, 2007
155	Greg Smith	North Carolina	Nov. 17, 2007
230	Demaryius Thomas	Duke	Oct. 4, 2008
101	Demaryius Thomas	Jacksonville State	Sept. 5, 2009
133	Demaryius Thomas	Miami	Sept. 17, 2009
174	Demaryius Thomas	Mississippi State	Oct. 3, 2009
117	Embry Peoples	Vanderbilt	Oct. 31, 2009
127	Demaryius Thomas	Georgia	Nov. 28, 2009
181	Stephen Hill	Western Carolina	Sept. 1, 2011
126	Stephen Hill	Middle Tennessee	Sept. 10, 2011
108	Orwin Smith	Kansas	Sept. 17, 2011
151	Stephen Hill	North Carolina	Sept. 24, 2011
103	Robert Godhigh	Clemson	Nov. 14, 2013
132	DeAndre Smelter	Wofford	Aug. 30, 2014
106	DeAndre Smelter	Georgia Southern	Sept. 13, 2014

YDS	PLAYER	OPPONENT	DATE
101	DeAndre Smelter	at Virginia Tech	Sept. 20, 2014
107	DeAndre Smelter	Virginia	Nov. 1, 2014
114	Darren Waller	vs. Mississippi State	Dec. 31, 2014
103	Ricky Jeune	Virginia	Oct. 31, 2015

GAMES**MOST GAMES PLAYED****SEASON**

14 – 2006 (9-5), 2009 (11-3), 2012 (7-7), 2014 (11-3)

MOST GAMES WON (OVERALL)**SEASON**

12 – 1952 (12-0)

MOST GAMES WON (ACC)**SEASON**

7 – 1998 (7-1), 2006 (7-1), 2009 (7-1)

MOST GAMES LOST (OVERALL)**SEASON**

10 – 1981 (1-10), 1994 (1-10)

MOST GAMES LOST (ACC)**SEASON**

8 – 1994 (0-8)

SCORING**MOST POINTS SCORED****GAME**

70 – vs. Navy (Sept. 8, 2001), vs. Elon (Aug. 31, 2013)

ACC

68 – at North Carolina (Nov. 10, 2012)

HISTORIC

222 – vs. Cumberland (Oct. 7, 1916)

HALF

52 (1st) – vs. Alabama A&M (Nov. 23, 2013)

ACC

40 (2nd) – at North Carolina (Nov. 10, 2012)

HISTORIC

126 (1st) – vs. Cumberland (Oct. 7, 1916)

QUARTER

34 (1st) – vs. Alcorn State (Sept. 3, 2015)

ACC

30 (3rd) – at North Carolina (Nov. 10, 2012)

HISTORIC

63 (1st) – vs. Cumberland (Oct. 7, 1916)

63 (2nd) – vs. Cumberland (Oct. 7, 1916)

SEASON

530 – 2014

HISTORIC

491 – 1917

LARGEST MARGIN OF VICTORY**GAME**

70 [70-0] – vs. Elon (Aug. 31, 2013)

ACC

56 [56-0] – vs. Syracuse (Oct. 19, 2013)

HISTORIC

222 [222-0] – vs. Cumberland (Oct. 7, 1916)

LARGEST HALFTIME LEAD**GAME**

52 [52-0] – vs. Alabama A&M (Nov. 23, 2013)

ACC

38 [38-0] – vs. Duke (Sept. 26, 1996)

HISTORIC

126 [126-0] – vs. Cumberland (Oct. 7, 1916)

LARGEST MARGIN OF DEFEAT**GAME**

55 [14-69] – vs. Notre Dame (Nov. 5, 1977)

ACC

51 [0-51] – vs. Florida State (Oct. 2, 1993)

MOST POINTS PER GAME**SEASON**

40.7 – 1999

HISTORIC

66.0 – 1918

MOST POINTS ALLOWED**GAME**

69 – vs. Notre Dame (Nov. 5, 1977)

ACC

55 – vs. Virginia (Sept. 19, 1992)

HISTORIC

94 – vs. Auburn (Nov. 17, 1894)

SEASON

396 – 2012

FEWEST POINTS ALLOWED**GAME**

0 – many times, most recently:

vs. Syracuse (2013)

ACC

0 – seven times, most recently:

vs. Syracuse (2013)

SEASON

33 – 1956

HISTORIC

5 – 1901

FEWEST POINTS ALLOWED PER GAME**SEASON**

3.3 – 1956

HISTORIC

1.0 – 1901

MOST TOUCHDOWNS**GAME**

10 – vs. Navy (Sept. 8, 2001), vs. Elon (Aug. 31, 2013),

vs. Alcorn State (Sept. 3, 2015)

ACC

9 – vs. Wake Forest (Nov. 21, 1998),

at North Carolina (Nov. 10, 2012)

HISTORIC

32 – vs. Cumberland (Oct. 7, 1916)

SEASON

72 – 2014

MOST RUSHING TOUCHDOWNS**GAME**

9 – vs. Samford (Sept. 8, 2007)

ACC

7 – five times, most recently

at Pittsburgh (Oct. 25, 2014)

HISTORIC

32 – vs. Cumberland (Oct. 7, 1916)

SEASON

48 – 2012

MOST PASSING TOUCHDOWNS**GAME**5 – vs. Rice (Sept. 30, 1972), vs. Clemson (Nov. 13, 1999),
vs. Duke (Nov. 18, 2006)**ACC**

5 – vs. Clemson (Nov. 13, 1999),

vs. Duke (Nov. 18, 2006)

SEASON

29 – 1999

MOST DEFENSIVE TOUCHDOWNS**GAME**

2 – nine times, most recently:

at NC State (Nov. 8, 2014)

ACC

2 – vs. Wake Forest (Nov. 17, 1990), vs. Duke

(Sept. 26, 1996), vs. NC State (Oct. 10, 1998),

at NC State (Nov. 8, 2014)

SEASON

7 – 1998

MOST FUMBLE RETURNS FOR TD**GAME**

1 – 33 times, most recently:

vs. Kentucky (Dec. 31, 2016)

SEASON

7 – 1998* NCAA RECORD

MOST PUNT RETURNS FOR TD**GAME**

2 – vs. Navy (Oct. 23, 1965)

SEASON

3 – 1965

MOST KICKOFF RETURNS FOR TD**GAME**

1 – 14 times, most recently:

at Pittsburgh (Oct. 8, 2016)

SEASON

2 – 1978, 2012

MOST INTERCEPTION RETURNS FOR TD**GAME**

2 – vs. Tulane (Oct. 22, 1966), vs. Samford (Sept. 9, 2006),

vs. Elon (Aug. 31, 2013)

SEASON

5 – 2014

MOST TWO-POINT CONVERSIONS**GAME**

3 – vs. Duke (Nov. 2, 1968)

ACC

2 – vs. Wake Forest (Nov. 20, 1999)

SEASON

4 – 1968

MOST TWO-POINT ATTEMPTS**GAME**

4 – vs. Georgia (Nov. 27, 1975)

ACC

3 – vs. Clemson (Sept. 29, 2001),

vs. Virginia (Nov. 10, 2001)

SEASON

7 – 2001



MOST SAFETIES RECORDED

GAME
1 – 19 times, most recently:
vs. Tulane (Sept. 12, 2015)
SEASON
2 – 1951, 1952, 1953, 1991

MOST SAFETIES ALLOWED

GAME
2 – vs. South Carolina (Sept. 11, 1971)
ACC
1 – multiple times, most recently:
at Clemson (Oct. 10, 2015)
SEASON
2 – 1971

MOST PLAYERS TO SCORE TD

GAME
9 – vs. Elon (Aug. 31, 2013)

MOST PLAYERS TO RUSH FOR TD

GAME
6 – seven times, most recently:
vs. Tulane (Sept. 12, 2015)

MOST PLAYERS TO CATCH TD

GAME
4 – vs. Clemson (Nov. 13, 1999),
vs. Georgia (Nov. 27, 1999)

MOST PLAYERS TO THROW TD

GAME
3 – vs. Tulane (Oct. 27, 1956),
vs. North Carolina (Nov. 17, 2007)

RUSHING

MOST ATTEMPTS

GAME
86 – vs. Virginia (Oct. 2, 1976)
ACC
76 – vs. Boston College (Oct. 20, 2012)
SEASON
808 – 2012

FEWEST ATTEMPTS

GAME
19 – vs. Arizona (Sept. 1, 1994),
vs. North Carolina (Oct. 8, 1994)
ACC
19 – vs. North Carolina (Oct. 8, 1994)
SEASON
349 – 1994

MOST YARDS

GAME
604 – vs. Kansas (Sept. 17, 2011)
ACC
479 – at NC State (Nov. 8, 2014)
SEASON
4,789 – 2014

MOST YARDS PER GAME

SEASON
342.1 – 2014

FEWEST YARDS

GAME
-42 – vs. Notre Dame (Nov. 16, 1968)
ACC
5 – vs. Florida State (Nov. 5, 1994)
SEASON
629 – 1968

FEWEST YARDS PER GAME

SEASON
62.9 – 1968

MOST YARDS PER ATTEMPT

SEASON
6.06 – 2014 (790 attempts)

PASSING

MOST ATTEMPTS

GAME
63 – vs. Tennessee (Oct. 12, 1968)
ACC
57 – vs. Clemson (Oct. 28, 2000)
SEASON
413 – 2001

FEWEST ATTEMPTS

GAME
0 – vs. Notre Dame (Nov. 6, 1976),
vs. Tennessee (Oct. 8, 1977)
ACC
4 – vs. North Carolina (Sept. 18, 2010),
vs. Maryland (Nov. 3, 2012)
SEASON
46 – 1975

MOST COMPLETIONS

GAME
39 – vs. Virginia (Nov. 10, 2001)
ACC
39 – vs. Virginia (Nov. 10, 2001)
SEASON
264 – 2001

FEWEST COMPLETIONS

GAME
0 – 13 times since 1953
ACC
1 – vs. Virginia Tech (Oct. 17, 2009)
SEASON
23 – 1977

HIGHEST COMPLETION PERCENTAGE

GAME
1.000 – four times
ACC
.880 [22-of-25] – vs. Florida State (Sept. 11, 1999)
SEASON
.652 – 1999 [208-of-319]

MOST YARDS

GAME
486 – vs. Virginia (Nov. 10, 2001)
ACC
486 – vs. Virginia (Nov. 10, 2001)
SEASON
3,347 – 2001

FEWEST YARDS

GAME
0 – 13 times since 1953
ACC
24 – vs. Virginia (Oct. 15, 2011)
SEASON
344 – 1977

MOST YARDS PER GAME

SEASON
283.4 – 1999

MOST INTERCEPTIONS THROWN

GAME
7 – vs. Wake Forest (Nov. 21, 1987)
ACC
7 – vs. Wake Forest (Nov. 21, 1987)
SEASON
23 – 1970

MOST YARDS PER COMPLETION

GAME
51.0 (1) – vs. Virginia Tech (Oct. 17, 2009)
ACC
51.0 (1) – vs. Virginia Tech (Oct. 17, 2009)
SEASON [200+ ATTEMPTS]
17.75 – 2004
SEASON [150+ ATTEMPTS]
22.7 – 2009

MOST YARDS PER ATTEMPT

GAME
42.0 (1) – vs. Air Force (Oct. 1, 1977)
ACC
19.4 (11) – vs. Duke (Nov. 14, 2009)
SEASON [200+ ATTEMPTS]
9.8 – 1999
SEASON [150+ ATTEMPTS]
10.6 – 2009

TOTAL OFFENSE

MOST PLAYS

GAME
97 – vs. South Carolina (Sept. 12, 1970),
vs. Clemson (Oct. 28, 2000)
ACC
97 – vs. Clemson (Oct. 28, 2000)
SEASON
1,002 – 2012

MOST YARDS

GAME
768 – vs. Kansas (Sept. 17, 2011)
ACC
627 – vs. Virginia (Nov. 9, 2000)
SEASON
6,671 – 2014

FEWEST YARDS

GAME
33 – vs. SMU (Oct. 3, 1953)
ACC
110 – vs. Florida State (Oct. 2, 1993)
SEASON
1,933 – 1957

TEAM RECORDS

MOST YARDS PER GAME

SEASON
509.0 – 1999

FEWEST YARDS PER GAME

SEASON
193.3 – 1957

MOST YARDS PER PLAY

GAME
13.5 – vs. Kansas (Sept. 17, 2011)
ACC
9.9 – vs. Duke (Oct. 29, 2016)

SEASON
6.81 – 1999

FEWEST YARDS PER PLAY

GAME
2.1 – vs. Alabama (Nov. 18, 1961),
vs. Notre Dame (Nov. 8, 1980)
ACC
2.2 – vs. Florida State (Oct. 2, 1993)

MOST FIRST DOWNS

GAME
34 – vs. Virginia (Nov. 9, 2000)
ACC
34 – vs. Virginia (Nov. 9, 2000)

SEASON
350 – 2014

FEWEST FIRST DOWNS

GAME
3 – vs. SMU (Oct. 3, 1953)
ACC
6 – vs. Virginia Tech (Sept. 24, 2005)

SEASON
109 – 1959

MOST FIRST DOWNS BY RUSHING

GAME
26 – vs. VMI (Oct. 11, 1975), at Georgia (Nov. 27, 2010)
ACC
24 – vs. Boston College (Oct. 20, 2012),
at NC State (Nov. 8, 2014)

SEASON
259 – 2014

MOST FIRST DOWNS BY PASSING

GAME
22 – vs. Clemson (Oct. 28, 2000),
vs. Virginia (Nov. 10, 2001)
ACC
22 – vs. Clemson (Oct. 28, 2000),
vs. Virginia (Nov. 10, 2001)

SEASON
142 – 2000

BIGGEST FIRST DOWN MARGIN

GAME
+22 (28-6) – vs. Texas A&M (Sept. 17, 1966)

MOST THIRD-DOWN CONVERSIONS

GAME
14 (of 19) – vs. Virginia (Nov. 9, 2000)

MOST THIRD-DOWN ATTEMPTS

GAME
23 – three times, most recently:
vs. Maryland (Oct. 11, 2001)

FEWEST THIRD-DOWN CONVERSIONS

GAME
0 (of 13) – vs. North Carolina (Oct. 4, 1980)
0 (of 10) – vs. BYU (Oct. 27, 2012)

HIGHEST THIRD-DOWN PERCENTAGE

GAME
.889 (8 of 9) – vs. Elon (Aug. 31, 2013)

MOST FOURTH-DOWN CONVERSIONS

GAME
5 – three times, most recently:
vs. Auburn (Oct. 18, 1986)

MOST FOURTH-DOWN ATTEMPTS

GAME
7 – vs. LSU (Oct. 13, 1956), at Georgia (Nov. 24, 2012)

HIGHEST TIME OF POSSESSION

GAME
43:45 – vs. Boston College (Oct. 20, 2012)
ACC
43:45 – vs. Boston College (Oct. 20, 2012)

LOWEST TIME OF POSSESSION

GAME
16:38 – vs. Alabama (Sept. 8, 1979)

LONGEST SCORING DRIVE (PLAYS)

GAME
20 – five times, most recently:
at Miami (Oct. 22, 2011)
ACC
20 – at Miami (Oct. 22, 2011)

LONGEST SCORING DRIVE (TIME)

GAME
10:47 (td) – vs. Virginia (Oct. 24, 2009)
ACC
10:47 (td) – vs. Virginia (Oct. 24, 2009)

KICKING

MOST POINTS BY KICKING

GAME
18 – vs. The Citadel (Sept. 18, 1982)
HISTORIC
30 – vs. Cumberland (Oct. 7, 1916)

SEASON
107 – 2007

MOST FIELD GOALS MADE

GAME
5 – vs. The Citadel (Sept. 18, 1982)
ACC
4 – vs. Florida State (Oct. 17, 1992),
vs. Clemson (Sept. 29, 2001)

SEASON
23 – 2007

MOST FIELD GOALS ATTEMPTED

GAME
7 – vs. NC State (Oct. 20, 2001)
ACC
7 – vs. NC State (Oct. 20, 2001)

SEASON
28 – 2001, 2007

MOST FIELD GOALS MISSED

GAME
5 – vs. NC State (Oct. 20, 2001)
ACC
5 – vs. NC State (Oct. 20, 2001)

MOST PATs MADE

GAME
10 – vs. Navy (Sept. 8, 2001), vs. Elon (Aug. 31, 2013),
ACC
9 – vs. Wake Forest (Nov. 21, 1998)
HISTORIC
30 – vs. Cumberland (Oct. 7, 1916)

SEASON
65 – 2014

MOST PATs ATTEMPTED

GAME
10 – vs. Navy (Sept. 8, 2001), vs. Elon (Aug. 31, 2013)
vs. Alcorn State (Sept. 3, 2015)
ACC
9 – vs. Wake Forest (Nov. 21, 1998)
HISTORIC
30 – vs. Cumberland (Oct. 7, 1916)

SEASON
66 – 2014

MOST PATs MISSED

GAME
3 – three times, most recently:
vs. Duke (1993)

PUNTING

MOST PUNTS

GAME
12 – four times
ACC
12 – vs. Clemson (Sept. 26, 1987),
vs. Florida State (Oct. 18, 1997)
HISTORIC
21 – vs. Florida (Nov. 19, 1938)

SEASON
89 – 1980

HIGHEST PUNTING AVERAGE

GAME
55.5 (2) – vs. Clemson (Sept. 29, 2001)
ACC
55.5 (2) – vs. Clemson (Sept. 29, 2001)

SEASON
45.64 – 1997

HIGHEST NET PUNTING AVERAGE

SEASON
40.96 – 1997



KICK RETURNS

MOST RETURNS

GAME
 11 – vs. Notre Dame (Nov. 5, 1977)
ACC
 9 – at Clemson (Nov. 14, 2013)
SEASON
 54 – 2009

MOST YARDS

GAME
 284 (11) – vs. Notre Dame (Nov. 5, 1977)
ACC
 236 (6) – vs. Duke (Oct. 27, 1990)
SEASON
 1,176 – 2009

MOST YARDS PER RETURN

GAME
 60.5 (2) – vs. Tulane (Oct. 26, 1957)
ACC
 52.0 (3) – vs. Maryland (Oct. 31, 1998)
SEASON
 26.9 – 1957

PUNT RETURNS

MOST RETURNS

GAME
 9 – vs. The Citadel (Sept. 1, 2001)
ACC
 8 – vs. Duke (Oct. 6, 2001), vs. Florida State (Nov. 9, 2002), vs. Duke (Nov. 16, 2002)
SEASON
 54 – 1952

MOST YARDS

GAME
 294 (5) – vs. Navy (Oct. 23, 1965)
ACC
 117 (6) – vs. Virginia (Oct. 17, 1998)
SEASON
 564 – 1951

MOST YARDS PER RETURN

GAME
 68.0 (2) – vs. South Carolina (Sept. 16, 1972)
ACC
 42.0 (2) – vs. Virginia (Nov. 22, 2003), vs. Miami (Sept. 22, 2012)
SEASON
 23.0 – 1965

TURNOVERS

MOST TURNOVERS

GAME
 10 – vs. Duke (Oct. 30, 1976)
ACC
 8 – vs. Wake Forest (Nov. 21, 1987)

MOST FUMBLES

GAME
 9 – at Miami (Nov. 21, 2015)
ACC
 9 – at Miami (Nov. 21, 2015)
SEASON
 51 – 1951

FEWEST FUMBLES

SEASON
 11 – 1985

MOST FUMBLES LOST

GAME
 6 – vs. Tennessee (Oct. 12, 1968)
ACC
 4 – vs. Wake Forest (Nov. 19, 1994), vs. North Carolina (Oct. 9, 1999), vs. North Carolina (Nov. 17, 2007)
SEASON
 4 – 1955

MOST OPPONENT FUMBLES

GAME
 9 – vs. Clemson (Sept. 28, 1963)
ACC
 7 – at Pittsburgh (Oct. 25, 2014)
SEASON
 28 – 2010

MOST OPPONENT FUMBLES RECOVERED

GAME
 6 – vs. Furman (Sept. 2, 1995), vs. Tulsa (Jan. 4, 2004), at Pittsburgh (Oct. 25, 2014)
ACC
 6 – at Pittsburgh (Oct. 25, 2014)
SEASON
 15 – 2000, 2007

HIGHEST TURNOVER MARGIN

SEASON
 18 – 2000

HIGHEST TURNOVER MARGIN PER GAME

SEASON
 1.64 – 2000

DEFENSE

MOST INTERCEPTIONS

GAME
 8 – vs. Saint Mary's (Jan. 1, 1947), vs. Georgia (Dec. 1, 1951)
ACC
 4 – seven times
SEASON
 30 – 1969

MOST INTERCEPTION RETURN YARDS

GAME
 173 (3) – vs. Elon (Aug. 31, 2013)
ACC
 137 (4) – vs. Wake Forest (Nov. 17, 1990)
SEASON
 437 – 1972

MOST SACKS

GAME
 11 – vs. Maryland (Oct. 6, 1990), vs. Maryland (Oct. 9, 1993)
ACC
 11 – vs. Maryland (Oct. 6, 1990), vs. Maryland (Oct. 9, 1993)
SEASON
 45 – 1990, 1991

MOST SACK YARDS

GAME
 70 (7) – vs. Tulsa (Jan. 4, 2004)
ACC
 67 (10) – vs. Maryland (Oct. 9, 1993)

MOST TACKLES FOR LOSS

GAME
 19 – vs. Notre Dame (Sept. 1, 2007)
ACC
 17 – vs. Maryland (Nov. 22, 1997), vs. Clemson (Sept. 29, 2001)

MOST TOTAL OFFENSE YARDS ALLOWED

GAME
 667 – vs. Notre Dame (Nov. 5, 1977)
ACC
 636 – at North Carolina (Oct. 29, 2016)
SEASON
 5,758 – 2014

FEWEST TOTAL OFFENSE YARDS ALLOWED

GAME
 32 – vs. Florida (Sept. 14, 1963)
ACC
 82 – vs. Maryland (Oct. 9, 2004)
SEASON
 1,513 – 1948

FEWEST YARDS ALLOWED PER GAME

SEASON
 151.3 – 1948

MOST FIRST DOWNS ALLOWED

GAME
 38 – vs. Duke (Oct. 31, 1987)
ACC
 38 – vs. Duke (Oct. 31, 1987)
SEASON
 300 – 2014

FEWEST FIRST DOWNS ALLOWED

GAME
 2 – vs. Tulane (Oct. 21, 1933), vs. Duke (Oct. 29, 1955)
ACC
 8 – vs. North Carolina (Oct. 5, 1985), vs. North Carolina (Sept. 26, 2009)
SEASON
 86 – 1948

MOST RUSHING YARDS ALLOWED

GAME
 431 – vs. Georgia (Nov. 27, 1975)
ACC
 342 – vs. North Carolina (Oct. 2, 1982), vs. North Carolina (Oct. 8, 1994)
SEASON
 2,732 – 1982

FEWEST RUSHING YARDS ALLOWED

GAME
 -56 – vs. Tulsa (Jan. 4, 2004)
ACC
 -30 – vs. Maryland (Sept. 28, 1995)
SEASON
 749 – 1948

**FEWEST RUSHING YARDS
ALLOWED PER GAME****SEASON**

74.9 – 1948

MOST PASSING YARDS ALLOWED**GAME**

501 – vs. Wake Forest (Nov. 4, 1995)

ACC

501 – vs. Wake Forest (Nov. 4, 1995)

SEASON

3,412 – 2014

FEWEST PASSING YARDS ALLOWED**GAME**

-3 – vs. South Carolina (Nov. 19, 1949)

ACC

39 – vs. NC State (Oct. 1, 1994)

SEASON

334 – 1957

FEWEST YARDS ALLOWED PER GAME**SEASON**

33.4 – 1957

MOST COMPLETIONS ALLOWED**GAME**

43 – at Virginia (Oct. 26, 2013)

ACC

43 – at Virginia (Oct. 26, 2013)

SEASON

282 – 2014

FEWEST COMPLETIONS ALLOWED**GAME**0 – four times, most recently:
vs. Georgia (Nov. 27, 1974)**ACC**3 – vs. Clemson (Oct. 13, 1990),
vs. NC State (Oct. 1, 1994)**SEASON**

31 – 1957

MOST OPPONENT PASS ATTEMPTS**GAME**

65 – vs. Wake Forest (Nov. 4, 1995)

ACC

65 – vs. Wake Forest (Nov. 4, 1995)

SEASON

461 – 2006

FEWEST OPPONENT PASS ATTEMPTS**GAME**1 – vs. Alabama (Oct. 17, 1953),
vs. Kentucky (Sept. 20, 1958)**ACC**

11 – vs. NC State (Oct. 1, 1994)

SEASON

73 – 1957

SPECIAL TEAMS**MOST KICKS BLOCKED****GAME**2 – nine times, most recently:
vs. Ole Miss (2013)**MOST PUNTS BLOCKED****GAME**

2 – vs. Tulane (Oct. 28, 1961), vs. UConn (Nov. 13, 2004)

MOST FIELD GOALS BLOCKED**GAME**2 – three times, most recently:
vs. Boston College (1991)**MOST PATs BLOCKED****GAME**

2 – vs. Notre Dame (Nov. 18, 1967)

PENALTIES**MOST PENALTIES****GAME**

19 – vs. Florida State (Sept. 9, 2000)

ACC

19 – vs. Florida State (Sept. 9, 2000)

SEASON

95 – 2000

FEWEST PENALTIES**GAME**0 – seven times, most recently:
vs. Alcorn State (Sept. 3, 2015)**ACC**

0 – vs. Syracuse (Oct. 19, 2013)

SEASON

24 – 1964

MOST PENALTY YARDS**GAME**

140 – vs. Florida State (Sept. 9, 2000)

ACC

140 – vs. Florida State (Sept. 9, 2000)

SEASON

792 – 2002

FEWEST PENALTY YARDS**GAME**0 – seven times, most recently:
vs. Alcorn State (Sept. 3, 2015)**ACC**

0 – vs. Syracuse (Oct. 19, 2013)

SEASON

211 – 1964

GAMES

GAMES PLAYED

	GP	YEAR	W-L
1.	14	2006	9-5
	14	2009	11-3
	14	2012	7-7
	14	2014	11-3
5.	13	1991	8-5
	13	2001	8-5
	13	2002	7-6
	13	2003	7-6
	13	2008	9-4
	13	2010	6-7
	13	2011	8-5
	13	2013	7-6
	13	2016	9-4

GAMES WON

	W	YEAR	W-L
1.	12	1952	12-0
2.	11	1951	11-0-1
	11	1990	11-0-1
	11	2014	11-3
6.	10	1928	10-0
	10	1947	10-1
	10	1956	10-1
	10	1998	10-2
	10	2009*	10-3
10.	9	1917	9-0
	9	1942	9-2
	9	1946	9-2
	9	1953	9-2-1
	9	1955	9-1-1
	9	1966	9-2
	9	1985	9-2-1
	9	2000	9-3
	9	2008	9-4
	9	2016	9-4

* finished 11-3 in 14 games in 2009 but win in ACC Championship
Game later vacated as part of NCAA sanctions

ACC GAMES WON

	W	YEAR	W-L
1.	7	1998	7-1
	7	2006	7-1
	7	2009	7-1
4.	6	1990	6-0-1
	6	2000	6-2
	6	2014	6-2

OFFENSE

TOTAL OFFENSE

	YPG	YARDS	GP	YEAR
1.	509.0	5,599	11	1999
2.	476.5	6,671	14	2014
3.	458.8	5,964	13	2011
4.	441.1	6,175	14	2012
5.	435.4	4,789	11	2000
6.	429.7	5,586	13	2013
7.	422.1	5,910	14	2009
8.	417.9	5,015	12	2001
9.	414.3	4,556	11	1984
10.	407.2	5,294	13	2010

RUSHING OFFENSE

	YPG	YARDS	GP	YEAR
1.	342.1	4,789	14	2014
2.	329.7	3,637	11	1975
3.	323.3	4,203	13	2010
4.	316.5	4,114	13	2011
5.	311.2	4,357	14	2012
6.	299.3	3,891	13	2013
7.	295.4	4,136	14	2009
8.	287.5	3,162	11	1974
9.	286.8	3,153	11	1977
10.	273.2	3,552	13	2008

PASSING OFFENSE

	YPG	YARDS	GP	YEAR
1.	283.4	3,117	11	1999
2.	278.9	3,347	12	2001
3.	271.1	2,982	11	2000
4.	245.6	2,702	11	1994
5.	237.6	2,376	10	1968
6.	234.5	2,580	11	1992
7.	215.5	2,370	11	1997
8.	212.3	2,547	12	1991
9.	211.1	2,744	13	2002
10.	207.7	2,284	11	1987

SCORING OFFENSE

	PPG	PTS	GP	YEAR
1.	66.0	462	7	1918
2.	54.5	491	9	1917
3.	46.8	421	9	1916
4.	40.7	448	11	1999
5.	40.0	360	9	1921
6.	37.9	530	14	2014
7.	35.5	391	11	1998
8.	35.1	456	13	2013
9.	34.7	312	9	1920
10.	34.3	446	13	2011

DEFENSE

TOTAL DEFENSE

	YPG	YDS	GP	YEAR
1.	151.3	1,513	10	1948
2.	177.8	1,778	10	1957
3.	178.5	1,785	10	1961
4.	181.8	2,182	12	1952
5.	199.9	1,999	10	1955
6.	200.3	2,003	10	1956
7.	201.8	2,018	10	1958
8.	206.6	2,066	10	1966
9.	207.4	2,489	12	1951
10.	208.0	2,080	10	1963

RUSHING DEFENSE

	YPG	YDS	GP	YEAR
1.	74.9	749	10	1948
2.	91.2	1,003	11	1995
3.	94.5	1,039	11	2000
4.	94.9	949	10	1961
5.	100.2	1,002	10	1964
6.	100.5	1,307	13	2003
7.	102.4	1,024	10	1962
8.	103.9	1,247	12	2005
9.	104.6	1,255	12	2004
10.	104.8	1,467	14	2006

PASSING DEFENSE

	YPG	YDS	GP	YEAR
1.	33.4	334	10	1957
2.	57.1	571	10	1958
3.	58.7	587	10	1954
4.	65.8	658	10	1955
5.	69.0	828	12	1953
6.	71.9	719	10	1956
7.	72.5	870	12	1952
8.	74.3	743	10	1963
9.	76.4	764	10	1948
10.	80.8	808	10	1949

SCORING DEFENSE

	PPG	PTS	GP	YEAR
1.	1.0	5	5	1901
2.	1.8	16	9	1920
3.	1.9	17	9	1917
4.	2.2	20	9	1916
5.	2.3	21	9	1911
6.	3.0	24	8	1915
7.	3.3	33	10	1919
	3.3	33	10	1956
9.	3.4	34	10	1904
10.	3.9	39	10	1927

TURNOVERS

TURNOVER MARGIN

	AVG	+/-	DIFF.	GP	YEAR
1.	+1.64	+18	30/12	11	2000
2.	+1.50	+15	31/16	10	1956
3.	+1.45	+16	46/30	11	1953
4.	+1.27	+14	40/26	11	1990
5.	+1.20	+12	25/13	10	1955
6.	+1.18	+13	31/18	11	1986
7.	+1.09	+12	34/22	11	1973
8.	+1.00	+11	30/19	11	1984

SCORING
MOST POINTS SCORED
GAME

PTS	OPPONENT	DATE
1. 70	Navy	Sept. 8, 2001
70	Elon	Aug. 31, 2013
3. 69	Samford	Sept. 8, 2007
69	Alcorn State	Sept. 3, 2015
5. 68	North Carolina	Nov. 10, 2012
6. 66	Kansas	Sept. 17, 2011
66	Alabama A&M	Nov. 23, 2013
8. 65	Tulane	Sept. 12, 2015
9. 63	Wake Forest	Nov. 21, 1998
63	Western Carolina	Sept. 1, 2011

HISTORIC

PTS	OPPONENT	DATE
1. 222	Cumberland	Oct. 7, 1916
2. 128	NC State	Nov. 18, 1918
3. 123	11th Cavalry	Oct. 19, 1918
4. 118	Furman	Oct. 12, 1918
5. 105	Mercer	Oct. 10, 1914

HALF

PTS	OPPONENT	DATE
1. 52	1st Alabama A&M	Nov. 23, 2013
2. 48	1st Alcorn State	Sept. 3, 2015
3. 45	1st Samford	Sept. 8, 2007
4. 42	1st Navy	Sept. 8, 2001
42	2nd vs. Tulsa	Jan. 4, 2004
42	1st Western Carolina	Sept. 1, 2011
42	2nd Kansas	Sept. 17, 2011
42	1st Elon	Aug. 31, 2013
9. 40	2nd North Carolina	Nov. 10, 2012
10. 38	2nd Texas A&M	Sept. 17, 1966
	1st Duke	Sept. 26, 1996

QUARTER

PTS	OPPONENT	DATE
1. 34	1st Alcorn State	Sept. 3, 2015
2. 32	4th Chattanooga	Nov. 9, 1985
3. 31	2nd Vanderbilt	Aug. 31, 2002
4. 30	3rd North Carolina	Nov. 10, 2012
5. 28	Eight times, most recently:	
	2nd Alabama A&M	Nov. 23, 2013

HOME GAMES

PTS	OPPONENT	DATE
1. 70	Elon	Aug. 31, 2013
2. 69	Samford	Sept. 8, 2007
69	Alcorn State	Sept. 3, 2015
4. 66	Kansas	Sept. 17, 2011
66	Alabama A&M	Nov. 23, 2013
6. 65	Tulane	Sept. 12, 2015
7. 63	Wake Forest	Nov. 21, 1998
63	Western Carolina	Sept. 1, 2011
9. 59	NC State	Oct. 11, 1986
59	Presbyterian	Sept. 8, 2012

ROAD GAMES

PTS	OPPONENT	DATE
1. 70	Navy	Sept. 8, 2001
2. 68	North Carolina	Nov. 10, 2012
3. 56	Vanderbilt	Oct. 31, 2009
56	Pittsburgh	Oct. 25, 2014
56	NC State	Nov. 8, 2014
6. 49	Navy	Sept. 4, 1999
49	Florida State	Oct. 10, 2009
49	Duke	Nov. 14, 2009
49	Middle Tennessee	Sept. 10, 2011
49	vs. Mississippi State	Dec. 31, 2014

VS. RANKED OPPONENTS

PTS	OPPONENT	DATE
1. 59	(17) NC State	Oct. 11, 1986
2. 51	(16) Georgia (OT)	Nov. 27, 1999
3. 49	(7) Mississippi State	Dec. 31, 2014
4. 47	(23) NC State	Oct. 10, 1998
5. 45	(13) Nebraska	Jan. 1, 1991
45	(13) Georgia	Nov. 29, 2008
7. 41	(1) Virginia	Nov. 3, 1990
41	(6) Virginia	Oct. 17, 1998
41	(23) Miami	Nov. 20, 2008
10. 40	(15) Tulane	Oct. 27, 1956

FEWEST POINTS SCORED

PTS	OPPONENT	DATE
1. 0	many times, most recently: Florida State	Oct. 18, 1997

IN A WIN

PTS	OPPONENT	DATE
1. 6	LSU	Oct. 8, 1960
6	Tennessee	Oct. 8, 1966
6	Georgia	Nov. 29, 1969
6	South Carolina	Oct. 7, 1978
6	Virginia Tech	Nov. 10, 1990
6. 7	Duke	Nov. 3, 1956
7	Auburn	Oct. 21, 1961
7	Alabama	Nov. 17, 1962
7	Auburn	Oct. 17, 1964
7	Tulane	Oct. 24, 1964
7	Maryland	Oct. 23, 2003
7	North Carolina	Nov. 11, 2006

IN A TIE GAME

PTS	OPPONENT	DATE
1. 14	Florida State	Nov. 10, 1962
2. 17	Furman	Sept. 13, 1986
3. 20	Virginia	Oct. 13, 1984
4. 24	Clemson	Sept. 25, 1976
5. 36	Rice	Sept. 30, 1972

HOME GAME

PTS	OPPONENT	DATE
1. 0	Tennessee	Nov. 10, 1956
0	SMU	Sept. 28, 1957
0	Auburn	Oct. 19, 1957
0	Florida	Nov. 23, 1957
0	Georgia	Nov. 30, 1957
6. 3	11 times	

ROAD GAME

PTS	OPPONENT	DATE
1. 0	16 times, most recently: Florida State	Oct. 18, 1997

VS. UNRANKED OPPONENT

PTS	OPPONENT	DATE
1. 0	Florida	Nov. 23, 1957
0	Georgia	Nov. 30, 1957
0	Kentucky	Sept. 20, 1958
0	SMU	Oct. 25, 1958
0	LSU	Oct. 7, 1961
0	Georgia	Nov. 28, 1964
0	Duke	Nov. 2, 1974
0	South Carolina	Sept. 10, 1977
0	Tennessee	Oct. 13, 1979
0	Auburn	Oct. 16, 1982
0	NC State	Oct. 3, 1987

LARGEST DEFICIT OVERCOME FOR WIN

DEF	OPPONENT	DATE
1. 21	17-38 Virginia	Oct. 17, 1998
2. 16	12-28 Georgia	Nov. 29, 2008
3. 14	0-14 Auburn	Oct. 19, 1968
14	7-21 Maryland	Oct. 7, 1989
14	14-28 Virginia	Nov. 3, 1990
14	7-21 Wake Forest	Nov. 13, 1993
7. 13	0-13 Tulane	Oct. 24, 1959
13	19-6 NC State	Nov. 11, 1995
13	0-13 North Carolina (OT)	Oct. 9, 1999
13	7-20 North Carolina	Sept. 21, 2013
13	14-27 Georgia	Nov. 26, 2016

LARGEST HALFTIME DEFICIT OVERCOME, WIN

DEF	OPPONENT	DATE
1. 16	12-28 Georgia	Nov. 29, 2008
2. 14	14-28 Virginia	Nov. 3, 1990
14	17-31 Virginia	Oct. 17, 1998
4. 10	7-17 Wake Forest	Sept. 20, 1997
5. 9	7-16 Wake Forest	Nov. 4, 1995
6. 8	7-15 Clemson	Sept. 27, 1975
7. 7	14 times	

LARGEST LEAD SURRENDERED, LOSS

LD	OPPONENT	DATE
1. 21	21-0 North Carolina	Oct. 3, 2015
2. 20	20-0 Georgia	Dec. 2, 1978
20	20-0 Georgia (OT)	Nov. 30, 2013
4. 18	35-17 vs. West Virginia	Jan. 1, 2007
5. 17	27-10 Auburn	Oct. 18, 1975
17	20-3 North Carolina	Sept. 19, 1987
17	24-7 Virginia	Nov. 6, 1999
17	36-19 Miami (OT)	Sept. 22, 2012
9. 15	15-0 Alabama	Nov. 12, 1960
15	24-9 Duke	Oct. 29, 1977

LARGEST HALFTIME LEAD SURRENDERED, LOSS

LD	OPPONENT	DATE
1. 17	20-3 North Carolina	Sept. 19, 1987
2. 15	15-0 Alabama	Nov. 12, 1960
3. 14	14-0 Georgia	Nov. 23, 1995
4. 13	20-7 Georgia	Dec. 2, 1978
13	13-0 NC State (OT)	Sept. 21, 2000
13	20-7 Virginia	Nov. 10, 2001
13	20-7 Georgia (OT)	Nov. 30, 2013
8. 11	21-10 North Carolina	Oct. 1, 1983
11	14-3 vs. LSU	Dec. 29, 2000
11	28-17 vs. West Virginia	Jan. 1, 2007

LARGEST FIRST-QUARTER LEAD

LD	OPPONENT	DATE
1. 34	34-0 Alcorn State	Sept. 3, 2015
2. 28	28-0 Samford	Sept. 8, 2007
28	28-0 Western Carolina	Sept. 1, 2011
28	28-0 Elon	Aug. 31, 2013
28	28-0 Pittsburgh	Oct. 25, 2014
6. 24	24-0 Alabama A&M	Nov. 23, 2013
7. 21	11 times	

LARGEST HALFTIME LEAD

LD	OPPONENT	DATE
1. 52	52-0 Alabama A&M	Nov. 23, 2013
2. 48	48-0 Alcorn State	Sept. 3, 2015
2. 45	45-0 Samford	Sept. 8, 2007
3. 42	42-0 Navy	Sept. 8, 2001
42	42-0 Elon	Aug. 31, 2013
5. 38	38-0 Duke	Sept. 26, 1996
6. 31	34-3 The Citadel	Sept. 22, 1984
31	31-0 South Carolina	Oct. 15, 1988
31	31-0 Vanderbilt	Aug. 31, 2002
9. 30	30-0 Furman	Sept. 11, 1993
10. 29	two times	

LARGEST MARGIN OF VICTORY, ALL GAMES

MAR	OPPONENT	DATE
1.	70 70-0	Elon Aug. 31, 2013
2.	63 70-7	Navy Sept. 8, 2001
	63 69-6	Alcorn State Sept. 3, 2015
4.	59 66-7	Alabama A&M Nov. 23, 2013
5.	56 59-3	Presbyterian Sept. 8, 2012
	56 56-0	Syracuse Oct. 19, 2013
7.	55 69-14	Samford Sept. 8, 2007
	55 65-10	Tulane Sept. 3, 2015
9.	53 53-0	Davidson Sept. 19, 1953
10.	48 54-6	The Citadel Sept. 20, 1952

LARGEST MARGIN OF VICTORY, HISTORIC

MAR	OPPONENT	DATE
1.	222 222-0	Cumberland Oct. 7, 1916
2.	128 128-0	NC State Nov. 10, 1918
3.	123 123-0	11th Cavalry Oct. 19, 1918
4.	118 118-0	Furman Oct. 12, 1918
5.	105 105-0	Mercer Oct. 10, 1914

LARGEST MARGIN OF VICTORY, ACC GAME

MAR	OPPONENT	DATE
1.	56 56-0	Syracuse Oct. 19, 2013
2.	39 49-10	Duke Nov. 14, 2009
3.	38 45-7	Wake Forest Nov. 13, 1982
	38 59-21	NC State Oct. 11, 1986
	38 38-0	Maryland Oct. 9, 1993

LARGEST MARGIN OF VICTORY, POSTSEASON GAME

MAR	OPPONENT	DATE
1.	42 52-10	Tulsa Jan. 4, 2004
2.	37 51-14	Syracuse Dec. 21, 2004
3.	24 45-21	Nebraska Jan. 1, 1991
4.	15 49-34	Mississippi State Dec. 31, 2014
	15 33-18	Kentucky Dec. 31, 2016
6.	14 21-7	USC Dec. 31, 2012
7.	10 31-21	Texas Tech Dec. 31, 1965
	10 24-14	Stanford Dec. 27, 2001

LARGEST MARGIN OF DEFEAT, ALL GAMES

MAR	OPPONENT	DATE
1.	55 14-69	Notre Dame Nov. 5, 1977
2.	51 0-51	Florida State Oct. 2, 1993
3.	46 3-49	Florida State Nov. 2, 1996
4.	44 7-51	Georgia Nov. 30, 2002
	44 7-51	Virginia Tech Sept. 24, 2005
6.	42 7-49	Miami Nov. 10, 1967
7.	41 0-41	North Carolina Oct. 2, 1982
8.	39 8-47	Georgia Nov. 30, 1968
9.	38 7-45	Alabama Sept. 11, 1982
	38 3-41	North Carolina Oct. 16, 1993
	38 10-48	Georgia Nov. 25, 1994
	38 0-38	Florida State Oct. 18, 1997

LARGEST MARGIN OF DEFEAT, HISTORIC

MAR	OPPONENT	DATE
1.	94 0-94	Auburn Nov. 17, 1894
2.	73 0-73	Clemson Oct. 17, 1903
3.	63 0-63	Auburn Oct. 14, 1899
4.	54 0-54	Vanderbilt Nov. 16, 1907

LARGEST MARGIN OF DEFEAT, ACC GAME

MAR	OPPONENT	DATE
1.	51 0-51	Florida State Oct. 2, 1993
2.	46 3-49	Florida State Nov. 2, 1996
3.	44 7-51	Virginia Tech Sept. 24, 2005
4.	41 0-41	North Carolina Oct. 2, 1982
5.	38 3-41	North Carolina Oct. 16, 1993
	38 0-38	Florida State Oct. 18, 1997

LARGEST MARGIN OF DEFEAT, POSTSEASON GAME

MAR	OPPONENT	DATE
1.	35 3-38	LSU Dec. 31, 2008
2.	28 10-38	Utah Dec. 29, 2005
3.	20 21-41	Purdue Dec. 25, 1978
4.	15 15-30	Penn State Dec. 30, 1961
	15 12-27	Florida Jan. 2, 1967
	15 13-28	Miami Jan. 1, 2000

MOST POINTS, LOSS

PTS	OPPONENT	DATE
1.	44 (47)	Clemson (OT) Sept. 29, 2001
2.	43 (48)	North Carolina Oct. 18, 2014
3.	38 (45)	Virginia Nov. 6, 1999
	38 (39)	Virginia Nov. 10, 2001
5.	36 (42)	Miami (OT) Sept. 22, 2012
6.	35 (41)	Florida State Sept. 11, 1999
	35 (38)	West Virginia Jan. 1, 2007
	35 (37)	Florida State Dec. 6, 2014
9.	34 (48)	Auburn Oct. 20, 1984
	34 (42)	Georgia Nov. 27, 2010
	34 (41)	Georgia (OT) Nov. 30, 2013
	34 (37)	Pittsburgh Nov. 30, 2013

TOUCHDOWNS
MOST TOUCHDOWNS SCORED, GAME

TD	OPPONENT	DATE
1.	10	Navy Sept. 8, 2001
	10	Elon Aug. 31, 2013
	10	Alcorn State Sept. 3, 2015
4.	9	Wake Forest Nov. 21, 1998
	9	Samford Sept. 8, 2007
	9	Western Carolina Sept. 1, 2011
	9	Kansas Sept. 17, 2011
	9	North Carolina Nov. 10, 2012
	9	Alabama A&M Nov. 23, 2013
	9	Tulane Sept. 3, 2015

MOST TOUCHDOWNS SCORED, QUARTER

TD	OPPONENT	DATE
1.	5 1st	Alcorn State Sept. 3, 2015
2.	4 4th	Texas A&M Sept. 17, 1966
	4 4th	Georgia Nov. 27, 1975
	4 4th	Chattanooga Nov. 9, 1985
	4 2nd	NC State Oct. 10, 1998
	4 2nd	Vanderbilt Aug. 31, 2002
	4 3rd	Duke Oct. 15, 2005
	4 1st	Samford Sept. 8, 2007
	4 1st	Western Carolina Sept. 1, 2011
	4 3rd	Kansas Sept. 17, 2011
	4 3rd	North Carolina Nov. 10, 2012
	4 1st	Elon Aug. 31, 2013
	4 2nd	Alabama A&M Nov. 23, 2013
	4 1st	Pittsburgh Oct. 25, 2014

MOST TOUCHDOWNS SCORED, HALF

TD	OPPONENT	DATE
1.	7 1st	Alabama A&M Nov. 23, 2013
	7 1st	Alcorn State Sept. 3, 2015
3.	6 1st	Elon Aug. 31, 2013
	6 2nd	Kansas Sept. 17, 2011
	6 1st	Western Carolina Sept. 1, 2011
	6 1st	Samford Sept. 8, 2007
	6 2nd	Tulsa Jan. 4, 2004
	6 1st	Navy Sept. 8, 2001
9.	5	16 times, most recently: 2nd Tulane Sept. 12, 2015

FEWEST TOUCHDOWNS SCORED

TD	OPPONENT	DATE
1.	0	Several times, most recently: vs. LSU Dec. 31, 2008

MOST RUSHING TOUCHDOWNS, GAME

TD	OPPONENT	DATE
1.	9	Samford Sept. 8, 2007
	9	Alcorn State Sept. 3, 2015
3.	8	Alabama A&M Nov. 23, 2013
4.	7	Wake Forest Nov. 12, 1983
	7	vs. Tulsa Jan. 4, 2004
	7	Kansas Sept. 17, 2011
	7	Virginia Sept. 15, 2012
	7	North Carolina Nov. 10, 2012
	7	Syracuse Oct. 19, 2013
	7	Pittsburgh Oct. 25, 2014

MOST PASSING TOUCHDOWNS, GAME

TD	OPPONENT	DATE
1.	5	Rice Sept. 30, 1972
	5	Clemson Nov. 13, 1999
	5	Duke Nov. 18, 2006
4.	4	Maryland Oct. 7, 1989
	4	Georgia Dec. 1, 1990
	4	Notre Dame Jan. 1, 1999
	4	Florida State Sept. 11, 1999
	4	Georgia (OT) Nov. 27, 1999
	4	Wake Forest Oct. 14, 2000
	4	North Carolina Nov. 15, 2003
	4	Clemson Sept. 11, 2004
	4	NC State Nov. 4, 2006
	4	Duke Sept. 14, 2013

MOST DEFENSIVE TOUCHDOWNS, GAME

TD	OPPONENT	DATE
1.	2 FR/BPR	Tulane Oct. 28, 1961
	2 IR/IR	Tulane Oct. 22, 1966
	2 FR/IR	Tulane Oct. 24, 1970
	2 FR/IR	Wake Forest Nov. 17, 1990
	2 FR/IR	Duke Sept. 26, 1996
	2 BPR/FR	NC State Oct. 10, 1998
	2 IR/IR	Samford Sept. 9, 2006
	2 IR/IR	Elon Aug. 31, 2013
	2 IR/FR	NC State Nov. 8, 2014

MOST NON-OFFENSIVE TOUCHDOWNS, GAME

TD	OPPONENT	DATE
1.	2 FR/BPR	Tulane Oct. 28, 1961
	2 PR/PR	Navy Oct. 23, 1965
	2 IR/PR	Vanderbilt Sept. 24, 1966
	2 IR/IR	Tulane Oct. 22, 1966
	2 BPR/PR	Duke Oct. 29, 1966
	2 FR/IR	Tulane Oct. 24, 1970
	2 IR/PR	The Citadel Sept. 30, 1978
	2 FR/IR	Wake Forest Nov. 17, 1990
	2 FR/IR	Duke Sept. 26, 1996
	2 BPR/FR	NC State Oct. 10, 1998
	2 PR/FR	Virginia Oct. 17, 1998
	2 KR/FR	Maryland Oct. 31, 1998
	2 FR/PR	Wake Forest Nov. 21, 1998
	2 FR/FR	Navy Sept. 8, 2001
	2 IR/IR	Samford Sept. 9, 2006
	2 IR/KR	BYU Oct. 27, 2012
	2 IR/IR	Elon Aug. 31, 2013
	2 IR/FR	NC State Nov. 8, 2014

MOST FIELD GOALS MADE, GAME

FG	OPPONENT	DATE
1.	5	The Citadel Sept. 18, 1982
2.	4	Navy Nov. 17, 1973
	4	Florida State Oct. 17, 1992
	4	Clemson (OT) Sept. 29, 2001
	4	Notre Dame Sept. 1, 2007
	4	Clemson Dec. 5, 2009
	4	Kentucky Dec. 31, 2016
8.	3	35 times, most recently: Florida State Oct. 24, 2015

MOST FIELD GOALS MADE, QUARTER

	FG	OPPONENT	DATE
1.	3	3rd The Citadel	Sept. 18, 1982
	3	2nd NC State	Oct. 4, 2003
3.	2	55 times	

MOST FIELD GOALS MADE, HALF

	FG	OPPONENT	DATE
1.	4	2nd The Citadel	Sept. 18, 1982
2.	3	1st Rice	Sept. 24, 1960
	3	1st Clemson	Oct. 14, 1989
	3	1st Clemson	Oct. 28, 2000
	3	1st Virginia	Oct. 26, 2002
	3	1st NC State	Oct. 4, 2003
	3	1st Notre Dame	Sept. 1, 2007
	3	1st Clemson	Dec. 5, 2009

MOST FIELD GOALS MADE, WITHOUT MISS

	FG	OPPONENT	DATE
1.	5	The Citadel	Sept. 18, 1982
2.	4	Navy	Nov. 17, 1973
	4	Kentucky	Dec. 31, 2016

MOST FIELD GOALS MISSED, GAME

	FG	OPPONENT	DATE
1.	5	NC State	Oct. 20, 2001
2.	4	Duke	Nov. 1, 1958
	4	Maryland	Oct. 31, 1998
4.	3	15 times	

MOST FIELD GOALS MISSED, HALF

	FG	OPPONENT	DATE
1.	3	2nd Georgia	Nov. 29, 1969
	3	1st Duke	Oct. 30, 1982
	3	2nd NC State	Oct. 20, 2001
4.	2	42 times, most recently: 1st Notre Dame	Sept. 19, 2015

MOST FIELD GOALS ATTEMPTED, GAME

	FG	OPPONENT	DATE
1.	7	NC State	Oct. 20, 2001
2.	6	Navy	Nov. 18, 1972
3.	5	Duke	Nov. 1, 1958
	5	VMI	Nov. 10, 1973
	5	The Citadel	Sept. 18, 1982
	5	Clemson	Sept. 25, 1993
	5	Wake Forest	Sept. 14, 1996
	5	Maryland	Oct. 31, 1998
	5	Notre Dame	Sept. 1, 2007
	5	vs. Utah (OT)	Dec. 31, 2011

MOST FIELD GOALS ATTEMPTED, QUARTER

	FG	OPPONENT	DATE
1.	3	4th South Carolina	Oct. 7, 1978
	3	3rd The Citadel	Sept. 18, 1982
	3	4th Wake Forest	Sept. 14, 1996
	3	1st Florida State	Nov. 2, 1996
	3	4th Notre Dame	Sept. 6, 1997
	3	3rd vs. Miami	Jan. 1, 2000
	3	2nd North Carolina	Nov. 1, 2001
	3	2nd NC State	Oct. 4, 2003
	3	1st Notre Dame	Sept. 1, 2007

MOST FIELD GOALS ATTEMPTED, HALF

	FG	OPPONENT	DATE
1.	4	2nd The Citadel	Sept. 18, 1982
	4	1st Clemson	Sept. 25, 1993
	4	2nd Wake Forest	Sept. 14, 1996
	4	2nd NC State	Oct. 20, 2001
	4	1st NC State	Oct. 4, 2003
	4	1st Notre Dame	Sept. 1, 2007
7.	3	29 times	

MOST PATs MADE

	PAT	OPPONENT	DATE
1.	10	Navy	Sept. 8, 2001
	10	Elon	Aug. 31, 2013
3.	9	Wake Forest	Nov. 21, 1998
	9	Samford	Sept. 8, 2007
	9	Western Carolina	Sept. 1, 2011
	9	Kansas	Sept. 17, 2011
	9	Alabama A&M	Nov. 23, 2013
	9	Alcorn State	Sept. 3, 2015
	9	Tulane	Sept. 12, 2015
10.	8	eight times	

MOST PATs ATTEMPTED

	PAT	OPPONENT	DATE
1.	10	Navy	Sept. 8, 2001
	10	Elon	Aug. 31, 2013
	10	Alcorn State	Sept. 3, 2015
4.	9	Wake Forest	Nov. 21, 1998
	9	Samford	Sept. 8, 2007
	9	Western Carolina	Sept. 1, 2011
	9	Kansas	Sept. 17, 2011
	9	Alabama A&M	Nov. 23, 2013
	9	Tulane	Sept. 12, 2015
10.	8	eight times	

MOST PATs MISSED

	PAT	OPPONENT	DATE
1.	3	LSU	Oct. 13, 1956
	3	Tennessee	Oct. 11, 1958
	3	Duke	Oct. 30, 1993
4.	2	six times	

TWO-POINT CONVERSIONS ATTEMPTED

	2P	OPPONENT	DATE
1.	4	(1) Georgia	Nov. 27, 1975
2.	3	(3) Duke	Nov. 2, 1968
	3	(1) Notre Dame	Nov. 15, 1969
	3	(0) vs. Mississippi	Dec. 30, 1971
	3	(0) Clemson (OT)	Sept. 29, 2001
	3	(0) Virginia	Nov. 10, 2001
	3	(2) Georgia	Nov. 29, 2008
8.	2	18 times	

SAFETIES SCORED

	SAF	OPPONENT	DATE
1.	1	Tulane	Oct. 28, 1961
	1	vs. Texas Tech	Dec. 31, 1965
	1	Florida State	Sept. 19, 1970
	1	Florida State	Nov. 13, 1971
	1	Navy	Nov. 16, 1974
	1	Chattanooga	Nov. 9, 1985
	1	Wake Forest	Nov. 18, 1989
	1	Boston College	Sept. 14, 1991
	1	Georgia	Nov. 30, 1991
	1	NC State	Oct. 10, 1998
	1	Syracuse	Dec. 21, 2004
	1	Boston College	Sept. 6, 2008
	1	Tulane	Sept. 12, 2015

SAFETIES ALLOWED

	SAF	OPPONENT	DATE
1.	2	South Carolina	Sept. 11, 1971
2.	1	25 times, most recently: Clemson	Sept. 22, 2016

LONGEST KICKOFF RETURN FOR TOUCHDOWN

	YDS	OPPONENT	DATE
1.	100	Maryland	Oct. 31, 1998
	100	North Carolina	Nov. 10, 2012
3.	99	NC State	Oct. 11, 1986
4.	97	Notre Dame	Nov. 5, 1977
	97	Auburn	Oct. 21, 1978
	97	BYU	Oct. 27, 2012
7.	96	Pittsburgh	Oct. 8, 2016
8.	95	Georgia	Nov. 30, 1985
9.	93	Tennessee	Nov. 5, 1960
	93	Tulane	Oct. 27, 1962

MOST PUNT RETURNS FOR TOUCHDOWN

	PR	OPPONENT	DATE
1.	2	Navy	Oct. 23, 1965
2.	1	20 times	

LONGEST PUNT RETURN FOR TOUCHDOWN

	YDS	OPPONENT	DATE
1.	95	South Carolina	Sept. 16, 1972
2.	87	Auburn	Oct. 20, 1956
3.	86	Navy	Oct. 23, 1965
4.	85	Clemson	Sept. 10, 2009
5.	80	Virginia	Nov. 22, 2003
6.	78	Vanderbilt	Sept. 18, 1965
7.	77	Navy	Oct. 23, 1965
8.	75	Auburn	Oct. 20, 1962
9.	74	Tennessee	Oct. 11, 1958
10.	73	North Carolina	Nov. 15, 2003

LONGEST FUMBLE RETURN FOR TOUCHDOWN

	YDS	OPPONENT	DATE
1.	90	Wake Forest	Nov. 21, 1998
2.	60	Duke	Sept. 26, 1996
3.	54	Duke	Oct. 3, 1998
4.	43	NC State	Nov. 8, 2014
5.	42	North Carolina	Sept. 26, 1998
6.	40	Mississippi State	Oct. 3, 2009
7.	38	Virginia Tech	Sept. 30, 2006
	38	Kentucky	Dec. 31, 2016
9.	34	Virginia	Oct. 17, 1998
10.	32	Furman	Sept. 11, 1993
	32	Maryland	Oct. 6, 2007

MOST BLOCKED KICKS

	BLK	OPPONENT	DATE
1.	2	P/PAT Tulane	Oct. 26, 1957
	2	P/PAT Rice	Sept. 24, 1960
	2	P/P Tulane	Oct. 28, 1961
	2	PAT/PAT Notre Dame	Nov. 18, 1967
	2	FG/FG Auburn	Oct. 18, 1969
	2	FG/FG Georgia	Nov. 27, 1975
	2	FG/FG Boston College	Sept. 14, 1991
	2	P/P Connecticut	Nov. 13, 2004
	2	FG/PAT vs. Mississippi	Dec. 30, 2013

TOTAL OFFENSE

MOST FIRST DOWNS

	FD	OPPONENT	DATE
1.	34	Virginia	Nov. 9, 2000
2.	32	Georgia	Nov. 27, 2010
	32	Georgia	Nov. 29, 2014
4.	31	The Citadel	Sept. 22, 1984
	31	Clemson	Oct. 28, 2000
6.	30	NC State	Oct. 11, 1986
	30	NC State	Oct. 30, 1999
	30	Boston College	Oct. 20, 2012
	30	NC State	Nov. 8, 2014
10.	29	14 times, most recently: North Carolina	Oct. 18, 2014

MOST FIRST DOWNS BY RUSHING

	FD	OPPONENT	DATE
1.	27	Georgia	Nov. 29, 2014
2.	26	VMI	Oct. 11, 1975
	26	Georgia	Nov. 27, 2010
4.	25	South Carolina	Sept. 14, 1974
	25	Virginia	Oct. 2, 1976
6.	24	Middle Tennessee	Sept. 10, 2011
	24	Boston College	Oct. 20, 2012
	24	NC State	Nov. 8, 2014
9.	23	Texas Tech	Dec. 31, 1965
	23	Auburn	Oct. 18, 1975
	23	Clemson	Dec. 5, 2009
	23	Virginia	Oct. 9, 2010
	23	Pittsburgh	Oct. 25, 2014

MOST FIRST DOWNS BY PASSING

	FD	OPPONENT	DATE
1.	22	Clemson	Oct. 28, 2000
	22	Virginia	Nov. 10, 2001
3.	18	Duke	Oct. 16, 1999
4.	17	Rice	Sept. 30, 1972
	17	Virginia	Oct. 15, 1994
6.	16	Maryland	Oct. 22, 1994
	16	Virginia	Nov. 9, 2000
	16	Maryland	Oct. 17, 2002
	16	Virginia	Oct. 26, 2002
	16	NC State	Oct. 4, 2003
	16	NC State	Oct. 6, 2005

MOST FIRST DOWNS BY PENALTY

	FD	OPPONENT	DATE
1.	5	Duke	Nov. 16, 2002
	5	South Carolina State	Sept. 4, 2010
	5	Virginia Tech	Nov. 12, 2015
4.	4	22 times	

FEWEST FIRST DOWNS

	FD	OPPONENT	DATE
1.	4	Vanderbilt	Sept. 18, 1965
2.	5	Georgia	Nov. 28, 1964
3.	6	Rice	Sept. 24, 1960
	6	Alabama	Nov. 18, 1961
	6	Notre Dame	Nov. 14, 1970
	6	North Carolina	Oct. 4, 1980
	6	Virginia Tech	Sept. 24, 2005
8.	7	Florida	Nov. 23, 1957
	7	Kentucky	Sept. 19, 1959
	7	Duke	Oct. 29, 1960
	7	Auburn	Oct. 21, 1967
	7	Notre Dame	Nov. 8, 1975

FEWEST FIRST DOWNS BY RUSHING

	FD	OPPONENT	DATE
1.	0	Miami	Sept. 28, 1968
	0	North Carolina	Oct. 4, 1980
	0	Arizona	Sept. 1, 1994
4.	1	Florida State	Nov. 5, 1994
	1	Virginia	Oct. 5, 1996
6.	2	Alabama	Nov. 18, 1961
	2	Notre Dame	Nov. 16, 1968
	2	Notre Dame	Nov. 14, 1970
	2	Georgia	Nov. 24, 1979
	2	Clemson	Sept. 26, 1987
	2	Virginia	Oct. 15, 1994
	2	Virginia Tech	Sept. 24, 2005

FEWEST FIRST DOWNS BY PASSING

	FD	OPPONENT	DATE
1.	0	17 times, most recently: South Carolina State, Sept. 4, 2010	

BIGGEST FIRST-DOWN MARGIN

	MAR	OPPONENT	DATE
1.	22	28-6 Texas A&M	Sept. 17, 1966
2.	21	26-5 Tulane	Oct. 27, 1956
	21	31-10 The Citadel	Sept. 22, 1984
4.	19	29-10 Wake Forest	Sept. 14, 1996
	19	34-15 Virginia	Nov. 9, 2000
6.	18	29-11 Virginia	Oct. 2, 1976
7.	17	22-5 Miami	Sept. 26, 1964
	17	26-9 Navy	Nov. 7, 1970
	17	27-10 VMI	Oct. 11, 1975
	17	23-6 Connecticut	Sept. 17, 2005

MOST TOTAL OFFENSE YARDS, GAME

	YDS	OPPONENT	DATE
1.	768	Kansas	Sept. 17, 2011
2.	712	Presbyterian	Sept. 8, 2012
3.	662	Western Carolina	Sept. 1, 2011
4.	627	Virginia	Nov. 9, 2000
5.	623	The Citadel	Sept. 22, 1984
6.	612	Pittsburgh	Oct. 25, 2014
7.	611	North Carolina	Oct. 18, 2014
8.	610	Maryland	Oct. 9, 1993
9.	605	Duke	Oct. 29, 2016
10.	600	VMI	Oct. 11, 1975

MOST TOTAL OFFENSE YARDS, HALF

	YDS	OPPONENT	DATE
1.	431	2nd Kansas	Sept. 17, 2011
2.	418	2nd Maryland	Oct. 9, 1993
3.	407	1st Boston College	Oct. 20, 2012
4.	398	1st The Citadel	Sept. 22, 1984
5.	394	1st Western Carolina	Sept. 1, 2011
6.	390	2nd Air Force	Nov. 11, 1978
7.	386	1st Virginia	Sept. 15, 2012
8.	373	1st Maryland	Nov. 18, 2000
9.	369	1st Wake Forest	Oct. 14, 2000
10.	363	2nd Virginia	Nov. 3, 1990

FEWEST TOTAL OFFENSE YARDS, GAME

	YDS	OPPONENT	DATE
1.	96	Alabama	Nov. 18, 1961
2.	97	Rice	Sept. 24, 1960
3.	110	Florida State	Oct. 2, 1993
4.	112	Auburn	Oct. 18, 1958
5.	115	Duke	Oct. 31, 1959
6.	116	North Carolina	Oct. 4, 1980
7.	119	Notre Dame	Nov. 16, 1968
8.	122	Vanderbilt	Sept. 18, 1965
9.	124	Clemson	Sept. 22, 2016
10.	125	Duke	Oct. 29, 1960
	125	Notre Dame	Nov. 5, 1977

FEWEST TOTAL OFFENSE YARDS, HALF

	YDS	OPPONENT	DATE
1.	-3	2nd Navy	Oct. 23, 1965
2.	0	2nd Miami	Sept. 28, 1968
3.	10	2nd Notre Dame	Nov. 8, 1980
4.	18	2nd Alabama	Nov. 17, 1962
	18	1st Duke	Nov. 1, 1980
6.	20	1st Notre Dame	Nov. 14, 1970
7.	21	2nd Tulane	Oct. 28, 1961
	21	2nd Florida State	Oct. 2, 1993
9.	22	1st Clemson	Sept. 22, 2016
10.	23	1st Tennessee	Oct. 11, 1969

MOST OFFENSIVE PLAYS

	PL	OPPONENT	DATE
1.	97	South Carolina	Sept. 12, 1970
	97	Clemson	Oct. 28, 2000
3.	94	Tennessee	Oct. 12, 1968
	94	Virginia	Nov. 9, 2000
5.	92	Rice	Sept. 30, 1972
	92	Virginia	Oct. 2, 1976
	92	Virginia	Oct. 13, 1984
	92	Maryland	Oct. 22, 1994
	92	Georgia	Nov. 27, 2010
10.	91	NC State	Oct. 6, 2005

FEWEST OFFENSIVE PLAYS

	PL	OPPONENT	DATE
1.	38	Duke	Oct. 29, 1960
2.	41	Vanderbilt	Sept. 18, 1965
	41	Virginia	Nov. 19, 2016
4.	42	Rice	Sept. 24, 1960
5.	43	Georgia	Nov. 28, 1964
6.	44	Florida	Nov. 23, 1957
	44	Auburn	Oct. 18, 1958
	44	Kentucky	Sept. 19, 1959
	44	Tennessee	Oct. 10, 1959
	44	Georgia	Nov. 27, 1975

HIGHEST AVERAGE PER PLAY

	AVG	OPPONENT	DATE
1.	13.5	Kansas	Sept. 17, 2011
2.	10.3	Western Carolina	Sept. 1, 2011
3.	9.9	Presbyterian	Sept. 8, 2012
	9.9	Duke	Oct. 29, 2016
5.	9.7	Alcorn State	Sept. 3, 2015
6.	9.6	Virginia	Sept. 15, 2012
7.	9.5	Air Force	Nov. 11, 1978
8.	9.1	Elon	Aug. 31, 2013
9.	8.8	Pittsburgh	Oct. 17, 2015
10.	8.7	Tulane	Sept. 12, 2015

LOWEST AVERAGE PER PLAY

	AVG	OPPONENT	DATE
1.	2.1	Alabama	Nov. 18, 1961
	2.1	Notre Dame	Nov. 8, 1980
3.	2.2	Tennessee	Oct. 8, 1966
	2.2	Tennessee	Oct. 9, 1971
	2.2	Florida State	Oct. 2, 1993
6.	2.3	Duke	Oct. 31, 1959
	2.3	Rice	Sept. 24, 1960
	2.3	Notre Dame	Nov. 16, 1968
	2.3	North Carolina	Oct. 4, 1980
	2.3	Auburn	Oct. 16, 1982

RUSHING**MOST RUSHING YARDS**

YDS	OPPONENT	DATE
1. 604	Kansas	Sept. 17, 2011
2. 558	VMI	Oct. 11, 1975
3. 518	Tulane	Oct. 22, 1977
4. 510	Air Force	Nov. 11, 1978
5. 487	South Carolina	Sept. 14, 1974
6. 479	NC State	Nov. 8, 2014
7. 477	Virginia	Oct. 9, 2010
8. 476	Alcorn State	Sept. 3, 2015
9. 472	Miami	Nov. 20, 2008
10. 469	Presbyterian	Sept. 8, 2012

FEWEST RUSHING YARDS

YDS	OPPONENT	DATE
1. -42	Notre Dame	Nov. 16, 1968
2. -3	Navy	Nov. 9, 1968
3. 2	Georgia	Nov. 30, 1968
4. 5	Florida State	Nov. 5, 1994
5. 12	Purdue	Dec. 25, 1978
6. 13	Navy	Oct. 9, 1964
7. 19	Virginia	Oct. 15, 1994
8. 20	Arizona	Sept. 1, 1994
9. 24	Georgia	Nov. 27, 2004
10. 27	Georgia	Dec. 2, 1972

MOST RUSHING ATTEMPTS

ATT	OPPONENT	DATE
1. 86	Virginia	Oct. 2, 1976
2. 82	VMI	Oct. 11, 1975
3. 79	vs. Texas Tech	Dec. 31, 1965
79	Auburn	Oct. 18, 1975
5. 77	Georgia	Nov. 27, 2010
6. 76	Boston College	Oct. 20, 2012
7. 75	Tulane	Oct. 25, 1975
8. 74	Virginia	Oct. 9, 2010
9. 72	Georgia	Nov. 30, 1974
72	Miami	Sept. 20, 1975
72	Duke	Nov. 17, 2012

FEWEST RUSHING ATTEMPTS

ATT	OPPONENT	DATE
1. 19	Arizona	Sept. 1, 1994
19	North Carolina	Oct. 8, 1994
3. 20	Alabama	Sept. 8, 1979
20	Georgia	Nov. 24, 1979
5. 21	Wake Forest	Oct. 5, 2002
6. 22	Georgia	Nov. 30, 2002
7. 23	BYU	Aug. 28, 2003
8. 24	Duke	Oct. 31, 1987
24	South Carolina	Sept. 23, 1989
10. 25	Alabama	Nov. 18, 1961
25	Virginia Tech	Sept. 24, 2005

HIGHEST AVERAGE PER RUSH

AVG	OPPONENT	DATE
1. 12.1	Kansas	Sept. 17, 2011
2. 11.3	Air Force	Nov. 11, 1978
3. 9.4	Pittsburgh	Oct. 17, 2015
4. 9.2	Virginia	Sept. 15, 2012
9.2	Alcorn State	Sept. 3, 2015
6. 8.6	Maryland	Oct. 9, 1993
7. 8.4	Miami	Nov. 20, 2008
8. 8.2	Alabama A&M	Nov. 23, 2013
9. 8.1	Mississippi State	Sept. 20, 2008
8.1	Presbyterian	Sept. 8, 2012
11. 7.8	Clemson	Oct. 3, 1970
7.8	Troy	Sept. 16, 2006
7.8	Tulane	Sept. 12, 2015

LOWEST AVERAGE PER RUSH

AVG	OPPONENT	DATE
1. -1.3	Notre Dame	Nov. 16, 1968
2. -0.1	Navy	Nov. 9, 1968
3. 0.1	Georgia	Nov. 30, 1968
4. 0.2	Florida State	Nov. 5, 1994
5. 0.3	Navy	Oct. 9, 1964
6. 0.4	Purdue	Dec. 25, 1978
7. 0.6	Georgia	Dec. 2, 1972
0.6	Virginia	Oct. 15, 1994
9. 0.7	Georgia	Nov. 27, 2004
10. 0.9	Miami	Sept. 28, 1968
0.9	Notre Dame	Nov. 14, 1970
0.9	North Carolina	Oct. 30, 1997

PASSING**MOST PASS COMPLETIONS**

CMP	OPPONENT	DATE
1. 39	Virginia	Nov. 10, 2001
2. 35	Clemson	Oct. 28, 2000
3. 30	Maryland	Oct. 17, 2002
4. 29	Virginia	Nov. 9, 2000
5. 28	Wake Forest	Nov. 12, 1988
28	Virginia	Sept. 19, 1992
7. 27	Navy	Nov. 9, 1968
27	Georgia	Nov. 29, 1980
27	Georgia	Dec. 5, 1981
27	Maryland	Oct. 22, 1994
27	Duke	Nov. 8, 2003

MOST PASS COMPLETIONS WITHOUT INTERCEPTION

CMP	OPPONENT	DATE
1. 35	Clemson	Oct. 28, 2000
2. 30	Maryland	Oct. 17, 2002
3. 29	Virginia	Nov. 9, 2000
4. 26	Virginia	Oct. 26, 2002
5. 25	North Carolina	Sept. 10, 2005
6. 24	NC State	Oct. 23, 1993
24	North Carolina	Oct. 8, 1994
24	NC State	Oct. 20, 2001
24	NC State	Oct. 4, 2003
10. 23	three times	

FEWEST PASS COMPLETIONS

CMP	OPPONENT	DATE
1. 0	Florida	Nov. 24, 1956
0	Tennessee	Nov. 5, 1960
0	Georgia	Dec. 2, 1961
0	Michigan State	Sept. 18, 1971
0	Notre Dame	Nov. 8, 1975
0	South Carolina	Sept. 11, 1976
0	Notre Dame	Nov. 6, 1976
0	Miami	Sept. 17, 1977
0	Tennessee	Oct. 8, 1977
0	Duke	Oct. 29, 1977
0	Georgia	Nov. 26, 1977

MOST PASS ATTEMPTS

ATT	OPPONENT	DATE
1. 63	Tennessee	Oct. 12, 1968
2. 57	Clemson	Oct. 28, 2000
3. 55	Virginia	Nov. 10, 2001
4. 53	Maryland	Oct. 17, 2002
53	NC State	Oct. 6, 2005
6. 52	Navy	Nov. 9, 1968
7. 50	Virginia	Sept. 19, 1992
50	Florida State	Nov. 5, 1994
50	Maryland	Oct. 22, 1994
10. 49	Georgia	Dec. 5, 1981
49	Duke	Oct. 31, 1987

FEWEST PASS ATTEMPTS

ATT	OPPONENT	DATE
1. 0	Notre Dame	Nov. 6, 1976
0	Tennessee	Oct. 8, 1977
3. 1	Tennessee	Nov. 5, 1960
1	Georgia	Nov. 30, 1974
1	Miami	Sept. 17, 1977
1	Air Force	Oct. 1, 1977
1	Georgia	Nov. 26, 1977
8. 2	Clemson	Sept. 27, 1975
2	Duke	Oct. 29, 1977
10. 3	three times	

MOST PASSES HAD INTERCEPTED

INT	OPPONENT	DATE
1. 7	Wake Forest	Nov. 21, 1987
2. 6	Fresno State	Dec. 31, 2002
3. 5	Tennessee	Nov. 7, 1964
5	Rice	Sept. 30, 1992
5	Duke	Oct. 30, 1976
5	Virginia Tech	Nov. 1, 2007
7. 4	14 times	

MOST YARDS PASSING

YDS	OPPONENT	DATE
1. 486	Virginia	Nov. 10, 2001
2. 454	Clemson	Oct. 28, 2000
3. 416	Duke	Oct. 31, 1987
4. 387	Maryland	Sept. 30, 1999
387	Florida State	Sept. 11, 1999
6. 373	The Citadel	Sept. 12, 1987
7. 371	Rice	Sept. 30, 1972
8. 365	Western Carolina	Sept. 1, 2011
9. 361	Navy	Nov. 17, 1979
10. 354	Maryland	Nov. 18, 2000

FEWEST YARDS PASSING

YDS	OPPONENT	DATE
1. 0	Florida	Nov. 24, 1956
0	Tennessee	Nov. 5, 1960
0	Georgia	Dec. 2, 1961
0	Michigan State	Sept. 18, 1971
0	Notre Dame	Nov. 8, 1975
0	South Carolina	Sept. 11, 1976
0	Notre Dame	Nov. 6, 1976
0	Miami	Sept. 17, 1977
0	Tennessee	Oct. 8, 1977
0	Duke	Oct. 29, 1977
0	Georgia	Nov. 26, 1977

HIGHEST COMPLETION PERCENTAGE NO MINIMUM

YDS	OPPONENT	DATE
1. 1.000	3-3 vs. Pittsburgh	Dec. 29, 1956
1.000	1-1 Georgia	Nov. 30, 1974
1.000	2-2 Clemson	Sept. 27, 1975
1.000	1-1 Air Force	Oct. 1, 1977
5. .880	22-25 Florida State	Sept. 11, 1999
6. .857	6-7 Tulane	Oct. 26, 1974
7. .833	10-12 Samford	Sept. 8, 2007
.833	5-6 Duke	Oct. 31, 1964
9. .808	21-26 Virginia	Nov. 8, 1997
10. .800	Seven times, most recently: 4-5 Alcorn State	Sept. 3, 2015

HIGHEST COMPLETION PERCENTAGE MIN 30 ATTEMPTS

YDS	OPPONENT	DATE
1. .733	22-30 Clemson	Nov. 13, 1999
.733	22-30 Duke	Nov. 15, 1997

HIGHEST COMPLETION PERCENTAGE MIN 40 ATTEMPTS

YDS	OPPONENT	DATE
1. .709	39-55 Virginia	Nov. 10, 2001

LOWEST COMPLETION PERCENTAGE NO MINIMUM

YDS	OPPONENT	DATE
1. .000	0-8 Florida	Nov. 24, 1956
.000	0-1 Tennessee	Nov. 5, 1960
.000	0-6 Georgia	Dec. 2, 1961
.000	0-10 Michigan State	Sept. 18, 1971
.000	0-4 Notre Dame	Nov. 8, 1975
.000	0-8 South Carolina	Sept. 11, 1976
.000	0-0 Notre Dame	Nov. 6, 1976
.000	0-1 Miami	Sept. 17, 1977
.000	0-0 Tennessee	Oct. 8, 1977
.000	0-2 Duke	Oct. 29, 1977
.000	0-1 Georgia	Nov. 26, 1977

LOWEST COMPLETION PERCENTAGE MIN 20 ATTEMPTS

PCT	OPPONENT	DATE
1. .273	6-22 Georgia	Nov. 25, 2006
.273	6-22 Tulane	Oct. 28, 1967
.273	6-22 Duke	Sept. 26, 2015

LOWEST COMPLETION PERCENTAGE MIN 30 ATTEMPTS

PCT	OPPONENT	DATE
1. .311	14-45 Wake Forest	Nov. 21, 1987
2. .314	11-35 Notre Dame	Nov. 18, 1967

HIGHEST AVERAGE PER ATTEMPT

AVG	OPPONENT	DATE
1. 42.0	Air Force	Oct. 1, 1977
2. 23.4	Kansas	Sept. 17, 2011
3. 22.8	Western Carolina	Sept. 1, 2011
4. 21.4	Middle Tennessee	Sept. 10, 2011
5. 19.4	Duke	Nov. 14, 2009
6. 19.0	Mississippi State	Oct. 3, 2009
19.0	North Carolina	Sept. 18, 2010
8. 18.6	Tulane	Oct. 26, 1974
18.6	Duke	Oct. 29, 2016
10. 17.6	Syracuse	Oct. 19, 2013
17.6	Wofford	Aug. 30, 2014

LOWEST AVERAGE PER ATTEMPT

AVG	OPPONENT	DATE
1. 0.0	0-8 Florida	Nov. 24, 1956
0.0	0-1 Tennessee	Nov. 5, 1960
0.0	0-6 Georgia	Dec. 2, 1961
0.0	0-10 Michigan State	Sept. 18, 1971
0.0	0-4 Notre Dame	Nov. 8, 1975
0.0	0-8 South Carolina	Sept. 11, 1976
0.0	0-1 Miami	Sept. 17, 1977
0.0	0-2 Duke	Oct. 29, 1977
0.0	0-1 Georgia	Nov. 26, 1977
10. 1.3	vs. Iowa	Jan. 5, 2010

HIGHEST AVERAGE PER COMPLETION

AVG	OPPONENT	DATE
1. 51.0	(1) Virginia Tech	Oct. 17, 2009
2. 45.0	(2) Duke	Nov. 20, 2010
3. 44.0	(3) Miami (07)	Sept. 22, 2012
4. 43.0	(1) Tulane	Oct. 22, 1977
5. 42.0	(1) Florida State	Oct. 4, 1975
42.0	(1) Air Force	Oct. 1, 1977
7. 41.0	(4) Kansas	Sept. 17, 2011
8. 40.0	Gardner-Webb	Oct. 11, 2008
40.0	(2) Virginia Tech	Nov. 4, 2010
10. 37.5	(2) Georgia	Nov. 27, 1975

LOWEST AVERAGE PER COMPLETION

AVG	OPPONENT	DATE
1. 2.7	vs. Tulsa	Jan. 4, 2004
2. 3.0	Pittsburgh	Sept. 21, 1974
3. 4.4	vs. Stanford	Dec. 25, 1991
4. 5.0	Notre Dame	Nov. 18, 1967
5.0	Tulane	Sept. 6, 2014
6. 5.5	Auburn	Oct. 15, 1977
7. 5.6	Florida State	Oct. 2, 1993
8. 5.8	Notre Dame	Nov. 8, 1980
9. 6.0	Georgia	Nov. 30, 1974
6.0	vs. Iowa	Jan. 5, 2010
6.0	South Carolina State	Sept. 4, 2010

MOST RECEIVERS TO CATCH PASS

NO	OPPONENT	DATE
1. 12	Georgia	Dec. 5, 1981
2. 11	Auburn	Oct. 18, 1986
11	Chattanooga	Sept. 22, 1990
11	Penn State	Aug. 28, 1991
11	Virginia	Sept. 19, 1992
11	Furman	Sept. 11, 1993
11	Duke	Sept. 24, 1994
11	Virginia	Nov. 9, 2000
9. 10	seven times	

TURNOVERS

MOST FUMBLES

FUM	OPPONENT	DATE
1. 9	Miami	Nov. 21, 2015
2. 8	SMU	Sept. 28, 1957
8	Kentucky	Sept. 20, 1958
8	Clemson	Oct. 7, 1967
5. 7	Tennessee	Oct. 12, 1968
7	Tennessee	Sept. 9, 1972
7	VMI	Oct. 11, 1975
7	vs. LSU	Dec. 29, 2000
9. 6	17 times	

MOST FUMBLES LOST

FUM	OPPONENT	DATE
1. 6	Tennessee	Oct. 12, 1968
2. 5	Tulane	Oct. 26, 1957
5	Clemson	Oct. 3, 1970
5	Tennessee	Sept. 9, 1972
5	Duke	Oct. 30, 1976
6. 4	17 times	

MOST TURNOVERS

TO	OPPONENT	DATE
1. 10	Duke	Oct. 30, 1976
2. 8	Tennessee	Oct. 12, 1968
8	Clemson	Oct. 3, 1970
8	Tennessee	Sept. 9, 1972
8	Rice	Sept. 30, 1972
8	Wake Forest	Nov. 21, 1987
7. 7	Tennessee	Oct. 11, 1969
7	Notre Dame	Nov. 15, 1969
7	Tennessee	Oct. 10, 1970
7	Fresno State	Dec. 31, 2002

MOST TOTAL PLAYS WITHOUT A TURNOVER

PL	OPPONENT	DATE
1. 97	Clemson	Oct. 28, 2000
2. 94	Virginia	Nov. 9, 2000
3. 91	Boston College	Oct. 20, 2012
4. 88	Wake Forest	Sept. 14, 1996
5. 86	Duke	Nov. 17, 2012
6. 83	Clemson	Sept. 29, 1973
83	Clemson	Dec. 5, 2009
8. 82	NC State	Oct. 11, 1997
9. 81	four times	

PUNTING

MOST PUNTS

P	OPPONENT	DATE
1. 12	Clemson	Oct. 7, 1967
12	Notre Dame	Nov. 14, 1970
12	Clemson	Sept. 26, 1987
12	Florida State	Oct. 18, 1997
5. 11	nine times	

FEWEST PUNTS

P	OPPONENT	DATE
1. 0	Maryland	Nov. 22, 1997
0	Virginia	Nov. 9, 2000
0	Florida State	Oct. 10, 2009
0	Georgia	Nov. 28, 2009
0	Clemson	Dec. 5, 2009
0	NC State	Nov. 8, 2014
7. 1	20 times, most recently: Pittsburgh	Oct. 8, 2016

MOST PUNT YARDS

YDS	OPPONENT	DATE
1. 553	Florida State	Oct. 18, 1997
2. 505	Clemson	Sept. 26, 1987
3. 464	Virginia Tech	Sept. 24, 2005
4. 454	Clemson	Oct. 7, 1967
454	Auburn	Oct. 16, 1982
6. 453	Boston College	Sept. 15, 2007
7. 443	Notre Dame	Nov. 14, 1970
8. 440	North Carolina	Oct. 4, 1980
9. 434	Notre Dame	Nov. 7, 1981
10. 425	Vanderbilt	Sept. 18, 1965

FEWEST PUNT YARDS

YDS	OPPONENT	DATE
1. 0	Maryland	Nov. 22, 1997
0	Virginia	Nov. 9, 2000
0	Florida State	Oct. 10, 2009
0	Georgia	Nov. 28, 2009
0	Clemson	Dec. 5, 2009
0	NC State	Nov. 8, 2014
7. 23	North Carolina	Oct. 3, 2015
8. 26	Virginia	Nov. 8, 1997
9. 33	NC State	Oct. 30, 1999
10. 34	Navy	Nov. 23, 1996
34	North Carolina	Sept. 18, 2010

HIGHEST PUNTING AVERAGE MINIMUM 2 ATTEMPTS

AVG	OPPONENT	DATE
1. 55.5	Clemson (07)	Sept. 29, 2001
2. 55.0	Boston College	Oct. 4, 1997
3. 54.5	Duke	Nov. 15, 1997
54.5	Duke	Oct. 16, 1999
5. 52.7	NC State	Oct. 11, 1997
6. 52.5	Duke	Sept. 14, 2013
7. 52.2	Virginia	Nov. 19, 2016
8. 52.0	NC State	Oct. 1, 1994
52.0	Middle Tennessee	Sept. 10, 2011
10. 51.8	Florida State	Oct. 24, 1998
51.8	North Carolina	Nov. 17, 2007

LOWEST PUNTING AVERAGE MINIMUM 2 ATTEMPTS

AVG	OPPONENT	DATE
1. 13.4	Auburn	Oct. 19, 1974
2. 19.3	Georgia	Nov. 29, 2003
3. 24.3	Alabama	Nov. 17, 1956
4. 24.5	Alabama A&M	Nov. 23, 2013
5. 25.0	Maryland	Nov. 18, 2000
6. 25.1	Georgia	Nov. 26, 1988
7. 25.6	Army	Sept. 25, 1971
8. 25.8	NC State	Oct. 4, 2003
9. 26.2	Miami	Jan. 1, 2000
10. 27.4	Virginia	Sept. 19, 1992

PUNT RETURNS

MOST PUNT RETURNS

	PR	OPPONENT	DATE
1.	9	The Citadel	Sept. 1, 2001
2.	8	Tulane	Oct. 28, 1961
	8	Florida	Sept. 29, 1962
	8	Duke	Oct. 6, 2001
	8	Florida State	Nov. 9, 2002
	8	Duke	Nov. 16, 2002
	8	Samford	Sept. 9, 2006
	8	Samford	Sept. 8, 2007
9.	7	11 times	

MOST PUNT RETURN YARDS

	YDS	OPPONENT	DATE
1.	249	Navy	Oct. 23, 1965
2.	197	Duke	Oct. 29, 1966
3.	149	Auburn	Oct. 20, 1962
4.	136	South Carolina	Sept. 16, 1972
5.	134	Florida State	Sept. 19, 1970
6.	120	Tennessee	Oct. 11, 1958
7.	117	Virginia	Oct. 17, 1998
8.	115	Samford	Sept. 8, 2007
9.	111	North Carolina	Nov. 1, 2001
10.	110	Vanderbilt	Aug. 31, 2002

HIGHEST RETURN AVERAGE MINIMUM 2 RETURNS

	AVG	OPPONENT	DATE
1.	68.0	South Carolina	Sept. 16, 1972
2.	60.0	Tennessee	Oct. 11, 1958
3.	49.8	Navy	Oct. 23, 1965
4.	49.7	Auburn	Oct. 20, 1962
5.	42.0	Virginia	Nov. 22, 2003
	42.0	Miami (OT)	Sept. 22, 2012
7.	37.5	North Carolina	Nov. 15, 2003
8.	36.5	Citadel	Sept. 30, 1978
	36.5	Wake Forest	Nov. 21, 1998
10.	33.7	Duke	Oct. 31, 1992

LOWEST RETURN AVERAGE MINIMUM 2 RETURNS

	AVG	OPPONENT	DATE
1.	-14.5	Georgia (OT)	Nov. 27, 1999
2.	-4.6	Miami	Nov. 19, 2005
3.	-4.0	vs. Air Force	Dec. 27, 2010
4.	-3.5	NC State	Oct. 23, 1993
5.	-1.5	Auburn	Oct. 18, 1975
	-1.5	Vanderbilt	Oct. 31, 2009
7.	-1.0	vs. Utah	Dec. 29, 2005
	-1.0	Virginia	Sept. 21, 2006
9.	-0.5	Florida State	Nov. 13, 1971
	-0.5	Duke	Oct. 4, 2008

KICK RETURNS

MOST KICKOFF RETURNS

	KR	OPPONENT	DATE
1.	11	Notre Dame	Nov. 5, 1977
2.	9	Georgia	Nov. 30, 2002
	9	Clemson	Nov. 14, 2013
4.	8	Duke	Nov. 2, 1968
	8	Duke	Oct. 31, 1987
	8	Virginia	Nov. 6, 1999
7.	7	17 times	

FEWEST KICKOFF RETURNS

	KR	OPPONENT	DATE
1.	0	28 times, most recently: Miami	Oct. 1, 2016

MOST KICKOFF RETURN YARDS

	YDS	OPPONENT	DATE
1.	284 (11)	Notre Dame	Nov. 5, 1977
2.	236 (6)	Duke	Oct. 27, 1990
3.	230 (7)	North Carolina	Nov. 10, 2012
4.	204 (7)	Middle Tennessee	Sept. 29, 2012
5.	184 (6)	Duke	Oct. 28, 1989
6.	182 (6)	BYU	Oct. 27, 2012
7.	178 (7)	Georgia	Nov. 27, 1975
8.	173 (7)	NC State	Sept. 25, 2010
9.	171 (4)	Clemson	Oct. 13, 1990
10.	170 (7)	Virginia	Sept. 16, 1993

HIGHEST RETURN AVERAGE MINIMUM 2 ATTEMPTS

	AVG	OPPONENT	DATE
1.	60.5	Tulane	Oct. 26, 1957
2.	57.5	Auburn	Oct. 21, 1978
3.	52.0	Maryland	Oct. 31, 1998
4.	48.5	Tulane	Oct. 27, 1962
5.	47.3	Samford	Sept. 8, 2007
6.	46.3	Duke	Nov. 14, 2009
7.	45.0	Western Carolina	Nov. 4, 1989
8.	42.8	Clemson	Oct. 13, 1990
9.	39.2	Duke	Oct. 27, 1990
10.	38.5	Georgia	Dec. 1, 1962
	38.5	NC State	Oct. 4, 2003

LOWEST RETURN AVERAGE MINIMUM 2 ATTEMPTS

	AVG	OPPONENT	DATE
1.	0.0 (2)	USC	Sept. 22, 1961
2.	3.5 (2)	Jacksonville State	Aug. 28, 2008
3.	5.0 (2)	Clemson	Sept. 24, 1983
4.	6.5 (2)	Middle Tennessee	Oct. 16, 2010
5.	7.0 (4)	North Carolina	Oct. 20, 1990
6.	7.5 (2)	Georgia	Dec. 2, 1961
	7.5 (2)	New Mexico State	Sept. 12, 1998
8.	7.6 (5)	Iowa State	Dec. 18, 1972
9.	7.7 (3)	Georgia	Nov. 30, 1974
10.	8.0	four times	

DEFENSE

MOST INTERCEPTIONS

	INT	OPPONENT	DATE
1.	5	Duke	Nov. 1, 1969
	5	Tulane	Oct. 24, 1970
	5	VMI	Nov. 10, 1973
	5	Chattanooga	Sept. 22, 1990
5.	4	20 times	

MOST INTERCEPTION RETURN YARDS

	YDS	OPPONENT	DATE
1.	173 (3)	Elon	Aug. 31, 2013
2.	147 (3)	Clemson	Nov. 15, 2014
3.	139 (3)	Tulane	Oct. 22, 1966
4.	137 (4)	Wake Forest	Nov. 17, 1990
5.	135 (3)	Notre Dame	Nov. 15, 1969
6.	126 (2)	Samford	Sept. 9, 2006
7.	119 (2)	NC State	Nov. 8, 2014
8.	117 (2)	Western Carolina	Sept. 10, 2004
9.	95 (2)	NC State	Sept. 9, 1989
10.	93 (5)	Tulane	Oct. 24, 1970

MOST FUMBLE RETURNS

	FR	OPPONENT	DATE
1.	3 (0)	UCF	Oct. 26, 1996
2.	2 (0)	NC State	Nov. 11, 1995
	2 (28)	New Mexico State	Sept. 12, 1998
	2 (90)	Wake Forest	Nov. 21, 1998
	2 (24)	Maryland	Oct. 23, 2003
	2 (10)	Miami	Oct. 28, 2006
	2 (2)	Alabama A&M	Nov. 23, 2013

MOST FUMBLE RETURN YARDS

	YDS	OPPONENT	DATE
1.	90 (2)	Wake Forest	Nov. 21, 1998
2.	60 (1)	Duke	Sept. 26, 1996
3.	54 (1)	Duke	Oct. 3, 1998
4.	43 (1)	NC State	Nov. 8, 2014
5.	42 (1)	North Carolina	Sept. 26, 1998
6.	40 (1)	Mississippi State	Oct. 3, 2009
7.	38 (1)	Virginia Tech	Sept. 30, 2006
	38 (1)	Kentucky	Dec. 31, 2016
9.	34 (1)	Virginia	Oct. 17, 1998
10.	32 (1)	Maryland	Oct. 6, 2007

MOST TACKLES FOR LOSS

	TFL	OPPONENT	DATE
1.	19	Notre Dame	Sept. 1, 2007
2.	18	Auburn	Sept. 6, 2003
3.	17	Maryland	Nov. 22, 1997
	17	Clemson (OT)	Sept. 29, 2001
5.	16	NC State	Oct. 4, 2003
6.	15	Florida State	Dec. 1, 2001
	15	NC State	Nov. 6, 2004
8.	14	Navy	Sept. 16, 2000
	14	Gardner-Webb	Oct. 11, 2008
10.	13	four times	

MOST PASS BREAK-UPS

	PBU	OPPONENT	DATE
1.	19	Chattanooga	Nov. 9, 1985
2.	18	Tulane	Oct. 25, 1975
3.	15	Tulane	Oct. 23, 1971
4.	14	Maryland	Sept. 28, 1995
5.	12	Tulane	Nov. 8, 1969
	12	Western Carolina	Oct. 12, 1985
7.	11	Florida State	Oct. 4, 1975
	11	Tulane	Oct. 22, 1977
	11	Wake Forest	Nov. 4, 1995
	11	Georgia	Nov. 25, 2000
	11	BYU	Sept. 21, 2002

MOST SACKS

	SKS	OPPONENT	DATE
1.	11	Maryland	Oct. 6, 1990
	11	Maryland	Oct. 9, 1993
3.	9	NC State	Sept. 14, 1985
	9	Notre Dame	Sept. 1, 2007
5.	8	NC State	Oct. 3, 1992
	8	Duke	Oct. 21, 2000
	8	Duke	Nov. 10, 2007
8.	7	10 times	

MOST SACK YARDS

	YDS	OPPONENT	DATE
1.	70 (7)	vs. Tulsa	Jan. 4, 2004
2.	69 (9)	Notre Dame	Sept. 1, 2007
3.	67 (11)	Maryland	Oct. 9, 1993
4.	66 (8)	Duke	Oct. 21, 2000
5.	65 (11)	Maryland	Oct. 6, 1990
6.	62 (7)	Maryland	Oct. 9, 2004
7.	61 (6)	Maryland	Sept. 28, 1995
8.	56 (7)	NC State	Sept. 14, 1985
	56 (7)	Maryland	Nov. 22, 1997
10.	54 (6)	Boston College	Sept. 14, 1991

PENALTIES

MOST PENALTIES

PEN	OPPONENT	DATE
1. 19	Florida State	Sept. 9, 2000
2. 14	Duke	Sept. 26, 1996
3. 13	Chattanooga	Sept. 10, 1988
	Maryland	Oct. 9, 1993
	Florida State	Sept. 11, 1999
6. 12	Georgia	Nov. 28, 1987
	Army	Oct. 20, 2007
8. 11	12 times	

FEWEST PENALTIES

PEN	OPPONENT	DATE
1. 0	LSU	Oct. 12, 1957
	Duke	Oct. 29, 1960
	Tulane	Oct. 26, 1963
	TCU	Sept. 21, 1968
	Navy	Nov. 9, 1968
	Syracuse	Oct. 19, 2013
	Alcorn State	Sept. 3, 2015
8. 1	40 times, most recently:	
	Mercer	Sept. 10, 2016

MOST PENALTY YARDS

YDS	OPPONENT	DATE
1. 140	Florida State	Sept. 9, 2000
2. 137	Florida State	Sept. 11, 1999
3. 121	Georgia	Nov. 28, 1987
4. 117	Duke	Sept. 26, 1996
5. 116	Georgia	Dec. 2, 1989
6. 115	Georgia	Nov. 26, 1960
	Georgia	Nov. 26, 1977
8. 111	Maryland	Oct. 9, 1993
9. 110	Clemson	Oct. 3, 1959
	SMU	Sept. 20, 1969
	Army	Oct. 20, 2007

FEWEST PENALTY YARDS

YDS	OPPONENT	DATE
1. 0	(0) LSU	Oct. 12, 1957
	(0) Duke	Oct. 29, 1960
	(0) Tulane	Oct. 26, 1963
	(0) TCU	Sept. 21, 1968
	(0) Navy	Nov. 9, 1968
	(0) Syracuse	Oct. 19, 2013
	(0) Alcorn State	Sept. 3, 2015
8. 5	22 times	

MISCELLANEOUS

MOST THIRD-DOWN CONVERSIONS

3D	OPPONENT	DATE
1. 14 (of 19)	Virginia	Nov. 9, 2000
2. 13 (of 23)	Tulane	Oct. 4, 1958
	Virginia	Oct. 5, 1974
	West Virginia	Dec. 29, 1997
	Maryland	Oct. 8, 2011
	Boston College	Oct. 20, 2012
	Duke	Nov. 17, 2012
8. 13	(of 20) Duke	Nov. 17, 2012
	seven times	

HIGHEST THIRD-DOWN CONVERSION PERCENTAGE

PCT	OPPONENT	DATE
1. .889	8-9	Elon Aug. 31, 2013
2. .833	10-12	Tulane Sept. 6, 2014
3. .800	8-10	Florida State Oct. 10, 2009
	.800	8-10 NC State Nov. 8, 2014
5. .777	7-9	Wake Forest Nov. 21, 1998
6. .750	9-12	USC Sept. 22, 1961
	.750	9-12 Western Carolina Sept. 1, 2011
	.750	6-8 Mercer Sept. 10, 2016
9. .737	14-19	Virginia Nov. 9, 2000
10. .727	8-11	Virginia Nov. 5, 1966
	.727	8-11 Wake Forest Nov. 18, 1989
	.727	8-11 Virginia Nov. 8, 1997

FEWEST THIRD-DOWN CONVERSIONS

3D	OPPONENT	DATE
1. 0	0-13	North Carolina Oct. 4, 1980
	0	0-10 BYU Oct. 27, 2012
3. 1	16 times, most recently:	
	1-12	Clemson Oct. 10, 2015

LOWEST THIRD-DOWN CONVERSION PERCENTAGE

PCT	OPPONENT	DATE
1. .000	0-13	North Carolina Oct. 4, 1980
	.000	0-10 BYU Oct. 27, 2012
3. .067	1-15	Notre Dame Nov. 8, 1975
4. .077	1-13	Georgia Nov. 30, 1991
	.077	1-13 vs. Miami Jan. 1, 2000
6. .083	1-12	Florida Sept. 22, 1979
	.083	1-12 Clemson Sept. 24, 1983
	.083	1-12 Maryland Oct. 8, 1988
	.083	1-12 Clemson Oct. 10, 2015
10. .091	1-11	Georgia Nov. 28, 1964
	.091	1-11 Notre Dame Nov. 5, 1977

MOST THIRD-DOWN ATTEMPTS

3D	OPPONENT	DATE
1. 23 (13)	Tulane	Oct. 4, 1958
	23 (11) Clemson	Oct. 28, 2000
	23 (11) Maryland (OT)	Oct. 11, 2001
4. 21	(9) Georgia	Dec. 1, 1973
	21 (12) Virginia	Oct. 13, 1984
	21 (11) North Carolina	Oct. 21, 1989
	21 (13) vs. West Virginia	Dec. 29, 1997
8. 20	17 times	

MOST FOURTH-DOWN CONVERSIONS

4D	OPPONENT	DATE
1. 5 (of 7)	LSU	Oct. 13, 1956
	5 (of 5) Duke	Nov. 2, 1957
	5 (of 6) Auburn	Oct. 18, 1986
4. 4	(of 5) Tennessee	Oct. 10, 1970
	4 (of 4) Duke	Nov. 17, 2012
	4 (of 4) Florida State	Dec. 1, 2012
	4 (of 5) Miami	Oct. 5, 2013
8. 3	24 times, most recently:	
	(of 5) North Carolina	Oct. 3, 2015

MOST FOURTH-DOWN ATTEMPTS

4D	OPPONENT	DATE
1. 7	(5) LSU	Oct. 13, 1956
	7 (3) Georgia	Nov. 24, 2012
3. 6	(3) Notre Dame	Nov. 15, 1969
	6 (5) Auburn	Oct. 18, 1986
	6 (2) vs. LSU	Dec. 31, 2008
6. 5	14 times, most recently:	
	(3) North Carolina	Oct. 3, 2015

MOST TIME OF POSSESSION

TOP	OPPONENT	DATE
1. 43:45	Boston College	Oct. 20, 2012
2. 42:43	Virginia	Oct. 24, 2009
3. 42:39	South Carolina	Sept. 12, 1970
4. 42:10	Wake Forest	Sept. 14, 1996
5. 42:06	North Carolina	Sept. 26, 2009
6. 40:46	Duke	Nov. 1, 1986
7. 40:45	Miami	Oct. 4, 2014
8. 40:38	North Carolina	Sept. 21, 2013
9. 39:56	Georgia	Nov. 24, 2012
10. 39:54	Georgia	Nov. 30, 1974
	39:54 Miami	Oct. 1, 2016

LOWEST TIME OF POSSESSION

TOP	OPPONENT	DATE
1. 16:38	Alabama	Sept. 8, 1979
2. 18:28	North Carolina	Oct. 8, 1994
3. 19:01	Clemson	Sept. 27, 1986
4. 19:08	Georgia	Nov. 24, 1979
5. 19:35	Arizona	Sept. 1, 1994
6. 19:53	Navy	Nov. 12, 1977
7. 20:09	Georgia	Nov. 25, 1993
8. 20:50	Duke	Oct. 21, 2000
9. 20:54	BYU	Aug. 28, 2003
10. 20:54	North Carolina	Oct. 16, 1993

MOST PLAYERS TO SCORE TOUCHDOWN

PL	OPPONENT	DATE
1. 9	Elon	Aug. 31, 2013
2. 8	Navy	Sept. 8, 2001
	8 Presbyterian	Sept. 8, 2012
	8 Tulane	Sept. 12, 2015
5. 7	Wake Forest	Nov. 21, 1998
	7 Western Carolina	Sept. 1, 2011
	7 Alabama A&M	Nov. 23, 2013
	7 Alcorn State	Sept. 3, 2015
9. 6	11 times	

MOST PLAYERS TO RUSH FOR TOUCHDOWN

PL	OPPONENT	DATE
1. 6	Samford	Sept. 8, 2007
	6 Kansas	Sept. 17, 2011
	6 Presbyterian	Sept. 8, 2012
	6 Elon	Aug. 31, 2013
	6 Alabama A&M	Nov. 23, 2013
	6 Alcorn State	Sept. 3, 2015
	6 Tulane	Sept. 12, 2015
8. 5	Western Carolina	Sept. 1, 2011
	5 North Carolina	Nov. 10, 2012
	5 Pittsburgh	Oct. 25, 2014

MOST PLAYERS TO CATCH TOUCHDOWN

PL	OPPONENT	DATE
1. 4	Clemson	Nov. 13, 1999
	4 Georgia (OT)	Nov. 27, 1999
3. 3	28 times, most recently:	
	Tulane	Sept. 12, 2015

MOST PLAYERS TO THROW FOR TOUCHDOWN

PL	OPPONENT	DATE
1. 3	Tulane	Oct. 27, 1956
	3 North Carolina	Nov. 17, 2007
3. 2	33 times, most recently:	
	Tulane	Sept. 12, 2015

LONGEST SCORING DRIVES (PLAYS)

	PL	OPPONENT	DATE
1.	20	Duke	Nov. 1, 1975
	20	Navy	Nov. 15, 1975
	20	North Carolina	Nov. 11, 2006
	20 (FG)	North Carolina	Sept. 18, 2010
	20	Miami	Oct. 22, 2011
6.	19	Duke	Nov. 3, 1962
	19 (FG)	Army	Sept. 25, 1971
	19	Virginia	Oct. 15, 2011
9.	18	11 times	

LONGEST SCORING DRIVES (TIME)

	TOP	OPPONENT	DATE
1.	10:47	Virginia	Oct. 24, 2009
2.	10:32 (FG)	North Carolina	Sept. 18, 2010
3.	10:30	North Carolina	Nov. 11, 2006
4.	9:41	Middle Tennessee	Sept. 10, 2011
5.	9:31	Virginia	Oct. 15, 2011
6.	9:30	Navy	Nov. 15, 1975
7.	9:27	Florida State	Oct. 24, 1998
8.	9:25	Middle Tennessee	Sept. 10, 2011
9.	9:15	Miami	Oct. 22, 2011
10.	9:13	Duke	Nov. 1, 1975

LONGEST SCORING DRIVES (YARDS)

	YDS	OPPONENT	DATE
1.	99	Tulane	Oct. 22, 1977
	99	Maryland	Oct. 8, 1988
	99	Samford	Sept. 4, 2004
	99	Elon	Aug. 31, 2013
5.	98	South Carolina	Oct. 19, 1991
	98	New Mexico State	Sept. 12, 1998
	98	Maryland	Nov. 18, 2000
	98	Middle Tennessee	Sept. 10, 2011
9.	97	five times, most recently: Florida State	Dec. 6, 2014

SHORTEST SCORING DRIVES (PLAYS)

	YDS	OPPONENT	DATE
1.	1	112 times, most recently: North Carolina	Nov. 5, 2016

SHORTEST SCORING DRIVES (TIME)

	TOP	OPPONENT	DATE
1.	0:03	Wake Forest	Sept. 20, 1997
	0:03	Connecticut	Sept. 7, 2002
	0:03	Duke	Oct. 15, 2005
	0:03	Duke	Nov. 14, 2009
5.	0:04	VMI	Nov. 8, 1986
	0:04	New Mexico State	Sept. 12, 1998
	0:04	Navy	Sept. 16, 2000
8.	0:05	five times	

SHORTEST SCORING DRIVES (YARDS)

	YDS	OPPONENT	DATE
1.	-6 (FG)	Duke	Nov. 1, 1969
	-6 (FG)	Virginia	Nov. 19, 2016
3.	-5 (FG)	Auburn	Oct. 15, 1977
	-5 (FG)	Georgia	Nov. 25, 2006
5.	-2 (FG)	Notre Dame	Nov. 18, 1967
	-2 (FG)	Notre Dame	Nov. 8, 1975
	-2 (FG)	Clemson	Oct. 10, 2015
8.	0 (FG)	Baylor	Nov. 7, 1992
9.	1	11 times, most recently: Tulane	Sept. 6, 2014

TEAM

MOST RUSHING ATTEMPTS

ATT	OPPONENT	DATE
1.	79 Alabama	Sept. 8, 1979
2.	78 Georgia	Nov. 27, 1975
3.	75 Clemson	Oct. 13, 1990
4.	73 Notre Dame	Nov. 16, 1968
	73 Duke	Oct. 30, 1976
	73 North Carolina	Oct. 2, 1982
7.	72 North Carolina	Oct. 4, 1980
	72 North Carolina	Oct. 8, 1994
9.	70 five times	

FEWEST RUSHING ATTEMPTS

ATT	OPPONENT	DATE
1.	12 Virginia	Oct. 24, 2009
2.	15 Samford	Sept. 9, 2006
3.	16 Samford	Sept. 4, 2004
	16 Boston College	Oct. 20, 2012
5.	17 Wake Forest	Nov. 4, 1995
	17 North Carolina	Nov. 1, 2001
7.	18 Georgia	Nov. 25, 2000
	18 North Carolina	Sept. 26, 2009
9.	19 Wake Forest	Sept. 14, 1996
	19 NC State	Oct. 4, 2003

MOST RUSHING YARDS

YDS	OPPONENT	DATE
1.	431 Georgia	Nov. 27, 1975
2.	399 Duke	Oct. 30, 1976
3.	381 Auburn	Oct. 20, 1979
4.	377 Auburn	Oct. 19, 1985
5.	366 Tennessee	Oct. 13, 1973
6.	361 Alabama	Sept. 11, 1982
7.	357 Duke	Nov. 2, 1968
	357 Tennessee	Oct. 9, 1976
9.	353 Tennessee	Oct. 13, 1979
	353 North Carolina	Nov. 5, 2016

FEWEST RUSHING YARDS

YDS	OPPONENT	DATE
1.	-56 Tulsa	Jan. 4, 2004
2.	-30 Maryland	Sept. 28, 1995
3.	-20 Maryland	Oct. 6, 1990
4.	-11 Navy	Nov. 7, 1970
5.	-9 Florida	Sept. 14, 1963
6.	-8 NC State	Oct. 4, 2003
	-8 Notre Dame	Sept. 1, 2007
8.	-5 Pittsburgh	Nov. 2, 2013
9.	8 UCF	Sept. 2, 2000
	8 Maryland	Oct. 9, 2004

HIGHEST AVERAGE PER RUSH

AVG	OPPONENT	DATE
1.	9.5 Clemson	Dec. 5, 2009
2.	8.4 Clemson	Oct. 21, 2006
3.	8.1 North Carolina	Nov. 5, 2016
4.	7.8 Florida State	Nov. 2, 1996
5.	7.7 Georgia	Nov. 28, 2009
6.	7.6 Tennessee	Oct. 13, 1973
7.	7.5 Vanderbilt	Oct. 31, 2009
	7.5 North Carolina	Oct. 3, 2015
9.	7.3 at Miami	Oct. 5, 2013
10.	6.9 NC State	Oct. 11, 1997
	6.9 West Virginia	Jan. 1, 2007
	6.9 Duke	Oct. 29, 2016

LOWEST AVERAGE PER RUSH

AVG	OPPONENT	DATE
1.	-2.2 vs. Tulsa	Jan. 4, 2004
2.	-1.3 Maryland	Sept. 28, 1995
3.	-0.8 Maryland	Oct. 6, 1990
4.	-0.4 NC State	Oct. 4, 2003
5.	-0.3 Navy	Nov. 7, 1970
6.	-0.2 Florida	Sept. 14, 1963
	-0.2 Notre Dame	Sept. 1, 2007
	-0.2 Pittsburgh	Nov. 2, 2013
9.	0.2 Maryland	Oct. 9, 2004
10.	0.3 UCF	Sept. 2, 2000

MOST RUSHING TOUCHDOWNS

TD	OPPONENT	DATE
1.	6 Duke	Nov. 2, 1968
	6 Georgia	Nov. 30, 1968
	6 Alabama	Sept. 11, 1982
4.	5 10 times, most recently: North Carolina	Nov. 5, 2016

MOST PASSING ATTEMPTS

ATT	OPPONENT	DATE
1.	65 Wake Forest	Nov. 4, 1995
2.	64 Wake Forest	Nov. 21, 1998
3.	63 Georgia	Nov. 25, 2000
4.	62 Virginia	Oct. 26, 2013
5.	61 Duke	Nov. 15, 1997
6.	59 Virginia	Oct. 26, 2002
7.	57 Western Carolina	Oct. 12, 1985
	57 BYU	Sept. 21, 2002
9.	56 Georgia (OT)	Nov. 27, 1999
10.	54 Virginia Tech	Sept. 30, 2006

FEWEST PASSING ATTEMPTS

ATT	OPPONENT	DATE
1.	1 Alabama	Nov. 14, 1953
	1 Kentucky	Sept. 20, 1958
3.	2 Alabama	Nov. 15, 1958
	2 Auburn	Oct. 17, 1959
5.	3 Florida	Sept. 26, 1953
	3 Georgia	Nov. 29, 1958
	3 Tennessee	Nov. 11, 1961
	3 Alabama	Nov. 16, 1963
9.	4 three times	

MOST COMPLETIONS

CMP	OPPONENT	DATE
1.	43 Virginia	Oct. 26, 2013
2.	42 Wake Forest	Nov. 21, 1998
3.	41 Florida State	Oct. 21, 1995
	41 Wake Forest	Nov. 4, 1995
	41 Duke	Nov. 15, 1997
	41 Virginia	Oct. 26, 2002
7.	37 Georgia	Nov. 25, 2000
8.	33 Florida State	Oct. 18, 1997
9.	32 five times, most recently: Virginia Tech	Nov. 12, 2016

FEWEST COMPLETIONS

CMP	OPPONENT	DATE
1.	0 Alabama	Nov. 14, 1953
	0 Auburn	Oct. 17, 1959
	0 Missouri	Dec. 22, 1962
	0 Georgia	Nov. 30, 1974
5.	1 Alabama	Nov. 15, 1958
	1 Georgia	Nov. 29, 1958
	1 Alabama	Nov. 14, 1959
	1 Alabama	Nov. 16, 1963

MOST PASSING YARDS

YDS	OPPONENT	DATE
1.	501 Wake Forest	Nov. 4, 1995
2.	494 Wake Forest	Nov. 21, 1998
3.	489 Florida State	Oct. 18, 1997
	489 Duke	Nov. 15, 1997
5.	463 Florida State	Sept. 9, 2000
6.	436 Miami (OT)	Sept. 22, 2012
7.	435 at Georgia	Nov. 25, 2000
	435 Boston College	Sept. 15, 2007
9.	415 Georgia	Nov. 29, 1997
10.	407 at Georgia	Nov. 29, 2008

FEWEST PASSING YARDS

YDS	OPPONENT	DATE
1.	-3 South Carolina	Nov. 19, 1949
2.	-1 Georgia	Nov. 29, 1958
3.	0 Alabama	Nov. 14, 1953
	0 Auburn	Oct. 17, 1959
	0 Missouri	Dec. 22, 1962
	0 Georgia	Nov. 30, 1974
7.	1 Florida	Sept. 26, 1953
8.	6 Clemson	Oct. 7, 1972
9.	9 South Carolina	Oct. 7, 1978
10.	10 Alabama	Nov. 15, 1958

MOST PASSING TOUCHDOWNS

TD	OPPONENT	DATE
1.	6 Duke	Oct. 31, 1987
2.	5 Notre Dame	Nov. 5, 1977
	5 Penn State	Aug. 28, 1991
	5 Virginia	Nov. 10, 2001
	5 Georgia	Nov. 29, 2008
	5 Florida State	Oct. 10, 2009
7.	4 14 times	

MOST INTERCEPTIONS THROWN

INT	OPPONENT	DATE
1.	5 Tulane	Oct. 24, 1970
	5 VMI	Nov. 10, 1973
	5 Chattanooga	Sept. 22, 1990
4.	4 21 times	

HIGHEST COMPLETION PERCENTAGE

PCT	OPPONENT	DATE
1.	1.000 1-1 Kentucky	Sept. 20, 1958
2.	.938 15-16 Duke	Oct. 29, 1960
3.	.818 27-33 Duke	Oct. 29, 1983
	.818 9-11 Georgia	Nov. 28, 1987
5.	.804 41-51 Florida State	Oct. 21, 1995
6.	.800 4-5 Georgia	Nov. 27, 1976
	.800 20-25 at Miami	Sept. 17, 2009
8.	.789 15-19 NC State	Oct. 6, 1984
	.789 15-19 at Georgia	Nov. 27, 2010
10.	.778 14-18 at Georgia	Nov. 24, 2012

LOWEST COMPLETION PERCENTAGE

PCT	OPPONENT	DATE
1.	.000 0-2 Auburn	Oct. 17, 1959
	.000 0-7 Missouri	Dec. 22, 1962
	.000 0-7 Georgia	Nov. 30, 1974
4.	.143 2-14 Penn State	Nov. 12, 1966
5.	.190 4-21 Florida	Sept. 22, 1979
6.	.200 3-15 Clemson	Sept. 28, 1963
	.200 2-10 Auburn	Oct. 19, 1985
8.	.211 4-19 Texas A&M	Sept. 17, 1966
9.	.214 3-14 Clemson	Oct. 13, 1990
10.	.217 5-23 Clemson	Oct. 7, 1967

HIGHEST AVERAGE PER ATTEMPT

AVG	OPPONENT	DATE
1. 31.0	Kentucky	Sept. 20, 1958
2. 16.1	Virginia Tech	Nov. 10, 2011
3. 15.0	Maryland	Oct. 6, 2007
4. 14.7	at Miami	Oct. 5, 2013
5. 14.3	at Georgia	Nov. 27, 2010
6. 14.1	Baylor	Nov. 7, 1992
7. 13.5	Navy	Nov. 23, 1996
8. 12.9	Auburn	Oct. 20, 1973
12.9	Georgia	Dec. 5, 1981
12.9	Georgia	Nov. 30, 2002

LOWEST AVERAGE PER ATTEMPT

AVG	OPPONENT	DATE
1. -0.3	Georgia	Nov. 29, 1958
2. 0.0	Auburn	Oct. 17, 1959
0.0	Missouri	Dec. 22, 1962
0.0	Georgia	Nov. 30, 1974
5. 0.5	Clemson	Oct. 7, 1972
6. 1.1	Tulane	Oct. 27, 1956
7. 1.2	Duke	Oct. 14, 1961
8. 1.3	South Carolina	Oct. 7, 1978
9. 1.5	The Citadel	Sept. 18, 1982
10. 1.6	Auburn	Oct. 21, 1978

HIGHEST AVERAGE PER COMPLETION

AVG	OPPONENT	DATE
1. 31.0	Kentucky	Sept. 20, 1958
2. 29.9	Virginia Tech	Nov. 10, 2011
3. 28.5	Alabama	Sept. 6, 1980
4. 26.8	Virginia	Oct. 13, 1984
5. 25.5	Maryland	Oct. 6, 2007
25.5	Duke	Sept. 9, 1978
7. 25.3	Baylor	Nov. 7, 1992
8. 24.8	Georgia	Nov. 27, 1982
9. 24.3	Tennessee	Oct. 12, 1963
10. 23.7	Tennessee	Nov. 10, 1956

LOWEST AVERAGE PER COMPLETION

AVG	OPPONENT	DATE
1. -1.0	Georgia	Nov. 29, 1958
2. 1.2	Clemson	Oct. 7, 1972
3. 3.3	Duke	Oct. 14, 1961
4. 4.0	Tulane	Oct. 27, 1956
5. 4.5	South Carolina	Oct. 7, 1978
6. 5.2	Auburn	Oct. 18, 1958
7. 5.3	Virginia Tech	Sept. 13, 2008
5.3	The Citadel	Sept. 18, 1982
9. 5.5	North Carolina	Oct. 5, 1985
10. 5.8	Two times	

MOST TOTAL OFFENSE YARDS

YDS	OPPONENT	DATE
1. 667	Notre Dame	Nov. 5, 1977
2. 636	North Carolina	Nov. 5, 2016
2. 610	at Duke	Nov. 15, 1997
3. 609	Miami (OT)	Sept. 22, 2012
4. 605	Mississippi State	Dec. 31, 2014
5. 601	Clemson	Oct. 6, 2012
6. 600	Virginia	Oct. 17, 1998
7. 594	Duke	Nov. 2, 1968
8. 587	Florida State	Oct. 18, 1997
9. 582	Florida State	Oct. 2, 1993
10. 581	Auburn	Oct. 20, 1984

MOST TOTAL OFFENSE YARDS, HALF

YDS	OPPONENT	DATE
1. 410	2nd Notre Dame	Nov. 5, 1977
2. 403	1st Florida State	Oct. 10, 2009
3. 400	2nd Duke	Nov. 15, 1997
4. 380	1st North Carolina	Nov. 5, 2016
5. 375	2nd Wake Forest	Nov. 21, 1998
6. 372	2nd Miami (OT)	Sept. 22, 2012
7. 371	1st Virginia	Oct. 17, 1998
8. 367	1st Georgia	Dec. 5, 1981
9. 357	1st BYU	Oct. 12, 2013
10. 356	2nd North Carolina	Sept. 19, 1987

FEWEST TOTAL OFFENSE YARDS

YDS	OPPONENT	DATE
1. 32	Florida	Sept. 14, 1963
2. 51	Citadel	Sept. 20, 1952
3. 67	Duke	Oct. 14, 1961
4. 73	Davidson	Sept. 19, 1953
5. 76	Florida	Sept. 26, 1953
6. 82	Maryland	Oct. 9, 2004
7. 84	Chattanooga	Sept. 10, 1988
8. 87	at Vanderbilt	Oct. 27, 1951
9. 89	Texas A&M	Sept. 17, 1966
10. 90	SMU	Sept. 28, 1957

FEWEST TOTAL OFFENSE YARDS, HALF

YDS	OPPONENT	DATE
1. -9	2nd Tulane	Oct. 28, 1961
2. -6	1st Florida	Sept. 14, 1963
3. 16	2nd Maryland	Oct. 9, 2004
4. 20	1st Tulsa	Jan. 4, 2004
5. 22	2nd Texas A&M	Sept. 17, 1966
22	2nd Samford	Sept. 9, 2006
22	2nd Duke	Nov. 10, 2007
8. 23	2nd Florida	Sept. 29, 1962
23	2nd Miami	Sept. 26, 1964
10. 25	1st Georgia	Dec. 1, 1962

MOST OFFENSIVE PLAYS

PL	OPPONENT	DATE
1. 99	at Duke	Nov. 2, 1968
99	at Notre Dame	Nov. 5, 1977
3. 98	at Georgia	Nov. 30, 1968
4. 97	South Carolina	Sept. 11, 1976
97	Georgia (OT)	Nov. 27, 1999
6. 96	Duke	Oct. 31, 1987
96	North Carolina	Oct. 8, 1994
8. 95	Air Force	Nov. 11, 1978
95	North Carolina	Oct. 4, 1980
10. 93	Clemson	Oct. 6, 2012

FEWEST OFFENSIVE PLAYS

PL	OPPONENT	DATE
1. 31	SMU	Sept. 28, 1957
2. 36	Miami	Sept. 26, 1964
3. 42	Duke	Nov. 2, 1957
42	Duke	Oct. 14, 1961
5. 44	Tulane	Oct. 27, 1956
44	North Carolina	Sept. 26, 2009
44	Virginia	Oct. 24, 2009
8. 45	four times	

HIGHEST AVERAGE YARDS PER PLAY

YDS	OPPONENT	DATE
1. 10.4	at Miami	Oct. 5, 2013
9.1	North Carolina	Nov. 5, 2016
3. 8.9	Georgia	Nov. 27, 2010
4. 8.2	Florida State	Oct. 10, 2009
8.2	Clemson	Nov. 14, 2013
6. 8.1	Virginia	Sept. 19, 1992
8.1	Clemson	Dec. 5, 2009
8.0	North Carolina	Sept. 19, 1987
8.0	Miami	Oct. 4, 2014
7.9	Clemson	Oct. 21, 2006
7.9	Georgia	Nov. 29, 2008
7.9	Miami	Nov. 13, 2010

LOWEST AVERAGE YARDS PER PLAY

YDS	OPPONENT	DATE
1. 0.6	Florida	Sept. 14, 1963
2. 1.3	Maryland	Oct. 9, 2004
3. 1.5	Chattanooga	Sept. 10, 1988
4. 1.6	Duke	Oct. 14, 1961
5. 1.9	Tulane	Oct. 28, 1961
1.9	Florida	Sept. 29, 1962
1.9	Clemson	Sept. 28, 1963
1.9	Texas A&M	Sept. 17, 1966
1.9	Notre Dame	Sept. 1, 2007
10. 2.1	three times	

MOST FIRST DOWNS

FD	OPPONENT	DATE
1. 38	Duke	Oct. 31, 1987
2. 37	Florida State	Oct. 2, 1993
37	Wake Forest	Nov. 21, 1998
4. 36	Duke	Nov. 2, 1968
5. 34	Notre Dame	Nov. 5, 1977
34	Duke	Nov. 15, 1997
7. 33	Georgia (OT)	Nov. 27, 1999
8. 32	North Carolina	Oct. 2, 1982
32	Virginia	Oct. 26, 2013
10. 31	two times	

FEWEST FIRST DOWNS

FD	OPPONENT	DATE
1. 3	SMU	Sept. 28, 1957
2. 5	Miami	Sept. 26, 1964
5	Duke	Oct. 14, 1961
5	Tulane	Oct. 27, 1956
5. 6	eight times; most recently: Connecticut	Sept. 17, 2005

MOST FIRST DOWNS BY RUSHING

FD	OPPONENT	DATE
1. 25	Georgia	Nov. 27, 1975
2. 23	North Carolina	Oct. 2, 1982
3. 22	Duke	Nov. 2, 1968
22	Georgia	Nov. 29, 1986
5. 21	Clemson	Sept. 28, 1974
21	Alabama	Sept. 8, 1979
21	Tennessee	Oct. 13, 1979
21	Memphis	Sept. 26, 1981
21	Georgia	Dec. 5, 1981
10. 20	three times	

FEWEST FIRST DOWNS BY RUSHING

FD	OPPONENT	DATE
1. 1	13 times; most recently: Wake Forest (OT)	Nov. 7, 2009

MOST FIRST DOWNS BY PASSING

FD	PTS	OPPONENT	DATE
1.	27	Wake Forest	Nov. 21, 1998
2.	26	Wake Forest	Nov. 4, 1995
3.	23	Duke	Nov. 15, 1997
4.	22	at Virginia	Oct. 26, 2013
5.	21	Duke	Oct. 31, 1987
		21 Utah	Dec. 29, 2005
7.	19	Florida State	Sept. 9, 2000
		19 Virginia	Oct. 26, 2002
		19 Georgia	Nov. 29, 2008
		19 Miami (OT)	Sept. 22, 2012

FEWEST FIRST DOWNS BY PASSING

FD	PTS	OPPONENT	DATE
1.	0	Kentucky	Sept. 21, 1957
		0 Georgia	Nov. 29, 1958
		0 Duke	Oct. 14, 1961
		0 Missouri	Dec. 22, 1962
		0 Tennessee	Oct. 9, 1971
		0 Georgia	Nov. 30, 1974
7.	1	18 times	

LARGEST FIRST DOWN MARGIN

FD	PTS	OPPONENT	DATE
1.	28	37-9 Florida State	Oct. 2, 1993
2.	26	34-8 Notre Dame	Nov. 5, 1977
3.	24	32-8 North Carolina	Oct. 2, 1982
4.	22	28-6 North Carolina	Oct. 4, 1980
5.	20	28-8 Florida State	Oct. 18, 1997
6.	18	29-11 Georgia	Nov. 27, 1975
7.	17	five times	

POINTS SCORED

MOST POINTS, GAME

PTS	OPPONENT	DATE	
1.	69	Notre Dame	Nov. 5, 1977
2.	55	Clemson	Nov. 14, 2013
	55	Virginia	Sept. 19, 1992
4.	54	Alabama	Nov. 18, 1950
5.	51	Florida State	Oct. 2, 1993
	51	Georgia	Nov. 30, 2002
	51	Virginia Tech	Sept. 24, 2005
8.	50	North Carolina	Nov. 10, 2012
9.	49	Miami	Nov. 10, 1967
	49	Florida State	Nov. 2, 1996
	49	Middle Tennessee	Sept. 29, 2012
12.	48	Auburn	Oct. 20, 1984
	48	Duke	Oct. 31, 1987
	48	Georgia	Nov. 25, 1994
	48	Georgia (OT)	Nov. 27, 1999
	48	North Carolina	Oct. 18, 2014
	48	North Carolina	Nov. 5, 2016
18.	47	Clemson	Oct. 6, 2012
	47	Clemson (OT)	Sept. 29, 2001
	47	Georgia	Nov. 30, 1968

MOST POINTS, HISTORIC

PTS	OPPONENT	DATE	
1.	94	Auburn	Nov. 17, 1894
2.	73	Clemson	Oct. 17, 1903

FEWEST POINTS, GAME

PTS	OPPONENT	DATE	
1.	0	Most recently: Syracuse	Oct. 19, 2013

MOST POINTS, HALF

PTS	OPPONENT	DATE	
1.	48	2nd Notre Dame	Nov. 5, 1977
2.	41	1st Auburn	Oct. 20, 1984
3.	38	1st Mississippi	Dec. 30, 1971
4.	35	2nd Miami	Nov. 10, 1967
	35	2nd Florida State	Oct. 2, 1993
	35	1st LSU	Dec. 31, 2008
	35	1st Florida State	Oct. 10, 2009
8.	34	1st Purdue	Dec. 25, 1978
	34	1st Georgia	Dec. 5, 1981
	34	1st Georgia	Nov. 30, 2002

MOST POINTS, QUARTER

PTS	OPPONENT	DATE	
1.	31	2nd Auburn	Oct. 20, 1984
2.	28	2nd Mississippi	Dec. 30, 1971
	28	2nd Florida State	Nov. 2, 1996
	28	2nd Clemson	Nov. 13, 1999
	28	2nd LSU	Dec. 31, 2008
6.	27	4th Notre Dame	Nov. 5, 1977
	27	4th Georgia	Nov. 25, 1993
	27	4th Duke	Nov. 15, 1997
9.	25	three times	

MOST POINTS BY AN UNRANKED OPPONENT

PTS	OPPONENT	DATE	
1.	50	North Carolina	Nov. 10, 2012
2.	49	Miami	Nov. 10, 1967
	49	Middle Tennessee	Sept. 29, 2012
4.	48	Duke	Oct. 31, 1987
	48	Georgia	Nov. 25, 1994
	48	North Carolina	Oct. 18, 2014
7.	47	Clemson (OT)	Sept. 29, 2001
8.	46	Duke	Nov. 2, 1968
9.	45	Florida	Sept. 20, 1980
	45	Virginia	Nov. 6, 1999
	45	NC State	Sept. 25, 2010

FEWEST POINTS BY A RANKED OPPONENT

PTS	OPPONENT	DATE	
1.	0	Tulane	Oct. 27, 1956
	0	Florida	Nov. 24, 1956
	0	Kentucky	Sept. 21, 1957
	0	SMU	Sept. 28, 1957
	0	Duke	Nov. 2, 1957
	0	Clemson	Nov. 8, 1958
	0	Michigan State	Sept. 18, 1971
	0	South Carolina	Oct. 15, 1988
9.	3	six times	

MOST POINTS AT GEORGIA TECH

PTS	OPPONENT	DATE	
1.	49	Florida State	Nov. 2, 1996
	49	Middle Tennessee	Sept. 29, 2012
3.	48	Georgia (OT)	Nov. 27, 1999
4.	47	Clemson (OT)	Sept. 29, 2001
5.	45	Florida	Sept. 20, 1980
	45	Alabama	Sept. 11, 1982
	45	NC State	Sept. 25, 2010
8.	44	Georgia	Dec. 5, 1981
9.	43	Georgia	Nov. 25, 1993
10.	42	five times	

MOST POINTS AT OPPONENT

PTS	OPPONENT	DATE	
1.	69	Notre Dame	Nov. 5, 1977
2.	55	Virginia	Sept. 19, 1992
	55	Clemson	Nov. 14, 2013
4.	51	Florida State	Oct. 2, 1993
	51	Georgia	Nov. 30, 2002
	51	Virginia Tech	Sept. 24, 2005
7.	50	North Carolina	Nov. 10, 2012
8.	49	Miami	Nov. 10, 1967
9.	48	five times; most recently: North Carolina	Nov. 5, 2016

FEWEST POINTS AT OPPONENT

PTS	OPPONENT	DATE	
1.	0	Duke	Nov. 3, 1956
	0	Florida	Nov. 24, 1956
	0	Georgia	Dec. 1, 1956
	0	Tulane	Oct. 28, 1961
	0	Florida	Sept. 29, 1962
	0	Tulane	Oct. 25, 1975
	0	Duke	Nov. 2, 1985
	0	North Carolina	Nov. 11, 2006
9.	3	five times	

MOST POINTS IN LOSS

PTS	OPPONENT	DATE	
1.	50	North Carolina	Nov. 10, 2012
2.	48	Georgia (OT)	Nov. 27, 1999
3.	44	Florida State	Oct. 10, 2009
4.	42	Clemson	Nov. 13, 1999
	42	Georgia	Nov. 29, 2008
6.	38	Virginia	Nov. 3, 1990
	38	Duke	Nov. 15, 1997
	38	Virginia	Oct. 17, 1998
9.	35	Wake Forest	Nov. 21, 1998
	35	NC State	Oct. 1, 2011
	35	Duke	Oct. 29, 2016

FEWEST POINTS IN WIN

PTS	OPPONENT	DATE	
1.	3	Auburn	Oct. 19, 1957
2.	6	Tennessee	Nov. 10, 1956
	6	Duke	Oct. 29, 1960
4.	7	Georgia	Nov. 30, 1957
	7	Auburn	Oct. 17, 1959
	7	Georgia	Nov. 26, 1960
	7	LSU	Oct. 5, 1963
	7	Georgia	Nov. 28, 1964
9.	9	five times	

LARGEST LEADS

MARGIN	SCORE	OPPONENT	DATE
1.	21	21-0 Notre Dame	Nov. 15, 1969
	21	21-0 Purdue	Dec. 25, 1978
3.	19	19-0 Miami (OT)	Sept. 22, 2012
4.	17	17-0 Alabama	Nov. 15, 1958
	17	17-0 Georgia	Nov. 30, 1968
	17	17-0 Auburn	Oct. 19, 1974
7.	16	19-3 Duke	Sept. 26, 2015
	16	19-3 Clemson	Oct. 10, 2015
9.	14	16 times	



OPPONENT RECORDS • TEAM

LARGEST HALFTIME LEAD

Table with columns: MARGIN, SCORE, OPPONENT, DATE. Lists halftime leads for various games against Auburn, Georgia, Mississippi, LSU, Alabama, and Purdue.

TOUCHDOWNS SCORED

MOST TOUCHDOWNS SCORED, GAME

Table with columns: TD, OPPONENT, DATE. Lists the number of touchdowns scored in individual games.

MOST TOUCHDOWNS SCORED, QUARTER

Table with columns: TD, OPPONENT, DATE. Lists touchdowns scored by quarter in various games.

MOST TOUCHDOWNS SCORED, HALF

Table with columns: TD, OPPONENT, DATE. Lists touchdowns scored in each half of various games.

MOST NON-OFFENSIVE TOUCHDOWNS

Table with columns: TD, OPPONENT, DATE. Lists non-offensive touchdowns (IR/BK, PR/BP, IR/PR, KR/PR, FR/IR, BP/IR, IR/IR, IR/BP, KR/FR, IR/KR, FR/FR).

MOST TWO-POINT CONVERSIONS ATTEMPTED

Table with columns: 2P, OPPONENT, DATE. Lists two-point conversions attempted against Alabama, Virginia, and Duke.

DEFENSE

MOST INTERCEPTIONS

Table with columns: INT, OPPONENT, DATE. Lists interceptions against Wake Forest, Fresno State, Tennessee, Rice, Duke, and Virginia Tech.

MOST INTERCEPTION RETURN YARDS

Table with columns: YDS, INT, OPPONENT, DATE. Lists interception return yards against South Carolina, Notre Dame, Rice, Tennessee, California, NC State, Tennessee, USC, Alabama, and Tennessee.

MOST FOURTH-DOWN CONVERSION ATTEMPTS

Table with columns: ATT, CNV, OPPONENT, DATE. Lists fourth-down conversion attempts against Rice, Kentucky, LSU, Georgia, NC State, and 18 times.

MOST SACKS

Table with columns: SKS, OPPONENT, DATE. Lists sacks against Auburn, Clemson, Virginia, Florida State, and 17 times.

MOST SACK YARDS

Table with columns: YDS, SKS, OPPONENT, DATE. Lists sack yards against Auburn, Clemson, Chattanooga, Florida State, Tennessee, Chattanooga, Florida State, and Georgia.

MOST DEFENSIVE TOUCHDOWNS

Table with columns: TD, OPPONENT, DATE. Lists defensive touchdowns against Auburn, Wake Forest, NC State, Virginia Tech, and Miami.

KICKING

MOST FIELD GOALS MADE

Table with columns: FGM, OPPONENT, DATE. Lists field goals made against Georgia, Virginia, Navy, Wake Forest, Boston College, Clemson, Western Carolina, NC State, and North Carolina.

MOST FIELD GOALS ATTEMPTED

Table with columns: FGA, OPPONENT, DATE. Lists field goals attempted against Georgia, Clemson, NC State, Georgia, Boston College, Wake Forest, Virginia, NC State, Clemson, and North Carolina.

MOST PATs MADE

Table with columns: PAT, OPPONENT, DATE. Lists PATs made against Miami, Notre Dame, Virginia, Florida State, Middle Tennessee, and at Clemson.

MOST PATs ATTEMPTED

Table with columns: PAT, OPPONENT, DATE. Lists PATs attempted against Notre Dame, Miami, Virginia, Florida State, Florida State, Middle Tennessee, at Clemson, and 27 times.

MOST PATs MISSED

Table with columns: PAT, OPPONENT, DATE. Lists PATs missed against Notre Dame, Tulane, Duke, Duke, Navy, Navy, and Notre Dame.

SPECIAL TEAMS

BLOCKED KICKS / PUNTS

Table with columns: BLK, OPPONENT, DATE. Lists blocked kicks/punts against Kentucky, Auburn, Duke, Georgia, and Western Carolina.

TURNOVERS**MOST FUMBLES**

	FUM	OPPONENT	DATE
1.	9	Clemson	Sept. 28, 1963
2.	8	Furman	Sept. 2, 1995
3.	7	Tennessee	Oct. 9, 1971
	7	Tennessee	Oct. 8, 1977
	7	Tulsa	Jan. 4, 2004
6.	6	seven times	

MOST FUMBLES LOST

	FL	OPPONENT	DATE
1.	6	Furman	Sept. 2, 1995
	6	Tulsa	Jan. 4, 2004
	6	Pittsburgh	Oct. 25, 2014
4.	5	LSU	Oct. 13, 1956
	5	Georgia	Nov. 25, 1967
	5	Tennessee	Oct. 12, 1968
	5	Tennessee	Oct. 10, 1970
8.	4	15 times	

MOST FUMBLE RETURNS

	FR	OPPONENT	DATE
1.	3	Florida State	Oct. 24, 1998
2.	2	Wake Forest	Nov. 21, 1998
	2	Maryland (on)	Oct. 11, 2001
	2	Jacksonville State	Sept. 5, 2009
	2	Georgia	Nov. 27, 2010
	2	Miami	Oct. 1, 2016

MOST FUMBLE RETURN YARDS

	YDS	FR	OPPONENT	DATE
1.	91	1	Presbyterian	Sept. 8, 2012
2.	81	1	North Carolina	Sept. 26, 1998
3.	49	2	Maryland (OT)	Oct. 11, 2001
	49	1	at Georgia	Nov. 24, 2012
5.	46	1	UCF	Oct. 26, 1996
	46	1	Miami	Nov. 21, 2015
7.	35	2	Miami	Oct. 1, 2008
8.	34	2	Georgia	Nov. 27, 2010
9.	33	1	NC State	Oct. 1, 2011
10.	32	1	Maryland	Oct. 31, 1998

MOST TURNOVERS

	TO	OPPONENT	DATE
1.	8	Tulane	Oct. 24, 1970
	8	VMI	Nov. 10, 1973
	8	Virginia	Sept. 20, 1986
4.	7	LSU	Oct. 13, 1956
	7	Notre Dame	Nov. 7, 1959
	7	Clemson	Sept. 28, 1963
	7	Tulane	Oct. 25, 1975
	7	Memphis	Sept. 27, 1980
	7	Chattanooga	Sept. 22, 1990
	7	Wake Forest	Nov. 17, 1990

MOST TOTAL PLAYS WITHOUT A TURNOVER

	PL	OPPONENT	DATE
1.	92	Wake Forest	Oct. 5, 2002
2.	85	North Carolina	Oct. 2, 1982
	85	Georgia	Nov. 25, 1993
4.	83	Clemson	Sept. 26, 1992
	83	North Carolina	Oct. 16, 1993
	83	Georgia Southern	Oct. 15, 2016
7.	82	South Carolina	Sept. 23, 1989
	82	Georgia	Nov. 30, 2002
9.	81	TCU	Sept. 30, 1967
	81	Georgia	Nov. 25, 1971

PENALTIES**MOST PENALTIES**

	PEN	OPPONENT	DATE
1.	16	BYU	Aug. 28, 2003
2.	15	Florida State	Sept. 9, 2000
3.	14	Clemson	Sept. 24, 1983
	14	The Citadel	Sept. 12, 1987
5.	14	Georgia	Nov. 24, 2001
6.	13	Clemson	Sept. 24, 1988
	13	Georgia	Nov. 25, 1993
8.	12	Florida State	Oct. 18, 1997
	12	Western Carolina	Sept. 10, 2004
10.	11	11 times	

FEWEST PENALTIES

	PEN	OPPONENT	DATE
1.	0	Pittsburgh	Dec. 29, 1956
	0	Georgia	Nov. 29, 1969
	0	Tulane	Oct. 23, 1971
	0	Boston College	Nov. 11, 1972
	0	Virginia	Oct. 13, 1984
6.	1	25 times	

MOST PENALTY YARDS

	YDS	OPPONENT	DATE
1.	134	Georgia	Nov. 24, 2001
2.	132	BYU	Aug. 28, 2003
3.	121	The Citadel	Sept. 12, 1987
4.	117	California	Sept. 16, 1978
5.	114	Florida State	Sept. 9, 2000
6.	113	Georgia	Nov. 29, 2003
7.	112	Georgia	Nov. 25, 1993
8.	111	Clemson	Sept. 24, 1988
9.	109	Clemson	Sept. 24, 1983
10.	108	two times	

FEWEST PENALTY YARDS

	YDS	OPPONENT	DATE
1.	0	Pittsburgh	Dec. 29, 1956
	0	Georgia	Nov. 29, 1969
	0	Tulane	Oct. 23, 1971
	0	Boston College	Nov. 11, 1972
	0	Virginia	Oct. 13, 1984
6.	3	Virginia	Nov. 6, 1982
7.	5	17 times	

PUNTING**MOST PUNTS**

	P	OPPONENT	DATE
1.	13	SMU	Sept. 28, 1957
2.	12	Tennessee	Nov. 10, 1956
	12	Penn State	Nov. 12, 1966
	12	Clemson	Oct. 7, 1967
	12	Florida	Sept. 22, 1979
	12	Duke	Nov. 10, 2007
7.	11	11 times	

FEWEST PUNTS

	P	OPPONENT	DATE
1.	0	Rice	Sept. 24, 1960
	0	Mississippi State	Oct. 3, 2009
	0	Georgia	Nov. 28, 2009
	0	at Clemson	Dec. 5, 2009
5.	1	17 times	

MOST PUNT YARDS

	YDS	OPPONENT	DATE
1.	558	SMU	Sept. 28, 1957
2.	483	Florida	Sept. 29, 1972
3.	480	Chattanooga	Sept. 10, 1988
4.	472	Clemson	Oct. 7, 1967
5.	470	Tennessee	Nov. 10, 1956
6.	467	Penn State	Nov. 12, 1966
7.	458	Gardner-Webb	Oct. 11, 2008
8.	450	Duke	Nov. 10, 2007
9.	449	Tennessee	Oct. 11, 1958
10.	447	Maryland	Oct. 9, 2004

FEWEST PUNT YARDS

	YDS	P	OPPONENT	DATE
1.	0	0	Rice	Sept. 24, 1960
	0	0	Mississippi State	Oct. 3, 2009
	0	0	Georgia	Nov. 28, 2009
	0	0	Clemson	Dec. 5, 2009
5.	21	1	Duke	Nov. 2, 1968
6.	24	2	vs. Fresno State	Dec. 31, 2007
7.	31	1	Virginia	Sept. 20, 1986
8.	31	1	North Carolina	Nov. 5, 2016
9.	32	1	North Carolina	Oct. 16, 1993
10.	36	1	Notre Dame	Nov. 16, 1968

HIGHEST AVERAGE MINIMUM TWO ATTEMPTS

	AVG	OPPONENT	DATE
1.	60.5	Tennessee	Oct. 27, 1984
2.	56.4	Wake Forest	Nov. 5, 2005
3.	54.8	Pittsburgh	Sept. 18, 1976
4.	54.0	BYU	Oct. 27, 2012
5.	53.7	Auburn	Oct. 16, 1965
6.	52.5	Duke	Oct. 30, 1965
	52.5	Duke	Nov. 17, 2012
8.	51.7	North Carolina	Nov. 10, 2012
9.	50.4	Notre Dame	Sept. 2, 2006
10.	50.3	North Carolina (OT)	Oct. 9, 1999

LOWEST AVERAGE MINIMUM TWO ATTEMPTS

	AVG	OPPONENT	DATE
1.	12.0	vs. Fresno State	Dec. 31, 2007
2.	23.0	BYU	Aug. 28, 2003
3.	24.3	Georgia	Nov. 30, 1957
	24.3	Alabama	Sept. 15, 1984
5.	24.5	Duke	Oct. 30, 1971
6.	24.6	vs. Iowa State	Dec. 18, 1972
7.	25.0	Baylor	Nov. 6, 1993
	25.0	NC State	Oct. 10, 1998
9.	25.2	Tulane	Oct. 28, 1961
10.	25.5	Tulane	Oct. 26, 1957
	25.5	Kentucky	Dec. 31, 2016

RETURNS**MOST PUNT RETURNS**

	PR	OPPONENT	DATE
1.	11	Clemson	Sept. 26, 1987
2.	7	Tennessee	Oct. 10, 1959
	7	Miami	Sept. 26, 1970
	7	Duke	Nov. 4, 1972
	7	Tulane	Oct. 27, 1979
	7	North Carolina	Oct. 4, 1980
	7	Maryland	Oct. 10, 1992
	7	Wake Forest	Nov. 14, 1992
9.	6	17 times	

MOST PUNT RETURN YARDS

	YDS	OPPONENT	DATE
1.	227	Clemson	Sept. 26, 1987
2.	143	South Carolina	Sept. 11, 1971
3.	138	Georgia	Dec. 1, 1984
4.	130	Clemson	Oct. 28, 2000
5.	124	Duke	Nov. 4, 1972
6.	118	Georgia	Dec. 2, 1978
7.	104	Auburn	Oct. 16, 1982
8.	96	Clemson	Sept. 14, 2002
9.	95	Navy	Nov. 9, 1968
10.	94	Miami	Sept. 26, 1970

HIGHEST PUNT RETURN AVERAGE MINIMUM TWO ATTEMPTS

	AVG	OPPONENT	DATE
1.	38.5	NC State	Oct. 11, 1997
2.	31.0	Tulane	Oct. 9, 1965
3.	30.0	Pittsburgh	Sept. 21, 1974
	30.0	Georgia	Nov. 26, 1966
5.	29.5	Georgia	Dec. 2, 1978
6.	29.0	The Citadel	Sept. 18, 1982
7.	28.6	South Carolina	Sept. 11, 1971
8.	28.5	Tennessee	Oct. 25, 1986
9.	28.0	Auburn	Oct. 20, 1973
10.	27.0	Tulane	Oct. 24, 1981

LOWEST PUNT RETURN AVERAGE MINIMUM TWO ATTEMPTS

	AVG	OPPONENT	DATE
1.	-4.5	Navy	Nov. 16, 1974
2.	-4.0	Samford	Sept. 8, 2007
3.	-3.3	Navy	Sept. 16, 2000
4.	-3.0	Virginia	Sept. 22, 2007
	-3.0	Presbyterian	Sept. 8, 2012
6.	-2.3	Georgia	Nov. 24, 2007
7.	-2.0	Virginia	Sept. 21, 2006
8.	-1.7	Tennessee	Oct. 13, 1973
9.	-1.0	Baylor	Nov. 6, 1993
10.	-1.0	Notre Dame	Sept. 1, 2007
	-1.0	Pittsburgh	Oct. 17, 2015

MOST KICKOFF RETURNS

	KR	OPPONENT	DATE
1.	11	Samford	Sept. 8, 2007
	11	North Carolina	Nov. 10, 2012
3.	10	Duke	Oct. 29, 1966
	10	The Citadel	Sept. 12, 1987
	10	Western Carolina	Sept. 1, 2011
	10	Kansas	Sept. 17, 2011
7.	9	NC State	Oct. 11, 1986
	9	Duke	Oct. 27, 1990
	9	Vanderbilt	Oct. 31, 2009
10.	8	eight times	

MOST KICKOFF RETURN YARDS

	YDS	OPPONENT	DATE
1.	267	North Carolina	Nov. 10, 2012
2.	216	Mississippi State	Oct. 3, 2009
3.	210	Duke	Oct. 29, 1966
4.	204	Western Carolina	Sept. 1, 2011
5.	202	Vanderbilt	Oct. 31, 2009
6.	198	North Carolina	Sept. 26, 1998
7.	190	Samford	Sept. 8, 2007
8.	189	Nebraska	Jan. 1, 1991
9.	186	Iowa State	Dec. 18, 1972
	186	Georgia	Dec. 1, 1990

HIGHEST KICK RETURN AVERAGE MINIMUM TWO ATTEMPTS

	AVG	OPPONENT	DATE
1.	71.5	LSU	Oct. 6, 1962
2.	60.0	Clemson	Sept. 27, 1986
3.	53.5	Duke	Sept. 26, 2015
4.	52.3	Maryland	Oct. 7, 2006
5.	48.0	Clemson	Sept. 26, 1987
6.	43.0	Auburn	Oct. 16, 1971
7.	42.5	Clemson	Nov. 12, 1994
8.	42.0	Wake Forest	Nov. 17, 2001
9.	41.5	Virginia	Sept. 16, 1993
10.	40.7	Virginia Tech	Nov. 4, 2010

LOWEST KICK RETURN AVERAGE MINIMUM TWO ATTEMPTS

	AVG	OPPONENT	DATE
1.	2.5	Georgia	Nov. 26, 1966
2.	3.5	Virginia	Nov. 20, 2004
3.	5.0	Georgia	Nov. 28, 1998
4.	6.2	Clemson	Sept. 25, 1976
5.	6.5	Clemson	Sept. 27, 1975
6.	6.5	Wake Forest	Nov. 16, 1985
7.	6.5	South Carolina	Oct. 19, 1991
8.	6.7	Georgia	Nov. 27, 1975
9.	7.0	Duke	Sept. 26, 1996
10.	7.3	Wake Forest	Nov. 13, 1982

MISCELLANEOUS

LONGEST SCORING DRIVE (PLAYS)

	PL	OPPONENT	DATE
1.	19 (FG)	Navy	Nov. 15, 1975
	19 (FG)	Alabama	Sept. 12, 1981
	19	Memphis	Sept. 26, 1981
	19	Virginia	Nov. 3, 1983
5.	18 (FG)	Duke	Nov. 3, 1962
	18	Clemson	Sept. 27, 1975
	18	North Carolina	Oct. 22, 1988
	18 (FG)	Clemson	Sept. 26, 1992
	18	Duke	Oct. 21, 2000
	18	Clemson (OT)	Sept. 29, 2001
	18	Georgia Southern	Oct. 15, 2016

LONGEST SCORING DRIVE (TIME)

	TIME	OPPONENT	DATE
1.	9:18	Duke	Oct. 21, 2000
2.	8:50	Memphis	Sept. 26, 1981
3.	8:48 (FG)	Clemson	Sept. 26, 1992
4.	8:31 (FG)	Duke	Nov. 1, 1975
5.	8:22	Clemson	Sept. 27, 1975
6.	8:20 (FG)	Mercer	Sept. 10, 2016
7.	8:15 (FG)	Clemson	Oct. 28, 1995
8.	8:05 (FG)	Arizona	Sept. 1, 1994
9.	8:03	North Carolina	Oct. 16, 1993
10.	8:02 (FG)	Virginia	Nov. 20, 2004

LONGEST SCORING DRIVE (YARDS)

	YDS	OPPONENT	DATE
1.	99	Duke	Oct. 31, 1964
	99	Florida State	Oct. 18, 1997
	99	Duke	Oct. 21, 2000
4.	98	Georgia	Nov. 30, 1968
	98	Auburn	Oct. 17, 1970
	98	North Carolina	Sept. 19, 1987
	98	Miami	Nov. 20, 2008
	98	Virginia	Oct. 9, 2010
9.	97	four times, most recently:	
		Miami	Nov. 21, 2015

SHORTEST SCORING DRIVE (PLAYS)

	PL	OPPONENT	DATE
1.	1	78 times, most recently:	
		Duke	Oct. 29, 2016

SHORTEST SCORING DRIVE (TIME)

	TIME	OPPONENT	DATE
1.	0:01	Duke	Sept. 26, 2015
1.	0:03	Georgia	Nov. 28, 1992
	0:03	Clemson	Oct. 28, 2000
3.	0:04	Auburn	Oct. 20, 1979
	0:04	Duke	Nov. 10, 2007
5.	0:05	Mississippi	Dec. 30, 1971
	0:05	Duke	Nov. 1, 1980
	0:05	Chattanooga	Sept. 10, 1988
	0:05	Florida State	Nov. 5, 1994
	0:05	Connecticut	Sept. 17, 2005
	0:05	Western Carolina	Sept. 1, 2011
	0:05	Florida State	Oct. 24, 2015

SHORTEST SCORING DRIVE (YARDS)

	YDS	OPPONENT	DATE
1.	-14 (FG)	LSU	Dec. 31, 2008
2.	-10 (FG)	UCF	Sept. 2, 2000
3.	-8 (FG)	Georgia	Nov. 26, 1966
4.	-7 (FG)	Florida	Sept. 20, 1980
5.	-5 (FG)	Duke	Nov. 1, 1980
	-5 (FG)	Georgia	Dec. 1, 1990
	-5 (FG)	Wake Forest	Nov. 14, 1992
8.	-4 (FG)	NC State	Oct. 11, 1997
	-4 (FG)	Duke	Nov. 10, 2007
10.	-2 (FG)	Miami	Nov. 19, 2005
	-2 (FG)	Clemson	Sept. 22, 2016

MOST TIME OF POSSESSION

	TIME	OPPONENT	DATE
1.	43:22	Alabama	Sept. 8, 1979
2.	41:32	North Carolina	Oct. 8, 1994
3.	40:59	Clemson	Sept. 27, 1986
4.	40:52	Georgia	Nov. 24, 1979
5.	40:25	Arizona	Sept. 1, 1994
6.	40:07	Navy	Nov. 12, 1977
7.	39:51	Georgia	Nov. 25, 1993
8.	39:10	Duke	Oct. 21, 2000
9.	39:06	North Carolina	Oct. 16, 1993
	39:06	BYU	Aug. 28, 2003

LOWEST TIME OF POSSESSION

	TIME	OPPONENT	DATE
1.	16:15	Boston College	Oct. 20, 2012
2.	17:17	Virginia	Oct. 24, 2009
3.	17:21	South Carolina	Sept. 12, 1970
4.	17:50	Wake Forest	Sept. 14, 1996
5.	17:54	North Carolina	Sept. 26, 2009
6.	19:14	Duke	Nov. 1, 1986
7.	19:22	North Carolina	Sept. 21, 2013
8.	20:04	Georgia	Nov. 24, 2012
9.	20:06	Georgia	Nov. 30, 1974
	20:06	Miami	Oct. 1, 2016

MOST THIRD-DOWN CONVERSIONS

	3D	OPPONENT	DATE
1.	15 (of 21)	Virginia	Oct. 5, 1974
2.	14 (of 17)	Notre Dame	Nov. 16, 1968
	14 (of 22)	Duke	Oct. 29, 1977
	14 (of 21)	Clemson	Sept. 27, 1986
	14 (of 20)	NC State	Sept. 9, 1989
	14 (of 20)	Arizona	Sept. 1, 1994
7.	13 (of 17)	Alabama	Sept. 11, 1982
	13 (of 19)	Clemson	Oct. 6, 2012
	13 (of 20)	Georgia Southern	Oct. 15, 2016
10.	12	four times	

HIGHEST THIRD-DOWN CONVERSION PERCENTAGE

PCT	OPPONENT	DATE
1. .888	8-9 Virginia	Nov. 8, 1997
2. .824	14-17 Notre Dame	Nov. 16, 1968
3. .769	10-13 Florida State	Oct. 10, 2009
4. .765	13-17 Alabama	Sept. 11, 1982
5. .733	11-15 North Carolina	Oct. 16, 1993
6. .727	8-11 Fresno State	Dec. 31, 2007
7. .714	15-21 Virginia	Oct. 5, 1974
	10-14 Clemson	Sept. 29, 1984
9. .706	12-17 Georgia	Nov. 23, 1995
10. .700	two times	

FEWEST THIRD-DOWN CONVERSIONS

3D	OPPONENT	DATE
1. 0	(of 12) Chattanooga	Sept. 10, 1988
2. 1	26 times	

LOWEST CONVERSION PERCENTAGE

PCT	OPPONENT	DATE
1. .000	0-12 Chattanooga	Sept. 10, 1988
2. .070	1-15 Duke	Oct. 30, 1971
	1-15 Auburn	Oct. 16, 1982
4. .071	1-14 Notre Dame	Nov. 8, 1980
	1-14 Vanderbilt	Aug. 31, 2002
	1-14 Western Carolina	Sept. 10, 2004
	1-14 Miami	Nov. 19, 2005
.077	four times	

MOST THIRD-DOWN ATTEMPTS

ATT	CNV	OPPONENT	DATE
1. 22	8	Miami	Sept. 28, 1968
	22	Duke	Oct. 29, 1977
	22	11 Georgia	Nov. 24, 1979
	22	7 Wake Forest	Nov. 21, 1987
	22	11 Western Carolina	Sept. 12, 1992
	22	10 Baylor	Nov. 6, 1993
	22	8 Fresno State	Dec. 31, 2002
8. 21	10 times		

MOST FOURTH-DOWN CONVERSIONS

4D	OPPONENT	DATE
1. 5	(of 9) Rice	Sept. 24, 1960
2. 4	(of 5) Alabama	Nov. 12, 1960
	4 (of 5) Duke	Oct. 31, 1964
	4 (of 4) Duke	Oct. 30, 1965
	4 (of 4) Tulane	Oct. 22, 1966
	4 (of 4) Alabama	Sept. 8, 1979
	4 (of 5) Maryland	Oct. 12, 1991
	4 (of 6) NC State	Oct. 10, 1998
	4 (of 4) Mississippi State	Oct. 3, 2009

INDIVIDUAL

RUSHING

MOST ATTEMPTS

ATT	PLAYER	OPPONENT	DATE
1. 41	Robert Baldwin	Duke	9/24/94
2. 40	Phil Asack	Duke	11/2/68
3. 39	Joe Gattuso	Navy	11/12/77
	39 Vagas Ferguson	Notre Dame	10/6/79
	39 Thomas Jones	Virginia	11/6/99
	39 Morgan Kane	Wake Forest	11/20/99
	39 Verron Haynes	Georgia	11/24/01
8. 38	Steve Jones	Duke	11/4/72
	38 Eddie Meyers	Navy	11/14/81
10. 37	Rodney Davis	Fresno State	12/31/02

MOST RUSHING YARDS

YDS	PLAYER	OPPONENT	DATE
1. 255	Vagas Ferguson	Notre Dame	11/18/78
2. 242	Bo Jackson	Auburn	10/19/85
3. 234	Randy Cuthbert	Duke	10/28/89
4. 233	C.J. Spiller	Clemson	12/5/09
5. 225	Herschel Walker	Georgia	12/5/81
6. 224	Morgan Kane	Wake Forest	11/20/99
7. 218	Chris Douglas	Duke	11/8/03
8. 217	Benny Cunningham	Middle Tennessee	9/29/12
9. 216	James Davis	Clemson	10/21/06
10. 213	Thomas Jones	Virginia	11/6/99

MOST RUSHING YARDS / TWO PLAYERS COMBINED

YDS	PLAYERS	OPPONENT	DATE
1. 349	Ealey/King	Georgia	11/28/09
2. 332	Davis/Spiller	Clemson	10/21/06
3. 307	Jackson/Fullwood	Auburn	10/19/85
4. 299	Jones/Wornack	Virginia	10/17/98
5. 296	Spiller/Ellington	Clemson	12/5/09
6. 282	Ferguson/Stone	Notre Dame	11/18/78
7. 281	Cuthbert/Boone	Duke	10/28/89
8. 279	Ferguson/Pallas	Notre Dame	11/18/78
9. 278	Ferguson/Buchanan	Notre Dame	11/18/78
10. 277	Jackson/Washington	Auburn	10/19/85

MOST RUSHING TOUCHDOWNS

TD	PLAYER	OPPONENT	DATE
1. 5	Benny Cunningham	Middle Tennessee	9/29/12
2. 4	Herschel Walker	Georgia	12/5/81
	4 Tiki Barber	Virginia	9/16/95
	4 C.J. Spiller	Clemson	12/5/09
5. 3	24 times, most recently:		
	Elijah Hood	North Carolina	11/5/16

PASSING

MOST ATTEMPTS

ATT	PLAYER	OPPONENT	DATE
1. 65	Rusty LaRue	Wake Forest	11/4/95
2. 62	Cory Phillips	Georgia	11/25/00
3. 61	David Watford	Virginia	10/26/13
4. 58	Matt Schaub	Virginia	10/26/02
5. 56	Willie Perkins	Western Carolina	10/12/85
6. 55	Quincy Carter	Georgia (OT)	11/27/99
7. 53	Sean Glennon	Virginia Tech	9/30/06
	53 Daniel Evans	NC State	11/4/06
8. 52	Stephen Morris	Miami (OT)	9/22/12
9. 51	Scott Milanovich	Maryland	9/28/95
	51 Danny Kanell	Florida State	10/21/95

MOST COMPLETIONS

CMP	PLAYER	OPPONENT	DATE
1. 43	David Watford	Virginia	10/26/13
2. 41	Danny Kanell	Florida State	10/21/95
	41 Rusty LaRue	Wake Forest	11/4/95
	41 Matt Schaub	Virginia	10/26/02
5. 36	Cory Phillips	Georgia	11/25/00
6. 32	Scott Milanovich	Maryland	9/28/95
	32 Bryson Spinner	Virginia	11/10/01
	32 Deshaun Watson	Clemson	9/22/16
	32 Jerod Evans	Virginia Tech	11/12/15
10. 31	Steve Slayden	Duke	10/31/87
	31 Matt Berry	BYU	8/28/03
	31 Phillip Rivers	NC State	10/4/03
	31 Stephen Morris	Miami (OT)	9/22/12

MOST PASSING TOUCHDOWNS

TD	PLAYER	OPPONENT	DATE
1. 6	Steve Slayden	Duke	10/31/87
2. 5	Tony Sacca	Penn State	8/28/91
	5 Bryson Spinner	Virginia	11/10/01
	5 Christian Ponder	Florida State	10/10/09
5. 4	Mark Maye	North Carolina	9/19/87
	4 Charlie Ward	Florida State	10/2/93
	4 Scott Milanovich	Maryland	10/22/94
	4 Danny Kanell	Florida State	10/21/95
	4 Aaron Brooks	Virginia	11/8/97
	4 David Green	Duke	11/15/97
	4 Mike Bobo	Georgia	11/29/97
	4 Brett Ratliff	Utah	12/29/05
	4 Sean Renfree	Duke	11/19/11
	4 Tajh Boyd	Clemson	11/14/13

HIGHEST COMPLETION PERCENTAGE (MINIMUM 10 ATTEMPTS)

PCT	PLAYER	OPPONENT	DATE
1. .900	9-10 Don Altman	Duke	10/29/60
2. .824	14-17 Aaron Murray	at Georgia	11/24/12
3. .818	9-11 Steadman Shealy	Alabama	9/8/79
	.818 27-33 Ben Bennett	Duke	10/29/83
	.818 9-11 James Jackson	Georgia	11/28/87
6. .813	13-16 Mike Bobo	Georgia	11/25/94
7. .803	41-51 Danny Kanell	Florida State	10/21/95
8. .800	20-25 Jacory Harris	at Miami	9/17/09
9. .789	15-19 Tim Esposito	NC State	10/6/84
	.789 15-19 Aaron Murray	at Georgia	11/27/10

MOST INTERCEPTIONS THROWN

INT	PLAYER	OPPONENT	DATE
1. 5	Tom Schultze	VMI	11/10/73
2. 4	Leo Hart	Duke	11/1/69
	4 Bruce Gadd	Rice	9/30/72
	4 Buddy Gilbert	Tulane	10/25/75
	4 Tim Couch	Chattanooga	11/9/85
	4 Steve Slayden	Duke	11/1/86
	4 Todd Ellis	South Carolina	10/15/88
	4 John Kaleo	Maryland	10/10/92
	4 Brandon Cox	Auburn	9/3/05
	4 Dwight Dasher	Middle Tennessee	10/16/10

MOST YARDS PASSING

YDS	PLAYER	OPPONENT	DATE
1. 501	Rusty LaRue	Wake Forest	11/4/95
2. 443	Chris Weinke	Florida State	9/9/00
3. 436	Stephen Morris	Miami (OT)	9/22/12
4. 435	Matt Ryan	Boston College	9/15/07
5. 415	Mike Bobo	Georgia	11/29/97
6. 413	Cory Phillips	Georgia	11/25/00
7. 407	Matthew Stafford	Georgia	11/29/08
8. 406	Mark Maye	North Carolina	9/19/87
9. 399	Thad Busby	Florida State	10/18/97
10. 397	Tajh Boyd	Clemson	10/6/12

RECEIVING

MOST RECEPTIONS

REC	PLAYER	OPPONENT	DATE
1. 16	Corey Thomas	Duke	11/15/97
	16 Travis Latendresse	vs. Utah	12/9/05
3. 13	Mark Militello	Duke	10/29/83
	13 Jermaine Lewis	Maryland	9/28/95
	13 Darius Jennings	Virginia	10/26/13
6. 12	Roger Boone	Duke	10/31/87
	12 Shawn Foreman	West Virginia	12/29/97
	12 Randy McMichael	Georgia	11/25/00
9. 11	seven times		

MOST YARDS RECEIVING

YDS	PLAYER	OPPONENT	DATE
1. 276	Corey Thomas	Duke	11/15/97
2. 247	Randy Marriott	North Carolina	9/19/87
3. 234	Herman Moore	Virginia	11/3/90
4. 214	Travis Latendresse	vs. Utah	12/29/05
5. 204	Cormac Carney	Air Force	11/11/78
6. 189	Jermaine Lewis	Maryland	9/28/95
7. 184	Phillip Dorsett	Miami (OT)	9/22/12
8. 180	Mohamed Massaquoi	Georgia	11/29/08
9. 176	Todd Dixon	Wake Forest	11/17/90
	176 Martavis Bryant	Clemson	11/14/13

SCORING

MOST POINTS SCORED

GAME

118 (68-50) – at North Carolina (Nov. 10, 2012)

ACC

118 (68-50) – at North Carolina (Nov. 10, 2012)

HISTORIC

222 (222-0) – vs. Cumberland (Oct. 7, 1916)

HALF

63 (1st) – vs. Florida State (Oct. 10, 2009),
vs. Western Carolina (Sept. 1, 2011)

ACC

63 (1st) – vs. Florida State (Oct. 10, 2009)

QUARTER

45 (4th) – vs. NC State (Oct. 1, 2011)

ACC

45 (4th) – vs. NC State (Oct. 1, 2011)

MOST TOUCHDOWNS

GAME

16 – at North Carolina (Nov. 10, 2012)

ACC

16 – at North Carolina (Nov. 10, 2012)

HALF

9 (1st) – vs. Florida State (Oct. 10, 2009),
vs. Western Carolina (Sept. 1, 2011)

ACC

9 (1st) – vs. Florida State (Oct. 10, 2009)

QUARTER

7 (4th) – vs. Virginia (Nov. 10, 2001)

ACC

7 (4th) – vs. Virginia (Nov. 10, 2001)

FEWEST TOUCHDOWNS

GAME

0 – 10 times, most recently:
vs. Wake Forest (Dec. 2, 2006)

ACC

0 – vs. Wake Forest (Dec. 2, 2006)

MOST FIELD GOALS

GAME

7 – vs. Western Carolina (Sept. 12, 1992),
vs. Georgia (Nov. 24, 2001)

ACC

6 – four times, most recently:
vs. Florida State (Oct. 24, 2015)

MOST FIELD GOALS ATTEMPTED

GAME

10 – vs. NC State (Oct. 3, 1992)

ACC

10 – vs. NC State (Oct. 3, 1992)

MOST FIELD GOALS MISSED

GAME

5 – six times, most recently:
vs. NC State (Oct. 20, 2001)

ACC

5 – vs. NC State (Oct. 3, 1992),
vs. Maryland (Oct. 31, 1998),
vs. NC State (Oct. 20, 2001)

RUSHING

MOST YARDS

GAME

755 – vs. Kansas (Sept. 17, 2011)

ACC

663 – at Pittsburgh (Oct. 25, 2014)

FEWEST YARDS

GAME

58 – vs. Georgia (Nov. 27, 2004)

ACC

81 – vs. NC State (Oct. 4, 2003)

MOST ATTEMPTS

GAME

125 – vs. Auburn (Oct. 18, 1975)

ACC

109 – vs. Wake Forest (Nov. 13, 1982),
vs. Virginia (Oct. 13, 1984)

FEWEST ATTEMPTS

GAME

51 – vs. Samford (Sept. 9, 2006)

ACC

58 – vs. Wake Forest (Nov. 4, 1995),
vs. Virginia (Nov. 10, 2001)

PASSING

MOST YARDS

GAME

813 – vs. Virginia (Nov. 10, 2001)

ACC

813 – vs. Virginia (Nov. 10, 2001)

FEWEST YARDS

GAME

6 – vs. Georgia (Nov. 30, 1974)

ACC

146 – vs. Maryland (Nov. 3, 2012)

MOST COMPLETIONS

GAME

71 – vs. Virginia (Nov. 10, 2001)

ACC

71 – vs. Virginia (Nov. 10, 2001)

FEWEST COMPLETIONS

GAME

1 – vs. Georgia (Nov. 30, 1974)

ACC

11 – three times, most recently:
vs. Maryland (2012)

MOST ATTEMPTS

GAME

101 – vs. Virginia (Nov. 10, 2001),
vs. Virginia (Oct. 26, 2002)

ACC

101 – vs. Virginia (Nov. 10, 2001),
vs. Virginia (Oct. 26, 2002)

FEWEST ATTEMPTS

GAME

8 – vs. Auburn (Oct. 17, 1959),
vs. Georgia (Nov. 30, 1974),
vs. Georgia (Nov. 27, 1976)

ACC

21 – vs. Virginia Tech (Oct. 17, 2009)

MOST INTERCEPTIONS

GAME

9 – vs. Rice (Sept. 30, 1972)

ACC

7 – vs. Wake Forest (Nov. 21, 1987)

TOTAL OFFENSE

MOST YARDS

GAME

1,190 – at North Carolina (Oct. 18, 2014)

ACC

1,164 – vs. Duke (Oct. 29, 2016)

FEWEST YARDS

GAME

169 – vs. Florida (Sept. 14, 1963)

ACC

410 – vs. Maryland (Oct. 9, 2004)

MOST PLAYS

GAME

180 – vs. Georgia (Nov. 27, 1999)

ACC

169 – vs. Duke (Oct. 31, 1987)

FEWEST PLAYS

GAME

94 – vs. Kentucky (Sept. 20, 1958)

ACC

113 – vs. Virginia (Sept. 21, 2006)

MOST FIRST DOWNS

GAME

64 (27-37) – vs. Wake Forest (Nov. 21, 1998)

ACC

64 (27-37) – vs. Wake Forest (Nov. 21, 1998)

FEWEST FIRST DOWNS

GAME

15 (8-7) – vs. Florida (Sept. 14, 1963)

15 (4-11) – vs. Vanderbilt (Sept. 18, 1965)

ACC

21 (6-15) – vs. Virginia Tech (Sept. 24, 2005)

TURNOVERS

MOST TURNOVERS

GAME

13 – five times, most recently:
vs. Duke (1976)

ACC

10 – vs. NC State (Sept. 9, 1989),
vs. Wake Forest (Nov. 17, 1990)

FEWEST TURNOVERS

GAME

0 – 11 times, most recently:
vs. Kansas (Sept. 17, 2011)

ACC

0 – six times, most recently:
at Miami (Sept. 17, 2009)

MOST FUMBLES

GAME

12 – vs. Tennessee (Oct. 12, 1968),
vs. Penn State (Aug. 28, 1991)

ACC

11 – vs. Miami (Nov. 21, 2015)

MOST FUMBLES LOST

GAME

11 – vs. Tennessee (Oct. 12, 1968)

ACC

6 – vs. Maryland (Oct. 7, 1989),
vs. NC State (Sept. 8, 1990)

PENALTIES

MOST PENALTIES

GAME

34 – vs. Florida State (Sept. 9, 2000)

ACC

34 – vs. Florida State (Sept. 9, 2000)

FEWEST PENALTIES

GAME

2 – seven times, most recently:
vs. Wake Forest (Nov. 16, 1985)

ACC

2 – vs. Virginia (Oct. 13, 1984),
vs. Wake Forest (Nov. 16, 1985)

MOST PENALTY YARDS

GAME

254 – vs. Florida State (Sept. 9, 2000)

ACC

254 – vs. Florida State (Sept. 9, 2000)

MOST POINTS, GAME

70 – vs. Elon, Aug. 31, 2013

MOST POINTS, HALF

52 (1st) – vs. Alabama A&M, Nov. 23, 2013

MOST POINTS, QUARTER

30 (3rd) – at North Carolina, Nov. 10, 2012

LARGEST DEFICIT OVERCOME, WIN

16 (12-28) – at Georgia, Nov. 29, 2008

LARGEST FIRST-QUARTER DEFICIT OVERCOME TO WIN

13 (0-13) – vs. North Carolina, Sept. 21, 2013

LARGEST HALFTIME DEFICIT OVERCOME TO WIN

16 (12-28) – at Georgia, Nov. 29, 2008

LARGEST THIRD-QUARTER DEFICIT OVERCOME TO WIN

13 (14-27) – at Georgia, Nov. 26, 2016

LARGEST LEAD BEFORE OPPONENT SCORES

70-0 – vs. Elon, Aug. 31, 2013

LARGEST FIRST-QUARTER LEAD

34 (34-0) – vs. Alcorn State, Sept. 3, 2015

LARGEST HALFTIME LEAD

52 (52-0) – vs. Alabama A&M, Nov. 23, 2013

LARGEST THIRD-QUARTER LEAD

63 (63-0) – vs. Elon, Aug. 31, 2013

LARGEST MARGIN OF VICTORY

70-0 – vs. Elon, Aug. 31, 2013

MOST POINTS VS. RANKED OPPONENT

49 – vs. 8/8 Mississippi State, Dec. 31, 2014

MOST POINTS, HOME

70 – vs. Elon, Aug. 31, 2013

MOST POINTS, ROAD GAME

68 – at North Carolina, Nov. 10, 2012

MOST POINTS, BOWL GAME

49 – vs. Mississippi State (Orange), Dec. 31, 2014

MOST POINTS, ACC GAME

68 – at North Carolina, Nov. 10, 2012

MOST POINTS IN A LOSS

43 (43-48) – at North Carolina, Oct. 18, 2014

FEWEST POINTS IN A WIN

10 – vs. Gardner-Webb, Oct. 11, 2008

LARGEST MARGIN OF VICTORY, ACC GAME

56 (56-0) – vs. Syracuse, Oct. 19, 2013

MOST TOUCHDOWNS SCORED

10 – two times, most recently: vs. Alcorn State, Sept. 3, 2015

MOST TOUCHDOWNS SCORED, QUARTER

5 (1st) – vs. Alcorn State, Sept. 3, 2015

MOST TOUCHDOWNS SCORED, HALF

7 – two times, most recently: (1st) vs. Alcorn State, Sept. 3, 2015

MOST RUSHING TOUCHDOWNS SCORED

9 – vs. Alcorn State, Sept. 3, 2015

MOST PASSING TOUCHDOWNS SCORED

4 – at Duke, Sept. 14, 2013

4 – vs. Georgia Southern, Sept. 13, 2014

MOST FIELD GOALS MADE

4 – vs. Clemson, Dec. 5, 2009

4 – vs. Kentucky, Dec. 31, 2016

MOST FIELD GOALS ATTEMPTED

5 – vs. Utah (ot), Dec. 31, 2012

TWO-POINT CONVERSIONS ATTEMPTED

3 – at Georgia, Nov. 29, 2008

TWO-POINT CONVERSIONS CONVERTED

2 – at Georgia, Nov. 29, 2008

SAFETIES SCORED

1 – two times, most recently: vs. Tulane, Sept. 12, 2015

PUNT RETURNS FOR TOUCHDOWN

1 (68) – vs. Jacksonville State, Sept. 5, 2009

1 (85) – vs. Clemson, Sept. 10, 2009

FUMBLE RETURNS FOR TOUCHDOWN

1 (40) – at Mississippi State, Oct. 3, 2009

1 (18) – vs. Alabama A&M, Nov. 23, 2013

1 (43) – at NC State, Nov. 8, 2014

1 (0) – at Clemson, Oct. 10, 2015

1 (38) – vs. Kentucky, Dec. 31, 2016

MOST FIRST DOWNS

32 – at Georgia, Nov. 27, 2010

MOST YARDS OF TOTAL OFFENSE

768 – vs. Kansas, Sept. 17, 2011

MOST YARDS OF TOTAL OFFENSE, HALF

431 (2nd) – vs. Kansas, Sept. 17, 2011

MOST PLAYS

92 – at Georgia, Nov. 27, 2010

HIGHEST AVERAGE PER PLAY

13.5 (768/50) – vs. Kansas, Sept. 17, 2011

MOST YARDS RUSHING

604 – vs. Kansas, Sept. 17, 2011

MOST RUSHING ATTEMPTS

77 – at Georgia, Nov. 27, 2010

HIGHEST AVERAGE PER RUSH

12.1 (604/50) – vs. Kansas, Sept. 17, 2011

MOST PASS COMPLETIONS

18 – vs. Middle Tennessee, Sept. 29, 2012

MOST PASS ATTEMPTS

31 – at Virginia, Oct. 31, 2015

FEWEST PASS ATTEMPTS

4 – at North Carolina, Sept. 18, 2010

4 – at Maryland, Nov. 3, 2012

MOST PASSES INTERCEPTED

2 – 13 times, most recently: vs. Georgia, Nov. 28, 2015

MOST YARDS PASSING

365 – vs. Western Carolina, Sept. 1, 2011

HIGHEST PASS COMPLETION PERCENTAGE

.875 (7-8) – at NC State, Nov. 8, 2014

HIGHEST AVERAGE PER ATTEMPT

23.4 – vs. Kansas, Sept. 17, 2011

HIGHEST AVERAGE PER COMPLETION

51.0 (1) – vs. Virginia Tech, Oct. 17, 2009

FEWEST TURNOVERS

0 – 18 times, most recently; vs. Kentucky, Dec. 31, 2016

FEWEST PENALTIES

0 – two times, most recently; Alcorn State, Sept. 3, 2015

FEWEST PENALTY YARDS

0 – two times, most recently; vs. Alcorn State Sept. 3, 2015

FEWEST PUNTS

0 – four times

HIGHEST AVERAGE PUNTING YARDS (MINIMUM 2 ATTEMPTS)

52.5 (2) – at Duke, Sept. 14, 2013

MOST PUNT RETURNS

6 – vs. Syracuse, Oct. 19, 2013

6 – vs. Gardner-Webb, Oct. 11, 2008

MOST PUNT RETURN YARDS

87 (3) – vs. Jacksonville State, Sept. 5, 2009

HIGHEST PUNT RETURN AVERAGE (MINIMUM 2 RETURNS)

42.0 (2) – vs. Miami (ot), Sept. 22, 2012

MOST KICKOFF RETURNS

9 – at Clemson, Nov. 14, 2013

MOST KICKOFF RETURN YARDS

230 (7) – at North Carolina, Nov. 10, 2012

HIGHEST KICK RETURN AVERAGE (MINIMUM 2 RETURNS)

46.3 – at Duke, Nov. 14, 2009

MOST INTERCEPTIONS (BY GEORGIA TECH)

4 – at Clemson, Oct. 18, 2008

4 – vs. Middle Tennessee, Oct. 16, 2010

MOST INTERCEPTION RETURN YARDS

173 (3) – vs. Elon, Aug. 31, 2013

MOST THIRD-DOWN CONVERSIONS

13 (of 20) – three times

HIGHEST PERCENTAGE OF THIRD-DOWN CONVERSIONS

.889 (8-9) – vs. Elon, Aug. 31, 2013

MOST THIRD-DOWN ATTEMPTS

20 – four times

MOST FOURTH-DOWN CONVERSIONS

4 – three times

MOST FOURTH-DOWN CONVERSION ATTEMPTS

7 (3) – at Georgia, Nov. 24, 2012

MOST TIME OF POSSESSION

43:45 – vs. Boston College, Oct. 20, 2012

MOST TACKLES FOR LOSS (BY GEORGIA TECH)

14 – vs. Gardner-Webb, Oct. 11, 2008

MOST PASSES BROKEN-UP (BY GEORGIA TECH)

8 – vs. USC, Dec. 31, 2012

MOST SACKS (BY GEORGIA TECH)

7 – vs. North Carolina, Sept. 24, 2011

MOST SACK YARDS (BY GEORGIA TECH)

49 (6) – vs. Gardner-Webb, Oct. 11, 2008

MOST PLAYERS TO SCORE TOUCHDOWN

9 – two times, most recently; vs. Tulane, Sept. 12, 2015

MOST PLAYERS TO RUSH FOR TOUCHDOWN

6 – six times, most recently; vs. Tulane, Sept. 12, 2015

MOST PLAYERS TO CATCH TOUCHDOWN PASS

4 – vs. Georgia Southern, Sept. 13, 2014

LONGEST SCORING DRIVE (PLAYS)

20 (fg) – at North Carolina, Sept. 18, 2010

20 – at Miami, Oct. 22, 2011

LONGEST SCORING DRIVE (TIME)

10:47 – at Virginia, Oct. 24, 2009

LONGEST SCORING DRIVE (YARDS)

99 – vs. Elon, Aug. 31, 2013

SHORTEST SCORING DRIVE (PLAYS)

1 – 32 times, most recently; at North Carolina, Nov. 5, 2016

SHORTEST SCORING DRIVE (TIME)

0:03 – at Duke, Nov. 14, 2009

SHORTEST SCORING DRIVE (YARDS)

-6 (fg) – vs. Virginia, Nov. 19, 2016

YEAR	-TOTAL OFFENSE-				---RUSHING---				-----PASSING-----					-----SCORING-----				-----RETURNS-----										
	G	YDS	YPG	TD	ATT	YDS	YPG	TD	CMP	ATT	INT	PCT	YDS	YPG	TD	FD	FG-A	PTS	PPG	PR	YDS	AVG	KOR	YDS	AVG	PEN	YDS	
1948	GT	10	3549	354.9	34	452	1803	180.3	20	112	206	17.544	1746	174.6	14	157	na	226	22.6									
	OPP	10	1513	151.3	10	374	749	74.9	9	62	150	12.413	764	76.4	1	86	na	69	6.9									
1949	GT	10	3001	300.1	28	457	1998	199.8	20	67	156	18.429	1003	100.3	6	153	1-2	197	19.7									
	OPP	10	2263	226.3	19	477	1455	144.5	14	65	146	17.445	808	80.8	5	114	0-1	129	12.9									
1950	GT	11	2532	230.2	27	437	1365	124.0	14	90	187	18.482	1167	106.1	10	132	1-1	182	16.5									
	OPP	11	3204	291.3	28	490	1806	164.2	19	105	216	20.489	1398	127.1	9	163	0-1	193	17.5									
1951*	GT	12	3701	308.4	42	557	2067	172.3	26	110	213	17.516	1634	136.1	14	162	2-3	295	24.6									
	OPP	12	2489	207.4	13	537	1370	114.2	10	110	249	24.442	1119	93.3	3	146	0-0	90	7.5									
1952*	GT	12	4098	341.5	44	680	2847	237.3	30	99	207	19.478	1251	104.3	11	220	6-na	325	27.1									
	OPP	12	2182	181.8	8	527	1312	109.3	8	82	214	26.383	880	73.3	0	122	1-na	59	4.9									
1953*	GT	12	3740	311.7	41	554	2209	184.1	23	107	223	11.480	1531	127.6	17	207	3-na	288	24.0									
	OPP	12	2685	223.8	16	556	1858	154.8	15	75	174	22.431	827	68.9	1	153	1-na	111	9.3									
1954	GT	10	2728	272.8	25	408	1821	182.1	16	72	151	11.477	907	90.7	8	147	1-na	175	17.5									
	OPP	10	2465	246.5	13	537	1878	187.8	10	51	118	15.432	587	58.7	3	142	1-na	91	9.1									
1955	GT	10	2672	267.2	27	509	1998	199.8	16	51	104	9.491	674	67.4	6	147	0-na	182	18.2									
	OPP	10	1999	199.9	6	406	1341	134.1	5	49	110	15.445	685	68.5	1	98	1-na	46	4.6									
1956	GT	10	2875	287.5	33	525	2249	224.9	22	51	107	5.477	626	62.6	9	160	0-na	227	22.7									
	OPP	10	2003	200.3	5	405	1284	128.4	4	53	132	17.402	719	71.9	1	107	0-na	33	3.3									
1957	GT	10	1933	193.3	11	446	1411	141.1	6	59	118	9.500	522	52.2	4	120	1-na	75	7.5									
	OPP	10	1778	177.8	10	473	1444	144.4	9	31	73	7.425	334	33.4	1	107	1-na	71	7.1									
1958	GT	10	2124	212.4	12	448	1473	147.3	10	65	143	11.455	651	65.1	1	114	4-10	93	9.3									
	OPP	10	2018	201.8	12	423	1447	144.7	9	55	129	12.426	571	57.1	3	100	3-5	91	9.1									
1959	GT	10	2023	202.3	18	427	1446	144.6	11	44	96	5.458	577	57.7	7	109	2-5	129	12.9									
	OPP	10	2163	216.3	15	432	1135	113.0	7	75	147	9.514	1028	102.8	7	110	3-4	107	10.7									
1960	GT	10	1999	199.9	14	391	1360	136.0	9	51	118	15.432	639	63.9	3	114	8-14	118	11.8									
	OPP	10	2506	250.6	13	456	1472	147.2	7	94	164	12.573	1034	103.4	6	148	3-7	97	9.7									
1961	GT	10	2305	230.5	22	481	1484	148.4	19	69	142	12.486	821	82.1	3	151	4-6	162	16.2									
	OPP	10	1785	178.5	6	365	949	94.9	3	78	166	11.470	836	83.6	3	107	3-5	50	5.0									
1962	GT	10	2799	279.9	27	453	1750	175.0	18	88	171	9.515	1049	104.9	7	155	5-10	201	20.1									
	OPP	10	2160	216.0	11	374	1024	102.4	6	95	201	16.473	1136	113.6	4	114	4-6	83	8.3									
1963	GT	10	2590	259.0	20	454	1524	152.4	11	81	162	7.500	1066	106.6	10	151	12-17	173	17.3									
	OPP	10	2080	208.0	11	416	1337	133.7	9	60	152	9.395	743	74.3	2	115	4-5	89	8.9									
1964	GT	10	2151	215.1	16	446	1294	129.4	9	65	132	12.492	857	85.7	6	127	3-8	121	12.1									
	OPP	10	2317	231.7	10	373	1002	100.2	6	108	232	13.466	1315	131.5	3	128	3-8	79	7.9									
1965	GT	10	2848	284.8	29	406	1428	142.8	12	122	214	8.570	1420	142.0	12	173	7-15	222	22.0									
	OPP	10	3341	334.1	19	467	1664	164.4	11	138	263	17.525	1677	167.7	8	187	6-13	150	15.0									
1966	GT	10	2950	295.0	33	481	1818	181.8	21	98	204	15.480	1132	113.2	5	178	6-13	248	24.8									
	OPP	10	2066	206.6	9	400	1081	108.1	4	79	202	16.391	985	98.5	4	110	7-11	81	8.1									
1967	GT	10	2628	262.8	16	453	1271	127.1	10	116	269	13.431	1357	135.7	6	145	7-10	129	12.9									
	OPP	10	3155	315.5	28	494	1927	192.7	18	88	192	11.458	1228	122.8	10	159	4-10	205	20.5									
1968	GT	10	3005	300.5	21	362	629	62.9	8	192	352	17.545	2376	237.6	13	165	3-7	158	15.8									
	OPP	10	3685	368.5	36	584	2339	233.9	24	105	227	9.462	1346	134.6	6	215	5-13	263	26.3									
1969	GT	10	2428	242.8	18	483	1363	136.3	8	94	200	20.470	1065	106.5	7	136	6-15	144	14.4									
	OPP	10	3301	330.1	25	476	1488	148.8	12	133	289	28.460	1813	181.3	12	185	3-13	183	18.3									
1970	GT	11	3389	301.8	29	547	1882	171.1	13	144	278	23.518	1507	137.0	13	196	5-9	216	19.6									
	OPP	11	3260	296.4	21	424	1226	111.5	10	131	298	23.440	2034	184.9	9	155	4-14	156	14.2									
1971	GT	11	2953	268.5	23	537	1695	154.1	13	133	250	14.532	1258	114.4	8	171		189	17.2									
	OPP	11	2790	253.6	17	477	1299	118.1	11	114	240	14.475	1491	135.5	7	167		166	15.1									
1972	GT	11	3608	328.0	33	499	1597	145.2	13	144	277	20.520	2011	182.8	16	186	7-22	253	23.0									
	OPP	11	3409	309.9	23	568	2045	185.9	13	108	224	21.482	1364	124.0	7	190	12-24	196	17.8									
1973	GT	11	3412	310.2	22	532	1720	156.4	16	137	257	14.533	1692	153.8	6	199	14-26	192	17.5									
	OPP	11	3760	341.8	27	538	2447	222.5	13	103	198	13.520	1313	119.7	12	221	8-15	211	19.2									
1974	GT	11	3694	335.8	31	650	3162	287.5																				

YEAR-BY-YEAR TEAM STATISTICS

YEAR	-TOTAL OFFENSE-				-RUSHING-				-PASSING-					-SCORING-			-RETURNS-					PEN	YDS					
	G	YDS	YPG	TD	ATT	YDS	YPG	TD	CMP	ATT	INT	PCT	YDS	YPG	TD	FD	FG-A	PTS	PPG	PR	YDS			AVG	KOR	YDS	AVG	
1988	GT	11	3420	310.9	22	427	1577	143.4	13	182	332	15	.548	1843	167.5	7	202	15-20	200	18.2	31	206	6.7	37	764	20.6	69	564
	OPP	11	3094	281.3	24	484	1566	142.4	12	129	252	14	.512	1528	138.9	8	180	9-14	194	17.6	21	81	3.9	40	786	19.7	79	614
1989	GT	11	4070	370.0	31	519	2301	209.2	16	144	276	14	.522	1769	160.8	13	215	15-24	265	24.1	30	173	5.8	43	939	21.8	79	687
	OPP	11	3732	339.3	25	466	1630	148.2	15	196	356	14	.551	2102	191.1	8	216	12-19	213	19.4	18	146	8.1	45	958	21.3	50	391
1990	GT	11	4334	394.0	41	524	2298	208.9	24	146	255	13	.573	2036	185.1	14	231	15-23	334	31.6	42	244	5.8	39	900	23.1	54	397
	OPP	11	3242	294.7	13	434	1220	110.9	7	151	309	24	.489	2022	183.8	5	174	24-28	165	15.5	20	155	7.8	54	1,044	19.3	59	442
1991	GT	12	4651	387.6	33	537	2104	175.3	18	192	368	18	.522	2547	212.3	13	240	11-17	265	22.1	53	507	9.6	34	595	17.5	76	594
	OPP	12	3333	277.8	25	462	1344	112.0	10	178	369	18	.482	1989	165.8	12	190	8-15	197	16.4	32	357	11.2	40	768	19.2	59	505
1992	GT	11	3723	338.5	26	390	1143	103.9	9	206	398	10	.518	2397	234.5	16	203	19-26	237	21.5	30	278	9.3	43	870	20.2	65	503
	OPP	11	4401	400.1	32	533	2066	187.8	17	180	310	14	.581	2335	212.3	12	229	20-30	286	26.0	37	389	10.5	26	585	22.5	67	540
1993	GT	11	4398	399.8	34	467	2463	223.9	20	153	271	14	.565	1935	175.9	13	224	9-15	260	23.6	23	112	4.9	37	814	22.0	71	602
	OPP	11	4373	397.5	36	529	1874	170.4	21	195	318	10	.613	2499	135.6	14	249	12-18	286	26.0	26	235	9.0	36	674	18.7	81	610
1994	GT	11	3847	349.7	23	349	1145	104.1	4	223	407	18	.548	2702	245.6	18	194	9-16	185	16.8	22	118	5.4	48	1,080	22.5	73	605
	OPP	11	4207	382.5	39	580	2534	230.4	28	144	266	10	.548	1673	152.1	10	233	16-24	319	29.0	36	388	10.8	35	633	18.1	66	529
1995	GT	11	3849	349.9	33	523	2321	211.0	22	134	248	7	.540	1528	138.9	10	208	11-18	260	23.6	34	404	11.9	33	588	17.8	78	622
	OPP	11	3695	335.9	31	372	1003	91.2	17	239	385	11	.621	2692	244.7	13	208	9-16	243	22.1	22	258	11.7	43	986	22.9	56	467
1996	GT	11	3683	334.8	25	499	1821	165.5	12	144	262	16	.550	1862	169.3	9	197	15-26	220	20.0	32	408	12.7	35	793	22.7	62	527
	OPP	11	3832	348.4	29	412	1635	148.6	13	177	312	13	.567	2197	199.7	12	190	11-13	236	21.5	16	77	4.8	31	453	14.6	62	543
1997	GT	11	4037	367.0	33	449	1667	151.5	18	177	279	9	.634	2370	215.5	13	206	16-20	279	25.4	25	253	10.1	38	774	20.4	70	632
	OPP	11	4719	420.0	34	379	1460	132.7	10	257	402	16	.639	3259	296.3	23	239	10-17	266	24.2	19	220	11.6	41	766	18.7	81	641
1998	GT	11	4276	388.7	50	469	2021	183.7	22	153	280	8	.546	2255	205.0	17	222	13-21	391	35.5	37	490	13.2	39	917	23.5	72	584
	OPP	11	4376	397.6	34	447	1844	167.6	17	199	361	10	.551	2830	230.0	14	224	10-15	267	24.3	17	123	7.2	45	853	18.9	64	516
1999	GT	11	5599	509.0	59	503	2482	225.6	29	208	319	12	.652	3117	283.4	29	287	11-17	448	40.7	30	335	11.2	43	980	22.8	77	640
	OPP	11	4552	413.8	41	479	2015	183.2	26	195	353	9	.552	2537	230.6	15	244	15-17	333	30.3	13	102	7.8	51	999	19.6	72	562
2000	GT	11	4789	435.4	48	466	1807	164.3	21	231	374	6	.618	2982	271.1	23	259	12-18	372	33.8	38	355	9.3	30	706	23.5	92	769
	OPP	11	4176	379.6	27	371	1039	94.5	6	248	430	15	.577	3137	285.2	19	228	7-13	209	19.0	27	203	7.5	52	838	16.1	75	592
2001	GT	12	5015	417.9	47	500	1668	139.0	26	264	413	14	.639	3347	278.9	19	268	19-28	381	31.8	51	555	10.9	37	846	22.9	85	712
	OPP	12	4000	333.3	34	432	1405	117.1	17	212	390	11	.544	2595	216.2	13	218	11-12	267	22.2	16	135	8.4	47	1,060	22.6	99	787
2002*	GT	13	4871	374.7	35	500	2127	163.6	20	239	435	20	.549	2744	211.1	15	253	12-20	280	21.5	52	524	10.1	43	839	19.5	95	792
	OPP	13	4624	355.7	30	486	1750	134.6	16	235	440	11	.534	2874	221.1	11	228	18-25	267	20.5	37	306	8.3	34	642	18.9	88	751
2003*	GT	13	4298	330.6	32	509	2086	160.5	16	199	379	13	.525	2212	170.2	13	236	17-21	274	21.1	33	380	11.5	48	981	20.4	68	576
	OPP	13	4189	322.2	30	445	1307	100.5	14	257	425	13	.605	2882	221.7	15	218	18-24	266	20.5	36	324	9.0	47	1,076	22.9	93	800
2004*	GT	12	4157	346.4	31	486	1947	162.2	11	169	346	18	.488	2210	184.2	17	228	15-17	264	22.0	50	350	7.0	30	653	21.8	75	640
	OPP	12	3575	297.9	28	405	1255	104.6	13	215	395	10	.544	2320	193.3	12	192	10-21	227	18.9	33	195	5.9	34	792	23.3	92	782
2005*	GT	12	4188	349.0	27	464	1845	153.8	13	197	418	12	.471	2343	195.2	12	240	11-21	222	18.5	35	198	5.7	35	707	20.2	88	686
	OPP	12	3810	317.5	28	409	1247	103.9	9	205	384	21	.534	2563	213.6	16	200	15-17	241	20.1	32	282	8.8	35	830	23.7	90	768
2006*	GT	14	4649	332.1	45	526	2274	162.4	17	174	369	16	.472	2375	169.6	25	239	12-18	349	24.9	45	336	7.5	42	815	19.4	86	713
	OPP	14	4208	300.6	29	445	1467	104.8	13	238	461	13	.516	2741	195.8	11	223	18-26	257	18.4	33	164	5.0	50	1,349	27.0	97	847
2007*	GT	13	5004	384.9	38	548	2591	199.3	28	179	363	12	.493	2413	185.6	10	261	23-28	341	26.2	44	436	9.9	49	1,061	21.7	90	771
	OPP	13	4295	330.4	31	472	1488	114.5	19	219	389	12	.563	2807	215.9	12	219	14-20	271	20.8	20	140	7.0	66	1,119	17.0	77	668
2008*	GT	13	4842	372.5	40	640	3552	273.2	32	74	165	7	.448	1290	99.2	5	214	12-20	317	24.4	27	182	6.7	45	883	19.6	63	570
	OPP	13	4076	313.5	33	432	1564	120.3	13	246	415	18	.593	2512	193.2	20	224	11-14	264	20.3	15	147	9.8	55	1,094	19.9	58	487
2009*	GT	14	5910	422.1	62	792	4136	295.4	47	78	168	6	.464	1774	126.7	11	287	14-20	473	33.8	21	281	13.4	54	1,176	21.8	84	659
	OPP	14	5044	360.3	42	433	2123	151.6	16	245	398	12	.616	2921	208.6	23	241	18-27	347	24.8	10	74	7.4	78	1,755	22.5	68	557
2010*	GT	13	5294	407.2	42	753	4203	323.3	31	64	168	7	.381	1091	83.9	9	265	15-17	338	26.0	23	134	5.8	53	1,057	19.9	81	689
	OPP	13	4831	371.6	42	489	2206	169.7	25	221	365	8	.605	2625	201.9	14	253	11-19	328	25.2	16	185	11.6	58	1,110	19.1	63	531
2011*	GT	13	5964	458.8	59	717	4114	316.5	45	82	167	8	.491	1850	142.3	11	265	11-18	446	34.3	16	130	8.1	42	807	19.2	58	480
	OPP	13	4669	359.2	45	465	2100	161.5	19	215	385	14	.558	2569	197.6	23	239	9-15	339	26.1	13	82	6.3	70	1,515	21.6	54	364
2012*	GT	14	6175	441.1	63	808	4357	311.2	48	102	194	8	.526	1818	129.9	12	302	11-18	470	33.6	20	252	12.6	44	1,050	23.9	68	558
	OPP	14	5236	374.0	51	472	2019	144.2	27	269	448	16	.600	3217	229.8	23	270	12-19	396	28.3	22	98	4.5	66	1,569	23.8	67	



GEORGIA TECH NCAA STATISTICAL RANKINGS (SINCE 2000)

CATEGORY	2016	2015	2014	2013	2012	2011	2010	2009	2008	2007	2006	2005	2004	2003	2002	2001	2000
Pool Size	128	127	125	123	120	120	120	120	119	119	119	117	117	117	117	115	114
Rushing Offense	9 (258.1)	8 (256.2)	1 (342.1)	6 (299.3)	4 (311.2)	2 (316.5)	1 (323.3)	2 (295.4)	4 (273.2)	24 (199.3)	35 (162.4)	49 (153.8)	49 (162.3)	49 (160.5)	48 (163.6)	70 (139.0)	35 (164.3)
Passing Offense	124 (129.2)	123 (121.8)	121 (134.4)	118 (130.4)	115 (129.9)	112 (142.3)	119 (83.9)	115 (126.7)	116 (99.2)	98 (185.6)	91 (169.6)	89 (195.3)	86 (184.2)	100 (170.2)	61 (211.1)	17 (278.9)	17 (271.1)
Total Offense	85 (387.2)	80 (378.0)	19 (476.5)	44 (429.7)	35 (441.1)	18 (458.8)	36 (407.2)	11 (442.1)	50 (372.5)	69 (384.9)	67 (332.1)	78 (349.0)	80 (346.4)	94 (330.6)	57 (374.7)	34 (417.9)	15 (435.4)
Scoring Offense	70 (28.2)	63 (29.3)	11 (37.9)	26 (35.1)	34 (33.6)	21 (34.3)	71 (26.0)	11 (33.8)	174 (24.4)	68 (26.2)	54 (24.9)	103 (18.5)	85 (22.0)	90 (21.1)	94 (21.5)	28 (31.8)	18 (33.8)
Rushing Defense	64 (172.2)	57 (165.1)	62 (167.6)	11 (115.8)	41 (144.2)	66 (161.5)	78 (169.7)	68 (151.6)	24 (120.3)	20 (114.5)	20 (104.8)	13 (103.9)	13 (104.6)	12 (100.5)	42 (134.6)	23 (117.1)	12 (94.5)
Passing Defense	68 (229.4)	35 (202.9)	87 (243.7)	83 (244.5)	58 (229.8)	28 (197.9)	34 (201.9)	47 (208.6)	41 (193.2)	41 (315.9)	49 (195.8)	52 (213.6)	24 (193.3)	60 (221.7)	64 (221.1)	53 (216.3)	114 (285.2)
Total Defense	59 (401.6)	42 (368.0)	79 (411.3)	27 (360.2)	43 (374.4)	44 (359.3)	64 (371.6)	54 (360.3)	25 (313.5)	20 (330.4)	27 (300.6)	22 (317.5)	12 (297.9)	94 (330.6)	50 (355.7)	32 (333.3)	70 (379.6)
Scoring Defense	39 (24.5)	51 (25.8)	52 (25.7)	29 (22.8)	65 (28.3)	60 (26.1)	57 (25.2)	58 (24.8)	28 (20.3)	21 (20.9)	27 (18.4)	23 (20.1)	21 (18.9)	27 (20.5)	27 (20.5)	37 (22.3)	21 (19.0)
Net Punting	65 (37.40)	97 (35.83)	96 (35.63)	45 (37.6)	99 (35.1)	55 (36.9)	114 (32.2)	143 (31.4)	93 (33.2)	7 (39.2)	2 (40.7)	27 (35.9)	55 (35.9)	105 (32.6)	34 (35.8)	28 (37.3)	17 (37.6)
Punt Returns	20 (10.92)	51 (9.45)	58 (8.08)	56 (8.42)	16 (12.6)	61 (8.1)	97 (5.8)	10 (13.4)	88 (6.74)	41 (9.9)	84 (7.5)	105 (5.7)	92 (7.0)	25 (11.5)	59 (10.1)	31 (10.9)	58 (9.3)
Kickoff Returns	49 (21.41)	107 (19.03)	47 (21.76)	52 (22.0)	25 (23.9)	108 (19.2)	97 (19.9)	49 (21.8)	95 (19.6)	54 (21.7)	74 (19.4)	67 (20.2)	33 (21.8)	57 (20.4)	76 (19.5)	21 (22.9)	6 (23.5)
Turnover Margin	38 (0.31)	106 (-0.58)	14 (0.79)	85 (-0.30)	45 (0.29)	44 (0.15)	86 (-0.46)	25 (0.57)	149 (0.15)	83 (-0.31)	43 (0.21)	116 (0.75)	109 (-1.08)	153 (0.15)	88 (-0.62)	55 (0.08)	2 (1.64)
Fumbles Recovered	63 (8)	66 (8)	38 (11)	102 (6)	173 (9)	195 (7)	121 (13)	115 (14)	138 (11)	112 (15)	139 (12)	191 (7)	187 (7)	123 (14)	165 (11)	140 (11)	110 (15)
PASSES INTERCEPTED	58 (11)	91 (9)	10 (18)	40 (14)	120 (16)	131 (14)	199 (8)	150 (12)	115 (18)	117 (6)	152 (13)	6 (21)	175 (10)	156 (13)	179 (11)	166 (11)	126 (15)
Fumbles Lost	101 (11)	122 (14)	93 (12)	84 (11)	184 (13)	162 (11)	119 (20)	179 (12)	118 (20)	177 (12)	19 (6)	116 (7)	181 (12)	159 (12)	128 (10)	119 (7)	110 (6)
Interceptions Thrown	1 (4)	41 (10)	9 (6)	66 (13)	128 (8)	119 (8)	111 (7)	111 (6)	110 (7)	142 (12)	193 (16)	158 (12)	1107 (18)	157 (13)	1100 (20)	175 (14)	17 (6)
Turnovers Gained	67 (19)	91 (17)	17 (29)	71 (20)	136 (25)	163 (21)	169 (21)	129 (26)	120 (29)	188 (20)	147 (25)	116 (28)	192 (17)	136 (27)	179 (22)	154 (22)	113 (30)
Turnovers Lost	17 (15)	97 (24)	33 (18)	87 (24)	52 (21)	133 (19)	195 (27)	128 (18)	188 (27)	152 (24)	147 (22)	128 (19)	1108 (30)	162 (25)	191 (30)	140 (21)	13 (12)
Pass Efficiency	16 (153.59)	95 (119.80)	12 (155.07)	84 (122.2)	35 (143.5)	14 (154.3)	113 (102.1)	12 (149.6)	92 (111.9)	108 (107.6)	82 (114.9)	109 (97.9)	101 (108.3)	96 (105.9)	92 (110.1)	20 (140.4)	6 (145.9)
Pass Efficiency Defense	50 (125.50)	67 (127.04)	85 (132.88)	79 (132.4)	35 (143.5)	45 (124.4)	63 (129.2)	88 (136.3)	43 (117.4)	58 (124.5)	9 (103.8)	23 (112.3)	21 (108.7)	53 (122.9)	29 (111.5)	45 (115.7)	86 (126.6)
Fewest Penalties	11 (4.38)	2 (3.17)	25 (4.93)	34 (4.85)	32 (4.86)	11 (4.5)	74 (6.2)	156 (6.0)	126 (4.9)	83 (6.9)	79 (6.1)	174 (7.3)	50 (6.25)	14 (5.23)	178 (7.31)	63 (7.08)	93 (8.4)
Fewest Penalty Yards	11 (38.62)	1 (27.42)	26 (41.14)	31 (40.7)	18 (39.9)	13 (36.9)	66 (53.0)	34 (47.1)	136 (43.9)	87 (59.3)	72 (50.9)	61 (57.2)	57 (53.3)	14 (44.3)	69 (60.9)	57 (59.3)	89 (69.9)
PR Yards Defense	88 (9.36)	59 (7.79)	50 (6.56)	75 (8.9)	14 (4.5)	39 (6.3)	98 (11.6)	44 (7.4)	73 (9.8)	37 (7.3)	13 (4.9)	53 (8.8)	11 (5.9)	148 (9.0)	18 (8.3)	40 (8.4)	32 (7.5)
KR Yards Defense	49 (21.26)	100 (23.16)	101 (22.64)	69 (21.5)	102 (23.8)	59 (21.6)	11 (19.1)	83 (22.4)	40 (19.9)	3 (16.9)	119 (26.9)	103 (23.7)	102 (23.3)	96 (22.9)	33 (18.9)	84 (22.1)	7 (16.4)
Sacks	114 (1.38)	120 (1.4)	105 (1.43)	26 (2.6)	59 (2.0)	77 (1.7)	101 (1.3)	72 (1.8)	118 (2.6)	1 (3.69)	131 (2.50)	14 (3.00)					
Tackles for Loss	120 (4.4)	127 (3.9)	115 (4.4)	42 (6.4)	93 (4.9)	94 (4.8)	108 (4.5)	93 (4.9)	13 (7.3)	4 (8.5)	41 (6.3)	20 (7.5)					
Sacks Allowed	17 (1.23)	24 (1.33)	2 (0.79)	9 (1.08)	13 (1.00)	15 (1.00)	23 (1.23)	5 (0.86)	130 (1.46)	141 (1.69)	34 (1.57)	6 (0.83)					
Tackles for Loss Allowed	44 (5.38)	76 (6.33)	17 (4.64)	70 (6.2)	67 (5.7)	117 (4.5)	170 (6.0)	32 (5.1)	153 (5.6)	137 (5.6)	49 (5.4)	34 (5.7)					
3rd Down Conv. Pct.	51 (41.8)	108 (34.9)	1 (57.9)	4 (51.4)	2 (53.9)	2 (53.9)	56 (40.4)	1 (52.3)	84 (36.7)	75 (38.1)	63 (37.8)	79 (35.9)					
4th Down Conv. Pct.	61 (50.0)	66 (50.0)	9 (70.6)	83 (44.4)	29 (62.2)	154 (52.6)	147 (55.0)	41 (55.6)	174 (42.9)	91 (41.2)	159 (50.0)	196 (38.5)					
3rd Down Conv. Def.	126 (49.2)	43 (36.1)	114 (46.1)	35 (36.3)	169 (40.9)	83 (42.2)	52 (38.9)	82 (41.0)	157 (38.1)	19 (33.7)	15 (31.7)	4 (28.7)					
4th Down Conv. Def.	68 (52.6)	88 (54.5)	75 (54.5)	99 (61.5)	143 (45.5)	111 (66.7)	144 (47.6)	138 (42.9)	128 (40.0)	118 (76.9)	199 (60.0)	120 (37.5)					
Time of Possession	57 (30.17)	41 (31.08)	3 (34.09)	6 (33.19)	5 (32.59)	23 (31.55)	21 (31.53)	3 (33.49)	48 (30.31)	37 (30.34)	61 (29.51)	13 (31.49)					
First Downs	111 (17.8)	98 (17.6)	7 (25.0)	49 (21.8)	52 (21.6)	154 (20.4)	150 (20.4)	43 (20.5)	1103 (16.5)								
Opponent First Downs	91 (21.6)	6 (17.6)	107 (21.4)	51 (19.7)	39 (19.3)	32 (18.4)	160 (19.5)	22 (17.2)	34 (17.23)								
Red Zone Offense	54 (85.4)	64 (83.8)	78 (80.8)	13 (89.8)	170 (80.0)	111 (89.1)	198 (78.0)	156 (82.0)	182 (77.0)								
Red Zone Defense	41 (80.4)	62 (83.3)	40 (79.2)	14 (73.8)	135 (79.0)	165 (82.0)	122 (76.0)	175 (83.0)	137 (79.0)								

NCAA STATISTICAL RANKINGS (INDIVIDUAL)

(TOP 10 / SINCE 1999)

SACKS

Derrick Morgan	2009	8th	0.89
Jeremiah Attaochu	2013	6th	0.96

PUNT RETURN AVERAGE

Jamal Golden	2012	6th	14.6
--------------	------	-----	------

KICKOFF RETURN AVERAGE

Jamal Golden	2012	10th	28.3
--------------	------	------	------

INTERCEPTIONS

Morgan Burnett	2008	13rd	0.54
----------------	------	------	------

FUMBLES RECOVERED

Derrick Morgan	2008	15th	0.31
----------------	------	------	------

PUNTING

Durant Brooks	2006	4th	45.52
Durant Brooks	2007	5th	45.06

FIELD GOALS

Luke Manget	2001	10th	1.58
Travis Bell	2007	19th	1.77

RECEIVING YARDS

Calvin Johnson	2006	9th	1,202
----------------	------	-----	-------

YARDS PER RECEPTION

DeAndre Smelter	2014	8th	20.43
Ricky Jeanne	2015	5th	21.67

PASS EFFICIENCY

Joe Hamilton	1999	2nd	175.00
George Godsey	2000	6th	151.86

PASSING YARDS PER COMPLETION

Justin Thomas	2015	1st	17.9
---------------	------	-----	------

TOTAL OFFENSE

Joe Hamilton	1999	2nd	345.27
--------------	------	-----	--------


BLOCKED KICKS

KeShun Freeman	2014	t8th	2
Chris Milton	2014	t8th	2
Chris Milton	2015	t7th	2

ACC STATISTICAL LEADERS (INDIVIDUAL)

<h4>RUSHING</h4> <table border="0"> <tr><td>Jonathan Dwyer</td><td>2008</td><td>107.3</td></tr> <tr><td>Tashard Choice</td><td>2007</td><td>114.9</td></tr> <tr><td>Tashard Choice</td><td>2006</td><td>105.2</td></tr> <tr><td>P.J. Daniels</td><td>2003</td><td>111.3</td></tr> <tr><td>Jerry Mays</td><td>1989</td><td>122.5</td></tr> <tr><td>Robert Lavette</td><td>1982</td><td>109.8</td></tr> </table> <h4>RECEPTIONS PER GAME</h4> <table border="0"> <tr><td>Calvin Johnson</td><td>2006</td><td>5.43</td></tr> <tr><td>Harvey Middleton</td><td>1996</td><td>5.8</td></tr> </table> <h4>RECEIVING YARDAGE</h4> <table border="0"> <tr><td>Calvin Johnson</td><td>2006</td><td>85.9</td></tr> <tr><td>Harvey Middleton</td><td>1996</td><td>73.1</td></tr> </table> <h4>PASS EFFICIENCY</h4> <table border="0"> <tr><td>Joe Hamilton</td><td>1999</td><td>175.0</td></tr> <tr><td>Joe Hamilton</td><td>1998</td><td>141.7</td></tr> <tr><td>John Dewberry</td><td>1985</td><td>133.6</td></tr> </table> <h4>TOTAL OFFENSE</h4> <table border="0"> <tr><td>Joe Hamilton</td><td>1999</td><td>345.27</td></tr> <tr><td>John Dewberry</td><td>1984</td><td>345.27</td></tr> </table>	Jonathan Dwyer	2008	107.3	Tashard Choice	2007	114.9	Tashard Choice	2006	105.2	P.J. Daniels	2003	111.3	Jerry Mays	1989	122.5	Robert Lavette	1982	109.8	Calvin Johnson	2006	5.43	Harvey Middleton	1996	5.8	Calvin Johnson	2006	85.9	Harvey Middleton	1996	73.1	Joe Hamilton	1999	175.0	Joe Hamilton	1998	141.7	John Dewberry	1985	133.6	Joe Hamilton	1999	345.27	John Dewberry	1984	345.27	<h4>ALL-PURPOSE YARDS</h4> <table border="0"> <tr><td>Jerry Mays</td><td>1989</td><td>147.6</td></tr> <tr><td>Robert Lavette</td><td>1982</td><td>142.7</td></tr> <tr><td>Robert Lavette</td><td>1981</td><td>142.0</td></tr> </table> <h4>SCORING</h4> <table border="0"> <tr><td>Robert Lavette</td><td>1982</td><td>10.4</td></tr> </table> <h4>SCORING BY KICKING</h4> <table border="0"> <tr><td>Luke Manget</td><td>2000</td><td>74</td></tr> </table> <h4>FIELD GOALS</h4> <table border="0"> <tr><td>Luke Manget</td><td>2001</td><td>1.58</td></tr> </table> <h4>FIELD GOAL PERCENTAGE</h4> <table border="0"> <tr><td>Harrison Butker</td><td>2016</td><td>.882</td></tr> </table> <h4>TACKLES</h4> <table border="0"> <tr><td>Keyaron Fox</td><td>2003</td><td>11.9</td></tr> <tr><td>Keith Brooking</td><td>1995</td><td>13.3</td></tr> <tr><td>Jamal Cox</td><td>1994</td><td>13.3</td></tr> <tr><td>Duane Wood</td><td>1980</td><td>15.5</td></tr> </table>	Jerry Mays	1989	147.6	Robert Lavette	1982	142.7	Robert Lavette	1981	142.0	Robert Lavette	1982	10.4	Luke Manget	2000	74	Luke Manget	2001	1.58	Harrison Butker	2016	.882	Keyaron Fox	2003	11.9	Keith Brooking	1995	13.3	Jamal Cox	1994	13.3	Duane Wood	1980	15.5	<h4>TACKLES FOR LOSS</h4> <table border="0"> <tr><td>Marco Coleman</td><td>1990</td><td>19.0</td></tr> </table> <h4>SACKS</h4> <table border="0"> <tr><td>Derrick Morgan</td><td>2009</td><td>12.5</td></tr> <tr><td>Eric Henderson</td><td>2003</td><td>11.0</td></tr> <tr><td>Greg Gathers</td><td>2001</td><td>10.0</td></tr> <tr><td>Coleman Rudolph</td><td>1991</td><td>13.0</td></tr> <tr><td>Marco Coleman</td><td>1990</td><td>13.0</td></tr> <tr><td></td></tr></table>	Marco Coleman	1990	19.0	Derrick Morgan	2009	12.5	Eric Henderson	2003	11.0	Greg Gathers	2001	10.0	Coleman Rudolph	1991	13.0	Marco Coleman	1990	13.0	
Jonathan Dwyer	2008	107.3																																																																																																	
Tashard Choice	2007	114.9																																																																																																	
Tashard Choice	2006	105.2																																																																																																	
P.J. Daniels	2003	111.3																																																																																																	
Jerry Mays	1989	122.5																																																																																																	
Robert Lavette	1982	109.8																																																																																																	
Calvin Johnson	2006	5.43																																																																																																	
Harvey Middleton	1996	5.8																																																																																																	
Calvin Johnson	2006	85.9																																																																																																	
Harvey Middleton	1996	73.1																																																																																																	
Joe Hamilton	1999	175.0																																																																																																	
Joe Hamilton	1998	141.7																																																																																																	
John Dewberry	1985	133.6																																																																																																	
Joe Hamilton	1999	345.27																																																																																																	
John Dewberry	1984	345.27																																																																																																	
Jerry Mays	1989	147.6																																																																																																	
Robert Lavette	1982	142.7																																																																																																	
Robert Lavette	1981	142.0																																																																																																	
Robert Lavette	1982	10.4																																																																																																	
Luke Manget	2000	74																																																																																																	
Luke Manget	2001	1.58																																																																																																	
Harrison Butker	2016	.882																																																																																																	
Keyaron Fox	2003	11.9																																																																																																	
Keith Brooking	1995	13.3																																																																																																	
Jamal Cox	1994	13.3																																																																																																	
Duane Wood	1980	15.5																																																																																																	
Marco Coleman	1990	19.0																																																																																																	
Derrick Morgan	2009	12.5																																																																																																	
Eric Henderson	2003	11.0																																																																																																	
Greg Gathers	2001	10.0																																																																																																	
Coleman Rudolph	1991	13.0																																																																																																	
Marco Coleman	1990	13.0																																																																																																	





NOVEMBER 5, 1892

Georgia Tech's first ever football game came against Mercer on Nov. 5, 1892. Mercer won the game, played at Macon's Central Park, 12-6. The Yellow Jackets went 0-3 in their inaugural season, also losing to Vanderbilt and Auburn.




1893

Lt. Leonard Wood was a star quarterback and co-head coach on the 1893 team that played – and beat – rival Georgia for the first time, 28-6, in Athens. After the 1894 season Wood was assigned to Ft. McPherson and he went on to win the Congressional Medal of Honor for participating in the Indian wars against Geronimo. He then was the colonel who formed the volunteer brigade called the Rough Riders during the Spanish American War (Teddy Roosevelt gets the credit but was the Lt. Colonel under Wood). He later went to Washington when Roosevelt became President and served in a variety of roles, including Army Chief of Staff. In 1920, he unsuccessfully ran as a Republican for U.S. President.

1901

Georgia Tech's first unbeaten team was in 1901. After going winless from 1897-1900, the Yellow Jackets went 4-0-1 in 1901, shutting out four opponents and tying Furman, 5-5.




1904

John Heisman took over as Georgia Tech's head football coach. He coached 16 seasons, compiling a remarkable 102-29-7 (.779) record, including four unbeaten campaigns. Heisman's original contract called for him to coach the football and baseball teams for a paltry sum of \$2,250 (less \$500 for supplies), plus 30 percent of the gate receipts.

1908

After playing its home games at Piedmont Park, Brinsbine Park and briefly on the Flats, Georgia Tech played home games at Ponce de Leon Park from 1908 to 1911.



1913

Upon his hiring in 1904, John Heisman desired for Georgia Tech to play home games in an on-campus stadium. In 1905, Heisman had 300 convict laborers clear rocks, remove tree stumps and level the field. Tech first played home games on the Flats in '05. Later, John W. Grant donated \$15,000 towards the construction of the field's first permanent stands, and Grant Field was named in honor of his deceased son, Hugh Inman Grant. Tech permanently began playing its home games on Grant Field in 1913.



OCTOBER 7, 1916

The most lopsided game – Georgia Tech 222, Cumberland 0 – of all time happened in Atlanta on Oct. 7, 1916. The previous spring, Cumberland's baseball team had trounced Tech. Cumberland University was located in Lebanon, Tenn., and the Cumberland squad was actually comprised of professional players from nearby Nashville. Georgia Tech head coach John Heisman was not amused, and the Tech students and alumni howled for revenge, so Heisman offered the Bulldogs a \$500 guarantee to come to Atlanta for a football game. In the game, Tech scored 32 touchdowns, averaged 3.8 points per minute, carried the ball for 978 yards, and never threw a pass. Cumberland, since it was losing yardage faster than it was gaining real estate, began to kick the football back to the Jackets immediately after Tech kicked off to them. Amazingly, neither team made a first down in the game because Tech scored within four downs on every possession. All-American Everett Strupper led Tech with six touchdowns.



1917

The 1917 Yellow Jacket team claimed a share of Tech's first national championship. Tech went a perfect 9-0, outscoring opponents by a combined score of 491-17.

1920

William Alexander began the first of 25 years as Georgia Tech's head coach, serving from 1920-1944.

1921


Georgia Tech and 13 other schools left the Southern Intercollegiate Athletic Association to form the Southern Conference, which was housed in Atlanta.

ORIGINAL SOUTHERN CONFERENCE MEMBERS

- Alabama
- Auburn
- Clemson
- Georgia
- Georgia Tech
- Kentucky
- Maryland
- Mississippi State
- North Carolina
- NC State
- Tennessee
- Virginia
- Virginia Tech
- Washington & Lee

1928

Tech went a perfect 10-0, winning the Southern Conference title and a share of their second national championship. Tech allowed more than seven points just once, beating Notre Dame, Alabama, Auburn, Georgia and ultimately, California in the Rose Bowl.



JANUARY 1, 1929

The most stunning play in Rose Bowl history propelled Georgia Tech to its first bowl victory when Roy Riegels' infamous Wrong Way Run turned out right as the Rambling Wreck beat California, 8-7, in the 1929 Rose Bowl. Early in the second quarter, with the score tied 0-0, Tech halfback Stumpy Thomason was hit by the Golden Bears' Benny Lom. He fumbled near the Tech 35-yard line, and Riegels scooped up the bouncing ball. He got a good block from a teammate, slipped off a tackler and spun around. But something was wrong.

"Stop, Roy! You're running the wrong way," yelled Lom. Riegels thought the speedier Lom was asking for a lateral. At the 10-

GEORGIA TECH FOOTBALL TIMELINE

yard line, Lom grabbed Riegels, but Riegels shook him loose. Finally, at the one-yard line, Lom pulled Riegels down, but not before a 64-yard run into immortality. California still had the ball. On the first play, the Golden Bears attempted to punt the ball out of the end zone with Riegels snapping to Lom. However, Tech's Vance Maree blocked the punt, which rolled out of bounds for a safety. Both teams traded touchdowns in the second half, and Tech eventually prevailed, 8-7, in one of the strangest games ever played. Tech's Rose Bowl win capped a perfect 10-0 season, the first undefeated season for head coach William Alexander, and the Ramblin' Wreck captured its second national title.

DECEMBER 8-9, 1932

Georgia Tech was one of 13 schools that left the Southern Conference to form the Southeastern Conference. Tech remained in the SEC through 1963, winning or sharing five league titles.

ORIGINAL SEC MEMBERS

- Alabama
- Auburn
- Florida
- Georgia
- Georgia Tech
- Kentucky
- LSU
- Mississippi
- Mississippi State
- Tennessee
- Tulane
- University of the South (Sewanee)
- Vanderbilt

SEPTEMBER 26, 1936

The first night game in Georgia Tech football history came on Sept. 26, 1936. The Yellow Jackets trounced visiting Presbyterian, 55-0, under the lights. Ever since, Grant Field / Bobby Dodd Stadium has been considered one of the top night-game atmospheres in all of college football.

JANUARY 1, 1940

Following the 1939 season, Georgia Tech made the first of five appearances in the Orange Bowl, upsetting Missouri 21-7 on Jan. 1, 1940. Earlier that season, Tech made its first appearance in the Associated Press poll, which began in 1936.



1942

The only retired jersey in Georgia Tech's storied football history is the No. 19 worn by running back Clint Castleberry in 1942. Though just a freshman, he finished third in the Heisman Trophy voting as he led Tech to a 9-2 record, highlighted by historic victories at Notre Dame and Navy and capped by a berth in the Cotton Bowl. Just weeks later, he enlisted in the U.S. Army, and on Nov. 7, 1944, his plane disappeared.

For one fleeting season in 1942, Clint Castleberry blazed across the football field like a 'crazed jackrabbit.' Some said he could have been the greatest Tech player in history, if it weren't for World War II and a plane that disappeared off the West African coast without a trace. He flashed across the fields at Notre

Dame and Navy that fall of '42, leading Georgia Tech's shocking onslaughts, while Sir Bernard Montgomery flashed across North Africa in pursuit of Erwin Rommel, and the Russians made their goal-line stand at Stalingrad.

He had played only one college football game when Notre Dame scout Wayne Millner warned coach Frank Leahy that "the most dangerous runner in America" would invade South Bend. As a freshman, he finished third in the Heisman Trophy balloting. And then he was gone.

— Ed Hinton, Atlanta Journal-Constitution

1943

The 8-3 record posted by the 1943 Tech team doesn't give justice to one of the great seasons in Yellow Jacket history. Heading into November with a 3-3 record, Tech reeled off wins over LSU, Tulane, Clemson and a 48-0 win over Georgia to win the SEC championship. A month later, the Jackets beat Tulsa in the Sugar Bowl, becoming the first team to play in all four major bowls (Sugar, Rose, Cotton, Orange).

1945

Legendary coach Bobby Dodd took over as head coach in 1945 and went on to coach 22 seasons. He compiled a record of 165-64-8 (.713). Dodd won two SEC championships and one national title. Dodd is a member of the College Football Hall of Fame as both a player and coach.



1952

Bobby Dodd's 1952 team finished a perfect 12-0, including a win over 7th-ranked and previously undefeated Ole Miss in the Sugar Bowl. Tech, which shared the national crown with Michigan State, shut out four opponents, beat 6th-ranked Duke and 12th-ranked Alabama. The 1952 team included six All-Americans: Pete Brown, Leon Hardeman, Buck Martin, Hal Miller, Bobby Moorhead and George Morris.

1951-55

From 1951-55, Tech played in five consecutive major bowls — Orange (1951), Sugar (1952, 1953, 1955) and Cotton (1954).

1956

The 1956 team was nearly perfect, going 10-1, losing only to Tennessee (6-0). Tech beat Pittsburgh in the Gator Bowl.



NOVEMBER 17, 1962

Georgia Tech beat Bear Bryant's No. 1-ranked Alabama team, 7-6.


1963

Following the 1963 season, Tech left the SEC and played as an independent until joining the ACC in 1979. Also in 1963, quarterback Billy Lothridge was first team All-American and finished second in the Heisman Trophy voting. Lothridge also handled kicking and punting duties for the Yellow Jackets, who finished 7-3 with wins over Florida, Clemson, Tennessee, Florida State and Georgia.



1970

Eddie McAshan, the son of a Gainesville (Fla.) mortician, became the first African-American to start at quarterback for a major Southeastern university. McAshan was Tech's starter in 1970, '71 and '72.



1974

Randy Rhino was a three-time All-American (1972-74). Randy was the second of three generations of Rhinos to play at Tech. Chappell Rhino (1950-52), Danny (1974-76) and Kelley (1999-2002) all wore the Gold and White.

NOVEMBER 6, 1976

Georgia Tech, running the wishbone behind quarterback Gary Lanier, beat 11th-ranked Notre Dame 23-14 despite not attempting a single pass.



NOVEMBER 20, 1978

With temperatures in the 20s, the wind chill at zero, and with an agitated stomach that nearly sidelined him, Georgia Tech tailback Eddie Lee Ivey made college football history on Nov. 20, 1978 at Air Force.

On 26 rushes, Ivey gained 356 yards, breaking an NCAA record, on a field that required de-snowing by a street sweeper twice before the game. Complicating Ivey's plight was his stomach. After a nifty reversal of direction, which resulted in a 73-yard TD run in the second quarter giving Tech a 14-0 lead, Ivey was on the sidelines doubled over, vomiting and in obvious pain. At halftime, Ivey had 122 yards on 12 carries. An 80-yard TD run with 6:08 left in the third quarter gave him 240 yards and broke Brent Cunningham's school record of 217 yards set in 1970. With 10:25 left, Ivey scored on a 57-yard run, giving him 309 yards and putting him within 41 yards of the NCAA record of 350 by Michigan State's Eric Allen vs. Purdue in 1971. After an Air Force drive fizzled, Ivey ran for 13 yards, then for another 13. Adding to the drama, Ivey's stomach began to churn again, to the extent he had to leave the game. His replacement, Ray Friday, shocked everyone by bolting 66 yards up the middle for his second touchdown of the day. When LB Henry Johnson intercepted a Falcon pass, Ivey had his chance. He trotted back onto the field and rushed 21 yards with his first carry, giving him the record.

1980

In 1980, Bill Curry's first season as head coach, Tech went just 1-9-1. However, the Jackets' tie (3-3) came against No. 1 Notre Dame. The following year, the Jackets went just 1-10, but the lone victory was a 24-21 win vs. 4th-ranked Alabama.

1983

Although Tech first joined the Atlantic Coast Conference in 1979, the Yellow Jackets first competed for the football championship in 1983.

1985

In 1985, Georgia Tech went 9-2-1 and beat Michigan State in the All-American Bowl – the Jackets' first bowl win in 15 years. Tech had gone the previous six years with six or less wins. The Yellow Jackets "Black Watch" defense was led by linebacker Ted Roof, who is now Tech's defensive coordinator.

1990

Georgia Tech moved into the Top 25 for the first time in 1990 after it beat 25th-ranked South Carolina to improve to 3-0. Two weeks later, the Jackets knocked off 15th-ranked Clemson to improve to 5-0. Tech moved into the national championship conversation in early November when Scott Sisson's field goal with seven seconds remaining gave the Yellow Jackets a memorable 41-38 win at No. 1 Virginia. Tech closed the regular season by winning on the road against rival Georgia, 41-23, setting the stage for a 45-21 win over Nebraska in the Citrus Bowl. The following day, Tech learned it shared the national title with Colorado.

1991

Georgia Tech played its first ESPN Thursday night game in 1991, beating Virginia, 24-21, at Bobby Dodd Stadium. Since 1991, the Yellow Jackets have played in the nationally-televised Thursday night game 31 times.

1995

Following the 1994 season, the interim tag was removed and George O'Leary was named Georgia Tech's head coach. O'Leary went 18-16 in his first three seasons, but went on to win at least eight games every year from 1998-2001 and played in five bowls.

1998

Georgia Tech finished 7-1 in the ACC, earning a share of the league title with Florida State. Tech finished 10-2 overall, beat Georgia (21-19) and knocked off Notre Dame in the Toyota Gator Bowl.



NOVEMBER 27, 1999

Luke Mangel's field goal in overtime gave Tech an unforgettable 51-48 win over Georgia. The Jacket fans went nuts and carried Joe Hamilton on their shoulders. Following the 1999 season, Joe Hamilton finished second in the Heisman Trophy race and won the Davey O'Brien Award.

AUGUST 27, 2000

The 2000 season opener was canceled because of a storm at Virginia Tech, but the Jackets won their final seven regular season games including a win in Athens between the hedges.

2006

As a junior, Calvin Johnson was one of college football's most dominant players. He hauled in 76 passes for a school record 1,202 yards and 15 TDs. Johnson led Tech to an ACC Coastal Division crown and he went on to be the second overall pick in the 2007 NFL draft by the Detroit Lions.

2008


The experts predicted Paul Johnson's first season to be a struggle. All Tech did was win nine games and finish tied for first in the ACC's Coastal Division. Along the way, Johnson and his spread option offense won on the road at Clemson, beat Florida State and Miami at home, then closed the regular season with a memorable 45-42 win at rival Georgia after trailing by 16 points.

2009

A remarkable month of November – wins over Mississippi State, Florida State, 4th-ranked Virginia Tech, Virginia and Vanderbilt – helped Tech win the ACC Coastal Division and a berth into the FedEx Orange Bowl. Joshua Nesbitt became the most prolific rushing quarterback in ACC history.


2013

Georgia Tech used the nation's sixth-most prolific rushing attack and an improved defense under former Yellow Jacket great, now defensive coordinator, Ted Roof, to post a winning record and earn a bowl bid for the 17th consecutive season. Senior Jeremiah Attaochu broke the school record with 31.5 career sacks.



NOVEMBER 29, 2014

In what has now been immortalized as "The Kick and The Pick" by the Georgia Tech faithful, Harrison Butker drilled a career-long 53-yard field goal on the final play of regulation to force overtime at Georgia. After Zach Laskey's go-ahead touchdown in OT, D.J. White picked off a Hutson Mason pass to seal the 30-24 win.



DECEMBER 31, 2014

Behind the all-around performance of game MVP Justin Thomas, the Yellow Jackets earned their first Orange Bowl victory in 63 years with a 49-34 win over No. 7 Mississippi State. Tech rushed for an Orange Bowl-record 452 yards. Georgia Tech finished the 2014 season with four games against Top 20 teams, posting a 3-1 record.



OCTOBER 24, 2015

Dubbed the "Miracle on Techwood Drive", Patrick Gamble blocked Roberto Aguayo's 56-yard field goal attempt and Lance Austin raced 78 yards for the game-winning score as Georgia Tech upset No. 9 Florida State, 22-16.

2016

A 4-0 stretch run lifted Georgia Tech to a 9-4 campaign, good for a six-win turnaround from the Yellow Jackets' injury-riddled 2015 campaign. The six-win improvement was tied for the best in the nation. The Jackets' 4-0 finish began with a convincing win at No. 18 Virginia Tech and concluded with a heart-stopping triumph at Georgia (Tech's second-straight victory in Athens) and a rout over Kentucky in the TaxSlayer Bowl.

THE CUMBERLAND GAME

On Oct. 17, 1916, John Heisman's team crushed Cumberland College 22-0 in the most lopsided and highest-scoring game in college football history.

THE 1929 ROSE BOWL

Cal's Roy Riegels ran the wrong way, Tech won 8-7 and claimed its second national championship.

1942: GEORGIA TECH 13, NOTRE DAME 6

Tech finally won at Notre Dame for the first time in eight tries, 13-6. Freshman phenom Clint Castleberry threw a touchdown pass in his only season on the Flats, before dying while piloting a plane during World War II.

1949: GEORGIA TECH 7, GEORGIA 6

Georgia Tech 7, Georgia 6, the Grant Field victory that started "The Drought," Bobby Dodd's eight-year mastery of Georgia.

1952 ORANGE BOWL

Georgia Tech 17, Baylor 14. Pepper Rodgers' last-second field goal gave the Jackets an Orange Bowl comeback win over Baylor and an 11-0-1 season.

1952: GEORGIA TECH 7, ALABAMA 3

In the most exciting game, at that time, in Tech annals, Jackie Rudolph's "\$125,000 tackle" of Bobby Marlow helped preserve the victory, earned Tech a Sugar Bowl bid (and the \$125,000 payout) but also preserved the Jackets' 12-0 season and the Institute's third national title.

1962: GEORGIA TECH 7, ALABAMA 6

Another epic Grant Field win over Alabama, one Dodd called "my greatest victory." Mike McNames scored Tech's only touchdown and made a gamesaving tackle to upset Bear Bryant's unbeaten, No. 1 defending national champs.

1972 LIBERTY BOWL

Georgia Tech 31, Iowa State 30, in the Liberty Bowl. In Memphis, backup quarterback Jim Stevens -- playing for the suspended Eddie McAshan -- threw for 157 yards and 3 TDs and was named the MVP.

1976: GEORGIA TECH 23, NOTRE DAME 14

In the "Passless Upset," the Jackets -- with freshman QB Gary Lanier running Pepper Rodgers' option to perfection -- didn't throw a pass in shocking the Irish.

1978: THE EDDIE LEE IVERY GAME

Georgia Tech 42, Air Force 21. On the frozen tundra in Colorado Springs, Eddie Lee Ivery ran wild for 356 yards, breaking the NCAA single-game rushing record.

1980: GEORGIA TECH 3, NOTRE DAME 3

Bill Curry's first team as head coach of the Jackets stunned the unbeaten, No. 1 Irish and nearly beat them before a late, tying field goal.

1984: GEORGIA TECH 35, GEORGIA 18

In Athens, this was Bill Curry's turnaround game for the program, one that ended a six-game losing streak to UGA.

1985 ALL-AMERICAN BOWL

In the All-American Bowl in Legion Field, Tech prevailed behind its great Black Watch defense and emergency starting QB Todd Rampley.

1989: GEORGIA TECH 33, GEORGIA 22

Jerry Mays ran for 207 yards to help complete a remarkable 7-4 Georgia Tech turnaround after an 0-3 start.

1990: GEORGIA TECH 21, CLEMSON 19

In one of the many thrilling, physical battles in this rivalry, this stamped Tech as a legitimate national title contender.

1990: GEORGIA TECH 41, VIRGINIA 38

In Charlottesville, in likely the most significant victory in Tech annals, the Jackets staged a phenomenal comeback against No. 1 Virginia's potent offense. Shawn Jones and William Bell led the resurgence, and Scott Sisson's field goal with 7 seconds left stunned UVA and set off a wild celebration back on The Flats.

1991 CITRUS BOWL

Georgia Tech 45, Nebraska 21. In the Citrus Bowl in Orlando, Tech toyed with the Huskers. Behind Jones and Bell once again, the Jackets completed an 11-0-1 season and won the UPI Coaches National Championship the next day by one point in the final poll.

1998: GEORGIA TECH 41, VIRGINIA 38

In another 41-38 thriller, this one in Atlanta, Dez White caught six passes for a school record 243 yards -- the last 54 coming on the game-winning catch to upset No. 6 UVA.

1998: GEORGIA TECH 21, GEORGIA 19

In Athens, Brad Chambers' 35-yard field goal in the final seconds ended a seven-game losing streak to UGA.

1999 GATOR BOWL

Georgia Tech 35, Notre Dame 28. In the Gator Bowl in Jacksonville, White and Joe Hamilton (who threw three TD passes and caught one himself) were co-MVPs, and gave Tech its first 10-win season since 1990 and a final ranking of No. 9.

1999: GEORGIA TECH 51, GEORGIA 48 (OT)

In one of the most thrilling games in Bobby Dodd Stadium annals, Joe Hamilton's last home game was triumphant. Luke Manget's second-chance, OT field goal sent Tech fans into euphoria. Many of them carried Hamilton -- who was second in the Heisman Trophy voting that season -- on their shoulders and around the stadium.

2003: GEORGIA TECH 17, AUBURN 3

In the first game in newly-expanded and renovated Bobby Dodd Stadium, a sellout crowd of 55,000 roared as freshman QB Reggie Ball passed for one touchdown and set up two other scores. The crowd later stormed the field and tore down the goal posts.

2004 HUMANITARIAN BOWL

Georgia Tech 52, Tulsa 10. In the Humanitarian Bowl in frigid Boise, Idaho, P.J. Daniels ran for an NCAA bowl-record 307 yards and four touchdowns -- despite playing little in the fourth quarter.

2004: GEORGIA TECH 28, CLEMSON 24

In another spine tingler against the Tigers, this one in Death Valley, freshman and eventual ACC Rookie of the Year Calvin Johnson caught two of his three TD receptions in the final 1:50 -- the game-winner from Ball with five seconds left.

2005: GEORGIA TECH 14, MIAMI 10

In an upset of the No. 3 Hurricanes, Tashard Choice played for the injured Daniels and was superb. As was the Tech's resolute defense.

2006: GEORGIA TECH 38, VIRGINIA TECH 27

A year after losing 51-7 in Blacksburg, Tech returned, got a quick start and two first-quarter TD catches from Johnson to win, get revenge and seize control of the ACC's Coastal Division.

2007: GEORGIA TECH 33, NOTRE DAME 3

In South Bend, the Yellow Jackets opened the season by handing the Fighting Irish one of their most embarrassing home losses.

2008: GEORGIA TECH 31, FLORIDA STATE 28

The Yellow Jackets' first win over the Seminoles since 1975 was decided when true freshman Rashaad Reid recovered FSU fumble in the end zone in final minute.

2008: GEORGIA TECH 41, MIAMI 23

In Atlanta, the Yellow Jackets flexed offensive muscle with nationally-televised win over the 23rd-ranked Hurricanes in a "White-Out" at Bobby Dodd Stadium

2008: GEORGIA TECH 45, GEORGIA 42

In Athens, Paul Johnson's first Yellow Jacket team overcame 26-12 halftime deficit to break seven-year skid against a Bulldog team that was ranked No. 1 in the preseason. Freshman Roddy Jones ran for 214 yards.

2009: GEORGIA TECH 28, VIRGINIA TECH 23

Tech's first win at home against a top-five ranked team since 1962. The fans stormed the field and tore down the goal posts in the north end zone.

2009: GEORGIA TECH 39, CLEMSON 34

A Yellow Jacket win in the ACC Championship Game that has been vacated, but did send Tech to the FedEx Orange Bowl.

2012: GEORGIA TECH 68, NORTH CAROLINA 50

In the highest-scoring game in ACC history, visiting Georgia Tech produced 588 yards of total offense, including 380 rushing yards, and Jamal Golden returned a kickoff 100 yards for a touchdown.

2014: GEORGIA TECH 30, GEORGIA 24 (OT)

In one of the most thrilling games in program history, Harrison Butker drilled a career-long 53-yard field goal on the final play of regulation to force overtime. After Zach Laskey's go-ahead touchdown in OT, D.J. White picked off a Hutson Mason pass to seal the win.

2014 ORANGE BOWL

Justin Thomas was named the Orange Bowl MVP, rushing for 121 yards and three touchdowns as Georgia Tech rushed for a bowl-record 452 yards in a 49-34 win over No. 7 Mississippi State on New Year's Eve.

2015: GEORGIA TECH 22, FLORIDA STATE 16

In one of the craziest finishes in Georgia Tech history, Patrick Gamble blocked Roberto Aguayo's 56-yard field goal attempt as time expired and Lance Austin raced 78 yards for the game-winning score to give Georgia Tech a 22-16 upset win over No. 9 Florida State in the "Miracle on Techwood Drive."

2016: GEORGIA TECH 28, GEORGIA 27


Trailing 27-14 going into the fourth quarter, the Yellow Jackets cut the deficit to six with a 94-yard touchdown drive midway through the final period. Lance Austin intercepted a pass at midfield with less than four minutes to go and Qua Searcy scored on a six-yard run with 30 seconds remaining (on a play that will go down in Tech lore as "The Leap") to seal the comeback victory.

GEORGIA TECH HEAD COACHES

Paul Johnson is the 12th full-time football coach in Georgia Tech history. Prior to 1904, when John Heisman became the school's first permanent head coach, the team was "coached" by professors, interested townspeople or one of the players. Professor Ernest E. West, a Naval College graduate, directed Tech's first football team in 1892. In 1893 and '94, the squad was coached by volunteers Frank O. Spain, a Mathematics professor, and Lt. Leonard Wood (who later became famous as the colonel in command of Roosevelt's Rough Riders and as Governor General of Cuba), then stationed at Ft. McPherson in Atlanta. The rules were rather lax in those days, so Spain and Wood also played on the team. The next volunteer coach of record was R.B. "Cow" Nalley in 1898, H.T. Collier in 1899-1900, Dr. Cyrus W. Strickler in 1901 and John McKee in 1902-03.

COACH	YRS (SEASONS)	OVERALL					CONFERENCE			BOWL GAMES				
		W-L-T	PCT	H	PCT	A	PCT	N	PCT	W-L-T	PCT	G	W-L-T	PCT
Earnest E. West	1892 (1)	0-3	.000	0-2	.000	0-1	.000	0-0	.000					
F. O. Spain / Lt. L. Wood	1893-94 (2)	2-4-1	.357	1-4-1	.250	1-0	1.000	0-0	.000					
No Team	1895 (1)													
No Coach	1896-97 (2)	1-2-1	.375	0-0-1	.500	1-2	.333	0-0	.000					
R.B. "Cow" Nalley	1898 (1)	0-3	.000	0-0	.000	0-2	.000	0-1	.000					
H.T. Collier	1899-1900 (2)	0-9	.000	0-6	.000	0-3	.000	0-0	.000					
Dr. Cyrus Strickler	1901 (1)	4-0-1	.900	3-0	1.000	0-0-1	.500	1-0	1.000					
John McKee	1902-03 (2)	2-11-2	.200	1-9-1	.136	1-2-1	.375	0-0	.000					
John Heisman	1904-19 (16)	102-29-7	.764	88-24-7	.769	14-5	.737	0-0	.000					
William Alexander	1920-44 (25)	134-95-15	.580	114-48-10	.692	16-44-5	.277	4-3	.571	74-54-15	.569			
Bobby Dodd	1945-66 (22)	165-64-8	.713	105-29-5	.773	50-31-3	.613	10-4	.714	82-39-4	.674	13	9-4	.692
Bud Carson	1967-71 (5)	27-27	.500	21-13	.618	5-13	.278	1-1	.500			2	1-1	.500
Bill Fulcher	1972-73 (2)	12-10-1	.543	9-4-1	.679	1-6	.143	2-0	1.000			1	1-0	1.000
Pepper Rodgers	1974-79 (6)	34-31-2	.522	27-13-1	.671	7-17-1	.300	0-1	.000			1	0-1	.000
Bill Curry	1980-86 (7)	31-43-4	.423	19-21-2	.476	11-22-2	.343	1-0	1.000	13-8-1	.614	1	1-0	1.000
Bobby Ross	1987-91 (5)	31-26-1	.543	22-10	.688	7-15-1	.326	2-1	.667	15-18-1	.456	2	2-0	1.000
Bill Lewis	1992-94 (3)	11-19	.367	8-9	.471	3-10	.231	0-0	.000	7-15	.318	0	0-0	.000
• George O'Leary	1994-2001 (7)	52-30	.634	29-12	.707	20-16	.556	3-2	.600	36-22	.621	5	2-2	.500
■ Mac McWhorter		1-0	1.000										1-0	1.000
Chan Gailey	2002-07 (6)	44-32	.571	25-13	.658	17-15	.531	2-4	.333	28-20	.583	6	2-3	.400
■ Jon Tenuta		0-1	.000										0-1	.000
Paul Johnson	2008-16 (9)	70-48	.593	42-18	.700	24-23	.511	4-7	.364	42-30	.583	8	3-5	.375

- Leary was named interim head coach on Nov. 7, 1994 with three games remaining in the season and was permanently named head coach on Nov. 28, 1994.
- McWhorter was interim head coach for the 2001 Seattle Bowl; Tenuta was interim head coach for the 2007 Humanitarian Bowl.



JOHN HEISMAN 1904-1919

- College Football Hall of Fame
- Tech's first full-time head coach
- The first paid coach in the country with a salary of \$2,250 plus 30 percent of the gate
- Led Georgia Tech to its first national title in 1917 with a 9-0 record
- Coached the most-lopsided game in history in Georgia Tech's 222-0 thrashing of Cumberland in 1916
- Served as Director of Athletics for the Downtown Athletic Club in New York from 1926-36




WILLIAM ALEXANDER 1920-1944

- Member of College Football Hall of Fame
- Led Tech to 1928 national title, which was capped by a victory in the 1929 Rose Bowl
- Guided Tech to eight conference titles and coached eight all-America players
- 1942 National Coach of the Year (AFCA)
- Spent entire career at Georgia Tech, also serving as an assistant coach (1912-19) and AD (1920-50)



BOBBY DODD 1945-1966

- Member of College Football Hall of Fame as a player and as a coach
- Guided Tech to a 31-game winning streak from 1951-53, including 12-0 season and national title in 1952
- Posted a 9-4 record in bowl games, including eight straight wins
- Enjoyed a 57-year career at Tech as assistant coach (1931-44), head coach, athletic director (1950-76) and alumni association consultant until his death at age 79 on June 21, 1988



PAUL JOHNSON 2008-PRESENT

- The first coach ever to be named ACC Coach of the Year in his first two seasons in the league; he is one of only five coaches in ACC history to win Coach of the Year three or more times
- Has led Georgia Tech to the ACC Championship game three times
- Led Tech to its first BCS bowl game – FedEx Orange Bowl – in 2009, and its first New Year's Six game – Capital One Orange Bowl – in 2014
- Has been at the helm for four of Georgia Tech's nine 9-win seasons since 1967.
- Enters the 2017 campaign with 177 career victories, making him the fourth-winningest active coach in NCAA Division I FBS

ASSISTANT COACHES

John Anselmo	1995-97	Defensive Backs
Warner Alford	1968	Junior Varsity Team
	1969-70	Defense
Brian Baker	1987-94	Outside Linebackers
	1995	Defensive Coordinator / Outside LBs
George Barclay	1967	Defense
Marvin Bass	1960	Defensive Coordinator
Maxie Baughan	1972	Defensive Coordinator
	1973	Assistant Head Coach / Linebackers
John Bell	1954-56	Freshman Coach
	1959	Head Freshman Coach
	1960-65	Offense
Richard Bell	1964-67	Defense
Buddy Bennett	1973	Defensive Backs
Jess Berry	1960-67	B-Team Coach
Dick Bestwick	1967	Offensive Coordinator / Offensive Line
	1968	Defensive Coordinator / Linebackers
	1969-71	Assistant Head Coach / Freshman Coach
	1972-73	Freshman / Junior Varsity Coach
	1974-75	Offensive Line
Ken Blair	1974-75	Defensive Coordinator
	1976	Offensive Ends
	1977-79	Outside Linebackers
	1980-81	Defensive Coordinator
Brian Bohannon	2008-12	Quarterbacks / B-backs
John Bond	2007	Offensive Coordinator
Bob Bossons	1951	Head Freshman Coach
	1952-56	Head B-Team Coach
Dave Braine	1974-75	Assistant Defensive Coach
Chuck Bresnahan	1989-91	Inside Linebackers
Franklin Brooks	1972	Assistant Defensive Coach
	1973-74	Assistant Offensive Coach
	1975	Assistant Defensive Coach
	1976	Assistant Offensive Coach
Frank Broyles	1951-56	Backfield Coach / Head Offensive Coach
Samuel Burke	1970	Freshman Coach
Rusty Burns	1992-93	Quarterbacks
	1994	Wide Receivers
Craig Candeto	2017	Quarterbacks / B-Backs
Jim Carlen	1958-60	Freshman Coach
	1961-65	Defense
Chris Carpenter	1969-71	Offense
Bud Carson	1966	Defensive Coordinator
Bud Casey	1972-73	Receivers
	1974	Defensive Coordinator
	1975	Offensive Coordinator
	1976-77	Running Backs
Craig Cason	1994	Tight Ends / Special Teams
Mike Cassity	1992-93	Defensive Coordinator / Defensive Backs
Bob Casullo	1995-97	Running Backs / Special Teams
	1998	Special Teams / Defensive Ends
Russell Charles	1975-76	Assistant Offensive Coach
Andy Christoff	1986	Defensive Backs
Ron Cobb	1976-77	Defensive Line
Arthur Coleman	1952-60	Defensive Ends / Outside Linebackers
Geoff Collins	2001	Tight Ends
Keith Colson	1983	Wide Receivers
	1984-85	Defensive Backs
	1986	Rovers & Bandits
Bryan Cook	2013-16	Quarterbacks / B-Backs
Romeo Crennel	1980	Defensive Line
Danny Crossman	1999-00	Defensive Ends / Special Teams
	2001	Defensive Backs / Special Teams
Gary Crowton	1994	Co-Offensive Coordinator / Quarterbacks
Bill Crutchfield	1968-69	Offensive Coordinator
Bob Cummings	1957-58	B-Team Coach
Bill Curry	1976	Offensive Line
Joe D'Alessandris	2002-07	Offensive Line
Arthur Davis	1961-62	Head Freshman Coach
Mike Dean	1980-82	Defensive Backs
Rex Dockery	1972	Offensive Line
Bobby Dodd	1931-44	Assistant Coach
Dan Dorazio	1982-83	Offensive Line
Randy Edsall	1998	Defensive Coordinator / Defensive Backs

Ray Ellis	1945	Line Coach
	1946-49	Assistant Head Coach
Ed Emory	1978-79	Defensive Line
Jon Fabris	1980	Assistant Defensive Coach
Dave Fagg	1974	Offensive Coordinator
	1975	Assistant Defensive Coach
	1976-78	Quarterbacks
Paul Ferraro	1999-2000	Defensive Backs
Dub Fesperman	1966	Defense
	1967	Defensive Coordinator
Jack Fligg	1964-65	Head Freshman Coach
	1984-86	Offensive Line / Tackles/Tight Ends
Bobby Franklin	1967	Freshman Coach
Robbie Franklin	1973-75	Offensive Line
Ralph Friedgen	1987-91	Offensive Coordinator / Quarterbacks
	1997-2000	Offensive Coordinator / Quarterbacks
Bill Fulcher	1963	Freshman Coach
	1966	Defense
	1967	Freshman Coach
	1969	Offense
Marty Galbraith	1992-93	Tackles / Tight Ends
Buddy Geis	2003	Passing Game Coordinator / Receivers
	2004-07	Assistant Head Coach / Receivers
Jerry Glanville	1968	Freshman Coach
	1969-74	Defense
Cary Godette	1992-93	Defensive Line
Billy Goodloe	1959-66	Assistant Coach
Ray Graves	1947-56	Head Line Coach
	1957-59	Assistant Head Coach
Al Groh	2010-12	Defensive Coordinator
Jack Griffin	1954-56	Offensive Ends
	1957-66	Offensive Coordinator
	1967-71	Offensive Assistant / Assistant Head Coach
Johnny Griffith	1964-66	B-Team
Al Guy	1976	Defensive Backs
John Guy	1981-82	Defensive Line
	1983-84	Outside Linebackers
	1985-86	Defensive Ends
H.B. "Bo" Hagan	1951	Assistant Freshman Coach
	1952-53	Head Freshman Coach
Brick Haley	2002-03	Linebackers
Les Hanly	1978-79	Offensive Line
Tim Harkness	1983	Tight Ends/Receivers
Mark Hendrickson	1985-86	Receivers / Junior Varsity Coach
	1987-91	Tight Ends / Special Teams
Jim Higdon	1974	Assistant
Stan Hixon	1995-99	Wide Receivers
Jeff Hollis	1982	Offensive Line
Jeep Hunter	2006-07	Tight Ends
Mark Hunter	1980-81	Offensive Line
Willie Hunter	1977	Offensive Line
Dave Huxtable	1992-95	Inside Linebackers
	1996-97	Defensive Coordinator / Inside Linebackers
Richard Inman	1957-58	B-Team Coach
	1959-65	Defense
Brian Jean-Mary	2004-09	Linebackers
Richard Jones	1948	Head Freshman Coach
	1950-51	Assistant Line Coach
Bill Jordan	1950	End Coach
Dwight Keith	1942	Freshman Coach
	1945-50	Backfield
	1951	B-Team Coach
David Kelly	2000-01	Wide Receivers
Charles Kelly	2006	Wide Receivers
	2007	Special Teams
	2008-09	Cornerbacks
	2010-12	Defensive Backs
James Landrum	1956-67	Recruiting
Rick Lantz	1982-83	Defensive Coordinator
Al Lavan	1977	Receivers
	1978	Running Backs
Lamar Leachman	1968	Offense
	1969-70	Defense
	1971	Defensive Coordinator

Bill Lewis	1971-72	Defensive Backs
Don Lindsey	1984-86	Defensive Coordinator / Assistant Head Coach
Jim Luck	1955-73	Assistant B-Team Coach
Sam Lyle	1951-53	Assistant Coach
George Manning	1947	Assistant B-Team Coach
	1948	Line
Doug Marrone	1995	Football Operations
	1996	Tight Ends
	1997-99	Offensive Line
Roy McArthur	1934-41	B-Team Coach
	1947-50	B-Team Coach
Peter McCarty	2001	Defensive Tackles
Andy McCollum	2010-12	Defensive Line / Recruiting Coordinator
	2013-15	Inside Linebackers / Recruiting Coord.
	2016-17	Safeties / Recruiting Coordinator
Jeff McLean	1980-81	Running Backs
Bill McCullough	1975-79	Strength Coach
John McKenna	1966	Freshman Coach
Mac McWhorter	1980	Wide Receivers
	1981-84	Offensive Line
	1985-86	Assistant Head Coach / Operations
	2000	Offensive Line
	2001	Offensive Line / Assistant Head Coach
	2001	Interim Head Coach
Bob Miller	1941	Assistant B-Team Coach
	1942-45	Line
	1946-55	Assistant B-Team Coach
John Misciagna	1989	Tight Ends
Curtis Modkins	2002	Defensive Backs
	2003-07	Running Backs
Jeff Monken	2008-09	A-Backs / Special Teams
Tom Moore	1970-71	Offense
Larry New	1983-86	Defensive Line
	1995-97	Defensive Line / Assistant Head Coach
Patrick Nix	2002	Running Backs / Recruiting Coordinator
	2003	Running Game Coordinator / Quarterbacks
	2004-06	Offensive Coordinator / Quarterbacks
Greg Nord	1992-94	Running Backs
Bill O'Brien	1998	Running Backs
	1999-2000	Running Backs / Recruiting Coordinator
	2001-02	Offensive Coordinator
George O'Leary	1987-91, 1994	Defensive Coordinator / Defensive Line
Steve Ortmyer	1974	Offense
Lamar Owens	2010-15	A-Backs
	2016-17	A-Backs / Special Teams Coordinator
Bill Pace	1973	Offensive Coordinator
Dwain Painter	1982-86	Offensive Coordinator
Mike Pelton	2013-17	Defensive Line
Joe Pittard	1943-70	Assistant B-Team / Freshman Coach
Joe Popp	N/A	
Al "Buzz" Preston	2008-17	Wide Receivers
Chuck Priefer	1987-91	Defensive Backs
Tommy Raye	2002	Special Teams
Floyd Reese	1974	Defense
Charlie Rizzo	1987-88	Inside Linebackers
Jimmy Robinson	1987-89	Wide Receivers
Tommie Robinson	2002	Wide Receivers
	2003-05	Tight Ends
Ted Roof	1998	Linebackers
	1999-2001	Defensive Coordinator / Linebackers
	2013-15	Def. Coordinator / Outside Linebackers
	2016-17	Defensive Coordinator / Linebackers
Brad Roper	1980-81	Tight Ends
Ray Rychleski	2014-15	Special Teams Coordinator / Co-Offensive Line
Bob Sanders	1978	Defensive Line
Rip Scherer	1980	Quarterbacks
	1981	Offensive Coordinator
	1982-83	Running Backs
	1984	Assistant Head Coach – Operations
	1986	Assistant Head Coach – Offense
Mike Sewak	2008-11	Co-Offensive Line
	2012-16	Offensive Line
Steve Shankweiler	1992-94	Offensive Coordinator/OL
Steve Sloan	1972	Offensive Coordinator

Danny Smith	1987-91	Running Backs
	1992-93	Assistant Head Coach / Wide Receivers
	1994	Assistant Head Coach / Defensive Backs
Giff Smith	2004-05	Defensive Line
	2006-09	Defensive Line / Recruiting Coordinator
Rick Smith	1977	JV Coach / Assistant Defensive Coach
	1982-85	Defensive Backs
Joe Speed	2010-12	Inside Linebackers
	2013-15	Defensive Backs
	2016-17	Cornerbacks
Glenn Spencer	2001	Running Backs
	2002-03	Defensive Line
Todd Spencer	2008-11	Co-Offensive Line
Steve Spurrier	1979	Quarterbacks
Dave Sollazzo	1999-2000	Defensive Line
Terry Strock	1990-91	Wide Receivers
Eric Taggart	1976	JV Coach
Charlie Tate	1957-58	Freshman Coach
	1959-60	Offense
	1961-63	Defensive Coordinator
Jon Tenuta	2002	Defensive Coordinator
	2003-05	Defensive Coordinator / Defensive Backs
	2006-07	Associate Head Coach / Defensive Coordinator / Defensive Backs
Bob Thalman	1967-68	Defense
Lance Thompson	1995	Tight Ends / Recruiting Coordinator
	1996-97	Defensive Ends / Recruiting Coordinator
	1998	Defensive Line / Recruiting Coordinator
	2001	Defensive Ends / Recruiting Coordinator
Larry Travis	1977	Offensive Line
	1978-80	Offensive Coordinator / Offensive Line
Terry Tuley	1978-79	Receivers
	1980	Running Backs
	1981	Receivers
A.G. "Whitey" Urban	1951-59	Offensive Line
Norm Van Brocklin	1979	Running Backs
Dave Walkosky	2012-13	Special Teams Coordinator
Pat Watson	1987-91	Offensive Line
	1995-96	Offensive Coordinator / Offensive Line
Ron West	2016-17	Co-Offensive Line
Jack Westbrook	1977	Defensive Backs
	1978-79	Defensive Coordinator / Defensive Backs
Eric Wilcox	1970	Freshman Coach
Bob Williams	1972-73	Defensive Line
Jack Williams	1972-73	Running Backs
Billy Williamson	1968-71	Defense
Barry Wilson	1977-82	Inside Linebackers
David Wilson	2002	Football Operations
	2003-05	Special Teams / Recruiting Coordinator
Eddie Wilson	1995-96	Quarterbacks
	1997-2000	Tight Ends
Chip Wisdom	1985-86	Running Backs
Carl Wise	1957-58	Offensive Backfield
Dave Wommack	2008-09	Defensive Coordinator
Lewis Woodruff	1947-50	Freshman Coach
	1951-60	Defensive Backfield
	1961-67	Offensive Backfield

YEAR-BY-YEAR RECORDS

YEAR	COACH	CONFERENCE	OVERALL RECORD				CONFERENCE RECORD				BOWL / CONFERENCE TITLE / NATIONAL TITLE	
			W-L	H	A	N	W-L	FINISH	H	A	POSTSEASON	
1892	Earnest E. West	No Affiliation	0-3	0-2	0-1	0-0						
1893	F.O. Spain / Lt. L. Wood	No Affiliation	2-1-1	1-1-1	1-0	0-0						
1894	F.O. Spain / Lt. L. Wood	No Affiliation	0-3	0-3	0-0	0-0						
1895	No Team											
1896	No Coach	No Affiliation	1-1-0	0-0-1	1-1	0-0						
1897	No Coach	No Affiliation	0-1	0-0	0-1	0-0						
1898	R.B. "Cow" Nalley	No Affiliation	0-3	0-0	0-2	0-1						
1899	H.T. Collier	No Affiliation	0-5	0-2	0-3	0-0						
1900	H.T. Collier	No Affiliation	0-4	0-4	0-0	0-0						
1901	Dr. Cyrus Strickler	No Affiliation	4-0-1	3-0	0-0-1	1-0						
1902	John McKee	No Affiliation	0-6-2	0-5-1	0-1-1	0-0						
1903	John McKee	No Affiliation	2-5	1-4	1-1	0-0						
1904	John Heisman	No Affiliation	8-1-1	8-0-1	0-1	0-0						
1905	John Heisman	No Affiliation	6-0-1	6-0-1	0-0	0-0						
1906	John Heisman	No Affiliation	5-3-1	5-3-1	0-0	0-0						
1907	John Heisman	No Affiliation	4-4	4-3	0-1	0-0						
1908	John Heisman	No Affiliation	6-3	5-3	1-0	0-0						
1909	John Heisman	No Affiliation	7-2	5-2	2-0	0-0						
1910	John Heisman	No Affiliation	5-3	4-3	1-0	0-0						
1911	John Heisman	No Affiliation	6-2-1	5-2-1	1-0	0-0						
1912	John Heisman	No Affiliation	5-3-1	2-3-1	3-0	0-0						
1913	John Heisman	No Affiliation	7-2	4-2	3-0	0-0						
1914	John Heisman	No Affiliation	6-2	6-1	0-1	0-0						
1915	John Heisman	No Affiliation	7-0-1	6-0-1	1-0	0-0						
1916	John Heisman	SIAA	8-0-1	7-0-1	1-0	0-0						SIAA Champion
1917	John Heisman	SIAA	9-0	8-0	1-0	0-0						SIAA Champion National Champion
1918	John Heisman	SIAA	6-1	6-0	0-1	0-0						SIAA Co-Champion
1919	John Heisman	SIAA	7-3	7-2	0-1	0-0						
1920	William Alexander	SIAA	8-1	7-0	1-1	0-0						SIAA Co-Champion
1921	William Alexander	SIAA	8-1	8-0	0-0	0-1						SIAA Co-Champion
1922	William Alexander	Southern	7-2	7-1	0-1	0-0	4-0					Southern Co-Champion
1923	William Alexander	Southern	3-2-4	3-0-4	0-2	0-0	1-0-4					
1924	William Alexander	Southern	5-3-1	5-2-1	0-1	0-0	3-2-1					
1925	William Alexander	Southern	6-2-1	4-2-1	1-0	1-0	4-1-1					
1926	William Alexander	Southern	4-5	4-4	0-1	0-0	4-3					
1927	William Alexander	Southern	8-1-1	8-0	0-1-1	0-0	7-0-1					Southern Co-Champion
1928	William Alexander	Southern	10-0	7-0	2-0	1-0	7-0	1st				Southern Champion Rose Bowl National Co-Champion
1929	William Alexander	Southern	3-6	3-3	0-3	0-0	3-5					
1930	William Alexander	Southern	2-6-1	2-4	0-2-1	0-0	2-4-1					
1931	William Alexander	Southern	2-7-1	2-4	0-3-1	0-0	2-4-1					
1932	William Alexander	Southern	4-5-1	2-3-1	2-2	0-0	4-4-1					
1933	William Alexander	SEC	5-5	4-4	1-1	0-0	2-5	11th				
1934	William Alexander	SEC	1-9	1-4	0-5	0-0	0-6	11th				
1935	William Alexander	SEC	5-5	5-2	0-3	0-0	3-4	8th				
1936	William Alexander	SEC	5-5-1	5-3	0-2-1	0-0	3-3-1	t6th				
1937	William Alexander	SEC	6-3-1	4-2-1	2-1	0-0	3-2-1	6th				
1938	William Alexander	SEC	3-4-3	3-1-2	0-3-1	0-0	2-1-3	5th				
1939	William Alexander	SEC	8-2	5-1	2-1	1-0	6-0	t1st				SEC Co-Champion Orange Bowl
1940	William Alexander	SEC	3-7	3-3	0-4	0-0	1-5	12th				
1941	William Alexander	SEC	3-6	3-3	0-3	0-0	2-4	9th				
1942	William Alexander	SEC	9-2	6-0	3-1	0-1	4-1	t2nd				Cotton Bowl
1943	William Alexander	SEC	8-3	6-1	1-2	1-0	3-0	1st				SEC Champion Sugar Bowl
1944	William Alexander	SEC	8-3	7-1	1-1	0-1	4-0	1st				SEC Champion Orange Bowl
1945	Bobby Dodd	SEC	4-6	2-5	2-1	0-0	2-2	t5th				
1946	Bobby Dodd	SEC	9-2	6-0	2-2	1-0	4-2	4th				Oil Bowl
1947	Bobby Dodd	SEC	10-1	7-0	2-1	1-0	4-1	2nd				Orange Bowl
1948	Bobby Dodd	SEC	7-3	5-2	2-1	0-0	4-3	5th				
1949	Bobby Dodd	SEC	7-3	6-1	1-2	0-0	5-2	4th				
1950	Bobby Dodd	SEC	5-6	3-4	2-2	0-0	4-2	5th				
1951	Bobby Dodd	SEC	11-0-1	6-0-1	4-0	1-0	7-0	1st				SEC Champion Orange Bowl
1952	Bobby Dodd	SEC	12-0	8-0	3-0	1-0	6-0	1st				SEC Champion Sugar Bowl National Co-Champion
1953	Bobby Dodd	SEC	9-2-1	6-0	2-2-1	1-0	4-1-1	2nd				Sugar Bowl
1954	Bobby Dodd	SEC	8-3	5-2	2-1	1-0	6-2	2nd				Cotton Bowl
1955	Bobby Dodd	SEC	9-1-1	5-1	3-0-1	1-0	4-1-1	3rd				Sugar Bowl
1956	Bobby Dodd	SEC	10-1	4-1	5-0	1-0	7-1	2nd				Gator Bowl
1957	Bobby Dodd	SEC	4-4-2	2-2-2	2-2	0-0	3-4-1	8th				
1958	Bobby Dodd	SEC	5-4-1	4-1-1	1-3	0-0	2-3-1	t8th				
1959	Bobby Dodd	SEC	6-5	2-3	4-1	0-1	3-3	7th				Gator Bowl
1960	Bobby Dodd	SEC	5-5	4-1	1-4	0-0	4-4	7th				
1961	Bobby Dodd	SEC	7-4	5-0	2-3	0-1	4-3	t4th				Gator Bowl
1962	Bobby Dodd	SEC	7-3-1	4-1-1	3-1	0-1	5-2	4th				Bluebonnet Bowl
1963	Bobby Dodd	SEC	7-3	5-1	2-2	0-0	4-3	6th				

YEAR	COACH	CONFERENCE	OVERALL RECORD				CONFERENCE RECORD				BOWL / CONFERENCE TITLE / NATIONAL TITLE									
			W-L	H	A	N	W-L	FINISH	H	A	POSTSEASON									
1964	Bobby Dodd	Independent	7-3	4-2	2-1	1-0														
1965	Bobby Dodd	Independent	7-3-1	5-2	1-1-1	1-0														Gator Bowl
1966	Bobby Dodd	Independent	9-2	7-0	2-1	0-1														Orange Bowl
1967	Bud Carson	Independent	4-6	3-3	1-3	0-0														
1968	Bud Carson	Independent	4-6	3-3	1-3	0-0														
1969	Bud Carson	Independent	4-6	4-3	0-3	0-0														
1970	Bud Carson	Independent	9-3	6-1	2-2	1-0														Sun Bowl
1971	Bud Carson	Independent	6-6	5-3	1-2	0-1														Peach Bowl
1972	Bill Fulcher	Independent	7-4-1	5-1-1	1-3	1-0														Liberity Bowl
1973	Bill Fulcher	Independent	5-6	4-3	0-3	1-0														
1974	Pepper Rodgers	Independent	6-5	5-2	1-3	0-0														
1975	Pepper Rodgers	Independent	7-4	6-2	1-2	0-0														
1976	Pepper Rodgers	Independent	4-6-1	3-3-1	1-3	0-0														
1977	Pepper Rodgers	Independent	6-5	4-2	2-3	0-0														
1978	Pepper Rodgers	Independent	7-5	5-2	2-2	0-1														Peach Bowl
1979	Pepper Rodgers	ACC#	4-6-1	4-2	0-4-1	0-0														
1980	Bill Curry	ACC#	1-9-1	1-4-1	0-5	0-0														
1981	Bill Curry	ACC#	1-10	0-6	1-4	0-0														
1982	Bill Curry	ACC#	6-5	3-2	3-3	0-0														
1983	Bill Curry	ACC#	3-8	2-4	1-4	0-0	3-2	3rd	2-1	1-1										
1984	Bill Curry	ACC	6-4-1	4-2	2-2-1	0-0	2-2-1	5th	1-1	1-1-1										
1985	Bill Curry	ACC	9-2-1	5-2	3-0-1	1-0	5-1	2nd	2-1	3-0										All-American Bowl
1986	Bill Curry	ACC	5-5-1	4-1-1	1-4	0-0	3-3	4th	2-1	1-2										
1987	Bobby Ross	ACC	2-9	2-5	0-4	0-0	0-6	8th	0-3	0-3										
1988	Bobby Ross	ACC	3-8	3-3	0-5	0-0	0-7	8th	0-3	0-4										
1989	Bobby Ross	ACC	7-4	6-1	1-3	0-0	4-3	t4th	3-1	1-2										
1990	Bobby Ross	ACC	11-0-1	6-0	4-0-1	1-0	6-0-1	1st	3-0	3-0-1										ACC Champion Citrus Bowl National Champion
1991	Bobby Ross	ACC	8-5	5-1	2-3	1-1	5-2	t2nd	4-0	1-2										Aloha Bowl
1992	Bill Lewis	ACC	5-6	4-2	1-4	0-0	4-4	t4th	3-2	1-2										
1993	Bill Lewis	ACC	5-6	3-3	2-3	0-0	3-5	6th	1-2	2-3										
1994 ¹	Bill Lewis	ACC	1-10	1-5	0-5	0-0	0-8	9th	0-4	0-4										
1995	George O'Leary	ACC	6-5	4-2	2-3	0-0	5-3	4th	3-1	2-2										
1996	George O'Leary	ACC	5-6	4-2	1-4	0-0	4-4	5th	3-1	1-3										
1997	George O'Leary	ACC	7-5	3-2	3-3	1-0	5-3	t3rd	3-1	2-2										Carquest Bowl
1998	George O'Leary	ACC	10-2	4-2	5-0	1-0	7-1	t1st	3-1	4-0										ACC Co-Champion Gator Bowl
1999	George O'Leary	ACC	8-4	6-0	2-3	0-1	5-3	t2nd	4-0	1-3										Gator Bowl
2000	George O'Leary	ACC	9-3	5-1	4-1	0-1	6-2	t2nd	3-1	3-1										Peach Bowl
2001 ²	George O'Leary	ACC	8-5	3-3	3-2	2-0	4-4	t4th	2-2	2-2										Seattle Bowl
2002	Chan Gailey	ACC	7-6	4-2	3-3	0-1	4-4	5th	2-2	2-2										Silicon Valley Classic
2003	Chan Gailey	ACC	7-6	4-2	2-4	1-0	4-4	4th	3-1	1-3										Humanitarian Bowl
2004	Chan Gailey	ACC	7-5	3-3	3-2	1-0	4-4	t6th	1-3	3-1										Champs Sports Bowl
2005	Chan Gailey	ACC	7-5	4-2	3-2	0-1	5-3	3rd, Coastal	3-1	2-2										Emerald Bowl
2006	Chan Gailey	ACC	9-5	6-1	3-2	0-2	7-1	1st, Coastal	4-0	3-1										ACC Coastal Division Champion Gator Bowl
2007	Chan Gailey	ACC	7-6	4-3	3-2	0-1	4-4	3rd, Coastal	2-2	2-2										Humanitarian Bowl
2008	Paul Johnson	ACC	9-4	6-1	3-2	0-2	5-3	t1st, Coastal	3-1	2-2										Humanitarian Bowl
2009	Paul Johnson	ACC	10-3%	5-1	5-1	0-1	7-1	t1st, Coastal	4-0	3-1										ACC Coastal Division Champion Orange Bowl
2010	Paul Johnson	ACC	6-7	4-2	2-4	0-1	4-4	t3rd, Coastal	2-2	2-2										Independence Bowl
2011	Paul Johnson	ACC	8-5	5-2	3-2	0-1	5-3	t2nd, Coastal	3-1	2-2										Sun Bowl
2012	Paul Johnson	ACC	7-7	4-3	2-3	1-1	5-3	t1st, Coastal	3-1	2-2										ACC Coastal Division Champion Sun Bowl
2013	Paul Johnson	ACC	7-6	5-2	2-3	0-1	5-3	t2nd, Coastal	3-1	2-2										Music City Bowl
2014	Paul Johnson	ACC	11-3	5-1	5-1	1-1	6-2	1st, Coastal	3-1	3-1										ACC Coastal Division Champion Orange Bowl
2015	Paul Johnson	ACC	3-9	3-4	0-5	0-0	1-7	7th, Coastal	1-3	0-4										
2016	Paul Johnson	ACC	9-4	5-2	2-2	2-0	4-4	5th, Coastal	2-2	2-2										TaxSlayer Bowl Champion

- NOTES**
- Georgia Tech joined the ACC in 1979 and became eligible for ACC championship in 1983
% - Georgia Tech vacated win in 2009 ACC Championship Game due to NCAA sanctions
1 - George O'Leary served as interim head coach for final three games
2 - Mac McWhorter served as interim head coach for the Seattle Bowl

BY DECADE

YEARS	OVERALL RECORD								CONFERENCE RECORD						BOWL RECORD					
	G	W-L-T	PCT	H	PCT	A	PCT	N	PCT	G	W-L	PCT	H	PCT	A	PCT	G	W-L	PCT	
1892-1899	22	3-17-2	.182	1-8-2	.182	2-8	.200	0-1	.000											
1900-1909	76	42-28-6	.592	37-24-4	.600	4-4-2	.500	1-0	1.000											
1910-1919	86	66-16-4	.761	55-13-4	.792	11-3	.786	0-0	.000											
1920-1929	92	62-23-7	.712	56-12-6	.797	4-10-1	.300	2-1	.667	51	33-11-7	.716								
1930-1939	100	41-51-8	.450	33-28-4	.538	7-23-4	.265	1-0	1.000	68	27-33-8	.456					1	1-0	1.000	
1940-1949	104	68-36	.654	51-16	.761	14-18	.438	3-2	.600	53	33-20	.623					5	3-2	.600	
1950-1959	111	79-26-6	.739	45-14-4	.746	28-11-2	.707	6-6	.857	67	46-17-4	.716					7	6-1	.857	
1960-1969	104	61-41-2	.596	44-16-1	.729	15-22-1	.408	2-3	.400	29	17-12	.586					4	1-3	.250	
1970-1979	114	61-50-3	.548	47-21-2	.686	11-27-1	.295	3-2	.600								4	2-2	.500	
1980-1989	111	43-64-4	.405	30-30-2	.500	12-34-2	.271	1-0	1.000	42	17-24-1	.417	10-11-0	.476	7-13-1	.357	1	1-0	1.000	
1990-1999	116	66-49-1	.573	40-19	.678	22-28-1	.441	4-2	.667	78	44-33-1	.571	27-12-0	.692	17-21-1	.449	5	4-1	.800	
2000-2009	128	80-48	.625	44-19	.698	32-21	.604	4-8	.333	80	50-30	.625	27-13	.675	23-17	.575	10	3-7	.300	
2010-present	92	51-41	.554	31-16	.660	16-20	.444	4-5	.444	56	30-26	.536	17-11	.607	13-15	.464	6	3-3	.500	

YEAR-BY-YEAR RESULTS

1892 (H: 0-2, A: 0-1) **0-3**

Coach & Captain: Earnest E. West

DATE	OPPONENT	W/L	SCORE	REC
N 5	Mercer (Central Park)	L	6-12	0-1
N 19	Vanderbilt (Piedmont Park)	L	10-20	0-2
N 25	Auburn (Brisbane Park)	L	0-26	0-3

1893 (H: 1-1-1, A: 1-0) **2-1-1**

Coaches: Frank O. Spain & Lt. Leonard Wood

Captain: W.W. Hunter

DATE	OPPONENT	W/L	SCORE	REC
N 4	at Georgia	W	28-6	1-0-0
N 11	Mercer	W	10-6	2-0-0
N 30	St. Albans ¹ (r)	L	0-6	2-1-0
D 7	Auburn	T	0-0	2-1-1

1 - Played at Piedmont Park

1894 (H: 0-3) **0-3**

Coaches: Frank O. Spain & Lt. Leonard Wood

Captain: Thomas Rauol

DATE	OPPONENT	W/L	SCORE	REC
O 27	Savannah A.A.	L	0-8	0-1
N 17	Auburn ¹	L	0-94	0-2
N 29	Ft. McPherson ¹	L	0-34	0-3

1 - Played at Athletic Park

1895
NO TEAM

1896 (H: 0-0-1, A: 1-1) **1-1-1**

No Captain or Coach

DATE	OPPONENT	W/L	SCORE	REC
O 31	at Mercer (Central Park)	W	6-4	1-0-0
N 7	at Auburn	L	0-45	1-1-0
N 21	Mercer (Brisbane Park)	T	12-12	1-1-1

1897 (H: 0-0, A: 0-1) **0-1**

No Captain or Coach

DATE	OPPONENT	W/L	SCORE	REC
O 23	at Georgia	L	0-28	0-1

1898 (H: 0-0, A: 0-2, N: 0-1) **0-3**

Coach: R.B. "Cow" Nalley

No Captain

DATE	OPPONENT	W/L	SCORE	REC
N 5	at Auburn	L	6-29	0-1
N 24	vs. Clemson ¹	L	0-23	0-2
D 22	at Georgia	L	0-15	0-3

1 - Played in Augusta, Ga.

1899 (H: 0-2, A: 0-3) **0-5**

Coach: H.T. Collier

Captain: Pete Wooley

DATE	OPPONENT	W/L	SCORE	REC
O 14	at Auburn	L	0-63	0-1
O 23	Sewanee	L	0-30	0-2
O 28	at Georgia	L	0-20	0-3
N 11	Nashville	L	0-15	0-4
N 30	at Clemson ¹ (r)	L	5-41	0-5

1 - Played in Greenville, S.C.

1900 (H: 0-4) **0-4**

Coach: H.T. Collier

Captain: W.J. Holman

DATE	OPPONENT	W/L	SCORE	REC
O 13	Georgia	L	0-12	0-1
O 20	Nashville	L	0-23	0-2
O 29	Sewanee	L	0-34	0-3
D 7	Davidson	L	6-38	0-4

Home games played at Piedmont Park

1901 (H: 3-0, A: 0-0-1, N: 1-0) **4-0-1**

Coach: Dr. Cyrus W. Strickler

Captain: A.B. Hollison

DATE	OPPONENT	W/L	SCORE	REC
O 12	Gordon	W	29-0	1-0-0
O 15	Furman	W	17-0	2-0-0
O 18	vs. Wofford ¹	W	33-0	3-0-0
O 26	at Furman	T	5-5	3-0-1
N 9	South Carolina	W	13-0	4-0-1

1 - Played in Augusta, Ga.

Home games played at Piedmont Park

1902 (H: 0-5-1, A: 0-1-1) **0-6-2**

Coach: John McKee

Captain: Bully Young

DATE	OPPONENT	W/L	SCORE	REC
O 11	Auburn	L	6-18	0-1-0
O 18	Clemson	L	5-44	0-2-0
O 25	Georgia	T	0-0	0-2-1
N 1	at Furman	T	0-0	0-2-2
N 8	St. Albans	L	0-17	0-3-2
N 13	Davidson	L	6-7	0-4-2
N 22	Tennessee	L	6-10	0-5-2
N 27	at Alabama ¹ (r)	L	0-26	0-6-2

1 - Played at Birmingham, Ala.

Home games played at Brisbane Park

1903 (H: 1-4, A: 1-1) **2-5**

Coach: John McKee

Captain: Jesse Thrash

DATE	OPPONENT	W/L	SCORE	REC
O 17	Clemson	L	0-73	0-1
O 24	Georgia	L	0-38	0-2
O 31	at Samford	W	37-0	1-2
N 7	Florida State	W	17-0	2-2
N 14	Auburn	L	5-10	2-3
N 21	at Tennessee	L	0-11	2-4
N 26	South Carolina (r)	L	0-16	2-5

Home games played at Piedmont Park



JOHN HEISMAN

Head Coach (1904-19)
16 seasons
Record: 102-29-7 (.764)

1904 (H: 8-0-1, A: 0-1) **8-1-1**

Captain: Barien Moore

DATE	OPPONENT	W/L	SCORE	REC
O 1	Ft. McPherson	W	11-5	1-0-0
O 8	Florida State	W	35-0	2-0-0
O 15	Mooney School (Tenn.)	W	51-0	3-0-0
O 17	Florida	W	77-0	4-0-0
O 22	Tennessee	W	2-0	5-0-0
O 29	at Auburn	L	0-12	5-1-0
N 5	Clemson	T	11-11	5-1-1
N 12	Georgia	W	23-6	6-1-1
N 16	Tennessee Meds	W	59-0	7-1-1
N 24	Cumberland	W	18-0	8-1-1

Home games played at Piedmont Park

1905 (H: 6-0-1) **6-0-1**

Captain: Louie Clark

DATE	OPPONENT	W/L	SCORE	REC
O 7	Dahlonega	W	54-0	1-0-0
O 21	Alabama	W	12-5	2-0-0
O 28	Cumberland	W	18-0	3-0-0
N 4	Tennessee	W	45-0	4-0-0
N 11	Sewanee	T	18-18	4-0-1
N 18	Georgia	W	46-0	5-0-1
N 30	Clemson (r)	W	17-12	6-0-1

Home games played on campus at The Flats, future site of Grant Field

1906 (H: 5-3-1) **5-3-1**

Captain: E.C. Davies

DATE	OPPONENT	W/L	SCORE	REC
S 29	Maryville	T	6-6	0-0-1
O 6	Dahlonega	W	11-0	1-0-1
O 13	Grant University (Tenn.)	W	18-0	2-0-1
O 20	Sewanee	L	0-16	2-1-1
O 27	Davidson	W	4-0	3-1-1
N 3	Auburn	W	11-0	4-1-1
N 10	Georgia	W	17-0	5-1-1
N 17	Vanderbilt	L	6-37	5-2-1
N 29	Clemson (r)	L	0-10	5-3-1

Home games played at The Flats

1907 (H: 4-3, A: 0-1) **4-4**

Captain: C.A. Sweet

DATE	OPPONENT	W/L	SCORE	REC
O 5	Gordon ¹	W	51-0	1-0
O 12	Dahlonega ¹	W	70-0	2-0
O 19	Tennessee ²	W	6-4	3-0
O 26	Auburn ²	L	6-12	3-1
N 2	Georgia ²	W	10-6	4-1
N 9	Sewanee ²	L	0-18	4-2
N 16	at Vanderbilt	L	0-54	4-3
N 28	Clemson ² (r)	L	5-6	4-4

1 - Played at The Flats

2 - Played at Ponce de Leon Park

■ From 1908-11, home games played at Ponce de Leon Park.

1908 (H: 5-3, A: 1-0) **6-3**

Captain: L.W. Robert

DATE	OPPONENT	W/L	SCORE	REC
O 3	Gordon	W	32-0	1-0
O 10	Mooney School (Tenn.)	W	30-0	2-0
O 17	Mississippi State	W	23-0	3-0
O 24	Alabama	W	11-6	4-0
O 31	Tennessee	L	5-6	4-1
N 7	Auburn	L	0-44	4-2
N 14	Sewanee	L	0-6	4-3
N 19	at Mercer	W	16-6	5-3
N 26	at Clemson (r)	W	30-6	6-3

1909 (H: 5-2, A: 2-0) **7-2**

Captain: John Davis

DATE	OPPONENT	W/L	SCORE	REC
O 2	Gordon	W	18-6	1-0
O 9	Mooney School (Tenn.)	W	35-6	2-0
O 16	South Carolina	W	59-0	3-0
O 23	Sewanee	L	0-15	3-1
O 30	at Tennessee	W	29-0	4-1
N 6	Auburn	L	0-8	4-2
N 13	at Mercer	W	35-0	5-2
N 20	Georgia	W	12-6	6-2
N 25	Clemson (r)	W	29-3	7-2

1910 (H: 4-3, A: 1-0) **5-3**

Captain: Dean Hill

DATE	OPPONENT	W/L	SCORE	REC
O 1	Gordon	W	57-0	1-0
O 8	Chattanooga	W	18-0	2-0
O 15	Mercer	W	46-0	3-0
O 22	at Alabama	W	36-0	4-0
N 5	Auburn	L	0-16	4-1
N 12	Vanderbilt	L	0-23	4-2
N 19	Georgia	L	6-11	4-3
N 24	Clemson (r)	W	34-0	5-3

1911 (H: 5-2-1, A: 1-0) **6-2-1**

Captain: H.W. Patterson

DATE	OPPONENT	W/L	SCORE	REC
S 30	11th Cavalry	W	22-5	1-0-0
O 7	at Samford	W	28-0	2-0-0
O 14	Tennessee	W	24-0	3-0-0
O 21	Mercer	W	17-0	4-0-0
O 29	Alabama	T	0-0	4-0-1
N 4	Auburn	L	6-11	4-1-1
N 11	Sewanee	W	23-0	5-1-1
N 18	Georgia	L	0-5	5-2-1
N 30	Clemson (r)	W	31-0	6-2-1

Home games played at The Flats

1912 (H: 2-3-1, A: 3-0) **5-3-1**

Captain: Hugh Leuhrman

DATE	OPPONENT	W/L	SCORE	REC
S 28	11th Cavalry	T	0-0	0-0-1
O 5	at The Citadel	W	20-16	1-0-1
O 12	Alabama	W	20-3	2-0-1
O 19	at Florida ¹	W	14-7	3-0-1
O 26	at Mercer	W	16-6	4-0-1
N 2	Auburn	L	7-27	4-1-1
N 9	Sewanee	L	0-7	4-2-1
N 16	Georgia	L	0-20	4-3-1
N 28	Clemson (T)	W	23-0	5-3-1

1 - Played in Jacksonville, Fla.

■ Grant Field, with its first permanent seating, was built prior to the 1913 season. From this point, all home games were played at Grant Field unless noted.

1913 (H: 4-2, A: 3-0) **7-2**

Captain: Homer Cook

DATE	OPPONENT	W/L	SCORE	REC
S 27	Ft. McPherson	W	19-0	1-0
O 4	at The Citadel	W	47-0	2-0
O 11	at Chattanooga	W	71-6	3-0
O 18	Mercer	W	33-0	4-0
O 25	at Florida ¹	W	13-3	5-0
N 1	Sewanee	W	33-0	6-0
N 8	Auburn	L	0-20	6-1
N 15	Georgia	L	0-14	6-2
N 27	Clemson (T)	W	34-0	7-2

1 - Played in Jacksonville, Fla.

1914 (H: 6-1, A: 0-1) **6-2**

Captain: K.J. Fielder

DATE	OPPONENT	W/L	SCORE	REC
O 3	South Carolina	W	20-0	1-0
O 10	Mercer	W	105-0	2-0
O 17	at Alabama ¹	L	0-13	2-1
O 24	VMI	W	28-7	3-1
O 31	Sewanee	W	20-0	4-1
N 7	Auburn	L	0-14	4-2
N 14	Georgia	W	7-0	5-2
N 26	Clemson (T)	W	26-6	6-2

1 - Played in Birmingham, Ala.

1915 (H: 6-0-1, A: 1-0) **7-0-1**

Captain: D.E. Morrison

DATE	OPPONENT	W/L	SCORE	REC
O 2	Mercer	W	52-0	1-0-0
O 9	Davidson	W	27-7	2-0-0
O 16	Transylvania	W	67-0	3-0-0
O 23	at LSU ¹	W	36-7	4-0-0
O 30	North Carolina	W	23-3	5-0-0
N 6	Alabama	W	21-7	6-0-0
N 13	Georgia	T	0-0	6-0-1
N 25	Auburn (T)	W	7-0	7-0-1

1 - Played in New Orleans, La.

SIAA 1916-21

1916 (H: 7-0-1, A: 1-0) **8-0-1**

SIAA CHAMPIONS

Captain: J.T. Johnson

DATE	OPPONENT	W/L	SCORE	REC
S 30	Mercer	W	61-0	1-0
O 7	Cumberland	W	222-0	2-0
O 14	Davidson	W	9-0	3-0
O 21	North Carolina	W	10-6	4-0
O 28	Washington & Lee	T	7-7	4-0-1
N 4	Tulane	W	45-0	5-0-1
N 11	Alabama	W	13-0	6-0-1
N 18	at Georgia	W	21-0	7-0-1
N 30	Auburn (T)	W	33-7	8-0-1

1917 (H: 8-0, A: 1-0) **9-0**

CO-NATIONAL CHAMPIONS, SIAA CHAMPIONS

Captain: W.G. Carpenter

DATE	OPPONENT	W/L	SCORE	REC
S 29	Furman (DH)	W	25-0	1-0
	Wake Forest (DH)	W	33-0	2-0
O 6	Pennsylvania	W	41-0	3-0
O 13	Davidson	W	32-10	4-0
O 20	Washington & Lee	W	63-0	5-0
N 3	Vanderbilt	W	83-0	6-0
N 10	at Tulane	W	48-0	7-0
N 17	Carlsle	W	98-0	8-0
N 29	Auburn (T)	W	68-7	9-0

1918 (H: 6-0, A: 0-1) **6-1**

SIAA CHAMPIONS

Captain: W.R. Fincher

DATE	OPPONENT	W/L	SCORE	REC
O 5	Clemson	W	28-0	1-0
O 12	Furman	W	118-0	2-0
O 19	11th Cavalry	W	123-0	3-0
O 26	Camp Gordon	W	28-0	4-0
N 10	NC State	W	128-0	5-0
N 23	at Pittsburgh	L	0-32	5-1
N 28	Auburn (T)	W	41-0	6-1

1919 (H: 7-2, A: 0-1) **7-3**

Captain: G.M. Phillips

DATE	OPPONENT	W/L	SCORE	REC
S 20	5th Division	W	48-0	1-0
S 27	Furman	W	74-0	2-0
O 4	Wake Forest	W	14-0	3-0
O 11	Clemson	W	28-0	4-0
O 18	Vanderbilt	W	20-0	5-0
O 25	at Pittsburgh	L	6-16	5-1
N 1	Davidson	W	33-0	6-1
N 8	Washington & Lee	L	0-3	6-2
N 15	Georgetown	W	27-0	7-2
N 27	Auburn (T)	L	7-14	7-3



WILLIAM ALEXANDER

Head Coach (1920-44)
25 seasons
Record: 134-95-15 (.580)

1920 (H: 7-0, A: 1-1) **8-1**

SIAA CO-CHAMPIONS

Captain: A.R. Flowers

DATE	OPPONENT	W/L	SCORE	REC
S 25	Wake Forest	W	44-0	1-0
O 2	Oglethorpe	W	55-0	2-0
O 9	Davidson	W	66-0	3-0
O 16	at Vanderbilt	W	44-0	4-0
O 23	at Pittsburgh	L	3-10	4-1
O 30	Centre	W	24-0	5-1
N 6	Clemson	W	7-0	6-1
N 13	Georgetown	W	35-6	7-1
N 25	Auburn (T)	W	34-0	8-1

1921 (H: 8-0, A: 0-0, N: 0-1) **8-1**

SIAA CO-CHAMPIONS

Captain: J.W. Harlan

DATE	OPPONENT	W/L	SCORE	REC
S 24	Wake Forest	W	42-0	1-0
O 1	Oglethorpe	W	41-0	2-0
O 8	Davidson	W	70-0	3-0
O 15	Furman	W	69-0	4-0
O 22	Rutgers	W	48-14	5-0
O 29	vs. Penn State ¹	L	7-28	5-1
N 5	Clemson	W	48-7	6-1
N 12	Georgetown	W	21-7	7-1
N 24	Auburn (T)	W	14-0	8-1

1 - Played in Polo Grounds, N.Y.

SOUTHERN CONFERENCE 1922-32

1922 (H: 7-1, A: 0-1) **7-2, 4-0** (SC)

SOUTHERN CONFERENCE CO-CHAMPIONS

Captain: Red Barron

DATE	OPPONENT	W/L	SCORE	REC
S 30	Oglethorpe	W	31-6	1-0
O 7	Davidson	W	19-0	2-0
O 14	Alabama	W	33-7	3-0
O 21	at Navy	L	0-13	3-1
O 28	Notre Dame	L	3-13	3-2
N 4	Clemson	W	21-7	4-2
N 11	Georgetown	W	19-7	5-2
N 18	NC State	W	17-0	6-2
N 30	Auburn (T)	W	14-6	7-2

1923 (H: 3-0-4, A: 0-2) **3-2-4, 1-0-4** (SC)

Captain: J.F. McIntyre

DATE	OPPONENT	W/L	SCORE	REC
S 23	Oglethorpe	W	28-13	1-0-0
O 6	VMI	W	10-7	2-0-0
O 13	Florida	T	7-7	2-0-1
O 20	Georgetown	W	20-10	3-0-1
O 27	at Notre Dame	L	7-35	3-1-1
N 3	Alabama	T	0-0	3-1-2
N 10	at Penn State	L	0-7	3-2-2
N 17	Kentucky	T	3-3	3-2-3
N 29	Auburn (T)	T	0-0	3-2-4

1924 (H: 5-2-1, A: 0-1) **5-3-1, 3-2-1** (SC)

Captain: George Gardner

DATE	OPPONENT	W/L	SCORE	REC
S 27	Oglethorpe	W	19-0	1-0-0
O 4	VMI	W	3-0	2-0-0
O 11	Florida	T	7-7	2-0-1
O 18	Penn State	W	15-13	3-0-1
O 25	Alabama	L	0-14	3-1-1
N 1	at Notre Dame	L	3-34	3-2-1
N 8	LSU	W	28-7	4-2-1
N 15	Vanderbilt	L	0-3	4-3-1
N 27	Auburn (T)	W	7-0	5-3-1

1925 (H: 4-2-1, A: 1-0, N: 1-0) **6-2-1, 4-1-1** (SC)

Captain: S.D. Wycoff

DATE	OPPONENT	W/L	SCORE	REC
S 28	Oglethorpe	W	13-7	1-0
O 3	VMI	W	33-0	2-0
O 10	vs. Penn State ¹	W	16-7	3-0
O 17	Florida	W	23-7	4-0
O 24	Alabama	L	0-7	4-1
O 31	Notre Dame	L	0-13	4-2
N 7	at Vanderbilt	W	7-0	5-2
N 14	Georgia	W	3-0	6-2
N 26	Auburn (T)	T	7-7	6-2-1

1 - Played at Yankee Stadium

1926 (H: 4-4, A: 0-1) **4-5, 4-3** (SC)

Captain: Owen Pool

DATE	OPPONENT	W/L	SCORE	REC
S 25	Oglethorpe	L	6-7	0-1
O 2	VMI	W	13-0	1-1
O 9	Tulane	W	9-6	2-1
O 16	Alabama	L	0-21	2-2
O 23	Washington & Lee	W	19-7	3-2
O 30	at Notre Dame	L	0-12	3-3
N 6	Vanderbilt	L	7-13	3-4
N 13	Georgia	L	13-14	3-5
N 25	Auburn (T)	W	20-7	4-5

YEAR-BY-YEAR RESULTS

1927 (H: 8-0, A: 0-1-1) **8-1-1, 7-0-1** (SC)

SOUTHERN CONFERENCE CHAMPIONS
 Captain: E.J. Crowley

DATE	OPPONENT	W/L	SCORE	REC
O 1	VMi	W	7-0	1-0
O 8	Tulane	W	13-6	2-0
O 15	Alabama	W	13-0	3-0
O 22	North Carolina	W	13-0	4-0
O 29	at Notre Dame	L	7-26	4-1
N 5	at Vanderbilt	T	0-0	4-1-1
N 12	LSU	W	23-0	5-1-1
N 19	Oglethorpe	W	19-7	6-1-1
N 24	Auburn (7)	W	18-0	7-1-1
D 3	Georgia	W	12-0	8-1-1

1928 (H: 7-0, A: 2-0, N: 1-0) **10-0, 7-0** (SC)

CO-NATIONAL CHAMPIONS, SOUTHERN CHAMPIONS
 Captain: H.R. Pund

DATE	OPPONENT	W/L	SCORE	REC
O 6	VMi	W	13-0	1-0
O 13	at Tulane	W	12-0	2-0
O 20	North Carolina	W	13-0	3-0
O 27	at North Carolina	W	20-7	4-0
N 3	Oglethorpe	W	32-7	5-0
N 10	Vanderbilt	W	19-7	6-0
N 17	Alabama	W	33-13	7-0
N 29	Auburn (7)	W	51-0	8-0
D 8	Georgia	W	20-6	9-0

ROSE BOWL (Pasadena, Calif.)
 J 1 vs. California W 8-7 10-0

1929 (H: 3-3, A: 0-3) **3-6, 3-5** (SC)

Captain: Harold Rusk

DATE	OPPONENT	W/L	SCORE	REC
O 5	Mississippi A&M	W	27-13	1-0
O 12	North Carolina	L	7-18	0-1
O 19	Florida	W	19-6	2-1
O 26	at Tulane	L	14-20	2-2
N 2	Notre Dame	L	6-26	2-3
N 9	at Vanderbilt	L	7-23	2-4
N 16	Alabama	L	0-14	2-5
N 28	Auburn (7)	W	19-6	3-5
D 7	at Georgia	L	6-12	3-6

1930 (H: 2-4, A: 0-2-1) **2-6-1, 2-4-1** (SC)

Captain: Earl Dunlap

DATE	OPPONENT	W/L	SCORE	REC
O 4	South Carolina	W	45-0	1-0
O 11	at Carnegie Tech	L	0-31	1-1
O 18	Auburn	W	14-12	2-1
O 25	Tulane	L	0-28	2-2
N 1	at North Carolina	T	6-6	2-2-1
N 8	Vanderbilt	L	0-6	2-3-1
N 15	at Penn	L	7-34	2-4-1
N 27	Florida (7)	L	7-55	2-5-1
D 6	Georgia	L	0-13	2-6-1

1931 (H: 2-4, A: 0-3-1) **2-7-1, 2-4-1** (SC)

Captain: H.C. Neblett

DATE	OPPONENT	W/L	SCORE	REC
O 3	South Carolina	W	25-13	1-0
O 10	Carnegie Tech	L	0-13	1-1
O 17	Auburn	L	0-13	1-2
O 24	at Tulane	L	0-33	1-3
O 31	Vanderbilt	L	7-49	1-4
N 7	at North Carolina	T	19-19	1-4-1
N 14	at Penn	L	12-13	1-5-1
N 21	Florida	W	23-0	2-5-1
N 28	Georgia	L	6-35	2-6-1
D 26	California	L	6-21	2-7-1

1932 (H: 2-3-1, A: 2-2) **4-5-1, 4-4-1** (SC)

Captain: H.C. Neblett

DATE	OPPONENT	W/L	SCORE	REC
O 1	Clemson	W	32-14	1-0
O 8	Kentucky	L	6-12	1-1
O 15	Auburn	L	0-6	1-2
O 22	at North Carolina	W	43-14	2-2
O 29	at Vanderbilt	L	0-12	2-3
N 5	Tulane	L	14-20	2-4
N 12	Alabama	W	6-0	3-4
N 19	at Florida	W	6-0	4-4
N 26	Georgia	T	0-0	4-4-1
D 17	at California	L	7-27	4-5-1

SEC 1933-63

1933 (H: 4-4, A: 1-1) **5-5, 2-5** (SEC)

Captains: E.E. Laws, R.H. Tharpe

DATE	OPPONENT	W/L	SCORE	REC
S 30	Clemson	W	39-2	1-0
O 7	at Kentucky	L	6-7	1-1
O 14	Auburn	W	16-6	2-1
O 21	Tulane	L	0-7	2-2
O 28	at North Carolina	W	10-6	3-2
N 4	Vanderbilt	L	6-9	3-3
N 11	Florida	W	19-7	4-3
N 18	Alabama	L	9-12	4-4
N 25	Georgia	L	6-7	4-5
D 2	Duke	W	6-0	5-5

1934 (H: 1-4, A: 0-5) **1-9, 0-6** (SEC)

Captain: Jack Phillips

DATE	OPPONENT	W/L	SCORE	REC
S 29	Clemson	W	12-7	1-0
O 6	Vanderbilt	L	12-27	1-1
O 13	at Duke	L	0-20	1-2
O 20	at Michigan	L	2-9	1-3
O 27	at Tulane	L	12-20	1-4
N 3	North Carolina	L	0-26	1-5
N 10	Auburn	L	6-18	1-6
N 17	Alabama	L	0-40	1-7
N 24	at Florida	L	12-13	1-8
D 1	at Georgia	L	0-7	1-9

1935 (H: 5-2, A: 0-3) **5-5, 3-4** (SEC)

Captain: R.W. Eubanks

DATE	OPPONENT	W/L	SCORE	REC
S 28	Presbyterian	W	33-0	1-0
O 5	Sewanee	W	32-0	2-0
O 12	at Kentucky	L	6-25	2-1
O 19	Duke	W	6-0	3-1
O 26	at North Carolina	L	0-19	3-2
N 2	Vanderbilt	L	13-14	3-3
N 9	Auburn	L	7-33	3-4
N 16	at Alabama	L	7-38	3-5
N 23	Florida	W	39-6	4-5
N 30	Georgia	W	19-7	5-5

■ The Associated Press began its college football poll in 1936. The numbers indicate Georgia Tech's and the opponent's rank at the time of the game.

1936 (H: 5-3, A: 0-2-1) **5-5-1, 3-3-1** (SEC)

Captain: J.W. FitzSimmons

DATE	GT	OPP	OPPONENT	W/L	SCORE	REC
S 26	-	-	Presbyterian#	W	55-0	1-0
O 3	-	-	Sewanee	W	58-0	2-0
O 10	-	-	Kentucky	W	34-0	3-0
O 17	-	-	at Duke	L	6-19	3-1
O 24	-	-	at Vanderbilt	T	0-0	3-1-1
O 31	-	-	Clemson	L	13-14	3-2-1
N 7	-	20	Auburn	L	12-13	3-3-1
N 14	-	4	Alabama	L	16-20	3-4-1
N 21	-	-	Florida	W	38-14	4-4-1
N 28	-	-	at Georgia	L	6-16	4-5-1
D 26	-	-	California	W	13-7	5-5-1

- first night game in Georgia Tech history

1937 (H: 4-2-1, A: 2-1) **6-3-1, 3-2-1** (SEC)

Captain: Fletcher Sims

DATE	GT	OPP	OPPONENT	W/L	SCORE	REC
S 24	-	-	Presbyterian	W	59-0	1-0
O 2	-	-	Mercer	W	28-0	2-0
O 9	-	-	at Kentucky	W	32-0	3-0
O 16	-	10	Duke	L	19-20	3-1
O 23	-	20	Auburn	L	0-21	3-2
O 30	-	-	Vanderbilt	W	14-0	4-2
N 6	-	-	Clemson	W	7-0	5-2
N 13	-	3	at Alabama	L	0-7	5-3
N 20	-	-	at Florida	W	12-0	6-3
N 27	-	-	Georgia	T	6-6	6-3-1

*Ranking in first poll released Oct. 18

1938 (H: 3-1-2, A: 0-3-1) **3-4-3, 2-1-3** (SEC)

Captain: Jack Chivington

DATE	GT	OPP	OPPONENT	W/L	SCORE	REC
O 1	-	-	Mercer	W	19-0	1-0
O 8	-	5	Notre Dame	L	6-14	1-1
O 15	-	9	at Duke	L	0-6	1-2
O 22	-	-	Auburn	W	7-6	2-2
O 29	-	-	at Vanderbilt	L	7-13	2-3
N 5	-	-	Kentucky	W	19-18	3-3
N 12	-	16	Alabama	T	14-14	3-3-1
N 19	-	-	Florida	T	0-0	3-3-2
N 26	-	-	at Georgia	T	0-0	3-3-3
D 26	-	-	at California	L	0-13	3-4-3

*Ranking in first poll released Oct. 17

1939 (H: 5-1, A: 2-1, N: 1-0) **8-2, 6-0** (SEC)

SEC CO-CHAMPIONS
 Captain: R.W. Murphy

DATE	GT	OPP	OPPONENT	W/L	SCORE	REC
O 7	-	2	at Notre Dame	L	14-17	0-1
O 14	-	-	Samford	W	35-0	1-1
O 21	-	-	Vanderbilt	W	14-6	2-1
O 28	-	-	Auburn	W	7-6	3-1
N 4	-	12	Duke	L	6-7	3-2
N 11	-	18	Kentucky	W	13-6	4-2
N 18	-	-	at Alabama	W	6-0	5-2
N 25	19	-	at Florida	W	21-7	6-2
D 2	-	-	Georgia	W	13-0	7-2

ORANGE BOWL (Miami, Fla.)
 J 1 16 6 vs. Missouri W 21-7 8-2

*Ranking in first poll released Oct. 16

1940 (H: 3-3, A: 0-4) **3-7, 1-5** (SEC)

Captain: N.M. Cavette

DATE	GT	OPP	OPPONENT	W/L	SCORE	REC
O 5	-	-	Samford	W	27-0	1-0
O 12	-	6	at Notre Dame	L	20-26	1-1
O 19	-	-	at Vanderbilt	W	19-0	2-1
O 26	-	-	at Auburn	L	7-16	2-2
N 2	-	18	at Duke	L	7-41	2-3
N 9	-	-	at Kentucky	L	7-26	2-4
N 16	-	14	at Alabama	L	13-14	2-5
N 23	-	-	at Florida	L	7-16	2-6
N 30	-	-	at Georgia	L	19-21	2-7
D 28	-	-	California	W	13-0	3-7

*Ranking in first poll released Oct. 15

1941 (H: 3-3, A: 0-3) **3-6, 2-4** (SEC)

Captain: C.R. Sanders

DATE	GT	OPP	OPPONENT	W/L	SCORE	REC
O 4	-	-	Chattanooga	W	20-0	1-0
O 11	-	8	Notre Dame	L	0-20	1-1
O 18	-	18	at Vanderbilt	L	7-14	1-2
O 25	-	-	Auburn	W	28-14	2-2
N 1	-	4	Duke	L	0-14	2-3
N 8	-	-	Kentucky	W	20-13	3-3
N 15	-	9	at Alabama	L	0-20	3-4
N 22	-	-	at Florida	L	7-14	3-5
N 29	-	20	Georgia	L	0-21	3-6

*Ranking in first poll released Oct. 13

1942 (H: 6-0, A: 3-1, N: 0-1) **9-2, 4-1** (SEC)

Captain: Jack Marshall

DATE	GT	OPP	OPPONENT	W/L	SCORE	REC
S 26	*6	4	Auburn	W	15-0	1-0
O 3	*6	-	at Notre Dame	W	13-6	2-0
O 10	*6	-	Chattanooga	W	30-6	3-0
O 17	6	-	Davidson	W	33-0	4-0
O 24	6	-	at Navy	W	21-0	5-0
O 31	5	-	at Duke	W	26-7	6-0
N 7	3	-	Kentucky	W	47-7	7-0
N 14	2	5	Alabama	W	7-0	8-0
N 21	2	-	Florida	W	20-7	9-0
N 28	2	5	at Georgia	L	0-34	9-1

COTTON BOWL (Dallas, Texas)
J 1 5 11 vs. Texas L 7-14 9-2
FINAL RANKING: 5 (AP)
*Ranking in first poll released Oct. 12

1943 (H: 6-1, A: 1-2, N: 1-0) **8-3, 3-0** (SEC)

SUGAR BOWL CHAMPIONS, SEC CHAMPIONS
Captains: George Manning, John Steber

DATE	GT	OPP	OPPONENT	W/L	SCORE	REC
S 25	-	-	North Carolina	W	20-7	1-0
O 2	-	*1	at Notre Dame	L	13-55	1-1
O 9	-	-	Georgia Navy PF	W	35-7	2-1
O 16	-	-	Ft. Benning	W	27-0	3-1
O 23	-	3	at Navy	L	14-28	3-2
O 30	-	8	Duke	L	7-14	3-3
N 6	-	20	LSU	W	42-7	4-3
N 13	19	-	at Tulane	W	33-0	5-3
N 20	15	-	Clemson	W	41-6	6-3
N 27	14	-	Georgia	W	48-0	7-3


SUGAR BOWL (New Orleans, La.)
J 1 13 15 vs. Tulsa W 20-18 8-3
FINAL RANKING: 13 (AP)
*Ranking in first poll released Oct. 4

1944 (H: 7-1, A: 1-1, N: 0-1) **8-3, 4-0** (SEC)

ORANGE BOWL, SEC CHAMPIONS
Captain: Phillip Tinsley

DATE	GT	OPP	OPPONENT	W/L	SCORE	REC
S 30	*10	-	Clemson	W	51-0	1-0
O 7	*10	-	North Carolina	W	28-0	2-0
O 14	10	-	Auburn	W	27-0	3-0
O 21	8	9	Navy	W	17-15	4-0
O 27	5	-	Georgia Navy PF	W	13-7	5-0
N 4	5	-	at Duke	L	13-19	5-1
N 11	13	-	Tulane	W	34-7	6-1
N 18	9	-	at LSU	W	14-6	7-1
N 25	10	18	Notre Dame	L	0-21	7-2
D 2	-	-	Georgia	W	44-0	8-2

ORANGE BOWL (Miami, Fla.)
J 1 13 - vs. Tulsa L 12-26 8-3
FINAL RANKING: 13 (AP)
*Ranking in first poll released Oct. 9



BOBBY DODD
Head Coach (1945-66)
22 seasons
Record: 165-64-8 (.713)

1945 (H: 2-5, A: 2-1) **4-6, 2-2** (SEC)

Captain: Paul Duke

DATE	GT	OPP	OPPONENT	W/L	SCORE	REC
S 29	-	-	at North Carolina	W	20-14	1-0
O 6	-	*3	Notre Dame	L	7-40	1-1
O 13	-	-	Samford	W	43-0	2-1
O 20	-	2	at Navy ¹	L	6-20	2-2
O 27	-	-	Auburn	W	20-7	3-2
N 3	-	18	Duke	L	6-14	3-3
N 10	-	-	at Tulane	W	41-7	4-3
N 17	-	-	LSU	L	7-9	4-4
N 24	-	-	Clemson	L	7-21	4-5
D 1	-	-	Georgia	L	0-33	4-6

¹ - Played in Baltimore, Md.
*Ranking in first poll released Oct. 8

1946 (H: 6-0, A: 2-2, N: 1-0) **9-2, 4-2** (SEC)

OIL BOWL CHAMPIONS
Captain: R.T. Davis

DATE	GT	OPP	OPPONENT	W/L	SCORE	REC
S 28	-	*8	at Tennessee	L	9-13	0-1
O 5	-	-	VMI	W	32-6	1-1
O 12	-	-	Ole Miss	W	24-7	2-1
O 19	-	12	at LSU	W	26-7	3-1
O 26	15	-	Auburn	W	27-6	4-1
N 2	16	19	at Duke	W	14-0	5-1
N 9	8	-	Navy	W	28-20	6-1
N 16	7	-	Tulane	W	35-7	7-1
N 23	6	-	Furman	W	41-7	8-1
N 30	7	3	at Georgia	L	7-35	8-2

OIL BOWL (Houston, Texas)
J 1 11 - vs. St Mary's W 41-19 9-2
FINAL RANKING: 11 (AP)
*Ranking in first poll released Oct. 7

1947 (H: 7-0, A: 2-1, N: 1-0) **10-1, 4-1** (SEC)

ORANGE BOWL CHAMPIONS
Captains: Bill Healy, Rollo Phillips

DATE	GT	OPP	OPPONENT	W/L	SCORE	REC
S 27	*4	-	Tennessee	W	27-0	1-0
O 4	*4	-	at Tulane	W	20-6	2-0
O 11	4	-	VMI	W	20-0	3-0
O 18	5	-	Auburn	W	27-7	4-0
O 25	7	-	The Citadel	W	38-0	5-0
N 1	6	9	Duke	W	7-0	6-0
N 8	6	-	at Navy ¹	W	16-14	7-0
N 15	6	14	at Alabama ²	L	7-14	7-1
N 22	10	-	Furman	W	51-0	8-1
N 29	9	-	Georgia	W	7-0	9-1

ORANGE BOWL (Miami, Fla.)
J 1 10 12 vs. Kansas W 20-14 10-1
FINAL RANKING: 10 (AP)
¹ - Played in Baltimore, Md.
² - Played in Birmingham, Ala.
*Ranking in first poll released Oct. 6

1948 (H: 5-2, A: 2-1) **7-3, 4-3** (SEC)

Captains: George Brodnax, Jim Castleberry

DATE	GT	OPP	OPPONENT	W/L	SCORE	REC
S 25	*6	-	at Vanderbilt	W	13-0	1-0
O 2	*6	-	Tulane (f)	W	13-7	2-0
O 9	6	-	Washington & Lee	W	27-0	3-0
O 16	7	-	Auburn	W	27-0	4-0
O 23	6	-	Florida	W	42-7	5-0
O 30	6	-	at Duke	W	19-7	6-0
N 6	6	-	Tennessee	L	6-13	6-1
N 13	11	-	Alabama	L	12-14	6-2
N 20	20	-	The Citadel	W	54-0	7-2
N 27	-	12	at Georgia	L	13-21	7-3

^t - Georgia Tech's first televised game (WSB-TV)
*Ranking in first poll released Oct. 4

1949 (H: 6-1, A: 1-2) **7-3, 5-2** (SEC)

Captain: Tom Coleman

DATE	GT	OPP	OPPONENT	W/L	SCORE	ATT	REC
S 24	-	-	Vanderbilt	W	12-7	39,000	1-0
O 1	-	*4	at Tulane	L	0-18	55,000	1-1
O 8	-	-	Washington & Lee	W	36-0	25,000	2-1
O 15	-	-	Auburn	W	35-21	33,000	3-1
O 22	-	-	at Florida	W	43-14	27,000	4-1
O 29	-	-	Duke (HC)	L	14-27	38,000	4-2
N 5	-	14	Tennessee	W	30-13	N/A	5-2
N 12	-	-	at Alabama ¹	L	7-20	43,000	5-3
N 19	-	-	South Carolina	W	13-3	20,000	6-3
N 26	-	-	Georgia	W	7-6	40,000	7-3

¹ - Played in Birmingham, Ala.
*Ranking in first poll released Oct. 3

1950 (H: 3-4, A: 2-2) **5-6, 4-2** (SEC)

Captain: Bob Bossons

DATE	GT	OPP	OPPONENT	W/L	SCORE	ATT	REC
S 23	-	*10	at SMU	L	13-33	N/A	0-1
S 30	-	-	South Carolina	L	0-7	25,000	0-2
O 7	-	-	Florida	W	16-13	25,000	1-2
O 14	-	-	at LSU	W	13-0	42,000	2-2
O 21	-	-	Auburn	W	20-0	30,000	3-2
O 28	-	4	Kentucky (HC)	L	14-28	35,000	3-3
N 4	-	-	at Duke	L	21-30	30,000	3-4
N 11	-	-	VMI	L	13-14	22,000	3-5
N 18	-	-	Alabama	L	19-54	38,000	3-6
N 25	-	-	Davidson	W	46-14	20,000	4-6
D 2	-	-	at Georgia	W	7-0	50,000	5-6

*Preseason poll

1951 (H: 6-0-1, A: 4-0, N: 1-0) **11-0-1, 7-0** (SEC)

ORANGE BOWL CHAMPIONS, SEC CHAMPIONS
Captain: Lamar Wheat

DATE	GT	OPP	OPPONENT	W/L	SCORE	ATT	REC
S 22	-	-	SMU	W	21-7	33,000	1-0-0
S 29	-	-	at Florida	W	27-0	39,000	2-0-0
O 6	11	17	at Kentucky	W	13-7	35,000	3-0-0
O 13	8	-	LSU	W	25-7	30,000	4-0-0
O 20	5	-	Auburn	W	27-7	31,000	5-0-0
O 27	3	-	at Vanderbilt	W	8-7	26,000	6-0-0
N 3	5	-	Duke (HC)	T	14-14	36,000	6-0-1
N 10	8	-	VMI	W	34-7	21,000	7-0-1
N 17	7	-	at Alabama	W	27-7	35,000	8-0-1
N 24	7	-	Davidson	W	34-7	18,000	9-0-1
D 1	6	-	Georgia	W	48-6	40,000	10-0-1

ORANGE BOWL (Miami, Fla.)
J 1 5 9 vs. Baylor W 17-14 65,837 11-0-1
FINAL RANKING: 5 (AP)

1952 (H: 8-0, A: 3-0, N: 1-0) **12-0, 6-0** (SEC)

CO-NATIONAL CHAMPIONS
SUGAR BOWL CHAMPIONS, SEC CHAMPIONS
Captains: George Morris, Hal Miller

DATE	GT	OPP	OPPONENT	W/L	SCORE	ATT	REC
S 20	*3	-	The Citadel	W	54-6	22,000	1-0
S 27	*3	-	Florida	W	17-14	30,939	2-0
O 4	6	-	at SMU	W	20-7	41,000	3-0
O 11	5	-	Tulane	W	14-0	27,913	4-0
O 18	4	-	Auburn	W	33-0	34,689	5-0
O 25	5	-	Vanderbilt (HC)	W	30-0	35,373	6-0
N 1	4	6	at Duke	W	28-7	40,000	7-0
N 8	3	-	Army	W	45-6	40,000	8-0
N 15	2	12	Alabama	W	7-3	38,063	9-0
N 22	2	-	Florida State	W	30-0	25,000	10-0
N 29	3	-	at Georgia	W	23-9	50,000	11-0

SUGAR BOWL (New Orleans, La.)
J 1 2 7 vs. Ole Miss W 24-7 80,187 12-0
FINAL RANKING: 1 (INS), 2 (AP), 2 (UPI)
*Preseason poll

1953 (H: 6-0, A: 2-2-1, N: 1-0) **9-2-1, 4-1-1** (SEC)

SUGAR BOWL CHAMPIONS
Captains: Sam Hensley, Ed Gossage, Orville Vereen

DATE	GT	OPP	OPPONENT	W/L	SCORE	ATT	REC
S 19	*3	-	Davidson	W	53-0	22,000	1-0-0
S 26	*3	15	at Florida	T	0-0	41,000	1-0-1
O 3	9	-	SMU	W	6-4	37,000	2-0-1
O 10	10	-	at Tulane	W	27-13	30,000	3-0-1
O 17	6	19	Auburn	W	36-6	39,500	4-0-1
O 24	4	1	at Notre Dame	L	14-27	58,254	4-1-1
O 31	8	-	at Vanderbilt	W	43-0	24,000	5-1-1
N 7	6	-	Clemson (HC)	W	20-7	35,000	6-1-1
N 14	5	-	at Alabama ¹	L	6-13	42,500	6-2-1
N 21	12	15	Duke	W	13-10	40,000	7-2-1
N 28	10	-	Georgia	W	28-12	41,000	8-2-1

S

YEAR-BY-YEAR RESULTS

1954 (H: 5-2, A: 2-1, N: 1-0) **8-3, 6-2** (SEC)

COTTON BOWL CHAMPIONS

Captain: Larry Morris

DATE	GT	OPP	OPPONENT	W/L	SCORE	ATT	REC
S 18	7	-	Tulane	W	28-0	28,000	1-0
S 25	5	-	Florida	L	12-13	30,000	1-1
O 2	-	-	at SMU	W	10-17	34,000	2-1
O 9	-	-	LSU	W	30-20	28,000	3-1
O 16	19	-	Auburn	W	14-7	40,000	4-1
O 23	15	-	Kentucky (HC)	L	6-13	34,000	4-2
O 30	-	16	at Duke	L	20-21	33,000	4-3
N 6	-	-	Tennessee	W	28-7	40,000	5-3
N 13	-	-	Alabama	W	20-0	40,000	6-3
N 27	-	-	at Georgia	W	7-3	50,000	7-3

COTTON BOWL (Dallas, Texas)

J 1	-	10	vs. Arkansas	W	14-6	75,500	8-3
-----	---	----	--------------	---	------	--------	-----

FINAL RANKING: 13 (UPI)

*Preseason poll

1955 (H: 5-1, A: 3-0-1, N: 1-0) **9-1-1, 4-1-1** (SEC)

SUGAR BOWL CHAMPIONS

Captain: Jimmy Morris

DATE	GT	OPP	OPPONENT	W/L	SCORE	ATT	REC
S 17	10	-	Miami	W	14-6	39,500	1-0-0
S 24	2	19	at Florida	W	14-7	40,000	2-0-0
O 1	3	-	SMU	W	20-7	34,000	3-0-0
O 8	4	-	at LSU	W	7-0	60,000	4-0-0
O 15	5	17	Auburn	L	12-14	40,000	4-1-0
O 22	13	-	Florida State	W	34-0	30,000	5-1-0
O 29	12	17	Duke (HC)	W	27-0	40,000	6-1-0
N 5	8	-	at Tennessee	T	7-7	50,000	6-1-1
N 12	11	-	at Alabama ¹	W	26-2	38,000	7-1-1
N 26	9	-	Georgia	W	21-3	40,000	8-1-1

SUGAR BOWL (New Orleans, La.)

J 2	7	11	vs. Pittsburgh	W	7-0	80,174	9-1-1
-----	---	----	----------------	---	-----	--------	-------

FINAL RANKING: 7 (AP), 7 (UPI)

¹ - Played in Birmingham, Ala.

*Preseason poll

1956 (H: 4-1, A: 5-0, N: 1-0) **10-1, 7-1** (SEC)

GATOR BOWL CHAMPIONS

Captains: Wade Mitchell, George Volkert

DATE	GT	OPP	OPPONENT	W/L	SCORE	ATT	REC
S 22	4	-	at Kentucky	W	14-6	30,000	1-0
S 29	2	5	at SMU	W	9-7	46,000	2-0
O 13	3	-	LSU	W	39-7	39,500	3-0
O 20	3	-	Auburn	W	28-7	40,000	4-0
O 27	3	15	Tulane (HC)	W	40-0	40,000	5-0
N 3	2	-	at Duke	W	7-0	38,000	6-0
N 10	2	3	at Tennessee	L	0-6	40,000	6-1
N 17	4	-	Alabama	W	27-0	38,500	7-1
N 24	5	13	at Florida	W	28-0	37,000	8-1
D 1	4	-	at Georgia	W	35-0	50,000	9-1

GATOR BOWL (Jacksonville, Fla.)

D 29	4	13	vs. Pittsburgh	W	21-14	37,683	10-1
------	---	----	----------------	---	-------	--------	------

FINAL RANKING: 4 (AP), 4 (UPI)

*Preseason poll

1957 (H: 2-2-2, A: 2-2) **4-4-2, 3-4-1** (SEC)

Captain: Don Stephenson

DATE	GT	OPP	OPPONENT	W/L	SCORE	ATT	REC
S 21	11	20	Kentucky*	W	13-0	40,000	1-0-0
S 28	3	15	SMU	T	0-0	39,000	1-0-1
O 12	17	-	at LSU*	L	13-20	62,500	1-1-1
O 19	-	9	Auburn*	L	0-3	40,000	1-2-1
O 26	-	-	at Tulane*	W	20-13	25,000	2-2-1
N 2	-	7	Duke (HC)	W	13-0	40,000	3-2-1
N 9	18	9	at Tennessee*	L	6-21	45,500	3-3-1
N 16	-	-	at Alabama ¹ *	W	10-7	30,000	4-3-1
N 23	-	-	Florida*	T	0-0	40,000	4-3-2
N 30	-	-	Georgia*	L	0-7	40,000	4-4-2

¹ - Played in Birmingham, Ala.

*Preseason poll

1958 (H: 4-1-1, A: 1-3) **5-4-1, 2-3-1** (SEC)

Captain: Foster Watkins

DATE	GT	OPP	OPPONENT	W/L	SCORE	ATT	REC
S 20	-	-	at Kentucky*	L	0-13	30,000	0-1-0
S 26	-	-	Florida State RR	W	17-3	40,391	1-1-0
O 4	-	-	Tulane*	W	14-0	38,000	2-1-0
O 11	-	-	Tennessee*	W	21-7	44,726	3-1-0
O 18	-	2	Auburn*	T	7-7	44,726	3-1-1
O 25	17	-	at SMU	L	0-20	27,000	3-2-1
N 1	-	-	at Duke	W	10-8	30,000	4-2-1
N 8	-	17	Clemson	W	13-0	44,726	5-2-1
N 15	20	-	Alabama* (HC)	L	8-17	44,726	5-3-1
N 29	-	-	at Georgia*	L	3-16	50,000	5-4-1

1959 (H: 2-3, A: 4-1, N: 0-1) **6-5, 3-3** (SEC)

GATOR BOWL

Captain: Maxie Baughan

DATE	GT	OPP	OPPONENT	W/L	SCORE	ATT	REC
S 19	-	-	at Kentucky*	W	14-12	35,000	1-0
S 26	16	6	SMU	W	16-12	43,000	2-0
O 3	7	6	Clemson	W	16-6	44,174	3-0
O 10	3	8	at Tennessee*	W	14-7	45,021	4-0
O 17	4	11	Auburn*	L	6-7	44,174	4-1
O 24	9	-	at Duke*	W	21-13	30,000	5-1
O 31	9	-	Tulane (HC)	L	7-10	44,174	5-2
N 7	19	-	at Notre Dame	W	14-10	58,575	6-2
N 14	15	-	at Alabama ¹ *	L	7-9	43,500	6-3
N 28	-	6	Georgia*	L	14-21	44,174	6-4

GATOR BOWL (Jacksonville, Fla.)

J 2	-	9	vs. Arkansas	L	7-14	45,104	6-5
-----	---	---	--------------	---	------	--------	-----

¹ - Played in Birmingham, Ala.

1960 (H: 4-1, A: 1-4) **5-5, 4-4** (SEC)

Captain: Gerald Burch

DATE	GT	OPP	OPPONENT	W/L	SCORE	ATT	REC
S 17	-	-	Kentucky*	W	23-13	40,594	1-0
S 24	13	-	at Rice	W	16-13	35,000	2-0
O 1	10	-	at Florida*	L	17-18	39,000	2-1
O 8	-	-	LSU*	W	6-2	44,176	3-1
O 15	19	-	at Auburn ¹ *	L	7-9	44,000	3-2
O 22	-	-	Tulane* (HC)	W	14-6	43,608	4-2
O 29	-	15	at Duke	L	0-6	40,000	4-3
N 5	-	8	Tennessee*	W	14-7	45,072	5-3
N 12	-	-	Alabama*	L	15-16	44,006	5-4
N 26	-	-	at Georgia*	L	6-7	55,000	5-5

¹ - Played in Birmingham, Ala.

1961 (H: 5-0, A: 2-3, N: 0-1) **7-4, 4-3** (SEC)

GATOR BOWL

Captains: Chick Graning, Willie McGaughey, Billy Williamson

DATE	GT	OPP	OPPONENT	W/L	SCORE	ATT	REC
S 22	-	9	at USC	W	27-7	39,590	1-0
S 30	-	-	Rice	W	24-0	43,501	2-0
O 7	3	-	at LSU*	L	0-10	66,000	2-1
O 14	-	-	Duke	W	21-0	44,015	3-1
O 21	8	-	Auburn*	W	7-6	45,376	4-1
O 28	9	-	at Tulane*	W	35-0	18,000	5-1
N 4	7	-	Florida* (HC)	W	20-0	44,940	6-1
N 11	9	-	at Tennessee*	L	6-10	46,000	6-2
N 18	-	2	at Alabama ¹ *	L	0-10	53,000	6-3
D 2	-	-	Georgia*	W	22-7	47,098	7-3

GATOR BOWL (Jacksonville, Fla.)

D 30	13	17	vs. Penn State	L	15-30	50,202	7-4
------	----	----	----------------	---	-------	--------	-----

FINAL RANKING: 13 (AP), 13 (UPI)

¹ - Played in Birmingham, Ala.

1962 (H: 4-1-1, A: 3-1, N: 0-1) **7-3-1, 5-2** (SEC)

BLUEBONNET BOWL

Captain: Tom Winingder

DATE	GT	OPP	OPPONENT	W/L	SCORE	ATT	REC
S 22	-	-	Clemson	W	26-9	51,140	1-0-0
S 29	8	-	at Florida*	W	17-0	44,500	2-0-0
O 6	5	-	LSU*	L	7-10	49,744	2-1-0
O 13	11	-	Tennessee*	W	17-0	52,223	3-1-0
O 20	-	-	at Auburn ¹ *	L	14-17	56,319	3-2-0
O 27	-	-	Tulane* (HC)	W	42-12	46,370	4-2-0
N 3	-	-	at Duke	W	20-9	44,000	5-2-0
N 10	-	-	Florida State	T	14-14	43,802	5-2-1
N 17	-	1	Alabama*	W	7-6	52,971	6-2-1
D 1	-	-	at Georgia*	W	37-6	55,000	7-2-1

BLUEBONNET BOWL (Houston, Texas)

D 22	-	-	vs. Missouri	L	10-14	55,000	7-3-1
------	---	---	--------------	---	-------	--------	-------

FINAL RANKING: 11 (UPI)

¹ - Played in Birmingham, Ala.

1963 (H: 5-1, A: 2-2) **7-3, 4-3** (SEC)

Captain: Billy Lottridge

DATE	GT	OPP	OPPONENT	W/L	SCORE	ATT	REC
S 14	-	-	Florida*	W	9-0	43,000	1-0
S 28	9	-	Clemson	W	27-0	33,916	2-0
O 5	7	-	at LSU*	L	6-7	68,000	2-1
O 12	-	-	at Tennessee*	W	23-7	51,527	3-1
O 19	8	-	Auburn*	L	21-29	53,091	3-2
O 26	-	-	at Tulane*	W	17-3	15,000	4-2
N 2	-	-	Duke (HC)	W	30-6	52,266	5-2
N 9	-	-	Florida State	W	15-7	49,804	6-2
N 16	-	7	at Alabama ¹ *	L	11-27	54,000	6-3
N 30	-	-	Georgia*	W	14-3	53,052	7-3

¹ - Played in Birmingham, Ala.

INDEPENDENT 1964-78

1964 (H: 4-2, A: 2-1, N: 1-0) **7-3**

Captains: Bill Curry, Johnny Gresham

DATE	GT	OPP	OPPONENT	W/L	SCORE	ATT	REC
S 19	-	-	Vanderbilt*	W	14-2	44,288	1-0
S 26	-	-	Miami	W	20-0	44,115	2-0
O 3	-	-	Clemson	W	14-7	46,571	3-0
O 9	-	-	vs. Navy ¹	W	17-0	40,000	4-0
O 17	-	-	at Auburn ² *	W	7-3	57,000	5-0
O 24	-	-	Tulane* (HC)	W	7-6	45,129	6-0
O 31	8	-	at Duke	W	21-8	45,000	7-0
N 7	7	-	Tennessee*	L	14-22	50,763	7-1
N 14	10	2	Alabama*	L	7-24	53,505	7-2
N 28	-	-	at Georgia*	L	0-7	52,000	7-3

¹ - Played in Baltimore, Md.

² - Played in Birmingham, Ala.

1965 (H: 5-2, A: 1-1-1, N: 1-0) **7-3-1**

1966 (H: 7-0, A: 2-1, N: 0-1) 9-2

ORANGE BOWL

Captains: Jim Breland, Bill Mooror, Billy Schroer, Sammy Burke

Table with columns: DATE, GT, OPP, OPPONENT, W/L, SCORE, ATT, REC. Rows include matches against Texas A&M, Vanderbilt, Clemson, Tennessee, Auburn, Tulane, Duke, Virginia, Penn State, and Georgia.

ORANGE BOWL (Miami, Fla.)

Final game: J 2 8 - vs. Florida L 12-27 72,426 9-2

FINAL RANKING: 8 (AP), 8 (UPI)

1 - Played in Birmingham, Ala.



BUD CARSON

Head Coach (1967-71)

5 seasons

Record: 27-27-0 (.500)

1967 (H: 3-3, A: 1-3) 4-6

Captains: Kim King, David Barber, Randall Edmunds

Table with columns: DATE, GT, OPP, OPPONENT, W/L, SCORE, ATT, REC. Rows include matches against Vanderbilt, TCU, Clemson, Tennessee, Auburn, Tulane, Duke, Miami, Notre Dame, and Georgia.

1968 (H: 3-3, A: 1-3) 4-6

Captains: Bill Kinard, Joel Stevenson

Table with columns: DATE, GT, OPP, OPPONENT, W/L, SCORE, ATT, REC. Rows include matches against TCU, Miami, Clemson, Tennessee, Auburn, Tulane, Duke, Navy, Notre Dame, and Georgia.

1 - Played in Birmingham, Ala.

1969 (H: 4-3, A: 0-3) 4-6

Captains: Gene Spiotta, Renso Perdoni

Table with columns: DATE, GT, OPP, OPPONENT, W/L, SCORE, ATT, REC. Rows include matches against SMU, Baylor, Clemson, Tennessee, Auburn, USC, Duke, Tulane, Notre Dame, and Georgia.

1970 (H: 6-1, A: 2-2, N: 1-0) 9-3

SUN BOWL CHAMPIONS

Captains: Jack Williams, Renso Perdoni

Table with columns: DATE, GT, OPP, OPPONENT, W/L, SCORE, ATT, REC. Rows include matches against South Carolina, Florida State, Miami, Clemson, Tennessee, Auburn, Tulane, Duke, Navy, Notre Dame, and Georgia.

SUN BOWL (El Paso, Texas)

Final game: D 19 13 19 vs. Texas Tech W 17-9 30,512 9-3

FINAL RANKING: 13 (AP), 17 (UPI)

1971 (H: 5-3, A: 1-2, N: 0-1) 6-6


PEACH BOWL

Captains: Brent Cunningham, Jeff Ford

Table with columns: DATE, GT, OPP, OPPONENT, W/L, SCORE, ATT, REC. Rows include matches against South Carolina, Michigan State, Army, Clemson, Tennessee, Auburn, Tulane, Duke, Navy, Florida State, and Georgia.

PEACH BOWL (Atlanta, Ga.)

Final game: D 30 - 17 vs. Ole Miss L 18-41 36,771 6-6



BILL FULCHER

Head Coach (1972-73)

2 seasons

Record: 12-10-1 (.543)

1972 (H: 5-1-1, A: 1-3, N: 1-0) 7-4-1

LIBERTY BOWL CHAMPIONS

Captains: Brad Bourne, Rick Lantz

Table with columns: DATE, GT, OPP, OPPONENT, W/L, SCORE, ATT, REC. Rows include matches against Tennessee, South Carolina, Michigan State, Rice, Clemson, Auburn, Tulane, Duke, Boston College, Navy, and Georgia.

LIBERTY BOWL (Memphis, Tenn.)

Final game: D 18 - vs. Iowa State W 31-30 50,021 7-4-1

FINAL RANKING: 20 (AP)

1973 (H: 4-3, A: 0-3, N: 1-0) 5-6

Captains: Jim Owings, Steve Putnal

Table with columns: DATE, GT, OPP, OPPONENT, W/L, SCORE, ATT, REC. Rows include matches against South Carolina, USC, Clemson, Army, Tennessee, Auburn, Tulane, Duke, VMI, Navy, and Georgia.

1 - Played in Baltimore, Md.



PEPPER RODGERS

Head Coach (1974-79)

6 seasons

Record: 34-31-2 (.522)

1974 (H: 5-2, A: 1-3) 6-5

Captains: Billy Shields, Joe Harris, Randy Rhino

Table with columns: DATE, GT, OPP, OPPONENT, W/L, SCORE, ATT, REC. Rows include matches against Notre Dame, South Carolina, Pittsburgh, Clemson, Virginia, North Carolina, Auburn, Tulane, Duke, Navy, and Georgia.

1975 (H: 6-2, A: 1-2) 7-4

Captains: Mark Hunter, Rick Gibney, Steve Crawford

Table with columns: DATE, GT, OPP, OPPONENT, W/L, SCORE, ATT, REC. Rows include matches against South Carolina, Miami, Clemson, Florida State, VMI, Auburn, Tulane, Duke, Notre Dame, Navy, and Georgia.

1976 (H: 3-3-1, A: 1-3) 4-6-1

Captains: Lucius Sanford, Leo Tierney, Tony Daykin

Table with columns: DATE, GT, OPP, OPPONENT, W/L, SCORE, ATT, REC. Rows include matches against South Carolina, Pittsburgh, Clemson, Virginia, Tennessee, Auburn, Tulane, Duke, Notre Dame, Navy, and Georgia.

1977 (H: 4-2, A: 2-3) 6-5

Captains: Lucius Sanford, Randy Pass, Freeman Colbert, Lawton Hydrick

Table with columns: DATE, GT, OPP, OPPONENT, W/L, SCORE, ATT, REC. Rows include matches against South Carolina, Miami, Clemson, Air Force, Tennessee, Auburn, Tulane, Duke, Notre Dame, Navy, and Georgia.

ACC 1979-PRESENT

1978 (H: 5-2, A: 2-2, N: 0-1) **7-5**

PEACH BOWL

Captains: Eddie Lee Ivey, Donald Patterson, Jeff Shank, Mike Taylor


DATE	GT	OPP	OPPONENT	W/L	SCORE	ATT	REC
S 9	-	-	at Duke	L	10-28	27,865	0-1
S 16	-	-	at California	L	22-34	26,577	0-2
S 23	-	-	Tulane	W	27-17	25,805	1-2
S 30	-	-	The Citadel	W	28-0	21,802	2-2
O 7	-	-	at South Carolina	W	6-3	36,128	3-2
O 14	-	-	Miami	W	24-19	29,695	4-2
O 21	-	-	at Auburn	W	24-10	59,111	5-2
O 28	-	-	at Florida (HC)	W	17-13	44,866	6-2
N 11	-	-	at Air Force	W	42-21	19,564	7-2
N 18	20	10	Notre Dame	L	21-38	54,526	7-3
D 2	-	11	at Georgia	L	28-29	59,700	7-4

PEACH BOWL (Atlanta, Ga.)
D 25 - 7 vs. Purdue L 21-41 20,277 7-5

1979 (H: 4-2, A: 0-4-1) **4-6-1**

Captain: Tom Daniel

DATE	GT	OPP	OPPONENT	W/L	SCORE	ATT	REC
S 8	-	2	Alabama	L	6-30	57,621	0-1
S 22	-	-	at Florida	T	7-7	60,313	0-1-1
S 29	-	-	William & Mary	W	33-7	28,511	1-1-1
O 6	-	10	at Notre Dame	L	13-21	59,075	1-2-1
O 13	-	-	at Tennessee	L	0-31	85,524	1-3-1
O 20	-	14	Auburn	L	14-38	54,236	1-4-1
O 27	-	-	at Tulane	L	7-12	51,963	1-5-1
N 3	-	-	Duke	W	24-14	23,445	2-5-1
N 10	-	-	Air Force (HC)	W	21-0	30,113	3-5-1
N 17	-	-	Navy	W	24-14	24,318	4-5-1
N 24	-	-	at Georgia	L	3-16	48,781	4-6-1



BILL CURRY
Head Coach (1980-86)
7 seasons
Record: 31-43-4 (.423)

1980 (H: 1-4-1, A: 0-5) **1-9-1**

Captains: Ben Utt, Duane Wood, Ken Taylor, Darrell Thomas

DATE	GT	OPP	OPPONENT	W/L	SCORE	ATT	REC
S 6	-	2	at Alabama ¹	L	3-26	78,410	0-1
S 20	-	-	Florida	L	12-45	35,165	0-2
S 27	-	-	Memphis	W	17-8	28,062	1-2
O 4	-	10	at North Carolina	L	0-33	49,750	1-3
O 11	-	-	Tennessee	L	10-23	50,127	1-4
O 18	-	-	at Auburn	L	14-17	57,950	1-5
O 25	-	-	at Tulane (HC)	L	14-31	35,119	1-6
N 1	-	-	at Duke	L	12-17	18,200	1-7
N 8	-	1	Notre Dame	T	3-3	41,226	1-7-1
N 15	-	-	Navy	L	8-19	17,631	1-8-1
N 29	-	1	at Georgia	L	20-38	62,800	1-9-1

1 - Played in Birmingham, Ala.

1981 (H: 0-6, A: 1-4) **1-10**

Captains: David Lutz, Lance Skelton, Mark Bradley, Ken Carney

DATE	GT	OPP	OPPONENT	W/L	SCORE	ATT	REC
S 12	-	4	at Alabama ¹	W	24-21	78,865	1-0
S 19	-	-	at Florida	L	6-27	63,876	1-1
S 26	-	-	Memphis	L	15-28	32,463	1-2
O 3	-	6	North Carolina	L	7-28	39,263	1-3
O 10	-	-	at Tennessee	L	7-10	94,478	1-4
O 17	-	-	Auburn	L	7-31	50,263	1-5
O 24	-	-	at Tulane	L	10-27	37,431	1-6
O 31	-	-	Duke (HC)	L	24-38	30,232	1-7
N 7	-	-	at Notre Dame	L	3-35	59,075	1-8
N 14	-	-	Navy	L	14-20	20,129	1-9
N 28	-	3	Georgia	L	7-44	58,623	1-10

1 - Played in Birmingham, Ala.

1982 (H: 3-2, A: 3-3) **6-5**

Captains: David Lutz, Sammy Brown, Kevin Brownlee

DATE	GT	OPP	OPPONENT	W/L	SCORE	ATT	REC
S 11	-	4	Alabama	L	7-45	57,126	0-1
S 18	-	-	The Citadel	W	36-7	24,463	1-1
S 25	-	-	at Memphis	W	24-20	15,061	2-1
O 2	-	12	at North Carolina	L	0-41	49,500	2-2
O 9	-	-	at Tulane	W	19-13	34,321	3-2
O 16	-	-	at Auburn	L	0-24	57,000	3-3
O 23	-	-	Tennessee	W	31-21	43,182	4-3
O 30	-	-	Duke (HC)	L	21-38	36,562	4-4
N 6	-	-	Virginia	W	38-32	22,103	5-4
N 13	-	-	at Wake Forest	W	45-7	19,257	6-4
N 27	-	1	at Georgia	L	18-38	82,122	6-5

1983 (H: 2-4, A: 1-4) **3-8, 3-2** (3rd, ACC)

Captains: Rob Horton, Dean Waters, Ron Rice

DATE	GT	OPP	OPPONENT	W/L	SCORE	ATT	REC
S 10	-	14	at Alabama ¹	L	7-20	77,143	0-1
S 17	-	-	Furman	L	14-17	24,311	0-2
S 24	-	-	at Clemson*	L	14-41	73,000	0-3
O 1	-	5	North Carolina*	L	21-38	34,000	0-4
O 8	-	-	at NC State*	W	20-10	40,800	1-4
O 15	-	5	Auburn	L	13-31	55,112	1-5
O 22	-	-	at Tennessee	L	3-37	94,768	1-6
O 29	-	-	at Duke*	L	26-32	17,650	1-7
N 3	-	-	Virginia* THU	W	31-27	22,032	2-7
N 12	-	-	Wake Forest* (HC)	W	49-33	26,330	3-7
N 26	-	7	Georgia	L	24-27	59,113	3-8

1984 (H: 4-2, A: 2-2-1) **6-4-1, 2-2-1** (5th, ACC)

Captains: David Bell, Donnie Chisholm, Robert Lavette

DATE	GT	OPP	OPPONENT	W/L	SCORE	ATT	REC
S 15	-	19	Alabama	W	16-6	56,107	1-0
S 22	-	-	The Citadel	W	48-3	31,684	2-0
S 29	18	13	Clemson*	W	28-21	57,704	3-0
O 6	12	-	NC State*	L	22-27	32,627	3-1
O 13	20	-	at Virginia*	T	20-20	40,067	3-1-1
O 20	-	13	at Auburn	L	34-48	75,216	3-2-1
O 27	-	-	Tennessee	L	21-24	45,167	3-3-1
N 3	-	-	Duke* (HC)	W	31-3	36,393	4-3-1
N 10	-	-	at North Carolina*	L	17-24	47,000	4-4-1
N 17	-	-	at Wake Forest*	W	24-7	22,700	5-4-1
D 1	-	18	at Georgia	W	35-18	82,122	6-4-1

1985 (H: 5-2, A: 3-0-1, N: 1-0) **9-2-1, 5-1** (2nd, ACC)

ALL-AMERICAN BOWL CHAMPIONS
Captains: John Nemeyer, Ted Roof, Mike Snow


DATE	GT	OPP	OPPONENT	W/L	SCORE	ATT	REC
S 14	-	-	at NC State*	W	28-18	32,100	1-0
S 21	-	-	Virginia*	L	13-24	38,291	1-1
S 28	-	-	at Clemson*	W	14-3	78,000	2-1
O 5	-	-	North Carolina*	W	31-0	35,625	3-1
O 12	-	-	Western Carolina (HC)	W	24-17	36,111	4-1
O 19	-	8	Auburn	L	14-17	57,501	4-2
O 26	-	16	at Tennessee	T	6-6	94,575	4-2-1
N 2	-	-	at Duke*	W	9-0	14,400	5-2-1
N 9	-	-	Chattanooga	W	35-7	25,763	6-2-1
N 16	-	-	Wake Forest*	W	41-10	28,575	7-2-1
N 30	-	20	Georgia	W	20-16	59,602	8-2-1

ALL-AMERICAN BOWL (Birmingham, Ala.)
D 31 - vs. Michigan State W 17-14 45,000 9-2-1
FINAL RANKING: 19 (AP), 18 (UPI), 18 (USA), 17 (TSN)

1986 (H: 4-1-1, A: 1-4) **5-5-1, 3-3** (4th, ACC)

Captains: Cory Collier, Kyle Ambrose, Bart Jones

DATE	GT	OPP	OPPONENT	W/L	SCORE	ATT	REC
S 13	-	-	Furman	T	17-17	33,352	0-0-1
S 20	-	-	at Virginia*	W	28-14	34,800	1-0-1
S 27	-	-	Clemson*	L	3-27	46,062	1-1-1
O 4	-	-	at North Carolina*	L	20-21	50,000	1-2-1
O 11	-	17	NC State*	W	59-21	24,110	2-2-1
O 18	-	7	at Auburn	L	10-31	72,500	2-3-1
O 25	-	-	Tennessee	W	14-13	28,432	3-3-1
N 1	-	-	Duke* (HC)	W	34-6	37,102	4-3-1
N 8	-	-	VMI	W	52-6	23,542	5-3-1
N 22	-	-	at Wake Forest*	L	21-24	17,300	5-4-1
N 29	-	18	at Georgia	L	24-31	82,122	5-5-1



BOBBY ROSS
Head Coach (1987-91)
5 seasons
Record: 31-26-1 (.543)

1987 (H: 2-5, A: 0-4) **2-9, 0-6** (8th, ACC)

Captains: Ivery Lee, Malcolm King

DATE	GT	OPP	OPPONENT	W/L	SCORE	ATT	REC
S 12	-	-	The Citadel	W	51-12	31,211	1-0
S 19	-	-	North Carolina*	L	23-30	33,151	1-1
S 26	-	9	at Clemson*	L	12-33	80,000	1-2
O 3	-	-	at NC State*	L	0-17	36,300	1-3
O 10	-	-	Indiana State	W	38-0	30,039	2-3
O 17	-	5	Auburn	L	10-20	45,559	2-4
O 24	-	13	at Tennessee	L	15-29	93,011	2-5
O 31	-	-	at Duke*	L	14-48	30,800	2-6
N 7	-	-	Virginia* (HC)	L	14-23	38,111	2-7
N 21	-	-	Wake Forest*	L	6-33	21,114	2-8
N 28	-	14	Georgia	L	16-30	45,103	2-9

1988 (H: 3-3, A: 0-5) **3-8, 0-7** (8th, ACC)

Captains: Eric Bearden, Cedric Stallworth

DATE	GT	OPP	OPPONENT	W/L	SCORE	ATT	REC
S 10	-	-	Chattanooga	W	24-10	22,720	1-0
S 17	-	-	at Virginia*	L	16-17	24,800	1-1
S 24	-	12	Clemson*	L	13-30	45,106	1-2
O 1	-	-	NC State*	L	6-14	36,892	1-3
O 8	-	-	at Maryland*	L	8-13	36,969	1-4
O 15	-	8	South Carolina	W	34-0	45,103	2-4
O 22	-	-	at North Carolina*	L	17-20	42,000	2-5
O 29	-	-	Duke* (HC)	L	21-31	40,393	2-6
N 5	-	-	VMI	W	34-7	26,923	3-6
N 12	-	-	at Wake Forest*	L	24-28	21,500	3-7
N 26	-	20	at Georgia	L	3-24	82,011	3-8

1989 (H: 6-1, A: 1-3) **7-4, 4-3** (4th, ACC)

Captains: Jerry Mays, Eric Thomas

DATE	GT	OPP	OPPONENT	W/L	SCORE	ATT	REC
S 9	-	25	at NC State*	L	28-38	40,800	0-1
S 16	-	-	Virginia*	L	10-17	38,062	0-2
S 23	-	-	at South Carolina	L	10-21	70,018	0-3
O 7	-	-	Maryland*	W	28-24	32,062	1-3
O 14	-	14	at Clemson*	W	30-14	82,500	2-3
O 21	-	-	North Carolina* (HC)	W	17-14	41,114	3-3
O 28	-	-	at Duke*	L	19-30	38,621	3-4
N 4	-	-	Western Carolina	W	34-7	28,821	4-4
N 18	-	-	Wake Forest*	W	43-14	26,114	5-4
N 25	-	-	Boston College	W	13-12	28,221	6-4
D 2	-	-	Georgia	W	33-22	46,064	7-4

■ Beginning with 1990, rankings listed are AP / Coaches. The Coaches' Poll was released by UPI in 1990, then *USA TODAY* beginning in 1991.

1990 (H: 6-0, A: 4-0-1, N: 1-0) **11-0-1, 6-0** (1st, ACC)

NATIONAL CHAMPIONS (UPI), ACC CHAMPIONS
Captains: Darryl Jenkins, Jerimiah McClary

DATE	GT	OPP	OPPONENT	W/L	SCORE	ATT	REC
S 8	-	-	NC State*	W	21-13	40,021	1-0
S 22	-	-	Chattanooga	W	44-9	32,911	2-0
S 29	-						

1991 (H: 5-1, A: 2-3, N: 1-1) **8-5, 5-2** (t2nd, ACC)

ALOHA BOWL CHAMPIONS

Captains: Mike Mooney, Willie Clay, Steve Pharr

DATE	GT	OPP	OPPONENT	W/L	SCORE	ATT	REC
A 28	*8/6	7/8	vs. Penn State ¹ w/d	L	22-34	77,409	0-1
S 14	17/18	-	at Boston College	W	30-14	26,108	1-1
S 19	17/19	-	Virginia* THU	W	24-21	42,192	2-1
S 28	19/18	7/5	at Clemson*	L	7-9	83,500	2-2
O 5	21/23	19/18	at NC State*	L	21-28	44,105	2-3
O 12	-	-	Maryland*	W	34-10	42,011	3-3
O 19	-	-	at South Carolina	L	14-23	67,220	3-4
O 26	-	-	North Carolina* (HC)	W	35-14	45,542	4-4
N 2	-	-	at Duke*	W	17-6	38,732	5-4
N 9	-	-	Furman	W	19-17	40,039	6-4
N 16	-	-	Wake Forest*	W	27-3	38,124	7-4
N 30	-	25/-	Georgia	L	15-18	46,053	7-5

ALOHA BOWL (Honolulu, Hawaii)

D 25	-	17/17	vs. Stanford	W	18-17	34,433	8-5
------	---	-------	--------------	---	-------	--------	-----

1 - Kickoff Classic (East Rutherford, N.J.)
 *Preseason poll



BILL LEWIS

Head Coach (1992-94)
 3 seasons
 Record: 11-19 (.367)

1992 (H: 4-2, A: 1-4) **5-6, 4-4** (t4th, ACC)

Captains: Shawn Jones, Coleman Rudolph, Kevin Battle, Steve Pharr

DATE	GT	OPP	OPPONENT	W/L	SCORE	ATT	REC
S 12	24/24	-	Western Carolina	W	37-19	41,911	1-0
S 19	22/20	20/19	at Virginia*	L	24-55	42,100	1-1
S 26	-	16/14	Clemson*	W	20-16	46,033	2-1
O 3	23/23	21/18	NC State*	W	16-13	40,761	3-1
O 10	17/17	-	at Maryland*	W	28-26	26,250	4-1
O 17	16/17	6/6	Florida State*	L	24-29	46,226	4-2
O 24	19/19	-	at North Carolina*	L	14-26	52,800	4-3
O 31	-	-	Duke* (HC)	W	20-17	44,129	5-3
N 7	-	-	at Baylor	L	27-31	38,213	5-4
N 14	-	-	Wake Forest*	L	10-23	40,066	5-5
N 28	-	9/10	at Georgia	L	17-31	85,434	5-6

1993 (H: 3-3, A: 2-3) **5-6, 3-5** (6th, ACC)

Captains: Tom Johnson, Dorsey Levens

DATE	GT	OPP	OPPONENT	W/L	SCORE	ATT	REC
S 11	-	-	Furman	W	37-3	43,200	1-0
S 16	-	25/23	Virginia* THU	L	14-35	41,300	1-1
S 25	-	-	at Clemson*	L	13-16	75,000	1-2
O 2	-	1/1	at Florida State*	L	0-51	74,611	1-3
O 9	-	-	Maryland*	W	38-0	36,218	2-3
O 16	-	14/13	North Carolina*	L	3-41	39,216	2-4
O 23	-	-	at NC State*	L	23-28	40,123	2-5
O 30	-	-	at Duke*	W	47-14	30,470	3-5
N 6	-	-	Baylor (HC)	W	37-27	42,175	4-5
N 13	-	-	at Wake Forest*	W	38-28	21,113	5-5
N 25	-	-	Georgia (r)	L	10-43	46,018	5-6

1994 (H: 1-5, A: 0-5) **1-10, 0-8** (9th, ACC)

Captains: Jason Bender, Jamal Cox

DATE	GT	OPP	OPPONENT	W/L	SCORE	ATT	REC
S 1	-	*7/8	Arizona THU	L	14-19	45,112	0-1
S 10	-	-	Western Carolina	W	45-26	40,012	1-1
S 24	-	-	Duke*	L	12-27	40,107	1-2
O 1	-	22/20	at NC State*	L	13-21	43,216	1-3
O 8	-	14/14	at North Carolina*	L	24-31	52,200	1-4
O 15	-	-	Virginia*	L	7-24	38,365	1-5
O 22	-	-	at Maryland*	L	27-42	30,429	1-6
N 5	-	8/6	Florida State*	L	10-41	45,206	1-7
N 12	-	-	at Clemson*	L	10-20	71,000	1-8
N 19	-	-	Wake Forest* (HC)	L	13-20	35,706	1-9
N 25	-	-	at Georgia FR	L	10-48	84,113	1-10

*Was preseason No. 1 by Sports Illustrated

George O'Leary was named interim head coach on Nov. 7, 1994, with three games remaining in the season. He was named permanently on Nov. 28, 1994.



GEORGE O'LEARY

Head Coach (1995-2001)
 7 seasons
 Record: 52-30 (.634)

1995 (H: 4-2, A: 2-3) **6-5, 5-3** (4th, ACC)

Captains: Michael Cheever, Donnie Davis, Ryan Stewart

DATE	GT	OPP	OPPONENT	W/L	SCORE	ATT	REC
S 2	-	-	Furman	W	51-7	38,511	1-0
S 7	-	17/15	at Arizona THU	L	19-20	46,786	1-1
S 16	-	16/17	at Virginia*	L	14-41	36,500	1-2
S 28	-	16/17	Maryland* THU	W	31-3	44,137	2-2
O 7	-	-	at Duke*	W	37-21	20,110	3-2
O 14	-	-	North Carolina*	W	27-25	40,201	4-2
O 21	-	1/1	at Florida State*	L	10-42	76,400	4-3
O 28	-	-	Clemson* (HC)	L	3-24	45,245	4-4
N 4	-	-	at Wake Forest*	W	24-23	23,114	5-4
N 11	-	-	NC State*	W	27-19	33,121	6-4
N 23	-	-	Georgia (r)	L	17-18	46,205	6-5

1996 (H: 4-2, A: 1-4) **5-6, 4-4** (5th, ACC)

Captains: Curtis McGee, Nathan Perryman

DATE	GT	OPP	OPPONENT	W/L	SCORE	ATT	REC
S 7	-	-	at NC State*	W	28-16	41,500	1-0
S 14	-	-	Wake Forest*	W	30-10	45,750	2-0
S 21	-	11/13	at North Carolina*	L	0-16	50,000	2-1
S 26	-	-	Duke* THU	W	48-22	44,145	3-1
O 5	-	12/11	Virginia*	W	13-7	44,900	4-1
O 19	22/24	-	at Clemson*	L	25-28	70,000	4-2
O 26	-	-	UCF (HC)	W	27-20	43,610	5-2
N 2	-	3/2	Florida State*	L	3-49	46,311	5-3
N 14	-	-	at Maryland* THU	L	10-13	22,510	5-4
N 23	-	-	Navy	L	26-36	44,415	5-5
N 30	-	-	at Georgia	L	10-19	78,062	5-6

1997 (H: 3-2, A: 3-3, N: 1-0) **7-5, 5-3** (t3rd, ACC)

CARQUEST BOWL CHAMPIONS

Captains: Keith Brooking, Ken Celaj, Ron Rogers, Harvey Middleton

DATE	GT	OPP	OPPONENT	W/L	SCORE	ATT	REC
S 6	-	11/13	at Notre Dame	L	13-17	80,225	0-1
S 20	-	-	at Wake Forest*	W	28-26	22,832	1-1
S 27	-	17/21	Clemson*	W	23-20	45,275	2-1
O 4	-	-	at Boston College	W	42-14	38,462	3-1
O 11	25/-	-	NC State* (HC)	W	27-17	44,915	4-1
O 18	21/25	3/3	at Florida State*	L	0-38	78,157	4-2
O 30	-	5/5	North Carolina* THU	L	13-16	45,126	4-3
N 8	-	-	at Virginia*	L	31-35	41,000	4-4
N 15	-	-	at Duke*	W	41-38	22,638	5-4
N 22	-	-	Maryland*	W	37-18	35,267	6-4
N 29	-	14/14	Georgia	L	24-27	46,015	6-5

CARQUEST BOWL (Miami Gardens, Fla.)

D 29	-	-	vs. West Virginia	W	35-30	28,262	7-5
------	---	---	-------------------	---	-------	--------	-----

FINAL RANKING: 25 (AP)

1998 (H: 4-2, A: 5-0, N: 1-0) **10-2, 7-1** (t1st, ACC)

GATOR BOWL CHAMPIONS, ACC CO-CHAMPIONS

Captains: Jerry Caldwell, Charlie Rogers, Kofi Smith

DATE	GT	OPP	OPPONENT	W/L	SCORE	ATT	REC
S 5	-	-	Boston College	L	31-41	38,229	0-1
S 12	-	-	New Mexico State	W	42-7	36,382	1-1
S 26	-	-	at North Carolina*	W	43-21	59,500	2-1
O 3	-	-	Duke*	W	41-13	35,724	3-1
O 10	-	23/23	at NC State*	W	47-24	48,600	4-1
O 17	25/25	7/6	Virginia* (HC)	W	41-38	46,018	5-1
O 24	20/19	6/6	Florida State*	L	7-34	46,362	5-2
O 31	23/24	-	at Maryland*	W	31-14	25,183	6-2
N 12	22/23	-	at Clemson* THU	W	24-21	62,000	7-2
N 21	21/21	-	Wake Forest*	W	63-35	40,110	8-2
N 28	17/18	12/12	at Georgia	W	21-19	86,117	9-2

TOYOTA GATOR BOWL (Jacksonville, Fla.)

J 1	12/12	17/18	vs. Notre Dame	W	35-28	70,791	10-2
-----	-------	-------	----------------	---	-------	--------	------

FINAL RANKING: 9 (AP), 11 (USA)

1 - Played in Baltimore, Md.

1999 (H: 6-0, A: 2-3, N: 0-1) **8-4, 5-3** (t2nd, ACC)

GATOR BOWL

Captains: Joe Hamilton, Travares Tillman

DATE	GT	OPP	OPPONENT	W/L	SCORE	ATT	REC
S 4	10/11	-	Navy	W	49-14	30,311	1-0
S 11	10/10	1/1	at Florida State*	L	35-41	80,187	1-1
S 18	12/13	-	UCF	W	41-10	45,355	2-1
S 30	10/12	-	Maryland* THU	W	49-31	44,612	3-1
O 9	7/8	-	North Carolina* (HC)	W/T	31-24	46,110	4-1
O 16	8/9	-	at Duke*	W	38-31	16,648	5-1
O 30	7/7	-	NC State*	W	48-21	46,012	6-1
N 6	7/7	-	at Virginia*	L	38-45	44,500	6-2
N 13	13/14	-	Clemson*	W	45-42	46,085	7-2
N 20	14/12	-	at Wake Forest*	L	23-26	25,230	7-3
N 27	20/16	16/21	Georgia	W/T	51-48	46,450	8-3

TOYOTA GATOR BOWL (Jacksonville, Fla.)

J 1	17/15	23/23	vs. Miami	L	13-28	43,416	8-4
-----	-------	-------	-----------	---	-------	--------	-----

FINAL RANKING: 21 (AP), 20 (USA)

2000 (H: 5-1, A: 4-1, N: 0-1) **9-3, 6-2** (t2nd, ACC)

CHICK-FIL-A PEACH BOWL

Captains: Chris Brown, Felipe Claybrooks, Brent Key, Jon Muyor

DATE	GT	OPP	OPPONENT	W/L	SCORE	ATT	REC
A 27	-	11/10	at Virginia Tech ¹ - canceled (weather)				
S 2	-	-	UCF	W	21-17	40,993	1-0
S 9	-	2/2	Florida State*	L	21-26	46,381	1-1
S 16	-	-	Navy	W	40-13	46,032	2-1
S 21	-	-	at NC State* THU	Lot	23-30	49,857	2-2
S 30	-	-	at North Carolina*	W	42-28	52,000	3-2
O 14	-	-	Wake Forest* (HC)	W	52-20	43,829	4-2
O 21	-	-	Duke*	W	45-10	36,908	5-2
O 28	25/-	5/4	at Clemson*	W	31-28	84,000	6-2
N 9	24/-	-	Virginia* THU	W	35-0	41,885	7-2
N 18	20/22	-	at Maryland*	W	35-22	24,701	8-2
N 25	18/19	19/18	at Georgia	W	27-15	85,912	9-2

CHICK-FIL-A PEACH BOWL (Atlanta, Ga.)

D 29	15/17	-	vs. LSU	L	14-28	73,614	9-3
------	-------	---	---------	---	-------	--------	-----

FINAL RANKING: 17 (AP), 19 (USA)

1 - BCA Bowl in Blacksburg (Va.) game canceled because of weather

2001 (H: 3-3, A: 3-2, N: 2-0) **8-5, 4-4** (t4th, ACC)

SEATTLE BOWL CHAMPIONS

Captains: George Godsey, Sean Gregory, Ross Mitchell,

Nick Rogers, Chris Young

2011 (H: 5-2, A: 3-2, N: 0-1) **8-5, 5-3** (t2nd, Coastal)

SUN BOWL

Captains: Julian Burnett, Roddy Jones, Steven Sylvester

DATE	GT	OPP	OPPONENT	W/L	SCORE	ATT	REC
S 1	-	-	Western Carolina	W	63-21	42,132	1-0
S 10	-	-	at Middle Tennessee	W	49-21	30,502	2-0
S 17	-	-	Kansas	W	66-24	42,025	3-0
S 24	25/24	rv/25	North Carolina*	W	35-28	46,849	4-0
O 1	21/21	-	at NC State*	W	45-35	55,811	5-0
O 8	13/13	-	Maryland*	W	21-16	45,905	6-0
O 15	12/12	-	at Virginia*	L	21-24	47,692	6-1
O 22	20/19	-	at Miami*	L	7-24	43,716	6-2
O 29	-	6/6	Clemson* (HC)	W	31-17	55,646	7-2
N 10	20/19	10/9	Virginia Tech* THU	L	26-37	50,140	7-3
N 19	rv/23	-	at Duke*	W	38-31	18,747	8-3
N 26	25/21	13/14	Georgia	L	17-31	54,925	8-4

HYUNDAI SUN BOWL (El Paso, Texas)
D 31 - - vs. Utah L or T 27-30 48,123 8-5

2012 (H: 4-3, A: 2-3, N: 1-1) **7-7, 5-3** (t1st, Coastal)

ACC COASTAL CHAMPIONS, SUN BOWL CHAMPIONS

Captains: Izaan Cross, Omoregie Uzzi, Tevin Washington

DATE	GT	OPP	OPPONENT	W/L	SCORE	ATT	REC
S 3	rv/rv	16/20	at Virginia Tech* MON	L or T	17-20	65,632	0-1
S 8	rv/rv	-	Presbyterian	W	59-3	41,678	1-1
S 15	rv/rv	-/rv	Virginia*	W	56-20	44,225	2-1
S 22	-	-	Miami*	L or T	36-42	50,390	2-2
S 29	-	-	Middle Tennessee	L	28-49	39,270	2-3
O 6	-	15/15	at Clemson*	L	31-47	82,873	2-4
O 20	-	-	Boston College*	W	37-17	40,112	3-4
O 27	-	-	BYU (HC)	L	17-41	50,103	3-5
N 3	-	-	at Maryland*	W	33-13	33,471	4-5
N 10	-	-	at North Carolina*	W	68-50	50,000	5-5
N 17	-	-	Duke*	W	42-24	41,904	6-5
N 24	-	3/3	at Georgia	L	10-42	92,746	6-6

ACC CHAMPIONSHIP GAME (Charlotte, N.C.)

D 1 - 13/12 vs. Florida State L 15-21 64,778 6-7

HYUNDAI SUN BOWL (El Paso, Texas)

D 31 - rv/iv vs. USC W 21-7 47,922 7-7

2013 (H: 5-2, A: 2-3, N: 0-1) **7-6, 5-3** (t2nd, Coastal)

MUSIC CITY BOWL

Captains: Jeremiah Attaochu, David Sims, Jemea Thomas

DATE	GT	OPP	OPPONENT	W/L	SCORE	ATT	REC
A 31	rv/iv	-	Elon	W	70-0	45,759	1-0
S 14	rv/iv	-	at Duke*	W	38-14	21,267	2-0
S 21	rv/iv	-	North Carolina*	W	28-20	49,445	3-0
S 26	-	-	Virginia Tech* THU	L	10-17	50,214	3-1
O 5	-	14/14	at Miami*	L	30-45	47,008	3-2
O 12	-	-	at BYU	L	20-38	60,320	3-3
O 19	-	-	Syracuse*	W	56-0	45,704	4-3
O 26	-	-	at Virginia*	W	35-25	41,930	5-3
N 2	-	-	Pittsburgh* (HC)	W	21-10	52,312	6-3
N 14	-	8/4	at Clemson*	L	31-55	76,973	6-4
N 23	-	-	Alabama A&M	W	66-7	45,194	7-4
N 30	-	rv/iv	Georgia	L or T	34-41	54,914	7-5

MUSIC CITY BOWL (Nashville, Tenn.)

D 30 - - vs. Ole Miss L 17-25 52,125 7-6

2014 (H: 5-1, A: 5-1, N: 1-1) **11-3, 6-2** (1st, Coastal)

ACC COASTAL CHAMPIONS, ORANGE BOWL CHAMPIONS

Captains: Shaquille Mason, Quayshawn Nealy, Justin Thomas

DATE	GT	OPP	OPPONENT	W/L	SCORE	ATT	REC
A 30	-	-	Wofford	W	38-19	45,403	1-0
S 6	-	-	at Tulane	W	38-21	30,000	2-0
S 13	-	-	Georgia Southern	W	42-38	53,173	3-0
S 20	-	-	at Virginia Tech*	W	27-24	62,318	4-0
O 4	-	-	Miami*	W	28-17	52,221	5-0
O 11	22/23	-	Duke*	L	25-31	44,281	5-1
O 18	-	-	at North Carolina*	L	43-48	53,000	5-2
O 25	-	-	at Pittsburgh*	W	56-28	44,734	6-2
N 1	-	-	Virginia* (HC)	W	35-10	46,657	7-2
N 8	rv/iv	-	at NC State*	W	58-23	54,653	8-2
N 15	24/23	18/17	Clemson*	W	28-6	49,378	9-2
N 29	17/16	9/10	at Georgia	W or T	30-24	92,746	10-2

ACC CHAMPIONSHIP GAME (Charlotte, N.C.)

D 6 12/12 2/2 vs. Florida State L 35-37 64,808 10-3

CAPITAL ONE ORANGE BOWL (Miami Gardens, Fla.)

D 31 10/9 8/8 vs. Mississippi State W 49-34 58,211 11-3

FINAL RANKING: 8th (AP), 7th (Coaches)

2015 (H: 3-4, A: 0-5) **3-9, 1-7** (7th, Coastal)

Captains: Justin Thomas, D.J. White, Adam Gotsis

DATE	GT	OPP	OPPONENT	W/L	SCORE	ATT	REC
S 3	16/17	-	Alcorn State	W	69-6	49,196	1-0
S 12	15/16	-	Tulane	W	65-10	50,435	2-0
S 19	14/16	8/10	at Notre Dame	L	22-30	80,795	2-1
S 26	20/20	-	at Duke*	L	20-34	20,101	2-2
O 3	-/iv	-	North Carolina*	L	31-38	50,585	2-3
O 10	-	6/6	at Clemson*	L	24-43	80,983	2-4
O 17	-	-	Pittsburgh*	L	28-31	46,208	2-5
O 24	-	9/9	Florida State* (HC)	W	22-16	55,000	3-5
O 31	-	-	at Virginia*	L	21-27	32,308	3-6
N 12	-	-	Virginia Tech* THU	L	21-23	48,522	3-7
N 21	-	-	at Miami*	L	21-38	51,355	3-8
N 28	-	rv/iv	Georgia	L	7-13	55,000	3-9

*Preseason poll

2016 (H: 5-2, A: 2-2, N: 2-0) **9-4, 4-4** (5th, Coastal)

TAXSLAYER BOWL CHAMPIONS

Captains: Justin Thomas, Patrick Gamble, Harrison Butker

DATE	GT	OPP	OPPONENT	W/L	SCORE	ATT	REC
S 3	-	-	Boston College^	W	17-14	40,562	1-0
S 10	-	-	Mercer	W	35-10	49,992	2-0
S 17	-	-	Vanderbilt	W	38-7	41,916	3-0
S 22	rv/iv	5/3	Clemson* THU	L	7-26	53,932	3-1
O 1	-	14/14	Miami*	L	21-35	53,047	3-2
O 8	-	-	at Pittsburgh*	L	34-37	47,425	3-3
O 15	-	-	Georgia Southern	W	35-24	47,609	4-3
O 29	-	-	Duke* (HC)	W	38-35	43,886	5-3
N 5	-	18/17	at North Carolina*	L	20-48	58,000	5-4
N 12	-	18/22	at Virginia Tech*	W	30-20	65,632	6-4
N 19	-	-	Virginia*	W	31-17	42,136	7-4
N 26	-	-	at Georgia	W	28-27	92,746	8-4

TAXSLAYER BOWL (Jacksonville, Fla.)

D 31 - - vs. Kentucky W 33-18 43,102 9-4

KEY

* - Conference game

T - Thanksgiving

THU - Thursday

MON - Monday

FR - Friday

HC - Homecoming

SERIES RECORDS

OPPONENT	OVERALL	H	A	N	STRK	-LAST MEETING-	
						RESULT	DATE
Air Force	3-1	2-0	1-0	0-1	L1	L, 7-14	2010
Alabama	21-28-3	15-15-3	6-13	0-0	W1	W, 16-6	1984
Alabama A&M	1-0	1-0	0-0	0-0	W1	W, 66-7	2013
Alcorn State	1-0	1-0	0-0	0-0	W1	W, 69-6	2015
Arizona	0-2	0-1	0-1	0-0	L2	L, 19-20	1995
Arkansas	1-1	0-0	0-0	1-1	L1	L, 7-14	1960
Army	3-1	3-1	0-0	0-0	W2	W, 34-10	2007
Auburn	41-47-4	35-37-4	6-10	0-0	W2	W, 23-14	2005
Baylor	3-1	2-0	0-1	1-0	W1	W, 37-27	1993
Boston College	7-2	3-2	3-0	1-0	W3	W, 17-14	2016
BYU	1-3	1-1	0-2	0-0	L3	L, 20-38	2013
California	3-4	2-2	0-2	1-0	L1	L, 22-34	1978
Chattanooga	8-0	8-0	0-0	0-0	W8	W, 44-9	1990
Citadel	10-0	8-0	2-0	0-0	W10	W, 35-7	2001
CLEMSON	50-29-2	44-14-2	6-13	0-2	L2	L, 7-26	2016
Connecticut	3-0	2-0	1-0	0-0	W3	W, 28-13	2005
Davidson	12-2	12-2	0-0	0-0	W12	W, 53-0	1953
DUKE	51-32-1	29-13-1	22-19	0-0	W1	W, 38-35	2016
Elon	1-0	1-0	0-0	0-0	W1	W, 70-0	2013
Florida	24-9-6	15-4-4	9-4-2	0-1	L2	L, 6-27	1981
Florida State	12-14-1	11-6-1	1-6	0-2	W1	W, 22-16	2015
Fresno State	0-2	0-0	0-0	0-2	L2	L, 28-40	2007
Furman	10-1-3	10-1-1	0-0-2	0-0	W3	W, 51-7	1995
Gardner-Webb	1-0	1-0	0-0	0-0	W1	W, 10-7	2008
GEORGIA	41-65-5	26-35-4	15-30-1	0-0	W1	W, 28-27	2016
Georgia Southern	2-0	2-0	0-0	0-0	W2	W, 35-24	2016
Indiana State	1-0	1-0	0-0	0-0	W1	W, 38-0	1987
Iowa	0-1	0-0	0-0	0-1	L1	L, 14-24	2010
Iowa State	1-0	0-0	0-0	1-0	W1	W, 31-30	1972
JACKSONVILLE STATE	2-0	2-0	0-0	0-0	W2	W, 37-17	2009
Kansas	2-1	1-0	0-1	1-0	W1	W, 66-24	2011
Kentucky	12-7-1	7-3-1	4-4	1-0	W3	W, 33-18	2016
LSU	12-7	7-2	5-3	0-2	L5	L, 3-38	2008
Maryland	15-6	9-1	6-5	0-0	W2	W, 33-13	2012
Memphis	2-1	1-1	1-0	0-0	W1	W, 24-20	1982
Mercer	14-1-1	11-0-1	3-1	0-0	W12	W, 35-10	2016
MIAMI (FLA.)	11-11	9-5	2-5	0-1	L2	L, 21-35	2016
Michigan	0-1	0-0	0-1	0-0	L1	L, 2-9	1934
Michigan State	3-0	1-0	1-0	1-0	W3	W, 17-14	1985
Middle Tennessee	2-1	1-1	1-0	0-0	L1	L, 28-49	2012
Mississippi	2-2	1-0	0-0	1-2	L2	L, 17-25	2013
Mississippi State	5-0	3-0	1-0	1-0	W5	W, 49-34	2014
Missouri	1-1	0-0	0-0	1-1	L1	L, 10-14	1962
Navy	16-9	10-4	3-3	3-2	W3	W, 70-7	2001
Nebraska	1-0	0-0	0-0	1-0	W1	W, 45-21	1991
New Mexico State	1-0	1-0	0-0	0-0	W1	W, 42-7	1998
NORTH CAROLINA	28-21-3	18-8	10-13-3	0-0	L3	L, 20-48	2016
NC State	19-10	10-4	9-6	0-0	W2	W, 56-23	2014
Notre Dame	6-28-1	2-12-1	3-16	1-0	L1	L, 22-30	2015
Penn	1-2	1-0	0-2	0-0	L2	L, 12-13	1931
Penn State	3-4	2-0	0-1	1-3	L1	L, 22-34	1991
PITTSBURGH	4-7	1-4	1-3	2-0	L2	L, 34-37	2016
Presbyterian	4-0	4-0	0-0	0-0	W4	W, 59-3	2012
Purdue	0-1	0-0	0-0	0-1	L1	L, 21-41	1978

OPPONENT	OVERALL	H	A	N	STRK	-LAST MEETING-	
						RESULT	DATE
Rice	2-0-1	1-0-1	1-0	0-0	T1	T, 36-36	1972
Rutgers	1-0	1-0	0-0	0-0	W1	W, 48-14	1921
Samford	8-0	6-0	2-0	0-0	W8	W, 69-14	2007
South Carolina	11-10	8-3	3-7	0-0	L1	L, 14-23	1991
South Carolina State	1-0	1-0	0-0	0-0	W1	W, 41-10	2010
Southern California	2-2	0-1	1-1	1-0	W1	W, 21-7	2012
SMU	8-2-1	5-0-1	3-2	0-0	W2	W, 24-21	1969
Stanford	2-0	0-0	0-0	2-0	W2	W, 24-14	2001
Syracuse	3-0	1-0	0-0	2-0	W3	W, 56-0	2013
TENNESSEE	17-24-2	13-11-1	4-13-1	0-0	L1	L, 15-29	1987
Texas	0-1	0-0	0-0	0-1	L1	L, 7-14	1943
Texas A&M	1-1	1-1	0-0	0-0	W1	W, 38-3	1966
TCU	2-0	2-0	0-0	0-0	W2	W, 17-7	1968
Texas Tech	2-0	0-0	0-0	2-0	W2	W, 17-9	1970
Troy	1-0	1-0	0-0	0-0	W1	W, 35-20	2006
Tulane	37-13	21-4	16-9	0-0	W3	W, 65-10	2015
Tulsa	2-1	0-0	0-0	2-1	W1	W, 52-10	2004
UCF	3-0	3-0	0-0	0-0	W3	W, 21-17	2000
Utah	0-2	0-0	0-0	0-2	L2	L, 27-30 (ot)	2011
Vanderbilt	20-15-3	13-11	7-4-3	0-0	W6	W, 38-7	2016
VIRGINIA	20-18-1	16-7	4-11-1	0-0	W1	W, 31-17	2016
VMI	14-1	14-1	0-0	0-0	W5	W, 34-7	1988
VIRGINIA TECH	5-9	2-5	3-4	0-0	W1	W, 30-20	2016
WAKE FOREST	22-8	13-4	9-3	0-1	W2	W, 24-20	2010
Western Carolina	5-0	5-0	0-0	0-0	W5	W, 63-21	2011
West Virginia	2-1	0-0	0-0	2-1	L1	L, 35-38	2007
William & Mary	1-0	1-0	0-0	0-0	W1	W, 33-7	1979
Wofford	2-0	1-0	0-0	1-0	W2	W, 38-19	2014

2017 opponents in **BOLD CAPS**



SERIES HISTORY

HISTORY

SOUTH CAROLINA

GEORGIA TECH LEADS 11-10

DATE	GT	OPP	RESULT
9/9/1901	-	-	h W 13-0
11/26/1903	-	-	h L 0-16
10/16/1909	-	-	h W 59-0
10/3/1914	-	-	h W 20-0
10/4/1930	-	-	h W 45-0
10/3/1931	-	-	h W 25-13
11/19/1949	-	-	a L 13-3
9/30/1950	-	-	h L 0-7
9/12/1970	-	17	h W 23-20
9/11/1971	17	-	a L 7-24
9/16/1972	-	-	a W 34-6
9/15/1973	-	-	a L 28-41
9/14/1974	-	-	h W 35-20
9/13/1975	-	-	a L 17-23
9/11/1976	-	-	h L 17-27
9/10/1977	-	-	a L 0-17
10/7/1978	-	-	h W 6-3
10/15/1988	-	8	a W 34-0
9/23/1989	-	-	a L 10-21
9/29/1990	-	25/-	a W 27-6
10/19/1991	-	-	a L 14-23

SERIES

Home: 8-3, Away: 3-7, Neutral: 0-0

SOUTH CAROLINA ST.

GEORGIA TECH LEADS 1-0

DATE	GT	OPP	RESULT
9/4/2010	16/17	-	h W 41-10

SERIES

Home: 1-0, Away: 0-0, Neutral: 0-0

SOUTHERN CALIFORNIA

SERIES TIED 2-2

DATE	GT	OPP	RESULT
9/22/1961	-	9	a W 27-7
10/25/1969	-	7	a L 18-29
9/22/1973	-	1	h L 6-23
12/31/2012	-	n/w/n	n ¹ W 21-7

1 - El Paso, Texas (Hyundai Sun Bowl)

SERIES

Home: 0-1, Away: 1-1, Neutral: 1-0

SMU

GEORGIA TECH LEADS 8-2-1

DATE	GT	OPP	RESULT
9/23/1950	-	10	a L 13-33
9/22/1951	-	-	h W 21-7
10/4/1952	6	-	a W 20-7
10/3/1953	9	-	h W 6-4
10/2/1954	-	-	a W 10-7
10/1/1955	3	-	h W 20-7
9/29/1956	2	5	a W 9-7
9/28/1957	3	15	h T 0-0
10/25/1958	17	-	a L 0-20
9/26/1959	16	6	h W 16-12
9/20/1969	-	-	h W 24-21

SERIES

Home: 5-0-1, Away: 3-2, Neutral: 0-0

STANFORD

GEORGIA TECH LEADS 2-0

DATE	GT	OPP	RESULT
12/25/1991	-	17/17	n ¹ W 18-17
12/27/2001	-	11/11	n ² W 24-14

1 - Aloha Bowl (Honolulu, Hawaii)

2 - Seattle Bowl (Seattle, Wash.)

SERIES

Home: 0-0, Away: 0-0, Neutral: 2-0

SYRACUSE

GEORGIA TECH LEADS 3-0

DATE	GT	OPP	RESULT
8/26/2001	10/13	-	n ¹ W 13-7
12/21/2004	-	-	n ² W 51-14
10/19/2013	-	-	h W 56-0

1 - Kickoff Classic (E. Rutherford, N.J.)
2 - Champs Sports Bowl (Orlando, Fla.)

SERIES

Home: 1-0, Away: 0-0, Neutral: 2-0

TENNESSEE

TENNESSEE LEADS 24-17-2

DATE	GT	OPP	RESULT
11/22/1902	-	-	h L 6-10
11/21/1903	-	-	a L 0-11
10/22/1904	-	-	h W 2-0
11/4/1905	-	-	h W 45-0
10/19/1907	-	-	h W 6-4
10/31/1908	-	-	h L 5-6
10/30/1909	-	-	a W 29-0
10/14/1911	-	-	h W 24-0
9/28/1946	-	8	a L 9-13
9/27/1947	4	-	h W 27-0
11/6/1948	6	-	h L 6-13
11/5/1949	-	14	h W 30-13
11/6/1954	-	-	h W 28-7
11/5/1955	8	-	h T 7-7
11/10/1956	2	3	h L 0-6
11/9/1957	18	9	a L 6-21
10/11/1958	-	-	h W 21-7
10/10/1959	3	8	a W 14-7
11/5/1960	-	8	h W 14-7
11/11/1961	9	-	a L 6-10
10/13/1962	11	-	h W 17-0
10/12/1963	-	-	a W 23-7
11/7/1964	7	-	h L 14-22
11/6/1965	-	-	a L 7-21
10/8/1966	9	8	h W 6-3
10/14/1967	-	-	a L 13-24
10/12/1968	-	10	h L 7-24
10/11/1969	-	10	a L 8-26
10/10/1970	13	20	h L 6-17
10/9/1971	-	13	a L 6-10
9/9/1972	-	15	h L 3-34
10/13/1973	-	8	a L 14-20
10/9/1976	-	-	h L 7-42
10/8/1977	-	-	a W 24-8
10/13/1979	-	-	a L 0-31
10/11/1980	-	-	h L 10-23
10/10/1981	-	-	a L 7-10
10/23/1982	-	-	h W 31-21
10/22/1983	-	-	a L 3-37
10/27/1984	-	-	h L 21-24
10/26/1985	-	16	a T 6-6
10/25/1986	-	-	h W 14-13
10/24/1987	-	13	a L 15-29

SERIES

Home: 13-11-1, Away: 4-13-1, Neutral: 0-0

TEXAS

TEXAS LEADS 1-0

DATE	GT	OPP	RESULT
1/1/1943	5	11	n ¹ L 7-14

1 - Cotton Bowl (Dallas, Texas)

SERIES

Home: 0-0, Away: 0-0, Neutral: 0-1

TEXAS A&M

SERIES TIED 1-1

DATE	GT	OPP	RESULT
9/25/1965	-	-	h L 10-14
9/17/1966	-	-	h W 38-3

SERIES

Home: 1-1, Away: 0-0, Neutral: 0-0

TCU

GEORGIA TECH LEADS 2-0

DATE	GT	OPP	RESULT
9/30/1967	-	-	h W 24-7
9/21/1968	-	-	h W 17-7

SERIES

Home: 2-0, Away: 0-0, Neutral: 0-0

TEXAS TECH

GEORGIA TECH LEADS 2-0

DATE	GT	OPP	RESULT
1/1/1966	-	10	n ¹ W 31-21
12/19/1970	13	19	n ² W 17-9

1 - Gator Bowl (Jacksonville, Fla.)
2 - Sun Bowl (El Paso, Texas)

SERIES

Home: 0-0, Away: 0-0, Neutral: 2-0

TRANSYLVANIA

GEORGIA TECH LEADS 1-0

DATE	GT	OPP	RESULT
10/16/1915	-	-	h W 67-0

SERIES

Home: 1-0, Away: 0-0, Neutral: 0-0

TROY

GEORGIA TECH LEADS 1-0

DATE	GT	OPP	RESULT
9/16/2006	-	-	h W 35-20

SERIES

Home: 1-0, Away: 0-0, Neutral: 0-0

TULANE

GEORGIA TECH LEADS 37-13

DATE	GT	OPP	RESULT
11/4/1916	-	-	h W 45-0
11/10/1917	-	-	a W 48-0
10/9/1926	-	-	h W 9-6
10/8/1927	-	-	h W 13-6
10/13/1928	-	-	a W 12-0
10/26/1929	-	-	a L 14-20
10/25/1930	-	-	h L 0-28
10/24/1931	-	-	a L 0-33
11/5/1932	-	-	h L 14-20
10/21/1933	-	-	h L 0-7
10/27/1934	-	-	a L 12-20
11/13/1943	19	-	a W 33-0
11/11/1944	13	-	h W 34-7
11/10/1945	-	-	a W 41-7
11/16/1946	7	-	h W 35-7
10/4/1947	4	-	a W 20-6
10/2/1948	6	-	h W 13-7
10/1/1949	-	4	a L 0-18
10/11/1952	5	-	h W 14-0
10/10/1953	10	-	a W 27-13
9/18/1954	7	-	h W 28-0
10/27/1956	3	15	h W 40-0
10/26/1957	-	-	a W 20-13
10/4/1958	-	-	h W 14-0
10/24/1959	9	-	a W 21-13
10/22/1960	-	-	h W 14-6
10/28/1961	9	-	a W 35-0
10/27/1962	-	-	h W 42-12
10/28/1963	-	-	a W 17-3
10/24/1964	-	-	h W 7-6
10/9/1965	-	-	a W 13-10
10/22/1966	6	-	h W 35-17
10/28/1967	-	-	a L 12-23
10/26/1968	-	-	h W 23-19
11/8/1969	-	-	a L 7-14
10/24/1970	-	-	h W 20-6
10/23/1971	-	-	a W 24-16
10/28/1972	-	-	h W 21-7
10/27/1973	-	-	a L 14-23
10/26/1974	-	18	h W 27-7

10/25/1975	-	-	a W 23-0
10/23/1976	-	-	h W 28-16
10/22/1977	-	-	a W 38-14
9/23/1978	-	-	h W 27-17
10/27/1979	-	-	a L 7-12
10/25/1980	-	-	h L 14-31
10/24/1981	-	-	a L 10-27
10/9/1982	-	-	a W 19-13
9/6/2014	-	-	a W 38-21
9/12/2015	15/16	-	h W 65-10

SERIES

Home: 21-4, Away: 16-9, Neutral: 0-0

TULSA

GEORGIA TECH LEADS 2-1

DATE	GT	OPP	RESULT
1/1/1944	13	15	n ¹ W 20-18
1/1/1945	13	-	n ² L 12-26
1/4/2004	-	-	n ³ W 52-10

1 - Sugar Bowl (New Orleans, La.)
2 - Orange Bowl (Miami, Fla.)
3 - Humanitarian Bowl (Boise, Idaho)

SERIES

Home: 0-0, Away: 0-0, Neutral: 2-1

UCF

GEORGIA TECH LEADS 3-0

DATE	GT	OPP	RESULT
10/26/1996	-	-	h W 27-20
9/18/1999	12/13	-	h W 41-10
9/2/2000	-	-	h W 21-17

SERIES

Home: 3-0, Away: 0-0, Neutral: 0-0

UTAH

UTAH LEADS 2-0

DATE	GT	OPP	RESULT
12/29/2005	24/24	-	n ¹ L 10-38
12/31/2011	-	-	n ² Lor 27-30

1 - Emerald Bowl (San Francisco, Calif.)
2 - Sun Bowl (El Paso, Texas)

SERIES

Home: 0-0, Away: 0-0, Neutral: 0-2

VANDERBILT

GEORGIA TECH LEADS 20-15-3

DATE	GT	OPP	RESULT
11/19/1892	-	-	h L 10-20
11/17/1906	-	-	h L 6-37
11/16/1907	-	-	h L 0-54
11/12/1910	-	-	h L 0-23
11/3/1917	-	-	h W 83-0
10/18/1919	-	-	h W 20-0
10/16/1920	-	-	a W 44-0
11/15/1924	-	-	h L 0-3
11/7/1925	-	-	h W 7-0
11/6/1926	-	-	h L 7-13
11/5/1927	-	-	a T 0-0
11/10/1928	-	-	h W 19-7
11/9/1929	-	-	h L 7-23
11/8/1930	-	-	h L 0-6
10/31/1931	-	-	h L 7-49
10/29/1932	-	-	a L 0-12
1			



10/31/1953	8	-	a	W	43-0
9/19/1964	-	-	h	W	14-2
9/18/1965	-	-	a	T	10-10
9/24/1966	-	-	h	W	42-0
9/23/1967	-	-	a	W	17-10
8/31/2002	-	-	h	W	45-3
9/27/2003	-	-	a	Wot	24-17
10/31/2009	11/11	-	a	W	56-31
9/17/2016	-	-	h	W	38-7

SERIES

Home: 13-11, Away: 7-4-3, Neutral: 0-0

VIRGINIA

GEORGIA TECH LEADS 20-18-1

DATE	GT	OPP	RESULT
11/13/1965	-	h	W 42-19
11/5/1966	5	-	h W 14-13
10/5/1974	-	h	W 28-24
10/2/1976	-	h	W 35-14
11/6/1982	-	h	W 38-32
11/3/1983 (TH)	-	h	W 31-27
10/13/1984	20	-	a T 20-20
9/21/1985	-	h	L 13-24
9/20/1986	-	a	W 28-14
11/7/1987	-	h	L 14-23
9/17/1988	-	a	L 16-17
9/16/1989	-	h	L 10-17
11/3/1990	16/14	1/1	a W 41-38
9/19/1991 (TH)	17/19	-	h W 24-21
9/19/1992	22/20	20/19	a L 24-55
9/16/1993 (TH)	-	25/23	h L 14-35
10/15/1994	-	h	L 7-24
9/16/1995	-	16/17	a L 14-41
10/5/1996	-	12/11	h W 13-7
11/8/1997	-	a	L 31-35
10/17/1998	25/25	7/6	h W 41-38
11/6/1999	7/7	-	a L 38-45
11/9/2000 (TH)	24/-	-	h W 35-0
11/10/2001	20/17	-	a L 38-39
10/26/2002	-	h	W 23-15
11/22/2003	-	a	L 17-29
11/20/2004	-	18/18	h L 10-30
11/12/2005	24/24	-	a L 17-27
9/21/2006 (TH)	-	h	W 24-7
9/22/2007	-	a	L 23-28
10/25/2008	21/21	-	h L 17-24
10/24/2009	11/13	-	a W 34-9
10/9/2010	-	h	W 33-21
10/15/2011	12/12	-	a L 21-24
9/15/2012	rv/rv	-/rv	h W 56-20
10/26/2013	-	a	W 35-25
11/1/2014	-	h	W 35-10
10/31/2015	-	a	L 21-27
11/19/2016	-	h	W 31-17

SERIES

Home: 16-7, Away: 4-11-1, Neutral: 0-0

VMI

GEORGIA TECH LEADS 14-1

DATE	GT	OPP	RESULT
10/24/1914	-	h	W 28-7
10/6/1923	-	h	W 10-7
10/4/1924	-	h	W 3-0
10/3/1925	-	h	W 33-0
10/2/1926	-	h	W 13-0
10/1/1927	-	h	W 7-0
10/6/1928	-	h	W 13-0
10/5/1946	-	h	W 32-6
10/11/1947	4	-	h W 20-0
11/11/1950	-	h	L 13-14
11/10/1951	8	-	h W 34-7
11/10/1973	-	h	W 36-7
10/11/1975	-	h	W 38-10
11/8/1986	-	h	W 52-6
11/5/1988	-	h	W 34-7

SERIES

Home: 14-1, Away: 0-0, Neutral: 0-0

VIRGINIA TECH

VIRGINIA TECH LEADS 9-5

DATE	GT	OPP	RESULT
11/10/1990	7/7	-	h W 6-3
8/27/2000	Canceled (weather)		
10/28/2004 (TH)	-	22/22	h L 20-34
9/24/2005	-	4/4	a L 7-51
9/30/2006	24/-	11/10	a W 38-27
11/1/2007 (TH)	-	11/13	h L 3-27
9/13/2008	-	a	L 17-20
10/17/2009	19/20	4/4	h W 28-23
11/4/2010 (TH)	-	20/20	a L 21-28
11/10/2011 (TH)	20/19	10/9	h L 26-37
9/3/2012 (MON)	rv/rv	16/20	a LoT 17-20
9/26/2013 (TH)	rv/rv	-	h L 10-17
9/20/2014	-	a	W 27-24
11/12/2015	-	h	L 21-23
11/11/2016	-	a	W 30-20

SERIES

Home: 2-5, Away: 3-4, Neutral: 0-0

WASHINGTON & LEE

GEORGIA TECH LEADS 4-1-1

DATE	GT	OPP	RESULT
10/28/1916	-	h	T 7-7
10/20/1917	-	h	W 63-0
11/8/1919	-	h	L 0-3
10/23/1926	-	h	W 19-7
10/9/1948	6	-	h W 27-0
10/8/1949	-	h	W 36-0

SERIES

Home: 4-1-1, Away: 0-0, Neutral: 0-0

WAKE FOREST

GEORGIA TECH LEADS 22-8

DATE	GT	OPP	RESULT
9/29/1917	-	h	W 33-0
10/4/1919	-	h	W 14-0
9/25/1920	-	h	W 44-0
9/24/1921	-	h	W 42-0
11/13/1982	-	a	W 45-7
11/12/1983	-	h	W 49-33
11/17/1984	-	a	W 24-7
11/16/1985	-	h	W 41-10
11/22/1986	-	a	L 21-24
11/21/1987	-	h	L 6-33
11/12/1988	-	a	L 24-28
11/18/1989	-	h	W 43-14
11/17/1990	4/5	-	a W 42-7
11/16/1991	-	h	W 27-3
11/14/1992	-	h	L 10-23
11/13/1993	-	a	W 38-28
11/19/1994	-	h	L 13-20
11/4/1995	-	a	W 24-23
9/14/1996	-	h	W 30-10
9/20/1997	-	a	W 28-26
11/21/1998	21/21	-	h W 63-35
11/20/1999	14/12	-	a L 23-26
10/14/2000	-	h	W 52-20
11/17/2001	-/23	-	a W 38-33
10/5/2002	-	h	L 21-24
10/11/2003	-	a	W 24-7
11/5/2004	-	h	W 30-17
12/2/2006	23/22	16/16	n ¹ L 6-9
11/7/2009	10/11	-	h Wot 30-27
10/2/2010	-	a	W 24-20

SERIES

Home: 13-4, Away: 9-3, Neutral: 0-1

WESTERN CAROLINA

GEORGIA TECH LEADS 5-0

DATE	GT	OPP	RESULT
10/12/1985	-	h	W 24-17
11/4/1989	-	h	W 34-7
9/12/1992	24/24	-	h W 37-19
9/10/1994	-	h	W 45-26
9/1/2011	-	h	W 63-21

SERIES

Home: 5-0, Away: 0-0, Neutral: 0-0

WEST VIRGINIA

GEORGIA TECH LEADS 2-1

DATE	GT	OPP	RESULT
1/1/1954	8	10	n ¹ W 42-19
12/29/1997	-	n ³	W 35-30
1/1/2007	-/25	13/12	n ³ L 35-38

- 1 - Sugar Bowl (New Orleans, La.)
- 2 - Carquest Bowl (Miami Gardens, Fla.)
- 3 - Gator Bowl (Jacksonville, Fla.)

SERIES

Home: 0-0, Away: 0-0, Neutral: 2-1

WILLIAM & MARY

GEORGIA TECH LEADS 1-0

DATE	GT	OPP	RESULT
9/29/1979	-	h	W 33-7

SERIES

Home: 1-0, Away: 0-0, Neutral: 0-0

WOFFORD

GEORGIA TECH LEADS 2-0

DATE	GT	OPP	RESULT
10/18/1901	-	n ¹	W 33-0
8/30/2014	-	h	W 38-19

1 - Augusta, Ga.

SERIES

Home: 1-0, Away: 0-0, Neutral: 1-0

ACC	W	L	T
Boston College	7	2	0
Clemson	51	29	2
Duke	51	32	1
Florida State	12	14	1
Louisville	0	0	0
Miami	11	11	0
North Carolina	28	21	3
NC State	19	10	0
Pittsburgh	4	7	0
Syracuse	3	0	0
Virginia	20	18	1
Virginia Tech	5	9	0
Wake Forest	22	8	0
TOTAL	233	161	8

AMERICAN	W	L	T
Cincinnati	0	0	0
Connecticut	3	0	0
East Carolina	0	0	0
Houston	0	0	0
Memphis	2	1	0
Navy	0	0	0
SMU	8	2	1
Temple	0	0	0
Tulane	36	13	0
Tulsa	2	1	0
UCF	3	0	0
USF	0	0	0
TOTAL	54	17	1

BIG TEN	W	L	T
Illinois	0	0	0
Indiana	0	0	0
Iowa	0	1	0
Maryland	15	6	0
Michigan	0	1	0
Michigan State	3	0	0
Minnesota	0	0	0
Nebraska	1	0	0
Northwestern	0	0	0
Ohio State	0	0	0
Penn State	3	4	0
Purdue	0	1	0
Rutgers	1	0	0
Wisconsin	0	0	0
TOTAL	23	13	0

BIG 12	W	L	T
Baylor	3	1	0
Iowa State	1	0	0
Kansas	2	1	0
Kansas State	0	0	0
Oklahoma	0	0	0
Oklahoma State	0	0	0
TCU	2	0	0
Texas	0	1	0
Texas Tech	2	0	0
West Virginia	2	1	0
TOTAL	12	4	0

CONFERENCE USA	W	L	T
Charlotte	0	0	0
FAU	0	0	0
FIU	0	0	0
Louisiana Tech	0	0	0
Marshall	0	0	0
Middle Tennessee	2	1	0
Old Dominion	0	0	0
North Texas	0	0	0
Rice	2	0	1
Southern Miss	0	0	0
UAB	0	0	0
UTEP	0	0	0
UTSA	0	0	0
Western Kentucky	0	0	0
TOTAL	4	1	1

INDEPENDENTS	W	L	T
Army	3	1	0
BYU	1	3	0
Navy	16	9	0
Notre Dame	6	28	1
TOTAL	26	41	1

MAC	W	L	T
Akron	0	0	0
Ball State	0	0	0
Bowling Green	0	0	0
Buffalo	0	0	0
Central Michigan	0	0	0
Eastern Michigan	0	0	0
Kent State	0	0	0
Miami (Ohio)	0	0	0
Northern Illinois	0	0	0
Ohio	0	0	0
Toledo	0	0	0
UMass	0	0	0
Western Michigan	0	0	0
TOTAL	0	0	0

MOUNTAIN WEST	W	L	T
Air Force	3	1	0
Boise State	0	0	0
Colorado State	0	0	0
Fresno State	0	2	0
Hawai'i	0	0	0
Nevada	0	0	0
New Mexico	0	0	0
San Diego State	0	0	0
San Jose State	0	0	0
UNLV	0	0	0
Utah State	0	0	0
Wyoming	0	0	0
TOTAL	3	3	0

PAC-12	W	L	T
Arizona	0	2	0
Arizona State	0	0	0
California	3	4	0
Colorado	0	0	0
Oregon	0	0	0
Oregon State	0	0	0
Stanford	2	0	0
Southern California	2	2	0
UCLA	0	0	0
Utah	0	2	0
Washington	0	0	0
Washington State	0	0	0
TOTAL	7	10	0

SEC	W	L	T
Alabama	21	28	3
Arkansas	1	1	0
Auburn	41	47	4
Florida	24	9	6
Georgia	41	65	5
Kentucky	12	7	1
LSU	12	7	0
Mississippi	2	2	0
Mississippi State	5	0	0
Missouri	1	1	0
South Carolina	12	9	0
Tennessee	17	24	2
Texas A&M	1	1	0
Vanderbilt	20	15	3
TOTAL	210	216	24

SUN BELT	W	L	T
Appalachian State	0	0	0
Arkansas State	0	0	0
Coastal Carolina	0	0	0
Georgia Southern	2	0	0
Georgia State	0	0	0
Idaho	0	0	0
Louisiana-Lafayette	0	0	0
New Mexico State	1	0	0
South Alabama	0	0	0
Texas State	0	0	0
Troy	1	0	0
ULM	0	0	0
TOTAL	3	0	0

1939

	AP
Nov. 20	19
Dec. 4	13
Dec. 11	16

1942

	AP
Oct. 12	6
Oct. 19	6
Oct. 26	5
Nov. 2	3
Nov. 9	2
Nov. 16	2
Nov. 23	2
Nov. 30	5

1943

	AP
Nov. 8	19
Nov. 15	15
Nov. 22	14
Nov. 29	13

1944

	AP
Oct. 9	10
Oct. 16	8
Oct. 23	5
Oct. 30	5
Nov. 6	13
Nov. 13	9
Nov. 20	10
Dec. 4	13

1946

	AP
Oct. 28	16
Nov. 4	8
Nov. 11	7
Nov. 18	6
Nov. 25	7
Dec. 2	11

1947

	AP
Oct. 6	4
Oct. 13	5
Oct. 20	7
Oct. 27	6
Nov. 3	6
Nov. 10	6
Nov. 17	10
Nov. 24	9
Dec. 1	9
Dec. 8	10

1948

	AP
Oct. 4	6
Oct. 11	7
Oct. 18	6
Oct. 25	6
Nov. 1	6
Nov. 8	11
Nov. 15	20

1951

	AP
Oct. 1	11
Oct. 8	8
Oct. 15	5
Oct. 22	3
Oct. 29	5
Nov. 5	8
Nov. 12	7
Nov. 19	7
Nov. 26	6
Dec. 3	5

1952

	AP
Preseason	3
Sept. 29	6
Oct. 6	5
Oct. 13	4
Oct. 20	5
Oct. 27	4
Nov. 3	3
Nov. 10	2
Nov. 17	2
Nov. 24	3
Dec. 1	2

1953

	AP
Preseason	3
Sept. 28	9
Oct. 5	10
Oct. 12	6
Oct. 19	4
Oct. 26	8
Nov. 2	6
Nov. 9	5
Nov. 16	12
Nov. 23	10
Nov. 30	8

1954

	AP
Preseason	7
Sept. 20	5
Oct. 11	19
Oct. 18	15

1955

	AP
Preseason	10
Sept. 19	2
Sept. 26	3
Oct. 3	4
Oct. 10	5
Oct. 17	13
Oct. 24	12
Oct. 31	8
Nov. 7	11
Nov. 14	10
Nov. 21	9
Nov. 28	7

1956

	AP
Preseason	4
Sept. 24	2
Oct. 1	3
Oct. 8	3
Oct. 15	3
Oct. 22	3
Oct. 29	2
Nov. 5	2
Nov. 12	4
Nov. 19	5
Nov. 26	4
Dec. 3	4

1957

	AP
Preseason	11
Sept. 23	3
Sept. 30	14
Oct. 7	17
Nov. 4	18

1958

	AP
Oct. 20	17
Nov. 10	20

1959

	AP
Sept. 21	16
Sept. 28	7
Oct. 5	3
Oct. 12	4
Oct. 19	9
Oct. 26	9
Nov. 2	19
Nov. 9	15

1960

	AP
Sept. 19	13
Sept. 26	10
Oct. 10	19

1961

	AP
Oct. 2	3
Oct. 16	8
Oct. 23	9
Oct. 30	7
Nov. 6	9
Dec. 4	13

1962

	AP
Sept. 24	8
Oct. 1	5

1963

	AP
Sept. 23	9
Sept. 30	7
Oct. 14	8

1964

	AP
Oct. 26	8
Nov. 2	7
Nov. 9	10

1965

	AP
Nov. 1	7

1966

	AP
Sept. 26	9
Oct. 3	9
Oct. 10	7
Oct. 17	6
Oct. 24	5
Oct. 31	5
Nov. 7	5
Nov. 14	5
Nov. 21	8
Nov. 28	8
Dec. 5	8

1970

	AP
Sept. 21	19
Sept. 28	15
Oct. 5	13
Oct. 12	16
Nov. 16	17
Nov. 23	16
Nov. 30	13
Dec. 6	13
FINAL	13

1971

	AP
Preseason	17

1972

	AP
FINAL	20

1978

	AP
Nov. 13	20

1984

	AP
Sept. 26	18
Oct. 2	12
Oct. 10	20

1985

	AP
FINAL	19

1990

	AP	UPI
Oct. 2	23	
Oct. 9	18	
Oct. 16	11	
Oct. 23	16	
Oct. 30	16	
Nov. 6	7	
Nov. 13	4	
Nov. 20	3	
Nov. 27	2	
Dec. 4	2	
FINAL	2	1

1991

	AP	CP
Preseason	8	
Sept 3	17	
Sept. 10	17	
Sept. 17	17	
Sept. 23	19	
Sept. 30	21	

1992

	AP	CP
Preseason	23	
Sept. 1	24	
Sept. 8	24	
Sept. 15	22	
Sept. 29	23	
Oct. 6	17	
Oct. 13	16	
Oct. 20	19	

1996

	AP	CP
Oct. 7	23	
Oct. 14	22	

1997

	AP	CP
Oct. 6	25	
Oct. 13	21	
FINAL	25	

1998

	AP	CP	BCS
Oct. 12	25		
Oct. 19	20		
Oct. 26	23		17
Nov. 2	23		
Nov. 9	22		
Nov. 16	21		22
Nov. 23	17		19
Nov. 30	12		12
Dec. 7	12		14
FINAL	9		

1999

	AP	CP	BCS
Preseason	11		
Aug. 28	10		
Sept. 6	10		
Sept. 13	12		
Sept. 20	10		
Sept. 27	9		
Oct. 3	7		
Oct. 10	8		
Oct. 17	8		
Oct. 24	7		
Nov. 1	7		
Nov. 8	13		
Nov. 15	14		
Nov. 22	20		
Nov. 29	17		
Dec. 6	17		
FINAL	17		

2000

	AP	CP	BCS
Oct. 29	25		
Nov. 5	24		
Nov. 12	20	22	
Nov. 19	18		
Nov. 26	17		13
Dec. 3	15		13
FINAL	17		

2001

	AP	CP	BCS
Preseason	10		
Aug. 26	11		
Sept. 3	10		
Sept. 9	10		
Sept. 16	*NP		
Sept. 23	9		
Sept. 30	17		
Oct. 7	15		
Oct. 14	23		
Oct. 21	21		
Oct. 28	23		
Nov. 4	20		
Nov. 18	21		
FINAL	24		

2005

	AP	CP	BCS
Sept. 6	17		
Sept. 11	16		
Sept. 18	15		
Sept. 25	25	24	
Nov. 6	24		23
Nov. 20	20		21
Nov. 27	24		24
Dec. 4	24		24

2006

	AP	CP	BCS
Sept. 24	24		
Oct. 1	18		
Oct. 8	13		
Oct. 15	13		19
Oct. 22	21		24
Oct. 29	20		20
Nov. 5	19		18
Nov. 12	18		18
Nov. 19	16		16
Nov. 26	23		22

2007

	AP	CP	BCS
Sept. 4	21	21	
Sept. 9	15	15	

2008

	AP	CP	BCS
Oct. 19	21	21	18
Nov. 2	22	20	20
Nov. 23	18	23	22
Nov. 30	15	16	15
Dec. 7	14	15	14
FINAL	22	22	

2009

	AP	CP	BCS
Preseason	15	15	
Sept. 8	15	13	
Sept. 13	14	13	
Sept. 27	25		
Oct. 4	22	23	
Oct. 11	19	20	
Oct. 18	11	13	12
Oct. 25	11	11	11
Nov. 1	10	11	10
Nov. 8	7	7	7
Nov. 15	7	7	7
Nov.			

TECH IN FINAL POLLS

YEAR	RECORD	AP	COACHES	BCS/CFP
1939	8-2	16	-	-
1942	9-2	5	-	-
1943	8-3	13	-	-
1944	8-3	13	-	-
1946	9-2	11	-	-
1947	10-1	10	-	-
1951	11-0-1	5	5	-
1952*	12-0	2	2	-
1953	9-2-1	8	9	-
1954	8-3	-	13	-
1955	9-1-1	7	7	-
1956	10-1	4	4	-
1961	7-4	13	13	-
1962	7-3-1	-	11	-
1966	9-2	8	8	-
1970	9-3	13	17	-
1972	7-4-1	20	-	-
1985	9-2-1	19	18	-
1990	11-0-1	2	1	-
1997	7-5	25	-	-
1998	10-2	9	11	-
1999	8-4	21	20	-
2000	9-3	17	19	-
2001	8-5	24	-	-
2008	9-4	22	22	-
2009	11-3	13	13	9
2014	11-3	8	7	12

NOTES: * - No. 1 by International News Service; the coaches' poll was released byUPI through 1990, then by USA TODAY beginning in 1991; BCS rankings were released from 1998-2013; College Football Playoff rankings began in 2014.

TECH IN AP TOP 25

Last time ranked in AP Top 25 Sept. 26, 2015

Last time ranked in AP Top 10 Jan. 13, 2015

Weeks ranked in AP poll 307

Weeks ranked in Top 10 146

Weeks ranked in Top 5 58

Highest AP Ranking No. 2 (13 times)

TECH VS. AP TOP 25

Georgia Tech vs. AP Top 25 all-time 91-168-6

at home 48-74-4

on road 26-82-2

neutral sites 17-12

under Paul Johnson 12-18

	ALL	H	A	N	BOWL
Top 25	91-168-6	48-74-4	26-82-2	16-12	16-8
vs. ACC	28-48-0	17-20-0	10-21-0	1-2-0	0-0-0
vs. No. 1	2-9-1	1-1-1	1-8	0-0	0-0
vs. No. 2	0-10-1	0-5-1	0-4	0-1	0-0
vs. No. 3	1-10	0-5	1-5	0-0	0-0
vs. No. 4	3-9	2-5	1-4	0-0	0-0
vs. No. 5	3-12	1-2	2-4	0-0	0-0
vs. No. 6	5-6	3-4	1-2	1-0	1-0
vs. No. 7	3-10	2-3	0-5	1-2	1-1
vs. No. 8	5-10	3-4	1-6	1-0	1-0
vs. No. 9	7-11	4-3	1-6	1-1	1-1
vs. No. 10	4-10	0-4	1-5	3-1	3-1
vs. No. 11	4-6	1-2	1-3	2-1	2-1
vs. No. 12	5-6	2-2	2-4	1-0	1-0
vs. No. 13	5-7	2-2	2-3	1-2	1-1
vs. No. 14	2-11	1-6	1-5	0-0	0-0
vs. No. 15	4-6-2	3-5-1	0-1-1	1-0	1-0
vs. No. 16	5-5-2	4-0-1	1-4-1	0-1	0-0
vs. No. 17	8-5	5-2	1-1	2-2	2-2
vs. No. 18	7-7	4-3	3-	0-0	0-0
vs. No. 19	7-3	2-1	3-2	2-0	2-0
vs. No. 20	4-7	3-4	1-3	0-0	0-0
vs. No. 21	1-1	1-1	0-0	0-0	0-0
vs. No. 22	2-4	2-2	0-2	0-0	0-0
vs. No. 23	3-1	1-0	2-0	0-1	0-1
vs. No. 24	0-0	0-0	0-0	0-0	0-0
vs. No. 25	2-3	1-2	0-1	1-0	0-0

GEORGIA TECH VS. NO. 1

DATE	OPPONENT	W/L	SCORE
Oct. 24, 1953	at Notre Dame	L	14-27
Nov. 17, 1962	Alabama	W	7-6
Nov. 14, 1970	Notre Dame	L	7-10
Sept. 22, 1973	USC	L	6-23
Nov. 8, 1980	Notre Dame	T	3-3
Nov. 29, 1980	at Georgia	L	20-38
Nov. 27, 1982	at Georgia	L	18-38
Nov. 3, 1990	at Virginia	W	41-38
Oct. 2, 1993	at Florida State	L	0-51
Oct. 21, 1995	at Florida State	L	10-42
Nov. 11, 1999	at Florida State	L	35-41

GEORGIA TECH VS. TOP 10

DATE	OPPONENT	W/L	SCORE
Nov. 14, 1936	4 Alabama	L	16-20
Nov. 13, 1937	at 3 Alabama	L	0-7
Jan. 1, 1940	vs. 6 Missouri	W	21-7
Nov. 1, 1941	4 Duke	L	0-14
Nov. 15, 1941	at 9 Alabama	L	0-20
Nov. 14, 1942	5 Alabama	W	7-0
Nov. 28, 1942	at 5 Georgia	L	0-34
Oct. 23, 1943	at 3 Navy	L	14-28
Oct. 30, 1943	8 Duke	L	7-14
Oct. 21, 1944	9 Navy	W	17-15
Oct. 20, 1945	at 2 Navy	L	6-20
Nov. 30, 1946	at 3 Georgia	L	7-35
Nov. 1, 1947	9 Duke	W	7-0
Oct. 28, 1950	4 Kentucky	L	14-28
Jan. 1, 1952	vs. 9 Baylor	W	17-14
Nov. 1, 1952	at 6 Duke	W	28-7
Jan. 1, 1953	vs. 7 Ole Miss	W	24-7
Oct. 24, 1953	at 1 Notre Dame	L	14-27
Jan. 1, 1954	vs. 10 West Virginia	W	42-19
Jan. 1, 1955	vs. 10 Arkansas	W	14-6
Sept. 29, 1956	at 5 SMU	W	9-7
Nov. 10, 1956	3 Tennessee	L	0-6
Oct. 19, 1957	9 Auburn	L	0-3
Nov. 2, 1957	7 Duke	W	13-0
Nov. 9, 1957	at 9 Tennessee	L	6-21
Oct. 18, 1958	2 Auburn	T	7-7
Sept. 26, 1959	6 SMU	W	16-12
Oct. 3, 1959	6 Clemson	W	16-6
Oct. 10, 1959	at 8 Tennessee	W	14-7
Nov. 5, 1960	8 Tennessee	W	14-7
Sept. 22, 1961	at 9 USC	W	27-7
Nov. 17, 1962	1 Alabama	W	7-6
Nov. 16, 1963	at 7 Alabama	L	11-27
Nov. 14, 1964	2 Alabama	L	7-24
Jan. 1, 1966	vs. 10 Texas Tech	W	31-21
Oct. 8, 1966	8 Tennessee	W	6-3
Nov. 26, 1966	at 7 Georgia	L	14-23
Nov. 18, 1967	9 Notre Dame	L	3-36
Oct. 12, 1968	10 Tennessee	L	7-24
Nov. 16, 1968	at 9 Notre Dame	L	6-34
Nov. 30, 1968	at 4 Georgia	L	8-47
Oct. 1, 1969	at 10 Tennessee	L	8-26
Oct. 25, 1969	at 7 USC	L	18-29
Nov. 15, 1969	9 Notre Dame	L	20-38
Oct. 17, 1970	at 8 Auburn	L	7-31
Nov. 14, 1970	at 1 Notre Dame	L	7-10
Oct. 16, 1971	5 Auburn	L	14-31
Nov. 25, 1971	7 Georgia	L	24-28
Sept. 22, 1973	1 USC	L	6-23
Oct. 13, 1973	at 8 Tennessee	L	14-20
Sept. 9, 1974	2 Notre Dame	L	7-31
Oct. 19, 1974	at 5 Auburn	L	22-31
Sept. 18, 1976	3 Pittsburgh	L	14-42
Nov. 27, 1976	at 4 Georgia	L	10-13
Nov. 5, 1977	at 5 Notre Dame	L	14-69
Nov. 18, 1978	10 Notre Dame	L	21-38
Dec. 25, 1978	vs. 7 Purdue	L	21-41
Sept. 8, 1979	2 Alabama	L	6-30
Oct. 6, 1979	at 10 Notre Dame	L	13-21
Sept. 6, 1980	at 2 Alabama	L	3-26
Oct. 4, 1980	at 10 North Carolina	L	0-33
Nov. 8, 1980	1 Notre Dame	T	3-3
Nov. 29, 1980	at 1 Georgia	L	20-38
Sept. 12, 1981	at 4 Alabama	W	24-21
Oct. 3, 1981	6 North Carolina	L	7-28
Nov. 28, 1981	3 Georgia	L	7-44

Sept. 11, 1982	4 Alabama	L	7-45
Nov. 27, 1982	at 1 Georgia	L	18-38
Oct. 1, 1983	5 North Carolina	L	21-38
Oct. 15, 1983	5 Auburn	L	13-31
Nov. 26, 1983	1 Georgia	L	24-27
Oct. 19, 1985	8 Auburn	L	14-17
Oct. 18, 1986	at 7 Auburn	L	10-31
Sept. 26, 1987	at 9 Clemson	L	12-33
Oct. 17, 1987	5 Auburn	L	10-20
Oct. 15, 1988	8 South Carolina	W	34-0
Nov. 3, 1990	at 1/1 Virginia	W	41-38
Sept. 28, 1991	at 7/5 Clemson	L	7-9
Oct. 17, 1992	6/6 Florida State	L	24-29
Nov. 28, 1992	at 9/10 Georgia	L	17-31
Oct. 2, 1993	at 1/1 Florida State	L	0-51
Nov. 5, 1994	8/6 Florida State	L	10-41
Oct. 21, 1995	1/1 Florida State	L	10-42
Nov. 2, 1996	3/2 Florida State	L	3-49
Oct. 18, 1997	at 3/3 Florida State	L	0-38
Oct. 30, 1997	13/16 North Carolina	L	13-16
Oct. 17, 1998	7/6 Virginia	W	41-38
Oct. 24, 1998	6/6 Florida State	L	7-34
Sept. 11, 1999	at 1/1 Florida State	L	35-41
Sept. 9, 2000	2/2 Florida State	L	21-26
Oct. 28, 2000	at 5/4 Clemson	W	31-28
Nov. 2, 2002	at 10/8 NC State	W	24-17
Nov. 30, 2002	at 5/5 Georgia	L	7-51
Sept. 13, 2003	at 10/11 Florida State	L	13-14
Nov. 29, 2003	5/5 Georgia	L	17-34
Oct. 2, 2004	4/4 Miami	L	7-24
Nov. 27, 2004	at 8/7 Georgia	L	13-19
Sept. 24, 2005	at 4/4 Virginia Tech	L	7-51
Nov. 19, 2005	at 3/3 Miami	W	14-10
Sept. 2, 2006	2/3 Notre Dame	L	10-14
Sept. 30, 2006	at 11/10 Virginia Tech	W	38-27
Nov. 24, 2007	6/7 Georgia	L	17-31
Oct. 17, 2009	4/4 Virginia Tech	W	28-23
Oct. 29, 2011	6/6 Clemson	W	31-17
Nov. 10, 2011	10/9 Virginia Tech	L	26-37
Nov. 24, 2012	at 3/3 Georgia	L	10-42
Nov. 14, 2013	at 8/6 Clemson	L	31-55
Nov. 29, 2014	at 9/10 Georgia	WOT	30-24
Dec. 6, 2014	vs. 2/2 Florida State	L	35-37
Dec. 31, 2014	vs. 8/8 Mississippi State	W	49-34
Sept. 19, 2015	at 8/10 Notre Dame	L	22-30
Oct. 10, 2015	at 6/6 Clemson	L	24-43
Oct. 24, 2015	at 9/9 Florida State	W	22-16
Sept. 22, 2016	No. 5/3 Clemson	L	7-26

Last win vs. Top 10 team Oct. 24, 2015

Last home win vs. Top 10 team Oct. 24, 2015

Last road win vs. Top 10 team Nov. 29, 2014

Last bowl win vs. Top 10 team Dec. 31, 2014

Last ACC win vs. Top 10 team Oct. 24, 2015

Longest win streak vs. Top 10 6 (1959-1962)

Longest losing streak vs. Top 10 25 (1966-1980)

Most Common Top 10 Opponent Georgia, 16

THANKSGIVING GAMES — 20-12-2

Date	Opponent	W/L/T	Score
Nov. 30, 1893	St. Albans	L	0-6
Nov. 30, 1899	at Clemson	L	5-41
Nov. 27, 1902	at Alabama	L	0-26
Nov. 26, 1903	South Carolina	L	0-16
Nov. 30, 1905	Clemson	W	17-12
Nov. 29, 1906	Clemson	L	0-10
Nov. 28, 1907	Clemson	L	5-6
Nov. 26, 1908	Clemson	W	30-6
Nov. 25, 1909	Clemson	W	29-3
Nov. 24, 1910	Clemson	W	34-0
Nov. 30, 1911	Clemson	W	31-0
Nov. 28, 1912	Clemson	W	23-0
Nov. 27, 1913	Clemson	W	34-0
Nov. 26, 1914	Clemson	W	26-6
Nov. 25, 1915	Auburn	W	7-0
Nov. 30, 1916	Auburn	W	33-7
Nov. 22, 1917	Auburn	W	68-7
Nov. 28, 1918	Auburn	W	41-0
Nov. 27, 1919	Auburn	L	7-14
Nov. 25, 1920	Auburn	W	34-0
Nov. 24, 1921	Auburn	W	14-0
Nov. 30, 1922	Auburn	W	14-6
Nov. 29, 1923	Auburn	T	0-0
Nov. 27, 1924	Auburn	W	7-0
Nov. 26, 1925	Auburn	T	7-7
Nov. 25, 1926	Auburn	W	20-7
Nov. 24, 1927	Auburn	W	18-0
Nov. 29, 1928	Auburn	W	51-0
Nov. 28, 1929	Auburn	W	19-6
Nov. 27, 1930	Florida	L	7-55
Nov. 25, 1971	Georgia	L	24-28
Nov. 27, 1975	Georgia	L	26-42
Nov. 25, 1993	Georgia	L	10-43
Nov. 23, 1995	Georgia	L	17-18

CHRISTMAS DAY GAMES — 1-1

Date	Opponent	W/L	Score
Dec. 25, 1978	vs. Purdue	L	21-41
Dec. 25, 1991	vs. Stanford	W	18-17

NEW YEAR'S EVE GAMES — 5-4

Date	Opponent	W/L	Score
Dec. 31, 1965	vs. Texas Tech	W	31-21
Dec. 31, 1985	vs. Michigan State	W	17-14
Dec. 31, 2002	vs. Fresno State	L	21-30
Dec. 31, 2007	vs. Fresno State	L	28-40
Dec. 31, 2008	vs. LSU	L	3-38
Dec. 31, 2011	vs. Utah	LOT	27-30
Dec. 31, 2012	vs. USC	W	21-7
Dec. 31, 2014	vs. Mississippi State	W	49-34
Dec. 31, 2016	vs. Kentucky	W	33-18

NEW YEAR'S DAY GAMES — 11-4-0

Date	Opponent	W/L	Score
Jan. 1, 1929	vs. California	W	8-7
Jan. 1, 1940	vs. Missouri	W	21-7
Jan. 1, 1943	vs. Texas	L	7-14
Jan. 1, 1944	vs. Tulsa	W	20-18
Jan. 1, 1945	vs. Tulsa	L	12-26
Jan. 1, 1947	vs. Saint Mary's	W	41-19
Jan. 1, 1948	vs. Kansas	W	20-14
Jan. 1, 1952	vs. Baylor	W	17-14
Jan. 1, 1953	vs. Ole Miss	W	24-7
Jan. 1, 1954	vs. West Virginia	W	42-19
Jan. 1, 1955	vs. Arkansas	W	14-6
Jan. 1, 1991	vs. Nebraska	W	45-21
Jan. 1, 1999	vs. Notre Dame	W	35-28
Jan. 1, 2000	vs. Miami	L	13-28
Jan. 1, 2007	vs. West Virginia	L	35-38

HOMECOMING HISTORY — 52-15-1

Date	Opponent	W/L/T	Score	Attend.
Oct. 29, 1949	Duke	L	14-27	38,000
Oct. 28, 1950	Kentucky	L	14-28	35,000
Nov. 3, 1951	Duke	T	14-14	36,000
Oct. 25, 1952	Vanderbilt	W	30-0	35,373
Nov. 7, 1953	Clemson	W	20-7	35,000
Oct. 23, 1954	Kentucky	L	6-13	34,000
Oct. 29, 1955	Duke	W	27-0	40,000
Oct. 27, 1956	Tulane	W	40-0	40,000
Nov. 2, 1957	Duke	W	13-0	40,000
Nov. 15, 1958	Alabama	L	8-17	44,726
Oct. 31, 1959	Duke	L	7-10	44,174
Oct. 22, 1960	Tulane	W	14-6	43,608
Nov. 4, 1961	Florida	W	20-0	44,940
Oct. 27, 1962	Tulane	W	42-12	46,370
Nov. 2, 1963	Duke	W	30-6	52,266
Oct. 24, 1964	Tulane	W	7-6	45,129
Oct. 30, 1965	Duke	W	35-23	46,981
Nov. 12, 1966	Penn State	W	21-0	50,172
Nov. 4, 1967	Duke	W	19-7	50,103
Oct. 26, 1968	Tulane	W	23-19	47,481
Nov. 1, 1969	Duke	W	20-7	41,113
Nov. 7, 1970	Navy	W	30-8	50,105
Oct. 30, 1971	Duke	W	21-0	49,886
Oct. 28, 1972	Tulane	W	21-7	48,096
Nov. 3, 1973	Duke	W	12-10	47,129
Oct. 12, 1974	North Carolina	W	29-28	38,413
Nov. 1, 1975	Duke	W	21-6	44,116
Nov. 6, 1976	Notre Dame	W	23-14	50,079
Oct. 29, 1977	Duke	L	24-25	47,131
Oct. 28, 1978	Florida	W	17-13	44,866
Nov. 10, 1979	Air Force	W	21-0	30,113
Oct. 25, 1980	Tulane	L	14-31	35,119
Oct. 31, 1981	Duke	L	24-38	30,232
Oct. 30, 1982	Duke	L	21-38	36,562
Nov. 12, 1983	Wake Forest	W	49-33	26,330
Nov. 3, 1984	Duke	W	31-3	36,393
Oct. 12, 1985	Western Carolina	W	24-17	36,111
Nov. 1, 1986	Duke	W	34-6	37,102
Nov. 7, 1987	Virginia	L	14-23	38,111
Oct. 29, 1988	Duke	L	21-31	40,393
Oct. 21, 1989	North Carolina	W	17-14	41,114
Oct. 27, 1990	Duke	W	48-31	44,061
Oct. 26, 1991	North Carolina	W	35-14	45,542
Oct. 31, 1992	Duke	W	20-17	44,129
Nov. 6, 1993	Baylor	W	37-27	42,175
Nov. 19, 1994	Wake Forest	L	13-20	35,706
Oct. 28, 1995	Clemson	L	3-24	45,245
Oct. 26, 1996	UCF	W	27-20	43,610
Oct. 11, 1997	NC State	W	27-17	44,915
Oct. 17, 1998	Virginia	W	41-38	46,018
Oct. 9, 1999	North Carolina	W ^{OT}	31-24	46,110
Oct. 14, 2000	Wake Forest	W	52-20	43,829
Oct. 20, 2001	NC State	W	27-17	41,942
Oct. 26, 2002	Virginia	W	23-15	42,727
Oct. 4, 2003	NC State	W	29-21	50,113
Oct. 16, 2004	Duke	W	24-7	46,856
Oct. 29, 2005	Clemson	W	10-9	55,000
Oct. 28, 2006	Miami	W	30-23	55,320
Oct. 20, 2007	Army	W	34-10	50,242
Oct. 25, 2008	Virginia	L	17-24	47,416
Oct. 17, 2009	Virginia Tech	W	28-23	54,405
Oct. 9, 2010	Virginia	W	33-21	48,016
Oct. 29, 2011	Clemson	W	31-17	55,646
Oct. 27, 2012	BYU	L	17-41	50,103
Nov. 2, 2013	Pittsburgh	W	21-10	52,312
Nov. 1, 2014	Virginia	W	35-10	46,657
Oct. 24, 2015	Florida State	W	22-16	55,000
Oct. 29, 2016	Duke	W	38-35	43,886

HOMECOMING OPPONENTS

Opponent	Games	Record
Air Force	1	1-0-0
Alabama	1	0-1-0
Army	1	1-0-0
Baylor	1	1-0-0
BYU	1	0-1-0
Clemson	4	3-1-0
Duke	22	15-6-1
Florida	2	2-0-0
Florida State	1	1-0-0
Kentucky	2	0-2-0
Miami	1	1-0-0
Navy	1	1-0-0
NC State	3	3-0-0
North Carolina	4	4-0-0
Notre Dame	1	1-0-0
Penn State	1	1-0-0
Pittsburgh	1	1-0-0
Tulane	7	6-1-0
UCF	1	1-0-0
Vanderbilt	1	1-0-0
Virginia	6	4-2-0
Virginia Tech	1	1-0-0
Wake Forest	3	2-1-0
Western Carolina	1	1-0-0

CONFERENCE/ NON-CONFERENCE

Conference Games	37	29-8-0
SEC	8	5-3-0
ACC	28	24-5-0
Non-Conference	31	23-7-1

MONTH

October	46	34-12-0
November	22	18-3-1

STREAKS

Longest Win Streak	17	(1960-76)
Longest Losing Streak	3	(1980-82)
Current Streak		W4

GEORGIA TECH ON TV

1948

Oct. 2, 1948	Tulane	W	13-7	WSB
Nov. 6, 1948	Tennessee	L	6-13	WSB
Nov. 1, 1948	Alabama	L	12-14	WSB

1949

Sept. 24, 1949	Vanderbilt	W	12-7	WSB
Oct. 8, 1949	Washington & Lee	W	36-0	WSB
Oct. 15, 1949	Auburn	W	35-21	WSB
Oct. 29, 1949	Duke	L	14-27	WSB
Nov. 19, 1949	South Carolina	W	13-3	WSB
Nov. 26, 1949	Georgia	W	7-6	WSB

1952

Nov. 15, 1952	Alabama	W	7-3	WSB
Jan. 1, 1953	vs. Ole Miss [®]	W	24-7	ABC

1953

Jan. 1, 1954	vs. West Virginia [®]	W	42-19	ABC
--------------	--------------------------------	---	-------	-----

1954

Nov. 13, 1954	Alabama	W	20-0	WSB
Jan. 1, 1955	vs. Arkansas [®]	W	14-6	NBC

1955

Sept. 17, 1955	Miami	W	14-6	NBC
Jan. 2, 1956	vs. Pittsburgh [®]	W	7-0	ABC

1956

Sept. 22, 1956	at Kentucky	W	14-6	NBC
Dec. 29, 1956	vs. Pittsburgh [®]	W	21-14	CBS

1959

Jan. 2, 1960	vs. Arkansas [®]	L	7-14	CBS
--------------	---------------------------	---	------	-----

1961

Dec. 30, 1961	vs. Penn State [®]	L	15-30	CBS
---------------	-----------------------------	---	-------	-----

1962

Oct. 2, 1962	LSU	L	7-10	NBC
Dec. 22, 1962	vs. Missouri [®]	L	10-14	CBS

1963

Sept. 14, 1963	Florida	W	9-0	ABC
----------------	---------	---	-----	-----

1965

Dec. 31, 1965	vs. Texas Tech [®]	W	31-21	ABC
---------------	-----------------------------	---	-------	-----

1966

Oct. 8, 1966	Tennessee	W	6-3	ABC
Jan. 2, 1967	vs. Florida [®]	L	12-27	NBC

1967

Oct. 14, 1967	at Tennessee	L	13-24	ABC
Nov. 25, 1967	Georgia	L	14-21	ABC

1969

Nov. 15, 1969	Notre Dame	L	20-38	ABC
---------------	------------	---	-------	-----

1970

Dec. 19, 1970	vs. Texas Tech [®]	W	17-9	CBS
---------------	-----------------------------	---	------	-----

1971

Nov. 25, 1971	Georgia (THK)	L	24-28	ABC
Dec. 30, 1971	vs. Ole Miss [®]	L	18-41	N/A

1972

Sept. 9, 1972	Tennessee	L	3-34	ABC
Dec. 18, 1972	vs. Iowa State [®]	W	31-30	ABC

1974

Sept. 9, 1974	Notre Dame	L	7-31	ABC
Oct. 26, 1974	Tulane	W	27-7	ABC

1975

Nov. 27, 1975	Georgia (THK)	L	26-42	ABC
---------------	---------------	---	-------	-----

1976

Sept. 11, 1976	South Carolina	L	17-27	ABC
----------------	----------------	---	-------	-----

1978

Oct. 21, 1978	at Auburn	W	24-10	ABC
Oct. 28, 1978	Florida	W	17-13	ABC
Dec. 2, 1978	at Georgia	L	28-29	ABC
Dec. 25, 1978	vs. Purdue [®]	L	21-41	CBS

1979

Sept. 8, 1979	Alabama	L	6-30	ABC
Nov. 24, 1979	at Georgia	L	3-16	ABC

1981

Sept. 12, 1981	at Alabama [%]	W	24-21	ESPN
Nov. 28, 1981	Georgia	L	7-44	ABC

1982

Oct. 23, 1982	Tennessee	W	31-21	ABC
---------------	-----------	---	-------	-----

1983

Oct. 24, 1983	at Clemson	L	14-41	ESPN
Nov. 3, 1983	Virginia (TH)	W	31-27	TBS

1984

Sept. 15, 1984	Alabama	W	16-6	TBS
Sept. 29, 1984	Clemson	W	28-21	ESPN
Oct. 6, 1984	NC State	L	22-27	ACC
Dec. 14, 1984	at Georgia	W	35-18	ACC

1985

Sept. 14, 1985	at NC State	W	28-18	ACC
Oct. 5, 1985	North Carolina	W	31-0	ACC
Oct. 19, 1985	Auburn	L	14-17	CBS
Oct. 26, 1985	at Tennessee	T	6-6	ESPN
Nov. 16, 1985	Wake Forest	W	41-10	ACC
Nov. 30, 1985	Georgia	W	20-16	TBS
Dec. 31, 1985	vs. Michigan State [®]	W	17-14	TBS

1986

Sept. 27, 1986	Clemson	L	3-27	ACC
Oct. 11, 1986	NC State	W	59-21	ACC
Oct. 25, 1986	Tennessee	W	14-13	TBS
Nov. 22, 1986	at Wake Forest	L	21-24	ACC
Nov. 29, 1986	at Georgia	L	24-31	TBS

1987

Sept. 26, 1987	at Clemson	L	12-33	ACC
Oct. 3, 1987	at NC State	L	0-17	ACC
Nov. 7, 1987	Virginia	L	14-23	ACC
Nov. 28, 1987	Georgia	L	16-30	ESPN

1988

Sept. 17, 1988	at Virginia	L	16-17	ACC
Oct. 1, 1988	NC State	L	6-14	ACC
Oct. 8, 1988	at Maryland	L	8-13	ACC
Nov. 26, 1988	at Georgia	L	3-24	TBS

1989

Sept. 9, 1989	at NC State	L	28-38	ACC
Sept. 16, 1989	Virginia	L	10-17	ACC
Nov. 18, 1989	Wake Forest	W	43-14	ACC

1990

Sept. 8, 1990	NC State	W	21-13	ACC
Sept. 29, 1990	South Carolina	W	27-6	ESPN
Oct. 6, 1990	at Maryland	W	31-3	ACC
Oct. 13, 1990	Clemson	W	21-19	ACC
Oct. 27, 1990	Duke	W	48-31	ACC
Nov. 3, 1990	at Virginia	W	41-38	CBS
Dec. 1, 1990	at Georgia	W	40-23	TBS
Jan. 1, 1991	vs. Nebraska [®]	W	45-21	ABC

1991

Aug. 28, 1991	Penn State (WD)	L	22-34	n/a
Sept. 19, 1991	Virginia (TH)	W	24-21	ESPN
Sept. 28, 1991	at Clemson	L	7-9	ABC
Oct. 5, 1991	NC State	L	21-28	ACC
Oct. 12, 1991	Maryland	W	34-10	ACC
Oct. 26, 1991	North Carolina	W	35-14	ACC
Nov. 16, 1991	Wake Forest	W	27-3	ACC
Nov. 30, 1991	Georgia	L	15-18	ACC
Dec. 25, 1991	vs. Stanford [®]	W	18-17	ACC

1992

Sept. 26, 1992	Clemson	W	20-16	ESPN
Oct. 3, 1992	NC State	W	16-13	ACC
Oct. 17, 1992	Florida State	L	24-29	ESPN
Oct. 24, 1992	at North Carolina	L	14-26	ABC
Oct. 31, 1992	Duke	W	20-17	ACC
Nov. 28, 1992	at Georgia	L	17-31	ESPN

1993

Sept. 16, 1993	Virginia (TH)	L	14-35	ESPN
Oct. 2, 1993	Florida State	L	0-51	ABC
Oct. 16, 1993	North Carolina	L	3-41	ABC
Oct. 23, 1993	at NC State	L	23-28	ACC
Oct. 30, 1993	at Duke	W	47-14	ACC
Nov. 13, 1993	at Wake Forest	W	38-28	ACC
Nov. 25, 1993	Georgia (THK)	L	10-43	ABC

1994

Sept. 1, 1994	Arizona (TH)	L	14-19	ESPN
Oct. 1, 1994	at NC State	L	13-21	ABC
Oct. 8, 1994	at North Carolina	L	24-31	ACC
Nov. 5, 1994	Florida State	L	10-41	ACC
Nov. 12, 1994	at Clemson	L	10-20	ACC
Nov. 25, 1994	at Georgia (FR)	L	10-48	ESPN

1995

Sept. 2, 1995	Furman	W	51-7	ACC
Sept. 7, 1995	at Arizona (TH)	L	19-20	n/a
Sept. 28, 1995	Maryland (TH)	W	31-3	ESPN
Oct. 14, 1995	North Carolina	W	27-25	ACC
Oct. 21, 1995	at Florida State	L	10-42	ABC
Oct. 28, 1995	Clemson	L	3-24	ACC
Nov. 23, 1995	Georgia (THK)	L	17-18	ABC

1996

Sept. 7, 1996	at NC State	W	28-16	ABC
Sept. 21, 1996	at North Carolina	L	0-16	ABC
Sept. 26, 1996	Duke (TH)	W	48-22	ESPN
Oct. 5, 1996	Virginia	W	13-7	ABC
Oct. 19, 1996	at Clemson	L	25-28	ABC
Oct. 26, 1996	UCF	W	27-2	n/a
Nov. 2, 1996	Florida State	L	3-49	ESPN
Nov. 14, 1996	at Maryland (TH)	L	10-13	ESPN
Nov. 30, 1996	at Georgia	L	10-19	CBS

1997

Sept. 6, 1997	at Notre Dame	L	13-17	NBC
Sept. 27, 1997	Clemson	W	23-20	ESPN
Oct. 4, 1997	at Boston College	W	42-14	CBS
Oct. 11, 1997	NC State	W	27-17	ABC
Oct. 18, 1997	at Florida State	L	0-38	ABC
Oct. 30, 1997	North Carolina (TH)	L	13-16	ESPN
Nov. 8, 1997	at Virginia	L	31-35	ABC
Nov. 22, 1997	Maryland	W	37-18	ABC
Nov. 29, 1997	Georgia	L	24-27	ABC
Dec. 29, 1997	vs. West Virginia [®]	W	35-30	TBS

1998

Sept. 5, 1998	Boston College	L	31-41	ABC
Sept. 26, 1998	at North Carolina	W	43-21	ESPN
Oct. 3, 1998	Duke	W	41-13	ACC
Oct. 10, 1998	NC State	W	47-24	ABC
Oct. 17, 1998	Virginia	W	41-38	ABC
Oct. 24, 1998	Florida State	L	7-34	ESPN
Oct. 31, 1998	at Maryland [#]	W	31-14	ACC
Nov. 12, 1998	at Clemson (TH)	W	24-21	ESPN
Nov. 28, 1998	at Georgia	W	21-19	CBS
Jan. 1, 1999	vs. Notre Dame [®]	W	35-28	NBC

1999

Sept. 4, 1999	at Navy	W	49-14	FSN
Sept. 11, 1999	at Florida State	L	35-41	ABC
Sept. 30, 1999	Maryland (TH)	W	49-31	ESPN
Oct. 9, 1999	North Carolina	W or	31-24	ABC
Oct. 16, 1999	at Duke	W	38-31	ACC
Oct. 30, 1999	NC State	W	48-21	ABC
Nov. 6, 1999	at Virginia	L	38-4	



2001

Aug. 26, 2001	vs. Syracuse	W	13-7	ABC
Sept. 8, 2001	at Navy	W	70-7	FSN
Sept. 29, 2001	Clemson	L or	44-47	ABC
Oct. 11, 2001	Maryland (TH)	L or	17-20	ESPN
Oct. 20, 2001	NC State	W	27-17	ABC
Nov. 1, 2001	North Carolina (TH)	W	28-21	ESPN
Nov. 17, 2001	at Wake Forest	W	38-33	ACC
Nov. 24, 2001	Georgia	L	17-31	ESPN
Dec. 1, 2001	at Florida State	L	17-28	ESPN
Dec. 27, 2001	vs. Stanford ^B	W	24-14	ESPN

2002

Aug. 31, 2002	Vanderbilt	W	45-3	n/a
Sept. 7, 2002	at Connecticut	W	31-14	n/a
Sept. 14, 2002	at Clemson	L	19-24	ESPN
Sept. 21, 2002	BYU	W	28-19	ABC
Sept. 28, 2002	North Carolina	W	21-13	ABC
Oct. 5, 2002	Wake Forest	L	21-24	ABC
Oct. 17, 2002	at Maryland (TH)	L	10-34	ESPN
Oct. 26, 2002	Virginia	W	23-15	ABC
Nov. 2, 2002	at NC State	W	24-17	ABC
Nov. 9, 2002	Florida State	L	13-21	ABC
Nov. 30, 2002	at Georgia	L	7-51	CBS
Dec. 31, 2002	vs. Fresno State ^B	L	21-30	ESPN2

2003

Aug. 28, 2003	at BYU (TH)	L	13-24	ESPN2
Sept. 6, 2003	Auburn	W	17-3	ABC
Sept. 13, 2003	at Florida State	L	13-14	ABC
Sept. 27, 2003	at Vanderbilt	W or	24-17	n/a
Oct. 4, 2003	NC State	W	29-21	ACC
Oct. 23, 2003	Maryland (TH)	W	7-3	ESPN
Nov. 15, 2003	North Carolina	W	41-24	ACC
Nov. 22, 2003	at Virginia	L	17-29	ACC
Nov. 29, 2003	Georgia	L	17-34	ABC
Jan. 4, 2004	vs. Tulsa ^B	W	52-10	ESPN2

2004

Sept. 11, 2004	at Clemson	W	28-24	ABC
Oct. 2, 2004	Miami	L	3-27	ABC
Oct. 9, 2004	at Maryland	W	20-7	ABC
Oct. 16, 2004	Duke	W	24-7	ACC
Oct. 28, 2004	Virginia Tech (TH)	L	20-34	ESPN
Nov. 6, 2004	at NC State	W	24-14	ACC
Nov. 20, 2004	Virginia	L	10-30	ABC
Nov. 27, 2004	at Georgia	L	13-19	CBS
Dec. 21, 2004	vs. Syracuse ^B	W	51-14	ESPN

2005

Sept. 3, 2005	at Auburn	W	23-14	ESPN
Sept. 10, 2005	North Carolina	W	27-21	ABC
Sept. 17, 2005	Connecticut	W	28-13	ESPN2
Sept. 24, 2005	at Virginia Tech	L	7-51	ABC
Oct. 6, 2005	NC State (TH)	L	14-17	ESPN
Oct. 15, 2005	at Duke	W	35-10	ESPN2
Oct. 29, 2005	Clemson	W	10-9	ESPN
Nov. 12, 2005	at Virginia	L	17-27	ABC
Nov. 19, 2005	at Miami	W	14-10	ESPN
Nov. 26, 2005	Georgia	L	7-14	ABC
Dec. 29, 2005	vs. Utah ^B	L	10-38	ESPN

2006

Sept. 2, 2006	Notre Dame	L	10-14	ABC
Sept. 21, 2006	Virginia (TH)	W	24-7	ESPN
Sept. 30, 2006	at Virginia Tech	W	38-27	ABC
Oct. 7, 2006	Maryland	W	27-23	ESPN2
Oct. 21, 2006	at Clemson	L	7-31	ESPN
Oct. 28, 2006	Miami	W	30-23	ABC
Nov. 4, 2006	at NC State	W	31-23	ESPN2
Nov. 11, 2006	at North Carolina	W	7-0	ACC
Nov. 25, 2006	at Georgia	L	12-15	CBS
Dec. 2, 2006	vs. Wake Forest ^A	L	6-9	ABC
Jan. 1, 2007	vs. West Virginia ^B	L	35-38	CBS

2007

Sept. 1, 2007	at Notre Dame	W	33-3	NBC
Sept. 8, 2007	Samford	W	69-14	ESPN2
Sept. 15, 2007	Boston College	L	10-24	ESPN2
Sept. 22, 2007	at Virginia	L	23-28	ESPN2
Sept. 29, 2007	Clemson	W	13-3	ABC
Oct. 6, 2007	at Maryland	L	26-28	ACC
Oct. 13, 2007	at Miami	W	17-14	ESPN
Oct. 20, 2007	Army	W	34-10	ACC
Nov. 1, 2007	Virginia Tech (TH)	L	3-27	ESPN
Nov. 17, 2007	North Carolina	W	27-25	ACC
Nov. 24, 2007	Georgia	L	17-31	ABC
Dec. 31, 2007	vs. Fresno State ^B	L	28-40	ESPN2

2008

Sept. 6, 2008	at Boston College	W	19-16	ACC
Sept. 13, 2008	at Virginia Tech	L	17-20	ABC
Sept. 20, 2008	Mississippi State	W	38-7	ACC
Oct. 4, 2008	Duke	W	27-0	ESPN2
Oct. 18, 2008	at Clemson	W	21-17	ESPN
Oct. 25, 2008	Virginia	L	17-24	ESPN2
Nov. 1, 2008	Florida State	W	31-28	ABC
Nov. 8, 2008	at North Carolina	L	7-28	ACC
Nov. 20, 2008	Miami (TH)	W	41-23	ESPN
Nov. 29, 2008	at Georgia	W	45-42	CBS
Dec. 31, 2008	vs. LSU ^B	L	3-38	ESPN

2009

Sept. 10, 2009	Clemson (TH)	W	30-27	ESPN
Sept. 17, 2009	at Miami (TH)	L	17-33	ESPN
Sept. 26, 2009	North Carolina	W	24-7	ACC
Oct. 3, 2009	at Mississippi St.	W	42-31	CSS
Oct. 10, 2009	at Florida State	W	49-44	ESPN2
Oct. 17, 2009	Virginia Tech	W	28-23	ESPN2
Oct. 24, 2009	at Virginia	W	34-9	ACC
Oct. 31, 2009	at Vanderbilt	W	56-31	n/a
Nov. 7, 2009	Wake Forest	W or	30-27	ABC
Nov. 14, 2009	at Duke	W	49-10	ESPN2
Nov. 28, 2009	Georgia	L	24-30	ABC
Dec. 5, 2009	vs. Clemson ^A	W	39-34	ESPN
Jan. 5, 2010	vs. Iowa ^B	L	14-24	FOX

2010

Sept. 4, 2010	South Carolina St.	W	41-10	ESPN3
Sept. 11, 2010	at Kansas	L	25-28	FSN
Sept. 18, 2010	at North Carolina	W	30-24	ACC
Sept. 25, 2010	NC State	L	28-45	ESPN
Oct. 2, 2010	at Wake Forest	W	24-20	ESPN2
Oct. 9, 2010	Virginia	W	33-21	ESPN2
Oct. 16, 2010	Middle Tennessee	W	42-14	ESPN3
Oct. 23, 2010	at Clemson	L	13-27	ABC/ESPN
Nov. 4, 2010	at Va. Tech (TH)	L	21-28	ESPN
Nov. 13, 2010	Miami	L	10-35	ACC
Nov. 20, 2010	Duke	W	30-20	ESPN3
Nov. 27, 2010	at Georgia	L	34-42	ESPN
Dec. 27, 2010	vs. Air Force ^B	L	7-14	ESPN2

2011

Sept. 1, 2011	Western Carolina	W	63-21	ESPN3
Sept. 10, 2011	at Middle Tenn.	W	49-21	ESPN3
Sept. 17, 2011	Kansas	W	66-24	FSN
Sept. 24, 2011	North Carolina	W	35-28	ESPN
Oct. 1, 2011	at NC State	W	45-34	ABC/ESPN
Oct. 8, 2011	Maryland	W	21-16	ESPN2
Oct. 15, 2011	at Virginia	L	21-24	ESPN2
Oct. 22, 2011	at Miami	L	7-24	ESPN
Oct. 29, 2011	Clemson	W	31-17	ACC
Nov. 10, 2011	Virginia Tech (TH)	L	26-37	ESPN
Nov. 19, 2011	at Duke	W	38-31	ACC
Nov. 26, 2011	Georgia	L	17-31	ESPN
Dec. 31, 2011	vs. Utah ^B	L or	27-30	ACC

2012

Sept. 3, 2012	at Va. Tech (MO)	L or	17-20	ESPN
Sept. 8, 2012	Presbyterian	W	59-3	ESPN3
Sept. 15, 2012	Virginia	W	56-20	ESPN2
Sept. 22, 2012	Miami	L or	36-42	FSN
Sept. 29, 2012	Middle Tennessee	L	28-49	FSN
Oct. 6, 2012	at Clemson	L	31-47	ESPN
Oct. 20, 2012	Boston College	W	37-17	FSN
Oct. 27, 2012	BYU	L	17-41	FSN
Nov. 3, 2012	at Maryland	W	33-13	ACC
Nov. 10, 2012	at North Carolina	W	68-50	ACC
Nov. 17, 2012	Duke	W	42-24	ESPN2
Nov. 24, 2012	at Georgia	L	10-42	ESPN
Dec. 1, 2012	vs. Florida State ^A	L	15-21	ESPN
Dec. 31, 2012	vs. USC ^B	W	21-7	CBS

2013

Aug. 31, 2013	Elon	W	70-0	ESPN3
Sept. 14, 2013	at Duke	W	38-14	ESPN2
Sept. 21, 2013	North Carolina	W	28-20	ESPN
Sept. 26, 2013	Virginia Tech (TH)	L	10-17	ESPN
Oct. 5, 2013	at Miami	L	30-45	ESPN2
Oct. 12, 2013	at BYU	L	20-38	ESPN2
Oct. 19, 2013	Syracuse	W	56-0	ACC
Oct. 26, 2013	at Virginia	W	35-25	ACC
Nov. 2, 2013	Pittsburgh	W	21-10	ESPN2
Nov. 14, 2013	at Clemson (TH)	L	31-55	ESPN
Nov. 23, 2013	Alabama A&M	W	66-7	ESPN3
Nov. 30, 2013	Georgia 2OT	L	34-41	ABC
Dec. 30, 2013	vs. Ole Miss ^B	W	17-25	ESPN

2014

Aug. 30, 2014	Wofford	W	38-19	RSN
Sept. 6, 2014	at Tulane	W	38-21	ESPN2
Sept. 13, 2014	Georgia Southern	W	42-38	RSN
Sept. 20, 2014	at Virginia Tech	W	27-24	ESPN
Oct. 4, 2014	Miami	W	28-17	ESPN2
Oct. 11, 2014	Duke	L	25-31	ACC
Oct. 18, 2014	at North Carolina	L	43-48	ESPN2
Oct. 25, 2014	at Pittsburgh	W	56-28	ESPN2
Nov. 1, 2014	Virginia	W	35-10	ESPN2
Nov. 8, 2014	at NC State	W	56-23	ACC
Nov. 15, 2014	Clemson	W	28-6	ESPN
Nov. 29, 2014	at Georgia OT	W	30-24	SEC
Dec. 6, 2014	vs. Florida State ^A	L	35-37	ABC
Dec. 31, 2014	vs. Mississippi St. ^B	W	49-34	ESPN

2015

Sept. 3, 2015	Alcorn State	W	69-6	FSN
Sept. 12, 2015	Tulane	W	65-10	FSN
Sept. 19, 2015	at Notre Dame	L	22-30	NBC
Sept. 26, 2015	at Duke	L	20-34	ESPN2
Oct. 3, 2015	North Carolina	L	31-38	ESPN2
Oct. 10, 2015	at Clemson	L	24-43	ABC/ESPN2
Oct. 17, 2015	Pittsburgh	L	28-31	ACC
Oct. 24, 2015	Florida State	W	22-16	ESPN2
Oct. 31, 2015	at Virginia	L	21-27	FSN
Nov. 12, 2015	Virginia Tech (TH)	L	21-23	ESPN
Nov. 21, 2015	at Miami	L	21-28	ACC
Nov. 28, 2015	Georgia	L	7-13	ESPN2

2016

Sept. 3, 2016	vs. Boston Coll. ^A	W	17-14	ESPN2
Sept. 10, 2016	Mercer	W	35-10	ACCX
Sept. 17, 2016	Vanderbilt	W	38-7	ACC
Sept. 22, 2016	Clemson (TH)	L	7-26	ESPN
Oct. 1, 2016	Miami	L	21-35	ESPN2
Oct. 8, 2016	at Pittsburgh	L	34-37	ACCN
Oct. 15, 2016	Ga. Southern	W	35-24	RSN
Oct. 29, 2016	Duke	W	38-35	FSN
Nov. 5, 2016	at North Carolina	L	20-48	ACC
Nov. 12, 2016	at Virginia Tech	W	30-20	ESPN2
Nov. 19, 2016	Virginia	W	31-17	ACC
Nov. 26, 2016	at Georgia	W	28-27	SEC
Dec. 31, 2016	vs. Kentucky ^B	W	33-18	ESPN

- KEY**
- ACC – Raycom, ACC Network
 - ACCX – ACC Network Extra
 - FSN – Fox Sports Net, Fox Sports South
 - RSN – Regional Sports Network
 - A – ACC Championship game
 - B – Bowl game
 - # – Baltimore, Md.
 - % – Birmingham, Ala.
 - ^ – Dublin, Ireland
 - THK – Thanksgiving
 - MO – Monday
 - WD – Wednesday
 - TH – Thursday
 - FR – Friday

GEORGIA TECH ALL-TIME BOWL RESULTS (25-19)

DATE	BOWL	CITY	RESULT		NOTE
Jan. 1, 1929	Rose Bowl	Pasadena, Calif.	Georgia Tech 8	Cal 7	Wrong Way Roy Riegels helps Golden Tornado to perfect 10-0 season
Jan. 1, 1940	Orange Bowl	Miami, Fla.	Georgia Tech 21	Missouri 7	21 straight points makes first of seven Orange Bowl trips a success
Jan. 1, 1943	Cotton Bowl	Dallas, Texas	Texas 14	Georgia Tech 7	Gallant Tech comeback falls short when drive stalls on 3-yard line
Jan. 1, 1944	Sugar Bowl	New Orleans, La.	Georgia Tech 20	Tulsa 18	Tech overcomes 18-7 second-half deficit, blanks Tulsa in 2nd half
Jan. 1, 1945	Orange Bowl	Miami, Fla.	Tulsa 26	Georgia Tech 12	Frank Broyles' 304-yard passing effort can't overcome 20-0 deficit
Jan. 1, 1947	Oil Bowl	Houston, Texas	Georgia Tech 41	Saint Mary's 19	Yellow Jackets pick off eight St. Mary's passes in the rain and mud
Jan. 1, 1948	Orange Bowl	Miami, Fla.	Georgia Tech 20	Kansas 14	Tech forces fumble inside 1-yard line to foil Kansas' frenzied rally
Jan. 1, 1952	Orange Bowl	Miami, Fla.	Georgia Tech 17	Baylor 14	Pepper Rodgers' field goal secures win, 11-0-1 season for Tech
Jan. 1, 1953	Sugar Bowl	New Orleans, La.	Georgia Tech 24	Ole Miss 7	National championship clinched after scoring 24 straight points
Jan. 1, 1954	Sugar Bowl	New Orleans, La.	Georgia Tech 42	West Virginia 19	Tech unleashes aerial attack, completing 20-of-35 for 268 yards
Jan. 2, 1955	Cotton Bowl	Dallas, Texas	Georgia Tech 14	Arkansas 6	Jackets complete "grand slam" with wins in all four major bowls
Jan. 2, 1956	Sugar Bowl	New Orleans, La.	Georgia Tech 7	Pitt 0	Wade Mitchell scores only TD, Tech wins fifth straight major bowl
Dec. 29, 1956	Gator Bowl	Jacksonville, Fla.	Georgia Tech 21	Pitt 14	Tech wins sixth straight bowl, beats Pitt for second straight year
Jan. 2, 1960	Gator Bowl	Jacksonville, Fla.	Arkansas 14	Georgia Tech 7	Former Tech star Frank Broyles coaches Razorbacks to win
Dec. 30, 1961	Gator Bowl	Jacksonville, Fla.	Penn State 30	Georgia Tech 15	Tech bolts to 9-0 lead, but State's Galen Hall passes for 3 TDs
Dec. 22, 1962	Bluebonnet Bowl	Houston, Texas	Missouri 14	Georgia Tech 10	MU's Bill Tobin runs for 114 yards, Tech throws four interceptions
Dec. 31, 1965	Gator Bowl	Jacksonville, Fla.	Georgia Tech 31	Texas Tech 21	QB Jerry Priestley's 1-yard TD early in fourth quarter keys Jackets
Jan. 2, 1967	Orange Bowl	Miami, Fla.	Florida 27	Georgia Tech 12	Steve Spurrier quarterbacks Gators past Bobby Dodd, Jackets
Dec. 19, 1970	Sun Bowl	El Paso, Texas	Georgia Tech 17	Texas Tech 9	Jackets defense pitches first-half shut out, builds 10-0 lead
Dec. 30, 1971	Peach Bowl	Atlanta, Ga.	Ole Miss 41	Georgia Tech 18	Despite 317 yards total offense, Tech blown out in Atlanta bowl
Dec. 18, 1972	Liberty Bowl	Memphis, Tenn.	Georgia Tech 31	Iowa State 30	Back-up QB Jim Stevens throws for 3 TDs, ISU fails on 2-pointer
Dec. 25, 1978	Peach Bowl	Atlanta, Ga.	Purdue 41	Georgia Tech 21	With Eddie Lee Ivey out with injury, Tech has 12 yards rushing
Dec. 31, 1985	All-American Bowl	Birmingham, Ala.	Georgia Tech 17	Michigan State 14	Malcolm King runs for 122 yards and scores winning TD late
Jan. 1, 1991	Florida Citrus Bowl	Orlando, Fla.	Georgia Tech 45	Nebraska 21	Tech clinches UPI national title behind MVP QB Shawn Jones
Dec. 25, 1991	Aloha Bowl	Honolulu, Hawaii	Georgia Tech 18	Stanford 17	Jimmy Lincoln's 2-point conversion with 14 seconds left seals win
Dec. 29, 1997	Carquest Bowl	Miami Gardens, Fla.	Georgia Tech 35	West Virginia 30	MVP Joe Hamilton has 356 yards total offense, three touchdowns
Jan. 1, 1999	Gator Bowl	Jacksonville, Fla.	Georgia Tech 35	Notre Dame 28	Joe Hamilton threw three TD passes and caught another
Jan. 1, 2000	Gator Bowl	Jacksonville, Fla.	Miami 28	Georgia Tech 13	Five-game bowl win streak ends, two Canes rush for 100 yards
Dec. 29, 2000	Chick-fil-A Bowl	Atlanta, Ga.	LSU 28	Georgia Tech 14	Tech can't overcome six turnovers, lose to Nick Saban's Tigers
Dec. 27, 2001	Seattle Bowl	Seattle, Wash.	Georgia Tech 24	Stanford 14	Godsey, Campbell, interim coach lead Tech in first Seattle Bowl
Dec. 31, 2002	Silicon Valley Classic	San Jose, Calif.	Fresno State 30	Georgia Tech 21	Tech makes strong rally, but Bulldogs score game's final 10 points
Jan. 4, 2004	Humanitarian Bowl	Boise, Idaho	Georgia Tech 52	Tulsa 10	P.J. Daniels rushes for 307 yards, four TDs, Tech defense shines
Dec. 21, 2004	Champs Sports Bowl	Orlando, Fla.	Georgia Tech 51	Syracuse 14	Tech has 514 yards of total offense, Reggie Ball throws for 2 TDs
Dec. 29, 2005	Emerald Bowl	San Francisco, Calif.	Utah 38	Georgia Tech 10	Utah rolls up 550 yards of offense, blanks Tech in second half
Jan. 1, 2007	Gator Bowl	Jacksonville, Fla.	West Virginia 38	Georgia Tech 35	Tashard Choice's 169 yards not enough, Pat White leads WVU
Dec. 31, 2007	Humanitarian Bowl	Boise, Idaho	Fresno State 40	Georgia Tech 28	State scores 27 unanswered points after Tech's early 7-0 lead
Dec. 31, 2008	Chick-fil-A Bowl	Atlanta, Ga.	LSU 38	Georgia Tech 3	Charles Scott runs for three TDs, Tech loses at Georgia Dome
Jan. 5, 2010	FedEx Orange Bowl	Miami Gardens, Fla.	Iowa 24	Georgia Tech 14	Tech digs 14-point hole early in first BCS bowl appearance
Dec. 27, 2010	Independence Bowl	Shreveport, La.	Air Force 14	Georgia Tech 7	Tevin Washington rushes for 131 yards, but special teams prove costly
Dec. 31, 2011	Hyundai Sun Bowl	El Paso, Texas	Utah 30	Georgia Tech 27 (OT)	Tech leads by 14 at half, but Utes comeback ends with OT touchdown
Dec. 31, 2012	Hyundai Sun Bowl	El Paso, Texas	Georgia Tech 21	USC 7	David Sims rushed for 99 yards as Tech snapped 7-game bowl skid
Dec. 30, 2013	Music City Bowl	Nashville, Tenn.	Ole Miss 25	Georgia Tech 17	GT rallied with 10 points in fourth quarter, threw INT on final possession
Dec. 31, 2014	Capital One Orange Bowl	Miami Gardens, Fla.	Georgia Tech 49	Mississippi State 34	GT rushed for bowl-record 452 yards; Thomas & Days each rush for 3 TD
Dec. 31, 2016	TaxSlayer Bowl	Jacksonville, Fla.	Georgia Tech 33	Kentucky 18	Butker kicks GT bowl-record 4 FG; Davis returns fumble 38 yds for TD

GEORGIA TECH BOWL HISTORY

MOST BOWL APPEARANCES

Alabama.....	66
Nebraska.....	53
Texas.....	53
Georgia.....	52
Tennessee.....	52
USC.....	51
Oklahoma.....	50
LSU.....	48
Ohio State.....	47
Penn State.....	47
Florida State.....	46
Michigan.....	45
GEORGIA TECH.....	44
Florida.....	43
Arkansas.....	42

MOST BOWL VICTORIES

Alabama.....	38
USC.....	34
Georgia.....	30
Oklahoma.....	29
Penn State.....	28
Tennessee.....	28
Florida State.....	27
Texas.....	27
Nebraska.....	26
GEORGIA TECH.....	25
LSU.....	25
Ole Miss.....	24

HIGHEST BOWL WINNING PCT.

MINIMUM 15 BOWL VICTORIES

Utah.....	800	16-4
USC.....	667	34-17
Oklahoma State.....	630	17-10
Florida State.....	622	27-16-2
Syracuse.....	620	15-9-1
Penn State.....	617	28-17-2
Georgia.....	606	30-19-3
Alabama.....	598	38-25-3
Oklahoma.....	590	29-20-1
Auburn.....	585	23-16-2
GEORGIA TECH.....	568	25-19
NC State.....	550	16-13-1
Tennessee.....	538	28-24
Texas.....	528	27-24-2

ALL-TIME CONSECUTIVE BOWL APPEARANCES

Nebraska.....	35 (1969-03)
Michigan.....	35 (1975-07)
Florida State.....	34 (1982-15)
Alabama.....	25 (1959-83)
Virginia Tech.....	23 (1993-15)
Florida.....	22 (1991-12)
Georgia.....	19 (1997-15)
GEORGIA TECH.....	18 (1997-14)
BYU.....	17 (1978-94)
Oklahoma.....	17 (1999-15)
Tennessee.....	16 (1989-04)
LSU.....	16 (2000-15)

CONSECUTIVE BOWL VICTORIES

Florida State.....	11 (1985-95)
USC.....	9 (1923-45)
Boston College.....	8 (2000-07)
GEORGIA TECH.....	8 (1947-56)
Utah.....	7 (2003-09)
UCLA.....	7 (1982-88)
Syracuse.....	7 (1989-96)
Alabama.....	6 (1975-80)
Colorado.....	6 (1993-99)
Florida State.....	6 (2008-13)
Nebraska.....	6 (1969-74)
USC.....	6 (1974-79)

GEORGIA TECH BY BOWL GAME

All-American.....	1-0
Aloha.....	1-0
Bluebonnet.....	0-1
Carquest/Champs.....	2-0
Chick-fil-A/Peach.....	0-4
Cotton.....	1-1
Florida Citrus.....	1-0
Emerald.....	0-1
Gator/TaxSlayer.....	4-4
BYU.....	1-1
Humanitarian.....	1-1
Independence.....	0-1
Liberty.....	1-0
Music City.....	0-1
Oil.....	1-0
Orange.....	4-3
Rose.....	1-0
Seattle.....	1-0
Silicon Valley.....	0-1
Sugar.....	4-0
Sun.....	2-1

GEORGIA TECH BY BOWL OPPONENT (FBS ONLY)

Air Force.....	0-1
Arkansas.....	1-1
Baylor.....	1-0
Cal.....	1-0
Florida.....	0-1
Fresno State.....	0-2
Iowa.....	0-1
Iowa State.....	1-0
Kansas.....	1-0
Kentucky.....	1-0
LSU.....	0-2
Miami.....	0-1
Michigan State.....	1-0
Ole Miss.....	1-2
Mississippi State.....	1-0
Missouri.....	1-1
Nebraska.....	1-0
Notre Dame.....	1-0
Penn State.....	0-1
Pittsburgh.....	2-0
Purdue.....	0-1
Saint Mary's.....	1-0
Stanford.....	2-0
Syracuse.....	1-0
Texas.....	0-1
Texas Tech.....	2-0
Tulsa.....	2-1
USC.....	1-0
Utah.....	0-2
West Virginia.....	2-1



Led by Synjyn Days' career-high 171 rushing yards, Georgia Tech shattered an Orange Bowl and school bowl game record with 452 yards on the ground vs. Mississippi State.

TEAM

GAME

Points Scored (Game)	52	vs. Tulsa (2004 Humanitarian)
Points Scored (Half)	42 (2nd)	vs. Tulsa (2004 Humanitarian)
Points Allowed	41	vs. Ole Miss (1971 Peach) vs. Purdue (1978 Peach)
Fewest Points Scored	3	vs. LSU (2008 Chick-fil-A)
Fewest Points Allowed	0	vs. Pittsburgh (1956 Sugar)
Total Offense	577	vs. Mississippi State (2014 Orange)
Fewest Total Offense Allowed	66	vs. California (1929 Rose)
Rushing Yards	452	vs. Mississippi State (2014 Orange)
Fewest Rush Yards Allowed	- 52	vs. Tulsa (2004 Humanitarian)
Rushing Attempts	79	vs. Texas Tech (1965 Gator)
Fewest Rush Attempts Allowed	22	vs. Texas Tech (1965 Gator) vs. West Virginia (1997 Carquest) vs. USC (2012 Hyundai Sun)
Passing Yards	326	vs. West Virginia (2007 Gator)
Fewest Pass Yards Allowed	0	vs. Missouri (1962 Bluebonnet)
Pass Completions	23	vs. Stanford (2001 Seattle)
Fewest Completions Allowed	0	vs. Missouri (1962 Bluebonnet)
Pass Attempts	40	vs. Miami (2000 Gator)
Fewest Pass Attempts Allowed	0	vs. Missouri (1962 Bluebonnet)
First Downs	29	vs. Miami (2000 Gator)

INDIVIDUAL

GAME

Rushing Yards	307	P.J. Daniels vs. Tulsa, (2004 Humanitarian) <i>*NCAA Bowl Record</i>
Rush Attempts	33	Lenny Snow vs. Texas Tech (1965 Gator)
Pass Attempts	40	Joe Hamilton vs. Miami (2000 Gator)
Completions	23	George Godsey vs. Stanford (2001 Seattle)
Passing Yards	326	Taylor Bennett vs. West Virginia (2007 Gator)
Completion Percentage	.733 (11-15)	Tevin Washington vs. Utah (2011 Sun)
	.696 (16-23)	Shawn Jones vs. Nebraska (1991 Citrus)
Total Offense	356	Joe Hamilton vs. West Virginia (1997 Carquest) (274 pass, 82 rush)
Receptions	10	Kelly Campbell vs. Stanford, (2001 Seattle)
Receiving Yards	186	Calvin Johnson vs. West Virginia (2007 Gator)
Touchdowns	4	P.J. Daniels vs. Tulsa (2004 Humanitarian)
Rushing Touchdowns	4	P.J. Daniels vs. Tulsa (2004 Humanitarian)

Passing Touchdowns

3	Jim Still vs. Kansas (1948 Orange), Pepper Rodgers vs. West Virginia (1954 Sugar), Jim Stevens vs. Iowa State (1972 Liberty), Joe Hamilton vs. Notre Dame (1999 Gator), Taylor Bennett vs. West Virginia (2007 Gator)
---	---

Touchdown Receptions

2	George Brodnax vs. St. Mary's (1947 Oil), Jim Patton vs. Kansas (1948 Orange), Dez White vs. Notre Dame (1999 Gator), Calvin Johnson vs. West Virginia (2007 Gator)
---	--

Points Scored

24	P.J. Daniels vs. Tulsa (2004 Humanitarian)
----	--

Points Scored by Kicking

15	Harrison Butker vs. Kentucky (2016 Taxslayer)
----	---

Field Goals

4	Harrison Butker vs. Kentucky (2016 Taxslayer)
---	---

PATS

7	Travis Bell vs. Syracuse (2004 Champs) Harrison Butker vs. Mississippi State (2014 Orange)
---	---

Interceptions

2	Tom Bleick vs. Texas Tech (1965 Gator) Rick Lewis vs. Texas Tech (1970 Sun)
---	--

Tackles

16	Ron Rogers vs. West Virginia (1997 Carquest)
----	--

Longest Run

69 (TD)	Synjyn Days vs. Mississippi State (2014 Orange)
68 (TD)	Joseph Auer vs. Penn State (1961 Gator)

Longest Pass

80 (TD)	Reggie Ball to Nate Curry (2004 Champs)
---------	---

Longest Field Goal

52	Harrison Butker vs. Kentucky (2016 TaxSlayer)
----	---

Longest Interception Return

74	Quayshawn Nealy vs. Utah (2011 Sun)
73	W.P. McHugh vs. St. Mary's (1947 Oil)

Longest Fumble Return

38	P.J. Davis vs. Kentucky (2016 TaxSlayer)
----	--

Longest Kickoff Return

44	Dennis Andrews vs. Mississippi (2013 Music City)
----	--

Longest Punt Return

63	Willie Clay vs. Stanford (1991 Aloha)
----	---------------------------------------

Longest Punt

67	Jason Bender vs. Stanford (1991 Aloha)
----	--

Best Punting Average

49.1 (7 punts)	Chandler Anderson vs. Iowa (2010 Orange)
----------------	--

CAREER

Rushing	P.J. Daniels (3), 535 yards, 68 attempts
Passing	Joe Hamilton (3), 756 yards
Pass Attempts	Joe Hamilton (3), 96 attempts
Completions	Joe Hamilton (3), 52 completions
Touchdown Passes	Pepper Rodgers (2), 5 TD
Total Offense	Joe Hamilton (3), 906 yards
Receptions	Kelly Campbell (4), 18 receptions, 176 yards
Receiving Yards	Calvin Johnson (3), 266 yards, 13 receptions
Touchdowns	P.J. Daniels (3), 6 touchdowns

FIRST-TEAM ALL-AMERICANS

YEAR	PLAYER, POS.	HOMETOWN	FIRST TEAM ALL-AMERICA
2014	Shaquille Mason, OG	Columbia, Tenn.	USAT
2009	Derrick Morgan, DE	Coatesville, Penn.	AP, AFCA, PFW
2008	Michael Johnson, DE	Selma, Ala.	AFCA
2007	Durant Brooks, P	Macon, Ga.	Rivals, SI.com, ESPN.com, CFN, PFW
2006	*# Calvin Johnson, WR	Tyrone, Ga.	AP, AFCA, FWAA, WCF, TSN
2005	Calvin Johnson, WR	Tyrone, Ga.	AFCA
2000	* Chris Brown, T	Augusta, Ga.	AP, AFCA, FWAA, FN
1999	* Joe Hamilton, QB	Alvin, S.C.	AP, AFCA, FWAA, FN, WC
1998	* Craig Page, C	Jupiter, Fla.	AP, FWAA, TSN
1992	Coleman Rudolph, DT	Valdosta, Ga.	WCF, SH, TSN
1992	Scott Sisson, K	Marietta, Ga.	WCF
1991	Marco Coleman, OLB	Dayton, Ohio	SH, FWAA
1990	Marco Coleman, OLB	Dayton, Ohio	SH
1990	* # Ken Swilling, FS	Toccoa, Ga.	AP, UPI, SH, AFCA, FWAA, WCF, TSN, FN
1986	John Davis, T	Elijay, Ga.	SH
1985	John Davis, T	Elijay, Ga.	TSN
1985	Pat Swilling, DE	Toccoa, Ga.	FWAA
1978	Don Bessillieu, DB	Decatur, Ga.	TSN
1977	Lucius Sanford, LB	Atlanta, Ga.	AFCA, TSN
1974	Randy Rhino, DB	Charlotte, N.C.	WCF
1973	* Randy Rhino, DB	Charlotte, N.C.	UPI, AFCA, WCF
1972	Randy Rhino, DB	Charlotte, N.C.	FWAA
1971	Smylie Gebhart, DE	Meridian, Miss.	AP
1970	* Rock Perdoni, DT	Wellesley, Mass.	AP, UPI, AFCA, FWAA, TSN, Central Press, WCF
1966	* Jim Breland, C	Blacksburg, Va.	AP, UPI, NEA, AFCA, Central Press
1966	Lenny Snow, TB	Daytona Beach, Fla.	FWAA
1964	Gerry Bussell, DB	Jacksonville, Fla.	TSN
1963	Billy Lothridge, QB	Gainesville, Ga.	AP, FWAA
1963	Billy Martin, E	Gainesville, Ga.	NEA, TSN
1962	Rufus Guthrie, G	Atlanta, Ga.	AFCA, FWAA
1959	* Maxie Baughan, C	Bessemer, Ala.	AP, UPI, AFCA, TSN
1957	Don Stephenson, C	Bessemer, Ala.	UPI, TSN
1956	Allen Ecker, G		NYDN
1956	Don Stephenson, C	Bessemer, Ala.	FWAA
1953	Larry Morris, C	Decatur, Ga.	AP, UP, AA, Colliers, TSN
1952	Pete Brown, OC	Rossville, Ga.	AP
1952	Leon Hardeman, HB	Lafayette, Ga.	INS, AA, TSN
1952	Buck Martin, E	Haleyville, Ala.	Colliers
1952	* Hal Miller, OT	Kingsport, Tenn.	UP, NEA, TSN, FWAA
1952	Bobby Moorhead, DB	Miami, Fla.	AP, INS
1952	George Morris, LB	Vicksburg, Miss.	NEA, FWAA
1951	Ray Beck, G	Cedartown, Ga.	AP-D, NEA-D, FWAA, Colliers
1951	Lamar Wheat, DT	Chattanooga, Tenn.	INS
1948	George Brodnax, E	Atlanta, Ga.	Colliers
1948	Bill Healy, DG		NEA, INS, TSN, FWAA
1947	* Bobby Davis, T	Columbus, Ga.	INS, UP, NEA, AFCA, Colliers, TSN, FWAA
1946	* Paul Duke, C	Atlanta, Ga.	AP, UP, NEA, Colliers, AA, AFCA, WCF
1944	* Phil Tinsley, E	Bessemer, Ala.	INS, AP, NEA, WCF, AA, Colliers, FN, TSN
1943	John Steber, G		INS, AP, AA, WCF
1942	Harvey Hardy, G	Marion, Ala.	INS, UP, NEA, Newsweek
1939	Robert L. Ison, E	Atlanta, Ga.	Hearst
1928	Warner Mizell, HB		INS, NANA
1928	Peter Pund, C	Augusta, Ga.	INS, WCF, AA, Colliers, UP, NEA
1928	Frank Speer, T	Atlanta, Ga.	AP
1920	* Bill Fincher, E		WCF
1918	* Bill Fincher, E		Menke
1918	* A.M. (Bum) Day, C		WCF
1918	* Joe Guyon, T-HB	White Earth, Minn.	Menke
1917	Walker Carpenter, T	Newman, Ga.	Menke
1917	* Everett Strupper, HB		Menke, NEA

ALL-AMERICA TEAMS


*	Consensus All-America	NANA	North American Newspaper Alliance
#	Unanimous All-America	NEA	Newspaper Enterprise Association
AA	All-America Board	NYDN	New York Daily News
AFCA	Football Coaches	PFW	Pro Football Weekly
AP	Associated Press	Rivals	Rivals.com
CBS	CBS Sports	SH	Scripps-Howard News Service
CFN	College Football News	SI	Sports Illustrated
FD	Football Digest	TSN	The Sporting News
FN	Football News	UP/UIP	United Press/International
FWAA	Football Writers Association	USAT	USA TODAY
INS	International News Service	WCF	Walter Camp Foundation
Menke	Frank Menke Syndicate		



Everett Strupper was one of six Georgia Tech All-Americans in 1917.

GEORGIA TECH ALL-AMERICANS

YEAR	PLAYER, POS.	ALL-AMERICA
1916	George "Pup" Phillips, C	WCF (3rd)
1917	Walker "Big Six" Carpenter, T	Menke (1st), WCF (unknown)
	Joe Guyon, HB	NEA (2nd), WCF (unknown)
	Judy Harlan, FB	WCF (unknown)
	Albert "Buster" Hill, QB	INS (2nd), WCF (unknown)
	George "Pup" Phillips, C	WCF (unknown)
	Everett Strupper, HB*	Menke (1st), NEA (1st), INS (2nd), WCF (unknown)
1918	Ashel "Bum" Day, C*	WCF (1st)
	Bill Fincher, E*	Menke (1st), WCF (2nd)
	Ralph "Buck" Flowers, FB	WCF (2nd)
	Joe Guyon, HB*	Menke (1st)
1920	Bill Fincher, E*	WCF (1st)
	Ralph "Buck" Flowers, FB	INS (3rd)
1921	David "Red" Barron, FB	WCF (3rd), INS (3rd)
	Judy Harlan, FB	Football World (3rd), NEA (3rd)
1922	David "Red" Barron, FB	WCF (2nd), Menke (2nd)
1924	Walter Godwin, G	INS (3rd)
	Doug Wycoff, FB	INS (2nd)
1925	Walter Godwin, G	Grantland Rice (2nd)
	Doug Wycoff, FB	UP (2nd), INS (3rd)
1928	Roy "Father" Lumpkin, FB	NEA (3rd)
	Warner Mizell, HB	NANA (1st), INS (1st), AP (2nd), UP (2nd), Central Press (2nd), NEA (2nd), AA Board (3rd)
	Peter Pund, C*	Grantland Rice (1st), AA Board (1st), UP (1st), NEA (1st), INS (1st), NANA (2nd), Central Press (2nd), AP (3rd)
	Frank Speer, T	AP (1st)
1930	Vance Maree	INS (3rd)
1937	Bill Jordan, E	AP (2nd), INS (2nd), NEA (3rd)
1938	Jack Chivington, G	Hearst (2nd)
1939	Bob Ison, E	Hearst (1st), Central Press (3rd), NEA (3rd)
1940	Bob Ison, E	UP (3rd)
1942	Clint Castleberry, RB	UP (2nd), INS (2nd), NEA (2nd), AP (3rd), TSN (3rd)
	Harvey Hardy, G *	UP (1st), INS (1st), NEA (1st), Central Press (1st), Newsweek (1st), AP (2nd)
	Ed Ryckley, G	Football News (2nd)
1943	George Manning, C	TSN (2nd)
	Eddie Prokop, HB	AP (2nd), UP (2nd), TSN (2nd), INS (2nd), Central Press (2nd), FD (2nd)
	John Steber, G	AP (1st), AA Board (1st), INS (1st), UP (2nd), TSN (2nd)
1944	Phil Tinsley, E *	AA Board (1st), TSN (1st), AP (1st), INS (1st), NEA (1st), WCF (1st), FN (1st), Central Press (1st), Grantland Rice (1st), UP (2nd), FWAA (2nd), FD (2nd)
	Frank Broyles, HB	FWAA (2nd)



Randy Rhino is the only three-time All-American in Georgia Tech history.



Two-time All-American Calvin Johnson was a unanimous selection in 2006.

1946	Paul Duke, C *	AP (1st), UP (1st), NEA (1st), WCF (1st), Colliers (1st), AA Board (1st), AFCA (1st), FWAA (2nd)
	Bobby Davis, T	FWAA (3rd)
1947	Bobby Davis, T *	INS (1st), UP (1st), AFCA (1st), Colliers (1st), FWAA (1st), TSN (1st), NEA (1st)
	Bill Healy, DG	FWAA (3rd)
1948	George Brodnax, E	Colliers (1st)
	Bill Healy, DG	NEA (1st), INS (1st), TSN (1st), FWAA (1st)
1951	Ray Beck, G	AP (1st), NEA (1st), FWAA (1st), Colliers (1st)
	Lamar Wheat, DT	INS (1st)
1952	Pete Brown, C	AP (1st), NEA (2nd)
	Leon Hardeman, HB	INS (1st), AA Board (1st), TSN (1st), NEA (2nd), UP (2nd)
	Buck Martin, E	Colliers (1st)
	Hal Miller, OT *	UP (1st), NEA (1st), TSN (1st), FWAA (1st)
	Bobby Moorhead, DB	AP (1st), INS (1st)
	George Morris, LB	NEA (1st), FWAA (1st), AP (2nd)
1953	Larry Morris, C *	AP (1st), UP (1st), AA Board (1st), Colliers (1st), TSN (1st), INS (2nd)
1955	Franklin Brooks, G	UP (3rd)
1956	Allen Ecker, G	NYDN (1st), INS (2nd), UP (2nd)
	Don Stephenson, C	FWAA (1st), AP (2nd), UP (3rd)
1957	Don Stephenson, C	UPI (1st), TSN (1st)
1959	Maxie Baughan, C *	AP (1st), UPI (1st), AFCA (1st), FN (1st), TSN (1st)
1961	Rufus Guthrie, G	TSN (3rd)
1962	Rufus Guthrie, G	AFCA (1st), FWAA (1st), FN (1st), NEA (2nd), AP (2nd), UPI (2nd)
	Billy Lothridge, QB	UPI (3rd)
	Mike McNames, FB	NEA (3rd)
	Dave Watson, G	UPI (3rd)
1963	Billy Lothridge, QB	AP (1st), FWAA (1st), UPI (2nd)
	Billy Martin, E	NEA (1st), TSN (1st), UPI (2nd)
1964	Gerry Bussell, DB	TSN (1st)
	Bill Curry, C	AFCA (2nd)
1966	Lenny Snow, TB	FWAA (1st), FN (2nd)
	Jim Breland, C *	AP (1st), UPI (1st), NEA (1st), AFCA (1st), FN (1st), Central Press (1st)
1969	Rock Perdoni, DT	AP (3rd)
1970	Rock Perdoni, DT *	AP (1st), UPI (1st), AFCA (1st), WCF (1st), FWAA (1st), TSN (1st), Central Press (1st)
1971	Smylie Gebhart, DE	AP (1st)
1972	Randy Rhino, DB	FWAA (1st), AP (2nd)
1973	Randy Rhino, DB *	UPI (1st), AFCA (1st), WCF (1st)
1974	Randy Rhino, DB	WCF (1st), AP (2nd), UPI (2nd)
1975	Leo Tierney, C	AP (3rd)
1976	Leo Tierney, C	UPI (2nd), AP (3rd)
1977	Lucius Sanford, LB	AFCA (1st), TSN (1st), AP (2nd)

1978	Don Bessilieu, DB	TSN (1st)
	Eddie Lee Ivery, RB	AP (2nd), UPI (2nd)
1984	Robert Lavette, RB	FN (3rd)
1985	John Davis, OL	TSN (1st), FN (2nd)
	Pat Swilling, OLB	FWAA (1st), FN (3rd)
1986	John Davis, OL	SH (1st), UPI (2nd)
1989	Ken Swilling, FS	AP (3rd)
1990	Marco Coleman, OLB	SH (1st)
	Ken Swilling, FS * #	AP (1st), UPI (1st), WCF (1st), AFCA (1st), FWAA (1st), TSN (1st), FN (1st)
1991	Willie Clay, CB	AP (2nd), UPI (2nd), TSN (2nd), FN (2nd)
	Marco Coleman, OLB	FWAA (1st), SH (1st), AP (2nd), UPI (2nd), FN (2nd), TSN (2nd)
1992	Coleman Rudolph, DT	WCF (1st), TSN (1st), SH (1st), AP (2nd), FN (2nd)
	Scott Sisson, K	WCF (1st), AP (2nd), TSN (2nd), FN (2nd)
1994	Jason Bender, P	AP (3rd), College Sports Magazine (3rd)
1996	Curtis McGee, T	FN (3rd)
1997	Rodney Williams, P	FN (3rd)
1998	Craig Page, C *	AP (1st), FWAA (1st), TSN (1st), FN (2nd)
1999	Joe Hamilton, QB *	AP (1st), FWAA (1st), FN (1st), AFCA (1st), WCF (1st), TSN (2nd)
	Jon Carman, T	TSN (2nd), AP (3rd), FN (3rd)
2000	Chris Brown, T *	AP (1st), FWAA (1st), AFCA (1st), FN (1st), TSN (2nd)
2001	Greg Gathers, DE	FN (2nd), TSN (2nd)
2005	Calvin Johnson, WR	AFCA (1st), AP (2nd), WCF (2nd)
2006	Calvin Johnson, WR * #	AFCA (1st), AP (1st), WCF (1st), FWAA (1st), TSN (1st)
	Durant Brooks, P	AP (2nd), WCF (2nd)
	Philip Wheeler, LB	Rivals (2nd)
2007	Durant Brooks, P	Rivals (1st), SI.com (1st), ESPN.com (1st), CFN (1st), PFW (1st), AP (2nd), WCF (2nd)
	Vance Walker, DT	AP (3rd), Rivals (3rd)
2008	Morgan Burnett, S	Rivals (2nd), SI (2nd), TSN (2nd)
	Michael Johnson, DE	AFCA (1st)
2009	Cord Howard, OL	CBS (2nd), Rivals (3rd)
	Derrick Morgan, DE	AP (1st), AFCA (1st), PFW (1st), WCF (2nd), SI (2nd), TSN (2nd), CBS (2nd), Rivals (2nd)
	Demaryius Thomas, WR	AP (3rd), Rivals (3rd)
2011	Omoregie Uzzi, OL	SI.com (2nd), Rivals (3rd)
2012	Omoregie Uzzi, OL	CBSSports.com (3rd)
2013	Jeremiah Attaochu, DE	AP (3rd), CBSSports.com (3rd)
2014	Shaquille Mason, OG	USA TODAY (1st), SI (2nd), FWAA (2nd), Phil Steele (2nd), AP (3rd)

NATIONAL AWARDS**AFCA ALLSTATE GOOD WORKS TEAM**

2016 KeShun Freeman

BILETNIKOFF AWARD**RECEIVER**

1998 Dez White (Semifinalist)
 1999 Dez White (Semifinalist)
 2005 Calvin Johnson (Semifinalist)
 2006 Calvin Johnson (Winner)
 2009 Demaryius Thomas (Semifinalist)

BROYLES AWARD**ASSISTANT COACH**

1998 Ralph Friedgen (Finalist)
 1999 Ralph Friedgen (Winner)

BURLSWORTH TROPHY**TOP FORMER WALK-ON**

2010 Sean Bedford (Winner)

BUTKUS AWARD**LINEBACKER**

1991 Marco Coleman (Finalist)

BEDNARIK AWARD**DEFENSE**

2008 Vance Walker (Semifinalist)

DAVEY O'BRIEN AWARD**QUARTERBACK**

1992 Shawn Jones (Finalist)
 1999 Joe Hamilton (Winner)

DOAK WALKER AWARD**RUNNING BACK**

2009 Jonathan Dwyer (Semifinalist)

DRADDY TROPHY**"ACADEMIC HEISMAN"**

2008 Darryl Richard (Finalist)

JIM THORPE AWARD**DEFENSIVE BACK**

1989 Ken Swilling (6th)
 1990 Ken Swilling (Finalist/3rd)
 1991 Willie Clay (Semifinalist)
 2003 James Butler (Semifinalist)
 2004 James Butler (Semifinalist)

JOHNNY UNITAS AWARD**SENIOR QUARTERBACK**

1992 Shawn Jones (Finalist)
 1999 Joe Hamilton (Finalist)

LOMBARDI AWARD**LINEMAN**

1970 Rock Perdoni (Finalist)
 1992 Coleman Rudolph (Semifinalist)

LOU GROZA AWARD**PLACEKICKER**

1992 Scott Sisson (Finalist)
 2000 Luke Marget (Semifinalist)
 2004 Travis Bell (Semifinalist)
 2007 Travis Bell (Semifinalist)

HEISMAN TROPHY**VOTING**

1942 Clint Castleberry, HB (3rd)
 1943 Eddie Prokop, HB (5th)
 1962 Billy Lothridge, QB (8th)
 1963 Billy Lothridge, QB (2nd)
 1966 Lenny Snow, TB (14th)
 1978 Eddie Lee Ivery, TB (8th)
 1999 Joe Hamilton, QB (2nd)
 2006 Calvin Johnson, WR (10th)

LOWE'S SENIOR CLASS AWARD

2008 Darryl Richard (Finalist)
 2010 Sean Bedford (Finalist)

MAXWELL AWARD**NATIONAL PLAYER**

1999 Joe Hamilton, QB (Finalist)
 2006 Calvin Johnson, WR (Semifinalist)

MOSI TATUPU AWARD**SPECIAL TEAMS**

1997 Rodney Williams (Finalist)
 1998 Rodney Williams (Finalist)
 2001 Kelly Campbell (Finalist)

OUTLAND TROPHY**LINEMAN**

1998 Craig Page, C (Finalist)

RAY GUY AWARD**PUNTER**

2006 Durant Brooks (Finalist)
 2007 Durant Brooks (Winner)

RIMINGTON TROPHY**CENTER**

2003 Hugh Reilly, C (Finalist)

TED HENDRICKS AWARD**DEFENSIVE END**

2009 Derrick Morgan (Finalist)

PRESEASON ALL-AMERICA**PLAYBOY MAGAZINE**

1962 Dave Watson, G
 1970 Rock Perdoni, DL
 1974 Randy Rhino, DB
 1976 Leo Tierney, C
 1977 Lucius Sanford, LB
 1987 Riccardo Ingram, DB
 1991 Ken Swilling, DB
 Marco Coleman, OLB
 2002 Dan Dyke, P (scholar-athlete)
 2007 Durant Brooks, P

NATIONAL PLAYER OF THE WEEK**SPORTS ILLUSTRATED**

Oct. 8, 1966 – Kim King, QB vs. Tennessee
 Oct. 29, 1984 – John Davis, T vs. Clemson
 Oct. 15, 1988 – Andre Thomas, DB vs. South Carolina
 Oct. 13, 1989 – Ken Swilling, DB vs. Clemson

AT&T

Nov. 29, 2008 – Roddy Jones, RB vs. Georgia

WALTER CAMP

Oct. 29, 2016 – Justin Thomas, QB vs. Duke

ACADEMIC HONORS**ACADEMIC ALL-AMERICA**

1952 Ed Gossage, G (1st)
 Larry Morris, LB (1st)
 Cecil Trainer, E (1st)
 1954 John Hunsinger, FB (1st)
 1955 Wade Mitchell, QB (1st)
 1956 Allen Ecker, G (1st)
 1958 Floyd Faucette, B (2nd)
 Foster Watkins, G (3rd)
 1966 W.J. Blaine, LB (1st)
 Jim Breland, C (1st)
 Bill Eastman, DB (1st)
 1967 Bill Eastman, DB (1st)
 1980 Sheldon Fox, LB (1st)
 1982 Ellis Gardner, T (2nd)
 1989 Stefen Scotton, FB (2nd)
 1990 Stefen Scotton, FB (1st)
 1999 Dan Dyke, P (1st)
 2000 Dan Dyke, P (1st)
 2001 Dan Dyke, P (1st)
 2002 Dan Dyke, P (1st)
 2007 Darryl Richard, DT (2nd)

ACADEMIC ALL-DISTRICT

1995 Grant Baynham, TE
 1996 Grant Baynham, TE
 Dave Frakes, K
 1997 Dave Frakes, K
 1999 Dan Dyke, P
 2000 Dan Dyke, P
 2001 Dan Dyke, P
 2002 Dan Dyke, P
 Jeremy Muyres, DB
 2003 Hal Higgins, P
 2007 Darryl Richard, DT
 2016 Brad Stewart, WR

ACADEMIC ALL-ACC

1980 Ellis Gardner, T
 Mark Schultz, C
 Mark Bradley, NG
 Sheldon Fox, LB
 1981 Ellis Gardner, T
 Mark Sheffield, S
 1982 Ellis Gardner, T
 Sam Kelly, DE
 Eddie Fortier, FB
 1983 John Ivermeyer, T
 Rob Horton, LB
 Mike Martin, LB

1984 John Dewberry, QB
Sam Bracken, G
Paul Menegazzi, DB
Chuck Easley, FB
Tony Kepano, G

1985 Sam Bracken, G
John Dewberry, QB
Chuck Easley, TB
Andy Hearn, C
John Ivmeyer, T

1986 Bart Jones, DB
Steve Mullen, DE
Cedric Stallworth, DB
Jim Stradley, C
Rick Strom, QB
Mitch Waters, T

1987 Steve Mullen, DE
Cedric Stallworth, DB
Rick Strom, QB

1989 Steve Mullen, DT
David Hicks, OLB
Stefen Scotton, FB

1990 Stefen Scotton, FB
Jay Martin, DB

1991 Jerrelle Williams, ILB

1992 Coleman Rudolph, DT

1994 Rodney Wilkerson, ILB

1995 Grant Baynham, TE
Dave Frakes, K

1996 Dave Frakes, K

1998 Felipe Claybrooks, DE
Mike Sheridan, SE
Kofi Smith, CB

1999 Dan Dyke, P
Travares Tillman, DB

2000 Felipe Claybrooks, DE
Dan Dyke, P
Jeremy Muyres, DB

2001 Dan Dyke, P
George Godsey, QB
Jeremy Muyres, DB
Kelley Rhino, SP

2002 Dan Dyke, P
Jeremy Muyres, DB
Kelley Rhino, SP
Luke Manget, PK
Daryl Smith, LB

2003 James Butler, DB
Nate Curry, WR
P.J. Daniels, RB
John Paul Foschi, TE
Eric Henderson, DE
Hal Higgins, P
Chris Reis, DB
Gerris Wilkinson, DE

2004 Travis Bell, PK
James Butler, DB
Nate Curry, WR
P.J. Daniels, RB
Chris Reis, LB

2005 Travis Bell, PK
Chris Reis, LB
Kevin Tuminello, C

2006 Travis Bell, PK
Darryl Richard, DT
Kevin Tuminello, C

2007 Travis Bell, PK
Tashard Choice, RB
Colin Peek, TE
Kevin Tuminello, C

2008 Roddy Jones, RB
Darryl Richard, DT
Jaybo Shaw, QB
Cooper Taylor, S

2009 Roddy Jones, RB
Logan Walls, DT

2010 Scott Blair, K
Will Jackson, OG
Roddy Jones, RB
Logan Walls, DT

2011 Will Jackson, OG
Preston Lyons, RB
Jason Peters, DE
Logan Walls, DT

2012 Ray Beno, OT
Will Jackson, OG

2013 Ray Beno, OT
Trey Braun, OG
Harrison Butker, K

2014 Isaiah Johnson, S
Trevor Stroebel, LS

2015 Trey Braun, OL
Marcus Marshall, RB

2016 Parker Braun, OG
Andrew Marshall, OT
Rod Rook-Chungong, DE
Brad Stewart, WR

ACADEMIC ALL-SEC

1954 Bill Sennett, E
Wade Mitchell, QB

1955 Wade Mitchell, QB

1956 Allen Ecker, G
Wade Mitchell, QB
Dickie Mattison, FB

1957 Foster Watkins, G

1958 Floyd Faucette, HB

1959 Floyd Faucette, HB

1961 Larry Stallings, T

1962 Larry Stallings, T
Frank Sexton, E
Tom Ballard, T

ACADEMIC ALL-SEC

1954 Bill Sennett, E
Wade Mitchell, QB

1955 Wade Mitchell, QB

1956 Allen Ecker, G
Wade Mitchell, QB
Dickie Mattison, FB

1957 Foster Watkins, G

1958 Floyd Faucette, HB

1959 Floyd Faucette, HB

1961 Larry Stallings, T

1962 Larry Stallings, T
Frank Sexton, E
Tom Ballard, T


CoSIDA ACADEMIC ALL-AMERICA HALL OF FAME
WADE MITCHELL INDUCTED IN 1996

The Verizon Academic All-America Hall of Fame recognizes former Academic All-America student-athletes who graduated at least 10 years ago and have gone on to great success after athletics. Wade Mitchell became the first Georgia Tech graduate to be inducted in 1996. An Academic All-America in 1955, the former standout quarterback and safety went on to become a prominent Atlanta banking executive.

NCAA SILVER ANNIVERSARY AWARD

1980 Larry Morris (1955)
2000 Steve Raible (1975)

NCAA POSTGRADUATE SCHOLARS

1968 Bill Eastman
1975 James Robinson
1981 Sheldon Fox
1983 Ellis Gardner
1986 John Ivmeyer
2002 Dan Dyke

NATIONAL FOOTBALL FOUNDATION SCHOLARS

1968 Bill Eastman
1980 Sheldon Fox

JIM TATUM AWARD
ACC'S TOP SENIOR SCHOLAR-ATHLETE

2002 Jeremy Muyres, FS
2008 Darryl Richard, DT

ACC POSTGRADUATE SCHOLARSHIP

1989 Cedric Stallworth
1996 Grant Baynham
1997 Dave Frakes
2002 Dan Dyke
2003 Hal Higgins
2004 Nate Curry
2013 Will Jackson
2015 Matt Connors

SOUTHERN CONFERENCE**ALL-SOUTHERN (1902-1932)**

- 1902 Jesse Thrash, T
 1904 Lob Brown, T
 1906 Lob Brown, E
 1907 John Davis, T
 1910 Pat Patterson, T
 1911 Roy Goree, E
 1914 Jim Senter, E
 1915 Wooch Fielder, B
 Froggy Morrison, B
 Jim Senter, E
 1916 Tommy Spense, B
 Everett Strupper, B
 Walker Carpenter, T
 Bob Lang, G
 Pup Phillips, C
 1917 Albert Hill, B
 Everett Strupper, B
 Joe Guyon, B
 Shorty Guill, E
 Bill Fincher, E
 Walker Carpenter, T
 Pup Phillips, C
 1919 Judy Harlan, B
 Buck Flowers, B
 Red Barron, B
 Albert Staton, E
 Dummy LeBey, G
 Pup Phillips, C
 1920 Buck Flowers, B
 Red Barron, B
 John Staton, E
 Bill Fincher, E
 1921 Judy Harlan, B
 Red Barron, B
 Albert Staton, T
 1922 Red Barron, B
 Oscar Davis, G
 Claire Frye, C
 1923 Doug Wycoff, B
 John Staton, E
 1924 Doug Wycoff, B
 Walter Godwin, G
 1925 Doug Wycoff, B
 Walter Godwin, G
 Owen Poole, C
 Mack Tharpe, T
 1927 Stumpy Thomason, B
 Peter Pund, C
 Frank Speer, T
 Ed Crowley, E
 1928 Warner Mizell, B
 Raleigh Drennon, G
 Peter Pund, C
 Frank Speer, T
 Ken Thrash, T
 Stumpy Thomason, B
 Tom Jones, E
 1930 Vance Maree, T
 1932 Monk Neblett, C

SEC**ALL-SEC (1933-1963)**

- 1933 Bob Tharpe, T (AP-1st)
 Jimmy Slocum, E (AP-2nd)
 Jack Phillips, FB (AP-2nd)
 Clyde Williams, T (AP-3rd)
 Dave Wilcox, G (AP-3rd)
 1934 C.W. Williams, T (AP-2nd)
 Shorty Roberts, B (AP-3rd)
 1935 J.M. Fitzsimons, G (AP-1st)
 Dutch Konemann, B (AP-3rd)
 1936 Dutch Konemann, B (AP-1st)
 J.M. Fitzsimons, G (AP-2nd)
 1937 Bill Jordan, E (AP-1st)
 Fletcher Simms, B (AP-1st)
 Jack Chivington, C (AP-3rd)
 Dutch Konemann, B (AP-3rd)
 1938 J.L. Brooks, G (AP-1st)
 Jack Chivington, C (AP-2nd)
 1939 Bob Ison, E (AP-1st)
 Howard Ector, B (AP-2nd)
 Neil Cavette, G (AP-3rd)
 Buck Murphy, B (AP-3rd)
 1940 Bob Ison, E (AP-2nd)
 Johnny Bosch, B (AP-3rd)
 1941 Charles Sanders, T (AP-2nd)
 George Webb, E (AP-2nd)
 1942 Harvey Hardy, G (AP-1st)
 Clint Castleberry, B (AP-1st)
 George Manning, C (AP-2nd)
 Jack Marshall, E (AP-3rd)
 1943 Phil Tinsley, E (AP-1st)
 John Steber, G (AP-1st)
 Bill Chambers, T (AP-1st)
 Eddie Prokop, B (AP-1st)
 George Manning, C (AP-2nd)
 Frank Beall, G (AP-2nd)
 Walt Kilzer, E (AP-2nd)
 Mickey Logan, B (AP-2nd)
 Jim Wilson, E (AP-3rd)
 W.N. Smith, T (AP-3rd)
 Charley Hoover, G (AP-3rd)
 Frank Broyles, B (AP-3rd)
 1944 Phil Tinsley, E (AP-1st)
 Frank Broyles, E (AP-1st)
 Maurice Furchgott, G (AP-2nd)
 Allen Bowen, B (AP-2nd)
 Roland Phillips, G (AP-3rd)
 George Mathews, B (AP-3rd)
 1945 Bobby Davis, T
 Paul Duke, C (AP-2nd)
 George Mathews, B (AP-2nd)
 George Hills, G (AP-3rd)
 Walt Kilzer, E (AP-3rd)
 1946 Bobby Davis, T (AP-1st)
 Paul Duke, C (AP-1st)
 Frank Broyles, B (AP-1st)
 Bill Healy, G (AP-2nd)
 Pat McHugh, B (AP-3rd)
 1947 Bobby Davis, T (AP-1st)
 Bill Healy, G (AP-1st)
 Louis Hook, C (AP-3rd)
 George Brodnax, E (AP-3rd)
 Allen Bowen, B (AP-3rd)

- 1948 Bill Healy, G (AP-1st)
 George Brodnax, E (AP-1st)
 Frank Ziegler, B (AP-2nd)
 Jim Vurgin, G (AP-3rd)
 Clay Matthews, T (AP-3rd)
 Bob McCoy, B (AP-3rd)
 1949 Tom Coleman, T (AP-2nd)
 Jimmy Jordan, B (AP-2nd)
 Dick Harvin, E (AP-3rd)
 1950 Bob Bossons, C (UPI-1st; AP-3rd)
 John Weigle, E (UPI-2nd; AP-3rd)
 Bobby North, B (AP-3rd)
 1951 Lum Snyder, T (AP-1st)
 Darrell Crawford, QB (AP-1st; UPI-1st)
 Lamar Wheat, DT (AP-1st; UPI-1st)
 Ray Beck, G (AP-1st; UPI-1st)
 Buck Martin, E (AP-2nd; UPI-2nd)
 George Morris, LB (AP-2nd)
 Hal Miller, T (AP-3rd)
 Leon Hardeman, HB (AP-3rd; UPI-2nd)
 Larry Morris, LB (AP-3rd)
 1952 Pete Brown, C (AP-1st; UPI-2nd)
 Hal Miller, T (AP-1st; UPI-2nd)
 Leon Hardeman, HB (AP-1st; UPI-1st)
 Sam Hensley, DE (AP-1st)
 Buck Martin, OE (AP-2nd; UPI-1st)
 George Morris, LB (AP-1st; UPI-1st)
 Larry Morris, LB (AP-1st; UPI-3rd)
 Bobby Moorhead, DB (AP-1st)
 Orville Vereen, G (AP-2nd; UPI-2nd)
 Jake Shoemaker, OG (AP-2nd)
 Ed Gossage G (AP-3rd; UPI-3rd)
 Jeff Knox, E (AP-3rd)
 Billy Teas, HB (AP-3rd)
 Bob Sherman, DT (AP-3rd)
 Charlie Brannon, DB (AP-3rd)
 1953 Larry Morris, C (AP-1st; UPI-1st)
 Glen Turner, B (AP-1st; UPI-2nd)
 Bob Sherman, T (AP-2nd; UPI-3rd)
 Leon Hardeman, B (AP-2nd; UPI-2nd)
 Sam Hensley, E (AP-3rd; UPI-2nd)
 Billy Teas, B (AP-3rd; UPI-2nd)
 Glenn Turner, B (UPI-2nd)
 Orville Vereen, G (UPI-2nd)
 1954 Larry Morris, C (AP-2nd; UPI-1st)
 Franklin Brooks, G (AP-1st; UPI-1st)
 Henry Hair, E (AP-1st; UPI-1st)
 Jimmy Thompson, B (AP-3rd; UPI-3rd)
 1955 Franklin Brooks, G (AP-1st; UPI-1st)
 Henry Hair, E (UPI-1st)
 George Volkert, B (AP-2nd; UPI-3rd)
 Jimmy Morris, C (UPI-2nd)
 Carl Vereen, T (UPI-3rd)
 Wade Mitchell (UPI-3rd)
 1956 Don Stephenson, C (AP-1st; UPI-1st)
 Ken Owen, B (AP-1st; UPI-3rd)
 Allen Ecker, G (AP-2nd; UPI-1st)
 Paul Rotenberry, B (AP-2nd; UPI-2nd)
 Carl Vereen, T (AP-3rd; UPI-2nd)
 Toppy Vann, B (AP-3rd)
 Jimmy Johnson, G (UPI-2nd)
 Wade Mitchell, QB (UPI-3rd)
 George Volkert, B (UPI-3rd)
 1957 Don Stephenson, C (AP-1st; UPI-1st)
 Jerry Nabors, E (AP-2nd; UPI-2nd)

- 1958 Gerald Burch, T (AP-3rd)
Maxie Baughan, C (AP-3rd)
Floyd Faucette, B (AP-3rd)
- 1959 Maxie Baughan, C (AP-1st; UPI-2nd)
Gerald Burch, T (UPI-2nd)
Toby Deese, C (AP-2nd)
Taz Anderson, B (AP-3rd)
Billy Shaw, T (UPI-3rd)
- 1960 Billy Shaw, T (AP-1st; UPI-1st)
Gerald Burch, T (AP-2nd; UPI-2nd)
Billy Williamson, B (AP-2nd; UPI-2nd)
Chick Graning, B (UPI-3rd)
Ed Nutting, T (UPI-3rd)
- 1961 Dave Watson, G (AP-1st; UPI-1st)
Harold Ericksen, G (AP-2nd)
Billy Williamson, B (AP-3rd; UPI-3rd)
Rufus Guthrie, G (UPI-2nd)
- 1962 Rufus Guthrie, G (AP-1st; UPI-1st)
Dave Watson, G (AP-3rd; UPI-1st)
Billy Lothridge, QB (AP-1st; UPI-1st)
Billy Martin, E (AP-2nd; UPI-1st)
Larry Stallings, G (AP-3rd)
Mike McNames, B (AP-3rd; UPI-3rd)
Ted Davis, E (UPI-3rd)
- 1963 Billy Lothridge, QB (AP-1st; UPI-1st)
Billy Martin, E (AP-1st; UPI-1st)
Dave Simmons, C (AP-2nd)
Ted Davis, E (UPI-3rd)

SEC COACH OF THE YEAR

- 1939 William Alexander (Nashville Banner)
- 1951 Bobby Dodd (AP)

INDEPENDENT
ALL-SOUTHERN INDEPENDENT (1968-78)

- 1968 John Sias, SE
Joel Stevenson, TE
Buck Shiver, LB
Billy Kinard, DB
- 1969 Rock Perdoni, DT
Jeff Ford, DB
John Riggle, LB
Joe Vitunic, OG
- 1970 Brent Cunningham, HB
Bill Flowers, LB
Jeff Ford, DB
Richard Gardner, OG
Rick Lantz, OT
Rock Perdoni, DT
- 1971 Rick Lantz, OT

ACC
ALL-ACC

- 1982 Robert Lavette, TB
- 1984 John Dewberry, QB
Tony Kepano, G (AP)
Robert Lavette, TB
Ken Whisenhunt, TE
- 1985 Cleve Pounds, DB
Ted Roof, LB
Pat Swilling, DE
- 1986 Kyle Ambrose, DT
John Davis, C
Riccardo Ingram, DB
- 1988 Cedric Stallworth, DB
Willis Crockett, LB
- 1989 Jerry Mays, RB (AP – 1st, UPI – 1st)
Eric Thomas, LB (AP – 1st, UPI – 1st)
Ken Swilling, DB (AP – 1st, UPI – 1st)
Darryl Jenkins, T (AP – 2nd)
Willie Burks, DT (AP – 2nd)

- 1990 Ken Swilling, FS (1st)
Calvin Tiggie, ILB (1st)
Willie Clay, CB (1st)
Joe Siffri, G (1st)
Marco Coleman, OLB (1st)
Tom Covington, TE (2nd)
Emmett Merchant, WR (2nd)
Jeremiah McClary, DT (2nd)
Shawn Jones, QB (2nd)
Darryl Jenkins, T (2nd)
- 1991 Willie Clay, CB (1st)
Marco Coleman, OLB (1st)
Mike Mooney, T (1st)
Coleman Rudolph, DT (1st)
Shawn Jones, QB (2nd)
Greg Lester, FL (2nd)
Jerrelle Williams, ILB (2nd)
- 1992 Coleman Rudolph, DT (1st)
Scott Sisson, K (1st)
- 1993 Dorsey Levens, RB (1st)
Jamal Cox, ILB (2nd)
William Bell, RB (3rd)
Brian Bravy, G (3rd)
Michael Cheever, C (3rd)
- 1994 Jason Bender, FL (1st)
Jamal Cox, ILB (2nd)
Brian Bravy, G (2nd)
Lethon Flowers, CB (2nd)

FIRST-TEAM ALL-ACC SELECTIONS BY POSITION / YEAR													
YEAR	ACC#	RB	QB	WR	TE	OL	DL	LB	DB	P	K	SP	TOTAL
1982	8	1	-	-	-	-	-	-	-	-	-	-	1
1983	8	-	-	-	-	-	-	-	-	-	-	-	0
1984	8	1	1	-	1	1	-	-	-	-	-	-	4
1985	8	-	-	-	-	-	1	1	1	-	-	-	3
1986	8	-	-	-	-	1	1	-	1	-	-	-	3
1987	8	-	-	-	-	-	-	-	-	-	-	-	0
1988	8	-	-	-	-	-	-	1	1	-	-	-	2
1989	8	1	-	-	-	-	-	1	1	-	-	-	3
1990	8	-	-	-	-	1	-	2	2	-	-	-	5
1991	9	-	-	-	-	1	1	1	1	-	-	-	4
1992	9	-	-	-	-	-	1	-	-	-	1	-	2
1993	9	1	-	-	-	-	-	-	-	-	-	-	1
1994	9	-	-	1	-	-	-	-	-	-	-	-	1
1995	9	-	-	-	-	-	-	-	-	-	-	-	0
1996	9	-	-	1	-	1	-	-	-	-	-	-	2
1997	9	-	-	-	-	-	-	-	-	1	-	-	1
1998	9	-	1	-	-	1	-	-	-	1	-	-	3
1999	9	-	1	1	-	1	-	-	-	-	-	-	3
2000	9	-	-	-	-	2	1	-	-	-	1	-	4
2001	9	1	-	1	-	1	1	-	-	-	1	1	6
2002	9	-	-	-	-	-	-	-	1	-	-	-	1
2003	9	1	-	-	-	1	1	1	1	-	-	-	5
2004	11	-	-	1	-	-	-	-	1	-	-	-	2
2005	12	-	-	1	-	-	-	-	-	-	-	-	1
2006	12	-	-	1	-	-	1	-	1	1	-	-	4
2007	12	1	-	-	-	1	1	-	-	1	1	-	5
2008	12	1	-	-	-	1	2	-	-	-	-	-	4
2009	12	1	1	1	-	2	1	-	-	-	-	-	6
2010	12	1	-	-	-	1	-	-	-	-	-	-	2
2011	12	-	-	-	-	1	-	-	-	-	-	-	1
2012	12	-	-	-	-	1	-	-	-	-	-	-	1
2013	14	-	-	-	-	1	1	-	-	-	-	-	2
2014	14	-	-	-	-	-	-	-	-	-	-	-	0
2015	14	-	-	-	-	-	-	-	-	-	-	-	0
2016	14	-	-	-	-	-	-	-	-	-	-	-	0
TOTAL		10	4	8	1	19	13	7	11	4	4	1	82

ACC# denotes number of teams competing in the ACC that particular season

HONORS AND AWARDS

1995	Michael Cheever, C (2nd) Al Jackson, NG (2nd) Nathan Peryman, CB (2nd) Ron Rogers, ILB (2nd) C.J. Williams, TB (2nd)	2006	Joe Anoai, DT (1st) Durant Brooks, P (1st) Calvin Johnson, WR (1st) Jamal Lewis, S (1st) Tashard Choice, RB (2nd) Adamm Oliver, DE (2nd) Philip Wheeler, LB (2nd) Reggie Ball, QB (hm) Andrew Gardner, OT (hm) KaMichael Hall, LB (hm)	2015	Adam Gotsis, DT (3rd - C, hm - M) Freddie Burden, C (hm - C) Trey Braun, OL (hm - M) Bryan Chamberlain, OL (hm - M)
1996	Curtis McGee, T (1st) Harvey Middleton, FL (1st) Nathan Peryman, CB (2nd)	2007	Travis Bell, PK (1st) Durant Brooks, P (1st) Tashard Choice, RB (1st) Andrew Gardner, OT (1st) Vance Walker, DT (1st) Darrell Robertson, DE (2nd) Kevin Tuminello, C (2nd) Philip Wheeler, LB (2nd) Jamal Lewis, S (hm)	2016	Freddie Burden, C (3rd - C, M) Harrison Butker, PK (hm - M) Patrick Gamble, DL (hm - M)
1997	Rodney Williams, P (1st) Keith Brooking, LB (2nd) Ken Celaj, T (2nd) Ralph Hughes, DE (2nd)	2008	Jonathan Dwyer, RB (1st) Andrew Gardner, OT (1st) Michael Johnson, DE (1st) Vance Walker, DT (1st) Morgan Burnett, S (2nd) Cord Howard, OL (2nd) Darryl Richard, DT (2nd) Derrick Morgan, DE (hm)	M – Media, C – Coaches	
1998	Joe Hamilton, QB (1st) Craig Page, C (1st) Rodney Williams, P (1st) Jason Burks, G (2nd) Charlie Rogers, SP (2nd) Jesse Tarplin, DE (2nd) Travares Tillman, FS (2nd) Dez White, SE (2nd)	2009	Sean Bedford, OL (1st) Jonathan Dwyer, RB (1st) Cord Howard, OL (1st) Derrick Morgan, DE (1st) Joshua Nesbitt, QB (1st) Demaryius Thomas, WR (1st) Morgan Burnett, S (2nd) Brad Jefferson, LB (hm)	ACC PLAYERS OF THE WEEK	
1999	Joe Hamilton, QB (1st) Jon Carman, T (1st) Kelly Campbell, FL (1st) Jason Burks, G (2nd) Travares Tillman, FS (2nd) Dez White, SE (2nd)	2010	Anthony Allen, RB (1st) Sean Bedford, C (1st) Omoregie Uzzi, G (2nd)	2004	
2000	Chris Brown, T (1st) Greg Gathers, DE (1st) Brent Key, G (1st) Luke Manget, PK (1st) Kelly Campbell, WR/SP (2nd) George Godsey, QB (2nd) Jeremy Muiyres, DB (2nd) Nick Rogers, DE (2nd)	2011	Julian Burnett, LB (2nd) Jeremiah Attaochu, LB (hm) Rod Sweeting, CB (hm)	9/13 Rookie Calvin Johnson 10/11 Defensive Lineman Eric Henderson 10/18 Rookie Calvin Johnson 11/8 Rookie Rashaun Grant Defensive Back Reuben Houston 11/15 Rookie Calvin Johnson 11/22 Rookie Calvin Johnson	
2001	Joe Burns, RB (1st) Kelly Campbell, WR (1st) Nat Dorsey, T (1st) Greg Gathers, DE (1st) Luke Manget, PK (1st) Kelley Rhino, SP (1st) Jeremy Muiyres, DB (2nd) Nick Rogers, DE (2nd)	2012	Omoregie Uzzi, G (1st – M,C) Jeremiah Attaochu, LB (hm – M,C) T.J. Barnes, DT (hm – C) Jay Finch, C (hm – M,C) Jamal Golden, SP (hm – C) Will Jackson, OL (hm – M) Orwin Smith, RB (hm – M,C)	2005	
2002	Jeremy Muiyres, DB (1st) Nat Dorsey, T (2nd) Luke Manget, PK (2nd) Kerry Watkins, WR (2nd) Recardo Wimbush, LB (2nd)	2013	Shaquille Mason, G (1st – M; 3rd – C) Jeremiah Attaochu, DE (1st – C; 2nd – M) Robert Godhigh, RB (hm – M) Will Jackson, OL (hm – M) David Sims, RB (hm – M, C)	9/6 Offensive Lineman Brad Honeycutt 9/12 Offensive Back Reggie Ball 10/31 Defensive Lineman Eric Henderson 11/21 Defensive Back KaMichael Hall Specialist Ben Arndt	
2003	James Butler, FS (1st) P.J. Daniels, RB (1st) Keyaron Fox, LB (1st) Eric Henderson, DE (1st) Hugh Reilly, C (1st) Jonathan Smith, WR (2nd)	2014	Adam Gotsis, DL (2nd – M, C) Zach Laskey, BB (2nd – M, C) Shaquille Mason, OG (2nd – M, C) Quayshawn Nealy, LB (2nd – C, 3rd – M) DeAndre Smelter, WR (2nd – C, 3rd – M) Justin Thomas, QB (2nd – C, 3rd – M) Jamal Golden, DB (3rd – M, C) Freddie Burden, C (hm – M) Bryan Chamberlain, OT (hm – M) P.J. Davis, LB (hm – M) Synjyn Days, BB (hm – M, C) KeShun Freeman, DE (hm – M) Jamal Golden, RET (hm – M) D.J. White, DB (hm – M)	2006	
2004	James Butler, FS (1st) Calvin Johnson, WR (1st) Travis Bell, PK (2nd) Eric Henderson, DE (2nd) Gerris Wilkinson, LB (2nd) Chris Reis, LB (hm)			9/11 Defensive Back Jamal Lewis 9/25 Offensive Back Calvin Johnson 10/2 Offensive Back Calvin Johnson Defensive Lineman Philip Wheeler 10/9 Defensive Back KaMichael Hall 10/30 Defensive Lineman Philip Wheeler Specialist Durant Brooks 11/6 Offensive Back Calvin Johnson 11/20 Specialist Durant Brooks	
2005	Calvin Johnson, WR (1st) P.J. Daniels, RB (2nd) Eric Henderson, DE (2nd) Dawan Landry, FS (2nd) Gerris Wilkinson, LB (2nd) Brad Honeycutt, OT (hm)			2007	
				9/4 Offensive Lineman Andrew Gardner Specialist Travis Bell 9/10 Rookie Jonathan Dwyer 10/1 Offensive Lineman Kevin Tuminello 10/15 Offensive Back Tashard Choice Offensive Lineman Andrew Gardner 11/19 Specialist Durant Brooks	
				2008	
				9/1 Offensive Lineman Andrew Gardner 9/8 Defensive Lineman Darryl Richard 9/22 Offensive Lineman Andrew Gardner 10/6 Rookie Jaybo Shaw 10/13 Defensive Lineman Derrick Morgan 11/3 Defensive Lineman Michael Johnson 12/1 Offensive Back Roddy Jones	
				2009	
				9/12 Defensive Lineman Derrick Morgan 9/12 Specialist Scott Blair 9/26 Offensive Lineman Sean Bedford Defensive Back Morgan Burnett 10/3 Defensive Lineman Brad Jefferson 10/10 Offensive Lineman Cord Howard 10/17 Offensive Lineman Sean Bedford 11/14 Offensive Lineman Cord Howard Defensive Lineman Ben Anderson	



2010

9/7	Offensive Lineman	Sean Bedford
9/20	Defensive Lineman	Izaak Cross
	Specialist	Scott Blair
10/4	Specialist	Scott Blair
10/10	Offensive Back	Anthony Allen
11/22	Defensive Back	Mario Butler

2011

9/6	Receiver	Stephen Hill
9/19	Offensive Lineman	Omoregie Uzzi
9/26	Offensive Lineman	Omoregie Uzzi
	Linebacker	Jeremiah Attaochu
	Defensive Back	Isaiah Johnson
10/3	Specialist	Justin Moore
10/17	Defensive Back	Rod Sweeting
10/31	Defensive Back	Jemea Thomas

2012

9/17	Offensive Lineman	Will Jackson
11/5	Linebacker	Jeremiah Attaochu
11/12	Linebacker	Quayshawn Nealy
	Specialist	Jamal Golden

2013

9/16	Offensive Back	Vad Lee
	Offensive Lineman	Shaquille Mason
9/23	Offensive Lineman	Shaquille Mason
10/21	Linebacker	Quayshawn Nealy
10/28	Defensive Back	Jemea Thomas
11/4	Defensive Back	Jemea Thomas
11/30	Defensive Lineman	Jeremiah Attaochu

2014

9/22	Offensive Back	Justin Thomas
	Linebacker	P.J. Davis
10/6	Offensive Lineman	Shaquille Mason
10/27	Defensive Back	Isaiah Johnson
11/3	Defensive Lineman	KeShun Freeman
11/10	Offensive Back	Synjyn Days
	Offensive Lineman	Shaquille Mason
	Linebacker	Quayshawn Nealy
11/17	Receiver	DeAndre Smelter
	Linebacker	P.J. Davis
12/1	Co-Offensive Lineman	Shaquille Mason
	Defensive Back	D.J. White

2015

10/9	Rookie	Marcus Marshall
10/26	Defensive Back	Jamal Golden
10/26	Specialist	Lance Austin

2016

9/17	Offensive Lineman	Freddie Burden
	Rookie	Dedrick Mills
10/1	Rookie	Dedrick Mills
10/29	Offensive Back	Justin Thomas
11/12	Defensive Back	Lawrence Austin
	Offensive Lineman	Parker Braun
11/19	Defensive Back	Lance Austin
	Linebacker	Brant Mitchell
11/26	Defensive Back	Lance Austin

ACC PLAYER OF THE YEAR

1999	Joe Hamilton, QB
2006	Calvin Johnson, WR
2008	Jonathan Dwyer, RB

ACC OFFENSIVE PLAYER OF THE YEAR

2008	Jonathan Dwyer, RB
------	--------------------

ACC DEFENSIVE PLAYER OF THE YEAR

2009	Derrick Morgan, DE
------	--------------------

ACC ROOKIE OF THE YEAR

1983	Cory Collier, TB
1985	Jerry Mays, TB
1989	Shawn Jones, QB
1991	Jimmy Lincoln, RB
2003	Reggie Ball, QB
2004	Calvin Johnson, WR

ACC COACH OF THE YEAR

1985	Bill Curry
1990	Bobby Ross
1998	George O'Leary
2000	George O'Leary
2008	Paul Johnson
2009	Paul Johnson
2014	Paul Johnson (M, C)

JACOBS BLOCKING TROPHY

1998	Craig Page, C
------	---------------

BRIAN PICCOLO AWARD

ACC'S MOST COURAGEOUS PLAYER

1989	Jerry Mays, RB
2000	Ed Wilder, FB
2013	Robert Godhigh, RB

ANTHONY J. MCKEVLIN AWARD

ACC MALE ATHLETE OF THE YEAR

1987	Riccardo Ingram
2000	Joe Hamilton

ACC 50TH ANNIVERSARY TEAM

SELECTED IN 2002

Marco Coleman, OLB
Joe Hamilton, QB
Ken Swilling, DB

TWO-TIME FIRST-TEAM ALL-ACC

Robert Lavette	1982, 1984
Ken Swilling	1989, 1990
Willie Clay	1990, 1991
Coleman Rudolph	1991, 1992
Rodney Williams	1997, 1998
Joe Hamilton	1998, 1999
Kelly Campbell	1999, 2001
Greg Gathers	2000, 2001
Luke Manget	2000, 2001
James Butler	2003, 2004
Durant Brooks	2006, 2007
Andrew Gardner	2007, 2008
Vance Walker	2007, 2008
Jonathan Dwyer	2008, 2009
Sean Bedford	2009, 2010
Omoregie Uzzi	2011, 2012

THREE-TIME FIRST-TEAM ALL-ACC

Marco Coleman	1990, 1991, 1992
Calvin Johnson	2004, 2005, 2006

ALL-STAR GAMES

SENIOR BOWL

MOBILE, ALA.

1951	Bob Bossons, C
1952	Ray Beck, G
	Ken Snyder, T
	Lamar Wheat, T
1954	Dave Davis, E
	Glenn Turner, B
1955	Bill Sennett, E
1957	Wade Mitchell, QB
	George Volkert, B
1958	Jerry Nabors, E
1961	Taz Anderson, B
	Gerald Burch, E
	Billy Shaw, T
1963	Rufus Guthrie, G
	Larry Stallings, G
1964	Ted Davis, C
	Billy Lothridge, B
	Billy Martin, E
1965	Bill Curry, C
1975	Jimmy Robinson, WR
1978	Lucius Sanford, LB
1979	Don Bessillieu, DB
	Kent Hill, OL
1982	Mike Kelley, QB
1985	Robert Lavette, RB
1986	Pat Swilling, DE
	Mike Travis, DB
1990	Darryl Jenkins, T
1991	Ken Swilling, DB
	Willie Clay, DB
	Mike Mooney, T
1992	Coleman Rudolph, DT
1994	Jamal Cox, ILB
1995	Michael Cheever, C
	Ryan Stewart, SS
1996	Nathan Perryman, CB
1997	Keith Brooking, LB
1999	Joe Hamilton, QB
2000	Chris Brown, T
2001	Kelly Campbell, WR
2003	Keyaron Fox, LB
	Daryl Smith, LB
2004	James Butler, FS
2005	Gerris Wilkinson, LB
2006	Mansfield Wrotto, T
2007	Durant Brooks, P
	Tashard Choice, RB
	Gary Guyton, LB
	Darrell Robertson, DE
	Philip Wheeler, LB
2008	Michael Johnson, DE
	Vance Walker, DT
2010	Anthony Allen, RB
2013	Jeremiah Attaochu, DE
	Jemea Thomas, DB
2014	Shaquille Mason, OG
	Darren Waller, WR
2016	Justin Thomas, DB

HONORS AND AWARDS

**BLUE-GRAY GAME
MONTGOMERY, ALA.**

- 1945 Paul Duke, C
- 1948 George Brodnax, E
- 1962 Mike McNames, FB
Bobby Caldwell, C
Ed Griffin, T
- 1970 Richard Gardner, G
Bubba Hoats, DB
- 1972 Rick Lantz, T
Brad Bourne, T
- 1974 Jimmy Robinson, WR
Billy Shields, T
Joe Harris, LB
Randy Rhino, DB
- 1975 Rick Gibney, T
- 1979 Henry Johnson, LB
Al Richardson, LB
- 1980 Ben Utt, G
- 1981 Mike Kelley, QB
- 1982 David Lutz, T
- 1986 Reginald Rutland, DB
Gary Lee, WR
John Davis, G
- 1987 Rick Strom, QB
Paul Jurgensen, DE
- 1989 Sean Smith, DT
- 1992 Shawn Jones, QB
- 1993 Dorsey Levens, RB
- 1994 Jamal Cox, ILB

**COLLEGE ALL-STAR BOWL
GREENVILLE, S.C.**

- 2013 Jay Finch, C
Will Jackson, OL
Robert Godhigh, RB
David Sims, RB
- 2014 Synjyn Days, RB

**EAST-WEST SHRINE GAME
VARIOUS SITES**

- 1925 Douglas Wycoff, FB
- 1967 Randall Edmunds, LB
- 1968 Terry Story, OT
- 1976 Leo Tierney, C
- 1978 Don Bessillieu, DB
- 1997 Ron Rogers, LB
- 1998 Rodney Williams, P
- 2001 George Godsey, QB
Chris Young, DB
- 2003 Daryl Smith, LB
- 2005 Gerris Wilkinson, LB
Dawan Landry, S
Eric Henderson, DE
- 2006 KaMichael Hall, LB
Kenny Scott, CB
- 2007 Gary Guyton, LB
- 2008 Darryl Richard, DT
Jahi Word-Daniels, CB
- 2009 Cord Howard, G
- 2010 Mario Butler, CB
- 2013 Izaan Cross, DE
Rod Sweeting, CB
- 2013 Jemea Thomas, DB
- 2014 Darren Waller, WR
- 2015 Jamal Golden, DB
D.J. White, DB

**GRIDIRON CLASSIC
ORLANDO, FLA.**

- 1998 Jason Bostic, CB
Delaunta Cameron, LB
Craig Page, C
Jesse Tarplin, DE
Chris Myers, TE
- 2000 Felipe Claybrooks, DE
Brent Key, G
- 2001 George Godsey, QB
Nick Rogers, DE
- 2002 Kerry Watkins, WR
Recardo Wimbush, LB
- 2003 Hugh Reilly, C
- 2004 Nate Curry, WR
Jimmy Dixon, FB
Darius Williams, TE

**HULA BOWL
HONOLULU / MAUI, HAWAII**

- 1955 Larry Morris, C
- 1958 Don Stephenson, C
- 1960 Maxie Baughan, C
- 1963 Dave Watson, G
- 1971 Renso Perdoni, T
- 1972 Smylie Gebhart, DE
Jeff Ford, DB
- 1975 Randy Rhino, DB
- 1979 Eddie Lee Ivery, RB
- 1984 Jack Westbrook, DB
- 1985 Robert Lavette, RB
- 1988 Willis Crockett, LB
- 1991 Ken Swilling, DB
- 1993 Dorsey Levens, RB
- 1997 Harvey Middleton, SE
- 2003 Hugh Reilly, C
- 2005 P.J. Daniels, RB
Damarius Bilbo, WR

**JAPAN BOWL
TOKYO, JAPAN**

- 1985 Andy Hearn, C
- 1986 John Davis, T
- 1989 Jerry Mays, RB

**LAS VEGAS ALL-AMERICAN CLASSIC
LAS VEGAS, NEV.**

- 2003 Jonathan Smith, WR
- 2004 Andy Tidwell-Neal, C
Kyle Wallace, T
- 2005 Chris Reis, S

**NFLPA COLLEGIATE CLASSIC
CARSON, CALIF.**

- 2013 Orwin Smith, AB
- 2015 Patrick Skov, BB

**RAYCOM ALL-STAR FOOTBALL CLASSIC
MONTGOMERY, ALA.**

- 2013 T.J. Barnes, DE
Travares Tillman, DB

**TROPICAL BOWL
DAYTONA BEACH, FLA.**

- 2016 Francis Kallon, DL



GEORGIA TECH'S FIRST ROUND NFL DRAFT PICKS

YEAR	RD	PK	NAME, POS.	TEAM	YEAR	RD	PK	NAME, POS.	TEAM
1945	1	4	Eddie Prokop, B	Boston Patriots	1992	1	12	Marco Coleman, OLB	Miami Dolphins
1955	1	6	Larry Morris, C	Los Angeles Rams	1998	1	12	Keith Brooking, LB	Atlanta Falcons
1963	1	10	Rufus Guthrie, G	Los Angeles Rams	2007	1	2	Calvin Johnson, WR	Detroit Lions
1964	1	8	Ted Davis, LB	San Diego Chargers*	2010	1	22	Demaryius Thomas, WR	Denver Broncos
1979	1	15	Eddie Lee Ivery, RB	Green Bay Packers	2010	1	16	Derrick Morgan, DE	Tennessee Titans
1979	1	26	Kent Hill, T	Los Angeles Rams					

* AFL Draft

EARLY ERA

1936-59

YEAR	RD	PK	NAME, POS.	TEAM
1937	10	92	Middleton Fitzsimmons, G	Chicago Cardinals
1938	5	38	M.J. "Dutch" Konemann, B	New York Giants
	8	70	Fletcher Sims, B	Chicago Bears
1940	20	188	Buck Murphy, B	Washington Redskins
1943	26	243	Harvey Hardy G,	Brooklyn Dodgers
1944	17	172	Ed Ryckley E,	Chicago Bears
1945	1	4	Eddie Prokop, B	Boston Yanks
	7	61	John Steber, G	Washington Redskins
1946	3	19	Frank Broyles, QB	Chicago Bears
	4	30	Paul Duke, C	New York Giants
	12	108	W.P. McHugh, P	Philadelphia Eagles
	14	126	George Hills, G	Green Bay Packers
	16	146	Dean Gaines, T	Green Bay Packers
	27	256	Ed Holsinger, B	Green Bay Packers
	27	258	Chuck Murdoch, E	Detroit Lions
	27	259	Roland Phillips, T	Washington Redskins
	30	289	William O. (Tex) Ritter, B	Washington Redskins
1947	6	44	Bob Davis, T	New York Giants
	12	100	George B. Hills, G	Green Bay Packers
	2	10	Bob Davis, T	Buffalo Bills [AAFC]
	3	22	Paul Duke, C	San Francisco 49ers [AAFC]
	10	78	Frank Broyles, QB	San Francisco 49ers [AAFC]
	11	87	Bill Healy, G	New York Yankees [AAFC]
	13	100	R.J. Jordan, E	Chicago Rockets [AAFC]
1948	5	29	Bill Healy, G	Boston Yanks
	16	145	Jim Still, QB	Chicago Cardinals
	18	156	George Mathews, B	New York Giants
	28	262	J.L. Bowen, B	Pittsburgh Steelers
	20	133	Frank Ziegler, B	Los Angeles Dons [AAFC]
	26	181	Jim Still, QB	Los Angeles Dons [AAFC]
1949	3	29	Frank Ziegler, B	Philadelphia Eagles
	5	42	George Brodnax, E	Detroit Lions
	8	80	Joe E. Brown, B	Chicago Cardinals
	25	247	Clay Matthews, T	Los Angeles Rams
	5	36	George Brodnax, E	San Francisco 49ers [AAFC]
	15	112	L.E. Glenn, T	New York Yankees [AAFC]
	16	125	J.L. Bowen, B	Cleveland Browns [AAFC]
1951	13	148	Dick Harvin, E	San Francisco 49ers
	14	169	Rob McCoy, B	Los Angeles Rams
	15	177	Bobby North, B	Philadelphia Eagles
	27	316	Bob Bossons, C	Green Bay Packers
1952	2	23	Ray Beck, G	New York Giants
	3	29	Lum Snyder, T	Philadelphia Eagles
	17	195	Darrell Crawford, B	Chicago Cardinals
1953	2	21	George Morris, C	San Francisco 49ers
	4	39	Buck Martin, E	Chicago Cardinals
	5	57	Hal Miller, T	San Francisco 49ers
	10	118	Pete Brown, G	San Francisco 49ers
	13	146	Bobby Moorhead, B	Baltimore Colts
	23	272	Jeff Knox, E	Philadelphia Eagles
1954	3	34	Henry Hair, E	Los Angeles Rams
	7	77	Glenn Turner, HB	Baltimore Colts
	9	99	Dave Davis, E	Green Bay Packers
	13	154	Sam Hensley, E	Los Angeles Rams
	15	171	Ed Gossage, T	San Francisco 49ers
	16	190	Roger Frey, T	Los Angeles Rams
	19	226	Frank Givens, T	Los Angeles Rams
	23	269	Leon Hardeman, HB	Baltimore Colts
	27	293	Pepper Rodgers, QB	Baltimore Colts
	27	317	Bill Sennett, E	Baltimore Colts

1955	1	7	Larry Morris, C	Los Angeles Rams
	8	91	Billy Teas, RB	Los Angeles Rams
	14	160	John Lee, B	Baltimore Colts
	21	246	Rees Phenix, T	Pittsburgh Steelers
1956	20	234	Dickie Mattison, B	Chicago Cardinals
	25	299	Franklin Brooks, G	Washington Redskins
1957	4	41	Carl Vereen, T	Green Bay Packers
	6	66	George Volkert, B	Pittsburgh Steelers
	12	141	Wade Mitchell, QB	Washington Redskins
	21	249	Sam Owen, B	Washington Redskins
	26	309	Paul Rotenberry, RB	Washington Redskins
	27	321	Ormand Anderson, T	Washington Redskins
1958	3	28	Stan Flowers, RB	Washington Redskins
	16	182	Arley Finley, T	Green Bay Packers
	19	222	Don Stephenson, C	Washington Redskins
	30	353	Ted Smith, E	Washington Redskins
1959	11	122	Floyd Faucette, B	Chicago Cardinals
	17	197	Jack Rudolph, LB	Detroit Lions
	18	206	Jim Benson, B	Philadelphia Eagles
	20	234	Toby Deese, T	San Francisco 49ers

AFL/NFL ERA

1960-66

YEAR	RD	PK	NAME, POS.	TEAM
1960	2	20	Maxie Baughan, C	Philadelphia Eagles
	6	67	Emmett Wilson, T	Philadelphia Eagles
	7	80	Taz Anderson, HB	Cleveland Browns
			Jack Rudolph, LB	Boston Patriots [AFL]
			Taz Anderson, HB	Dallas Texans [AFL]
			Toby Deese, T-G	Dallas Texans [AFL]
			Tom Roberts, T-G	Denver Broncos [AFL]
			Emmett Wilson, T	Denver Broncos [AFL]
			Floyd Faucette, HB	Los Angeles Chargers [AFL]
			Maxie Baughan, C	Minneapolis [AFL]
1961	2	27	Ed Nutting, T	Cleveland Browns
	9	120	Chick Graning, HB	St. Louis Cardinals
	14	184	Billy Shaw, T	Dallas Cowboys
	20	270	Al Lederle, E	Los Angeles Rams
	2		Billy Shaw, T	Buffalo Bills [AFL]
	11		Marvin Tibbets, HB	Dallas Texans [AFL]
	13		Gerald Burch, E	Oakland Raiders [AFL]
	15		Ed Nutting, T	Dallas Texans [AFL]
	18		Chick Graning, HB	Denver Broncos [AFL]
1962	17	227	Dave Steadman, T	Los Angeles Rams
	19	264	Harold Ericksen, G	Philadelphia Eagles
	23	179	Russ Foret, T	Dallas Texans [AFL]
	33	263	Al Lederle, E	Houston Oilers [AFL]
1963	1	10	Rufus Guthrie, G	Los Angeles Rams
	5	57	Joe Auer, HB	Los Angeles Rams
	9	122	Dave Watson, LB	Chicago Bears
	12	162	Bob Caldwell, C	Washington Redskins
	14	190	Tom Windinger, HB	Washington Redskins
	18	241	Larry Stallings, LB	St. Louis Cardinals
	2	10	Rufus Guthrie, G	San Diego Chargers [AFL]
	9	68	Larry Stallings, LB	Buffalo Bills [AFL]
	11	87	Dave Watson, LB	Boston Patriots [AFL]
	15	120	Joe Auer, HB	Dallas Texans [AFL]

YELLOW JACKETS IN THE NFL

1964	2	21	Billy Martin, E	Chicago Bears
	4	50	Ted Davis, LB	Baltimore Colts
	6	73	Bill Lothridge, QB	Dallas Cowboys
	20	279	Bill Curry, C	Green Bay Packers
	1	8	Ted Davis, LB	San Diego Chargers [AFL]
	2	10	Bill Martin, E	Kansas City Chiefs [AFL]
	12	95	Bill Lothridge, QB	Oakland Raiders [AFL]
	23	183	Bill Curry, C	Oakland Raiders [AFL]
1965	2	22	Dave Simmons, LB	St. Louis Cardinals
	2	26	Gerry Bussell, HB	Cleveland Browns
	9	125	Tom Bleick, HB	Baltimore Colts
	17	231	Dave Austin, E	Philadelphia Eagles
	5		Dave Simmons, LB	Buffalo Bills [AFL]
	9		Gerry Bussell, HB	Denver Broncos [AFL]
	9		Tom Bleick, HB	Houston Oilers [AFL-R]
	10		Dave Austin, E	New York Jets [AFL-R]
1966	12	176	Craig Baynham, E	Dallas Cowboys
	17	255	Jim Breland, C	San Francisco 49ers
	18	264	Bill Mooror, C	Philadelphia Eagles
	9		Craig Baynham, E	Miami Dolphins [AFL-R]
	10		Bill Mooror, C	Buffalo Bills [AFL-R]

1986	3	60	Pat Swilling, OLB	New Orleans Saints
	7	178	Mark Pike, DT	Buffalo Bills
	12	333	Mike Travis, DB	San Diego Chargers
1987	4	100	Reginald Rutland, DB	Minnesota Vikings
	11	287	John Davis, OL	Houston Oilers
	12	315	Gary Lee, WR	Detroit Lions
	12	319	Tyrone Sorrells, TE	New Orleans Saints
1988	8	202	Sammy Lilly, DB	New York Giants
1989	5	119	Willis Crockett, LB	Dallas Cowboys
	11	281	Cedric Stallworth, DB	Green Bay Packers
1990	11	280	Sean Smith, DE	New England Patriots
1991	7	174	Calvin Tiggie, LB	Tampa Bay Buccaneers
	10	268	Jim Lavin, G	Cincinnati Bengals
1992	1	12	Marco Coleman, OLB	Miami Dolphins
	4	108	Mike Mooney, T	Houston Oilers
	7	184	Ken Swilling, SS	Tampa Bay Buccaneers
	8	221	Willie Clay, CB	Detroit Lions
	11	300	Tom Covington, TE	San Francisco 49ers
1993	2	36	Coleman Rudolph, DT	New York Jets
	5	113	Scott Sisson, K	New England Patriots
1994	5	148	Gary Brown, T	Pittsburgh Steelers
	5	149	Dorsey Levens, RB	Green Bay Packers
1995	5	151	Lethon Flowers, DB	Pittsburgh Steelers
	6	173	Charlie Simmons, SE	Green Bay Packers
	7	229	Jamal Cox, LB	Chicago Bears
1996	2	60	Michael Cheever, C	Jacksonville Jaguars
	3	76	Ryan Stewart, DB	Detroit Lions
1998	1	12	Keith Brooking, LB	Atlanta Falcons
	6	154	Ron Rogers, LB	Baltimore Ravens
1999	4	107	Nate Stimson, LB	Washington Redskins
	5	152	Charlie Rogers, WR	Seattle Seahawks
	7	252	Rodney Williams, P	St. Louis Rams
2000	2	58	Travares Tillman, DB	Buffalo Bills
	3	69	Dez White, WR	Chicago Bears
	7	234	Joe Hamilton, QB	Tampa Bay Buccaneers
2002	6	177	Nick Rogers, LB	Minnesota Vikings
	7	228	Chris Young, DB	Denver Broncos
2003	s-2		Tony Hollings, RB	Houston Texans
2004	2	39	Daryl Smith, LB	Jacksonville Jaguars
	3	91	Tony Hargrove, DE	St. Louis Rams
	3	93	Keyaron Fox, LB	Kansas City Chiefs
	4	115	Nat Dorsey, T	Minnesota Vikings
	7	214	Jonathan Smith, WR	Buffalo Bills
2006	3	96	Gerris Wilkinson, LB	New York Giants
	4	132	P.J. Daniels, RB	Baltimore Ravens
	5	146	Dawan Landry, S	Baltimore Ravens
2007	1	2	Calvin Johnson, WR	Detroit Lions
	4	124	Mansfield Wrotto, T	Seattle Seahawks
2008	3	93	Philip Wheeler, LB	Indianapolis Colts
	4	122	Tashard Choice, RB	Dallas Cowboys
	6	168	Durant Brooks, P	Washington Redskins
2009	3	70	Michael Johnson, DE	Cincinnati Bengals
	6	181	Andrew Gardner, OT	Miami Dolphins
	7	210	Vance Walker, DT	Atlanta Falcons
	7	234	Darryl Richard, DT	New England Patriots
2010	1	16	Derrick Morgan, DE	Tennessee Titans
	1	22	Demaryius Thomas, WR	Denver Broncos
	3	71	Morgan Burnett, S	Green Bay Packers
	6	188	Jonathan Dwyer, RB	Pittsburgh Steelers
2011	7	225	Anthony Allen, RB	Baltimore Ravens
2012	2	43	Stephen Hill, WR	New York Jets
2014	2	50	Jeremiah Attaochu, LB	San Diego Chargers
	6	206	Jemea Thomas, DB	New England Patriots
	7	223	Brandon Watts, LB	Minnesota Vikings
2015	4	131	Shaquille Mason, C	New England Patriots
	4	132	DeAndre Smelter, WR	San Francisco 49ers
	6	204	Darren Waller, WR	Baltimore Ravens
2016	2	63	Adam Gotsis, DT	Denver Broncos
	6	178	D.J. White, DB	Kansas City Chiefs
2017	7	233	Harrison Butker, PK	Carolina Panthers

COMMON DRAFT ERA 1967-69

YEAR	RD	PK	NAME, POS.	TEAM
1967	13	322	Lamar Wright, G	Detroit Lions
	15	374	Sam Burke, DB	Detroit Lions
1968	7	171	Lenny Snow, RB	Minnesota Vikings
	8	217	Randall Edmunds, LB	Miami Dolphins
	11	282	Kim King, QB	Pittsburgh Steelers
1969	9	232	Larry Good, QB	Baltimore Colts
	13	321	John Sias, WR	Denver Broncos
	15	384	Joel Stevenson, TE	Cleveland Browns
	17	421	Terry Story, T	Cincinnati Bengals

MODERN ERA 1970-PRESENT

YEAR	RD	PK	NAME, POS.	TEAM
1971	16	396	Steve Harkey, WR	New York Jets
1973	16	408	Mike Oven, TE	San Francisco 49ers
	17	420	Eddie McAshan, QB	New England Patriots
1975	6	136	Billy Shields, T	San Diego Chargers
	8	197	Joe Harris, LB	Chicago Bears
	14	343	Randy Rhino, DB	New Orleans Saints
	15	367	Jimmy Robinson, WR	Atlanta Falcons
1976	2	59	Steve Raible, WR	Seattle Seahawks
	11	310	Rick Gibney, DT	Baltimore Colts
	16	432	Jeff Urczyk, G	Seattle Seahawks
	17	483	Danny Myers, QB	St. Louis Cardinals
1977	7	189	David Sims, RB	Seattle Seahawks
	11	283	Tony Daykin, LB	Detroit Lions
	12	325	Leo Tierney, C	Cleveland Browns
1978	3	66	Reggie Wilkes, LB	Philadelphia Eagles
	4	89	Lucius Sanford, LB	Buffalo Bills
	6	147	Randy Pass, G-C	New York Giants
1979	1	15	Eddie Lee Ivery, RB	Green Bay Packers
	1	26	Kent Hill, T	Los Angeles Rams
	5	134	Don Bessillieu, DB	Miami Dolphins
	8	201	Roy Simmons, G	New York Giants
	11	298	Michael Taylor, T	Houston Oilers
	11	299	Mike Blanton, DE	Miami Dolphins
	12	328	Drew Hill, WR	Los Angeles Rams
1980	7	174	Henry Johnson, LB	Minnesota Vikings
	8	201	Al Richardson, LB	Atlanta Falcons
	10	266	Tom Daniel, C	New England Patriots
1982	6	149	Mike Kelley, QB	Atlanta Falcons
1983	2	34	David Lutz, OL	Kansas City Chiefs
	6	146	Ellis Gardner, OL	Kansas City Chiefs
	11	280	Jim Bob Taylor, QB	Baltimore Colts
1984	10	251	Ronny Cone, RB	New York Jets
1985	4	103	Robert Lavette, RB	Dallas Cowboys
	12	313	Ken Whisenhunt, TE	Atlanta Falcons

GEORGIA TECH IN THE SUPER BOWL

PLAYER	TEAM	SUPER BOWL	YEAR	PLAYER	TEAM	SUPER BOWL	YEAR
Anthony Allen	Baltimore Ravens	XLVII	2013	Billy Lothridge	Miami Dolphins	VII	1973
Don Bessillieu	Los Angeles Raiders	XVIII	1984	Shaq Mason	New England Patriots	LI	2017
Keith Brooking	Atlanta Falcons	XXXIII	1999	Michael Matthews	New York Giants	XLII	2008
Gary Brown	Green Bay Packers	XXXI	1997	Curtis McGee	St. Louis Rams	XXXIV	2000
Morgan Burnett	Green Bay Packers	XLV	2011	Craig Page	Tennessee Titans	XXXIV	2000
James Butler	New York Giants	XLII	2008	Mark Pike	Buffalo Bills	XXV	1991
Delaunta Cameron	Tennessee Titans	XXXIV	2000		Buffalo Bills	XXVIII	1994
Willie Clay	New England Patriots	XXXI	1997	Chris Reis	New Orleans Saints	XLIV	2010
Bill Curry	Green Bay Packers	I	1967	Darryl Richard	New England Patriots	XLVI	2012
	Baltimore Colts	III	1969	Billy Shields	San Francisco 49ers	XIX	1985
	Baltimore Colts	V	1971	Roy Simmons	Washington Redskins	XVIII	1984
John Davis	Buffalo Bills	XXV	1991	Vernon Strickland	New York Giants	XXXV	2001
	Buffalo Bills	XXVIII	1994	Demaryius Thomas	Denver Broncos	XLVIII	2014
Lethon Flowers	Pittsburgh Steelers	XXX	1996		Denver Broncos	50	2016
Keyaron Fox	Pittsburgh Steelers	XLIII	2009	Travares Tillman	Carolina Panthers	XXXVIII	2004
Gary Guyton	New England Patriots	XLVI	2012	Vance Walker	Denver Broncos	50	2016
Joe Hamilton	Tampa Bay Buccaneers	XXXVII	2003	Philip Wheeler	Indianapolis Colts	XLIV	2010
Tony Hargrove	New Orleans Saints	XLIV	2010		Atlanta Falcons	LI	2017
Joe Harris	Los Angeles Rams	XIV	1980	Ken Whisenhunt (head coach)	Arizona Cardinals	XLIII	2009
Drew Hill	Los Angeles Rams	XIV	1980	Reggie Wilkes	Philadelphia Eagles	XV	1981
Kent Hill	Los Angeles Rams	XIV	1980	Gerris Wilkinson	New York Giants	XLII	2008
Dorsey Levens	Green Bay Packers	XXXI	1997	Louis Young	Carolina Panthers	50	2016
	Green Bay Packers	XXXII	1998				
	Philadelphia Eagles	XXXIX	2005				



Demaryius Thomas has appeared in two Super Bowls as a member of the Denver Broncos, including their 24-10 win over Carolina in Super Bowl 50.



Shaq Mason celebrates with New England Patriots national scout and Georgia Tech alum James Liipfert after the Patriots' 34-28 overtime win over Atlanta in Super Bowl LI.

ALL-TIME NFL ROSTER

A

Anthony Allen, RB

Baltimore Ravens (2011-12)
Buffalo Bills (2013)

Kyle Ambrose, DT

Denver Broncos (1987)

Taz Anderson, SE

St. Louis Cardinals (1961-64)
Atlanta Falcons (1966-67)

Jeremiah Attaochu, LB

San Diego/L.A. Chargers (2014-16)

Joe Auer, RB

Buffalo Bills (1964-65)
Miami Dolphins (1966-67)
Atlanta Falcons (1968)

B

Thomas Balkcom, DB

Miami Dolphins (1991)

T.J. Barnes, DT

New York Jets (2013-15)
Buffalo Bills (2015-16)
Kansas City Chiefs (2016-17)

Maxie Baughan, LB

Philadelphia Eagles (1960-65)
Los Angeles Rams (1966-70)
Washington Redskins (1971-74)

Craig Baynham, RB

Dallas Cowboys (1967-69)
Chicago Bears (1970)
St. Louis Cardinals (1972)

Grant Baynham, TE

St. Louis Rams (1997)
Minnesota Vikings (1997)

Scott Beavers, G

Denver Broncos (1990-91)
Kansas City Chiefs (1992)

William Bell, RB

Washington Redskins (1994-96)

Ray Beck, G

New York Giants (1952, 1955-57)

Jason Bender, P

Miami Dolphins (1995)

Don Bessillieu, DB

Miami Dolphins (1979-81)
St. Louis Cardinals (1982)
Los Angeles Raiders (1983, 1985)

Damarious Bilbo, WR

Arizona Cardinals (2006)
Dallas Cowboys (2006)

Peter Blazek, T

Seattle Seahawks (1985)

Tom Bleick, S

Baltimore Colts (1966)
Atlanta Falcons (1967)

Jason Bostic, CB

Philadelphia Eagles (1999-01)
Buffalo Bills (2002-03)

Brian Bravy, G

New Orleans Saints (1995)

John Brewer, HB

Dayton Triangles (1929)

Keith Brooking, LB

Atlanta Falcons (1998-2008)
Dallas Cowboys (2009-11)
Denver Broncos (2012)

Durant Brooks, P

Washington Redskins (2008)
Green Bay Packers (2009)

Chris Brown, T

Carolina Panthers (2001)
Chicago Bears (2001-02)

Gary Brown, G

Pittsburgh Steelers (1994)
Green Bay Packers (1994-96)

Carl Brown, DB

Denver Broncos (1990)

Pete Brown, C/LB/P

San Francisco 49ers (1953-54)

Gerald Burch, E

Oakland Raiders (1961)

Willie Burks, DT

Detroit Lions (1990)

Morgan Burnett, S

Green Bay Packers (2010-17)

Joe Burns, RB

Buffalo Bills (2002-06)

Gerry Bussell, DB

Denver Broncos (1965)

Harrison Butker, PK

Carolina Panthers (2017)

James Butler, S

New York Giants (2005-08)
St. Louis Rams (2009-11)

Mario Butler, DB

Dallas Cowboys (2010-11)
Denver Broncos (2012)
Buffalo Bills (2013-16)

C

Delaunta Cameron, LB

Tennessee Titans (1999)
Detroit Lions (2000)

Kelly Campbell, WR

Minnesota Vikings (2002-05)
Miami Dolphins (2006)
Tampa Bay Buccaneers (2009)

Jon Carman, T

Buffalo Bills (2000-02)
Minnesota Vikings (2002-03)

Ken Celaj, G

Miami Dolphins (1998)

Michael Cheever, C

Jacksonville Jaguars (1996-98)

Tashard Choice, RB

Dallas Cowboys (2008-11)
Buffalo Bills (2011-13)

Jamara Clark, CB

Atlanta Falcons (2001)

Willie Clay, CB

Detroit Lions (1992-95)
New England Patriots (1996-98)
New Orleans Saints (1999)

Felipe Claybrooks, DE

Arizona Cardinals (2001)
Cleveland Browns (2001-04)

Jimmy Clements, LB

Chicago Bears (1997)

Fred Coger, OLB

Dallas Cowboys (1995)

Marco Coleman, DE

Miami Dolphins (1992-95)
San Diego Chargers (1996-98)
Washington Redskins (1999-01)
Jacksonville Jaguars (2002)
Philadelphia Eagles (2003)
Denver Broncos (2004-05)

Kevin Cone, WR

Atlanta Falcons (2011-13)
Miami Dolphins (2014)
Cleveland Browns (2015)

Ronny Cone, RB

New York Jets (1984-85)

George Cooper, TE

Atlanta Falcons (2007-08)

Tom Covington, TE

San Francisco 49ers (1992-93)

Jamal Cox, ILB

Chicago Bears (1995)
Carolina Panthers (1995)
Jacksonville Jaguars (1995)

Jonathan Cox, CB

San Diego Chargers (2004)

Michael Cox, FB

Kansas City Chiefs (2008-11)
Atlanta Falcons (2012)

Willis Crockett, LB

Dallas Cowboys (1989-91)

Bill Curry, C

Green Bay Packers (1965-66)
Baltimore Colts (1967-72)
Houston Oilers (1973)
Los Angeles Rams (1974)

Nate Curry, WR

Kansas City Chiefs (2005-06)

D

Tom Daniel, C

New England Patriots (1979)

P.J. Daniels, RB

Baltimore Ravens (2006-09)

Bobby Davis, T

Boston Patriots (1948)

Dennis Davis, CB

Oakland Raiders (2006)
New York Giants (2006)
Seattle Seahawks (2007)

John Davis, G

Houston Oilers (1987-88)
Buffalo Bills (1989-94)

Lamar Davis, E

Baltimore Colts (1974)

P.J. Davis, LB

Jacksonville Jaguars (2017)

Ted Davis, LB

Baltimore Colts (1964-66)
New Orleans Saints (1967-69)
Miami Dolphins (1970)

Tony Daykin, LB

Detroit Lions (1977-78)
Atlanta Falcons (1979-82)

Emmanuel Dieke, DE

Miami Dolphins (2014-15)

Jimmy Dixon, FB

Tennessee Titans (2005)
Green Bay Packers (2006)
Seattle Seahawks (2006)

Nat Dorsey, T

Minnesota Vikings (2004)
Cleveland Browns (2005-08)

Paul Duke, C

New York Yankees (1947)

Jason Dukes, T

Jacksonville Jaguars (1996)

Chris Dunlap, WR

New England Patriots (2007)

Jonathan Dwyer, RB

Pittsburgh Steelers (2010-13)
Arizona Cardinals (2014)

E

Andrew Economos, LS

Jacksonville Jaguars (2005-06)
Tampa Bay Buccaneers (2007-12)

Randall Edmunds, LB

Miami Dolphins (1968-69)
New England Patriots (1971)
Baltimore Colts (1972)

F

Floyd Faucette, HB

San Diego Chargers (1960)

Nick Ferguson, CB

Cincinnati Bengals (1996)
Chicago Bears (1999)
Buffalo Bills (2000)
New York Jets (2000-01)
Denver Broncos (2002-07)
Houston Texans (2008-09)

Lethon Flowers, DB

Pittsburgh Steelers (1995-2002)
Denver Broncos (2003)

Elliott Fortune, DE

Cleveland Browns (1995)
Baltimore Ravens (1996-97)

John Paul Foschi, TE

New York Jets (2004)
Denver Broncos (2004)
Minnesota Vikings (2004)
Oakland Raiders (2004-06)
Cincinnati Bengals (2009)

Keyaron Fox (LB)

Kansas City Chiefs (2004-07)
Pittsburgh Steelers (2008-10)
Houston Texans (2012)

Dave Frakes, K

Washington Redskins (1998)

Russell Freeman, T

Denver Broncos (1992-94)
Oakland Raiders (1995)

Bill Fulcher, LB

Washington Redskins (1956-58)

G

Patrick Gamble, DL

New York Jets (2017)

Andrew Gardner, OT

Miami Dolphins (2009)
Minnesota Vikings (2010)
Houston Texans (2011-13)
Philadelphia Eagles (2014-16)

Ellis Gardner, T/G

Kansas City Chiefs (1983)
Houston Oilers (1984)
Indianapolis Colts (1985)

Darrell Gast, QB

Philadelphia Eagles (1988)

Bill Giaver, HB

Hammond Pros (1922, 1925)
Rock Island Independents (1923)
Racine Legion (1924)
Louisville Colonels (1926)

Wait Godwin, G

Staten Island Stapletons (1929)

Adam Gotsis, DT

Denver Broncos (2016-17)

Chick Graning, HB

St. Louis Cardinals (1962)
Boston Patriots (1963)

Jerome Green, RB

Boston Patriots (1960)

Sean Gregory, RB

Baltimore Ravens (2002)

Rufus Guthrie, G

San Diego Chargers (1963)

Joe Guyon, HB

Canton Bulldogs (1919-20)
Washington Senators (1921)
Union Quakers of Philadelphia (1921)
Cleveland Indians (1921)
Oorang Indians (1922-23)
Rock Island Independents (1924)
Kansas City Cowboys (1925)
New York Giants (1927)

Gary Guyton, LB

New England Patriots (2008-11)
San Diego Chargers (2012)

Derek Gwinn, G

Kansas City Chiefs (1984-85)

H

KaMichael Hall, LB

Indianapolis Colts (2007)

Joe Hamilton, QB

Tampa Bay Buccaneers (2000-02)
Indianapolis Colts (2004)

Steve Harkey, RB

New York Jets (1971-72)

Anthony Hargrove, DE

St. Louis Rams (2004-06)
Buffalo Bills (2006-08)
New Orleans Saints (2009-11)

Joe Harris, LB

Washington Redskins (1977)
San Francisco 49ers (1978)
Minnesota Vikings (1979)
Los Angeles Rams (1979-81)
Baltimore Colts (1982)

Anthony Harrison, DB

Green Bay Packers (1987)

John Helms, E

Detroit Lions (1946)

Will Heller, TE

Tampa Bay Buccaneers (2003-05)
Seattle Seahawks (2006-08)
Detroit Lions (2009-12)

Eric Henderson, DE

Cincinnati Bengals (2006-08)

David Hendrix, SS

San Diego Chargers (1995-97)

Urban Henry, DT

Los Angeles Rams (1961)
Green Bay Packers (1963)
Pittsburgh Steelers (1964)

Don Hickson, OLB

Cleveland Browns (1995)

Drew Hill, WR

Los Angeles Rams (1979-85)
Houston Oilers (1986-91)
Atlanta Falcons (1992-93)

Kent Hill, T

Los Angeles Rams (1979-86)
Houston Oilers (1987-88)

Stephen Hill, WR

New York Jets (2012-14)
Carolina Panthers (2014-15)

Tony Hollings, RB

Houston Texans (2003-05)
Chicago Bears (2006)

Reuben Houston, CB

Tampa Bay Buccaneers (2006)

Cord Howard, OL

Buffalo Bills (2010-11)

Ken Howell, G

Philadelphia Eagles (1983)

Ralph Hughes, DE

Tampa Bay Buccaneers (1998)

I

John Ivemeyer, T

Kansas City Chiefs (1986)

Eddie Lee Ivery, RB

Green Bay Packers (1979-89)

J

Darryl Jenkins, T

San Diego Chargers (1991-92)

Calvin Johnson, WR

Detroit Lions (2007-15)

Henry Johnson, LB

Minnesota Vikings (1980-83)

Billy Martin, E

Chicago Bears (1964-65)
 Atlanta Falcons (1966-67)
 Minnesota Vikings (1968)

Shaq Mason, OL

New England Patriots (2015-17)

Jeff Mathis, DT

Phoenix Cardinals (1990)

Clay Matthews, DE

San Francisco 49ers (1950, 53-55)

Michael Matthews, TE

New York Giants (2007-08)
 New England Patriots (2009)

Jerry Mays, RB

San Diego Chargers (1990)

Felton McConnell, G

Buffalo (1927)

Curtis McGee, T

New England Patriots (1997)
 Pittsburgh Steelers (1998)
 St. Louis Rams (1999)

Jason McGill, WR

Miami Dolphins (1993)
 Green Bay Packers (1993)
 Philadelphia Eagles (1994)

Pat McHugh, B

Philadelphia Eagles (1947-51)

Emmett Merchant, SE

Philadelphia Eagles (1992)

Harvey Middleton, WR

Philadelphia Eagles (1998-99)

Jermaine Miles, DE

New England Patriots (1997)
 New Orleans Saints (2001-02)

Hal Miller, OT

San Francisco 49ers (1953)

Veryl Miller, C

Washington Redskins (1991)

Chris Milton, DB

Indianapolis Colts (2016-17)

Warner Mizell, HB

Brooklyn (1931)
 Frankford (1931)

Mike Mooney, T

Houston Oilers (1992)
 San Diego Chargers (1992-93)

Derrick Morgan, DE

Tennessee Titans (2010-17)

Pat Moriarty, RB

Cleveland Browns (1979)

George Morris, C/LB

San Francisco 49ers (1956)

Larry Morris, LB

Los Angeles Rams (1955-57)
 Chicago Bears (1959-65)
 Atlanta Falcons (1966)

Fred Murphy, E

Cleveland Browns (1960)
 Minnesota Vikings (1961)

Najee Mustafaa, CB

(Reginald Rutland)
 Minnesota Vikings (1987-92)
 Cleveland Browns (1993-94)
 Oakland Raiders (1995)

Danny Myers, QB

St. Louis Cardinals (1976)

N

Quayshawn Nealy, LB

Seattle Seahawks (2015)
 Arizona Cardinals (2016)

Joshua Nesbitt, QB

Buffalo Bills (2011)

Ed Nutting, DT

Cleveland Browns (1961)
 Dallas Cowboys (1963)

P

Craig Page, C

Tennessee Titans (1999-2000)
 Dallas Cowboys (2000-01)
 Atlanta Falcons (2001-02)

Ken Parker, DT

Seattle Seahawks (1986)

Bill Paschal, HB

New York Giants (1943-47)
 Boston Patriots (1947-48)

Randy Pass, LB

Green Bay Packers (1978)

Don Patterson, DB

Detroit Lions (1979)
 New York Giants (1980)

Nathan Perryman, CB

Arizona Cardinals (1997)

Mark Pike, DE

Buffalo Bills (1986-98)

Cleve Pounds, DB

New York Giants (1986)

Eddie Prokop, HB

New York Yankees (1946-47, '49)
 Chicago Rockets (1948)

R

Steve Raible, WR

Seattle Seahawks (1976-81)

Hugh Reilly, C

Tennessee Titans (2004)

Chris Reis, S

Atlanta Falcons (2006)
 New Orleans Saints (2007-11)

Randy Rhino, DB

New Orleans Saints (1975)

Darryl Richard, DT

New England Patriots (2009-11)

Al Richardson, LB

Atlanta Falcons (1980-86)

Jimmy Robinson, WR

Atlanta Falcons (1975)
 New York Giants (1976-79)
 San Francisco 49ers (1980)
 Denver Broncos (1981)

Leon Robinson, T

Tampa Bay Buccaneers (2005)

Charlie Rogers, WR

Seattle Seahawks (1999-2001)
 Buffalo Bills (2002)
 Miami Dolphins (2003)

Nick Rogers, LB

Minnesota Vikings (2002-04)
 Green Bay Packers (2004)
 Indianapolis Colts (2004)
 Miami Dolphins (2005)

Ron Rogers, LB

Baltimore Ravens (1998)
 Indianapolis Colts (1998-99)

Ted Roof, LB

Tampa Bay Buccaneers (1986)

Coleman Rudolph, DT

New York Jets (1993-94)
 New York Giants (1994-96)

Jack Rudolph, LB

Boston Patriots (1960-65)
 Miami Dolphins (1966)

S

Lucius Sanford, LB

Buffalo Bills (1978-86)
 Cleveland Browns (1987)

AI Santone, G

Hartford Blues (1926)

Stefen Scottan, RB

Miami Dolphins (1991)

Billy Shaw, G

Buffalo Bills (1961-69)

Derrick Shepard, DT

Miami Dolphins (1998)

Billy Shields, T

San Diego Chargers (1975-83)
 San Francisco 49ers (1984)
 New York Jets (1985)
 Kansas City Chiefs (1985)

Charlie Simmons, WR

Green Bay Packers (1995)

Dave Simmons, LB

St. Louis Cardinals (1965-66)
 New Orleans Saints (1967)
 Dallas Cowboys (1968)

Roy Simmons, G

New York Giants (1979-81)
 Washington Redskins (1981-83)

David Sims, RB

Seattle Seahawks (1977-79)

Scott Sisson, K

New England Patriots (1993-94)
 Jacksonville Jaguars (1995)
 Minnesota Vikings (1996)

Patrick Skov, RB

Cleveland Browns (2016)

DeAndre Smelter, WR

San Francisco 49ers (2015-17)

Daryl Smith, LB

Jacksonville Jaguars, (2004-12)
 Baltimore Ravens, (2013-15)
 Tampa Bay Buccaneers (2016)

Eugene Smith, G

Chicago Bears (1960)

Jonathan Smith, WR

Buffalo Bills (2004-06)
 New England Patriots (2006)

Orwin Smith, RB

Green Bay Packers (2013)

Sean Smith, T

New England Patriots (1990-91)
 Atlanta Falcons (1992)

Lum Snyder, T

Philadelphia Eagles (1952-55, 1958)

Tyrone Sorrells, T

New Orleans Saints (1987)
 Cleveland Browns (1988-89)

Ken Southerland, T

Miami Dolphins (1985)

Larry Stallings, LB

St. Louis Cardinals (1963-76)

Cedric Stallworth, DB

Green Bay Packers (1989)

Derrick Steagall, WR

Miami Dolphins (1998-99)

John Steber, G

Washington Redskins (1946-50)

Rod Stephens, LB

Seattle Seahawks (1989-94)
 Washington Redskins (1995-96)

Joel Stevenson, TE

Cleveland Browns (1969)

Ryan Stewart, FS

Detroit Lions (1996-2001)

Jim Still, QB/DB

Buffalo Bills (1948-49)

Nate Stimson, LB

Indianapolis Colts (1999-2000)

Vernon Strickland, LB

San Francisco 49ers (1998-99)
 New York Giants (2000-01)

Rick Strom, QB

Pittsburgh Steelers (1988-93)
 Buffalo Bills (1994-95)
 Detroit Lions (1996)

Rod Sweeting, DB

New Orleans Saints (2013-14)
 Buffalo Bills (2015)

Ken Swilling, SS

Tampa Bay Buccaneers (1992)
 Cleveland Browns (1992-93)
 Arizona Cardinals (1994)

Pat Swilling, LB

New Orleans Saints (1986-92)
 Detroit Lions (1993-94)
 Oakland Raiders (1995-96, 1998)

T

Gavin Tarquinio, LS

Atlanta Falcons (2006)

Jim Bob Taylor, QB

Baltimore Colts (1983)

Michael Taylor, T

Houston Oilers (1979)
 New York Giants (1980)

Tom Taylor, C

Miami Dolphins (1985-86)

Demaryius Thomas, WR

Denver Broncos (2010-17)

Jemea Thomas, DB

Dallas Cowboys (2014)
 Tennessee Titans (2015)

Justin Thomas, DB/WR

New Orleans Saints (2017)

Levon Thomas, WR

Indianapolis Colts (2005)
 New Orleans Saints (2005-06)

Stumpy Thomason, B

Brooklyn Dodgers (1930-35)
 Philadelphia Eagles (1935-36)

Andy Tidwell-Neal, C

New York Giants (2005)

Leo Tierney, C

Cleveland Browns (1978)
 New York Giants (1978)

Calvin Tiggler, LB

Tampa Bay Buccaneers (1991-93)

Travares Tillman, DB

Buffalo Bills (2000-02)
 Houston Texans (2003)
 Carolina Panthers (2003-04)
 Miami Dolphins (2005-08)

Mike Travis, DB

San Diego Chargers (1986)

U

Jeff Urcyk, G

Seattle Seahawks (1976)

Ben Utt, G

Baltimore/Indianapolis Colts (1982-89)

V

Carl Vereen, T

Green Bay Packers (1957)

W

Vance Walker, DT

Atlanta Falcons (2009-12)
 Oakland Raiders (2013)
 Kansas City Chiefs (2014)
 Denver Broncos (2015-16)

Kyle Wallace, T

New York Giants (2005)

Darren Waller, WR

Baltimore Ravens (2015-17)

Dean Waters, C

Kansas City Chiefs (1984)

Gordon Watkins, T

Minneapolis Red Jackets (1930)
 Frankford Yellow Jackets (1930)
 Brooklyn Dodgers (1931)

Kerry Watkins, WR

Detroit Lions (2003)

Dave Watson, G

Boston Patriots (1963-64)

Brandon Watts, LB

Minnesota Vikings (2014-16)
 Miami Dolphins (2017)

Philip Wheeler, LB

Indianapolis Colts (2008-10)
 Oakland Raiders (2012)
 Miami Dolphins (2013-14)
 San Francisco 49ers (2015)
 Atlanta Falcons (2015-16)

Ken Whisenhunt, TE

Atlanta Falcons (1985-88)
 Washington Redskins (1989-91)
 New York Jets (1991-93)

Dez White, WR

Chicago Bears (2000-03)
 Atlanta Falcons (2004-05)

D.J. White, CB

Kansas City Chiefs (2016-17)

Rodney Wilkerson, ILB

Miami Dolphins (1995)



Joe Anoa'i (2003-06)



Jeremiah Attaochu (2010-11-12-13)



David "Red" Barron (1918-22)

A

Adams, Albert (m)	1930
Adams, B.R.	1918
Adams, Brandon	2016
Adams, H.H.	1937
Adams, J.Q.	1932
Adams, John D.	1966-67-68
Aderhold, Robert	1938-39-40
Akins, Marion	1950
Albanese, Brian	2000
Albright, J.G.	1923
Aldredge, Steven Scott	1989-90
Alexander, J.C.	1913-14-15-16
Alexander, William A.	1911-12
Alexander, Victor	2015-16
Alford, Catlin	2011-12
Alford, Chase	2013-14-15-16
Alford, Corey	2012-13
Allen, Anthony	2009-10
Allen, David B.	1979-80-81
Allen, Ermal K.	1964-65
Allen, H.T.	1918
Allen, John (m)	1990
Allen, Kikie (m)	1950
Allen, Marcus	2015-16
Allen, Proctor M.	1971-72
Allen, Rudolph C.	1974-75
Allen, T.R.	1938
Allen, Ty (m)	1990-91-92-93
Allen, William C.	1990
Allen, Zach	2013-15
Allison, Robert B.	1979-81
Alvine, Douglas W.	1989
Almond, Stephen E.	1965-67
Ambrose, Kyle	1984-85-86
Amis, T.B.	1919-20-21
Anderson, Ben	2007-08-09-10
Anderson, Chandler	2008-09-10-11
Anderson, J.C.	1947-48-49
Anderson, Jim	1982-83-84-85
Anderson, L.F.	1937-38
Anderson, Mark H.	1974
Anderson, Niko	2016
Anderson, Ormand G.	1954-55-56
Anderson, R.E.	1938
Anderson, T.G.	1940-41-42
Anderson, Warren (t)	1978-79-83
Anderson Jr., Edwin B.	1968
Anderson Jr., T.L.	1957-59-60(c)
Andrews, Dennis	2013-14
Andrews, Robert Boyd	1991-92-93-94
Andrzejewski, Alan Conrad	1998-99
Angley, Tom	1925-26
Anoa'i, Leati Joseph	2003-04-05-06(c)
Anyai, Eris	2005-06-07-08
Anyansi, Tabugbo	2001-02-03-04
Appleby, H.H.	1935-36-37

Armentrout	1922
Arnall, H.C. (m)	1918
Anrdt, Benjamin F.	2004-05
Arnett, James E.	1972
Arno, Teddy (m)	1947-48
Arrington, Art (m)	1981-82-83-84
Arthur, H.B.	1939-40
Asbury, F.L. (m)	1920
Ashley, Mitch	1980
Ashmon, Shannon	1999-00
Ashmore, Frederick M.	1965-66-67
Askew, Leon C.	1955-56-57
Asti, Erica (m)	1989-90
Atkinson, J.E.	1943
Atkinson, Michael (t)	1993
Aton, B.B.	1945
Attaochu, Jeremiah	2010-11-12-13(c)
Auer, Joseph	1961-62-63
Austin, David F.	1963-64
Austin, Lance	2014-15-16
Austin, Lawrence	2014-15-16
Austin, Michael B.	1952
Autry, Anthony	2012
Avers, Elaine R.(m)	1975-76-77-78
Avery (m)	1935
Ayres, Asher	1908


B

Bagwell, Gary D.	1955
Bahin, Jim (m)	1990
Bailes, Elbert L. (m)	1954
Bailey, Morgan	2012
Baker, Jeffrey L.	1971
Baldwin, J.S. (m)	1908
Balkcom, Thomas T.	1988-89-90
Ball, Reggie L.	2003-04-05-06(c)
Ballard, Thomas R.	1962-63-64
Balogun, Kamal	1995-96
Banks, William O.	1951-52
Barber, David C.	1965-66-67(c)
Barber, Henry J.	1962-63
Barber, Stephen (m)	1987-88-89-90-91
Barkley, Bobbie L.	1978
Barksdale, Michele (m)	1995-96-97-98-99
Barnes, Anthony	2007-08-09-10
Barnes, Karl W.	1972
Barnes, T.J.	2009-10-11
Barnwell	1915
Barr, Robert H.	1970-71
Barrett, Tyler	2007-08
Barrick, Austin	2007-08-09-10
Barron, Carter	1924-25-26
Barron, D.I.	1918-19-20-21-22(c)
Barron, G.W.	1945
Barron, L.F.	1930-31-32
Barron, Scott	1988-89

Barron, Tommy K.	1979-80-81-82
Bartlett, J.S.	1938-39
Barton, Bennett	2014-15
Basquin, Brett C.	1998-99-00
Bates, C.R.	1940
Battle, John M.	1963-64-65(c)
Battle, Erron Kevin	1989-90-91-92(c)
Baughan, Maxie	1957-58-59(c)
Baum, Phillip	1955-58
Baumgartner, Chris (m)	1996-97-98-99
Baxter, Bryan K.	1990-91-92-93
Baynham, Grant A.	1993-94-95-96
Baynham, Gordon C.	1964-65-66
Bazemore, Curtis W.	1974-75
Bazemore, Preston (t)	1986
Beall, F.R.	1942-43-46
Beard, P.E.	1913-14-15
Beard, R.A.	1934-36
Beard, W.R.	1939
Bearden, Charles E.	1985-86-87-88(c)
Beasley, James E.	1958-59
Beavers, David S.	1969-70-71
Beavers, Scott T.	1986-87-88-89
Beavin, Thomas D.	1969-70-71
Beck, Ray M.	1949-50-51
Beck, Thomas M.	1971-72
Bedford, Sean	2007-08-09-10
Beers, R.E.	1938-39-40
Belcher, Kyle P.	2004
Belflower, Bradley (m)	1990-91-92-93
Bell, David	1984-85-86
Bell, J.R.	1943
Bell, Jeb (m)	1974
Bell, John L.	1966
Bell, R.S.	1915-16-17
Bell, Travis A.	2004-05-06-07
Bell, William	1989-90-92-93
Bellamy, Eric J.	1989-90
Bender, Greg (m)	1986-87-88-89
Bender, Jason B.	1991-92-93-94(c)
Bennett, Benjamin (m)	1957-58
Bennett, John C.	2000-01
Bennett, Milford H.	1951-52
Bennett, Richard D.	1978
Bennett, Taylor J.	2005-06-07
Beno, Ray	2010-11-12-13
Benson, James E.	1957
Benson, KirVonte	2016
Bentley, Clarence F.	1961
Bercegeay, Julie (m)	1981-82-83-84
Besirevic, Salih	2002-04-05
Bessilleu, Donald A.	1975-76-77-78
Bethea, L.A.	1947-48-49-50
Bettress, Fred D.	1973
Betts, Charles H. (m)	1964-65
Bevier, Scott H.	1972-73-74
Biddle, William M.	1960-61
Bilbo, Damarius O.	2002-03-04-05

Billingslea, Eric E.	1991-92-93-94
Bills, J.T.	1946-47
Billy, Omar	2002-03-04-05
Black, D.C.	1911
Blackwell, Ceylon B.	1965
Blackwood, Glenn Jacob	2006-07-08
Blair, Scott	2007-08-09-10
Blake, J.A.	1945
Blane, W. J.	1964-65-66
Blanton, Michael J.	1975-76-77-78
Blasetti, Tony	1982
Blazek, Peter J.	1981-83-84
Bleick, Thomas W.	1963-64-65
Bloodworth, Charles H.	1974
Bogue, Doug	1980
Boldin, Carl	1976-77
Bonifay, Cameron H.	1971-72-73
Bonifay, Kenneth B.	1966-67-68
Bonnewell, Sheldon E.	1971
Booker, Calvin	2007-08
Booker, Donte M.	1996-97-98-99
Boone, Harry A.	1959-60-61
Boozer, David R.	1960
Bormolini, John	1975
Borum, Vernon L.	1922
Bosch, J.W.	1939-40-41
Bossos, R.R.	1947-48-49-50
Bostic, B.J.	2010-12-13-14
Bostic, Jason D.	1995-96-97-98
Boulware, H.B.	1934
Boulware, Raleigh J.	1992-93-94
Bounds, Kenneth E.	1968-69
Bourgeois, Gavin	2003
Bourne, W.B.	1943
Bourne, William B.	1970-71-72 (c)
Bourne, Matthew M.	1993-94-95
Bowen, Allen	1944-46-47-48
Bowen, J.L.	1944-45-46-47
Bowen, Robert C.	1974-75-76
Bowen, Shane A.	2006-07-08
Bowen, Sheppard A.	1976
Bowen, Tami (m)	1980-81
Bowley, Paul R.	1971-72-73
Bowman, Paul D.	1990
Boyd, A.M.	1934
Boyd, Mark	1991
Bracken, Samuel R.	1981-84-85
Bradach, D.D.	1946-47-48
Bradford, Jack C.	1943
Bradford, Patrick	1994-95-96-97
Bradford, Robert R.	1972-73
Bradley, Mark S.	1978-79-80-81 (c)
Bradley, Michael O.	1967-68-69
Brady, C.C.	1932
Braman, Matthew A.	2006-07-08
Bramlett, Jocelyn (m)	1995-96-97-98
Branch, Desmond	2016
Brannon, Charles N.	1951-52-53
Brannon, Drew	2007
Branley, James R.	1957
Braselton, Freddie G.	1957-58-59
Braswell, Jeff (t)	1982-84
Braswell, Ryan	2016
Braun, Parker	2016
Braun, Trey	2012-13-14-15
Bravy, Brian R.	1991-92-93-94
Breeca, Donald C.	1975-76
Breland, James E.	1965-66(c)
Brenner, Dale F. (m)	1966
Brewer, John M.	1925-26
Brewster, J.D.	1921-22
Brezina, Bradford P.	2003-04
Bridge, Robert S.	1972-73
Bridges, LeKeldrick	2002
Briggs, Herbert A. (m)	1963-64-65-66

Brigham, Nick 2013-14
 Brigman, William H. 1952-53-54
 Brittain, J.F. 1934-35
 Broach, R.A. (m) 1942-43
 Brodnax, G.H. 1945-46-47-48(c)
 Brooke, J.O. 1928-29-30
 Brookling, Keith H. 1994-95-96-97(c)
 Brooks, Christopher P. 1990-91
 Brooks, Durant S. 2006-07
 Brooks, Franklin D. 1952-53-54-55
 Brooks, J.L. 1937-38
 Broome, Timothy C. 1969-70
 Brown, Adam (t) 1998-00
 Brown, Ather. 2000-01-02-03
 Brown, Charles H. 1949-50
 Brown, Christopher 1997-98-99-00(c)
 Brown, David 2007-08
 Brown, Gary K. 2015
 Brown, Gary L. 1992-93
 Brown, Harper L. 1975-76
 Brown, J.C. 1907
 Brown, J.E. 1943-46-47-48
 Brown, James A. 1965-66-67
 Brown, Mandy (t) 1986
 Brown, Michael D. 1992
 Brown, Neil N. (m) 1959-60
 Brown, Robert P. 2004
 Brown, Samuel. 1979-80-81-82
 Brown, Samuel. 1950-51-52
 Brown, Timothy L. 1999-00-01
 Brownlee, Kevin 1982-83
 Broyles, J.F. 1943-44-46
 Bruce, Stephen B. 1972-73
 Bruenderman, Robert J. 1974-75-76
 Brumberg, Sara (t) 1997-98
 Brumby, C.R. 1929
 Bryan, William A. 1974-75
Bryan, Will 2015-16
 Bryant, C. Matthew 1979-80-81
 Bryant, W.G. 1914-15
 Buchanan, C. 1907-08
 Buchner, Marc E. (m) 1974-75
 Buckley, Grant (t) 1981-82-83
 Bullard, R.G. 1926
 Burch, Gerald T. 1958-59-60(c)
 Burdell, George P. 1928-29-30
 Burden, Freddie 2014-15-16
 Burke, Al (t) 1987
 Burke, Damian 1982-83-84-85
 Burke, Greg (t) 1986-87
 Burke, Sam F. "Bo" (t) 1965-66-67-68
 Burke, Samuel W. 1964-65-66(c)
 Burkholder, Gary L. 1963-64-65
 Burks, Jason L. 1997-98-99
 Burks, Willie L. 1986-87-88-89
 Burnett, Daniel R. 2002-03
 Burnett, Julian 2009-10-11 (c)
 Burnett, Morgan 2007-08-09 (c)
 Burns, Joe F. 1998-99-00-01
 Burns, Justin R. 1975-76-77
 Burroughs, C.E. 1940-41
 Burt, A.M. 1909-10
 Burton, Nathan I. 2001-02-03-04
 Burton, Richard E. (t) 1968-69-70
 Busbin, W.E. 1945-46-47
 Bussell, Gerald W. 1962-63-64
 Butker, Harrison 2013-14-15-16(c)
 Butler, James O. 2001-02-03-04(c)
 Butler, Mario 2007-08-09-10
 Byerly, Tim 2013-14-15
 Bynum, H.W. 1938



Clint Castleberry (1942)

C
 Cabrel, Francis G. 1978-79-80
 Cain, J.T. 1930-31-32
 Caldwell, Jerry R. 1995-96-97-98(c)
 Caldwell, Robert S. 1960-61-62
 Callan, John P. 1969-70-71
 Cameron, Delaunta L. 1995-96-97-98
 Cammack, Clayton L. 1958
 Camp, Brian J. 2001-02-03
Camp, Jalen 2016
 Camp, Larry B. 1963
 Campagna, Richard C. 1975
 Campbell, Antoine (t) 1999-00-01
Campbell, Christian 2016
 Campbell, Dean W. 1973
 Campbell, Douglas A. 1972-73
 Campbell, L. Kelly 1998-99-00-01
 Campbell, Randall W. 1971
 Carden, Gary M. 1970-71-72
 Carey, Tony 1984-85
 Carithers, Edward E. 1951-52-53
 Carlen, James A. 1953-54
 Carlisle, Thomas I. 1965-66-67
 Carlson, Coray 2012-13
 Carlson, Paul (t) 1981
 Carmack, Charles M. 1961
 Carmack, J.E. 1935-37
 Carman, Jonathan D. 1997-98-99
 Carmichael, Thomas A. 1965-66-67
 Carney Jr., Kenneth S. 1981(c)
 Carolina, Marvin 1982-83-84-85
 Carpenter, S.M. 1923-25
 Carpenter, T.G. 1943-44-46
 Carpenter, W.G. 1914-15-16-17
 Carson, R.E. 1926
 Carson, Stanley, L. 1955
 Carter, Belfield H. 1958-59-60
 Carter, David B. 1976
 Carter, E.V. (m) 1940
 Carter, H.M. 1923
 Carter, Joel T. 1983-84-85
 Carter, Morgan 2011
 Carter, Stewart (m) 1989-90-91-92
 Cassidy, Omar A. 1993-94-95
 Castleberry, Clinton D. 1942
 Castleberry, Don 1980
 Castleberry, J.W. 1944-46-47-48(c)
 Castro, Timothy P. 1996
 Caudle, Chris 1986-87
 Cavan, Harry J. 1964
 Caviness, Bryan (t) 1988
 Caviness, George (t) 1986-87-88-89
 Cavette, N.M. 1938-39-40(c)
 Cawthon, Wally H. 1979-80-81-82
 Celaj, Kujtim "Ken" 1994-95-96-97(c)
Cerge-Henderson, Kyle 2015-16
 Chadwick, Leon 1979-80

Chamberlain, Bryan 2012-13-14-15
 Chambers, John Bradley 1996-97-98
 Chambers, Travis J. 2005, 08
 Chambers, W.J. 1943-44
 Chamblin, Gerald 1986-87-88
 Chance, P.M. 1935-36
 Chancey, James E. 1960-61-62
 Chapman, J.G. 1908
 Chapman, Joseph R. 1961-62-63
 Chapman, Thomas A. 1967-68-69
 Cheeks, Chaz 2013
 Cheever, Michael J. 1992-93-94-95(c)
 Cheney, Charles E. 1969-70
 Cherry, B.T. 1930-31-32
 Chisholm, Donalthan 1981-82-83-84
 Chivington, J.L. 1936-37-38(c)
 Choice, Tashard 2005-06-07
 Christensen, Scott (t) 1986-87-88
 Christy, Frank J. 1953-54-55-56
 Chubb, William 1989-90-91
 Churchill, D.N. 1914
 Clare, Ben (m) 1998-99-00
 Clark, Anthony (Tony) 2006-07-08
 Clark, Jack L. 1964
 Clark, Jamara 1998-99-00
 Clark, Patrick 2005-06-07
 Clarkson, Massey (m) 1947-48-49
 Claxton, Ira St. Clair 2000
 Clay, J.P. 1939
 Clay, R.A. 1914
 Clay, Willie J. 1988-89-90-91(c)
 Claybrooks, Felipe A. 1997-98-99-00(c)
 Claytor, Nick 2008-09-10
 Cleland, Beau 2001-02
 Clements, Jimmy 1993-94-95-96
 Clifford, Harold C. 1966
 Clingan, L.H. 1931
 Clingan, Larry E. 1959
 Clinkscale, Gordon F. 2002
 Clyburn, R.B. 2008
 Cobb, F.R. 1918-19
 Cobb, Joe E. 1948-49-50
 Cochran, William S. 1955
 Coger, Frederick L. 1992-93-94
 Coker, Donald R. 1960
 Colbert, Freeman D. 1975-76-77(c)
 Colbert, W.D. 1944
 Colcord 1917
 Cole, David (m) 1954-55-56
 Cole, Robert T. 1963
 Coleman, J.T. 1946-47-48-49(c)
 Coleman, James P. 1973-74-75
 Coleman, Marco D. 1989-90-91
 Coleman, Marcus J. 1990-91-92-93
 Coleman, W.C. 1909-10-11
 Coley, Mike (t) 1983-84
 Coley, Pam (t) 1986
 Colley, C.S. 1912
 Collier, Cory 1983-84-85-86
 Collins, Cory 1999-00-01-02
 Collins, E.R. 1935-36-37
 Collins, John P. 1966-67-68
 Colquitt, Carey D. 1980-81
 Colvin, Joseph T. 1963-64-65
 Colvin, S.C. 1929-30
 Comer, Dave (t) 1984-85-86
 Conard, Chris 1986
 Cone, Kevin 2009-10
 Cone, Ronny L. 1979-80-81-83
 Connally, Vaughn 1924-25
 Connell 1922
 Conniff, Jack (m) 1931
 Connors, Matt 2012-13-14
 Cook, H. 1909-10-11-12-13(c)
 Cooksey, Douglas A. 1974

Cooksey, Robert T. 1978-79
 Cooper, George F. 2004-05-06
 Cooper, Douglas A. 1961-62-63
 Cooper, G.F. 1925
Cooper, Kenny 2016
 Copeland, Charles W. 1972
 Copeland, Steve E. 1962-64-65
 Cord, Robert T. 1973
 Cordrey, Peter D. 1969-70-71
 Corhen, Bryan N. 1997-98-99-00
 Corker, Newman (m) 1930
 Corley, Robert E. 1974-75-76
 Costello, Glenn S. 1970-71-72
Cottrell, Nathan 2016
 Covington, Thomas P. 1988-89-90-91
 Cox, Jack T. 1975
 Cox, Jamal K. 1991-92-93-94(c)
 Cox, Jonathan B. 2000-01-02
 Cox, Lucas 2008-09-10
 Cox, Michael L. 2004-05-06-07
 Cox, Orion V. 1988-89-90
 Crawford, Elbert D. 1949-50-51
 Crawford, John 1942
 Crawford, Steven G. 1973-74-75
 Crenshaw, Christopher 2011-12-13
 Crenshaw, F. Jermaine 2000
 Crockett, L.D. 1938
 Crockett, Willis R. 1985-86-87-88
 Cross, Izaan 2009-10-11-12(c)
 Crowe, David (t) 1990-94
 Crowley, E.J. 1925-26-27(c)
 Crowley, Thomas L. 1974-75
 Crum, Richard M. 1962
 Culton, John B. 1966-67-68
 Cummings, Euclid 2011-12-13
 Cummings, R.H. 1943
 Cundy, Christine (t) 1998
 Cunningham, Douglas Brent 1969-70-71
Curry, David 2016
 Curry, Nathaniel T. 2000-02-03-04(c)
 Curry, Shane 1986
 Curry, Terence W. 1986-88
 Curry, William A. 1962-63-64(c)
 Cushing, Glenn 1936-37-38
 Cushman, H.W. 1913-14
 Cutting, Michael D. 1975-77

D
 Daffer, Terrell E. 1971-72-73
 Dale, Thomas D. 1966-67-68
 Daniel, J.E. 1943-44
 Daniel, Stephen E. 1973-74
 Daniel, Thomas D. 1977-78-79(c)
 Daniels, Conrad M. 1996-98
 Daniels, Prince A. 2002-03-04-05(c)
 Darby, Bobby (m) 1983
 Darby, Mike 1982
 Daugherty, Ben T. 1952-53-54
 Davenport, Steven D. 1985-86-87-88
 Davis A. 1923
 Davis, Darish 1978
 Davis, David H. 1951-52-53
 Davis, Dennis L. 2001-02-03-04-05
 Davis, Ellis B. (m) 1941
 Davis, Forrest D. 1969
 Davis, Jason 2007
 Davis, John H. 1983-84-85-86
 Davis, J.R. 1907-08
 Davis, John J. 1962-64
 Davis, Marcus A. 1959
 Davis, Michael E. 1992
Davis, Melvin 2015
 Davis, O.G. 1918-19-20-21-22

ALL-TIME LETTERWINNERS

Davis, Paul "P.J." 2013-14-15-16
 Davis, R.T. 1944-45-46-47(c)
 Davis, Richard K. 1961-62-63
 Davis, Tyler 2007
 Davis, V.L. 1918-19
 Davis, Wingfield A. 1960-61
 Davis, W.A. 1931-32-33
 Davis Jr., Donald L. 1993-94-95(c)
 Day, A.M. 1918
 Day, Curley R. 1989-90-91-92
 Daykin, Anthony A. 1974-75-76(c)
 Daykin, Richard 1976-77-78
 Days, Synjyn 2011-12-13-14
 Dean, Allen N. (m) 1961-62
 Dean, David 1984
 Dean, Doug 1987
 Dean, Norris C. 1932-33-34
 DeBardelaben, Stephen L. 1968-69
 Dee, Michael E. 1993-94-95-96
 Deeds, Derrick 1981
 Deese, Marion D. 1957-58-59
 de la Guardia, Mario 1980
 Delany, Joe H. 1956-57-58
 Denney, Walter C. 1965-66-67
 Denning, Donald L. 1957
 Dennis, Corey 2011-12-13-14
 DeVaughn, M.S. 1927
Devine, Shamire 2014-15-16
 Dewberry, John 1983-84-85
 Dickey, Allison (m) 1996-97-98
 Dickinson, Jon (m) 1983-84-85-86
 Dieke, Emmanuel 2010-11-12-13
 DiPace, Max 2002
 Dixon, Jimmy 2001-02-03-04
 Dobyms, Robert B. 1961
 Dodd, R.O. 1940-41-42
 Dodd, Walter O. 1956
 Dollar, Charles R. 1990
 Dombach, R.D. 1944
 Donley, D.J. 2007
 Dorough, J.H. 1943-44
 Dorsey, Nathaniel W. 2001-02-03
 Douglas, Carl E. 1969
 Douglas, John F. 1966
 Douglas, Tracy (m) 1998-99-00
 Dover, Robert L. 1956-57
 Dowling, J.H. 1917-19
 Doyal, R.L. 1919-20
 Doyal Jr., R.L. 1945-47-48-49
 Drennon, R.E. 1926-27-28
 Dripps, Charles S. 1974
 Drummond, Daniel 2011-12-13
 DuBard, W.H. 1910
 Duckworth, Randy A. 1969-70-71
 Dudish, Andrew C. 1969
 Dudley, Derrick M. 1999
 Duke, P.A. 1944-45-46
 Dukes, Jimmy Jason 1992-93-94-95
 Duncan 1915
 Duncan, Curtis D. 1992
 Duncan, Johnny W. 1968-69
 Dunlap, Christopher D. 2003-04-05-06
 Dunlap, E.O. 1928-29-30(c)
 Dunmon, Lawrence D. "Trey" 2006-07
 Dunn, Duncan, F. 1965
 Dunwoody, H.R. 1916
 Durant, R.J. 1927-28
 Durden, Wanda (t) 1989
 Durham, James L. 1952-53-54
Durham, Step 2014-15-16
 Dwyer, Jonathan 2007-08-09
 Dyett, Marvin B. 1978-80-81-82
 Dyke, Daniel R. 1999-00-01-02
 Dyke, H.E. 1939-40-41
 Dykes, Bryce 2008

E

Earls, Correy 2007-08-09-10
 Eastburn, Reid P. 1992
 Eastman, William P. 1965-66-67
 Eastley, Chuck 1983-84-85
 Eaves, S.P. 1940
 Echols, Berwin C. 1999
 Ecker, Harry A. 1954-55-56
 Eckford, Erroll (m) 1923
 Economos, Andrew J. 2002-03-04
 Ector, W.H. 1937-38-39
 Edge, Arthur B. 1952
 Edwards, Christopher B. 1996-97-98-99
 Edmunds, George R. 1965-66-67(c)
 Edwards, Darrell 1987
 Edwards, G.L. 1936-37
 Edwards, J.E. 1941
 Edwards, Kenneth M. 1965
 Edwards, Howard T.J. 1988-89-90
 Edwards, Mario 2008-09-10
 Edwards, W.H. 1928-29-30
 Egbuniewe, Anthony 2008-09-10
 Elders, William E. 1961
 Eldredge, D.C. 1941-42
 Ellerbee, Terry E. 1972-73-74
 Elliott 1925
 Elliott, Bruce E. 1971-1972-1974
 Elliott, Thomas 1965-66-67
 Ellis, Carl S. 1976-77
 Ellis, Marion D. 1954-55-56
 Ellis, William C. 1965
 Elmer, E.E. 1909-10-11
 Elrod, Ronald H. 1965
 Emerson, C.L. 1908
 Emerson, Richard L. 1963-64
 Engel, Curtis S. 1970-71-72
 Enzweiler, Ronald J. 1970-71
 Ericksen, Harold J. 1959-60-61
 Ericksen, Kristen (t) 1993-94-95-96
 Escoe, Kenneth D. 1981-83
 Etheridge, Matthew T. 2000-01-02
 Etheridge, Robert G. 1979-80-81-82
 Eubank, Kim (m) 1987-88-89
 Eubanks, Bobby Joe 1955
 Eubanks, R.W. 1933-34-35
 Eubanks, Timothy E. 1967-68
 Evans, Jamaal 2006-07
 Evans, Larry (m) 1999-00
 Evans, Tyler 2006-07
 Evatt, Richard I. 1968-69-70
 Everett, Charles B. 1960
 Everhart, Clayton W. 1971-72
 Ewing, Tim 1988-89
 Ezell, C.S. 1929-30-31
 Eziemefe, Ajenavi C. 2002-03-04-05

F

Fair 1925
 Faisst, H.A. 1928-29
 Faith, Joseph W. 1967-68-69
 Farmer, I.L. 1930
 Farnsworth, W.B. 1921-23-24
 Farr, Clay (t) 1992-93-94-95
 Farrer, Danny F. (m) 1968
 Farrington, William E. 1961-62-63
 Faucette, Floyd S. 1957-58-59(c)
 Faulk, Waymon D. 1963-64
 Faulkinberry, David L. 1975-76
 Faulkner, A.J. 1942-43
 Faulkner, Gary A. 1971-72
 Faulkner, Mike (t) 1980-81-82
 Ferguson, Edwin L. 1996


Ferguson, Nicholas A. 1995
 Ferris, Henry A. 1949-50-51
 Ferst, F.W. 1918-19-20-21
 Fiebelkorn, Thomas M. 1965
 Fielder, K.J. 1912-13-14-15(c)
 Fields, Mark B. 1971-72-73
 Finch, Jay 2010-11-12-13
 Fincher, J.T. 1921
 Fincher, S.W. 1929-30-31
 Fincher, W.E. 1916-17-18-19-20(c)
 Findlay, Mark Garren 2003
 Finley, Arley D. 1957
 Fischer, Bruce A. 1963-64
 Fisher, Zach 2008-09
 Fitzgerald, C.W. 1927-28-29
 Fitzsimons, A.F. 1907
 Fitzsimons, J.M. 1934-35-36(c)
 Flanagan, D. 1947-48-50
 Flatau, Arthur 1975
 Fleetwood, C.G. 1922-23
 Fleming, Louis S. 1974
 Flowers, A.R. 1918-19-20-21(c)
 Flowers, Kim (m) 1983-85-86-87-88
 Flowers, M.J. 1930-31
 Flowers, Stanley M. 1955-56-57
 Flowers, William C. 1968-69-70
 Flowers III, Lethon 1991-92-93-94
 Floyd, Charles R. 1976-77
 Folkner, Andrew 2007-08
 Fonts, Eladio L. 1957
 Ford, Doug (m) 1983-85-86-87
 Ford, Gregory N. 1981-82
 Ford, Jeffrey S. 1969-70-71
 Ford Jr., Sidney B. 2000-01-02
 Foret, Russell A. 1959-60-61
 Forrester, Wallace 1924-25
 Fortier, Edmund A. 1979-81-82
 Fortier, Michael E. 1964-65-66
 Fortune, Elliott D. 1992-93-94
 Foschi, John Paul M. 2000-01-02-03(c)
 Foscue, C. (m) 1944
 Foster, Dave (m) 1979-80-81-82-83
 Foster, John D. 1965-66
 Foster, Stephen F. 1968-69-70
 Fox, Gary (t) 1973-74-75
 Fox, Keyaron J. 2000-01-02-03
 Fox, Sheldon J. 1978-79-80
 Foy, William S. 1973
 Foyle, R.A. (m) 1945
 Frakes, David H. 1994-95-96-97
 Frederick, Kyle W. 1990-91
Freeman, KeShun 2014-15-16
 Freeman, Russell W. 1989-90-91
 Frey, Roger A. 1952-53
 Friday, Raymond J. 1978-79
 Frierson, Martin 2006-07-08-09
 Friscia, Joe (m) 1953
 Frizzell, Everett E. 1949-50
 Fromayan, Eason 2014-15-16
 Fry, Erick J. 1989-90-91-92
 Fry, F.E. 1933
 Frye, C.A. 1921-22-23
 Fulcher, Sim B. 1957-59
 Fulcher, William M. 1953-54-55
 Furchgott, M.H. 1943-44
 Furlow, T.M. 1937-38

G

Gaines, H.D. 1944-45-46
 Gaiver, W.E. 1919-20
 Gallagher, James J. 1988-89-90-91
 Galloway, C.M. 1931-32-33
 Gamble, Patrick 2013-14-15-16

Gann, Stanley V. 1960-61-62
 Gardner, Adrian 2014
 Gardner, Andrew J. 2005-06-07-08 (c)
 Gardner, Ellis P. 1979-80-81-82
 Gardner, G.C. 1922-23-24(c)
 Gardner, Richard W. 1968-69-70
 Garrett, James W. 1975-76
 Gariety, Tony L. 1990
 Garner, Robert D. 1993-94-95
 Garside, Troy R. 2006-07-08
 Gast, Darrell 1983-86-87
 Gaston, Joe L. 1971-72
 Gaston, Joseph H. 2003-04-05-07
 Gaston, R.W. 1943
 Gathers, Gregory A. 1999-00-01-02
 Gause, Andrew Loyall 2005
 Gebhart, Smylie L. 1969-70-71
 Geertgens, Paul (m) 1989-90-91-92
 Geiger, Josh (m) 1999-2000
 George, Anthony (m) 1984-85-86-87
 George, Vincent B. 1979-80-81-82
 Georgetown, Gus (m) 1978-79-80-81-82-83-84-85
 Geren, Preston, M. 1972
 Gerhardt, Alfonso W. 1965-66-67
 Germany, Charles (m) 1972-73-74
 Gibbs, Wesley W. 1956-57
 Gibney, Richard B. 1972-73-74-75(c)
 Gibson, E.H. 1933-34-35
 Gibson, James L. 1966
 Gibson, W.C. 1937-38-39(c)
 Giddens, Scott 1991
 Gilbert, Joseph 2008-09
 Gilbreath, George C. 1949-50
 Gilchrist, Jerry M. 1989-90
 Gilliam, Venice L. Thomas 2002
 Gilliland, Robert F. 1952
 Gilmer, C.L. 1938
 Givens, Benjamin F. 1951-52-53
 Glad, Maurice L. 1966-68
Glanton, Brentavious 2016
 Glanton, T. Keith 1981-82-83-84
 Glazier, Weyman A. 1955-56
 Gleason, W.H. (m) 1946
 Glendinning, L.B. 1935
 Glenn, Jack 1931
 Glenn, John 1924
 Glenn, L.E. 1944-45-47-48
 Glenn, W. (m) 1927
 Glisson, Alan A. 1965-66
 Glover, R.G. 1915-16
 Glover, William 1999-00-01-02
 Godhigh, Robert 2010-11-12-13
 Godsey, George R. 1998-99-00-01(c)
 Godwin, Walter 1924-25
 Godwin, Jason 1994
 Gold, Scott H. 1990-91
 Golden, Jamal 2011-12-14-15
 Golden, R.F. (m) 1909-10
 Goldsmith, J.W. 1930-31-32
 Good, Larry V. 1966-67-68
 Goodier, L.E. (m) 1907
 Gooding, H.T. 1932
 Goodroe, Robert S. 1958
 Gookin, Richard B. 1954-55-56
 Goolsby, Brent S. 1989-90-91-92
 Goree, A.W. 1914-15
 Goree, C.P. 1939-40
 Goree, C.P. 1909-10-11
 Goshay, Derek B. 1989-90-91-92
 Goss, Harry 1952
 Gossage, Tommy L. 1953-54-55
 Gossage, Walker E. 1951-52-53(c)
 Gossett, A.H. 1945
 Gotsis, Adam 2012-13-14-15(c)
 Gould, Janet (t) 1987-88


Grace, Mike 1976
 Graham Reggie S. 1992
 Graham, Zollie S. 1970
 Granade, Kasey 1999
 Granger, H.G. 1921
 Graning, Charles H. 1959-60-61(c)
 Grant, Lawton E. 1951
 Grant, Walter B. 1953-54-55
 Grant Rashaun A. 2004-05-06-07
 Grantham, John M. 1998
 Gravely, Adria (t) 1999-00
Gray, A.J. 2015-16
 Graydon, E.D. 1929
Green, J.J. 2016
 Green, Jerome A. 1956-57-58
 Green, Robert Sterling 2001
 Green, Shawn 2011-12-13-14
 Greene, Jeff 2011-12
 Greer, David L. 1974
 Greer, Henry C. (m) 1965-66
 Gregory, Sean A. 1998-99-00-01(c)
 Gresham, Thomas S. 1965-66
 Gresham, William J. 1962-63-64 (c)
 Griffin, Chris 2014
Griffin, Corey 2014-15-16
 Griffin, Edward D. 1961-62
 Griffin, J.S. 1946-47-48-49
 Griffin, Jesse (m) 1999-00
 Griffin, Lynn 2013-14-15
 Griffin, Sedic 2006-07-08-09
 Griggs, Steve (m) 1971-72
 Grimes, Bill R. 1960
 Grosz, Esmond A. 1987-88
 Grubbs, Ronald L. 1961
 Gubba, Matthew S. 1995-96-97-98
 Guill, M.F. 1916-17-19
 Gunter, George S. 1968-69-70
 Guthrie, Dallis R. 1960-61-62
 Guyon, J.N. 1917-18
 Guyton, Gary D. 2004-05-06-07
 Gwinn, Derek 1980-81-82-83
 Gwynn, Robert S. 1968



Joe Harris (1972-74)

Harlan, J.W. 1917-19-20-21
 Harper, W.Z. 1943
 Harrell, Anthony 2012-13-14
 Harrington, Mike 1982-84
 Harris, Ali G. 1991-92
 Harris, Bobby G. 1959
 Harris, Ed (m) 1927-28
 Harris, Fred L. (m) 1960
 Harris, F.G. 1923
 Harris, Joseph A. 1972-73-74(c)
 Harris, Leslie 1996-97(tr)
 Harris, Mackel J. 1976-77-78-79
 Harris, Marcus 2007
 Harris, William J. (m) 1964-65-66-67
 Harrison, Anthony 1983-84-85-86
 Harrison, C.G. 1943
 Harrison, Danny K. 1987-88-89
 Harrison, M.E. 1947-48-49
 Harrison, N.C. (m) 1937
 Hart, J.W. 1930-31-32
 Hartley, M. Clayton 2000-01-02
 Harvin, Charles R. 1948-49-50
 Harvin, Harry T. 1965-66-67
 Harwood, James G. 1962
 Hatch, Jermaine 2000-02-03
 Hauck, A.E. 1929
 Hauenstein, Rudolph (m) 1952-53-54
 Hawkins, James D. 1964
 Haycock, Michael S. 1962
 Hayes, J.A. 1914
 Haygood, Jimmy 1968
 Hays, L.C. 1934-35-36
 Head, Anthony L. 1974-75-77
 Healy, Robertson L. 1970-71-72
 Healy, W.R. 1942-46-47(c)-48
 Heard, Ralph L. (m) 1957-58-59
 Hearn, Andy 1984-85
 Hearn, W.W. 1926
 Heffin, Malcolm D. 1978-79
 Heggs, Marlon 1979-80
 Helinger, Kerry S. 1970
 Heller, Louis J. 1966
 Heller, Will S. 2000-01-02
 Helm, Michael G. 1977-78-79
 Helmas, Mike (t) 1975-76
 Helms, Jeannae (m) 1983-84
 Helmer, Percy C. 1967-69
 Helms, J.A. 1941-42-45
 Helzer, C.W. 1944
 Henderson, Eric C. 2002-03-04-05(c)
 Henderson, Keith (m) 1970-71-72
 Henderson, Kevin 1984-85
 Henderson, Steven M. 1978-79-80-81
 Henderson, Warren (t) 1979
 Hendley, Daniel R. 1965
 Hendricks, Thomas E. (m) 1961-62-63
 Hendrix, David T. 1991-92-93-94
 Heneffield, George P. 1972

Hennessey, Alan W. 1971-72
 Henry, Georgia W. 1964-65-66
 Henry, Urban A. 1956-57
 Hensley, Sam P. 1951-52-53
 Henson, Douglas C. 1978-79
 Herrington, Tommy (t) 1978-79-80-81
 Herron, E.D. 1928-30
 Hertenstein, James M. 1969
 Hester, Marvius D. 1999-00-01-02
 Hicks, David L. 1986-87-88-89
 Hicks, John H. 1951
 Hickson, Donald N. 1991-92-93-94
 Higgins 1917
 Higgins, Hal F. 2001-02-03
 Hightower, J.T. 1919
 Hightower, W.H. 1918
 Hill, A.B. 1915-16-17
 Hill, Andrew 1975-76-77-78
 Hill, D. 1907-08-11
 Hill, Dennis (m) 1969-70-71
 Hill, Deon 2011-12-13-14
 Hill, Harold C. 1965-66
 Hill, Jason 2007-08
 Hill, Kent A. 1976-77-78
 Hill, M.E. 1943
 Hill, R.G. (m) 1944
 Hill, Richard 1973-74
 Hill, Stephen 2009-10-11
 Hillmeyer, Greg 1984
 Hills, G.B. 1943-44-45
 Hills, Richard 1985-86-87
 Hinojosa, Roberto 2015
 Hinson, Wayne D. 1974
 Hoats, John R. 1969-70
 Hodgdon, Greg (t) 1982-83-84
 Hodge, Bobby G. 1981-82-83
 Hoffman, Marvin D. 1969
 Hoffman, Stacey (m) 1989-90-91-92
 Hogan, Mark 1983-84-85
 Holiday, Hobie L. 2000-01
 Holland, R.F. 1925-27-28
 Hollander, Robert E. 1966
 Hollings, Tony T. 2000-01-02
 Hollomon, Curtis J. 1996-97-98
 Holloway, F.A.L. (m) 1934
 Holmes, Keith F. 1987-88-89-90
 Holt, Clifford R. 1960
 Holt, F.L. 1929-30
 Holton, Fred 2010
 Holtsinger, E.M. 1944-45
 Honeycutt, Bradley T. 2002-03-04-05
 Hood, E.J. 1925-26-27
 Hood, R.E. 1935
 Hook, L.W. 1946-47-48
 Hoover, C.M. 1943
 Horn 1926
 Hornbuckle, Robert E. 1969
 Horne, Gregory K. 1971-72-73
 Horton, Robert 1980-81-82-83
 Horton, Tommy 1967
 Houck, J.F. 1945
 Houston, Reuben J. 2002-03-04-05
 Howard, Cordaro 2006-07-08-09
 Howard, Jeffrey A. 1990-91-92
 Howard, Walter E. 1958-59-60
 Howell, Kenneth R. 1979-80-81-82
 Howington, Dan 1980-81
 Huddleston, Gregory D. 1972-73
 Huff, Charles F. 1954-55
 Huffines, R.D. 1918-19-23-24
 Hughes, Eddie L. 1969-70-71
 Hughes, Ralph J. 1994-95-96-97
 Hughley, Kelvin K. 1999
 Humphreys, George W. 1952-53-54
 Humphreys Jr., Henry C. 1948-49-50



Eddie Lee Ivory (1975-78)

Hunsinger, John S. 1953-54
 Hunt, A.T. 1921-22-23
 Hunt, Alex 1950-51-52
 Hunt IV, Alexander Trotter 1998
Hunt, Cheyenne 2015
 Hunt-Days, Jabari 2012-13-15
 Hunter, Mark 1973-74-75
 Huntley, Sammy L. 1981-83
 Hutchinson, H.G. 1938
 Hutko, Albert J. 1969-70
 Hutto, David M. 1989-90
 Hutton, W.B. 1912
 Hydriek, Lawton A. 1974-75-76-77
 Hyland, Tim 1976

H
 Hackett, R.W. 1935
 Haddock, Terry Edmond 1963-64-65
 Hair, Henry R. 1951-53-54
 Haley, William T. 1978-79
 Hall, Andrew S. 2000-01
 Hall, KaMichael C. 2003-04-05-06
 Hall, H.E. 1923
 Hall, Joseph A. 1951-52-53
 Hall, Robert L. 2006-07-08-09-10
 Hallman, Jay (t) 1989
 Hamilton, Joseph F. 1996-97-98-99(c)
 Hamilton, Keena (t) 1993-97
 Hamilton, Tim (m) 1990
 Hancock, J.K. 1940-41
 Hand, Wesley R. 1963
 Haney, Christopher M. 1993-94-96
 Hankins, Beau 2013-14-15
 Hardeman, Windle L. 1951-52-53
 Harden, Patrick (t) 1999-00-01
 Harden, Wesley C. 1975
 Hardie, Gary E. 1976-77-78
 Hardin, Allen 1950-51
 Hardison, C. Hugh 1951
 Hardwick, Joseph W. 1968-69-70
 Hardy, H.B. 1941-42
 Hardy, William R. 2003
 Hargrove, Anthony L. 2001-02
 Harkey, Stephen D. 1968-69-70

I
 Ingle, Jaime (t) 2000-01
 Inglett, Forest W. 1965-66
 Ingram, Riccardo 1984-85-86-87
 Inman, Richard E. 1951-52-53
 Irby, C.P. (m) 1935
 Irwin, B. King 1979
 Irwin, F.L. 1925-26
 Isaacs, R.C. 1929-30-31
 Isom, Roosevelt 1984-85-86-87
 Ison, R.L. 1938-39-40
 Ivemeyer, John 1982-83-84-85
 Ivory, Eddie Lee 1975-76-77-78(c)
 Ivory Jr., Eddie L. 2004

J
 Jackson, Albert J. 1995
 Jackson, Chris 2011-12
 Jackson, Gary C. (m) 1970-71-72
 Jackson, C. Huntington 1992
 Jackson, Johnathan D. 2001-02-03-04
 Jackson, Kyle 2008, 2010
 Jackson, Reginald P. 1976
 Jackson, Stephen H. (m) 1973
 Jackson, Steven A. 1994-95-96
 Jackson, Terry C. (m) 1973
 Jackson, Thomas E. 1962-63-64
Jackson, Tre 2015-16
 Jackson, Vernon E. 1971-72-73
 Jackson, Will 2010-11-12-13
 James, Calvin E. 1957-58-59
 James, Dennis H. 1967-68-69
 James, John E. 1948
 James, Lois (m) 1986-87-88-89-90
 James, Patrick M. 1985-86-87-88
 Jamison 1926
 Jane, Jay 1986-87
 Jarcac, Robert 1980-81-82
 Jarrett, Roy E. 1964-66
 Jarrett, Robert Tyler 1991-92-93

ALL-TIME LETTERWINNERS

Jarvis, Brian (m) 2000
 Jarvis, Matt (m) 1994-95-96-97-98
 Jasper, Deron 2007-08-09
 Jefferson, Brad 2007-08-09-10 (c)
 Jenkins, Herbert R. 1974-75-76
 Jenkins, W.K. 1909-10
 Jenkins, Darryl G. 1987-88-89-90(c)
 Jerkins, Walter T. 1949
Jeune, Ricky 2014-15-16
 Jobson Jr., Robert W. 1971
 Joe, Errin 2014-15
 Johnson, C.E. 1917-20-21
 Johnson, Calvin 2004-05-06(c)
 Johnson, Charles M. 1974
 Johnson, Cleo C. 1972-73
 Johnson, Gary L. 1999-00-01-02
 Johnson, G.L. 1909-19
 Johnson, Isaiah. 2010-11-12-14
Johnson, Jalen 2015-16
 Johnson, James A. 2005-06-07
 Johnson, James H. 1975
 Johnson, James L. (m) 1953-54
 Johnson, James M. 1974
 Johnson, James R. 1952-55-56
 Johnson, Kenton 2003-04
 Johnson, Michael 2005-06-07-08 (c)
 Johnson, Tim L. 1991
 Johnson, Thomas B. 1990-91-92-93(c)
 Johnson, Virgil L. 1996-97-98
 Johnson III, Henry W. 1976-77-78-79
 Johnston, J.T. 1913-14-15-16 (c)
 Jolly, Michael R. 1976
 Jones, A.E. 1935-36-37
 Jones, Andrew Shawn 1989-90-91-92 (c)
 Jones, Bart 1983-84-85-86
 Jones, C.D. 1908
 Jones, J.T. 1930-31-32
 Jones Jr., James A. 1952-53-54
 Jones, James D. 1965
 Jones, J. Dante 1981-82-83-84
 Jones, Lloyd Dwight "Djay" 2004-05-06-07
 Jones, Roddy 2008-09-10-11 (c)
 Jones, T.G. 1928-29-30
 Jones Jr., Thomas F. 1971-72-73
 Jordan, David M. 2003-05
 Jordan, Dewey E. 1963
 Jordan, Hugh Mitchell 1991-92
 Jordan, J.A. 1946-47-48-49
 Jordan, J.P. 1942
Jordan, Matthew 2015-16
 Jordan, R.J. 1946-47
 Jordan, W.H. 1935-36-37
 Jordan, W.W. 1940-41
 Joseph, Gary V. 1994-95-96
 Josephson, Andrew D. 1998-99
 Jurgensen, Paul 1985-86-87

K
Kagawa, Shaun 2014-15-16
 Kalasky, Richard (t) 1994-95-96
 Kallon, Francis 2013-14-15-16
 Kamp, Matt 2007
 Karlo, Daniel M. 1971
 Katz, Morris 1934
 Kaylor Jr., J. Leroy 1979-81-82
 Keeling, Kane 2000
 Keener, L. 1927-28
 Keisler, Jeffrey 1980-81-82-83
 Kelley, John L. 1975-76-77-78
 Kelley, Michael (m) 1970-71
 Kelley, Michael D. 1978-79-80-81
 Kelly, L.W. (m) 1940
 Kelly, Quincy 2007-08

Kelly, Sam 1980-81
 Kelly, W.J. 1945
 Kelsey, Nathaniel 1985-86-87-88
 Kemble, Jason A. 2000-01
 Kentera, Larry K. 1979-80-82
 Kepano, Anthony H. 1981-82-83-84
 Kercher, Jim 1996-97
 Kercher, Mark E. 1976
 Ketzner, Joe (t) 1996
 Key, Donald Brent 1997-98-99-00(c)
 Kicklighter Jr., Haven L. 1964-65-66
 Kidd, Charles W. 1966-67-68
 Kidd, John Paul 1920-21
 Kidney, Tyler 2010-11-12
 Kiltie, James H. 1966
 Kilzer, J.W. 1943-45-46
 Kimsey, Richard A. 1990-91-92-93
 Kinard, William D. 1966-67-68(c)
 King, Chris (m) 1991-92-93-94
 King, Cliff 1924
 King, Donald K. 1965-66-67
 King, Malcolm 1984-85-86-87(c)
 King, Miles 2007
 King, Noah H. 1998-99
 Kingrey, Carlo 1946
 Kirkpatrick, Robert G. (m) 1967-68
 Kitchen, Jimmie 2013
 Klare, John 1984-85
 Klock, Trey 2015-16
 Knapp, Kevin R. 1998-99
 Knox, Lambert J. 1951-52
 Konemann, M.J. 1935-36-37
 Koncul, Christopher 2001
 Koon, Keron Reginald 2000-01-02
 Kramer, Stephen A. 1968-70-71
 Krish, Zach 2008-09-10
 Kroll, E. James 1973-74-75
 Kroner, F.R. 1931
 Kryszon, Guenter 1998-99
 Kryszon, Kim (m) 1998
 Kuale, Ejiro M. 2001
 Kuhn, James 1941-42
 Kupper, Robert G. 1974-75
 Kushon, James E. 1990-91-92
 Kyker, D.C. 1945
 Kyle, Ronald K. (m) 1954-55
 Kyle Jr., George G. 1974-75-76

L
 Lackey, D.E. 1937-38-39
 Lackey, J.D. 1931-32-33
 Ladner, Larry 1950
 Laikowitz, Larry M. 1959-60-62
 Lagana, John E. 1965-66-67
 Laircey, Jim L. 1969-70-71
 Lam, Herman 1969-71
 Lamar, L.H. 1918
 Lamb, H.W. 1941
 Lambert, Carole (m) 1978
 Lamprey, Ruth (t) 1988
 Landers, Mike 1994-95
 Landry, Dawan F. 2002-03-04-05
 Lands-Davis, Mikell 2015
 Lang, R.M. 1913-14-15-16
 Lang, Thomas D. 1971-72-74
 Langstaff, Witt 1948-49
 Lanier, Gary A. 1976-77-78-79
 Lansing, A.R. 1945-48
 Lantz, Toby 1982-83
 Lantz Jr., Richard W. 1970-71-72(c)
 Lasch, John A. 1956-57-58
 Laskey, Zach 2011-12-13-14
 Lassiter III, Issac H. 1965


Lavallee, Charles R. (m) 1964-65-66-67
 Lavette, Robert L. 1981-82-83-84
 Lavin, James W. 1988-89-90
 Law, H.G. 1929-30
 Lawrence, Allen (m) 1978-79
 Laws, E.E. 1931-32-33(c)
 Lawson, Carl A. 1989-90
 Lawson, Clyde W. 1959
 Lawson, John W. 1961
 Lawston, Anthony L. 2000-01-02
 Laxson, Victor V. 1961
 Leach, John (m) 1928
 Lear, Donald J. 1987-88
 LeBey, C.D. 1920-21
 Lederle, Albert J. 1961
 Ledford Jr., Parvin E. 1963
 Lee, Brian T. 2000-01-02
 Lee, C.L. 1940
 Lee, Garrett P. 1962-63-64
 Lee, Gary 1983-84-85-86
 Lee, Ivery 1983-84-85-87(c)
Lee, Jahaziel 2016
 Lee, Rodney J. 1977-78-79
 Lee, Vad 2012-13
 Leidy, Dale W. 1979
 Lentz, Jeff 2009-10
 Leone, Christopher M. 1994
 Lester, Gregory J. 1987-88-90-91
 Leuhrman, H. 1909-10-11
 Levens, Herbert Dorsey 1992-93(c)
 Lewis, Charles M. 1958
 Lewis, Clarence Jamal 2004-05-06-07
 Lewis, Clifford S. 1976
 Lewis, F.C. 1909-10
 Lewis, John D. 1990-91
 Lewis, Richard O. 1969-70-71
 Lewis, Ronald W. 1958
Lewis, Terrell 2014-16
 Liipfert, James 2006-07-08
 Lillard, J.B. 1926-27
 Lillie, Michael J. 1997
 Lilly, Sammy 1983-84-85-87
 Lincoln, James M. 1991-92-93-94
 Lincoln, Robert W. 1961
 Lindsey, J.B. 1934-35-36
 Lindsey, Steven L. 1987
 Lindsley, Charles S. 1969-70
 Linginfelter, William S. 1955
 Littleton, Harry J. 1961
 Liu, Arnold (t) 1998
 Lloyd, Steve (m) 1978-79-80
 Lockhart, Jon 2009-10
 Loeb, A.L. 1911-12-13
 Loesch, Casey B. 2001-02
 Logan, M.J. 1943-44(c)
 Logan, Mark A. 2001-02-03-04
 Logan, Reginald B. 1958
 Logan, W.W. 1942
 Long, Joshua W. 1998
 Long, Stanley M. 1972-73
 Lonowski, Jacob L. 2005-07
 Loom, Brian (m) 1989-90-91
 Lothridge, Billy L. 1961-62-63(c)
 Lowe, Lawrence D. 1977-78-79-80
 Lowrey, R.O. 1942
 Lubischer, Anthony J. 1973-74-75
 Lucas Jr., J. 1913-14
 Luck, C.F. 1907
 Luck, J. 1910
 Luck, J.K. 1942
 Luck III, James K. 1970
 Luginbill, Thomas C. 1994
 Luikkar, Steven B. 1975-76
 Lumpkin, Roy 1928
 Luna, R.C. 1929

Lupton, Dale B. 1948-49
 Lusk, Bob 1950
 Lutz, David G. 1979-80-81-82(c)
 Lyman, W.P. 1921-22
Lynch, Clinton 2015-16
 Lyons, Matthew A. 1950-51-52
 Lyons, Preston 2009-10-11
 Lyons, R.M. 1934

M
 Mabra, Ronald 1998-99
 Machen, B.J. 2009, 2011
 MacIntyre, George Michael 1987-88
 Mack, Charles 1985-86
 MacKendree, James A. 1989-90-92
 Mackley, Roy L. 1958
 Macy, Richard T. 1970-71-72
 Madigan, William V. 1999
 Maiello, Peter P. 1994-95
 Maggiore, Joe (t) 1994-95
 Maier Jr., Frank H. (m) 1958-59
 Maker, David 1995
 Malone, Alfred W. 2001-02
 Malone, George R. 1985-86-87-88
 Malone, Jonathan 2007-08
 Malone, K.G. (m) 1914
 Malone, Ralph 1982-83-84-85
 Maloney Jr., William H. 1981
 Maloof, George B. 1949-50-51
 Maloof, Jeffrey R. 1987-88
 Malta, Joseph W. 1974-75
 Mancarus, James M. 1988
 Mancil, Steven Wade 1993
 Maness, Devon 1978-79
 Manget, Thomas Luke 1999-00-01-02
 Manion, Tim 1982-83-85-86
 Manley, Kyle T. 2005-07
 Mann, Devon 1978-79
 Mann, Danny J. 1978
 Manning, George 1941-42-43(c)
 Manning, Mark 1980
 Manzoor, Ashley (t) 1999
 Marble, James A. 1977-78
 Marcordes, Tyler 2012-13-14
 Marion, Jessie D. 1986-87-88-89
 Marium, Adele (m) 1982
 Marius, Laurence 2006
 Maree, G.L. 1928-29-30
Marshall, Andrew 2014-15-16
 Marshall, J.A. 1940-42(c)
 Marshall, John 1924-25-26
 Marshall, Marcus 2015
Marshall, TaQuon 2015
 Marston, Sean (m) 1994-95-96-97-98
 Martimucci, Lisa (m) 1980
 Martin, Buck 1950-51-52
 Martin, Christie (m) 1987
 Martin, Stephen (m) 1999
 Martin, Jake W. 1961-62-63(c)
 Martin, Jon S. 1961-62-63
 Martin, L.J. 1925-26-27
 Martin, Michael D. 1980-81-82-83
 Martin, Ryan (m) 1991-92-93-94
 Martin, W.S. 1933-34
 Martin Jr., Jake W. 1986-87-89-90
 Marvin, John 2014-15
 Mason, Kent L. 1974
 Mason, Shaquille 2011-12-13-14(c)
 Mason Jr., Rausey W. 1957-58
 Massa, Alison (m) 1995-96-97
 Massey, Irving M. (m) 1939
 Massey, Robert 1984-85-86-87
 Mathews, George 1944-45-46-47



Eddie McCashan (1970-72)



Wade Mitchell (1953-56)

Mathias, Clark1915-17-18
 Mathis, Jeffrey D.1986-87-88-89
 Matlock, John R.1961-62-63
 Matthews, Michael2004-05-06
 Matthews, W. Clay1947-48-49
Matthews, Zach2015
 Mattison, Richard C.1954-55-56
 Matvay, Russell.....1998-99-00-01
 Mauck, H.M.1914-15-16
 Mauldin, Tim1984-85
 Maynard, Charles N.1956-57
 Mays, Jerry D.1985-86-88-89(c)
 Mays, Reggie1983
 Mayton, John A.1969-71
 McAden III, Rufus Y.1962
 McArthur, J.R.1930-31-32
 McCashan III, Eddie1970-71-72
 McCabe, Richard2001
 McCaskill, Robert M.1974-75
 McCauley, George R.1955
 McClary, Jerimiah1987-88-89-90(c)
 McClellan, Austin2015-16
 McCloskey, Frank1968-69-70-71
 McCommons, Stephen R.1976-77
 McConnell, F.1922-23
 McCord, D.E.1913-14
 McCoy, Delma S.1964-65-66
 McCoy, Robert H.1947-48-49-50
 McDaniel III, William D.1974-75
 McDewitt, Sean L.1986-87-88
 McDonald, Alf1912-13
 McDonough, J.J.1919-20-21-22
 McDowell, M.C.1908
 McElroy, Joshua1999
 McEwen, Jeni (t)1991-92
 McFadden, Robert (t)1989-90-93
 McGaughey, William C.1959-60-61(c)
 McGee, Curtis L.1993-94-95-96(c)
 McGill, Jason1990-91-92
 McGuire, Xavier R.2003-04-05-06
 McHugh, W.P.1941-42-46
 McIntosh, J.C.1944-45-46(c)
 McIntyre, J.F.1921-22-23(c)
 McIntyre III, D.I. (m)1939
 McKay, Antonio1983
 McKayhan, Daniel2009-10-11
 McKee, J.W.1929-30-31
 McKenzie, Michael A.1971-72-73
 McKinley, J.E.1934-35
 McKinney, R.H.1945-46-47-48
 McKinney, William S.1958-59
 McKinnon, Bobby1968
 McLaughlin, Mark P.1972-73
 McLean, O.C. (m)1937
 McLeod, William L.1972-73-74
 McManus, Nathan P.2004-05-06-07
 McMath, H. (m)1919
 McNabb, Dale (m)1985-86-87

McNair, Tremayne2011-12-13-14
 McNamara, Kevin M.1970-71-72
 McNamara, Sean (t)1988-89-90-91
 McNames, Patrick M.1960-61-62
 McNearney, Sam2014
 McNeill, Charles A. (m)1963-64
 McPhaul, L.G.1908
 McRae, D.F.1925-26
 McRae, Nick2009-10-11-12
 McRee, C.A.1921
 Means, C.P.1908
 Means, E.B.1911-12-13
 Medintz, Jeff (m)1975-76
 Meier, Julie (t)1992
 Melton, Tyler2008-09-10-11
 Melvin, Lamar C.1966-67
 Melvin, Michael1985-86-87
 Mendheim, James R.1961-62-63
 Menegazzi, Paul D.1981-83-84
 Menger, Johnny V.1953-54-55-56
 Menocal, Nick2011-12-13
 Mercer, Michael K.1972-74
 Merchant, Emmett A.1988-89-90-91
 Meridieth III, Lonnie L.1978
 Merkle, Gus1924-25
 Merritt, James1990
Merriweather, Tyler2014-16
Messick, Antonio2014-15-16
 Middlebrooks, Jack S.1965
 Middleton, Harvey1994-95-96-97(c)
 Milam, Woodrow M.1989-90-91-92
 Miles, Carl2010
 Miles, Jermaine L.1995-96
 Miller, Don E.1954-55-56
 Miller, Hal1950-51-52
 Miller, Matthew L.1997-98-00
 Miller, Veryl E.1989-90
 Miller Jr., Birl B.1972-73
 Milligan, Harry1931
Mills, Dedrick2016
 Mills, H.F.1943
 Milo, Michael W.1971
 Milton, Chris2012-13-14-15
 Minter, Michael M.1995-96
Mitchell, Brant2015-16
 Mitchell, Christopher M.1969
 Mitchell, LaShon D.1994
 Mitchell, Ross1998-99-2000-01(c)
 Mitchell, R.M.1945
 Mitchell, W.M.1921-22
 Mitchell, Wade T.1953-54-55-56(c)
 Mizell, L.W.1927-28-29
 Modrak, Frank M.1976
 Molina, Yoel1993-96
 Momon, Clinton1977-78-79
 Montague, A.F.1912-13-14
 Montgomery, Joe1982
 Moody, Travis1986-87

Mooney, Michael P.1988-89-90-91(c)
 Mooney, Stephen W.1979-80-82
 Moore, Daniel (m)1994-95-96-97-98
 Moore, F.B.1923-24
 Moore, Gary M. (m)1971
 Moore, George E.1978-79
 Moore, H.1908
 Moore, Jack G.1969-70
 Moore, Jeremy2012
 Moore, Justin2011-12
 Moore, Justin (m)1999-00
 Moore, J.S.1934
 Moore, Mike (m)1970-72
 Moore, Nicholas J.2003
 Moore, W.A.1912
 Moorer, W. Daniel1964-65-66(c)
 Moorhead Jr., Robert1950-51-52
 Morehouse, Christopher W.2000-01-02
 Morelock, Delmar, C.1976
Morgan, Brad2016
 Morgan, Derrick2007-08-09 (c)
 Morgan, J.P.1935-37
 Morgan, Mark1980
 Morgan, Tyler2009-10-11-12
 Moriarty, Patrick J.1973-74-75-77
 Morris, George1950-51-52
 Morris, George W.1962-64
 Morris, Greg A.1992-93-94
 Morris, James L.1952-54
 Morris, Jimmy M.1953-54-55(c)
 Morris, Larry C.1951-52-53-54(c)
 Morris, Peyton (t)1989-90-91-92
 Morris, W.H.1932
 Morrison, D.E.1914-15-16(c)
 Morrison, Mot J.1954
 Morrow, H.K.1943
 Morton, Joel T. (m)1962
 Moss, Jack S.1959-61
 Mote, Wayne G.1985-86-87-88
 Muertth, A.M.1939-40
 Mugg, Kenneth E.1966
 Mulherin, Matthew W.1949
 Mullen, William S.1986-87-88-89
 Mumford, Galin E.1968-69
 Mundorf Jr., Roy M. (m)1950-51-52
 Munroe, Malcolm2009-10-11-12
 Muns, Michael2016
 Murchison, Jeff1993
 Murdock, C.H.1944-46
 Murphy, Fred J.1958-59
 Murphy, R.W.1937-38-39(c)
 Murphy, T.M.1922
 Murphy, Thomas J.1964
 Murray, J.A.1931
 Murray, James G.1974
 Murray, John A.1925
 Murray, Matthew T.1978
 Murray, Sam D.1924-25-26
 Muyres, Jeremy J.1999-00-01-02(c)
 Muyres, Jon R.1996-97-99-00(c)
 Myddleton, W. Smith1964-65-66
 Myers, Christopher T.1995-96-97
 Myers, Don1950
 Myers Jr., Charles D.1973-74-75

N
 Nabelle, E.G.1921-23-24
 Nabors, Jerry H.1955-56-57
 Nail, Jimmy A.1959-60-61
 Nance, A.S.1913
 Naples, Andrew P.1974
 Nealy, Quayshawn2011-12-13-14(c)
 Negus, Dale1983

Neblett, H.C.1930-31-32(c)
 Neese, Darrell1991
 Nelson, Richard R.1965-66-67
 Nephew Jr., David S.1975
 Nesbitt, Joshua2007-08-09-10 (c)
 Nesbitt, M.M.1918-19
 Nettles, J.E.1940
 Neuss, William J.1991-92-93-94
 Newberry, LeShawn2005-06
 Newmanner, Mike (m)1968-69-70
 New, Wayne C.1969
 Newman, Robert B.1977-78-79
 Newmarker, Michael W. (m)1968-70
 Nicholl, Michael O.1959-60-61
 Nicholson, Erick M.1970
 Nickels, Scott (m)1980-81-82-83
 Niebanck, Michael E.1979-81-82
 Nilson, Rodney C.1992
 Nix, John P.1963
 Nix Jr., Frank H.1958
 Nixon, J.U.1935-36-37
 Noble, Dominique2012-13-14-15
 Noe, James M.1955
 Nolan, James S.1946-47-48
 Nordmann, Patrick2010
 Norris, Steven H.1969-70
 North, Don (m)1978
 North, Robert E.1948-49-50
 Norton, Darrell D.1981-82-83-84
 Novak, George A.1971
 Nowell, Hal Gordon (honorary)1919
 Nuener, Donald F. (m)1970-71-72-73
 Nutting Jr., John E.1959-60

O
 Oenbrink, Robert M.1969
 Okebie, Onu2010
 O'Kelley, C.S.1945
 O'Leary, Timothy1991
 O'Leary, Martin2001
 Olive, Sammy R.1979-80
 Oliver, Adamm L.2004-05-06-07
 Oliver, Brandon2013-14-15
 Olson, J.W.1945
 Oltz, H.F.1927
 O'Neal, John F.1978
 O'Neill III, John C.1969-70-71
 O'Neill Jr., John H.1948-49
 O'Neill, Michael O.1961
 Onwuvalu, Denis2015
 O'Reilly, Thomas2013
 Ormsby, W.J. (m)1945
 Orr, Jeffrey E.1977
 Osborne, Terrell H.1977-78
 Oven, John M.1970-71-72
 Owen, Charles L.1987-88-89
 Owen, Kenneth S.1954-55-56
 Owens, Phillip A.1979
 Owings Jr., James B.1971-72-73

P
 Padgett, Travis (m)1983-84-85-86-87
 Page, J.A.1937-38
 Page, P.F.1942
 Page, Warren Craig1996-97-98
 Pair, Jamal2009-10
 Pair, R.H.1939
 Pallman, Charles M. (Chip)1968-69-70
 Palmer, Brian (m)1986-87-88
 Palmer, Thomas M.1985-86-87-88
 Papushak, Jeffrey A.1991-92-93-94
 Paquette, Alex2007

ALL-TIME LETTERWINNERS

Parham, R.S. 1926-28
 Parker, Edward H. 2005
 Parker, Ken 1982-83-84-85
 Parker, Stacy J. 1989-90-91-92
 Parker, Travis A. 2002-03-04
 Parise, Ron 1972
 Pasanella, Dave 1983-84
 Paschal, William A. 1942
 Paschal, William A. 1962-63-64
 Paschel, R.S. (m) 1946
 Pass, James R. 1975-76-77(c)
 Patman, Todd (m) 1992
 Patterson, Donald R. 1976-77-78(c)
 Patterson, H.W. 1908-09-10-11
 Patterson, Jack D. 1951-52
 Patton Jr., George Lee 1994-95
 Patton, J.S. 1913-14
 Patton, James W. 1947-48-49-50
 Paul, Jerry L. 1968
 Pauline, James V. 1965
 Paynem, Robert G. 1975
 Pearce, Edmund F. (m) 1958-59
 Pearson, Toby 1984-85-86-87
 Pedrick, L.E. (m) 1945
 Peek, Colin D. 2005-07
 Peek, J.W. 1945
 Peeler, T.B. 1931
 Peeler, Patrick 1993
 Peeples, Embry 2008-09-10-11
 Peeples, Frank (m) 1946-47-48
 Peeples, Joel T. 1977-78-79-80
 Penley Jr., James W. 1965-66-67
 Peoples, Kevin L. 1989-90-91-92
 Perdoni, Renso G. 1969-70
 Perdue, Dan (m) 1999-2000
 Perkerson, J.G. 1933-34
 Perkerson, L.N. 1939
 Perkins, Charles 2011-13-14
 Perkins Jr., Thomas B. 1978-79
 Perry, Elton P. 1954
 Perryman, Nathan 1993-94-95-96(c)
 Person III, James W. 1968-69
 Peters, Jason 2008-09-10-11
 Petersen, W.B. 1931-32-33
 Peterson, Michael 2008-09-10-11
 Petit, J.W. 1946-47-48
 Pettis, Terry L. 1987-88-89-90
 Pharr, Stephen B. 1989-90-91(c)-92(c)
 Phenix Jr., H. Rees 1952-54
 Phillips 1919(c)
 Phillips, D.J. 1932-33-34(c)
 Phillips, G.M. 1915-16-17-19(c)
 Phillips, J.R. 1943-44-46-47
 Phillips, Jeremy M. 2002
 Phillips, Michael D. 1981-82-83
 Phillips III, Otis D. (m) 1958-59-60
 Pickering, Deidre (t) 1994-97
 Pierce, Jeffrey A. 1978-79-80-81
 Pike, Mark 1982-83-84-85
 Pilgrim, Raymond W. 1957-58-59
 Piller, Zachery P. 1994
 Pippin, John (m) 1975-76-77
 Pitts, Fred (t) 1975-76
 Pizzati, H.E. (m) 1933
 Plaster, R.A. 1940-41-42(c)
 Polk, Charles D. 1968-69
 Poole, George 1950-51-52
 Poole, J.M. 1932-33
 Poole, W. Owen 1924-25-26 (c)
 Poole, Sean 2010-11-12-13
 Pope, E.G. 1946-47-48-49
 Poree, Albert 2001
 Porter, C.E. 1912
 Porter, Joel E. 1973-74-75-76
 Porter, John K. 1983-84-85

Porter, John T. 1986-87
 Potts, William (m) 1989-90-91-92
 Pounds, Cleve 1982-83-84-85
 Powell, David C. 1998
 Powell, James R. 1959-60
 Powers, Steven 2007
 Prather, Robert S. 1963
 Preas, J.H. 1913-14-15-16
 Preston, C.B. 1934-35-36
 Pretz, Dick 1950-51-52
 Price, Elbert L. 1966
 Price, Elliot A. 1974-75-76
 Price, Mitchell 1993
 Priestley, Jerry M. 1963-64-65
 Prokop, E.S. 1942-43
 Pund, H.R. 1926-27-28(c)
 Purvis, James A. (m) 1970-71
 Putnal, Stephen S. 1971-72-73

Q

Queen, William L. 1947-48-49
 Quigg, B.G. 1939-40
 Quinn, Martin 1993
 Quinton Jr., Billy D. 1977

R


Ragains, Stephen (m) 1988-89
 Raible, Steven C. 1973-74-75
 Raine, J.M. 1935
 Rainey, H.W. 1913
 Rampley, C. Todd 1985-87-88
 Randolph, R.L. 1926-27-28
 Rank, Matthew B. 1978-79-80
 Rassau, Thomas J. 1974
 Rathbun, Ira 1950
 Ratterman, G.A. 1920
 Ray, Darryl 1989-90
 Rawlins, Ricky A. 1973
 Razayeski, Jerome (t) 1989-90-91-92-93
 Read, R.C. 1927
 Rearden, Joseph W. 2003
 Redford, David E. 1951-54
 Reed, John N. 1957-58-59
 Reed, Lamont S. 1993
 Reese, Boyd T. (m) 1964-65-66
 Reese, Dominique 2007-08-09-10
 Reese, James C. 1990
 Reese, Larry C. 1976-77-78
 Reeves, Charles E. (m) 1956-57-58
 Reeves, H.L. 1923
 Reeves, Robert 1924
 Register, Gerry G. 1974
 Reid Jr., James E. 2004-05
 Reid, Lee R. 1959-60-61
 Reid, Rashaad 2008-09-10-11
 Reid, R.C. 1926
 Reilly, Hugh O. 2000-01-02-03(c)
 Reis, Christopher E. 2002-03-04-05(c)
 Rhino, Chappell 1950-51-52
 Rhino, Daniel V. 1974-75-76
 Rhino, Kelley W. 1999-00-01-02
 Rhino, Randall P. 1972-73-74
 Rhodes, Matthew D. 2004-05-06-07
 Rhodes, Robert M. 1988
 Rice, Anthony L. 1990-91-92-93
 Rice, Ronald 1980-81-82-83
 Richard II, Darryl 2004-06-07-08 (c)
 Richards, C.P. 1939
 Richards, Charles James 1994
 Richardson, Alpette 1975-78-79
 Richie, Robert W. (m) 1962-63-64
 Riddle, Dave 1982

Riede, Brian (t) 1982-83
 Riggle, John O. 1969-70
 Riles, Wayne J. 2006
 Rimmer, Walter 1937-38
 Ritter, W.O. 1943-44
 Roberson, Avery R. 2004-05-06-07
 Robert, L.W. 1907
 Roberts, C.H. 1933-34
 Roberts, Chase 2013
 Roberts, Linwood 1954
 Roberts, Roderick D. 1996-97-98
 Roberts, S.A. 1935-37
 Roberts, Tommy (t) 1978-79-80
 Roberts-Blake, Raymond A. 2000-01-02 (c)
 Robertson, Darrell T. 2004-05-06-07
 Robertson, Greg 1985
 Robertson, Justin E. 1995-96-97-98
 Robinson, C.B. 1909-10
 Robinson, Donald R. 1971-72-73
 Robinson, James P. 1972-73-74
 Robinson, Leon A. 2001-02-03-04
 Robinson, Robie 1950
 Robinson, Tony 1997-98-99-00
 Robison Jr., David M. 1956-58
 Rochester, Denny A. 1979-81-82
 Rocker, Albert 2008-09-10
 Rodgers, Franklin C. 1951-52-53
 Rodriguez, Robert E. 1989-90-91-92
 Rodwell, Ryan 2012-14-15-16
 Rogers, Alan 1980
 Rogers, Bill 1980
 Rogers IV, Charles B. 1965
 Rogers, Eugene Jackson 2002-03
 Rogers, J.R. 1917-18
 Rogers, John E. "Charlie" 1995-96-97-98(c)
 Rogers, Nicholas Q. 1999-00-01(c)
 Rogers, Phillip F. 1995-97-98-99
 Rogers, Ronald W. 1994-95-96-97(c)
 Rogers, Stuart 1980-81-82-83
 Rogers, Travis W. 2005
 Rollins, Robert T. 2005
 Rollow, T.A. (m) 1944
 Roof, Terence E. 1982-83-84-85(c)
 Rook-Chungong, Rod 2014-15-16
 Roper, Bradley R. 1977-78
 Rosamilia, Mike 1983-84-85-86
 Rosamond, W.I. 1935
 Rose, John L. 1975-76
 Rose, Shane (t) 1990-91-92
 Rose, Thomas E. 1955-56-58
 Rosinski, Michael D. 1970
 Ross, Arthur E. 1950-51
 Rotenberry, Paul D. 1954-55-56
 Rountree, A.J. 1914
 Roush, Elena (m) 1988
 Roush, Mike (t) 1986-87-88-89
 Rowe, Jonathan 2003
 Rowlett, Mark 1977
 Rucker, Charles A. 1974-75-76-77
 Rudolph, Coleman H. 1989-90-91-92(c)
 Rudolph, Jake 1950-51-52
 Rudolph, John L. 1957-58-59
 Rudolph, Russ (m) 1986-87-88-89
 Ruffin, Larry W. 1951-52-53
 Rush, Angelo 1989-90
 Rusk, W. 1927-28-29(c)
 Rutherford, Bruce F. 1969-71
 Rutland, Reginald 1983-84-85-86
 Ryckele, A.E. 1941-42

S

Sackett, G.W. 1934
Saint-Amour, Anree 2015-16


Sale, Oliver H. 1954-55
 Salem, Richard 1981-82-83
 Salisbury, Kevin M. 1986-87-88-89
 Salome, Joe M. 1950
 Sammons, David 1994
 Sampson, Michael J. 2002
 Sams, Russell (m) 1991
 Sanders, C.R. 1939-40-41 (c)
 Sanders, Hugh A. 1964
 Sanders, Leavitt F. 1972-73
 Sanders, R.J. (m) 1941
 Sandlin, Elizabeth (t) 1992
 Sanford Jr., Lucius M. 1975-75-76-77 (c)
 Santospago, Louis F. 1968
 Sargent, John A. 1972-73-74
 Satterfield, James (m) 1966-67
 Saunders, Jalen 2014-15
 Saussy, Hugh 1924
 Scales III, Herbert K. 1974-75-76
 Scarboro, D.D. 1918-19-20-21
 Scharfschwerdt, E. 1943
 Scharfschwerdt, William R. 1949
 Schmidgall, David E. 2000-01
 Schmidt, Robert K. 1978-79
 Schnitzer, Ray L. 1974-75-76-77(c)
 Schroeder, Charles (m) 1968-69-70
 Schroeder, Christian 2003
 Schroer, John W. 1964-65-66(c)
 Schultz, Mark H. 1980-81-82
 Schwetje, Craig 1993
 Scott, Kenneth M. 2003-04-05-06
 Scott, Franklin R. 1990-91-92
 Scott, Rusty 2013-15
 Scotton, Stefan D. 1987-88-89-90
 Scully, David 2011-12
 Scully, Dennis W. 1972-73
 Seager, Tim 2013-15
 Seamon, Robert B. 1966-67-68
Searcy, Qua 2015-16
 Sellers, Bradley A. 2006-07-08-09
 Sellinger, Frank L. 1965
 Sendobry, Doug 1985-87
 Sennett, Bill 1953-54
 Senules, Edward A. 1975
 Senter, J.C. 1914-15-16
 Sernulka, Leonard S. 1975
 Serpico, Matt 2014
 Sessions, Lee 1924
 Seward Jr., James P. 1962-63-64
 Sewell, Charles D. 1963-64
 Sewell, Donald R. 1976-77-78
 Sexton, Frank M. 1961-62-63
 Sexton, Thomas K. 1976-77
 Shamburger, Ellis L. 1954
 Shamburger III, Ellis L. 1975-76-77-78
 Shank, Donald P. 1973-74-75
 Shank, Jeffrey E. 1977-78 (c)
 Sharp, Anthony Scott 1994
 Sharpe, John F. 1963
 Shaver, T.W. 1917
 Shaw, C.F. 1933-34
 Shaw, C. Brandon 1995-96-97
 Shaw, Gene 1938-39-40
 Shaw, Jamie (m) 1996-97
 Shaw, Jared (Jaybo) 2008-09
 Shaw, William L. 1958-59-60
 Sheffer Jr., Powell P. 1949-50-51
 Sheffield, Mark J. 1979-80-81-82
 Sheldon, R.W. 1941-42
 Shell Jr., John W. 1963
 Shelley, Robert S. (t) 1968-69
 Shepard, Derrick L. 1994-95-96-97
 Sheppard, Steve V. 1975-76-77
 Sheridan, Michael A. 1995-96-97-98
 Sheridan, Robert E. 1961



Scott Sisson (1989-92)


Sherman, Robert G.1951-52-53
 Sherrill, Jeff 1986
 Shershin, Mike (m)..... 1979-80-81-82
 Shields, William D.....1972-73-74
 Shiver, David N.1968-69-70
 Shoemaker Jr., Jacob W.....1952-53
 Shook, Claude E.....1965-66-67
 Showman, Mark A.1975-76
 Shuberg, David A.1992
 Shuler, Theodore R.1951-52
 Shulman, I.1927-28
 Shuman, Jimmy H.1960
 Sias, John R.1966-67-68
 Sides, James V.1959-60
 Siffri, Joseph C.1987-88-89-90
 Silvers, Chris (t)1986-87-88
 Simerville, Lester T.1957-58
Simmons, Antonio2014-15-16
 Simmons, Charlie.....1991-93-94
 Simmons, Christopher1987-88-89-90
 Simmons, David A.1962-63-64
 Simmons, DeShaan Z.....1995-96-97
Simmons, Lamont2016
 Simmons, Reid W. (m)1967-68-69-70
 Simmons, Roy F.1975-76-77-78
 Simons, James S.1977-78-79
 Sims, David B.1974-75-76
 Sims, David.....2010-11-12-13(c)
 Sims, Jack1986
 Sims, Quentin.....2009
 Sims, T.F.1935-36-37(c)
 Sims, W.E.1937
 Sinclair, B.W.1909-10
 Singleton, Timothy M.....1957
 Sircy, Walter Z.1960-61-62
 Sisson, Scott O.1989-90-91-92
 Skalko, John J.....1972-73
 Skelton, Lancen S.....1978-79-80-81 (c)
 Skov, Patrick.....2015
 Slaten, R.L.....1942-46-47
 Slater, Alicia (m)1988-89
 Sloan, B.H.1929
 Slocum, J.R.1931-32-33
 Smales, Bill1985
 Smelter, DeAndre2013-14
 Smith, Andrew W.2005-06-07-08
 Smith, Austin J. (A.J.)2005-06-07-08
 Smith, A. Nelson (m)1953
 Smith, B.D. (m).....1945
 Smith, Ben S.1959-60
 Smith, Brad1985
 Smith, C.B.1907
 Smith, C.S.....1926-27-28
 Smith, Carlos L.1994-95
 Smith Jr., Daniel J.1957-58-59
 Smith, Daryl L.2000-01-02-03(02)
 Smith, David2004
 Smith, David (t)1975-76-77-78

Smith, Demond.....2012-13-14-15
 Smith, Forrest1945
 Smith, Fred.....1950
 Smith, George B.1936-37-38
 Smith, Giles R.1964-65-66
 Smith, Gregory J.....2006-07-08
 Smith, H.R.1947-48
 Smith, Hester (m)1985-86
 Smith, James R.....1972
 Smith, Jeff (m)1980-81-82
 Smith, Jeffrey L.1973
 Smith, Jessica (t)1988-89
 Smith, Johnny S.1977-78-79-80
 Smith Jonathan D.2000-01-02-03
 Smith, Kenneth L. (m)1973-74-75-76
 Smith, Kamau Kofi.....1995-96-97-98(c)
 Smith, Michael C.1991-92-93-94
 Smith, Murry D.1974-75-76
 Smith, Orwin2009-10-11-12
 Smith, O.D.1934
 Smith, Phil.....2009-10-11
 Smith, Sean W.....1986-87-88-89
 Smith, Ted N.1955-56-57
 Smith, W.D.1918
 Smith, W.N.1943
 Smoots, Jonathan.....1983
 Smrekar, Jacob1997
 Sneed, P.C.1914
 Snell, Gary1981
 Snider, Luke.....2007
 Snoddy, Broderick2012-13-14-15
 Snow, Leonard N.1965-66-67
 Snow, Mike.....1984-85
 Snyder, Adam (t)1997-98-99
 Snyder, Kenneth D.1949-50-51
 Snyder, W.R.1907
 Solomon, Robert S.....1960-61
 Sorrells, Tyrone.....1985-86
 Southall, Bruce C.1970-72-73
 Southard, J.W.....1946-47-48-49
 Southerland, Ken1983-84
 Spalding, J.J.1908-09-10
 Sparks, R. Stan1981
 Spears Jr., Leon B.1951-52
 Speer, F.1927-28-30
 Spence, T.L.....1914-15-16
 Spencer, Glenn.....1982-83-84-85
 Spiotta Jr., Eugene J.1968-69
 Sprading, T.L.....1932-33
 Sprattlin, H. Dean (m)1938
 Spratte, Gerald E.....1954
 Sprayberry, Bryan (m)1994-95-96-97-98
 Sprayberry, J.P.1938-39-40
 Spriggs, David E.1949
 St. Hilaire, Chris (m)1994
 Stacy, G.T.1934
 Stallard, Kyle2014
 Stallings, Larry1960-61-62
 Stallworth, Cedric T.....1985-86-87-88 (c)
 Stallworth, Dexter.....1994-95-96
 Stamps Jr., Charles W.....1972
 Stanfill, Tom1980-81-83
 Stanley, Jimmy1980-81
 Stansbury, M. Todd1981
 Stargel, Tyler2013-14-15
 Staton, A.H.1919-20-21-22
 Staton, J.C.1920-21-22-23
 Steadman, David A.1961
 Steagall, Derrick L.1993-94-95-97
 Steber, John W.1943(c)
 Steele, John A.....1974-76-77
 Stegall, C.R.1912
 Stegall, William David1988-89-90-91
 Stein, Wilbur1941-42-43
 Stephens, Rodrequis L.....1984-86-87-88



Pat Swilling (1982-85)

Stephenson, Donald P.1955-56-57(c)
 Stevens, James A.1972-73
 Stevenson, Joel C.1966-67-68(c)
 Stevenson, Robert O.1971-72-73
Stewart, Brad2015-16
 Stewart, Ryan E.1992-93-94-95(c)
 Stickel, Andy (m)1993
Stickler, Jake2016
 Still, J.E.1946-47
 Stimson, Nathan K.1996-98
 Stokes, Ivey J.1978-79-80
 Stokes, Kip (m)1989
 Stone, Robert M.1957-58
 Stoner, Ed (m)1984-85-86-87-88
 Story, Lyles W.1966-67-68
 Stover, Clarence B.1980
 Stover, R.W. (m)1945
 Stradley, Jim.....1986
 Strain Jr., Lee O.1959
 Street, W.O.1934-35
 Strickland, David L.1976-77
 Strickland, R.E.....1929-30
 Strickland, Vernon1994-95
 Stroebel, Trevor2013-14
 Strohmeier, Richard F.....1989
 Strom, Rick1983-84-86-87
 Strom, Robert B.1969
 Stroman, Graham L.1993-94
 Strupper, George E.....1915-16-17
 Studdard, Larry G.1969-70-71
 Sudderth, James T.1963
 Suggs, Aaron J.2002-03
 Sulhoff, David (m)1998
 Summer, James L.1953-54-55
 Summers, Micheal2013-14
 Sumpter, Levon1978
 Sutton, S.B.1939-40-41
 Swaim, James C.....1968
 Swank, Richard (t)1987-88-89-90
 Swanson, Courtney (t)1996
 Swanson, David H.....1981
 Swanson, George P.1959-60-61
 Sweeney, Ryan (m)1992-93-94
 Sweeting, Rod.....2009-10-11-12
Swilling, Brady2015
 Swilling, Darrell G.1988-89-90-91
 Swilling, Jerry Kenneth1988-89-90-91
 Swilling, Pat1982-83-84-85
 Sykes, Lewis W.1949-50
 Sykora, James J.....1974
 Sylvester, Steven2008-09-10-11 (c)



Justin Thomas (2013-16)

Tarrant, Jerrard.....2009-10
 Tattich, Robert B.1974
 Taylor, Cooper2008-09
 Taylor, James S.1967
 Taylor, Jim B.....1981-82
 Taylor, Kenneth T.1978-79-80
 Taylor, Michael H.1976-78(c)
 Taylor, Rumsey B.1948-49
 Taylor, Steven H. (m)1969-70-71
 Taylor, Tom1982-83
 Taylor Jr., John H.....1963-64
 Teas Jr., William T.....1952-53
 Tedder, David K.1976
 Teknipp, Tyler2015
 Templeton, Peden.....1950
 Terry, James L.1975
 Tetterton, Alex G.1999-00-01
 Thaden, Bill.....1950-51-52
 Tharpe, E.S.1935-36
 Tharpe, Mack1924-25-26
 Tharpe, R.H.1931-32-33(c)
 Theodocion, Charles D.1952-56-57
 Thomas, Landers A.1987-88
 Thigpen Jr., Robert F.1971-72
 Thomas, Andre A.1985-86-87-88
 Thomas, Andy1983
 Thomas, Dana (m)1985-86-87
 Thomas, Darrell1979-80
 Thomas, Demaryius2007-08-09
 Thomas, Eric F.....1986-87-88-89(c)
 Thomas, Jemea2009, 2011-12-13(c)
 Thomas, John J.1983-84-85
 Thomas, Justin.....2014(c)-15(c)-16(c)
 Thomas, Levon2001-02-03-04
 Thomas, Michael (t).....1990-92-93-94
 Thomas, Robert D.1962
 Thomas, Robert P.1975-77-79
 Thomas, Ted1956-57-58
 Thomason, E.K.....1911-12-13
 Thomason, J.G.....1927-28-29
 Thomason, John M.1956
 Thompson, Alex1998
 Thompson, Charles K.1959
 Thompson, Jimmy E.1954-55-56
 Thompson, Kenny1981
 Thompson, Larry1945
 Thompson, E.O.1934-35
 Thompson Jr., Roy L.....1949
 Thomson, Andrew.....2003-04
 Thrash, K.M.1926-27-28
 Thrash, W.G.1938
 Thrash Jr., Kenneth M.1955-56
 Thurson, Theodore N.....1979-80-81-82
 Thurson, Timothy H.1978-79
 Thweatt.....1917
 Tibbetts Jr., Marvin O.....1958-59-60
 Tidwell, Robert H.1957
 Tidwell-Neal, Andrew C.2001-02-03-04(c)

T
 Tanner, Chris2009-12
 Tarplin, Jesse A.1995-96-97-98
 Tarquinio, Gavin C.....2003-05

ALL-TIME LETTERWINNERS

Tierney, Clarence L.1974-75-76
 Tiggler, Calvin B.1989-90
 Tillman, Travares A.1996-97-98-99(c)
 Timmons, Stephen G.1971
 Tinsley, P.R.1943-44(c)
 Tisdell, Kevin A.1990-91-92
 Tobin, Sean2011-13-14-15
 Tolbert, Troy T.1997-98-2000
 Toner, Donald W.1961-62
 Tongo, Osahon2007-08-09
 Tortorici, Anthony J.1989
 Trainer Jr., Cecil E.1951-52-53
 Trapnell, James H.1964-66
 Travis, Kyle.2011-12-13-14
 Travis, Mike1982-83-84-85
 Travis, Scott E.1990-91-92
 Trawick, C.B.1913
 Traylor, Robert1955-56
 Tsoukalas, Tessa (t)1997-98-99
 Tucci, John A.1972-73
 Tucker, Taalib S.2005-06
 Tuminiello, Kevin J.2004-05-06-07
 Turner, Glenn O.1951-52-53
 Turner III, Dewitt T.1965-66-67
 Turrentine, Thomas L.1971-72
 Tye, Leonidas W.1958

U

Ulrich1917
 Urczyk, Jeffrey L.1973-74-75
 Uremovich, Matthew1999
 Usher, Myron Finesse2004
 Usry, Joe1922-23-24
 Utt, Benjamin M.1978-79-80
 Uzzi, Omoregie2009-10-11-12(c)

V

Vance, John Todd1991-92-93-94
 Van Dora, Tash J.1968-69
 Van Houten, John (m)1956-57-58
 Vann, Ronald1956-57
 Varner, Edwin S.1964-65
 Vatney, Tim (m)1995-96-97
 Veazey, Norman D.1957-58
 Vereen, Carl H.1953-54-55-56
 Vereen, Orville P.1951-52-53 (c)
 Vernau, Charles A.1993-94-95
 Vezey Jr., Stanley A.1969-70
 Vickers, Paul A.1955-56-57
 Viereck, G.W.1931-32
 Vines, John E.1950-51
 Vinson, Mike (m)1989
 Vitunic, Joseph A.1967-69
 Volkert, George A.1953-54-55-56 (c)
 Volley Jr., Lynwood1978-79-80
 VonWeller, P.J.1928
 Voss, Dan2006-07-08-09

W

Waddey, F.O.1927-28
 Wakefield, M.L.1943
 Walker, Alex2008
 Walker, Keenan E.1991-92-93
 Walker, Steve C.1978-79
 Walker, Vance J.2005-06-07-08 (c)
 Walker, Warren L.1970
 Wallace, Donald W.1966-68
 Wallace, Kyle P.2001-02-03-04
 Waller, Darren2011-12-13-14
 Walls, Lance2008

Walls, Levi2007
 Walls, Logan2008-09-10-11
 Walters, Grady (m)1976-79
 Warner, R.J.1934
 Warren, Harry C.1966
 Warren, James A. (m)1973
 Washington, Tevin2010-11-12(c)
 Waskey, Carlton B.1960-61
 Waters, J. Alan1988-89-90-91
 Waters, Dean B.1979-81-82-83
 Waters, Mitch1985-86
 Watkins, G.C.1927-28-29
 Watkins, Hugh R.1962-63-64
 Watkins, James F.1956-57-58(c)
 Watkins, Kerry J.1999-00-01-02(c)
 Watson, Alonzo1985-86-87-88
 Watson, Carl D.1960-61-62
 Watson, Merrix W.1998-99-00-01
 Watson, Richard2009-10-11
 Watterworth, Bradley A.1975
 Watts, Brandon2010-11-12-13
 Weaver, Dean1984-85-86-87
 Weaver, John B.1966-67-68
 Weaver, Keith B.1995
 Weaver, William H.1989-90-91-92
 Webb, B.P.1918-19-20
 Webb, G.I.1939-40-41
 Webster, Grady F.1954
 Weigle, John1950
 Weiman, Edward A.1961-62-63
 Weinstein, Scott (t)1982
 Weintraub, Glenn (m)1975-76-78
 Welch, John J.1959-60
 Welchel, Dan1917
 Wellington, Ralph W.1962
 Wells, Thomas E.1958-59-60
 Werner, S.A.1923
 West, G.R.1916
 West, Charles G.1952
 West, W.P.1941-42
 West Jr., Edward P. (t)1969-70-71
 Westbrook, J.J.1927-28-29
 Westbrook Jr., Jack1980-81-82-83
 Westmoreland, Marc1996
 Whatley, Melvin1998
 Whealler, Edward O.1972-73-74-75
 Wheat, Johnny L.1949-50-51
 Wheby, E.M.1938-39
 Wheeler, Philip2003-05-06-07
 Whisenhunt, Ken1980-81-82-83-84
 White, Bret C.2006-07-08
 White, D.J.2012-13-14-15(c)
 White, Edward Dezmon1997-98-99
 White, Mark J.1985-86-87-88
 White, Willie2008
 Whitehead, Hugh P. (m)1955-56
 Whitehead, Kenderius2015
 Whitley, Jake2015
 Wilcox, A.L.1936-37-38
 Wilcox, E.D.1932-33-34
 Wilcox, Eric D.1966-67-68
 Wilcox, J.R.1933-34-35
 Wilcox, Reggie D.1997-98-99
 Wilder, Edwin1997-98-99-00
 Wiley, Charles A.1995-96-97-98
 Wiley, Floyd M.1955-56
 Wilhoit, Billy1943
 Wilkerson, Rodney K.1991-92-93-94
 Wilkes, Gregory C.1967-69
 Wilkes, Reginald W.1974-75-76-77
 Wilkins, Brian E.1995-96-97-98
 Wilkins, G.C.1940
 Wilkins, Gary C.1981-82-83-84
 Wilkinson, Gerris2002-03-04-05(c)
 Wilkins, Scott1998

Williams, Anthony2011-12-13
 Williams, A.S.1929-31-32
 Williams, B.W.1944-45-47
 Williams, C.W.1932-33-34
 Williams, Chirod A.2002-03-04
 Williams, Darius L.2003-04
 Williams, Gary T.1963-64-65
 Williams, I.A.1923-24-25
 Williams, John B.1975
 Williams, John W.1968-69-70
 Williams, Jerrelle L.1988-89-90-91
 Williams, Marlon C.1990-91-92-93
 Williams, Michael A.1990-91-92-93
 Williams, Michael G. (m)1965-66-67
 Williams, Mitchell2015
 Williams, Larry E.1969
 Williams, Rodney C.1995-96-97-98
 Williams, Samuel A.2006
 Williams, Sidney E.1949-50-51
 Williams, Wes (m)1983-84-85-86-87
 Williams Jr., Calvin L.1994-95-96
 Williamson, Grady Lee1988-89
 Williamson, William M.1959-60-61(c)
 Willis, Isiah2014-15-16
 Willoch, Raymond1953-54
 Wills, John T.1952
Wilson, Casey2015-16
 Wilson, Don1984-85-86-87
 Wilson, Eddie (m)1989
 Wilson, J.I.1943-44
 Wilson, Kenneth J.1987-88-89
 Wilson, Lauri (m)1993-94
 Wilson, William C.1961-62
 Wimbush, Recardo L.1999-00-01-02(c)
 Windham, William (m)1990-91-92-93
 Winegar, James M.1978
 Wingo, Gary L.1971
 Winingder, Thomas K.1960-61-62(c)
 Wise, Daryl D.1983-84
 Wiseman, Dale (t)1990-92
 Wisman, Witt B.1971-72-73
 Witherspoon III, Dan,1994-96-97
 Wofford, David (m)1996
 Wolfe, Richard C.1969
 Wolfe, Robert V.1984
 Wolkoff, Paul (t)1989-90-91-92
 Wood, C.R.1937-38-39
 Wood, Dan L.1979-80
 Wood, Duane R.1979-80-81-82
 Woodall, Timothy M.1968
 Woodhull, Maury T.1968
 Woodruff, Brent (t)1983-84-85-86
 Woodruff, Jimmie (m)1959-60-61-62
 Woodruff, Paul (m)1942
 Woods, Christopher J.2003-04-05
 Woods, James W.1975-76
 Woodward, Douglas L. (m)1958
 Woolley, Rand (m)1991-92-93-94
 Woolf, John R.1955
 Word-Daniels Jahi L.2005-06-07-08
 Wright1925
 Wright, Frederick N.2000-01-02
 Wright, Harry1950-51-52
 Wright, J.E.1939-40-41(c)
 Wright, James L.1964-65-66
 Wright, Jeffrey M.1990-91-92-93
 Wright, John W.1961-62
 Wright, Ronda (m)2000
 Wright, Marcus2008, 2010
 Wrotto, Mansfield C.2003-04-05-06
 Wycoff, S.D.1923-24-25
 Wysong, Michael J.1968-69-70

Y

Yahiaoui, Mohamed2005-06, 08
 Yandell, Clyde2008-09
 Yates, Brian J.1979
 Yates, George B.1962-63
 Yeager, Bruce D.1974-75-76-77
 Young, Christopher L.1998-99-00-01(c)
 Young, Clyde A.1951-52
 Young, Louis2010-11-12-13

Z

Zachery, Cedric T.1992-93-94-95
 Zawoysky, Ronald J.1969
 Zenon, Tony2011-12-13-14
 Ziegler, F.R.1946-47-48
 Ziegler, John A.1960
 Zimmerman, Jeff1986-87

(c) Team captain
 (m) Student manager
 (t) Student trainer



1944

LE Joe Daniel
LT Jack Glenn
LG Roland Phillip
C Paul Duke
RG George Hills
RT Deane Gaines
RE Phil Tinsley
QB Johnny McIntosh
FB Billy Williams
HB Frank Broyles
HB George Mathews

1945

LE Bill Busbin
LT Bob Davis
LG George Hills
C Paul Duke
RG Buck Doyal
RT Deane Gaines
RE Walter Kilzer
QB Ed Holsinger
FB Johnny McIntosh
LHB George Mathews
RHB Jack Peek

1946

LE Jimmy Jordan
LT Bob Davis
LG Bill Healy
C Paul Duke
RG Ewell Pope
RT Ralph Slaten
RE George Brodnax
QB Frank Broyles
FB Allen Bowen
LHB George Mathews
RHB Pat McHugh

1947

LE J.W. Castleberry
LT R.L. Slaten
LG J.R. Phillips
C L.W. Hook
RG Bill Healy
RT Bobby Davis
RE George Brodnax
QB Jimmy Southard
Jim Still
FB Frank Zeigler
LHB George Mathews
RHB Jim Petit

1948

LE Jack Griffin
LT Dan Bradach
LG Ewell Pope
C L.W. Hook
RG Bill Healy
RT Tom Coleman
RE George Brodnax
QB Jimmy Southard
FB Jim Petit
LHB Frank Ziegler
RHB Bob McCoy

1949

LE Jack Griffin
LT Tom Coleman
LG Ewell Pope
C Bob Bossons
RG Buck Doyal
RT Dan Bradach
RE Dick Harvin
QB Jimmy Southard
FB Morris Harrison
LHB Buster Humphreys
RHB Bob McCoy

1950

LE Dick Harvin
LT Ray Beck
LG John Vines
C Bob Bossons
RG D. Flanagan
RT Hal Miller
RE Henry Ferris
QB Darrell Crawford
FB Bobby North
HB Leon Hardeman
HB Buster Humphreys
James Patton

1951

OFFENSE

LE Jeff Knox
LT Lum Snyder
LG Ed Gossage
C Pete Brown
RG Ray Beck
RT Hal Miller
RE Buck Martin
QB Darrell Crawford
FB George Maloof
HB Leon Hardeman
HB John Hicks
K Pepper Rodgers

DEFENSE

LE Sid Williams
LT Bill Thaden
LG Ed Carithers
RG Ray Beck
RT Lamar Wheat
RE Pete Ferris
LB Larry Morris
LB George Morris
HB Bobby Moorhead
HB Charlie Brannon
S Jackie Rudolph
P Dave Davis

1952

OFFENSE

LE Jeff Knox
LT Matt Lyons
LG Ed Gossage
C Pete Brown
RG Jake Shoemaker
RT Hal Miller
RE Buck Martin
QB Bill Brigman
FB Glenn Turner
HB Leon Hardeman
HB Bill Teas
K Pepper Rodgers

DEFENSE

LE Sam Hensley
LT Bill Thaden
LG Orville Vereen
RG Roger Frey
RT Bob Sherman
RE Cecil Trainer
LB George Morris
LB Larry Morris
HB Bobby Moorhead
HB Charlie Brannon
S Jake Rudolph
P Dave Davis

1953

LE Sam Hensley
LT Roger Frey
LG Franklin Brooks
C Larry Morris
RG Orville Vereen
RT Bob Sherman
RE Henry Hair
QB Pepper Rodgers
FB Glenn Turner
HB Leon Hardeman
HB Billy Teas
P Dave Davis

1954

LE Bill Sennett
LT Carl Vereen
LG Franklin Brooks
C Larry Morris
RG Bill Fulcher
RT Ormand Anderson
RE Henry Hair
QB Wade Mitchell
FB George Humphreys
HB Paul Rotenberry
HB Billy Teas
P Johnny Menger

1955

LE Tommy Rose
LT Carl Vereen
LG Franklin Brooks
C Jimmy Morris
RG Allen Ecker
RT Ken Thrash
RE Don Ellis
QB Wade Mitchell
FB Dickie Mattison
HB Paul Rotenberry
HB George Volkert
P Johnny Menger

1956

LE Tommy Rose
LT Carl Vereen
LG Jimmy Johnson
C Don Stephenson
RG Allen Ecker
RT Ormand Anderson
RE Don Ellis
QB Wade Mitchell
FB Ken Owen
HB Paul Rotenberry
HB George Volkert
P Ken Owen

1957

LE Jerry Nabors
LT Urban Henry
LG Dan Theodocion
C Don Stephenson
RG Leon Askew
RT Rausey Mason
RE Ted Smith
QB Fred Braselton
FB Lester Simerville
HB Stan Flowers
HB Cal James
P Jerry Nabors

1958

LE Jerome Green
LT Rausey Mason
LG Bob Stone
C Maxie Baughan
RG John Neal Reed
RT Ted Thomas
RE Gerald Burch
QB Fred Braselton
FB Floyd Faucette
HB Cal James
HB Frank Nix
P Gerald Burch

1959

LE Gerald Burch
LT Billy Shaw
LG Harold Ericksen
C Maxie Baughan
RG John Neal Reed
RT Toby Deese
RE Jack Rudolph
QB Marvin Tibbetts
FB Taz Anderson
HB Floyd Faucette
HB Billy Williamson
P Gerald Burch

1960

LE Gerald Burch
LT Billy Shaw
LG Harold Ericksen
C Willie McGaughey
RG Dave Watson
RT Ed Nutting
RE Taz Anderson
QB Stan Gann
FB Ben Smith
HB Chick Graning
HB Billy Williamson
P Don Coker

1961

LE Ted Davis
LT Ed Griffin
LG Harold Ericksen
C Willie McGaughey
RG Dave Watson
RT Larry Stallings
RE Bob Solomon
QB Stan Gann
FB Mike McNames
HB Chick Graning
HB Billy Williamson
P Billy Lothridge

1962

LE Ted Davis
LT Ed Griffin
LG Rufus Guthrie
C Bobby Caldwell
RG Dave Watson
RT Larry Stallings
RE Billy Martin
DS Don Toner
QB Billy Lothridge
FB Mike McNames
HB Joe Auer
HB Zollie Sircy
P/K Billy Lothridge

1963

LE Ted Davis
LT Bill Farrington
LG Brad Yates
C Dave Simmons
RG Jimmy Seward
RT Joe Chapman
RE Billy Martin
LB Ed Weinman
QB Billy Lothridge
FB Ray Mendheim
HB Joe Auer
HB Johnny Gresham
P/K Billy Lothridge

1964

OFFENSE

SE Mike Fortier
LT Bill Moorier
LG Joe Colvin
C Bill Curry
RG Bill Myddelton
RT Tom Ballard
TE Gary Williams
QB Jerry Priestley
FB Jeff Davis
HB Johnny Gresham
HB Terry Haddock
K Bunky Henry

DEFENSE

OLB Dave Austin
DL Billy Schroer
DL John Battle
DL Jimmy Seward
OLB Steve Copeland
ILB Dave Simmons
ILB W.J. Blane
CB Gerry Bussell
CB Tommy Jackson
SS Tommy Bleick
FS Haven Kicklighter
P Jerry Priestley

1965

OFFENSE

SE Mike Fortier
LT Bill Moorier
LG Joe Colvin
C Jim Breland
RG Bill Myddelton
RT Lamar Wright
TE Gary Williams
QB Kim King
FB Tommy Carlisle
TB Lenny Snow
FL Craig Baynham
K Bunky Henry

DEFENSE

OLB Bill Ellis
DL Billy Schroer
DL John Battle
DL Buddy McCoy
OLB Steve Copeland
ILB Randall Edmunds
ILB W.J. Blane
CB Tommy Bleick
CB Bill Eastman
CB Haven Kicklighter
FS Sammy Burke
P Jerry Priestley

1966

OFFENSE

SE Mike Fortier
LT Bill Moorier
LG Buddy McCoy
C Jim Breland
RG Rick Nelson
RT Lamar Wright
TE Steve Almond
QB Kim King
FB Doc Harvin
TB Lenny Snow
FL Craig Baynham
K Bunky Henry

DEFENSE

OLB Eric Wilcox
DL Mike Ashmore
LB Billy Schroer
DL John Lagana
OLB Tommy Carlisle
ILB W.J. Blane
ILB Randall Edmunds
CB Bill Eastman
CB Haven Kicklighter
SS Giles Smith
FS Sammy Burke
P Charlie Mason

1967

OFFENSE

SE Joel Stevenson
LT Rick Nelson
LG Joe Vitunic
C Billy Kidd
RG Lamar Melvin
RT Jim Penley
TE Steve Almond
QB Kim King
FB Doc Harvin
TB Lenny Snow
FL John Sias
K Tommy Carmichael

DEFENSE

OLB Tommy Carlisle
DL John Lagana
DL Claude Shook
DL Mike Ashmore
OLB Chris Denny
ILB Randall Edmunds
ILB Eric Wilcox
CB Joe Bill Faith
CB Bill Eastman
SS David Barber
FS Bill Kinard
P Tommy Chapman

1968

OFFENSE

SE Tim Woodall
LT Galin Mumford
LG Mike Bradley
C John Collins
RG Todd Woodhull
RT Terry Story
TE Joel Stevenson
QB Larry Good
FB John Weaver
TB Dennis James
FL John Sias
K Johnny Duncan

DEFENSE

OLB Steve Foster
DL Eric Wilcox
DL Bob Seamon
DL Lou Santospago
OLB Mike Glad
ILB Bill Flowers
ILB Steve DeBardelaben
CB Mike Wysong
CB Joe Bill Faith
SS Bill Kinard
FS Tash van Dora
P Tommy Chapman

1969

OFFENSE

SE Larry Studdard
LT Al Hutko
LG Joe Vitunic
C John Callan
RG Mark Bradley
RT Richard Gardner
TE Steve Norris
QB Jack Williams
FB Steve Harkey
TB Brent Cunningham
FL Herman Lam
K Jack Moore

DEFENSE

OLB Randy Duckworth
DL Rock Perdoni
DL Stan Beavers
DL Sid Gunter
OLB Snyllie Gebhart
ILB Buck Shiver
ILB John Riggie
CB Rick Lewis
CB Jeff Ford
SS Bubba Hoats
FS Mike Wysong
P Tommy Chapman

1970

OFFENSE

SE Larry Studdard
LT Glenn Costello
LG Richard Gardner
C John Callan
RG Al Hutko
RT Rick Lantz
TE Steve Foster
QB Eddie McAshan
FB Steve Harkey
TB Rob Healy
FL Brent Cunningham
K Jack Moore

DEFENSE

OLB Brad Bourne
DL Rock Perdoni
LB Gary Carden
DL Jim Broome
OLB Snyllie Gebhart
ILB Buck Shiver
ILB Bill Flowers
CB Rick Lewis
CB Jeff Ford
SS Dave Beavin
FS Bubba Hoats
P Chip Pallman

1971

OFFENSE

SE Jim Owings
 LT Glenn Costello
 LG Al Hultko
 C John Callan
 RG Scott Engel
 RT Rick Lantz
 TE Mike Oven
 QB Eddie McAshan
 FB Rob Healy
 TB Greg Horne
 FL Brent Cunningham
 K Bobby Thigpen

DEFENSE

OLB Randy Duckworth
 DL Joe Gaston
 LB Stan Beavers
 DL Brad Bourne
 OLB Smylie Gebhart
 ILB Gary Carden
 ILB Bruce Elliott
 CB Mike McKenzie
 CB Jeff Ford
 SS Dave Beavin
 FS Gary Faulkner
 P Dick Bowley

1972

OFFENSE

SE Jimmy Robinson
 LT Don Robinson
 LG John Sargent
 C Pete Geren
 RG Glenn Costello
 RT Rick Lantz
 TE Mike Oven
 QB Eddie McAshan
 FB Rob Healy
 TB Greg Horne
 FL Jim Owings
 K Bobby Thigpen

DEFENSE

OLB Beau Bruce
 DE Joe Gaston
 NG Steve Putnal
 DE Tim Macy
 OLB Brad Bourne
 ILB Bruce Elliott
 ILB Gary Carden
 CB Mike McKenzie
 CB Randy Rhino
 SS Witt Wisman
 FS Scott Bridge
 P Dick Bowley

1973

OFFENSE

SE Jimmy Robinson
 LT Scott BeVier
 LG Don Robinson
 C Rowland Bradford
 RG Bill McLeod
 RT Billy Shields
 TE Mark Fields
 QB Jim Stevens
 FB Bruce Southall
 TB Greg Horne
 FL Jim Owings
 K Cam Bonifay

DEFENSE

OLB Beau Bruce
 DE Richard Gibney
 NG Steve Putnal
 DE Bobby Daffer
 OLB Don Shank
 ILB Joe Harris
 ILB Stan Long
 CB Mike McKenzie
 CB Scott Bridge
 SS Witt Wisman
 FS Randy Rhino
 P Dick Bowley

1974

OFFENSE

SE Jimmy Robinson
 LT Jeff Urczyk
 LG Mark Hunter
 C Leo Tierney
 RG Bill McLeod
 ILB Gary Carden
 RT Billy Shields
 TE Steve Raible
 QB Danny Myers
 FB Pat Moriarty
 TB David Sims
 FL Adrian Rucker
 K Danny Smith

DEFENSE

OLB Bruce Elliott
 DE Red McDaniel
 NG Bob Bowen
 DE Rick Gibney
 OLB Lucius Sanford
 ILB Joe Harris
 ILB Tony Daykin
 CB Randy Rhino
 CB Gil Kyle
 SS Eddie Porter
 FS Danny Rhino
 P Mike Johnson

1975

OFFENSE

SE Elliott Price
 LT Jeff Urczyk
 LG Mark Hunter
 C Leo Tierney
 RG Alex Bryan
 RT Bob Curley
 TE Steve Raible
 QB Danny Myers
 FB Pat Moriarty
 SS Witt Wisman
 TB David Sims
 FL Bucky Shamburger
 K Don Bessillieu

DEFENSE

OLB Freeman Colbert
 DE Red McDaniel
 LB Lawton Hydrick
 DE Rick Gibney
 OLB Reggie Wilkes
 ILB Bob Bowen
 ILB Lucius Sanford
 CB Danny Rhino
 CB Gil Kyle
 SS Tony Daykin
 FS Don Bessillieu
 P Harper Brown

1976

OFFENSE

SE John Steele
 LT Roy Simmons
 LG Randy Pass
 C Leo Tierney
 RG Elliott Price
 RT Jay Garrett
 TE Donnie Sewell
 QB Gary Lanier
 FB David Sims
 TB Eddie Lee Ivery
 FL Adrian Rucker
 K Danny Smith

DEFENSE

OLB Reggie Wilkes
 DE Mike Blanton
 NG Mike Cutting
 DE Bob Bowen
 OLB Freeman Colbert
 ILB Lucius Sanford
 ILB Mackel Harris
 CB Eddie Porter
 CB Danny Rhino
 SS Tony Daykin
 FS Don Bessillieu
 P Harper Brown

1977

OFFENSE

SE Drew Hill
 LT Mike Taylor
 LG Randy Pass
 C Tom Daniel
 RG Terrell Osborne
 RT Kent Hill
 TE Bruce Yeager
 QB Gary Lanier
 FB Rodney Lee
 TB Eddie Lee Ivery
 FL Bucky Shamburger
 K Johnny Smith

DEFENSE

OLB Reggie Wilkes
 DE Mike Blanton
 NG Mike Cutting
 DE Roy Simmons
 OLB Freeman Colbert
 ILB Lucius Sanford
 ILB Mackel Harris
 CB Jeff Shank
 CB Donald Patterson
 SS Lawrence Lowe
 FS Don Bessillieu
 P Ted Peebles

1978

OFFENSE

SE Drew Hill
 LT Mike Taylor
 LG Roy Simmons
 C Scott Simons
 RG Ben Utt
 RT Kent Hill
 TE Donnie Sewell
 QB Mike Kelley
 FB Rodney Lee
 TB Eddie Lee Ivery
 FL Bucky Shamburger
 K Johnny Smith

DEFENSE

OLB Al Richardson
 DE Mike Blanton
 NG Ivey Stokes
 DE Mark Bradley
 OLB Mackel Harris
 ILB Henry Johnson
 ILB Mike Helm
 CB Donald Patterson
 CB Ken Taylor
 SS Lawrence Lowe
 FS Don Bessillieu
 P Jeff Pierce

1979

OFFENSE

SE Kris Kentera
 LT David Lutz
 LG Clint Momon
 C Scott Simons
 RG Ben Utt
 RT Tom Daniel
 TE George Moore
 QB Mike Kelley
 FB Ronny Cone
 TB Bo Thomas
 FL Leon Chadwick
 K Johnny Smith

DEFENSE

OLB Al Richardson
 DE Rick Olive
 NG Ivey Stokes
 DE Lynwood Volley
 OLB Lance Skelton
 ILB Henry Johnson
 ILB Bill Haley
 CB Kevin Schmidt
 CB Ken Taylor
 SS Mark Sheffield
 FS Lawrence Lowe
 P Jeff Pierce

1980

OFFENSE

SE Marlon Heggis
 LT Ellis Gardner
 LG Ken Howell
 C Mark Schultz
 RG Ben Utt
 RT David Lutz
 TE Glenn Etheridge
 QB Mike Kelley
 FB Ronny Cone
 TB Matt Bryant
 FL Leon Chadwick
 K Johnny Smith

DEFENSE

OLB Lance Skelton
 DT Marvin Dyett
 NG Mark Bradley
 DT Lynwood Volley
 OLB Robert Jaracz
 ILB Duane Wood
 ILB Steve Mooney
 CB Ken Taylor
 CB Ted Thurson
 SS Mark Sheffield
 FS Lawrence Lowe
 P Jeff Pierce

1981

OFFENSE

SE Kenny Thompson
 LT Ellis Gardner
 LG Ken Howell
 C Dean Waters
 RG Derek Gwinn
 RT David Lutz
 TE Glenn Etheridge
 QB Mike Kelley
 FB Ronny Cone
 TB Robert Lavette
 FL Jeff Keisler
 K Ron Rice

DEFENSE

OLB Lance Skelton
 DT Marvin Dyett
 NG Wally Cawthon
 DT Mark Bradley
 OLB Robert Jaracz
 ILB Duane Wood
 ILB Rob Horton
 CB Paul Menegazzi
 CB Ted Thurson
 SS Mark Sheffield
 FS Sammy Brown
 P Jeff Pierce

1982

OFFENSE

SE Darrell Norton
 LT Ellis Gardner
 LG Ken Howell
 C Dean Waters
 RG Mark Schultz
 ILB Bill Haley
 TE Gary Wilkins
 QB Jim Bob Taylor
 FB Eddie Fortier
 TB Robert Lavette
 FL Jeff Keisler
 K Ron Rice

DEFENSE

OLB Dante Jones
 DT Marvin Dyett
 NG Donnie Chisholm
 DT Bobby Hodge
 OLB Robert Jaracz
 ILB Duane Wood
 ILB Rob Horton
 CB Mike Travis
 CB Ted Thurson
 SS Jack Westbrook
 FS Sammy Brown
 P Ron Rice

1983

OFFENSE

SE Darrell Norton
 LT John Ivmeyer
 LG Derek Gwinn
 C Dean Waters
 RG Tony Kepano
 RT John Davis
 TE Ken Whisenhunt
 QB John Dewberry
 FB Ronny Cone
 TB Robert Lavette
 FL Darryl Wise
 K Ron Rice

DEFENSE

OLB Pat Swilling
 DT Bobby Hodge
 NG Donnie Chisholm
 DT Glenn Spencer
 OLB Dante Jones
 ILB Rob Horton
 ILB Ted Roof
 CB Mike Travis
 CB Reginald Rutland
 SS Jack Westbrook
 FS Toby Lantz
 P Ron Rice

1984

OFFENSE

SE Darrell Norton
 LT John Ivmeyer
 LG John Thomas
 C John Davis
 RG Tony Kepano
 RT Pete Blazek
 TE Ken Whisenhunt
 QB John Dewberry
 FB Keith Glanton
 TB Robert Lavette
 FL Mike Harrington
 K David Bell

DEFENSE

OLB Pat Swilling
 DT Glenn Spencer
 NG Donnie Chisholm
 DT Ken Parker
 OLB Dante Jones
 ILB Ted Roof
 ILB Jim Anderson
 CB Mike Travis
 CB Reginald Rutland
 SS Cleve Pounds
 FS Anthony Harrison
 P Mike Snow

1985

OFFENSE

SE Gary Lee
 LT John Ivmeyer
 LG John Thomas
 C Andy Hearn
 RG Sam Bracken
 RT John Davis
 TE Robert Massey
 QB John Dewberry
 FB Malcolm King
 RB Cory Collier
 FL Toby Pearson
 K Thomas Palmer

DEFENSE

OLB Pat Swilling
 DT Ken Parker
 NG Ivey Lee
 DT Mark Pike
 BA Mark Hogan
 ILB Ted Roof
 ILB Jim Anderson
 CB Reginald Rutland
 CB Mike Travis
 SS Cleve Pounds
 FS Anthony Harrison
 P Mike Snow

1986

OFFENSE

SE Gary Lee
 LT Tyrone Sorrells
 LG Dean Weaver
 C John Davis
 RG Eric Bearden
 RT Mitch Waters
 TE Robert Massey
 QB Rick Strom
 FB Malcolm King
 RB Cory Collier
 FL Toby Pearson
 K David Bell

DEFENSE

OLB Paul Jurgensen
 DT Kyle Ambrose
 NG Travis Moody
 DT Steve Mullen
 OLB Willis Crockett
 ILB Mark White
 ILB Rod Stephens
 CB Reginald Rutland
 CB Cedric Stallworth
 SS Andre Thomas
 FS Anthony Harrison
 P Sean McDevitt

1987

OFFENSE

SE Steve Davenport
 LT Darryl Jenkins
 LG Dean Weaver
 C Eric Bearden
 RG Joe Siffr
 RT Jessie Marion
 TE Robert Massey
 QB Rick Strom
 FB Malcolm King
 RB Richard Hills
 FL Greg Lester
 K Thomas Palmer

DEFENSE

OLB Paul Jurgensen
 DT Willie Burks
 NG Ivey Lee
 DT Sean Smith
 OLB Willis Crockett
 ILB Doug Sendobry
 ILB Eric Thomas
 CB Cedric Stallworth
 CB Sammy Lilly
 SS Jay Martin
 FS Riccardo Ingram
 P Sean McDevitt

1988

OFFENSE

SE Steve Davenport
 LT Darryl Jenkins
 LG Scott Beavers
 C Eric Bearden
 RG Joe Siffr
 RT Jessie Marion
 TE Alonzo Watson
 QB Todd Rampley
 FB Nate Kelsey
 RB Jerry Mays
 FL Greg Lester
 K Thomas Palmer

DEFENSE

OLB Willis Crockett
 DT Willie Burks
 NG Jeff Mathis
 DT Sean Smith
 OLB George Malone
 ILB Rod Stephens
 ILB Eric Thomas
 CB Cedric Stallworth
 CB Kenneth Wilson
 SS Andre Thomas
 FS Ken Swilling
 P Sean McDevitt

1989

OFFENSE

SE Emmett Merchant
 LT Darryl Jenkins
 LG Jim Lavin
 C Billy Chubbs
 RG Joe Siffr
 RT Jessie Marion
 TE Tom Covington
 QB Shawn Jones
 FB Stefan Scotton
 RB Jerry Mays
 FL Scotty Barron
 K Scott Sisson

DEFENSE

OLB Marco Coleman
 DT Willie Burks
 NG Jeff Mathis
 DT Sean Smith
 OLB Kevin Salisbury
 ILB Eric Thomas
 ILB Jerrelle Williams
 CB Willie Clay
 CB Kenneth Wilson
 SS Thomas Balkcom
 FS Ken Swilling
 P Scott Aldredge

1990

OFFENSE

SE Emmett Merchant
 LT Darryl Jenkins
 LG Jim Lavin
 C Billy Chubbs
 Veryl Miller
 RG Joe Siffr
 RT Mike Mooney
 TE Tom Covington
 QB Shawn Jones
 FB Stefan Scotton
 RB William Bell
 FL Bobby Rodriguez
 K Scott Sisson

DEFENSE

OLB Marco Coleman
 DT Coleman Rudolph
 NG Kevin Battle
 DT Jeremiah McClary
 OLB Marlon Williams
 ILB Jerrelle Williams
 ILB Calvin Tiggle
 CB Keith Holmes
 CB Willie Clay
 SS Thomas Balkcom
 FS Ken Swilling
 P Scott Aldredge

1991

OFFENSE

SE Emmett Merchant
 LT Mike Mooney
 LG Kyle Frederick
 C Billy Chubbs
 RG Scott Gold
 RT Russell Freeman
 TE Tom Covington
 QB Shawn Jones
 FB Rodney Wilkerson
 TB Jimmy Lincoln
 FL Greg Lester
 K Scott Sisson

DEFENSE

OLB Marco Coleman
 DT Coleman Rudolph
 NG Kevin Battle
 DT Richard Kimsey
 OLB Marlon Williams
 ILB Jerrelle Williams
 ILB Erick Fry
 CB Curley Day
 CB Willie Clay
 SS Ken Swilling
 FS Kevin Peoples
 P Jason Bender

1992

OFFENSE

SE Jason McGill
 LT Jim Kushon
 LG Gary Brown
 C Michael Cheever
 RG Woodie Milam
 RT Jason Dukes
 TE Jeff Papushak
 QB Shawn Jones
 FB Michael Smith
 TB Jimmy Lincoln
 FL Bobby Rodriguez
 K Scott Sisson

DEFENSE

OLB Tom Johnson
 DT Coleman Rudolph
 NG Kevin Battle
 DT Richard Kimsey
 OLB Marlon Williams
 ILB Jamal Cox
 ILB Rodney Wilkerson
 CB Curley Day
 CB Lethon Flowers
 SS Kevin Peoples
 FS Mike Williams
 P Jason Bender

1993

OFFENSE

SE Omar Cassidy
 LT Gary Brown
 LG Brian Bravy
 C Michael Cheever
 RG Chuck Vernau
 RT Yoel Molina
 TE Jeff Papushak
 QB Donnie Davis
 FB Jeff Wright
 TB Dorsey Levens
 William Bell
 FL Keenan Walker
 K Tyler Jarrett

DEFENSE

OLB Tom Johnson
 DT Bill Neuss
 NG Bryan Baxter
 DT Richard Kimsey
 OLB Marlon Williams
 ILB Jamal Cox
 ILB Rodney Wilkerson
 CB Marcus Coleman
 CB Mike Williams
 SS David Hendrix
 FS Mike Dee
 P Jason Bender

1994

OFFENSE

SE Charlie Simmons
 LT Curtis McGee
 LG Brian Bravy
 C Michael Cheever
 RG Chuck Vernau
 RT Jason Dukes
 TE Jeff Papushak
 QB Tommy Luginbill
 HB Derrick Steagall
 TB C.J. Williams
 FL Jason Bender
 K Chris Leone

DEFENSE

OLB Ralph Hughes
 DT Bill Neuss
 NG Zach Piller
 DT Several Players
 OLB Don Hickson
 ILB Jamal Cox
 ILB Rodney Wilkerson
 CB Nathan Perryman
 CB Lethon Flowers
 SS David Hendrix
 FS Mike Dee
 P Jason Bender

1995

OFFENSE

SE Cedric Zachery
 LT Curtis McGee
 LG Michael Minter
 C Michael Cheever
 RG Ken Celaj
 RT Jason Dukes
 TE Grant Baynham
 QB Donnie Davis
 FB Charles Wiley
 TB C.J. Williams
 FL Derrick Steagall
 Harvey Middleton
 K Dave Frakes

DEFENSE

DE Ralph Hughes
 DT Derrick Shepard
 NG Al Jackson
 DE Jermaine Miles
 OLB Jimmy Clements
 ILB Ron Rogers
 ILB Keith Brooking
 CB Nathan Perryman
 CB Nick Ferguson
 SS Ryan Stewart
 FS Mike Dee
 P Rodney Williams
 Keith Weaver

1996

OFFENSE

SE Harvey Middleton
 LT Curtis McGee
 LG Michael Minter
 C Craig Page
 RG Ken Celaj
 RT Steve Jackson
 TE Grant Baynham
 QB Joe Hamilton
 FB Charles Wiley (inj.)
 TB C.J. Williams
 FL Mike Sheridan
 K Brad Chambers
 Dave Frakes

DEFENSE

DE Ralph Hughes
 DT Derrick Shepard
 NG Patrick Bradford
 DE Jermaine Miles
 OLB Jimmy Clements
 ILB Ron Rogers
 ILB Keith Brooking
 CB Nathan Perryman
 CB Jason Bostic
 SS Mike Dee
 FS Brian Wilkins
 P Rodney Williams

1997

OFFENSE

SE Harvey Middleton
 LT Ken Celaj
 LG Jason Burks
 C Craig Page
 RG Brent Key
 RT Chris Brown
 TE Mike Lillie
 QB Joe Hamilton
 FB Ed Wilder
 TB Charles Wiley
 FL Derrick Steagall
 K Dave Frakes

DEFENSE

DE Ralph Hughes
 DT Derrick Shepard
 NG Tony Robinson
 Dan Witherspoon
 DE Jesse Tarplin
 OLB Delaunta Cameron
 ILB Ron Rogers
 ILB Keith Brooking
 CB Jerry Caldwell
 CB Jason Bostic
 SS Travares Tillman
 FS Brian Wilkins
 P Rodney Williams

1998

OFFENSE

SE Dez White
 LT Chris Brown
 LG Noah King
 C Craig Page
 RG Brent Key
 RT Jon Carman
 TE Russell Matvay
 QB Joe Hamilton
 FB Ed Wilder
 TB Charles Wiley (inj.)
 Joe Burns
 FL Charlie Rogers
 K Brad Chambers

DEFENSE

DE Nate Stimson
 DT Merrix Watson
 LT Chris Brown
 Guenter Kryszon
 DE Jesse Tarplin
 LB Delaunta Cameron
 LB Matt Miller
 LB Chris Edwards
 CB Jamara Clark
 CB Jason Bostic
 SS Jerry Caldwell
 FS Travares Tillman
 P Rodney Williams

1999

OFFENSE

SE Dez White
 LT Chris Brown
 LG Jason Burks
 C Noah King
 RG Brent Key
 RT Jon Carman
 TE Conrad Andrzejewski
 QB Joe Hamilton
 FB Ed Wilder
 TB Sean Gregory
 (Joe Burns, inj.)
 (Phillip Rogers, inj.)
 FL Kelly Campbell
 K Luke Manget

DEFENSE

DE Felipe Claybrooks
 DT Merrix Watson
 DE Guenter Kryszon
 DT Greg Gathers
 LB Ricardo Wimbush
 LB Ross Mitchell
 (Matt Uremovich, inj.)
 LB Chris Edwards
 CB Jamara Clark
 Marvious Hester
 CB Travares Tillman
 SS Chris Young
 FS Jeremy Muyres
 P Dan Dyke

2000

OFFENSE

WR Jon Muyres
 LT Chris Brown
 LG Raymond Roberts-Blake
 C David Schmidgall
 RG Brent Key
 RT John Bennett
 TE Russell Matvay
 QB George Godsey
 FB Ed Wilder
 TB Joe Burns
 WR Kelly Campbell
 K Luke Manget

DEFENSE

DE Nick Rogers
 DT Merrix Watson
 DT Tony Robinson
 DE Greg Gathers
 LB Ricardo Wimbush
 LB Daryl Smith
 LB Ather Brown
 CB Jamara Clark
 CB Chris Young
 Jonathan Cox
 SS Cory Collins
 Chris Young
 FS Jeremy Muyres
 P Dan Dyke

2001

OFFENSE

WR Jonathan Smith
 LT Nat Dorsey
 LG Leon Robinson
 C David Schmidgall
 RG Hugh Reilly
 RT Jason Kemble
 TE Russell Matvay
 QB George Godsey
 WR Will Glover
 TB Joe Burns
 WR Kelly Campbell
 K Luke Manget

DEFENSE

DE Nick Rogers
 DT Alfred Malone
 DT Gary Johnson
 DE Greg Gathers
 LB Ricardo Wimbush
 LB Daryl Smith
 LB Keyaron Fox
 CB Marvious Hester
 CB Chris Young
 SS Cory Collins
 FS Jeremy Muyres
 P Dan Dyke

2002

OFFENSE

WR Jonathan Smith
 LT Nat Dorsey
 LG Leon Robinson
 C Hugh Reilly
 RG Raymond Roberts-Blake
 RT Kyle Wallace
 TE Will Heller
 QB A.J. Suggs
 TB Tony Hollings (inj.)
 Gordon Clinkscale
 WR Will Glover
 WR Kerry Watkins
 K Luke Manget

DEFENSE

DE Tony Hargrove
 DT Derrick Malone
 DT Travis Parker
 DE Eric Henderson
 (Greg Gathers, inj.)
 LB Ricardo Wimbush
 LB Daryl Smith
 LB Keyaron Fox
 CB Marvious Hester
 CB Jonathan Cox
 SS Cory Collins
 FS Jeremy Muyres
 P Dan Dyke
 Chris Morehouse

2003

OFFENSE

WR Jonathan Smith
 LT Nat Dorsey
 LG Andy Tidwell-Neal
 C Hugh Reilly
 RG Brad Honeycutt
 RT Kyle Wallace
 TE John Paul Foschi
 QB Reggie Ball
 TB P.J. Daniels
 FB Jimmy Dixon
 WR Nate Curry
 K Dan Burnett

DEFENSE

DE Gerris Wilkinson
 DT Mansfield Wrotto
 DT Travis Parker
 DE Eric Henderson
 LB Ather Brown
 LB Daryl Smith
 LB Keyaron Fox
 CB Reuben Houston
 CB Jonathan Cox
 SS Dawan Landry
 FS James Butler
 P Hal Higgins
 Andy Thomson

2004

OFFENSE

WR Calvin Johnson
 LT Leon Robinson
 LG Brad Brezina (inj.)
 Matt Rhodes
 C Andy Tidwell-Neal
 RG Brad Honeycutt
 RT Kyle Wallace
 TE Darius Williams
 QB Reggie Ball
 TB P.J. Daniels
 FB Jimmy Dixon
 WR Nate Curry
 K Travis Bell

DEFENSE

DE Travis Parker
 DT Mansfield Wrotto
 DT Joe Anoi
 DE Eric Henderson
 LB Chris Reis
 LB Gerris Wilkinson
 LB KaMichael Hall
 CB Reuben Houston
 CB Kenny Scott
 SS Dawan Landry
 FS James Butler
 P Ben Arndt

2005

OFFENSE

WR Calvin Johnson
 LT Andrew Gardner
 LG Matt Rhodes
 C Kevin Tumlinello
 RG Nate McManus
 RT Brad Honeycutt
 TE Mike Matthews
 George Cooper
 QB Reggie Ball
 TB P.J. Daniels
 FB Mike Cox
 WR Damarius Bilbo
 K Travis Bell

DEFENSE

DE Adam Oliver
 DT Mansfield Wrotto
 DT Joe Anoi
 DE Eric Henderson
 LB Philip Wheeler
 LB Gerris Wilkinson
 LB KaMichael Hall
 CB Dennis Davis
 CB Kenny Scott
 SS Chris Reis
 FS Dawan Landry
 P Ben Arndt

STARTING LINEUPS

2006**OFFENSE**

WR Calvin Johnson
 LT Andrew Gardner
 LG Matt Rhodes
 C Kevin Tuminello
 RG Nate McManus
 RT Mansfield Wrotto
 TE Mike Matthews
 George Cooper
 QB Reggie Ball
 TB Tashard Choice
 FB Mike Cox
 WR James Johnson
 K Travis Bell

DEFENSE

DE Adamm Oliver
 DT Darryl Richard
 DT Joe Anoai
 DE Darrell Robertson
 LB Gary Guyton
 LB Philip Wheeler
 LB KaMichael Hall
 CB Avery Roberson
 CB Kenny Scott
 SS Jamal Lewis
 FS Djay Jones
 P Durant Brooks

2007**OFFENSE**

WR Greg Smith
 LT Andrew Gardner
 LG Dan Voss
 C Kevin Tuminello
 RG Matt Rhodes
 RT A.J. Smith
 Cord Howard
 TE Colin Peek
 QB Taylor Bennett
 TB Tashard Choice
 FB Mike Cox
 WR James Johnson
 K Travis Bell

DEFENSE

DE Adamm Oliver
 DT Darryl Richard
 DT Vance Walker
 DE Darrell Robertson
 LB Gary Guyton
 LB Philip Wheeler
 LB Shane Bowen
 CB Avery Roberson
 CB Jahi Word-Daniels
 SS Jamal Lewis
 FS Djay Jones
 P Durant Brooks

2008**OFFENSE**

WR Demaryius Thomas
 LT Andrew Gardner
 Nick Claytor
 LG Cord Howard
 C Dan Voss
 RG Joseph Gilbert
 RT David Brown
 Austin Barrick
 QB Joshua Nesbitt
 BB Jonathan Dwyer
 AB Lucas Cox
 AB Roddy Jones
 WR Tyler Melton
 K Scott Blair

DEFENSE

DE Michael Johnson
 DT Darryl Richard
 DT Vance Walker
 DE Derrick Morgan
 LB Anthony Barnes
 Tony Clark
 LB Kyle Jackson
 LB Sedic Griffin
 CB Mario Butler
 CB Jahi Word-Daniels
 SS Dominique Reese
 FS Morgan Burnett
 P Scott Blair

2009**OFFENSE**

WR Demaryius Thomas
 LT Austin Barrick
 LG Cord Howard
 C Sean Bedford
 RG Joseph Gilbert
 RT Brad Sellers
 QB Joshua Nesbitt
 BB Jonathan Dwyer
 AB Anthony Allen
 AB Roddy Jones
 WR Tyler Melton
 K Scott Blair

DEFENSE

DE Anthony Egbuniwe
 DT Logan Walls
 DT Ben Anderson
 DE Derrick Morgan
 LB Steven Sylvester
 LB Brad Jefferson
 LB Sedic Griffin
 CB Mario Butler
 CB Jerrard Tarrant
 SS Mario Edwards
 FS Morgan Burnett
 P Chandler Anderson

2010**OFFENSE**

WR Stephen Hill
 LT Nick Claytor
 LG Will Jackson
 C Sean Bedford
 RG Omoregie Uzzi
 RT Phil Smith
 QB Joshua Nesbitt
 BB Anthony Allen
 AB Orwin Smith
 AB Roddy Jones
 WR Kevin Cone
 K Scott Blair

DEFENSE

DE Izaan Cross
 DT Logan Walls
 DE Jason Peters
 OLB Steven Sylvester
 ILB Brad Jefferson
 ILB Julian Burnett
 OLB Anthony Egbuniwe
 CB Mario Butler
 CB Domanique Reese
 S Mario Edwards
 S Jerrard Tarrant
 P Sean Poole

2011**OFFENSE**

WR Stephen Hill
 LT Ray Beno
 LG Will Jackson
 C Jay Finch
 RG Omoregie Uzzi
 RT Phil Smith
 QB Tevin Washington
 BB David Sims
 AB Orwin Smith
 AB Roddy Jones
 WR Tyler Melton
 K Justin Moore

DEFENSE

DE Izaan Cross
 DT Logan Walls
 DE Jason Peters
 OLB Steven Sylvester
 ILB Quayshawn Nealy
 ILB Julian Burnett
 OLB Jermiah Attaochu
 CB Louis Young
 CB Rod Sweeting
 S Isaiah Johnson
 S Rashaad Reid
 P Sean Poole

2012**OFFENSE**

WR Darren Waller
 LT Ray Beno
 LG Shaq Mason
 C Jay Finch
 RG Omoregie Uzzi
 RT Will Jackson
 Morgan Bailey
 WR Jeff Greene
 QB Tevin Washington
 BB David Sims
 AB Orwin Smith
 AB Robert Godhigh
 K David Scully
 Chris Tanner

DEFENSE

DE Izaan Cross
 DT T.J. Barnes
 DE Emmanuel Dieke
 OLB Jeremiah Attaochu
 ILB Quayshan Nealy
 ILB Jabari Hunt-Days
 OLB Brandon Watts
 CB Rod Sweeting
 CB Louis Young
 S Jemea Thomas
 S Isaiah Johnson
 P Sean Poole

2013**OFFENSE**

WR DeAndre Smelter
 LT Will Jackson
 LG Trey Braun
 C Jay Finch
 RG Shaq Mason
 RT Bryan Chamberlain
 WR Micheal Summers
 QB Vad Lee
 BB David Sims
 AB Synjyn Days
 AB Robert Godhigh
 K Harrison Butker

DEFENSE

DE Jeremiah Attaochu
 DT Adam Gotsis
 DT Euclid Cummings
 DE Emmanuel Dieke
 OLB Quayshawn Nealy
 ILB Jabari Hunt-Days
 OLB Brandon Watts
 CB D.J. White
 CB Louis Young
 S Jemea Thomas
 S Demond Smith
 P Sean Poole

2014**OFFENSE**

QB Justin Thomas
 AB Tony Zenon
 AB Charles Perkins
 BB Zach Laskey
 Synjyn Days
 WR DeAndre Smelter
 WR Darren Waller
 Michael Summers
 LT Bryan Chamberlain
 LG Trey Braun
 C Freddie Burden
 RG Shaquille Mason
 RT Chris Griffin
 Errin Joe
 K Harrison Butker

DEFENSE

DE KeShun Freeman
 DT Adam Gotsis
 NT Shawn Green
 DE Rod Rook-Chungong
 LB Demond Smith
 Tyler Marcordes
 LB Quayshawn Nealy
 LB P.J. Davis
 CB Chris Milton
 SS Isaiah Johnson
 FS Jamal Golden
 CB D.J. White
 P Ryan Rodwell

2015**OFFENSE**

QB Justin Thomas
 AB Isiah Willis
 AB Clinton Lynch
 BB Patrick Skov
 Marcus Marshall
 WR Ricky Jeune
 WR Brad Stewart
 LT Bryan Chamberlain
 Trey Klock
 LG Trey Braun
 C Freddie Burden
 RG Shamire Devine
 RT Errin Joe
 Will Bryan
 K Harrison Butker

DEFENSE

DE KeShun Freeman
 DT Adam Gotsis
 NT Patrick Gamble
 DE Rod Rook-Chungong
 LB Tyler Marcordes
 LB P.J. Davis
 NB Lawrence Austin
 CB Chris Milton
 SS Jamal Golden
 FS Demond Smith
 CB D.J. White
 P Ryan Rodwell

2016**OFFENSE**

QB Justin Thomas
 AB J.J. Green
 AB Clinton Lynch
 BB Dedrick Mills
 LT Eason Fromayan
 LG Parker Braun
 C Freddie Burden
 RG Will Bryan
 RT Andrew Marshall
 WR Ricky Jeune
 WR Brad Stewart
 PK Harrison Butker

DEFENSE

DE KeShun Freeman
 DT Patrick Gamble
 DT Kyle Cerge-Henderson
 DE Rod Rook-Chungong
 LB Brant Mitchell
 LB P.J. Davis
 SS A.J. Gray
 FS Corey Griffin
 NB Lawrence Austin
 CB Lance Austin
 CB Step Durham
 P Ryan Rodwell

COLLEGE FOOTBALL HALL OF FAME

NAME	ELECTED	AT TECH
William A. Alexander, Coach	1951	1920-1944
Maxie Baughan, Center	1988	1957-1959
Ray Beck, Guard	1997	1949-1951
Bobby Davis, Tackle	1978	1945-1947
Bobby Dodd, Coach	1993*	1945-1966
Bill Fincher, End / Tackle	1974	1918-1921
Buck Flowers, Halfback	1955	1918-1921
George Gardner, College Football Official		1933-1948
Bobby Gaston, College Football Official	1996	1943
Joe Guyon, Halfback / Tackle	1971	1917-1918
Joe Hamilton, Quarterback	2014	1996-1999
John W. Heisman, Coach	1954	1904-1919
George Morris, Linebacker	1981	1950-1952
Larry Morris, Center-Linebacker	1992	1951-54
Randy Rhino, Defensive Back	2002	1972-74
Peter Pund, Center	1963	1926-28
Everett Strupper, Halfback	1972	1915-17
Pat Swilling, Defensive End	2009	1982-85

* Elected as a player in 1959

HELMS FOUNDATION HALL OF FAME

NAME	AT TECH
John W. Heisman, Coach	1904-19
William A. Alexander, Coach	1920-44
Bobby Dodd, Coach	1945-66
Ned West, Sports Information Director	1952-76
Walker Carpenter, Tackle	1915-17
Everett Strupper, Halfback	1915-17
Bill Fincher, End / Tackle	1918-20
Don Stephenson, Center	1955-57



BOBBY DODD GEORGIA TECH HEAD COACH (1945-66)

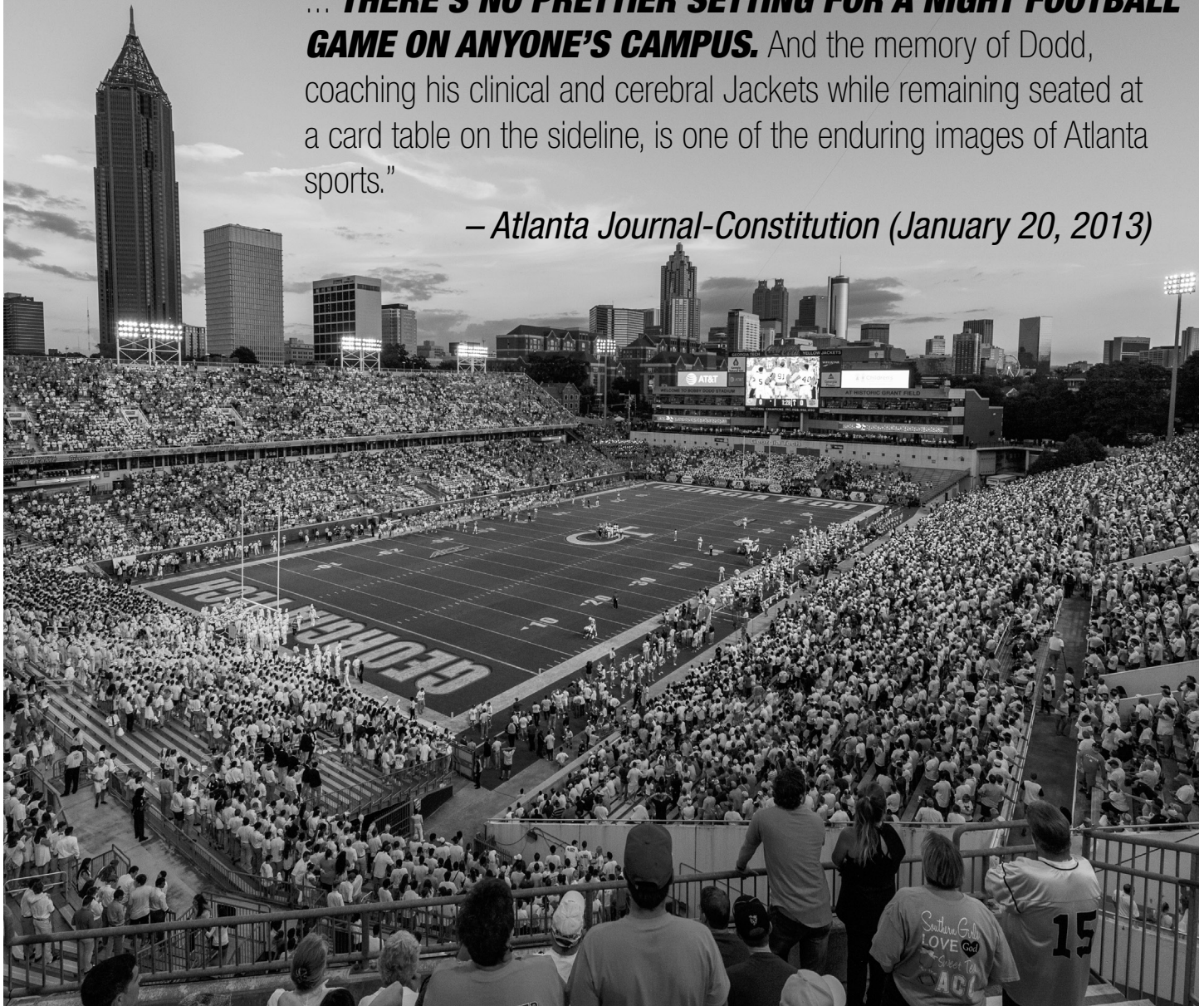
Georgia Tech's legendary coach was inducted posthumously into the College Football Hall of Fame in December 1993. Also in the Hall of Fame for his playing career at Tennessee, Dodd and Amos Alonzo Stagg are the only inductees enshrined as both player and coach.

GEORGIA TECH SPORTS HALL OF FAME (INCLUDES ONLY FOOTBALL STUDENT-ATHLETES)

NAME, POS., LAST YR.	INDUCTED	NAME, POS., LAST YR.	INDUCTED	NAME, POS., LAST YR.	INDUCTED	NAME, POS., LAST YR.	INDUCTED	COACHES	
Taz Anderson, E, 1960*	1982	Dan Dyke, P, 2002	2015	Billy Lothridge, QB, 1963*	1969	John Sias, E, 1968	1982	Gen. Leonard Wood, 1893-1894	1964
D.I. "Red" Barron, HB, 1922*	1959	Bill Eastman, DB, 1967	1985	David Lutz, OL, 1982	2003	David Sims, HB, 1976	1984	John W. Heisman, 1904-1919*	1964
Maxie Baughan, C, 1959*	1965	Allen Ecker, G, 1957	1978	Luke Manget, PK, 2002	2014	Scott Sisson, PK, 1992	2003	William A. Alexander, 1920-1944*	1963
Ray Beck, G, 1951*	1956	Howard Ector, FB-QB, 1939	1960	Vance Maree, T, 1931	1971	Fletcher Sims, HB, 1937	1968	R.L. "Bobby" Dodd, 1945-1966*	1967
Don Bessillieu, DB, 1978	1986	Pete Ferris, E, 1951	1980	Billy Martin, E, 1964	1969	Jim Slocum, E, 1933	1979	Bobby Ross, 1987-1991	2007
W.J. Blane, LB, 1966	1991	K.J. "Wooch" Fielder, HB, 1914	1961	Buck Martin, E, 1953	1970	George Smith, E, 1938	1979		
Bob Bossors, C, 1950	1968	Bill Fincher, E-T, 1920*	1956	George Mathews, HB, 1947*	1973	Lenny Snow, HB, 1967	1976	SPORTS MEDICINE	
Dinky Bowen, HB, 1949	1974	Middleton FitzSimmons, G, 1937	1974	Jerry Mays, RB, 1989	1997	Lum Snyder, T, 1952	1968	H.L. "Buck" Andel, 1948-68 (trainer)	1968
Jim Breland, C, 1967	1978	Buck Flowers, HB, 1920*	1956	Eddie McAshan, QB, 1972	1995	Jimmy Southard, QB, 1949	1994	Dr. Aaron King (dentist)	2004
George Brodnax, E, 1949*	1964	Jeff Ford, DB, 1971	1983	Jack McDonough, QB, 1923	1962	Frank Speer, T, 1930	1971		
Keith Brooking, LB, 1997*	2007	George Gardner, E, 1925*	1965	Pat McHugh, HB, 1946	1973	Tommy Spence, FB, 1917	1976	STUDENT MANAGERS	
Durant Brooks, P, 2007	2017	Smylie Gebhart, E, 1971	1980	Gus Merkle, E, 1926	1972	Larry Stallings, T, 1962	1979	Hiram C. Allen III, 1951	1985
Franklin Brooks, G, 1957	1970	George Godsey, QB, 2001	2012	Harvey Middleton, WR, 1997	2011	Albert Staton, E-T, 1922*	1963	Ted Arno, 1948	1982
J.L. Brooks, G, 1939	1975	Roy Goree, E, 1912	1976	Hal Miller, T, 1953*	1964	John Staton, E, 1924	1965	L. Massey Clarkson Jr., 1949	1979
Chris Brown, OT, 2000	2010	Johnny Gresham, HB, 1965	1978	Wade Mitchell, QB, 1956*	1976	John Steber, G, 1946	1975	Gus Georgetown, 1985	2006
Lob Brown, T-E, 1905	1966	Rufus Guthrie, G, 1963*	1971	Walter Mitchell, E, 1923	1968	Don Stephenson, C, 1957*	1966	Charlie Germany, 1975	2015
Pete Brown, C, 1952*	1974	Joe Guyon, HB, 1918*	1956	Warner Mizell, HB, 1929	1974	Everett "Strup" Strupper, HB, 1917*	1956	Frank Peeples, 1949	1979
Frank Broyles, QB-HB, 1946*	1960	Henry Hair, E, 1954	1975	Henry Hair, E, 1954	1975	Ken Swilling, FS, 1991	2001	Charles E. Reeves, 1959	1981
Joe Burns, RB, 2001	2015	Joe Hamilton, QB, 1999	2009	George Morris, C, 1952*	1956	Pat Swilling, DE, 1985*	1991		
Gerry Busell, DB, 1964	1986	Leon Hardeman, HB, 1953*	1961	Larry Morris, C, 1954*	1959	Bill Teas, HB, 1954	1963	STUDENT TRAINERS	
James Butler, FS, 2004	2014	Harvey Hardy, G, 1943	1968	Bucky Moorhead, DB, 1952	1972	Mack Tharpe, T, 1926	1961	John Van Houten, 1959	1979
Kelly Campbell, WR, 2001	2013	Judy Harlan, FB, 1921	1960	Jerry Nabors, E, 1957	1986	Bob Tharpe, T, 1934	1966	Sam F. "Bo" Burke Jr., 1968	1984
Jon Carman, OL, 1999	2012	Joe Harris, LB, 1974	2000	H.C. "Monk" Neblett, C, 1932	1974	J.G. "Stumpy" Thomason, HB, 1928	1958	Clay Farr, 1996	2009
Walker Carpenter, T, 1918	1965	Bill Healy, G, 1949*	1956	Ken Owen, FB, 1957	1979	Jesse Thrash, T, 1903	1962	Edward P. West Jr., 1972	1986
Clint Castleberry, HB, 1942*	1956	Bunky Henry, K, 1966	1984	Craig Page, OL, 1998	2009	Phil Tinsley, E, 1946	1970	Charles R. LaVallee, 1968	1986
N.M. "Hawk" Cavette, G-P, 1941	1972	Sam Hensley, E, 1954	1971	Pat Patterson, T, 1912	1977	Glenn Turner, FB, 1953	1977	Tommy Roberts, 1980	1990
Jack Chivington, C, 1939	1977	Harrison Hightower, HB, 1909	1970	James "Red" Patton, 1950	2002	Orville Vereen, G, 1955	1977		
Lewis "Automobile" Clark, FB, 1905	1961	Albert Hill, QB, 1917	1966	Renso "Rock" Perdoni, T, 1970	1979	Reggie Wilkes, DE, 1977	1989	SPORTS INFORMATION	
Willie Clay, CB, 1991	2002	Drew Hill, WR, 1978	1998	George Phillips, C, 1919*	1968	Dave Watson, G, 1963	1980	Ned West, 1952-1976	1976
Marco Coleman, DE, 1991	2001	Kent Hill, WR, 1978*	2006	Jack Phillips, FB, 1934	1979	Lamar Wheat, T, 1953	1968		
Tom Coleman, Jr., T, 1949	2001	John Hunsinger, RB, 1954	1996	Jerry Priestley, QB, 1965	1982	Pee Wee Williams, T, 1934	na	HONORARY	
Darrell Crawford, QB, 1953	1975	Riccardo Ingram, FS, 1987	1995	Eddie Prokop, HB, 1943	1969	Rodney Williams, P, 1998	2011	Al Ciraldo, "Voice of the Rambling Wreck"	
Brent Cunningham, HB, 1971	1982	Bob Ison, E, 1940	1956	H.R. "Peter" Pund, C, 1928*	1958	Dr. Sid Williams, 1951	1999	Wes Durham "Voice of the Yellow Jackets"	
Bill Curry, C, 1964*	1969	Eddie Lee Ivey, HB, 1978	1983	Steve Raible, WR/TE, 1975	2004	Billy Williamson, HB, 1961	2013		
Bobby Davis, T, 1947*	1956	Calvin Johnson, WR, 2006	2016	Randy Rhino, DB, 1974*	1981	Charlie Wood, T, 1940	1973	*Member of State of Georgia Sports Hall of Fame	
J.W. "20 Percent" Davis, FB, 1909	1958	Ed Jones, E, 1937	1971	L.W. "Chip" Robert, HB, 1908*	1959	Doug Wycoff, FB, 1925*	1956		
Oscar Davis, G, 1922	1964	Tom Jones, E, 1931	1975	Jimmy Robinson, E, 1974*	1981				
Ted Davis, E, 1963	1980	Bill Jordan, E, 1938	1956	Pepper Rodgers, QB, 1953*	1970				
John Davis, T, 1986	1991	Jimmy Jordan, HB, 1949	1971	Ted Roof, LB, 1985	1998				
W.A. "Wink" Davis, HB, 1933	1986	Mike Kelley, QB, 1981	1991	Paul Rotenberry, HB, 1956	1962				
A.M. "Bum" Day, C, 1918	1984	Kim King, QB, 1968*	1978	Jakie Rudolph, S, 1952	2015				
Craig Day, E, 1905	1962	M.J. "Dutch" Konemann, HB, 1936	1969	Lucius Sanford, LB, 1977	1985				
John Dewberry, QB, 1985	1992	Robert Lavette, RB, 1984	1990	Billy Shaw, T, 1960*	1979				
Raleigh Drennon, G, 1929	1975	C.D. LeBey, G, 1921	1979	Billy Shields, T, 1974	1985				
Paul Duke, C, 1946*	1963	Al Loeb, C, 1914	1959						

“One sporting venue that has stood the test of time. Georgia Tech’s stadium ... remains a landmark – hard by the Downtown Connector, in the shadow of Coca-Cola headquarters, one block from the Varsity ... **THERE’S NO PRETTIER SETTING FOR A NIGHT FOOTBALL GAME ON ANYONE’S CAMPUS.** And the memory of Dodd, coaching his clinical and cerebral Jackets while remaining seated at a card table on the sideline, is one of the enduring images of Atlanta sports.”

– *Atlanta Journal-Constitution* (January 20, 2013)



THROUGH THE YEARS ...



1913



1925



1948



1958



1985



1992



2006



TODAY

Cozily nestled in the shadow of Atlanta's skyline, Bobby Dodd Stadium at Historic Grant Field is easily one of the nation's most unique and historic settings for college football. The venerable facility — the oldest on-campus stadium in NCAA Division I FBS — opened in 1913 and is in its 105th season as the home of Georgia Tech football.

Georgia Tech's football facility was known as Grant Field until April 1988, when the Georgia State Board of Regents voted to add the name Bobby Dodd Stadium in honor of the legendary coach who guided the Ramblin' Wreck to its most illustrious football era. A member of the National Football Foundation College Football Hall of Fame, Dodd compiled a 165-64-8 record from 1945-66, and tutored 21 All-Americans as he led Tech to 13 bowl trips during his 22-year stay as head coach. Dodd served as Tech's director of athletics from 1951-76 and then worked as a consultant for the alumni association until his death in 1988 following a 57-year association with the Institute.

The name change was the first for the facility since it was named Hugh Inman Grant Field in 1914 after a gift from John W. Grant, a member of the Tech Board of Trustees and a well-known Atlanta merchant.

The Grant family did not give the land on which Grant Field is built. However, they did give the initial \$15,000 used in 1913 to build the first permanent concrete stands on the west side of the field. In gratitude for the gift, the Board of Trustees named the field Hugh Inman Grant Field in memory of Grant's deceased son.

The students who built Grant Field more than 100 years ago wouldn't recognize the home of Georgia Tech football if they saw it now. Not only has the skyline around the stadium changed dramatically, but the facility has steadily grown and improved during its rich history.

Tech actually began playing football on the site in 1905, but in 1913, the original concrete west stands were largely built by Tech students and seated 5,600. The concrete east stands were completed in time for the 1924 season. A year later, the south stands were finished, bringing the seating capacity to approximately 30,000.

In 1947, the west stands were rebuilt, which raised the capacity to 40,000, and a new press box was added. The north stands were erected in 1958 to bring the seating to 44,105. A second deck was added to the East side in 1962, increasing capacity to 53,300. The facility was expanded again in 1967, when the west stands were double-decked to bring capacity to 58,121. That project also included new press and photo levels, including an elevator.

Following the 1985 season, the historic south stands, which formed the familiar U-shape on North Avenue, were razed. In their place is the William C. Wardlaw Center, a multi-purpose facility utilized for both Georgia Tech athletics and Institute functions, which was opened in 1988. The construction of the Wardlaw Center reduced capacity to 46,000.

A major renovation was completed prior to the 1992 season with the construction of the Bill Moore Student Success Center behind the West Stands, as well as the addition of 32 executive suites, the renovation of the President's Box and press level and the addition of the Roy Richards Festival concourse area under the West Stands.

Natural grass returned to Grant Field in 1995 after 24

BOBBY DODD STADIUM AT HISTORIC GRANT FIELD

First Game	Sept. 27, 1913 as Grant Field
Capacity	55,000
All-Time Record	465-196-21 (.697)
Total Games Played	682
Longest Win Streak	23 games (1915-19)
Longest Win Streak (since 1950)	17 games (1951-54, 1989-91)
Longest Unbeaten Streak	37 games (1914-19)
Longest Unbeaten Streak (since 1950)	22 games (1950-54)

Record by Decade:

DECADE	G	RECORD	PCT
1913-1919	51	44-5-2	.882
1920-1929	74	56-12-6	.797
1930-1939	65	33-28-4	.538
1940-1949	67	51-16-0	.761
1950-1959	63	45-14-4	.746
1960-1969	61	44-16-1	.730
1970-1979	71	47-21-2	.676
1980-1989	62	30-30-2	.500
1990-1999	59	40-19-0	.678
2000-2009	63	44-19-0	.698
2010-	47	31-16-0	.660

NATION'S OLDEST FOOTBALL STADIUMS (FBS ONLY)

Georgia Tech	Bobby Dodd Stadium at Grant Field	1913
Mississippi State	Scott Field	1915
Cincinnati	Nippert Stadium	1916
Wisconsin	Camp Randall	1917
Washington	Husky Stadium	1920

NATION'S OLDEST FOOTBALL STADIUMS (ALL)

Penn	Franklin Field	1895
Harvard	Harvard Stadium	1903
Georgia Tech	Bobby Dodd Stadium at Grant Field	1913
Yale	Yale Bowl	1914
Mississippi State	Scott Field	1915

MILESTONE GAMES

	Date	Opponent	W/L	Score
First Game	Sept. 27, 1913	Ft. McPherson	W	19-0
First Game vs. Georgia	Nov. 15, 1913	Georgia	L	0-14
First Win vs. Georgia	Nov. 13, 1914	Georgia	W	7-0
First Thanksgiving Day Game	Nov. 27, 1913	Clemson	W	34-0
First Game Under Coach Alexander	Sept. 25, 1920	Wake Forest	W	44-0
100th Win	Nov. 28, 1929	Auburn	W	19-16
First SEC Game	Oct. 14, 1933	Auburn	W	16-6
First Night Game	Sept. 26, 1936	Presbyterian	W	55-0
First Game vs. Ranked Opponent	Nov. 7, 1936	Auburn (No. 20)	L	12-13
First Game Under Coach Dodd	Oct. 6, 1945	Notre Dame	L	7-40
First Win Under Coach Dodd	Oct. 13, 1945	Howard (now Samford)	W	43-0
First Televised Game	Oct. 2, 1948	Tulane	W	13-7
200th Win	Nov. 8, 1952	Army	W	45-6
First Game Televised By NBC	Sept. 17, 1955	Miami	W	14-6
First Game As An Independent	Sept. 19, 1964	Vanderbilt	W	14-2
Last Game Under Coach Dodd	Nov. 12, 1966	Penn State	W	21-0
300th Win	Sept. 20, 1975	Miami	W	38-23
First ACC Game	Nov. 3, 1979	Duke	W	24-14
First Game Televised By TBS	Nov. 3, 1983	Virginia	W	31-27
First Game Televised By ESPN	Sept. 29, 1984	Clemson	W	28-21
First Game Televised By Raycom	Oct. 6, 1984	NC State	L	22-27
First Game Televised By CBS	Oct. 19, 1985	Auburn	L	14-17
First ESPN Thursday Night Game	Sept. 19, 1991	Virginia	W	24-21
400th Win	Aug. 31, 2002	Vanderbilt	W	45-3
First Game Under Coach Johnson	Aug. 28, 2008	Jacksonville State	W	41-14

BOBBY DODD STADIUM AT HISTORIC GRANT FIELD

seasons with artificial turf. The field was originally surfaced with AstroTurf in 1971, resurfaced in 1979 and then new artificial All-Pro Turf was installed in 1988.

The stadium added another chapter to its storied history with a new look and an expanded capacity in 2003 when a two-year expansion and renovation raised capacity to 55,000 seats and added numerous amenities. The \$75 million endeavor included the expansion and renovation of Bobby Dodd Stadium/Grant Field and the rebuilding of Russ Chandler Stadium, Tech's 4,157-seat baseball facility.

The focal point of the project was Bobby Dodd Stadium's north end zone structure, which seats 15,678 on two levels and also includes 10 luxury suites and the Howard Ector Letterwinners Lounge. The complex also features the 7,000-square foot Kim King Football Locker Room, a 3,300-square foot players' lounge and coaches' offices that overlook Grant Field.

In addition to the rebuilt seating area, the lower east side of the stadium added premium seating in the way of 20 executive suites, 2,040 chair-backed club seats between the 25-yard lines and a private air-conditioned lounge for those patrons.

At the south end of Bobby Dodd Stadium, 2,970 seats were added in front of the Wardlaw Building, providing seating in the south end zone for the first time since 1985.

Construction began following the 2001 season, with the first phase completed for the 2002 season, when capacity was 43,719. The first phase saw the completion of the lower bowl seating in the south, east and north areas of the stadium.

A new natural grass playing surface and drainage system was installed and the field was shifted approximately 30 feet to the north and 15 feet to the west. Program management was provided by Carter/Turner, a joint venture of Carter & Associates and Turner Construction, while HOK Sport was the project's architect.

Georgia Tech continues to make improvements to the facility on a yearly basis. A new, larger video board and ribbon boards were installed just in time for the start of the 2009 season. Renovations were also done in 2009 on the Festival level of the west side and throughout the stadium.

In the summer of 2016, Georgia Tech partnered with Panasonic to replace all existing LED boards with new state-of-the-art screens and equipment.

New for 2017 is a brand-new, top-of-the-line natural playing surface. The Latitude 36 field was installed in May and was lauded by players for Atlanta United, the Major League Soccer franchise that called Bobby Dodd Stadium home for nine games in its inaugural season, as one of the best playing surfaces in all of professional soccer.

Today's Bobby Dodd Stadium seats 55,000 fans in a modern, comfortable facility that embraces the tradition that has made Tech's venerable stadium a cornerstone of college football for a century. It is located in the heart of Georgia Tech's midtown Atlanta campus, bordered by on Techwood Drive on the east, North Avenue on the south and Bobby Dodd Way on the north.

Tech has hosted numerous crowds that have exceeded that stadium's official seating capacity, the largest of which was the 60,316 spectators for the Georgia game in 1973.

YEAR-BY-YEAR HOME ATTENDANCE

YEAR	G	W-L-T	AVERAGE	YEAR	G	W-L-T	AVERAGE
1949	7	6-1-0	32,500	1983	6	2-4-0	36,817
1950	7	3-4-0	27,858	1984	6	4-2-0	43,381
1951	7	6-0-1	29,858	1985	7	5-2-0	40,210
1952	8	8-0-0	31,748	1986	6	4-1-1	32,200
1953	6	6-0-0	35,750	1987	6	2-4-0	34,899
1954	7	5-2-0	34,286	1988	6	3-3-0	36,180
1955	7	5-1-1	37,250	1989	7	6-1-0	34,352
1956	5	4-1-0	39,600	1990	6	6-0-0	42,014
1957	6	2-2-2	39,834	1991	6	5-1-0	42,327
1958	6	4-1-1	42,883	1992	6	4-2-0	43,178
1959	5	2-3-0	43,940	1993	6	3-3-0	41,354
1960	5	4-1-0	43,492	1994	6	1-5-0	40,751
1961	5	5-0-0	44,986	1995	6	4-2-0	41,237
1962	6	4-1-1	49,375	1996	6	4-2-0	44,855
1963	6	5-1-0	46,522	1997	5	3-2-0	43,176
1964	7	5-2-0	48,062	1998	6	4-2-0	40,471
1965	7	5-2-0	47,375	1999	6	6-0-0	45,737
1966	7	7-0-0	44,578	2000	6	5-1-0	42,671
1967	6	3-3-0	56,386	2001	6	3-3-0	41,686
1968	6	3-3-0	47,213	2002	6	4-2-0	43,156
1969	7	4-3-0	48,059	2003	6	4-2-0	52,862
1970	7	6-1-0	48,250	2004	6	3-3-0	46,817
1971	8	5-3-0	50,038	2005	6	4-2-0	51,607
1972	7	5-1-1	45,029	2006	7	6-1-0	50,617
1973	7	4-3-0	51,583	2007	7	4-3-0	50,279
1974	7	5-2-0	40,472	2008	7	6-1-0	47,489
1975	8	6-2-0	43,475	2009	6	5-1-0	51,584
1976	7	3-3-1	43,047	2010	6	4-2-0	46,449
1977	7	4-3-0	44,836	2011	7	5-2-0	48,232
1978	7	5-2-0	34,200	2012	7	4-3-0	43,955
1979	7	4-3-0	36,374	2013	7	5-2-0	49,077
1980	6	1-4-1	34,555	2014	6	5-1-0	48,519
1981	6	0-6-0	38,456	2015	7	3-4-0	50,707
1982	5	3-2-0	36,687	2016	7	5-2-0	47,503

In the 104 autumns since Grant Field was erected, legends from Clint Castleberry to George Morris to Joe Hamilton to Calvin Johnson have called the storied venue home. Paul Johnson joins coaching giants such as John Heisman, William Alexander and Bobby Dodd that have patrolled the Grant Field sidelines.

In all, four national-title teams and 15 conference champions have showcased their skills on The Flats, including the 1917 squad that brought Georgia Tech its first national championship 100 years ago this fall.

Grant Field was also the site of one of the most notorious games ever played, Tech's 222-0 win over Cumberland in 1916.

Not only has Historic Grant Field been the site of legendary football games, the facility has also hosted major special events. In 1935, a standing-room only crowd of more than 50,000 packed Historic Grant Field to listen to a speech from Franklin Delano Roosevelt. Nelson Mandela gave a speech in the stadium in 1990 after being released from prison. In June 2015, Bobby Dodd Stadium hosted The Rolling Stones during their ZIP CODE Tour. It was the Stones' second concert at Bobby Dodd Stadium (1989). Other artists to perform at Bobby Dodd Stadium include Yes (1974), Bob Seger & the Silver Bullet Band (1977), Heart (1977), Cheap Trick (1977), Foreigner (1977), The Doobie Brothers (1978), Aerosmith (1979), Simon & Garfunkel (1983), New Kids On The Block (1990), and Jimmy Buffett (1993).

LARGEST CROWDS

HOME

	ATT	OPPONENT, YEAR
1.	60,316	Georgia, 1973
2.	60,204	Auburn, 1971
3.	60,124	Georgia, 1971
4.	60,106	Georgia, 1969
5.	60,104	Georgia, 1977
6.	60,024	Notre Dame, 1967

ROAD

	ATT	OPPONENT, YEAR
1.	94,768	at Tennessee, 1983
2.	94,575	at Tennessee, 1985
3.	94,478	at Tennessee, 1981
4.	93,011	at Tennessee, 1987
5.	92,746	at Georgia, 2004
	92,746	at Georgia, 2006
	92,746	at Georgia, 2008
	92,746	at Georgia, 2010
	92,746	at Georgia, 2012
	92,746	at Georgia, 2014
	92,746	at Georgia, 2016

BOWL GAME

82,000 – Ole Miss, 1953 Sugar Bowl

NEUTRAL SITE

77,409 – vs. Penn State, 1991 (East Rutherford, N.J.)



- Georgia Tech posted a perfect 9-0 record en route to the Institute's first-ever national championship.
- Georgia Tech was the unanimous national champion, one of only three teams in a 50-year span from 1893-1942 to win college football's national title in unanimous fashion (joining 1907 Yale and 1909 Yale).
- The "Golden Tornado" (as the team was dubbed by sportswriters) outscored its opponents by a total of 491-17. Only two of Tech's nine opponents scored points while the Golden Tornado averaged 54.6 points per game for the season and 72 points over the final five contests of the campaign.
- The team featured three future College Football Hall of Famers: head coach John Heisman, halfback/tackle Joe Guyon and halfback Everett Strupper.
- The 1917 squad is widely regarded the greatest team of Heisman's legendary coaching career and was long-considered to be the "greatest football team the South had ever produced."

1917 GEORGIA TECH FOOTBALL UNANIMOUS NATIONAL CHAMPIONS			
DATE	OPPONENT	W/L	SCORE
Sept. 29	Furman (DH)	W	25-0
	Wake Forest (DH)	W	33-0
Oct. 6	Pennsylvania	W	41-0
Oct. 13	Davidson	W	32-10
Oct. 20	Washington & Lee	W	63-0
Nov. 3	Vanderbilt	W	83-0
Nov. 10	at Tulane	W	48-0
Nov. 17	Carlisle	W	98-0
Nov. 29	Auburn	W	68-7

"I consider the 1917 Tech team the best football I have ever coached. It's the best team I have seen in my long career as a coach. I was lucky in having under me a team whose members possessed much natural ability and who played the game intelligently. I have never seen a team that, as a whole, was so fast in the composite." — John Heisman



2017 SCHEDULE

HOME AWAY

T
9/4
TENNESSEE
MERCEDES-BENZ STADIUM



9/9
JACKSONVILLE
STATE



9/16
UCF



9/23
PITTSBURGH



9/30
NORTH
CAROLINA



10/12
MIAMI



10/21
WAKE
FOREST



10/28
GLEAMSON



11/4
VIRGINIA



11/11
VIRGINIA
TECH



11/18
DUKE



11/25
GEORGIA

