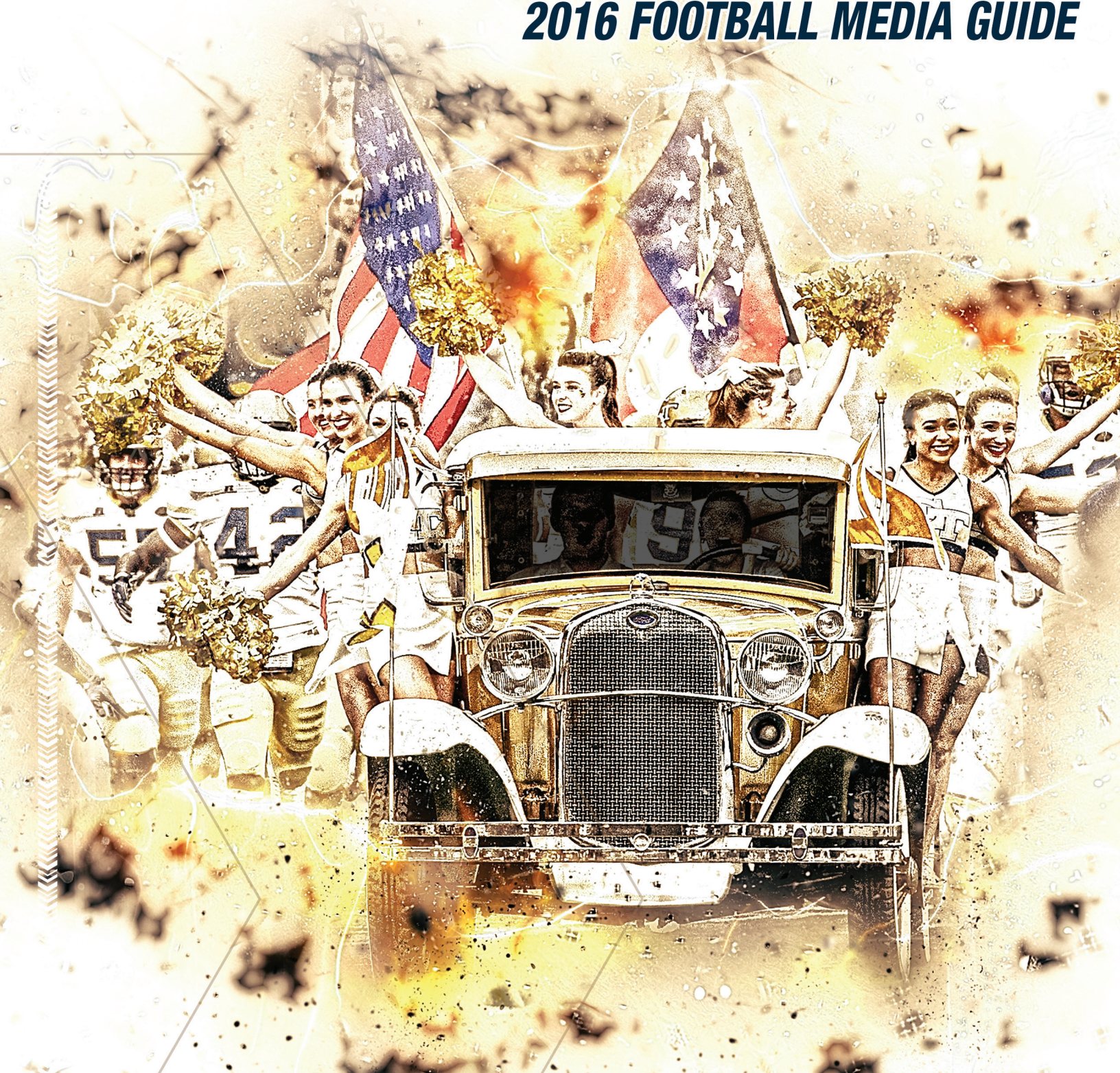




GEORGIA TECH

2016 FOOTBALL MEDIA GUIDE





2016 GEORGIA TECH FOOTBALL INFORMATION GUIDE

Georgia Tech Communications & Public Relations



GEORGIA TECH ATHLETIC ASSOCIATION

150 Bobby Dodd Way NW
Atlanta, GA 30332
404-894-5400
www.RamblinWreck.com
Twitter: @GTathletics
Facebook: GTathletics
Instagram: @GTathletics
YouTube: RamblinWreckTube

CREDITS

EDITORS

Mike Flynn, Simit Shah, Lauren Rupert, Mike Stamus,
Brett Daniels, Brittany McCormick, Brad Malone, Wiley
Ballard, Phil Lewicki, Alex Keator, Darelle Cowley

COVER DESIGN

Aaron DeWall

PHOTOGRAPHY

Danny Karnik, Austin Foote, Stephen Jensen,
in addition to numerous other photographers
who have contributed over the years

PRINTING

Bennett Graphics

© 2016, Georgia Tech Athletic Association



Georgia Tech is an equal opportunity employer and will not discriminate against any employee or applicant on the basis of age, color, disability, gender, national origin, race, religion, sexual orientation, veteran status, or any classification protected by federal, state, or local law. Consistent with its obligations under federal law, each company that is a federal contractor or subcontractor is committed to taking affirmative action to employ and advance in employment qualified women, minorities, disabled individuals and veterans.

TABLE OF CONTENTS

INFORMATION

Introduction	1-2
Table of Contents, 2016 Schedule, 2015 Results	3
Communications & Public Relations	4
Media Information	5
Bobby Dodd Stadium	6-9
Media Information	10

2016 ROSTER INFORMATION

2016 Preseason Roster	12-13
2016 Preseason Depth Chart	14
Student-Athlete Profiles	15-46

COACHES & SUPPORT STAFF

Head Coach Paul Johnson	48-50
Assistant Coaches	51-56
Support Staff	57-61
Administration	62-64

2015 SEASON IN REVIEW

2015 Season Statistics	66-78
Game Recaps	79-84

HISTORY

Tech Football Timeline	86-88
Memorable Games	89
Year-by-Year Records	90-91
Year-by-Year Results	92-101

Head Coaching Ledger	102
All-Time Assistant Coaches	103-104
Series Records	105
Series History	106-112
GT vs. FBS Conferences	113
Miscellaneous History	114-115
National Poll History	116
TV History	117-118
Bowl History	119
Bowl Records	120
All-Americans	121-122
Honors & Awards	123-129
#ProJackets in NFL	130-134
All-Time Letterwinners	135-144
All-Time Starting Lineups	145-148
Hall of Fame	149

RECORDS

Individual Records	151-154
Individual Leaders	155-165
Team Records	166-173
Team Game Leaders	174-182
Individual Game Bests	183-190
Top Individual Performances	191-195
Opponent Records	196-203
Paul Johnson Era Superlatives	204-206
Last Time It Happened	207-209
Year-by-Year Team Statistics	210-211
Annual Statistical Rankings	212

2016 GEORGIA TECH FOOTBALL SCHEDULE

DATE	OPPONENT	LOCATION	TIME	TV
Sept. 3	Boston College <i>ACC</i>	Dublin, Ireland	7:30 a.m.	ESPN2
Sept. 10	Mercer	Bobby Dodd Stadium	3 p.m.	ESPN3
Sept. 17	Vanderbilt	Bobby Dodd Stadium	12:30 p.m.	ACCN
Sept. 22	Clemson <i>ACC</i>	Bobby Dodd Stadium	7:30 p.m.	ESPN
Oct. 1	Miami <i>ACC</i> FAMILY WEEKEND	Bobby Dodd Stadium	TBA	TBA
Oct. 8	at Pittsburgh <i>ACC</i>	Pittsburgh, Pa.	TBA	TBA
Oct. 15	Georgia Southern HALL OF FAME GAME	Bobby Dodd Stadium	TBA	TBA
Oct. 29	Duke <i>ACC</i> HOMECOMING	Bobby Dodd Stadium	TBA	TBA
Nov. 5	at North Carolina <i>ACC</i>	Chapel Hill, N.C.	TBA	TBA
Nov. 12	at Virginia Tech <i>ACC</i>	Blacksburg, Va.	TBA	TBA
Nov. 19	Virginia <i>ACC</i> SENIOR SALUTE / TOY DRIVE	Bobby Dodd Stadium	TBA	TBA
Nov. 26	at Georgia	Athens, Ga.	TBA	TBA
Dec. 3	ACC Football Championship Game	Charlotte, N.C.		

Home games in **BOLD** played at Bobby Dodd Stadium at Historic Grant Field (55,000) ALL TIMES EASTERN AND SUBJECT TO CHANGE

2015 RESULTS (3-9, 1-7 ACC Coastal)

DATE	OPPONENT	RESULT	RECORD	ACC	ATT	TV
Sept. 3	Alcorn State	W 69-6	1-0		49,196	FSS
Sept. 12	Tulane	W 65-10	2-0		50,435	FSS
Sept. 19	at 8/10 Notre Dame	L 22-30	2-1		80,795	NBC
Sept. 26	at Duke <i>ACC</i>	L 20-34	2-2	0-1	20,101	ESPN2
Oct. 3	North Carolina <i>ACC</i>	L 31-38	2-3	0-2	50,585	ESPNU
Oct. 10	at 6/6 Clemson <i>ACC</i>	L 24-43	2-4	0-3	80,983	ABC/ ESPN2
Oct. 17	Pittsburgh <i>ACC</i>	L 28-31	2-5	0-4	46,208	ACCN
Oct. 24	9/9 Florida State <i>ACC</i>	W 22-16	3-5	1-4	55,000	ESPN2
Oct. 31	at Virginia <i>ACC</i>	L 21-27	3-6	1-5	32,308	RSN
Nov. 12	Virginia Tech <i>ACC</i>	L 21-23	3-7	1-6	48,522	ESPN
Nov. 21	at Miami <i>ACC</i>	L 21-38	3-8	1-7	51,355	ACCN
Nov. 28	Georgia	L 7-13	3-9		55,000	ESPN2

NCAA INFRACTIONS REPORT

In July of 2011, the National Collegiate Athletic Association (NCAA) Division I Committee on Infractions found the Georgia Institute of Technology men's basketball and football programs responsible for committing violations of NCAA legislation.

The Institute was cited for a lack of cooperation during the investigation, a failure to meet the conditions and obligations of membership, and preferential treatment violations. Also cited were additional violations in the men's basketball program related to the conduct of a nonscholastic men's basketball tournament on campus. The NCAA public report further details all of the findings.

Penalties Included:

- Public reprimand and censure.
- Four years of probation from July 14, 2011 through July 13, 2015.
- A \$100,000 financial penalty.
- A reduction of two men's basketball recruiting days during the 2011 summer evaluation period (self-imposed by the Institute).
- A limit of 10 official visits for the men's basketball program for the 2011-12 and 2012-13 academic years, respectively.
- Vacation of contests won by the football team during the 2009 season after November 24, which is when the university was alerted to potential eligibility issues.


Additionally, in September of 2014 the NCAA Division I Committee on Infractions cited the Institute for a failure to monitor recruiting activities, and the football, men's basketball, and women's basketball programs were cited for recruiting violations surrounding impermissible telephone calls and text messages sent to prospective student-athletes. The NCAA accepted the Institute's self-imposed penalties. The NCAA public report further details all of the findings.

Penalties Included:

- Public reprimand and censure.
- Two additional years of probation, extending through July 13, 2017.
- Recruiting restrictions during the 2012-13 academic year, including telephone call restrictions and a reduction in off-campus recruiting opportunities (self-imposed by the Institute).

As a result of the exhaustive investigation and review process and because of Georgia Tech's steadfast commitment to compliance, the Institute completely revamped and enhanced its athletics compliance operation and staffing. A robust monitoring system was implemented and a more frequent and meaningful rules education program was established across all sports. The Institute remains committed to operating all of its athletics programs within the letter and spirit of NCAA, ACC, and Institute rules and regulations.

COMMUNICATIONS & PUBLIC RELATIONS



MIKE FLYNN

Assistant AD
Communications & Public Relations



MIKE STAMUS

Associate Director
Communications & Public Relations



KEVIN DAVIS

Assistant Director
Communications & Public Relations



LAUREN RUPERT

Assistant Director
Communications & Public Relations



ELIZABETH RYAN

Assistant Director
Communications & Public Relations



ALEXANDRA KEATOR

Intern



BRAD MALONE

Director of Digital Media



SIMIT SHAH

Social Media

GEORGIA TECH COMMUNICATIONS & PUBLIC RELATIONS

Arthur B. Edge Jr. Intercollegiate Athletics Center
150 Bobby Dodd Way NW, Atlanta, GA 30332
Phone: 404-894-5445 | www.RamblinWreck.com

COMMUNICATIONS & PUBLIC RELATIONS

MIKE FLYNN Assistant AD / Communications & Public Relations

Responsibilities: Football¹

Alma Mater: Miami (Ohio), 2001 | **Joined GTAA:** June 2016

Office: 404-894-6283 | **Cell:** 828-964-6406 | **Email:** mflynn@athletics.gatech.edu | [@MFlynnGT](https://twitter.com/MFlynnGT)

MIKE STAMUS Associate Director

Responsibilities: Men's Basketball, Golf, Football Credentials

Alma Mater: Virginia Tech, 1983 | **Joined GTAA:** August 1983

Office: 404-894-5445 | **Cell:** 404-218-9723 | **Email:** mstamus@athletics.gatech.edu | [@BusterStamus](https://twitter.com/BusterStamus)

KEVIN DAVIS Assistant Director

Responsibilities: Football², Baseball, Swimming & Diving

Alma Mater: Gardner-Webb, 2005 | **Joined GTAA:** August 2016

Office: 404-894-5445 | **Cell:** 704-974-9095 | **Email:** kdavis@athletics.gatech.edu | [@kdavis12](https://twitter.com/kdavis12)

LAUREN RUPERT Assistant Director

Responsibilities: Volleyball and Softball

Alma Mater: Pittsburgh, 2011 | **Joined GTAA:** July 2012

Office: 404-894-5445 | **Cell:** 724-516-4577 | **Email:** lrupert@athletics.gatech.edu | [@Lauren_Rupert](https://twitter.com/Lauren_Rupert)

ELIZABETH RYAN Assistant Director

Responsibilities: Women's Basketball, Women's Tennis

Alma Mater: North Carolina, 2007 | **Joined GTAA:** August 2016

Office: 404-894-5445 | **Cell:** 404-431-9619 | **Email:** lryan@athletics.gatech.edu

ALEXANDRA KEATOR Intern

Responsibilities: Track / Cross Country, Men's Tennis

Alma Mater: Syracuse, 2016 | **Joined GTAA:** July 2016

Office: 404-894-5445 | **Cell:** 413-207-2604 | **Email:** akeator@athletics.gatech.edu | [@aykay24](https://twitter.com/aykay24)

DIGITAL MEDIA

BRAD MALONE Director of New Media

Alma Mater: Georgia Tech, 2009 | **Joined GTAA:** November 2012

Office: 404-894-4461 | **Email:** bmalone@athletics.gatech.edu | [@GT_Brad](https://twitter.com/GT_Brad)

SIMIT SHAH Social Media

Alma Mater: Georgia Tech, 1999 | **Joined GTAA:** September 2012

Email: sshah@athletics.gatech.edu | [@simit_shah](https://twitter.com/simit_shah)

DIRECTIONS TO BOBBY DODD STADIUM

Bobby Dodd Stadium at Grant Field is located on the Georgia Tech campus. The address is 150 Bobby Dodd Way, Atlanta, GA 30332. The stadium is bordered on the north by Bobby Dodd Way, on the south by North Avenue and on the east by Techwood Drive. From Interstate 75-85, Bobby Dodd Stadium is best accessed on game days via the 10th Street/14th Street/Techwood Drive Exit. For a map of the campus and available parking lots, please consult the Georgia Tech parking website at www.parking.gatech.edu.

COMING FROM THE NORTH, TRAVELING SOUTH ON I-75/85

Take the "10th St./14th St./Techwood Dr." exit ... Cross over 14th St. and continue to 10th St. ... To reach most game day "Pass Lots," including Peters Parking Deck, Alexander Memorial Coliseum, O'Keefe, or Club Lot (E43), turn right onto 10th Street and then turn left onto Fowler Street ... To reach recommended game day "Pay Lots," either: Turn right onto 10th Street and continue to State Street Parking Deck at 10th and State; Turn left onto 10th Street. Cross the Interstate and then turn right onto Spring Street. Proceed to Technology Square at Spring Street and 5th Street. Parking is available at the Georgia Tech Hotel and Conference Center Parking Deck and the Centery Deck.

COMING FROM THE SOUTH, TRAVELING NORTH ON I-75/85

Take the "10th Street" exit ... To reach most game day "Pass Lots," including Peters Parking Deck, Alexander Memorial Coliseum, O'Keefe, or Club Lot (E43), turn left onto 10th Street, cross over the Interstate, and then turn left onto Fowler Street ... To reach recommended game day "Pay Lots," either: Turn left onto 10th Street and continue to State Street Parking Deck at 10th and State; Turn right onto 10th Street. Then turn right onto Spring Street. Proceed to Technology Square at Spring Street and 5th Street. Parking is available at the Georgia Tech Hotel and Conference Center Parking Deck and the Centery Deck.

ON MARTA

Bobby Dodd Stadium is easily accessible on MARTA, Atlanta's rapid transit system. From the North-South line, exit at the North Avenue station, and walk three blocks west on North Avenue to reach Bobby Dodd Stadium.

MEDIA INFORMATION

INFORMATION

WEEKLY SCHEDULE

NOTE: The weekly schedule adjusts the week of Georgia Tech's Thursday night game when Coach Johnson's press conference moves to Monday and all player availability follows Monday's practice.

Below is the schedule for a typical game week Saturday:

MONDAYS

- Notes available
- Offensive student-athletes/coaches available post-practice
- Coach Johnson Radio Show

TUESDAYS

- Defensive student-athletes/coaches available post-practice

WEDNESDAYS

- ACC Weekly Teleconference
- Coach Johnson available post-practice

THURSDAYS

- No availability

FRIDAYS

- No availability

GAME DAYS

- Coach Johnson and selected players available for post-game interviews

HEAD COACH PAUL JOHNSON WEEKLY PRESS CONFERENCE

Head coach Paul Johnson will hold a weekly press conference in the Goldsmith Conference room at the GTAA. Please contact Mike Flynn for the day and time of the press conference.

ACC WEEKLY TELECONFERENCE

The 14 ACC football coaches will be featured on a weekly teleconference each Wednesday from 10:30 a.m. to 12:50 p.m. Each coach will have 10 minutes to make an opening statement and answer questions. There will be an instant replay of each teleconference on the Conference's internet site TheACC.com each Wednesday afternoon.

To obtain the call-in number, media should contact the ACC office (336-851-6062). **Coach Paul Johnson's weekly time slot is 11:30-11:40 a.m.**

ACC CLIP SERVICE

Broadcast media outlets will be able to access ACC highlights and press conference excerpts via the ACC Video Clip Service (AVCS) throughout the entire 2016-17 sports calendar. This video content will only be available for download in digital files that can be accessed on the AVCS.

To register for this service, please contact Scott McBurney, Associate Commissioner/Advanced Media, at smcburney@theacc.org or call 336-369-4646.



CREDENTIALS

Credentials for Georgia Tech home football games are issued to working media only and should be requested as early as possible. Requests are honored from sports editors of daily newspapers, network affiliate television station sports directors, and websites that have a corresponding publication and/or affiliation with a nationally recognized media entity.

Requests from non-daily newspapers, periodicals, radio stations and non-affiliated websites or blogs will be considered on a case-by-case basis.

Credentials will not be mailed, but can be shipped if a FedEx number is provided and time permits. Otherwise, credentials will be left at Media Will Call, which is located at the main ticket office on the north end of Bobby Dodd Stadium. Requests can be directed to **Mike Stamus** (mstamus@athletics.gatech.edu).

MEDIA PARKING

A limited number of media parking spaces at various lots on campus are available. Please include parking requests along with credential requests. Parking passes will be e-mailed.

ROAD CREDENTIALS

If you would like to cover Georgia Tech on the road, please notify **Mike Flynn** (mflynn@athletics.gatech.edu) at least two weeks in advance and a credential request will be made for you.

PRESS BOX

Located in the west stands of Bobby Dodd Stadium, accessible via Gate 1 or Gate 4. Take the press elevator to Level 4.

WIRELESS

Wireless internet access is available in the press box. Log-in information is available on seating cards and is posted in the press box.

LIVE STATISTICS

Live stats are available at RamblinWreck.com, and via secured media website. Information is posted in the press box.

MEDIA MEALS

Complimentary meals are available to credentialed media. Following each game, pizza will be available to media members.

PRACTICE COVERAGE

Practices during the season are closed, although the first 20-30 minutes Monday-Wednesday are open to television media wanting to shoot video. If you are planning to shoot video, please let **Mike Flynn** know in advance.

WEEKLY PRESS CONFERENCE

Johnson's weekly press conferences are held in the Goldsmith Conference Room (located in the Edge Building), time and day of the week to be determined. No players will be available at that time. Media are welcome to dine in the GTAA dining hall following the press conference.

PAUL JOHNSON INTERVIEWS

Head Coach Paul Johnson is available to the media at the following times:

- Following every practice on select days.
- Following every game.
- Weekly press conferences, TBD
- Weekly ACC Coaches Teleconference, every Wednesday (see schedule at left).

All other interviews should be requested to **Mike Flynn** (mflynn@athletics.gatech.edu) at least 24 hours in advance. Most of these interviews will take place between 1-2 p.m.

STUDENT-ATHLETES INTERVIEWS

Student-athletes are available after every practice on Mondays (offense) and Tuesdays (defense). All player requests must be made to **Mike Flynn** (mflynn@athletics.gatech.edu) before practice concludes. Players who do not practice will not be available. Players are also available after every game upon request. All other player interview requests should be directed to **Mike Flynn**.

POST-PRACTICE INTERVIEWS

Paul Johnson and requested players will meet with the media in the lobby of Gate 6, adjacent to Callaway Plaza, at the conclusion of practice.

POSTGAME INTERVIEWS

Following home games, Paul Johnson and selected players are available in the Edge Center museum following a cooling-down period. The visiting team will hold its press conference on the south end of the stadium, in the Georgia Tech weight room.

Following road games, Johnson and requested players will be available following a cooling-down period at a site determined by the home team. Please make your requests for Yellow Jacket players to **Mike Flynn** prior to the conclusion of the game.

NFL SCOUTS

NFL scouts can receive credentials and access to the press box. The written (or email) request must be made at least two weeks in advance to **Mike Stamus** (mstamus@athletics.gatech.edu). No parking pass is provided to scouts. Seats are assigned on a space-available basis, and access to the field during team warm-ups is permitted.

GEORGIA TECH / IMG SPORTS RADIO NETWORK

Pre-game coverage begins two hours prior to kickoff with "Yellow Jacket Countdown," featuring game previews, live guests, and former players. It continues on to live game play-by-play coverage, followed by post-game interviews with head coach Paul Johnson and select players.

In Atlanta, the games can be heard on 680 The Fan, as well as on Georgia Tech's Gameday App and on TuneIn online.

BOBBY DODD STADIUM AT HISTORIC GRANT FIELD

INFORMATION



1913



1925



1948




1958

BOBBY DODD STADIUM AT HISTORIC GRANT FIELD

“Here’s the exception to the Atlanta rule: One sporting venue that has stood the test of time. Georgia Tech’s stadium ... remains a landmark — hard by the Downtown Connector, in the shadow of Coca-Cola headquarters, one block from the Varsity ... **THERE’S NO PRETTIER SETTING FOR A NIGHT FOOTBALL GAME ON ANYONE’S CAMPUS.** And the memory of Dodd, coaching his clinical and cerebral Jackets while remaining seated at a card table on the sideline, is one of the enduring images of Atlanta sports.”

— *Atlanta Journal-Constitution* (January 20, 2013)



1985



1992



2006



2014

BOBBY DODD STADIUM AT HISTORIC GRANT FIELD

Georgia Tech's storied football facility has been a cornerstone of college football for 103 years. Cozily nestled amid Atlanta's skyscrapers, Bobby Dodd Stadium at Historic Grant Field is easily one of the nation's most unique settings for college football.

Originally built in 1913 by members of the Georgia Tech student body, Bobby Dodd Stadium at Historic Grant Field is the oldest on-campus stadium in NCAA Division I Football Bowl Subdivision (FBS).

During the 2013 season, Georgia Tech celebrated the 100th anniversary of Grant Field.

Georgia Tech's football facility was known as Grant Field until April 1988, when the Georgia State Board of Regents voted to add the name Bobby Dodd Stadium in honor of the legendary coach who guided the Ramblin' Wreck to its most illustrious football era. A member of the National Football Foundation College Football Hall of Fame, Dodd compiled a 165-64-8 record from 1945-66, and tutored 21 All-Americans as he led Tech to 13 bowl trips during his 22-year stay as head coach. Dodd served as Tech's director of athletics from 1951-76 and then worked as a consultant for the alumni association until his death in 1988 following a 57-year association with the Institute.

The name change was the first for the facility since it was named Hugh Inman Grant Field in 1914 after a gift from John W. Grant, a member of the Tech Board of Trustees and a well-known Atlanta merchant.

The Grant family did not give the land on which Grant Field is built. However, they did give the initial \$15,000 used in 1913 to build the first permanent concrete stands on the west side of the field. In gratitude for the gift, the Board of Trustees named the field Hugh Inman Grant Field in memory of Grant's deceased son.

The students who built Grant Field more than 100 years ago wouldn't recognize the home of Georgia Tech football if they saw it now. Not only has the skyline around the stadium changed dramatically, but the facility has steadily grown and improved during its rich history.

Tech actually began playing football on this site in 1905, but in 1913, the original concrete West Stands were largely built by Tech students and seated 5,600. The concrete East Stands were completed in time for the 1924 season. A year later, the South Stands were finished, bringing the seating capacity to approximately 30,000.

In 1947, the West Stands were rebuilt, which raised the capacity to 40,000, and a new press box was added. The North Stands were erected in 1958 to bring the seating to 44,105. A second deck was added to the East side in 1962, increasing capacity to 53,300. The facility was expanded again in 1967, when the West Stands were double-decked to bring capacity to 58,121. That project also included new press and photo levels, including an elevator.

Following the 1985 season, the historic South Stands, which formed the familiar U-shape on North Avenue, were razed. In their place is the William C. Wardlaw Center, a multi-purpose facility for Georgia Tech's athletic and academic departments that was opened in 1988. Seating capacity was reduced to 46,000.

A major renovation was completed prior to the 1992 season with the construction of the Bill Moore Student Success Center behind the West Stands, as well as the

BOBBY DODD STADIUM / GRANT FIELD

First Game	Sept. 27, 1913 as Grant Field
Capacity	55,000
All-Time Record	460-194-21 (.697)
Total Games Played	675
Longest Win Streak	23 games (1915-19)
Longest Win Streak (since 1950)	17 games (1951-54, 1989-91)
Longest Unbeaten Streak	37 games (1914-19)
Longest Unbeaten Streak (since 1950)	22 games (1950-54)

Record by Decade:

DECADE	G	RECORD	PCT
1913-1919	51	44-5-2	.882
1920-1929	74	56-12-6	.797
1930-1939	65	33-28-4	.538
1940-1949	67	51-16-0	.761
1950-1959	63	45-14-4	.746
1960-1969	61	44-16-1	.730
1970-1979	71	47-21-2	.676
1980-1989	62	30-30-2	.500
1990-1999	59	40-19-0	.678
2000-2009	63	44-19-0	.698
2010-	40	26-14-0	.650

NATION'S OLDEST FOOTBALL STADIUMS (FBS ONLY)

Georgia Tech	Bobby Dodd Stadium at Grant Field	1913
Mississippi State	Scott Field	1915
Cincinnati	Nippert Stadium	1916
Wisconsin	Camp Randall	1917
Washington	Husky Stadium	1920

NATION'S OLDEST FOOTBALL STADIUMS (ALL)

Penn	Franklin Field	1895
Harvard	Harvard Stadium	1903
Georgia Tech	Bobby Dodd Stadium at Grant Field	1913
Yale	Yale Bowl	1914
Mississippi State	Scott Field	1915

MILESTONE GAMES

First Game	Sept. 27, 1913	Ft. McPherson	W	19-0
First Game vs. Georgia	Nov. 15, 1913	Georgia	L	0-14
First Win vs. Georgia	Nov. 13, 1914	Georgia	W	7-0
First Thanksgiving Day Game	Nov. 27, 1913	Clemson	W	34-0
First Game Under Coach Alexander	Sept. 25, 1920	Wake Forest	W	44-0
100th Win	Nov. 28, 1929	Auburn	W	19-16
First SEC Game	Oct. 14, 1933	Auburn	W	16-6
First Night Game	Sept. 26, 1936	Presbyterian	W	55-0
First Game vs. Ranked Opponent	Nov. 7, 1936	Auburn (#20)	L	12-13
First Game Under Coach Dodd	Oct. 6, 1945	Notre Dame	L	7-40
First Win Under Coach Dodd	Oct. 13, 1945	Howard (now Samford)	W	43-0
First Televised Game	Oct. 2, 1948	Tulane	W	13-7
200th Win	Nov. 8, 1952	Army	W	45-6
First Game Televised By NBC	Sept. 17, 1955	Miami	W	14-6
First Game As An Independent	Sept. 19, 1964	Vanderbilt	W	14-2
Last Game Under Coach Dodd	Nov. 12, 1966	Penn State	W	21-0
300th Win	Sept. 20, 1975	Miami	W	38-23
First ACC Game	Nov. 3, 1979	Duke	W	24-14
First Game Televised By TBS	Nov. 3, 1983	Virginia	W	31-27
First Game Televised By ESPN	Sept. 29, 1984	Clemson	W	28-21
First Game Televised By Raycom	Oct. 6, 1984	NC State	L	22-27
First Game Televised By CBS	Oct. 19, 1985	Auburn	L	14-17
First ESPN Thursday Night Game	Sept. 19, 1991	Virginia	W	24-21
400th Win	Aug. 31, 2002	Vanderbilt	W	45-3
First Game Under Coach Johnson	Aug. 28, 2008	Jacksonville State	W	41-14

BOBBY DODD STADIUM AT HISTORIC GRANT FIELD

addition of 32 executive suites, the renovation of the President's Box and press level and the addition of the Roy Richards Festival concourse area under the West Stands.

Natural grass returned to Grant Field in 1995 after 24 seasons with artificial turf. The field was originally surfaced with AstroTurf in 1971 and resurfaced in 1979, and then new artificial All-Pro Turf was installed in 1988.

The venerable stadium added another chapter to its storied history with a new look and an expanded capacity in 2003 when a two-year expansion and renovation raised capacity to 55,000 seats and added numerous amenities. The \$75 million endeavor included the expansion and renovation of Bobby Dodd Stadium/Grant Field and the rebuilding of Russ Chandler Stadium, Tech's 4,157-seat baseball facility.

The focal point of the project was the North End Zone structure, which seats 15,678 in two levels and also includes 10 luxury suites and the Howard Ector Letterwinners Lounge. The complex also features the 7,000-square foot Kim King Football Locker Room, a 3,300-square foot players' lounge, and coaches' offices that overlook Grant Field.

In addition to the rebuilt seating area, the lower east structure features 20 executive suites as well as 2,040 chair-backed club seats between the 25-yard lines and a private air-conditioned lounge for those patrons.

At the south end of Bobby Dodd Stadium, 2,970 seats were added in front of the Wardlaw Building, providing seating in the south end zone for the first time since 1985. The south end zone seating and the lower levels of the east and north stands form a three-sided bowl.

Construction began following the 2001 season, with the first phase completed for the 2002 season, when capacity was 43,719. The first phase saw the completion of the lower bowl seating in the south, east and north areas of the stadium.

A new natural grass playing surface and drainage system was installed, and the field was shifted approximately 30 feet to the north and 15 feet to the west. Program management was provided by Carter/Turner, a joint venture of Carter & Associates and Turner Construction, while HOK Sport was the project's architect.

Bobby Dodd Stadium/Grant Field is located at the heart of the Georgia Tech campus on Techwood Drive, bordered by North Avenue on the south and Bobby Dodd Way on the north.

Tech has hosted numerous crowds which have exceeded capacity, the largest of which was the 60,316 spectators for the Georgia game in 1973.

Georgia Tech continues to make improvements to the facility on a yearly basis. A new, larger video board and ribbon boards were installed just in time for the start of the 2009 season. Renovations were also done in 2009 on the Festival level of the west side and throughout the stadium.

In the summer of 2016, Georgia Tech partnered with Panasonic to replace all existing LED boards with new state-of-the-art screens and equipment.

In the 103 autumns since Grant Field was erected, legends from Clint Castleberry to George Morris to Joe Hamilton to Calvin Johnson have played here, and Paul Johnson joins coaching giants such as John Heisman

YEARLY HOME ATTENDANCE

YEAR	G	W-L-T	AVERAGE	YEAR	G	W-L-T	AVERAGE
1949	7	6-1-0	32,500	1982	5	3-2-0	36,687
1950	7	3-4-0	27,858	1983	6	2-4-0	36,817
1951	7	6-0-1	29,858	1984	6	4-2-0	43,381
1952	8	8-0-0	31,748	1985	7	5-2-0	40,210
1953	6	6-0-0	35,750	1986	6	4-1-1	32,200
1954	7	5-2-0	34,286	1987	6	2-4-0	34,899
1955	7	5-1-1	37,250	1988	6	3-3-0	36,180
1956	5	4-1-0	39,600	1989	7	6-1-0	34,352
1957	6	2-2-2	39,834	1990	6	6-0-0	42,014
1958	6	4-1-1	42,883	1991	6	5-1-0	42,327
1959	5	2-3-0	43,940	1992	6	4-2-0	43,178
1960	5	4-1-0	43,492	1993	6	3-3-0	41,354
1961	5	5-0-0	44,986	1994	6	1-5-0	40,751
1962	6	4-1-1	49,375	1995	6	4-2-0	41,237
1963	6	5-1-0	46,522	1996	6	4-2-0	44,855
1964	7	5-2-0	48,062	1997	5	3-2-0	43,176
1965	7	5-2-0	47,375	1998	6	4-2-0	40,471
1966	7	7-0-0	44,578	1999	6	6-0-0	45,737
1967	6	3-3-0	56,386	2000	6	5-1-0	42,671
1968	6	3-3-0	47,213	2001	6	3-3-0	41,686
1969	7	4-3-0	48,059	2002	6	4-2-0	43,156
1970	7	6-1-0	48,250	2003	6	4-2-0	52,862
1971	8	5-3-0	50,038	2004	6	3-3-0	46,817
1972	7	5-1-1	45,029	2005	6	4-2-0	51,607
1973	7	4-3-0	51,583	2006	7	6-1-0	50,617
1974	7	5-2-0	40,472	2007	7	4-3-0	50,279
1975	8	6-2-0	43,475	2008	7	6-1-0	47,489
1976	7	3-3-1	43,047	2009	6	5-1-0	51,584
1977	7	4-3-0	44,836	2010	6	4-2-0	46,449
1978	7	5-2-0	34,200	2011	7	5-2-0	48,232
1979	7	4-3-0	36,374	2012	7	4-3-0	43,955
1980	6	1-4-1	34,555	2013	7	5-2-0	49,077
1981	6	0-6-0	38,456	2014	6	5-1-0	48,519
				2015	7	3-4-0	50,707

and Bobby Dodd in patrolling the Grant Field sideline.

Four national title teams and 15 conference champions have showcased their skills on the Flats, and Grant Field was the site of one of the most famous games ever played, Tech's 222-0 win over Cumberland in 1916.

Today's Bobby Dodd Stadium seats 55,000 fans in a modern, comfortable facility that embraces the tradition that has made Tech's venerable stadium a cornerstone of college football for a century.

Not only has Historic Grant Field been the site of legendary football games, the facility has also hosted major special events. In 1935, a standing-room only crowd of more than 50,000 packed Historic Grant Field to listen to a speech from Franklin Delano Roosevelt. Nelson Mandela gave a speech in the stadium in 1990 after being released from prison. In June 2015, Bobby Dodd Stadium hosted The Rolling Stones during their ZIP CODE Tour. It was the Stones' second concert at Bobby Dodd Stadium (1989). Other artists to perform at Bobby Dodd Stadium include Yes (1974), Bob Seger & the Silver Bullet Band (1977), Heart (1977), Cheap Trick (1977), Foreigner (1977), The Doobie Brothers (1978), Aerosmith (1979), Simon & Garfunkel (1983), New Kids On The Block (1990), and Jimmy Buffett (1993).

LARGEST CROWDS

HOME

	ATT	OPPONENT, YEAR
1.	60,316	Georgia, 1973
2.	60,204	Auburn, 1971
3.	60,124	Georgia, 1971
4.	60,106	Georgia, 1969
5.	60,104	Georgia, 1977
6.	60,024	Notre Dame, 1967

ROAD

	ATT	OPPONENT, YEAR
1.	94,768	at Tennessee, 1983
2.	94,575	at Tennessee, 1985
3.	94,478	at Tennessee, 1981
4.	93,011	at Tennessee, 1987
5.	92,746	at Georgia, 2004
	92,746	at Georgia, 2006
	92,746	at Georgia, 2008
	92,746	at Georgia, 2010
	92,746	at Georgia, 2012
	92,746	at Georgia, 2014

BOWL GAME

82,000 – Ole Miss, 1953 Sugar Bowl

NEUTRAL SITE

77,409 – vs. Penn State, 1991

QUICK FACTS

INSTITUTE INFORMATION

Name	Georgia Institute of Technology (Georgia Tech)
<i>We are the Georgia Institute of Technology or Georgia Tech. We are not Georgia Tech University.</i>	
Location	Atlanta, Ga. 30332
Founded	1885
Enrollment	25,000
Nicknames	Yellow Jackets, Rambling Wreck
Colors	Old Gold and White
Conference	ACC (Coastal Division)
President	Dr. G.P. "Bud" Peterson (Kansas State, 1977)
Director of Athletics	Mike Bobinski (Notre Dame, 1979)
Stadium	Bobby Dodd Stadium at Historic Grant Field
Surface	Natural Grass
Capacity	55,000
Basic Offense	Spread Option
Basic Defense	4-2-5

ATHLETICS ADMINISTRATION

Director of Athletics	Mike Bobinski (Notre Dame, 1979)
Deputy AD	Brett Daniels
Senior Associate AD / Operations	John David Wicker
Senior Associate AD / Development	Jack Thompson
Associate AD / Compliance	Shoshanna Engel
Associate AD / Development	Jim Hall
Associate AD / Finance & Administration	Marvin Lewis
Associate AD / Student Services	Phyllis LaBaw
Associate AD / Sales & Fan Experience	Rick Thorpe
Associate AD / Facilities, Operations & Events	Derek Grice
Associate AD / Student-Athlete Development & SWA	Joeleen Akin
Assistant AD / Communications & PR	Mike Flynn
Assistant AD / Special Projects	Doug Allvine

FOOTBALL HISTORY

First Year of Football	1892
Number of Seasons	123
All-Time Record	715-486-43
All-Time Record at Bobby Dodd Stadium	460-194-21
Bowl Appearances	43 (24-19)
First Year Competed for ACC Title	1983
National Championships	4 (1917, 1927, 1952, 1990)
ACC Championships	2 (1998, 1990) (2009 vacated)

COACHING STAFF

Head Coach	Paul Johnson (Western Carolina, 1979)
Record at Georgia Tech	61-44 (8 seasons)
Career Record	168-83 (19 seasons)
Quarterbacks / B-backs	Bryan Cook
Safeties / Recruiting Coordinator	Andy McCollum
A-backs / Special Teams Coordinator	Lamar Owens
Defensive Line	Mike Pelton
Wide Receivers	Al "Buzz" Preston
Defensive Coordinator / Linebackers	Ted Roof
Offensive Line	Mike Sewak
Cornerbacks	Joe Speed
Co-Offensive Line	Ron West
Graduate Assistant Coach	Blake DeBartola
Graduate Assistant Coach	Rick Lyster
Graduate Assistant Coach	Kevin Reddy
Graduate Assistant Coach	Tevin Washington

SUPPORT STAFF

Director of Football Operations	Mike Huff
Assistant Director of Football Operations	Craig Candeto
Director of Player Personnel	Andy Lutz
Associate Director of Player Personnel	Saeed Khalif
Associate Director of Player Personnel	Brad Waggoner
Recruiting and Marketing Coordinator	Brittany McCormick
Staff Assistant	Tim McGrath
Director of Player Development	John Sisk
Assistant Director of Player Development	Zach Reed
Assistant Director of Player Development	Ben Sowders
Assistant Director of Player Development	Curtis Turner
Director of Sports Medicine	Jay Shoop
Assistant Athletic Trainer	Mark Smith
Equipment Manager	Tom Conner
Assistant Equipment Manager	Punt Windham
Director of Video Operations	Todd McCarthy
Administrative Coordinator	Teri Anton
Recruiting Operations Coordinator	Kassi Lee

COMMUNICATIONS & PUBLIC RELATIONS

Assistant Athletic Director (Primary Contact)	Mike Flynn
Cell	828-964-6406
Email	mfflynn@athletics.gatech.edu
Assistant Director (Secondary Contact)	Kevin Davis
Cell	704-974-9095
Email	kdavis@athletics.gatech.edu
Associate Director (Credentials)	Mike Stamus
Cell	404-218-9723
Email	mstamus@athletics.gatech.edu
Web	www.RamblinWreck.com

Mailing Address

Georgia Tech Athletic Association
150 Bobby Dodd Way NW
Atlanta, GA 30332-0455

2016 ROSTER INFORMATION



2016 PRESEASON FALL ROSTER

ALPHABETICAL		
NO	NAME	POS
82	Aasen, Grant	P
90	Adams, Brandon	DT
9	Alexander, Victor	LB
48	Alford, Chase	LB
24	Allen, Marcus	BB
57	Anderson, Niko	OL
17	Austin, Lance	DB
20	Austin, Lawrence	DB
89	Barton, Bennett	WR
76	Beard, Davis	OL
30	Benson, KirVonte	BB
99	Branch, Desmond	DL
49	Brashear, Jakob	LB
39	Braswell, Ryan	BB
75	Braun, Parker	OL
33	Bridges, Emanuel	LB
70	Bryan, Will	OL
58	Burden, Freddie	OL
85	Bussoletti, Alan	WR
87	Butker, Harrison	K
57	Cain, Austin	LB
80	Camp, Jalen	WR
10	Campbell, Christian	DB
54	Cerge-Henderson, Kyle	DL
35	Cole, Jarett	DB
43	Cooksey, Tyler	LB
55	Cooper, Kenny	OL
31	Cottrell, Nate	AB
39	Curry, David	LB
53	Dandaneau, Chris	LB
22	Davis, Melvin	DB
40	Davis, P.J.	LB
80	Davis, Shawn	K
71	Devine, Shamire	OL
84	Dolphus, Stephen	WR
45	Dotson, Meiko	DB
8	Durham, Step	DB
42	Freeman, KeShun	DE
79	Fromayan, Eason	OL
91	Gamble, Patrick	DL
46	Gantt, Xavier	AB
97	Glanon, Brentavious	DL
15	Gray, A.J.	DB
28	Green, J.J.	AB
72	Griffin, Chris	OL
14	Griffin, Corey	DB
27	Griffin, Lynn	AB
9	Harris, Jackie	AB
86	Hawkins-Anderson, Jair	WR
88	Howell, Harland	WR
66	Hunt, Cheyenne	OL
62	Ivemeyer, Bailey	OL
25	Jackson, Tre'	LB
36	Jarrett, Omahri	AB
2	Jeune, Ricky	WR
23	Johnson, Jalen	DB
18	Johnson, Lucas	QB
13	Jones, Jay	QB
11	Jordan, Matthew	QB
44	Kagawa, Shaun	DB
92	Kallon, Francis	DL
38	Kerr, Ajani	DB
65	Klock, Trey	OL
63	Lagod, Chet	OL
37	Lands-Davis, Mikell	WR
53	Lee, Jahaziel	OL
7	Leggett, C.J.	BB
52	Lewis, Terrell	DL

NUMERICAL ROSTER

NO	NAME	POS	HT	WT	CL	HOMETOWN / HIGH SCHOOL (PREVIOUS SCHOOL)
1	Qua Searcy	AB	5-11	174	RS SO	Barnesville, Ga./Lamar County
2	Ricky Jeune	WR	6-3	212	RS JR	Spring Valley, N.Y./Saint Joseph Regional (N.J.)
3	Isiah Willis	AB	5-9	195	RS SR	Marietta, Ga./Lassiter
4	Brady Swilling	QB	6-2	222	RS JR	Chatsworth, Ga./North Murray
4	Dorian Walker	DB	6-0	187	RS FR	Kennesaw, Ga./Mt. Paran Christian School
5	Justin Thomas	QB	5-11	185	RS SR	Prattville, Ala./Prattville
6	Lamont Simmons	DB	6-2	202	RS SO	Jacksonville, Fla./Raines (USC)
7	C.J. Leggett	BB	5-10	209	RS SO	Suwanee, Ga./North Gwinnett
8	Step Durham	DB	5-11	194	JR	Jacksonville, Fla./Atlantic Coast
9	Victor Alexander	LB	5-10	235	SO	Jacksonville, Fla./Trinity Christian School
9	Jackie Harris	AB	5-8	184	FR	Kennesaw, Ga./Lovett
10	Christian Campbell	DB	6-2	205	RS FR	Ponchatoula, La./Ponchatoula
11	Matthew Jordan	QB	6-2	208	RS SO	Fairford, Ala./Jackson
12	Chase Martenson	QB	6-2	215	RS SO	Dunwoody, Ga./Marist
13	Jay Jones	QB	6-0	175	FR	McCalla, Ala./McAdory
14	Corey Griffin	DB	6-2	195	RS JR	Tyrone, Ga./Sandy Creek
14	Mark Rew	QB	6-1	186	FR	Columbia, S.C./Ben Lippen
15	A.J. Gray	DB	6-1	215	SO	Sandersville, Ga./Washington County
16	TaQuon Marshall	QB	5-10	185	SO	Hamilton, Ga./Harris County
17	Lance Austin	DB	5-10	183	JR	Barnesville, Ga./Lamar County
18	Lucas Johnson	QB	6-3	200	FR	San Diego, Calif./Mount Carmel
18	Zach Matthews	LB	6-2	187	RS SO	Suwanee, Ga./Lambert
20	Lawrence Austin	DB	5-9	185	JR	Barnesville, Ga./Lamar County
21	Quaide Weimerskirch	BB	6-0	217	RS FR	Pace, Fla./Pace
22	Melvin Davis	DB	6-0	195	RS SO	Madison, Ga./Morgan County
22	Clinton Lynch	AB	6-0	187	RS SO	Norcross, Ga./Norcross
23	Jalen Johnson	DB	6-3	210	RS SO	Oneonta, Ala./Oneonta
24	Marcus Allen	BB	6-2	222	RS SR	Hilliard, Fla./Hilliard Middle-Senior
24	Bryce Vickers	DB	6-0	192	FR	Nashville, Tenn./Father Ryan
25	Tre' Jackson	LB	5-10	222	RS SO	Valdosta, Ga./Lowndes
26	Dedrick Mills	BB	5-10	217	FR	Waycross, Ga./Ware County
27	Lynn Griffin	AB	6-0	199	RS SR	Jacksonville, Fla./Trinity Christian
28	J.J. Green	AB	5-9	188	RS JR	Kingsland, Ga./Camden County (Georgia)
29	Austin McClellan	AB	5-9	186	RS SR	Wildwood, Fla./Trinity Catholic
29	Josh Selembo	DB	6-3	183	RS SO	Roswell, Ga./Roswell
30	KirVonte Benson	BB	5-9	206	RS FR	Marietta, Ga./Marietta
31	Nate Cottrell	AB	5-11	193	RS FR	Knoxville, Tenn./Knoxville West
32	Chris Turner	AB	6-0	200	RS FR	Milton, Ga./Milton
33	Emanuel Bridges	LB	6-2	222	FR	Newnan, Ga./Newnan
34	Marcus Marshall	BB	5-10	212	SO	Raleigh, N.C./Millbrook
35	Jarett Cole	DB	5-10	192	FR	Norcross, Ga./Norcross
36	Omahri Jarrett	AB	5-10	174	RS FR	Douglasville, Ga./New Manchester
37	Mikell Lands-Davis	WR	5-11	208	SO	Douglasville, Ga./Alexander
38	Ajani Kerr	DB	6-0	181	FR	Powder Springs, Ga./McEachern
39	Ryan Braswell	BB	5-11	210	RS JR	Atlanta, Ga./St. Pius X Catholic
39	David Curry	LB	6-2	217	RS FR	Buford, Ga./Buford
40	P.J. Davis	LB	5-11	231	SR	Cairo, Ga./Cairo
41	Rod Rook-Chungong	DE	6-3	245	RS SR	Silver Spring, Md./Good Counsel
42	KeShun Freeman	DE	6-2	250	JR	LaGrange, Ga./Callaway
43	Tyler Cooksey	LB	6-2	224	RS FR	Suwanee, Ga./Greater Atlanta Christian School
44	Shaun Kagawa	DB	5-11	193	JR	Hilo, Hawaii/Kamehameha
45	Meiko Dotson	DB	5-10	180	RS FR	Daytona Beach, Fla./Mainland
46	Xavier Gantt	AB	5-8	164	FR	Buford, Ga./Buford
47	Shea Underwood	K	5-10	157	FR	Young Harris, Ga./Towns County
48	Chase Alford	LB	6-1	222	SR	Conyers, Ga./Heritage
49	Jakob Brashear	LB	6-0	221	FR	Dacula, Ga./Dacula
50	Andrew Marshall	OL	6-4	282	JR	Cumming, Ga./West Forsyth
50	Joseph Macrina	LB	6-0	236	FR	Suwanee, Ga./Northview
51	Brant Mitchell	LB	6-2	236	SO	Knoxville, Tenn./Webb School
52	Terrell Lewis	LB	6-2	217	JR	Ocoee, Fla./Ocoee
53	Chris Dandaneau	LB	6-3	210	RS FR	Jesup, Ga./Wayne County
53	Jahaziel Lee	OL	6-2	267	FR	Ponchatoula, La./Ponchatoula
54	Kyle Cerge-Henderson	DL	6-1	295	SO	Tampa, Fla./Plant
55	Kenny Cooper	OL	6-3	307	FR	Calhoun, Ga./Sonoraville
56	Lucas Patelles	LS	5-8	211	FR	Fayetteville, Ga./Starr's Mill
56	Trevor Stroebel	LS	6-4	218	SR	Saukville, Wis./Cedarburg

2016 PRESEASON FALL ROSTER

NO	NAME	POS	HT	WT	CL.	HOMETOWN / HIGH SCHOOL (PREVIOUS SCHOOL)
57	Niko Anderson	OL	6-3	283	RS JR	Macon, Ga./Mount De Sales Academy
57	Austin Cain	LB	6-0	224	RS FR	Albany, Ga./Deerfield-Windsor
58	Freddie Burden	OL	6-4	299	RS SR	Statesboro, Ga./Statesboro
59	Scott Morgan	OL	6-4	283	RS FR	Woodstock, Ga./Etowah
60	Brad Morgan	OL	6-4	282	RS FR	Woodstock, Ga./Etowah
61	Casey Wilson	LS	6-2	215	RS SO	Tucker, Ga./Saint Pius X
62	Bailey Ivermeyer	OL	6-1	270	RS FR	Snellville, Ga./Brookwood
63	Chet Lagod	OL	6-0	259	FR	Marietta, Ga./Marist
64	Jake Whitley	OL	6-4	280	RS SO	North Augusta, S.C./North Augusta
65	Trey Klock	OL	6-4	285	RS SO	Hummelstown, Pa./Lower Dauphin
66	Cheyenne Hunt	OL	6-0	250	RS SO	Springfield, Ga./Effingham County
66	Mitchell Williams	DL	6-2	220	RS JR	Alpharetta, Ga./Milton
67	Jake Stickler	OL	6-5	291	RS SO	Bradenton, Fla./Manatee
68	Michael Muns	OL	6-4	278	RS SR	Swainsboro, Ga./Swainsboro
69	Trey Smith	OL	6-4	270	RS SO	Marietta, Ga./Hillgrove
69	Nick Williams	DL	6-2	270	RS FR	Johns Creek, Ga./Chattahoochee
70	Will Bryan	OL	6-4	281	SO	Lavonia, Ga./Franklin County
71	Shamire Devine	OL	6-7	370	RS JR	Atlanta, Ga./Tri-Cities
72	Chris Griffin	OL	6-6	292	RS JR	Panacea, Fla./Wakulla
73	Tyler Vernon	DE	6-3	231	FR	Hoschton, Ga./Mill Creek
74	Josh White	DE	6-4	225	FR	Marietta, Ga./Walton
75	Parker Braun	OL	6-3	280	FR	Hallsview, Texas/Hallsville
76	Davis Beard	OL	6-4	267	RS SO	Louisville, Ky./Seven Lakes
77	Matt Pruitt	OL	6-3	291	RS FR	Gainesville, Ga./Chestatee
78	Jordan Woods	DL	6-4	262	FR	Citra, Fla./North Marion
79	Eason Fromayan	OL	6-4	285	RS JR	Alpharetta, Ga./Milton (TCU)
80	Jalen Camp	WR	6-2	213	FR	Cumming, Ga./South Forsyth
80	Shawn Davis	K	6-2	205	RS FR	McDonough, Ga./Union Grove
81	Antonio Messick	WR	6-3	200	RS JR	Fayetteville, Ga./Fayette County
82	Grant Aasen	P	6-2	207	JR	Fayetteville, Ga./Starr's Mill
82	Christian Philipott	WR	6-3	220	RS FR	Tallahassee, Fla./North Florida Christian
83	Brad Stewart	WR	6-1	197	SO	Savannah, Ga./Benedictine Military School
84	Stephen Dolphus	WR	6-5	197	FR	Macon, Ga./Westside
85	Alan Bussoletti	WR	6-4	197	FR	Buford, Ga./Buford
85	Ryan Rodwell	P	6-2	207	RS SR	Deland, Fla./Deland
86	Jair Hawkins-Anderson	WR	6-1	186	FR	Suwanee, Ga./Northview
87	Quentin Spear	WR	6-3	191	FR	Atlanta, Ga./Kipp Atlanta Collegiate
87	Harrison Butker	K	6-3	210	SR	Decatur, Ga./Westminster
88	Harland Howell	WR	6-3	218	RS FR	Marietta, Ga./Wheeler
89	Bennett Barton	WR	6-1	199	RS JR	Roswell, Ga./Roswell
90	Brandon Adams	DT	6-2	349	FR	Brentwood, Tenn./Brentwood Academy
91	Patrick Gamble	DL	6-5	277	RS SR	Carrollton, Ga./Central Carroll
92	Francis Kallon	DL	6-5	294	RS SR	Lawrenceville, Ga./Central Gwinnett
93	Antonio Simmons	DL	6-3	235	JR	Jacksonville, Fla./University Christian School
94	Anree Saint-Amour	DL	6-3	247	SO	Suwanee, Ga./North Gwinnett
95	Tyler Merriweather	DE	6-3	235	RS SO	Demopolis, Ala./Demopolis
96	Chris Martin	DL	6-1	271	FR	Loganville, Ga./Grayson
97	Brentavious Glanton	DL	6-3	276	RS FR	Albany, Ga./Monroe Comprehensive
98	Trent Sellers	DL	6-4	254	RS FR	Tyrone, Ga./Sandy Creek
99	Desmond Branch	DL	6-3	270	RS SO	Rio Rancho, N.M./Cleveland (Trinity Valley Community College)

ALPHABETICAL		
NO	NAME	POS
22	Lynch, Clinton	AB
50	Macrina, Joseph	LB
50	Marshall, Andrew	OL
34	Marshall, Marcus	BB
16	Marshall, TaQuon	QB
12	Martenson, Chase	QB
96	Martin, Chris	DL
18	Matthews, Zach	LB
29	McClellan, Austin	AB
95	Merriweather, Tyler	DE
81	Messick, Antonio	WR
26	Mills, Detric	BB
51	Mitchell, Brant	LB
60	Morgan, Brad	OL
59	Morgan, Scott	OL
68	Muns, Michael	OL
56	Patelles, Lucas	LS
82	Philipott, Christian	WR
77	Pruitt, Matt	OL
14	Rew, Mark	QB
85	Rodwell, Ryan	P
41	Rook-Chungong, Rod	DE
94	Saint-Amour, Anree	DL
1	Searcy, Qua	AB
29	Selembo, Josh	DB
98	Sellers, Trent	DL
93	Simmons, Antonio	DL
6	Simmons, Lamont	DB
69	Smith, Trey	OL
87	Spear, Quentin	WR
83	Stewart, Brad	WR
67	Stickler, Jake	OL
56	Stroebel, Trevor	LS
4	Swilling, Brady	BB
5	Thomas, Justin	QB
32	Turner, Chris	AB
47	Underwood, Shea	K
73	Vernon, Tyler	DE
24	Vickers, Bryce	DB
4	Walker, Dorian	DB
21	Weimerskirch, Quaide	BB
24	White, Josh	DE
64	Whitley, Jake	OL
66	Williams, Mitchell	DL
69	Williams, Nick	DL
3	Willis, Isiah	AB
61	Wilson, Casey	LS
78	Woods, Jordan	DL

PLAYERS & STAFF

GEORGIA TECH COACHING & SUPPORT STAFF

Head Coach: Paul Johnson (Western Carolina, 1979), Ninth season at Tech

Quarterbacks / B-Backs Coach: Bryan Cook

Safeties / Recruiting Coordinator: Andy McCollum

A-Backs / Special Teams Coordinator: Lamar Owens

Defensive Line: Mike Pelton

Wide Receivers: Al "Buzz" Preston

Defensive Coordinator / Linebackers: Ted Roof

Offensive Line: Mike Sewak

Cornerbacks: Joe Speed

Co-Offensive Line Coach: Ron West

Graduate Assistant Coach: Blake DeBartola

Graduate Assistant Coach: Rick Lyster

Graduate Assistant Coach: Kevin Reddy

Graduate Assistant Coach: Tevin Washington

Director of Football Operations: Mike Huff

Assistant Director of Football Operations: Craig Candeto

Director of Player Personnel: Andy Lutz

Associate Director of Player Personnel: Saeed Khalif

Associate Director of Player Personnel: Brad Waggoner

Recruiting and Marketing Coordinator: Brittany McCormick

Staff Assistant: Tim McGrath

Director of Player Development: John Sisk

Assistant Director of Player Development: Zach Reed

Assistant Director of Player Development: Ben Sowders

Assistant Director of Player Development: Curtis Turner

Director of Sports Medicine: Jay Shoop

Assistant Athletic Trainer: Mark Smith

Equipment Manager: Tom Conner

Assistant Equipment Manager: Punt Windham

Director of Video Operations: Todd McCarthy

Administrative Coordinator: Teri Anton

Recruiting Operations Coordinator: Kassi Lee

POST-SPRING DEPTH CHART

OFFENSE (Spread Option)

QB	5	JUSTIN THOMAS	5-11	185	r-Sr.
	11	Matthew Jordan	6-2	208	r-So.
	16	TaQuon Marshall	5-10	185	So.
BB	34	MARCUS MARSHALL	5-10	212	So.
	26	Dedrick Mills	5-10	217	Fr.
	24	Marcus Allen	6-2	222	r-Sr.
AB	22	CLINTON LYNCH	6-0	187	r-So.
	1	Qua Searcy	5-11	174	r-So.
AB	3	ISIAH WILLIS	5-9	195	r-Sr.
	27	Lynn Griffin	6-0	199	r-Sr.
WR	83	BRAD STEWART	6-1	197	So.
	37	Mikell Lands-Davis	5-11	208	So.
WR	2	RICKY JEUNE	6-3	212	r-Jr.
	81	Antonio Messick	6-3	200	r-Jr.
LT	79	EASON FROMAYAN	6-4	285	r-Jr.
	62	Bailey Ivemeyer	6-1	270	r-Fr.
LG	70	WILL BRYAN	6-4	281	So.
	60	Brad Morgan	6-4	282	r-Fr.
C	58	FREDDIE BURDEN	6-4	299	r-Sr.
	50	Andrew Marshall	6-4	282	Jr.
RG	71	SHAMIRE DEVINE	6-7	370	r-Jr.
	59	Scott Morgan	6-4	283	r-Fr.
RT	65	TREY KLOCK	6-4	285	r-So.
	67	Jake Stickler	6-5	291	r-So.

SPECIALISTS

K	87	HARRISON BUTKER	6-3	210	Sr.
	80	Shaun Davis	6-2	205	r-Fr.
P	85	RYAN RODWELL	6-2	207	r-Sr.
	82	Grant Aasen	6-2	207	Jr.


DEFENSE (Multiple)

DE	42	KeSHUN FREEMAN	6-2	250	Jr.
	94	Anree Saint-Amour	6-3	247	So.
DT	92	FRANCIS KALLON	6-5	294	r-Sr.
	97	Brentavious Glanton	6-3	276	r-Fr.
DT	91	PATRICK GAMBLE	6-5	277	r-Sr.
	54	Kyle Cerge-Henderson	6-1	295	So.
DE	41	ROD ROOK-CHUNGONG	6-3	245	r-Sr.
	99	Desmond Branch	6-3	270	r-So.
LB	40	P.J. DAVIS	5-11	231	Sr.
	9	Victor Alexander	5-10	235	So.
LB	48	CHASE ALFORD	6-1	222	Sr.
	51	Brant Mitchell	6-2	236	So.
LB	52	TERRELL LEWIS	6-2	217	Jr.
	39	David Curry	6-2	217	r-Fr.
CB	17	LANCE AUSTIN	5-10	183	Jr.
	4	Dorian Walker	6-0	187	r-Fr.
SS	14	COREY GRIFFIN	6-2	195	r-Jr.
	20	Lawrence Austin	5-9	185	Jr.
FS	15	A.J. GRAY	6-1	215	So.
	44	Shaun Kagawa	5-11	193	Jr.
CB	8	STEP DURHAM	5-11	194	Jr.
	6	Lamont Simmons	6-2	202	r-So.
	45	Meiko Dotson	5-10	180	r-Fr.
NB	20	LAWRENCE AUSTIN	5-9	185	Jr.
	23	Jalen Johnson	6-3	210	r-So.

PRONUNCIATION GUIDE

<u>Players</u>		
1	QUA SEARCY	"qway" sir-cee
2	Ricky JEUNE	"June"
16	TaQUON Marshall	tay-quon
21	Quaide WEIMERSKIRCH	we-mer-skirch
22	DEDRICK Mills	dee-drick
30	KIRVONTE Benson	curr-von-tay
31	Nathan COTTRELL	cot-rell
38	AJANI Kerr	uh-john-ee
41	Rod Rook-CHUNGONG	chun-gon
42	KeSHUN Freeman	ke-shun (not "shawn")
44	Shaun KAGAWA	ka-gow-ah
45	MEIKO Dotson	mee-coh
53	JAHAZIEL Lee	juh-hay-zell
79	EASON Fromayan	ee-sin
86	JAIR Hawkins-Anderson	jah-ear
92	Francis KALLON	cal-uhn
94	ANREE Saint-Amour	ahn-ree
97	BRENTAVIOUS Glanton	brent-tay-vee-us
<u>Coaches</u>		
	Mike SEWAK	see-wahk

STUDENT-ATHLETE PROFILES




82 GRANT AASEN

P • Jr. • 6-2 • 207
Fayetteville, Ga. (Starr's Mill HS)

2015 (Sophomore): Did not play ... Member of scout team.
2014 (Freshman): Did not play ... Member of scout team ... 2014-15 ACC Honor Roll.

High School: Played four sports at Starr's Mill ... Lettered three years in football at running back, linebacker, and punter ... Lettered three years in lacrosse and one year in wrestling ... Also spent one season as a thrower on track & field team ... Named to 2013 All-Southside team in lacrosse ... Helped lead Starr's Mill to 2010 state runner-up finish in football.

Personal: Full name is Grant Raymond Aasen ... Son of Mark and Tina Aasen ... Born March 17, 1995, in Salt Lake City, Utah ... Has one older brother, Davis ... Dad is pilot and played college baseball at Colorado ... Mom is realtor ... Majoring in industrial engineering ... Chose Georgia Tech because of great education and because brother attends Tech.




90 BRANDON ADAMS

DT • Fr. • 6-2 • 349
Brentwood, Tenn. (Brentwood Academy)

High School: Rated as a three-star prospect by *Scout.com* and *Rivals.com* ... Tabbed as the No. 1 defensive tackle in the state of Tennessee and the No. 83 defensive tackle in the nation by *Scout.com* ... Two-time all-state honoree ... Recorded 72 tackles, 14.5 tackles for loss, four sacks and one forced fumble to help lead Brentwood to a 12-1 overall record and Tennessee Division II-AA state championship while serving as a team captain as a senior ... Team compiled an 8-3 record and advanced to the state quarterfinals as a junior ... Four-year letterwinner ... Also earned four letters in track and field (discus) and three in wrestling ... Was a part of three track and field state championship teams (as a freshman, junior and senior) ... Captained track and field team as a senior.

Personal: Full name is Brandon Alonzo Adams ... Born Dec. 22, 1997 ... Son of Reginald Woods and Lisa Greer ... Has a younger brother, Rian ... Started playing football when he was five years old ... Majoring in biomedical engineering ... Aspires to be a CEO ... Enjoys acting, singing, dancing and participating in service groups.



9 VICTOR ALEXANDER

LB • So. • 5-10 • 235
Jacksonville, Fla. (Trinity Christian School)

2015 (True Freshman): Played in all 12 games ... Finished with nine tackles (six solo) and one tackle for loss ... Made college debut vs. Alcorn State (Sept. 3) ... Tallied two tackles and one TFL ... Recorded career-high five tackles in win vs. Tulane (Sept. 12) ... Made two tackles at Clemson (Oct. 10).

High School: Lettered four years for head coach Verlon Dorminey ... Led Conquerors to back-to-back Class 3A state titles ... Recorded 74 tackles, 17 for loss

and three sacks as senior ... Named first-team All-First Coast and first-team Class 3A All-State ... 2014 All-First Coast Defensive Player of the Year ... 2014 *Florida Times-Union* Super 24 in Jacksonville ... Tallied 70 tackles, 2.5 sacks and 13 tackles for loss as junior ... Earned first-team All-First Coast honors in 2013 ... Registered 82 tackles, two sacks and 14 tackles for loss en route to third-team All-First Coast honors as sophomore.


Personal: Majoring in business administration.

CAREER HIGHS

Tackles: 5 vs. Tulane, Sept. 12, 2015
TFL: 1.0 vs. Alcorn State, Sept. 3, 2015

CAREER STATISTICS

DEFENSIVE										
YEAR	G-GS	UT	AT	TT	TFL-YDS	QBS-YDS	FF/FR	PBU	INT-YDS	
2015	12-0	6	3	9	1.0-1	0-0	0/0	0	0-0	
Career	12-0	6	3	9	1.0-1	0-0	0/0	0	0-0	



48 CHASE ALFORD

LB • Sr. • 6-1 • 222
Conyers, Ga. (Heritage HS)

2015 (Junior): Played in all 12 games ... Finished season with 11 tackles ... Saw action in season opener vs. Alcorn State (Sept. 3), making career-high three tackles ... Added one tackle in win vs. Tulane (Sept. 12) ... Recorded one assisted tackle at Notre Dame (Sept. 19) ... Had one tackle and one rush for nine yards on fake punt at Clemson (Oct. 10) ... Recorded two solo tackles vs. Pitt (Oct. 17).

2014 (Sophomore): Played in all 14 games ... Had four tackles ... Recorded two tackles at NC State (Nov. 8) ... Had one tackle at North Carolina (Oct. 18) ... Added one tackle in Orange Bowl win vs. Mississippi State (Dec. 31).

2013 (True Freshman): Saw action in five games - vs. Elon, Syracuse, Pittsburgh, Alabama A&M and Georgia ... Had three tackles, including pair of solo tackles ... Recorded two tackles vs. Alabama A&M (Nov. 23).

High School: Heritage H.S. ... Played four years of football including two years as team captain ... Played linebacker and tight end for head coach Chad Frazier ... Earned all-region honors in 2011 ... Selected all-district three straight years ... Named Georgia 8AAAAA Defensive Player of the Year ... Named AAAA first team all-state and all-region in both 2011 and 2012 ... Named outstanding performer in Georgia East-West All-Star Game ... Served as president of FCA ... National Honor Society ... Graduated in top 10 of senior class.

Personal: Full name is Chase Dan Alford ... Parents are Dan and Theresa Alford ... Dan is Georgia Tech graduate ... Born Dec. 30, 1994, in Atlanta ... Brother, Corey, played linebacker at Tech from 2010-13 ... Has one sister, Callie ... Callie plays softball for Georgia State ... Began playing football at age five ... Majoring in mechanical engineering ... Wants to one day be the CEO of a company.


CAREER HIGHS

Tackles: 3 vs. Alcorn State, Sept. 3, 2015

CAREER STATISTICS

DEFENSIVE										
YEAR	G-GS	UT	AT	TT	TFL-YDS	QBS-YDS	FF/FR	PBU	INT-YDS	
2013	5-0	2	1	3	0.0-0	0.0-0	0/0	0	0-0	
2014	14-0	1	3	4	0.0-0	0.0-0	0/0	0	0-0	
2015	12-0	5	6	11	0.0-0	0.0-0	0/0	0	0-0	
Career	31-0	8	10	18	0.0-0	0.0-0	0/0	0	0-0	

STUDENT-ATHLETE PROFILES

**24**
MARCUS ALLEN**BB • R Sr. • 6-2 • 222**
Hilliard, Fla. (Hilliard Middle-Senior HS)

2015 (Redshirt Junior): Moved to B-back from linebacker during spring drills ... Played in nine games ... Finished season with 166 rushing yards and two scores on 35 carries ... Also recorded one reception for six-yard gain ... Rushed three times for 21 yards, including career-long run of 14 yards, in season-opening win vs. Alcorn State (Sept. 3) ... Scored career-first touchdown and ran for 20 yards on two carries vs. Tulane (Sept. 12) ... Rushed twice for 15 yards vs. North Carolina (Oct. 3) ... Rushed four times for eight yards at Clemson (Oct. 10) ... Rushed four times for 15 yards vs. Florida State (Oct. 24) ... Ran for career-high 75 yards and TD vs. Virginia Tech (Nov. 12).

2014 (Redshirt Sophomore): Saw action vs. Georgia Southern (Sept. 13), at Tulane (Sept. 6), and vs. Wofford (Aug. 30) ... Did not record any stats.

2013 (Redshirt Freshman): Played in two games — vs. Alabama A&M and Ole Miss ... Recorded two tackles, both of them solo tackles, vs. Alabama A&M (Nov. 23).

2012 (True Freshman): Redshirted ... Played on the scout team.

High School: Hilliard Middle-Senior H.S. ... Played for head coach Paul Whittenburg ... Versatile player on both sides of ball ... Averaged 6.0 tackles per game and rushed for 812 yards and seven TDs as senior ... Averaged 7.06 yards per carry ... Named Hilliard's football most valuable player in 2012 and was MVP of basketball team in 2011 ... Earned honor roll mention every year from sixth to 12th grade ... Presented the MLK Emerging Leader Award ... Didn't play high school football until junior year.

Personal: Full name is Marcus Davion Allen ... Son of David Christopher Allen and Traci Ross ... Born Sept. 7, 1993, in Jacksonville, Fla. ... One of six siblings — Michael, Sheena, Israel, Chris, Brandon, and Cyrena ... Cousins with NFL players Champ Bailey and Boss Bailey ... Made Dean's List in Fall 2012 ... Majoring in industrial engineering.

CAREER HIGHS**Rushing Attempts:** 16 at Virginia Tech, Nov. 12, 2015**Rushing Yards:** 75 at Virginia Tech, Nov. 12, 2015**Rushing Touchdowns:** 1, twice — last at Virginia Tech, Nov. 12, 2015**Longest Rush:** 17 yards vs. Tulane, Sept. 12, 2015**Receptions:** 1 vs. North Carolina, Oct. 3, 2015**Receiving Yards:** 6 vs. North Carolina, Oct. 3, 2015**Longest Reception:** 6 yards vs. North Carolina, Oct. 3, 2015**CAREER STATISTICS****RUSHING**


YEAR	G-GS	ATT	YDS	AVG	TD	LG
2013	2-0	0	0	0.0	0	0
2014	3-0	0	0	0.0	0	0
2015	9-0	35	166	4.7	2	17
Career	15-0	35	166	4.7	2	17

RECEIVING

YEAR	G-GS	REC	YDS	AVG	TD	LG
2013	2-0	0	0	0.0	0	0
2014	3-0	0	0	0.0	0	0
2015	9-0	1	6	6.0	0	6
Career	15-0	1	6	6.0	0	6

DEFENSIVE

YEAR	G-GS	UT	AT	TT	TFL-YDS	QBS-YDS	FF/FR	PBU	INT-YDS
2013	2-0	2	0	2	0.0-0	0.0-0	0/0	0	0-0
2014	3-0	0	0	0	0.0-0	0.0-0	0/0	0	0-0
2015	9-0	0	0	0	0.0-0	0.0-0	0/0	0	0-0
Career	14-0	2	0	2	0.0-0	0.0-0	0/0	0	0-0

**57**
NIKO ANDERSON**OL • R Jr. • 6-3 • 283**
Macon, Ga. (Mount De Sales Academy)


2015 (Redshirt Sophomore): Played in two games ... Made college debut in season opener vs. Alcorn State (Sept. 3) ... Also saw action vs. Tulane (Sept. 12).

2014 (Redshirt Freshman): Did not play ... 2014-15 ACC Honor Roll.

2013 (True Freshman): Redshirted, did not play ... Walk-on joined program in August 2013 ... Member of scout team ... Named to 2013-14 ACC Honor Roll.

High School: Mount De Sales Academy, 2013 ... As junior, team beat Florida's Bay Hill High School, much larger school, during regular season ... Was president of Spanish National Honor Society ... Served as treasurer of FCA.

Personal: Born June 20, 1995, in Macon, Ga. ... Full name is Robert Nikolaus Anderson ... Nickname is "Niko" ... Parents are Lars and Annette ... Has one sibling - Maxine ... Grandfather, Andy Anderson, played at Duke from 1947-52 and was drafted to play professionally ... Father, Lars, played at Virginia Tech from 1977-81 ... Chose Georgia Tech because of outstanding academics, ACC football and proximity to home ... Began playing football at age five ... Founded own recycling non-profit foundation — "Move Your Glass" — in 2012 ... Majoring in business administration.

**17**
LANCE AUSTIN**DB • Jr. • 5-10 • 183**
Barnesville, Ga. (Lamar County HS)

2015 (Sophomore): Played in 10 games ... Finished season with five tackles, two pass break-ups and special teams touchdown ... Talled one solo stop and one pass break-up in each of Tech's first two wins vs. Alcorn State (Sept. 3) and Tulane (Sept. 12) ... Recorded two tackles and returned blocked field goal 78 yards for game-winning touchdown in 22-16 win over Florida State (Oct. 24) ... Played was dubbed "Miracle on Techwood Drive" ... Named ACC Specialist of the Week for game-winning score.

2014 (True Freshman): Played in all 14 games ... Recorded 11 tackles, including seven solo, and broke up one pass ... Talled three tackles in Orange Bowl win over Mississippi State (Dec. 31) ... Recorded career-high three tackles, including two solo, at NC State (Nov. 8) ... Had one solo tackle vs. Duke (Oct. 11) ... Registered one tackle at Virginia Tech (Sept. 20) ... Recorded one tackle at Tulane (Sept. 6) ... Talled two tackles and broke up one pass in collegiate debut against Wofford (Aug. 30).

High School: Played under coach Frank Stephens ... Helped lead LCHS to 14-1 record and runner-up finish in state playoffs as senior ... Played quarterback on offense and in secondary on defense ... Rushed for 1,097 yards and 19 touchdowns, and passed for 827 yards and 12 TDs with just one interception as senior ... Had 44 tackles, eight pass break-ups, three interceptions (one for a TD), two forced fumbles and one fumble recovery ... Also participated on track and wrestling teams.

Personal: Full name is Lance Anthony Austin ... Parents are Derick and Stephanie Austin ... Father, Derick, played football at Georgia Southern ... Siblings are Lawrence and Precious ... Born March 10, 1996, in Statesboro, Ga. ... Began playing football at age seven ... Chose Georgia Tech because "my family can come see me play with my brother at one of the top institutions in the nation." ... Majoring in business administration.


CAREER HIGHS**Tackles:** 3, twice — last vs. Mississippi State, Dec. 31, 2014**Pass Breakups:** 1, three times — last vs. Tulane, Sept. 12, 2015

STUDENT-ATHLETE PROFILES

CAREER STATISTICS

DEFENSIVE

YEAR	G-GS	UT	AT	TT	TFL-YDS	QBS-YDS	FF/FR	PBU	INT-YDS
2014	14-0	7	4	11	0.0-0	0.0-0	0/0	1	0-0
2015	10-0	4	1	5	0.0-0	0.0-0	0/0	2	0-0
Career	24-0	11	5	16	0.0-0	0.0-0	0/0	3	0-0



20 LAWRENCE AUSTIN

DB • Jr. • 5-9 • 185
Barnesville, Ga. (Lamar County HS)

2015 (Sophomore): Played in all 12 games, making nine starts at nickelback ... Finished season with 40 tackles, 1.5 tackles for loss, one interception and two pass break-ups ... Recorded two tackles vs. Alcorn State (Sept. 3) ... Added one solo stop vs. Tulane (Sept. 12) ... Tallied three tackles at Notre Dame (Sept. 19) ... Recorded four tackles and interception at Duke (Sept. 26) ... Five tackles vs. North Carolina (Oct. 3) ... Recorded one tackle and 0.5 TFL at Clemson (Oct. 10) ... Made two stops vs. Pitt (Oct. 17) ... Added career-high six tackles and PBU in last-second win vs. Florida State (Oct. 24) ... Tallied five tackles vs. Virginia Tech (Nov. 12) ... Recorded career-high eight tackles at Miami (Nov. 21).

2014 (True Freshman): Played in all 14 games, making one start at NC State ... Had 19 tackles, including 11 solo, one interception, one pass break-up, and one forced fumble ... Recorded one solo tackle vs. Florida State in ACC Championship Game (Dec. 6) ... Had two solo tackles vs. Clemson (Nov. 15) ... Made career-first start and recorded four tackles and one pass breakup at NC State (Nov. 8) ... Registered a then career-best five tackles, including four solo, vs. Duke (Oct. 11) ... Recorded three tackles and forced first fumble of career at Virginia Tech (Sept. 20) ... Made one solo tackle vs. Georgia Southern (Sept. 13) ... Had career-first interception and made one tackle at Tulane (Sept. 6) ... Recorded one tackle in collegiate debut in season opener against Wofford (Aug. 30).

High School: Played under coach Frank Stephens ... Was standout on both sides of ball in high school ... As senior, rushed for 1,348 yards and 19 touchdowns, averaging 9.7 yards per carry ... Caught 10 passes for 211 yards and four TDs ... Recorded 69 tackles, seven tackles for loss, four interceptions, two pass break-ups, two forced fumbles, one fumble recovery, and one defensive touchdown ... Also returned kick for TD ... Helped lead Lamar County to 14-1 record and runner-up finish in state championship game ... Also ran track for four years.

Personal: Full name is Lawrence Alexander Austin ... Parents are Derick and Stephanie Austin ... Father, Derick, played football at Georgia Southern ... Born March 10, 1996, in Statesboro, Ga. ... Siblings are Lance and Precious ... Began playing football at age seven ... Enjoys fishing ... Chose Georgia Tech because "it's one of the top academic institutions in the nation, with one of the top football programs, and because it's close to home." ... Majoring in business administration.


CAREER HIGHS

Tackles: 8 at Miami (Fla.), Nov. 21, 2015
Tackles for Loss: 1.0 at North Carolina, Oct. 3, 2015
Forced Fumbles: 1 at Virginia Tech, Sept. 20, 2014
Pass Break-Ups: 1, three times — last at Georgia, Nov. 28, 2015
Interceptions: 1, twice — last at Duke, Sept. 12, 2015

CAREER STATISTICS

DEFENSIVE

YEAR	G-GS	UT	AT	TT	TFL-YDS	QBS-YDS	FF/FR	PBU	INT-YDS
2014	14-1	11	8	19	0.0-0	0.0-0	1/0	1	1-0
2015	12-9	24	16	40	1.5-3	0.0-0	0/0	2	1-0
Career	26-10	35	24	59	1.5-3	0.0-0	1/0	3	2-0



89 BENNETT BARTON

WR • R.Jr. • 6-1 • 199
Roswell, Ga. (Roswell HS)


2015 (Redshirt Sophomore): Played in two games ... Saw action vs. Alcorn State (Sept. 3) and Tulane (Sept. 12) ... Did not record any stats.

2014 (Redshirt Freshman): Saw action at Tulane (Sept. 6), did not record any stats ... 2014-15 ACC Honor Roll.

2013 (True Freshman): Did not play, redshirted.

High School: Roswell H.S., 2013 ... Earned three varsity letters ... Played wide receiver, kicker, and safety for coach Justin Sanderson ... Also played basketball and baseball, and ran track ... Was on 2010 football team that won regional title ... Earned all-region and all-county honors ... Winner of National Football Foundation Scholarship ... Played in North Forsyth/North Fulton All-Star Game ... Set school single-game record with 248 receiving yards in 2013 ... Ranks second in Roswell record books for career receiving yards behind only former Yellow Jacket Chris Reis.

Personal: Full name is Bennett Ernest Barton ... Parents are Hollis and Jena Barton ... Father, Hollis, played college football at Furman ... Born Dec. 6, 1994, in Marietta, Ga. ... Has four siblings — Joy, Kendall, Josh, and Zach ... Began playing football in 5th grade ... Has helped children with Autism ... Majoring in business administration.




76 DAVIS BEARD

OL • RSo. • 6-4 • 267
Louisville, Ky. (Seven Lakes HS)

2015 (True Freshman): Did not play, redshirted ... Member of scout team.

High School: Was All-District 19-5A performer at Seven Lakes H.S. ... Was member of Honor Roll and recipient of Citizenship Award.

Personal: Full name is Davis Michael Beard ... Parents are Paul Beard, Melissa Kennedy, and Glenn Kennedy ... Born Sept. 17, 1994 ... Chose Tech because of its "top education, great opportunities, and great athletics" ... Majoring in business administration.



30 KIRVONTE BENSON

BB • RFr. • 5-9 • 206
Marietta, Ga. (Marietta HS)


2015 (True Freshman): Did not play, redshirted ... Member of scout team.

High School: Despite playing only two seasons of high-school football, was a two-time all-county and all-region honoree ... Earned honorable-mention all-state recognition ... Racked up 3,587 rushing yards and 36 touchdowns over the course of two-year prep career ... Added 682 receiving yards and four touchdown catches ... Also returned a kickoff and a punt for touchdowns as a prep ... Rushed for 318 yards in a win over South Cobb ... Helped lead Marietta H.S. (coach Scott Burton) to Georgia 6A state playoffs as a junior in 2013 ... Three-sport standout also played basketball and ran track ... Won state championship in 100 meters as a sophomore in 2013 (10.6) ... Won three regional championships in the 100m and two regional titles in long jump.

Personal: Majoring in literature, media and communication.

PLAYERS & STAFF

STUDENT-ATHLETE PROFILES


**99**
DESMOND BRANCH**DL • RSo. • 6-3 • 270**
Rio Rancho, N.M. (Trinity Valley CC)

2015 (Redshirt Freshman, Trinity Valley C.C.): Logged 32 total tackles, including 10 tackles for loss and a team-leading seven sacks ... Signed a National Letter of Intent with Georgia Tech in December and enrolled at GT in January 2016.

2014 (True Freshman, Univ. of New Mexico): Redshirted.


High School: Two-time first-team all-state and all-district honoree at Cleveland H.S. (coach Heath Ridenour).

Personal: Has three brothers ... Older brother, Alan Branch, played collegiate football at Michigan, was a second-round draft pick by the Arizona Cardinals in 2007 and currently plays for the New England Patriots ... Desmond is believed to be the first Yellow Jacket in the modern era to hail from the state of New Mexico ... Majoring in business administration.

**49**
JAKOB BRASHEAR**LB • Fr. • 6-0 • 221**
Dacula, Ga. (Dacula HS)

High School: Ranked as the No. 7 outside linebacker in the state of Georgia and No. 87 OLB nationally by *Scout.com* ... Named second-team all-county as a senior ... Two-way standout excelled at both linebacker and running back during prep career ... Earned *Gwinnett Daily Post* Offensive Player of the Week recognition after rushing for 170 yards and three touchdowns on just 19 carries while also posting five tackles in a win over Brookwood during senior campaign ... Recorded 74 tackles (including six sacks) and ran for 535 yards and eight touchdowns while helping lead Dacula H.S. (coach Tommy Jones) to a 9-1 regular-season record as a junior in 2014 (good for the school's best regular-season record in eight seasons).

Personal: Full name is William Jakob Brashear ... Born Nov. 20, 1997 ... Son of Todd and Amy Brashear ... Has a younger brother, Brandon ... Started playing football at age five ... Majoring in business administration.

**39**
RYAN BRASWELL**BB • R Jr. • 5-11 • 210**
Atlanta, Ga. (St. Pius X Catholic HS)

2015 (Redshirt Sophomore): Played in two games ... Carried ball four times for six yards ... Made collegiate debut vs. Alcorn State (Sept. 3) ... Carried one time for one yard ... Rushed three times for five yards vs. Tulane (Sept. 12).

2014 (Redshirt Freshman): Did not play ... 2014-15 ACC Honor Roll.

2013 (True Freshman): Did not play, redshirted ... 2013-14 ACC Honor Roll.


High School: St. Pius X Catholic H.S., 2013 ... Played four seasons of football and served one year as team captain ... Played for coach Paul Standard ... Played running back and linebacker ... Helped team to state championship game as senior in 2012 ... St. Pius won regional titles in 2009, 2011, and 2012 ... Named first-team all-state ... Named GACA Offensive Player of the Year ... Named all-county and all-region ... Played in DeKalb County All-Star Game ... Broke school record for single-season rushing with

1,605 yards in 2012 ... Scored school-record 30 touchdowns as senior ... Rushed for school-record 283 yards in one game on Oct. 19, 2012 ... Also played four seasons of baseball ... Honor roll student who made Principal's List every semester of high school.

Personal: Full name is Michael Ryan Braswell ... Parents are Mike and Kathleen ... Born Dec. 3, 1994, in Atlanta ... Has three siblings – Chris, Scott and Jack ... Father, Mike, graduated from Georgia Tech in 1987 ... Chose Georgia Tech because of academic reputation, great legacy of football, and proximity to home ... Enjoys fishing ... Began playing football at age six ... Majoring in business administration.


CAREER HIGHS**Rushing Attempts:** 3 vs. Tulane, Sept. 12, 2015**Rushing Yards:** 5 vs. Tulane, Sept. 12, 2015**Longest Rush:** 3 vs. Tulane, Sept. 12, 2015**CAREER STATISTICS****RUSHING**

YEAR	G-GS	ATT	YDS	AVG	TD	LG
2014			— DID NOT PLAY —			
2015	2-0	4	6	1.5	0	3
Career	2-0	4	6	1.5	0	3

**75**
PARKER BRAUN**OL • Fr. • 6-3 • 280**
Hallsview, Texas (Hallsville HS)

High School: Rated as a four-star prospect by ESPN ... Tabbed as the nation's No. 17 offensive guard by ESPN and as the nation's No. 33 offensive tackle by *Rivals.com* ... Played as a prep in the high-school football hotbeds of Florida (three seasons at Kissimmee Osceola H.S. – coach Doug Nichols) and Texas (senior season at Hallsville H.S. – coach Dave Plunk) ... Before moving to the Lone Star State, was ranked No. 5 in the *Orlando Sentinel's* Super60 College Football Recruits for the class of 2016 ... Named first-team all-state as a junior in Florida and first-team all-district as a senior in Texas ... Helped lead Osceola to appearance in Florida 7-A state championship game and more than 3,000 rushing yards as a junior ... Osceola advanced to state semifinals during sophomore campaign.


Personal: Full name is Parker Davidson Braun ... Born Dec. 13, 1996 in Athens, Tenn. ... Son of Mike and Karen Braun ... Has two brothers ... Brother, Trey Braun, was an offensive lineman at Georgia Tech from 2011-15, earning honorable-mention all-ACC recognition as a senior ... Father, Mike, played football at Army West Point (1985-89) ... Mother, Karen, played basketball at Army West Point (1985-89) ... Majoring in literature, media and communication.

**33**
EMANUEL BRIDGES**LB • Fr. • 6-2 • 222**
Newnan, Ga. (Newnan HS)

High School: Ranked as a three-star prospect and the nation's No. 24 inside linebacker by *Rivals.com* ... Earned second-team all-state recognition as a senior ... Named area's Co-Defensive Player of the Year by *Newnan Times Herald* after recording 91 tackles, nine tackles for loss and seven sacks during senior campaign ... Helped lead Newnan H.S. (coach Mike McDonald) to 10-3 record and second round of Georgia 6A state playoffs as a senior in 2015 ... Earned Defensive MVP honors at the 2014 RisingSeniors all-star game.

Personal: Is an undecided major in the Ivan Allen College of Liberal Arts.

STUDENT-ATHLETE PROFILES




70 WILL BRYAN

OL • So. • 6-4 • 281
Lavonia, Ga. (Franklin County HS)

2015 (True Freshman): Played in 10 games, making six starts ... Made collegiate debut vs. Alcorn State (Sept. 3) ... Started last six games of season ... Was one of four signees to enroll in January 2015 ... Participated in spring drills.

High School: Lettered four years in football and one year in track & field at Franklin County H.S. ... Played left tackle and defensive end ... Threw shot put on track team ... Football team captain as senior ... Named Georgia Class 3A All-State First Team by AP, *Atlanta Journal-Constitution* and Georgia Sports Writers Association as junior and senior ... Named 8-3A All-Region as sophomore and junior, 7-3A All-Region as senior ... Region 7-3A Lineman of the Year ... Played in NUC All-American Game.

Personal: Full name is William George Bryan ... Born April 28, 1996, in Snellville, Ga. ... Son of Mac and Tracy Bryan ... Dad played football at Georgia in 1983-84 ... Has one brother, Justin, who played baseball at Georgia in 2012-13 and was B-Back for Georgia Tech ... Grandmother, Francis Bryan, was elected to Georgia Athletic Directors Hall of Fame in 2011 ... Great-grandfather, Kenneth Bryan Sr., played football at Vanderbilt from 1923-25, team captain in 1925 ... Grandfather, Kenneth Bryan, played football at Kentucky in 1948 and East Tennessee State from 1949-51, team captain in 1951 ... Member of Honor Roll with 4.0 GPA ... Majoring in business administration.



58 FREDDIE BURDEN

OL • RSr. • 6-4 • 299
Statesboro, Ga. (Statesboro HS)

2014 ALL-ACC, HONORABLE MENTION (AC SMA)

2015 (Redshirt Junior): Started at center in all 12 games ... Has made 26 consecutive starts at center.


2014 (Redshirt Sophomore): Started all 14 games at center ... Part of Tech's offensive line that allowed just 0.79 sacks per game (1st in ACC, 2nd nationally) ... Tech ranked first nationally in rushing offense, posting school-record marks for rushing yards (4,789) and rushing yards per game (342.1) ... Honorable mention All-ACC by ACSMA.

2013 (Redshirt Freshman): Did not play ... Sat out season to recover from knee injury.

2012 (True Freshman): Redshirted, did not play ... Named Scout Team Offensive Player of the Year.

High School: Statesboro H.S. ... Played for head coach Steve Pennington ... Was tight end in high school ... Rated three stars by *Rivals.com* ... Statesboro finished 10-1 overall and 6-0 in league ... Statesboro won Region 2-AAAA title in 2010 and 2011 ... Two-time All-Region pick and named to *Atlanta Journal-Constitution* All-State First Team in 2011.

Personal: Full name is Freddie Hamilton Burden ... Born July 8, 1994 ... Son of the late Willie Burden and Velma Burden ... Has one brother, Willie Jr. ... Lifelong friends and high school teammates with current Tech teammate Micheal Summers ... Father, Willie, was running back at NC State in mid-1970s and played in CFL for Calgary Stampeders ... Was CFL Most Outstanding Player in 1975 ... "Tech is one of the best combinations of college football and education you can get," Burden said ... Majoring in business administration.




85 ALAN BUSSOLETTI

WR • Fr. • 6-4 • 197
Buford, Ga. (Buford)

High School: Named second-team all-region as a senior ... Helped lead Buford H.S. (coach Jess Simpson) to three-straight Georgia 4-A state championships as a freshman, sophomore and junior and an appearance in the state title game as a senior ... Named Gwinnett County Player of the Month during senior campaign ... Also lettered in basketball and track and field (pole vault) ... Maintained honor-roll status through high school and graduated with overall honors and Spanish honors ... Member of National Honor Society.

Personal: Full name is Alan Paul Bussoletti ... Born Feb. 15, 1998 ... Son of Steve and April Bussoletti ... Has a younger sister, Sarah ... Father, Steve, played defensive end at Georgia Southern (1987-91), where he was a two-time all-American and helped lead the Eagles to two NCAA Division I-AA national championships ... Began playing football when he was 10 years old ... Also enjoys playing basketball and fishing ... Is an active member of his church ... Majoring in civil engineering ... Aspires to be an environmental engineer.



87 HARRISON BUTKER

K • Sr. • 6-3 • 210
Decatur, Ga. (Westminster HS)

2015 (Junior): Played in all 11 games ... Connected on career-best 9-of-9 PATs in season-opening win vs. Alcorn State (Sept. 3) ... Tied career best with perfect 9-of-9 showing on PATs vs. Tulane (Sept. 12) ... Connected on two field goals from 52 and 48 at Duke (Sept. 26) ... Hit 37-yard field goal and was 4-of-4 on PATs vs. North Carolina (Oct. 3) ... Made 39-yard field goal and was 3-of-3 on PATs at Clemson (Oct. 10) ... Was 4-of-4 on PATs vs. Pitt (Oct. 17) ... Connected on 3-of-3 FGs, including game-tying 35-yarder vs. Florida State (Oct. 24).

2014 (Sophomore): Played in all 14 games ... Georgia Tech's leading scorer on season with 98 points ... His 98 points are second-most single-season points by kicker in Tech history ... Converted 65-of-66 PATs, which are most single-season PATs made in school history ... Converted all seven point-after attempts in Tech's 49-34 Orange Bowl win over Mississippi State ... Averaged 61.1 yards on eight kickoffs with four touchbacks ... Went 5-for-5 in PATs and averaged 64.8 yards with five kickoffs that included two touchbacks vs. Florida State in ACC Championship Game (Dec. 6) ... Made career-long 53 yard field goal as time expired to send game into overtime at Georgia (Nov. 29) ... Was third-longest made field goal in Georgia Tech history ... Made three field goals (25, 32, 41) and averaged 64.9 yards on seven kickoffs vs. Clemson (Nov. 15) ... Tied career high 8-for-8 PATs and had nine kickoffs that went for average of 62.4 yards and three touchbacks at NC State (Nov. 8) ... Went 5-for-5 on PATs and averaged 60.8 yards on six kickoffs with two touchbacks vs. Virginia (Nov. 1) ... Tied career high with eight PATs made and averaged 64.1 yards on nine kickoffs, which included six touchbacks, at Pitt (Oct. 25) ... Went 4-for-4 on PATs, kicked 27-yard field goal and averaged 65 yards on seven kickoffs, which included four touchbacks, at North Carolina (Oct. 18) ... Converted two field goals while averaging 65 yards per kickoff on four kicks that were all touchbacks vs. Duke (Oct. 11) ... Averaged 64.6 yards per kickoff with two touchbacks on five kickoffs and made 4-for-4 PATs vs. Miami (Oct. 4) ... Kicked game-winning 24-yard field goal as time expired at Virginia Tech (Sept. 20) ... Also made 3-for-3 PATs, 43-yard field goal and averaged 65 yards on five kickoffs, which included four touchbacks, at Virginia Tech ... Made 6-for-6 PATs and averaged 61.4 yards on seven kickoffs, including four for touchbacks vs. Georgia Southern (Sept. 13, 2014) ... Was 1-for-2 at Tulane (Sept. 6), making then-season-long 46 yard field

STUDENT-ATHLETE PROFILES

goal, made 5-of-5 PATS and kicked five of six kickoffs for touchbacks, averaging 65 yards per kickoff ... Against Wofford (Aug. 30), was 1-for-2 making 30-yard field goal, 5-of-5 PATS and kicked five of six kickoffs for touchbacks.

2013 (True Freshman): Played in all 13 games ... Georgia Tech's leading scorer ... 83 points were seventh-most single-season points by kicking in Tech history ... Converted 53 of 54 PATs, tying for second-most single-season PATs in school history ... Only miss was result of bad snap at Miami ... Made 10 of 14 field goal attempts (.714) ... Booted five field goals longer than 40 yards ... Made nine of final 11 field goal attempts ... 30 of 73 kickoffs were touchbacks ... Recorded four solo tackles ... Got college career off to good start by making 8-of-8 PATs and kicking seven of nine kickoffs for touchbacks vs. Elon (Aug. 31) ... Booted 49-yard field goals at Duke (Sept. 14) and vs. Virginia Tech (Sept. 26) ... Made all eight PATs vs. Syracuse (Oct. 19) ... Made 4-of-4 PATs and converted two field goals vs. Georgia (Nov. 30) ... 2013-14 ACC Honor Roll.

High School: Westminster, 2013 ... Lettered three years in football and basketball, and four years of soccer ... Named all-state kicker in 2011 and 2012 ... Named *prokicker.com* Athlete of the Year ... First-team all-America pick ... Holds Westminster's school record for longest field goal (53 yards) and also holds school mark for most field goals in a season, going 16-for-17 during junior year ... Won pair of state championships on soccer field in 2011 and 2012.

Personal: Full name is Harrison K. Butler ... Born July 14, 1995, in Decatur, Ga. ... Son of Harrison and Elizabeth Butler ... Has one sister, Charlotte ... Did not begin playing football competitively until sophomore year of high school ... Plays tuba ... Chose Tech because he loved coaching staff and he grew up a Yellow Jacket fan ... Majoring in industrial engineering.


CAREER HIGHS

Field Goals Made: 3, twice — last vs. Florida State, Oct. 24, 2015
Long Field Goal: 53 yards, twice — last vs. Florida State, Oct. 24, 2015
PATs Made: 9, twice — last vs. Tulane, Sept. 12, 2015
Points Scored: 10, three times — last vs. Florida State, Oct. 24, 2015
Kickoff Touchbacks: 8 vs. Alcorn State, Sept. 3, 2015

CAREER STATISTICS

KICK SCORING

YEAR	G-GS	FGM	FGA	PCT	LG	XPM	XPA	PCT	PTS
2013	13-0	10	14	71.4	49	53	54	98.1	83
2014	14-0	11	18	61.1	53	65	66	98.5	98
2015	12-0	7	11	63.6	53	44	44	100.0	65
Career	39-0	28	43	65.1	53	162	164	98.8	246




57 AUSTIN CAIN

LB • RFr. • 6-0 • 224
Albany, Ga. (Deerfield-Windsor HS)

2015 (True Freshman): Did not play, redshirted ... Member of scout team.
High School: Deerfield-Windsor School, 2015 ... Was three-year letterwinner for head coach Allen Lowe ... Played both outside and middle linebacker as well as fullback ... Was team captain as senior ... Helped lead team to region and state titles in 2012 and region runner-up in 2013 ... Was all-region performer in 2013 and 2014 ... 2014 all-state selection ... 2014 NUC Combine MVP and Strong Man award recipient ... 2014 VTO Elite 100 Top 5 Linebackers at Birmingham Combine ... Played in 2014 GISA All-Star Game ... Selected to play in 2014 North South All-Star Game, 2014 Georgia / Florida Border All-Star Game, and 2014 NUC All-Star Game ... Led GISA Class 3A in total tackles as junior and senior ... Didn't begin playing football until 2012 after transferring to Deerfield-Windsor.

Personal: Full name is Joshua Austin Cain ... Goes by Austin ... Born Oct. 6, 1996, in Albany, Ga. ... Parents are Amy and Allen Austin ... Has one younger sister, Ansley ... Grandfather, Robert Wills, participated in pole vault and football at Florida State from 1958-62 ... Member of Boy's State, Honor Roll, Beta Club, FCA, KEY Club, Science

Club ... Also was Honor Scholar and a Ken Allen Rogers Scholarship recipient ... Mission Change and Boy's & Girl's Club volunteer ... Chose Georgia Tech because of education, opportunity and location ... Majoring in biology.




80 JALEN CAMP

WR • Fr. • 6-2 • 213
Cumming, Ga. (South Forsyth HS)

High School: Amassed 84 receptions and 25 touchdowns over final two prep seasons, including 47 catches for 819 yards and 15 touchdowns as a senior ... Earned honorable-mention all-state recognition as a senior ... Two-time all-county and all-region honoree ... Served as team captain for a squad that went 11-2 and claimed region championship during his senior campaign, good for the best finish in school history ... Hauled in five passes for 183 yards and three touchdowns, including TD receptions of 84 and 63 yards, in final high-school game, a 49-31 loss to Colquitt County in the 2015 Georgia 6A state quarterfinals ... Also recorded 30 tackles and two interceptions for South Forsyth (coach Jeff Arnette) as a senior ... Was also a three-year letterwinner in track and field (100-meter, 4x100-meter relay).

Personal: Full name is Jalen-Michael Omari Camp ... Born July 10, 1998 ... Son of Richard Camp and Sharlonda Camp ... Is one of four siblings — has an older sister and two younger brothers ... Father, Richard, played football at West Georgia ... Uncle, Ken Camp, played football at Auburn ... Did not begin playing football until 10th grade ... Also enjoys playing basketball ... Majoring in computer engineering.




10 CHRISTIAN CAMPBELL

DB • RFr. • 6-2 • 205
Ponchatoula, La. (Ponchatoula HS)

2015 (True Freshman): Did not play, redshirted ... Member of scout team.
High School: Two-sport athlete at Ponchatoula H.S. ... Played both football and baseball for the Green Wave ... Finished with 4,030 career rushing yards and 75 total touchdowns ... Averaged nearly 10 yards per rush as senior, gaining 1,533 yards on 156 attempts ... Rushed for more than 2,700 yards and 30 total touchdowns in final two seasons at Ponchatoula H.S. ... Named to Louisiana Class 5A All-State team as athlete ... Two-time All-District 6-5A selection as athlete ... Named District 6-5A Offensive Player of the Year in 2013 and 2014 — his 2014 selection was a unanimous vote by the coaches ... Also named to New Orleans All-Metro Team by *NOLA.com / The Times-Picayune* ... Led Ponchatoula H.S. to 11-0 regular season as senior, best in school history.

Personal: Majoring in business administration.

STUDENT-ATHLETE PROFILES



54 KYLE CERGE-HENDERSON

DL • So. • 6-1 • 295
Tampa, Fla. (Plant HS)

2015 (True Freshman): Played in six games with three starts ... Finished rookie campaign with 12 tackles ... Redshirt lifted prior to fifth game ... Made collegiate debut vs. North Carolina (Oct. 3) ... Recorded one solo tackle at Clemson (Oct. 10) ... Talled one stop and assisted on TFL at Virginia (Oct. 31) ... Made career-first college start Nov. 12 vs. Virginia Tech ... Finished with career-best five tackles ... Was one of four signees to enroll early in January 2015 ... Participated in spring drills.

High School: Lettered three years in football and two years in track ... Was a two-time team captain of football team and was also team captain of track team ... Recorded 96 tackles, one sack and one interception return for touchdown as senior ... Selected to play in Blue-Grey All-American Bowl and NUC All-American Game ... Big County Prep All-District selection.

Personal: Full name is Kyle Lamont Cerge-Henderson ... Born April 12, 1997, in Atlanta ... Son of Kevin Henderson and Denise Cerge ... Father, Kevin, was linebacker at Georgia Tech in mid-1980s under Bill Curry ... Godmother Tiffany Cleaves played basketball at Tech and godfather Kevin Battle played football at Tech ... Majoring in business administration ... Aspires to be CEO of a company.


CAREER HIGHS

Tackles: 5 vs. Virginia Tech, Nov. 12, 2015
Tackles for Loss: 0.5 at Virginia, Oct. 31, 2015

CAREER STATISTICS

DEFENSIVE

YEAR	G-GS	UT	AT	TT	TFL-YDS	QBS-YDS	FF/FR	PBU	INT-YDS
2015	6-3	3	9	12	0.5-1	0.0-0	0/0	0	0-0




35 JARETT COLE

DB • Fr. • 5-10 • 192
Norcross, Ga. (Norcross HS)

High School: Two-time all-conference selection, including first-team honors as a senior, at Norcross H.S. (coach Keith Maloof) ... Played two seasons at Norcross after moving to Atlanta area from near Charlotte, N.C., where he earned two letters at Hough H.S. (coach Bobby Collins) ... Earned second-team all-county recognition as a senior while being tabbed first-team all-county honoree by the *Gwinnett Daily Post* ... Totaled 50 tackles, six tackles for loss, 15 pass breakups, one forced fumble and two fumble recoveries en route to being named team's defensive MVP following senior campaign ... Selected to participate in 2015 North-South All-Star Game ... Played in Elite Junior Classic All-Star Game following junior campaign ... Was a member of school's A-B Honor Roll throughout high-school career.

Personal: Full name is Jarett Caldwell Cole ... Born Jan. 22, 1998 ... Son of Rodrick Cole and Terressa Toland-Cole ... Brother, Van Smith, is a sophomore safety at Clemson ... Cousin, Germone Hopper, also played football at Clemson ... Uncle, Andre Coleman, played collegiately at Kansas State and professionally for the San Diego Chargers, Seattle Seahawks and Pittsburgh Steelers ... As a rookie with the Chargers, Coleman set Super Bowl records for kickoff returns (8) and kickoff-return yards (244), including a 98-yard return for a touchdown, in San Diego's 49-26 loss to San Francisco in Super Bowl XXIX ... Jarett has been playing football since age six ... Majoring in business administration.




43 TYLER COOKSEY

LB • RFr. • 6-2 • 224
Suwanee, Ga. (Greater Atlanta Christian School)

2015 (True Freshman): Did not play, redshirted ... Member of scout team.

High School: Played tight end and inside linebacker for three seasons of football at Greater Atlanta Christian School for head coach Tim Hardy ... Was team captain as senior ... Talled 91 tackles, six sacks, 12 tackles for loss and returned interception for touchdown as senior ... Helped lead Greater Atlanta Christian to 2014 regional title and state runner-up finish with 14-1 record ... Named to *Gwinnett Honor Roll* by *Gwinnett Daily Post* in 2013 and 2014 ... Named to *Atlanta Journal-Constitution Super 75* for 2015 ... Selected first-team All-Region 6-2A and second-team All-State as senior ... Played two seasons on baseball team.

Personal: Full name is John Tyler Cooksey ... Goes by Tyler ... Born July 13, 1996, in Decatur, Ga. ... Son of Tom and Cindy Cooksey ... Father, Tom, played nose guard for Georgia Tech from 1976-80 and played one year (1981) with Atlanta Falcons ... Majoring in civil engineering.



55 KENNY COOPER

OL • Fr. • 6-3 • 307
Calhoun, Ga. (Sonoraville HS)

High School: Named first-team all-state and *Calhoun Times* Gordon County Co-Defensive Player of the Year after recording 78 tackles, 22 tackles for loss and 12 sacks during final high-school campaign ... Helped lead Sonoraville H.S. (coach Jim Kremer) to an 8-4 overall record and first state playoff win in school history as a senior ... Totaled 152 total tackles (69 solo) and six sacks as a junior ... Versatile athlete was also a member of Sonoraville's basketball, wrestling and track and field teams over the course of his prep career ... Was state runner-up in heavyweight class as a senior to cap his first-ever season as a wrestler.

Personal: Full name is Kenneth Wayne Cooper ... Born March 29, 1998 ... Son of Ron and Theresa Cooper ... Is the youngest of three siblings ... Hobbies include fishing ... Started playing football at age five ... Majoring in business administration.



31 NATE COTTRELL

AB • RFr. • 5-11 • 193
Knoxville, Tenn. (Knoxville West HS)

2015 (True Freshman): Did not play, redshirted ... Member of scout team.


High School: Was all-district, all-state running back as junior and senior ... First-team PrepXtra running back in 2013 and 2014 ... Named all-region running back of the year and returner of the year in 2013 and 2014 ... Named to High School Heroes Team as junior and senior ... Also named High School Heroes Player of the Year as junior and senior ... Finished career with school-record 3,974 rushing yards and 48 touchdowns ... Averaged 11.8 yards per carry (334 carries) ... Also hauled in 35 catches for 685 yards and nine touchdowns (19.6 yards per reception) ... Averaged 40.7 yards per kick return with five touchdowns over career (23 returns, 937 yards) ... Finished with school-record 5,594 total yards and 63 total touchdowns, including

PLAYERS & STAFF

STUDENT-ATHLETE PROFILES

one passing TD ... Rushed for school-record 1,956 yards as senior ... Also set school single-game rushing mark with 255 yards ... Named Offensive MVP of 2014 state championship game ... Led Knoxville West to 2014 state title and 2013 runner-up ... Timed in 40-yard dash at 4.33.

Personal: Full name is Nathan David Cottrell ... Goes by Nate ... Born Aug. 2, 1996, in Knoxville, Tenn. ... Son of Alan and Emmeline Cottrell ... Has two older brothers, Dorian and Josh, and one older sister, Delena ... Majoring in business administration ... Chose Georgia Tech because of the academics, great football team and the city of Atlanta.




39 DAVID CURRY

LB • RFr. • 6-2 • 217
Buford, Ga. (Buford HS)

2015 (True Freshman): Did not play, redshirted ... Member of scout team.
High School: Three-year letterwinner in football for head coach Jess Simpson ... Team captain as senior while leading Buford to three straight state titles ... Buford was 58-2 in four years ... 2014 all-county, all-state first team selection and region defensive player of the year ... Also played receiver, punter and punt returner ... Led Buford with 75 tackles along nine pass break-ups, two interceptions and two punt returns for touchdown as senior ... Member of Buford H.S. state championship team with twin sons of Tech defensive coordinator Ted Roof ... Lettered three years in track for head coach David Snell ... Team captain all three years ... Was 2013 Georgia state pole vault champion.

Personal: Full name is David Joshua Curry ... Born Oct. 29, 1995, in Durham, N.C. ... Son of Buddy and Dawn Curry ... Has two older brothers, Justin and Jessel, and one younger sister, Gabby ... Father, Buddy, was two-time All-Pro linebacker for Atlanta Falcons and 1980 NFL Defensive Rookie of the Year ... Brother, Justin, was drafted by Cincinnati Reds out of high school ... Brother, Jessel, played football at Auburn in 2009-11 and Delaware in 2011-14 ... Majoring in business administration.




53 CHRIS DANDANEAU

LB • RFr. • 6-3 • 210
Jesup, Ga. (Wayne County HS)

2015 (True Freshman): Did not play, redshirted ... Member of scout team.
High School: Lettered three years in football for head coach Jody Grooms and two years in basketball for head coach Robert Cotton ... Earned all-region honors at linebacker as senior ... Tallied 91 tackles, 2.0 sacks and one interception in 10 games as senior ... Student Council Parliamentarian ... Graduated in top five percent of senior class.

Personal: Full name is Christopher George Dandaneau ... Goes by Chris ... Born April 10, 1997, in Bangor, Maine ... Son of George and Dawn Dandaneau ... Has one older brother, Zachary ... Chose Georgia Tech because opportunities are unmatched and it was an offer he couldn't turn down ... Also said playing Division I football is a childhood dream ... Majoring in environmental engineering.



22 MELVIN DAVIS


DB • RSo. • 6-0 • 195
Madison, Ga. (Morgan County HS)

2015 (Redshirt Freshman): Made collegiate debut vs. Tulane (Sept. 12) ... Did not record any stats.

2014 (True Freshman): Did not play, redshirted ... Member of scout team.

High School: Was three-sport standout at Morgan County H.S. ... Lettered three years for head football coach Bill Malone ... Split time at running back, cornerback, and safety ... Also served as team captain for two years ... Participated one season in wrestling ... Lettered three years on track team ... Also was captain for three years ... Was named all-region in football as senior ... Ranks 10th in school history in career receiving.

Personal: Full name is Melvin Lewis Davis III ... Parents are Crystal Herd and Melvin Davis Jr. ... Born May 20, 1996, in Madison, Ga. ... Majoring in business administration ... Intends to become actuary following college ... Chose Georgia Tech for "education, football, and because it's close to home."



40 P.J. DAVIS

LB • Sr. • 5-11 • 231
Cairo, Ga. (Cairo HS)

2014 ALL-ACC, HONORABLE MENTION (ACSM)

2015 (Junior): Started all 12 games at linebacker ... Led defense with 77 tackles and finished tied for team lead with 45 solo stops ... Also tied for team lead with 6.5 tackles for loss ... Added two sacks, two QB hurries and one forced fumble ... Made two solo tackles and one TFL vs. Alcorn State (Sept. 3) ... Recorded team-high six tackles (five solo) vs. Tulane (Sept. 12) ... Tallied team-high eight tackles (six solo) with half-TFL and two QB hurries at Notre Dame (Sept. 19) ... Led team with 13 tackles (nine solo), one sack, one TFL and forced fumble at Duke (Sept. 26) ... Added five tackles, 2.0 TFL and one sack vs. North Carolina (Oct. 3) ... Recorded six tackles at Clemson (Oct. 10) ... Posted team-high nine tackles vs. Pitt (Oct. 17) ... Added five assisted tackles in last-second win vs. Florida State (Oct. 24) ... Made nine tackles and 1.5 tackles for loss at Virginia (Oct. 31).

2014 (Sophomore): Started 13 of 14 games ... Led defense with 119 total tackles, including 82 solo stops ... Ranked second in tackles for loss (8.5-37) and sacks (4.0-25) ... Named honorable mention All-ACC by media ... Named ACC Linebacker of the Week twice (Sept. 22 and Nov. 12) ... Tallied game-high 11 tackles - seven solo - in Tech's 49-34 Orange Bowl win over Mississippi State (Dec. 31) ... Led defense with 11 tackles, including seven solo, vs. Florida State in the ACC Championship game (Dec. 6) ... Recorded seven tackles at Georgia (Nov. 29) ... Totaled team-high 13 tackles, including half-sack for loss of five yards, vs. Clemson (Nov. 15) ... Led defense with nine tackles, including half TFL, at NC State (Nov. 8) ... Recorded five solo tackles, including sack for loss of 10 yards, and forced fumble vs. Virginia (Nov. 1) ... Tallied six tackles, including three for loss of 10 yards and one sack, forced two fumbles and had one quarterback hurry at Pitt (Oct. 25) ... Had career-high and team-best 14 tackles, including 11 solo and half-sack for loss of one yard, at North Carolina (Oct. 18) ... Recorded eight tackles, including six solo and one tackle for loss of one yard, vs. Duke (Oct. 11) ... Registered nine tackles, which included one sack for loss of six yards, vs. Miami (Oct. 4) ... Named ACC Linebacker of the Week after returning career-first interception for touchdown (41 yards) and recording nine tackles at Virginia Tech (Sept. 20) ... Recorded seven tackles vs. Georgia Southern (Sept. 13) ... Tallied five solo tackles, leading defense, at Tulane (Sept. 6) ... Recorded five solo tackles in season opener against Wofford (Aug. 30).

STUDENT-ATHLETE PROFILES

2013 (True Freshman): Played in all 13 games and made one start ... Ranked eighth on team, first among non-starters, with 41 tackles ... Had 35 solo tackles, 5.0 tackles for loss, 1.0 sacks and one fumble recovery ... Had six tackles, four solo tackles and tackle for loss in collegiate debut vs. Elon (Aug. 31) ... Made first career start vs. Virginia Tech (Sept. 26) and responded with four tackles, three solo tackles and career-high 2.0 tackles for loss ... Recovered fumble at Miami (Oct. 5) ... Registered six tackles, all of them solos, and had tackle for loss at Clemson (Nov. 14) ... Recorded five solo tackles and first career sack vs. Alabama A&M (Nov. 23).

High School: Rushed for more than 1,000 yards and had more than 100 tackles in 2012 as senior ... Played four seasons of football, including two as team captain ... Also played baseball and basketball ... Helped lead Cairo to regional championships in 2010, 2011 and 2012 ... Was Region Player of the Year ... Named all-state and was three-time all-region selection ... Holds school record for single-season tackles (138).

Personal: Full name is Paul Davis Jr. ... Likes to be called "PJ" ... Parents are Paul Sr. and Yolanda Davis ... Born Jan. 22, 1995, in Cairo, Ga. ... Has three siblings – Dominique, Diamond, and Booker ... Related to NFL player Benny Sapp ... Chose Georgia Tech because of academics, proximity to hometown, and coaching staff ... Majoring in business administration.


CAREER HIGHS

Tackles: 14 at North Carolina, Oct. 18, 2014
Tackles for Loss: 3.0 at Pitt, Oct. 25, 2014
Sacks: 1.0, six times — last vs. North Carolina, Oct. 3, 2015
Interceptions: 1 at Virginia Tech, Sept. 20, 2014
Pass Breakups: 1 vs. Elon, Aug. 31, 2013
Forced Fumbles: 2 at Pitt, Oct. 25, 2014
Fumble Recoveries: 1 at Miami (Fla.), Oct. 5, 2013
Quarterback Hurries: 2 at Notre Dame, Sept. 19, 2015

CAREER STATISTICS

DEFENSIVE

YEAR	G-GS	UT	AT	TT	TFL-YDS	QBS-YDS	FF/FR	PBU	INT-YDS
2013	13-1	35	6	41	5.0-16	1.0-6	0/1	1	0-0
2014	14-13	82	37	119	8.5-37	4.0-25	3/0	0	1-41
2015	12-12	45	32	77	6.5-12	2.0-5	1/0	0	0-0
Career	39-26	162	75	237	20.0-65	7.0-36	4/1	1	1-41




80 SHAWN DAVIS

K • RFr. • 6-2 • 205
McDonough, Ga. (Union Grove HS)

2015 (True Freshman): Did not play, redshirted ... Member of scout team.
High School: Union Grove H.S., 2015 ... Lettered three seasons as both kicker and punter for head coach Paul Burgdorf ... Also lettered one season as goalkeeper for coach Mark Matthews' soccer program ... Was first-team all-state punter in 2014 by *Atlanta Journal-Constitution* ... Was three-time first-time all-region punter and was MVP of 2013 Junior All-Star Game in Georgia Dome ... Was kicker and punter for South team in 2014 GACA North/South Classic ... Set school record with 50-yard FG during senior season.

Personal: Full name is Shawn Alan Davis ... Born May 11, 1997, in Conyers, Ga. ... Son of Jon Davis and Kim Talbott ... Has one younger sister, Bayley ... Member of A-Honor Roll in high school and was named accounting student of the year as sophomore ... Majoring in business administration.



71 SHAMIRE DEVINE


OL • R Jr. • 6-7 • 370
Atlanta, Ga. (Tri-Cities HS)

2015 (Redshirt Sophomore): Played in 11 games, making nine starts at right guard ... Made career-first start vs. Alcorn State (Sept. 3).

2014 (Redshirt Freshman): Played in 13 of 14 games ... Missed Clemson game due to injury ... Aided Tech's offensive line that allowed just 0.79 sacks per game (1st in ACC, 2nd nationally) ... Tech ranked first nationally in rushing offense, posting school-record marks for rushing yards (4,789) and rushing yards per game (342.1).

2013 (True Freshman): Redshirted, did not play.
High School: Tri-Cities H.S., 2013 ... Played four seasons for coach Kenneth Miller ... Participated in Nike's The Opening for top high school football players in nation ... Served one year as team captain ... Earned all-area honors ... Named 65th-best prospect overall in Southeast by *Scout.com* ... Prepstar All-American ... Named to *Atlanta Journal-Constitution's* "Super 75" ... Considered by many as Georgia's top offensive line prospect ... Won MVP honors at Atlanta Nike camp ... Good student with high GPA.

Personal: Full name is Shamire Dakwon Devine ... Mother is Leesha Devine ... Born June 9, 1994, in Willingboro, N.J. ... Has two younger siblings ... Chose Georgia Tech because of school/academics, football program and potential for good career ... Enjoys video games and cartoons ... Began playing football at very young age when "my mom made me" ... Majoring in literature, media and communication.




84 STEPHEN DOLPHUS

WR • Fr. • 6-5 • 197
Macon, Ga. (Westside HS)

High School: Named first-team all-state by the *Atlanta Journal-Constitution* and honorable mention all-state by the Georgia Sports Writers Association as a senior ... Also earned first-team all-region and second-team all-Middle Georgia recognition following final prep campaign ... Named second-team all-region and honorable-mention all-Middle Georgia as a junior ... Two-time first-team all-conference honoree ... Caught 52 passes for 832 yards and nine touchdowns as a senior and had 47 receptions for 819 yards and 15 touchdowns as a junior ... Broke school record for career receptions that was previously held by his brother, Shannon Smith ... Four-year letterwinner under coach Shedrick Risper at Westside H.S. ... Served as team captain as a senior ... Participated in 2015 North-South All-Star Game ... Georgia Sports Hall of Fame Scholar-Athlete ... Also was a four-year letterwinner as a power forward in basketball.

Personal: Full name is Stephen Elijah Dolphus ... Born Dec. 10, 1997 ... Son of Stephen Dolphus and Keisha Robinson ... Has an older sister and an older brother ... Brother, Shannon Smith, is a junior wide receiver at West Georgia ... Began playing football at age eight ... Enjoys playing basketball ... Majoring in mechanical engineering.


STUDENT-ATHLETE PROFILES

**45**
MEIKO DOTSON**DB • RFr. • 5-10 • 180**
Daytona Beach, Fla. (Mainland HS)**2015 (True Freshman):** Did not play, redshirted ... Member of scout team.**High School:** Steady performer on tough Mainland Bucs defense that made state semifinals three-straight years ... First-team all-Central Florida performer as junior and senior ... Named 2014 Florida Athletics Coaches Association District 9-6A Player of the Year ... Finished career with 12 interceptions and 25 pass break-ups in three years as starter ... Returned two interceptions for touchdowns ... Recorded eight interceptions as junior, including two in Mainland's Class 6A state semifinal loss in 2013 ... As senior, had 22 tackles, one interception and three pass break-ups in seven games (shortened by injury) ... Ran second leg of 4x100-meter relay team that finished second at district meet (41.66).**Personal:** Majoring in business administration.

CAREER STATISTICS

DEFENSIVE

YEAR	G-GS	UT	AT	TT	TFL-YDS	QBS-YDS	FF/FR	PBU	INT-YDS
2014	8-0	4	0	4	0.0-0	0.0-0	0/0	1	0-0
2015	8-1	7	0	7	0.0-0	0.0-0	0/0	0	0-0
Career	16-1	11	0	11	0.0-0	0.0-0	0/0	1	0-0

**42**
KeSHUN FREEMAN**DE • Jr. • 6-2 • 250**
LaGrange, Ga. (Callaway HS)**2014 TRUE FRESHMAN ALL-AMERICA** (*247Sports, ESPN*)**2014 FRESHMAN ALL-AMERICA** (*Phil Steele, USA TODAY*)**2014 ALL-ACC, HONORABLE MENTION** (AC SMA)**2015 (Sophomore):** Started at defensive end in all 12 games ... Led all defensive linemen with 44 tackles ... Added four tackles for loss, two sacks, one fumble recovery and one forced fumble ... Recorded two solo tackles and forced fumble against ASU ... Talled two tackles, one sack and one TFL vs. Green Wave ... Recorded five tackles, half-TFL and one QB hurry at Notre Dame (Sept. 19) ... Talled five solo tackles and recovered fumble at Duke (Sept. 26) ... Recorded three tackles, 1.0 TFL and 1.0 sack vs. North Carolina (Oct. 3) ... Had six tackles at Clemson (Oct. 10) ... Made four stops vs. Pitt (Oct. 17) ... Recorded career-high seven tackles and sack for 14-yard loss vs. Florida State (Oct. 24) ... Had five tackles and one PBU at Virginia (Oct. 31).**2014 (True Freshman):** Played in all 14 games, starting 12 consecutive times ... Named All-ACC honorable mention by media ... Named to 2014 True Freshman All-America Team by *247Sports* and *ESPN* ... Also named Freshman All-American by *Phil Steele* and *USA TODAY* ... Led all defensive linemen with 54 tackles, including 37 solo ... Led defense with 9.5 tackles for loss and 4.5 sacks ... Forced and recovered fumble ... Blocked one punt ... Recorded three tackles (two solo) with 0.5 TFL and one QB hurry in Tech's 49-34 Orange Bowl win over Mississippi State (Dec. 31) ... Registered five tackles, including three solo, vs. Florida State in ACC Championship game (Dec. 6) ... Had five tackles, including one sack for loss of seven yards, at Georgia (Nov. 29) ... Recorded three tackles vs. Clemson (Nov. 12) ... Talled four tackles at NC State (Nov. 8) ... Had five tackles, including one sack for loss of six yards, forced fumble, had one pass break up and blocked punt vs. Virginia (Nov. 1) ... Recorded three solo tackles at Pitt (Oct. 25) ... Registered four tackles, including two for loss of three yards, and had one QB hurry at North Carolina (Oct. 18) ... Set career-high with six solo tackles, including one for loss of two yards, vs. Duke (Oct. 11) ... Registered one tackle for loss of three yards vs. Miami (Oct. 4) ... Had five tackles, including one for loss of four yards and 0.5 sacks for loss of four yards, and had quarterback hurry at Virginia Tech (Sept. 20) ... Talled four tackles and recovered fumble late in fourth quarter that set up Tech's game-winning drive in career-first start vs. Georgia Southern (Sept. 13) ... Had two tackles, including career-first sack for loss of three yards, at Tulane (Sept. 6) ... Recorded four tackles, including one for loss of seven yards, in college debut against Wofford (Aug. 30).**High School:** Callaway H.S., December 2013 ... Played four seasons of football for coach Pete Wiggins ... Ran one season of track ... Played inside linebacker and defensive end ... Served two years as team captain ... Led Callaway to regional championships in 2012 and 2013 ... Named 2012 Region 4AAA Player of the Year ... Earned all-regional honors in 2011 ... Recorded 153 tackles, 13 tackles for loss, four forced fumbles, three sacks and three blocked kicks as senior ... Led team to 12-2 record in 2013 ... Three-star recruit by Rivals ... Ranked No. 29 at position and No. 54 in Georgia ... Graduated in top five percent of class ... Was crowned Mr. Callaway High School based on academics and behavior.**Personal:** Full name is KeShun Jamal Freeman ... Born Nov. 10, 1995, in LaGrange, Ga. ... Parents are Charles and Keisha ... Has four younger siblings — Michael, Jacob, Jalanda and Landon ... Cousin Justin Woodard played football at Ball State ... Pondering career in anesthesiology ... Chose Georgia Tech because of academics, location and because "it will challenge me to think" ... Began playing football at age eight ... Majoring in business administration.**8**
STEP DURHAM**DB • Jr. • 5-11 • 194**
Jacksonville, Fla. (Atlantic Coast HS)**2015 (Sophomore):** Played in eight games with one start ... Finished season with seven tackles - all solo ... Did not record any stats in action vs. Alcorn State (Sept. 3) and Tulane (Sept. 12) ... Recorded one solo stop at Notre Dame (Sept. 19) ... Made two tackles at Duke (Sept. 26) ... Made career-first start vs. Florida State (Oct. 24), recording two tackles.**2014 (True Freshman):** Played in eight games ... Had four tackles and broke up pass ... Talled season-high two solo stops in Tech's 49-34 Orange Bowl win over Mississippi State ... Had one solo tackle against Virginia (Nov. 1) ... Recorded career-first tackle at Tulane (Sept. 6) ... Had one pass breakup in collegiate debut against Wofford (Aug. 30).**High School:** Atlantic Coast H.S., December 2013 ... Played under coach Kevin Sullivan ... Earned four varsity letters and served three years as team captain ... Was first freshman in school history to start for varsity team ... Considered highest-ranked prospect in Atlantic Coast H.S. history ... Earned 2014 USMC All-American honors ... Named all-region and all-district ... Named to 2013 *Florida Times-Union* Super 11 ... Four-star recruit by Rivals ... No. 23-ranked player at position and 46th-ranked prospect in Florida ... Played on school's basketball and track teams as freshman ... Made National Honor Society.**Personal:** Full name is Stepheny Durham IV ... Goes by "Step" ... Parents are Stepheny and Willa Durham ... Born June 10, 1995, in Jacksonville, Fla. ... Has three siblings — Tiesha, Ceteria and Cherish ... Cousin is LeRoy Butler, former Florida State and Green Bay Packers standout ... Began playing football at age five ... Says biggest athletic accomplishment was verbally committing to Georgia Tech on June 8, 2013 ... Chose Georgia Tech because of education, location and football program ... Majoring in business administration.

CAREER HIGHS

Tackles: 2, four times — last vs. Georgia, Nov. 28, 2015**Pass Breakups:** 1 vs. Wofford, Aug. 30, 2014


STUDENT-ATHLETE PROFILES

CAREER HIGHS

Tackles: 7 vs. Florida State, Oct. 24, 2015
Tackles For Loss: 2.0 at North Carolina, Oct. 18, 2014
Sacks: 1, five times — last vs. Florida State, Oct. 24, 2015
Pass Breakups: 1, twice — at Virginia, Oct. 31, 2015
Fumble Recoveries: 1, twice — last at Duke, Sept. 26, 2015
Forced Fumbles: 1, twice — last vs. Alcorn State, Sept. 3, 2015
Quarterback Hurries: 1, twice — last at Notre Dame, Sept. 19, 2015
Blocked Kicks: 1 vs. Virginia, Nov. 1, 2014 (punt)

CAREER STATISTICS

DEFENSIVE										
YEAR	G-GS	UT	AT	TT	TFL-YDS	QBS-YDS	FF/FR	PBU	INT-YDS	
2014	14-12	37	17	54	9.5-35	4.5-23	1/1	1	0-0	
2015	12-12	23	21	44	4.0-22	2.0-19	1/1	1	0-0	
Career	26-24	60	38	98	13.5-57	6.5-42	2/2	2	0-0	




79 EASON FROMAYAN

OL • R.Jr. • 6-4 • 285
Alpharetta, Ga. (TCU)

2015 (Redshirt Sophomore): Played in all 12 games along offensive line.
2014 (Redshirt Freshman): Played in 13 games, making one start ... Made career-first start vs. Duke (Oct. 11) for injured Bryan Chamberlain ... Aided Tech's offensive line that allowed just 0.79 sacks per game (1st in ACC, 2nd nationally) ... Tech ranked first nationally in rushing offense, posting school-record marks for rushing yards (4,789) and rushing yards per game (342.1).

2013 (True Freshman): Redshirted in first season at TCU, did not play.
High School: Rated by *Scout.com* as No. 11 offensive tackle in Georgia and No. 90 nationally at position ... First-team Class 6A All-State selection by *Atlanta Journal-Constitution* ... Named to Region 5-6A first team as senior ... Honorable-mention all-district and all-region junior year ... Father, Edwin, was four-year letterman (1988-91) in basketball at TCU ... Majoring in business administration.



91 PATRICK GAMBLE

DL • RSr. • 6-5 • 277
Carrollton, Ga. (Central Carroll HS)

2015 (Redshirt Junior): Played in 10 games, making 10 starts ... Finished with 38 tackles, 2.5 tackles for loss, one sack, one fumble recovery and one blocked kick ... Started at defensive end vs. Alcorn State (Sept. 3), did not record any stats ... Started at nose tackle vs. Tulane (Sept. 12), recording three tackles and one TFL ... Added three tackles at Notre Dame (Sept. 19) ... Did not play at Duke (Sept. 26) or vs. North Carolina (Oct. 3) ... Returned from injury to start at Clemson (Oct. 10), making two tackles and recovering fumble ... Tallied three tackles in start vs. Pitt (Oct. 17) ... Made two tackles, one sack and blocked field kick that led to game-winning 78-yard touchdown return vs. Florida State (Oct. 24) ... Amassed career-high nine tackles at Virginia (Oct. 31) ... Added six tackles in season finale vs. Georgia (Nov. 28).

2014 (Redshirt Sophomore): Played in all 14 games, making four starts ... Has 25 tackles, including 14 solo and 1.5 tackles for loss ... Broke up one pass and recovered fumble ... Had two tackles in Orange Bowl win vs. Mississippi State (Dec. 31) ... Registered two tackles vs. Florida State in ACC Championship Game (Dec. 6) ... Tallied two tackles at Georgia (Nov. 29) ... Had three tackles vs. Clemson (Nov. 15) ... Recorded three tackles at NC State (Nov. 8) ... Made career-first start and tallied two

solo tackles and PBU vs. Virginia (Nov. 1) ... Registered one solo tackle vs. Duke (Oct. 11) ... Notched one solo tackle vs. Miami (Oct. 4) ... Had two tackles, including half-tackle for loss, at Virginia Tech (Sept. 20) ... Made one solo tackle vs. Georgia Southern (Sept. 13) ... Registered two tackles at Tulane (Sept. 6) ... Made career-high four tackles, including one for loss of five yards, and forced fumble against Wofford (Aug. 30).

2013 (Redshirt Freshman): Played in eight games ... Recorded six tackles including half-tackle for loss ... Came off bench to record tackle in each of first two games of college career ... Registered career-high three tackles, including two solo tackles and half-tackle for loss vs. Alabama A&M (Nov. 23).

2012 (True Freshman): Redshirted, did not play ... Named Defensive Scout Team Player of the Year.

High School: Central Carroll H.S. ... Played for head coach Grant Chestnut ... Was No. 26-rated defensive tackle in country last summer ... Three-time all-region GAAA pick ... Also earned all-region honors in basketball ... Played Georgia North-South All-Star game ... Rated with three stars by *Rivals.com* and *Scout.com*.


Personal: Full name is Patrick Leshun Gamble ... Born Feb. 2, 1994 ... Son of Curtis and Charonda Person ... "(Tech) is a good combination of academics and athletics. I think a degree from Georgia Tech will carry a lot of weight," Gamble said ... Has been playing football since age six ... Made Dean's List in fall of 2012 ... Majoring in literature, media and communication.

CAREER HIGHS

Tackles: 9 at Virginia, Oct. 31, 2015
Tackles for Loss: 1.0, three times — last vs. Florida State, Oct. 24, 2015
Sacks: 1.0 vs. Florida State, Oct. 24, 2015
Pass Breakups: 1, three times — last at Miami (Fla.), Nov. 21, 2015
Forced Fumbles: 1 vs. Wofford, Aug. 30, 2014
Fumble Recoveries: 1 at Clemson, Oct. 10, 2015
Quarterback Hurries: 1 at Miami (Fla.), Nov. 21, 2015
Blocked Kicks: 1 vs. Florida State, Oct. 24, 2015 (field goal)

CAREER STATISTICS

DEFENSIVE										
YEAR	G-GS	UT	AT	TT	TFL-YDS	QBS-YDS	FF/FR	PBU	INT-YDS	
2013	8-0	3	3	6	0.5-2	0.0-0	0/0	0	0-0	
2014	14-4	14	11	25	1.5-5	0.0-0	1/0	1	0-0	
2015	10-10	19	19	38	2.5-3	0.0-0	0/1	2	0-0	
Career	32-14	36	33	69	4.5-10	0.0-0	1/1	3	0-0	



46 XAVIER GANTT



AB • Fr. • 5-8 • 164
Buford, Ga. (Buford HS)

High School: Rated as a three-star prospect and the No. 8-ranked running back in the state of Georgia by *247Sports* ... Rushed for 699 yards and 10 touchdowns as a junior before missing much of his senior season due to injury ... Served as a team captain ... Helped lead Buford H.S. to three-straight state championships as a freshman, sophomore and junior and an appearance in the state title game as a senior ... Scored three touchdowns in a 63-0 win over Southeast Whitfield in the opening round of the 2014 Georgia 4A state playoffs ... Also earned four letters in track and field ... Maintained a B average in the classroom throughout high school.



Personal: Full name is Xavier Malachi Gantt ... Born June 10, 1998 ... Son of Patrick and Leticia Gantt ... Is the second of four siblings ... Father, Patrick, played football at South Carolina State ... Began playing football at age six ... Majoring in computer engineering.

PLAYERS & STAFF

STUDENT-ATHLETE PROFILES

**97**
BRENTAVIOUS GLANTON**DL • RFr. • 6-3 • 276**
Albany, Ga. (Monroe Comprehensive HS)**2015 (True Freshman):** Did not play, redshirted ... Member of scout team.**High School:** Four-year letterwinner in football for head coach Charles Truitt and track for head coach Billy Glanton ... Also lettered two years in wrestling for head coach Clifford Wooden ... Recorded 77 tackles, six sacks, 17 tackles for loss and 41 hurries as senior ... Also recovered five fumbles ... Named first-team All-Area and first-team All-Region as senior in 2014 ... Participated in GACA North-South Game and Blue-Grey All-American Game.**Personal:** Full name is Brentavious Jaron Glanton ... Born Feb. 28, 1997, in Albany, Ga. ... Son of Billy and Stacey Glanton ... Has one older sister, Breneshia, and two younger brothers, Bevin and Bryce ... Majoring in business administration ... Chose Georgia Tech because of the coaches, academics and life after football.**15**
A.J. GRAY**DB • So. • 6-1 • 215**
Sandersville, Ga. (Washington County HS)**2015 (True Freshman):** Played in 10 games ... Finished rookie season with 21 tackles (15 solo stops), one interception and one fumble recovery ... Made collegiate debut vs. Alcorn State (Sept. 3) ... Tallied four tackles (three solo) and recovered fumble ... Added four tackles vs. Tulane (Sept. 12) ... Saw action at Notre Dame (Sept. 19) ... Recorded two tackles and career-first interception at Duke (Sept. 26) ... Made two tackles vs. North Carolina (Oct. 3) ... Had career-high five tackles at Clemson (Oct. 10) ... Posted two solo stops vs. Pitt (Oct. 17) and one tackle vs. Florida State (Oct. 24).**High School:** 2014 Gatorade Football Player of the Year in Georgia ... Parade All-American ... Led Washington County HS to back-to-back state runner-up finishes as quarterback and defensive back ... As senior, rushed for 2,358 yards and 39 touchdowns, including a 442-yard, eight-TD game in state quarterfinals vs. Pierce County — both Georgia High School Association records for QB ... Completed 97-of-182 passes for 1,810 yards and 21 touchdowns ... Also had 10 interceptions, returning four for touchdowns ... Responsible for 64 touchdowns during senior season ... Was 28-2 in two seasons as starting quarterback ... Recipient of 17 Player of the Year awards ... Named to nine all-region or all-state teams ... Two-time Region 3-3A Player of the Year (2013, 2014) ... Named American Family Insurance ALL-USA Georgia Offensive Player of the Year (all classifications) ... Named Player of the Year for all classifications by *Augusta Chronicle*, *Atlanta Journal-Constitution* and Georgia Sports Writers Association in 2014 ... As junior, rushed for 1,324 yards with 18 touchdowns, while passing for 1,913 yards and 16 touchdowns (only four interceptions thrown) ... Recorded 75 tackles and five interceptions as defensive starter ... Two-time All-Middle Georgia Player of the Year by The Macon Telegraph ... Two-time Channel 6 All-CSRA Player of the Year ... First-team All-State by Georgia Sports Writers Association and *Atlanta Journal-Constitution* ... Played in Rising Senior Bowl Game ... Selected to play in Georgia Athletic Coaches Association North-South All-State Football Classic ... Selected to play in Georgia/South Carolina Border Bowl All-Star Football Game ... Invited to participate in Nike Football Training Camp ... Also played point guard on basketball team ... Gained all-state recognition in hoops as sophomore and junior ... Was Region 3-3A Player of the Year in basketball as sophomore ... Three-time Merit List honoree ... Jersey retired at Washington County H.S. ... Older sister, Allisha, plays basketball at North Carolina ... She was 2012 Gatorade Player of the Year ... Dad, Dr. Allen Gray, is principal at Washington County.**Personal:** Majoring in business administration.**CAREER HIGHS****Tackles:** 6 at Clemson, Oct. 10, 2015**Interceptions:** 1 at Duke, Sept. 26, 2015**Fumble Recoveries:** 1 vs. Alcorn State, Sept. 3, 2015**CAREER STATISTICS****DEFENSIVE**


YEAR	G-GS	UT	AT	TT	TFL-YDS	QBS-YDS	FF/FR	PBU	INT-YDS
2015	10-0	15	6	21	0.0-0	0.0-0	0/1	0	1-8

**28**
J.J. GREEN**AB • R Jr. • 5-9 • 188**
Kingsland, Ga. (Georgia)**2015 (Junior, Georgia Tech):** Transferred to GT in January 2015 ... Participated in spring drills ... Sat out 2015 season to satisfy NCAA transfer rules.**2014 (Sophomore, Georgia):** Moved to strong safety ... Made nine tackles in eight games.**2013 (True Freshman, Georgia):** Appeared in 13 games, making two starts ... Finished season second on team in rushing with 384 yards and three touchdowns on 68 carries, and had 12 catches for 104 yards ... Led team with 168 kickoff return yards ... Rushed 12 times for 87 yards, including career-long 57 yard run, and caught five passes for 42 yards in career-first start vs. No. 25 Missouri ... Named Athlon Sports Freshman of the Week after rushing for 129 yards on 17 carries at Tennessee with first and second string tailbacks out with injuries ... Carried two times for 40 yards and touchdown vs. North Texas.**High School:** Played for head coach Jeff Heron at Camden County H.S. ... *PrepStar* all-Southeast Region ... Member of *Atlanta Journal-Constitution* 2012 Super 11 and Class AAAAAA all-state first-team ... Named to 2012 Georgia Sports Writers Association all-state Class AAAAAA first-team offense ... Fox Sports NEXT three-star prospect, No. 72 CB in the country ... 50th-ranked athlete in country and No. 47 prospect in state of Georgia by *Rivals.com* ... *247Sports.com* three-star player, No. 30 CB in the country, No. 27 player in Georgia ... ESPN three-star prospect ranked No. 32 LB in country and No. 57 ranked prospect in Georgia ... Helped lead Camden County to quarterfinals of GHSA playoffs where they lost to eventual state champion Norcross ... Recorded 39 tackles, three interceptions, one sack, 919 rushing yards and 16 total touchdowns as senior.**Personal:** Full name is Lajyrise J. Green ... Mother is Tracolya ... Born June 22, 1995, in St. Mary's, Ga. ... Has one older sister, Breona ... Majoring in history, technology and society.**72**
CHRIS GRIFFIN**OL • R Jr. • 6-6 • 292**
Panacea, Fla. (Wakulla HS)**2015 (Redshirt Sophomore):** Sat out 2015 season while recovering from injury.**2014 (Redshirt Freshman):** Played in 13 of 14 games, making seven starts ... Started in first five games at right tackle ... Started in first career game in season opener against Wofford (Aug. 30) ... Aided Tech's offensive line that allowed just 0.79 sacks per game (1st in ACC, 2nd nationally) ... Tech ranked first nationally in rushing offense, posting school-record marks for rushing yards (4,789) and rushing yards per game (342.1).**2013 (True Freshman):** Redshirted, did not play.

STUDENT-ATHLETE PROFILES

High School: Wakulla H.S., 2013 ... Played four seasons for coach Scott Klees ... Rated among top 50 offensive tackles in nation ... Named Wakulla's offensive MVP in 2012 ... Helped team to undefeated regular season in 2012 ... Led team to conference, district and regional titles in 2011 ... 2011 team finished runner-up in state playoffs ... Served two years as team captain ... Named first-team all-state as senior, second-team all-state as junior ... Two-time all-conference selection ... Played in Florida North-South All-Star Game ... Recorded 100 "pancake" blocks as senior ... Also member of wrestling team ... Named to *Prepstar* all-Southeast Region ... Three-star recruit (*Rivals.com*) ... Ranked among top heavyweight wrestlers in Florida.

Personal: Full name is Christopher James Griffin ... Parents are Chris and Rhonda Griffin ... Born Feb. 13, 1995, in Tallahassee, Fla. ... Has two siblings — Devin and Ashley ... Uncle, Eddie Metcalf, played football at Florida A&M ... Mother, Rhonda Griffin, played volleyball on junior college level ... Enjoys hunting and fishing ... Began playing football at age eight ... Chose Tech because of "the unbelievable coaching staff, I knew it was the place for me, and you can't beat the academic/football combination" ... Majoring in business administration.



27 LYNN GRIFFIN

AB • RSr. • 6-0 • 199
Jacksonville, Fla. (Trinity Christian HS)

2015 (Redshirt Junior): Played in 12 games with one start ... Recorded eight tackles and one TFL on defense before moving to A-back ... Rushed for 113 yards on 14 carries ... Talled career- and team-high six tackles, including one tackle for loss, vs. Alcorn State (Sept. 3) ... Had one solo stop vs. Tulane (Sept. 12) ... Saw action at Notre Dame (Sept. 19) and Duke (Sept. 26) ... Moved to A-back for North Carolina (Oct. 3) game ... Rushed one time for six yards ... Made first career start at A-back at Clemson (Oct. 10) ... Ran for career-high 67 yards on four carries at Miami (Nov. 21).

2014 (Redshirt Sophomore): Saw action in 12 games after being suspended for first two games of season ... Had five tackles, including four solo ... Talled one tackle vs. Mississippi State in Orange Bowl (Dec. 31) ... Recorded one solo tackle vs. Florida State at ACC Championship Game (Dec. 6) ... Had one tackle at Pitt (Oct. 25) ... Registered one solo tackle at Virginia Tech (Sept. 20) ... Recorded one solo tackle vs. Georgia Southern (Sept. 13).

2013 (Redshirt Freshman): Played in 12 games as back-up in secondary and member of special teams ... Recorded nine tackles ... Returned eight kickoffs for 212 yards (26.5 yards per return) ... Registered three solo tackles in first collegiate game vs. Elon (Aug. 31) ... Had two tackles at Duke (Sept. 14) ... Returned three kickoffs for 69 yards at Miami (Oct. 5) ... Had two kickoff returns for 80 yards, including long of 59 yards vs. Virginia (Oct. 26).


2012 (True Freshman): Redshirted, did not play.

High School: Trinity Christian H.S. ... Played for coach Verlon Dorminey ... Rushed 91 times for 654 yards (7.19 yards per carry) and 11 TDs as senior ... Also had 52 tackles, one sack and one forced fumble ... *Rivals.com* three-star recruit and *Florida Times-Union* Super 24 selection ... Earned all-district, all-state and all-First Coast Team as senior ... Recorded 20 tackles in game as junior ... Had 13 tackles, one interception and 100 yards rushing in game as senior.

Personal: Full name is Lynn Darien Griffin Jr. ... Son of Lynn and Terri Griffin ... Born Sept. 2, 1994, in Jacksonville, Fla. ... Has one sister, Tiara ... His cousin, Shawn Jefferson, played at UCF and then in NFL with Oilers and Lions, and is now coach with Lions ... Cousin, Keith Brown, played at Miami and in NFL ... Had two uncles, Lonnie Marks and Leonard Larramore, who both played in NFL ... Once scored three touchdowns in 30-second span in Pop Warner game ... Majoring in business administration.

CAREER HIGHS

Rushing Attempts: 6 vs. Georgia, Nov. 28, 2015
Rushing Yards: 67 at Miami (Fla.), Nov. 21, 2015
Longest Rush: 27 yards at Miami (Fla.), Nov. 21, 2015
Tackles: 6 vs. Alcorn State, Sept. 3, 2015
Tackles For Loss: 1.0 vs. Alcorn State, Sept. 3, 2015
Kickoff Returns: 3 at Miami, Oct. 5, 2013
Kickoff Return Yards: 80 at Virginia, Oct. 26, 2013
Longest Kickoff Return: 59 yards at Virginia, Oct. 26, 2013



14 COREY GRIFFIN

DB • RJr. • 6-2 • 195
Tyrone, Ga. (Sandy Creek HS)

2015 (Redshirt Sophomore): Played in 11 games with one start ... Finished season with 21 tackles ... Recorded career- and team-high six tackles (five solo) vs. Alcorn State (Sept. 3) ... Did not record any stats vs. Tulane (Sept. 12), Duke (Sept. 26), and North Carolina (Oct. 3) ... Did not play at Notre Dame (Sept. 19) ... Tied career high with six tackles at Clemson (Oct. 10) ... Tied career high with six tackles vs. Pitt (Oct. 17) - all solo stops ... Added one tackle vs. Florida State (Oct. 24).

2014 (Redshirt Freshman): Played in all 14 games, making one start ... Had 15 tackles, including 11 solo, one interception and broke up two passes ... Made three tackles in Tech's Orange Bowl win over Mississippi State on New Year's Eve ... Recorded three tackles vs. Florida State in ACC Championship Game (Dec. 6) ... Talled one solo tackle at Georgia (Nov. 29) ... Saw action at NC State (Nov. 8) ... Made career-first start vs. Virginia (Nov. 1) ... Notched one solo tackle at Pitt (Oct. 25) ... Registered one solo tackle at North Carolina (Oct. 18) ... Had one solo tackle vs. Duke (Oct. 11) ... Saw action vs. Miami (Oct. 4) ... Had career-high four tackles, one pass break-up and first career interception at Virginia Tech (Sept. 20) ... Recorded first tackle of career vs. Georgia Southern (Sept. 13) ... Broke up pass at Tulane (Sept. 6) ... Saw action against Wofford (Aug. 30).

2013 (True Freshman): Redshirted, did not play.

High School: Sandy Creek H.S., 2013 ... In four-year high school career, Sandy Creek went combined 56-2, including being part of 15-0 state championship teams in 2010 and 2012 ... First-team all-state (4A) selection ... Played safety in high school ... Has been clocked at 4.5 in 40-yard dash ... Finished senior season with 71 tackles, an interception and eight pass breakups ... Two-star recruit, according to *Rivals.com* and *Scout.com* ... Among long line of Sandy Creek players, including Calvin Johnson, to play at Georgia Tech.

Personal: Son of Corey and Magesha Griffin ... Majoring in business administration.

CAREER HIGHS

Tackles: 6, three times — last vs. Pitt, Oct. 17, 2015
Interceptions: 1 at Virginia Tech, Sept. 20, 2014
Pass Breakups: 1, twice — last at Virginia Tech, Sept. 20, 2014

CAREER STATISTICS

DEFENSIVE

YEAR	G-GS	UT	AT	TT	TFL-YDS	QBS-YDS	FF/FR	PBU	INT-YDS
2014	14-1	11	4	15	0.0-0	0.0-0	0/0	2	1-0
2015	11-1	15	6	21	0.0-0	0.0-0	0/0	0	0-0
Career	25-2	26	10	36	0.0-0	0.0-0	0/0	2	1-0

STUDENT-ATHLETE PROFILES

CAREER STATISTICS

RUSHING


YEAR	G-GS	ATT	YDS	AVG	TD	LG
2013	12-0	0	0	0.0	0	0
2014	12-0	0	0	0.0	0	0
2015	12-1	14	113	8.1	0	27
Career	36-1	14	113	8.1	0	27

DEFENSIVE

YEAR	G-GS	UT	AT	TT	TFL-YDS	QBS-YDS	FF/FR	PBU	INT-YDS
2013	12-0	6	3	9	0.0-0	0.0-0	0/0	0	0-0
2014	12-0	4	1	5	0.0-0	0.0-0	0/0	0	0-0
2015	12-1	6	2	8	1.0-3	0.0-0	0/0	0	0-0
Career	36-1	16	6	22	1.0-3	0.0-0	0/0	0	0-0

KICKOFF RETURNS

YEAR	G-GS	RET	YDS	AVG	TD	LG
2013	12-0	8	212	26.5	0	59
2014	12-0	0	0	0.0	0	0
2015	12-1	0	0	0.0	0	0
Career	36-1	8	212	26.5	0	59




9 JACKIE HARRIS

AB • Fr. • 5-8 • 184
Kennesaw, Ga. (Lovett HS)

High School: Rushed for 1,230 yards en route to all-state recognition as a senior ... Two-time all-region honoree ... Third-leading rusher in school history ... Set single-game school record with 263 rushing yards against B.E.S.T. Academy as a senior in 2015 ... Four-year letterwinner under coach Mike Muschamp ... Team captain ... Helped lead Lovett H.S. to Georgia 2A state championship as a sophomore in 2013 ... Named to academic all-state team ... Graduated summa cum laude.

Personal: Full name is Jackie Neal Harris III ... Born Nov. 18, 1997 ... Son of Jackie and Twiggy Harris ... Oldest of three siblings ... Grandfather, Jackie Harris, played football at Lane College ... Father, Jackie Harris, Jr., was a member of the track and field program at Alabama State ... Cousin, KaVontae Turpin, is a sophomore wide receiver at TCU ... Jay volunteers as a Sunday School teacher ... Began playing football at age seven ... Majoring in economics ... Aspires to be an investment banker.




86 JAIR HAWKINS-ANDERSON

WR • Fr. • 6-1 • 186
Suwanee, Ga. (Northview HS)

High School: Earned first-team all-region recognition at wide receiver as a senior at Northview H.S. (coach Chad Davenport) ... Amassed 845 all-purpose yards (288 receiving, 111 rushing, 446 total return) and 12 touchdowns (three receiving, nine rushing) during final prep season ... Named team's special teams MVP after serving as the squad's primary kickoff and punt returner ... Caught 11 passes for 294 yards as a junior ... Team captain as a senior ... Selected to participate in the 2016 Offense-Defense All-American Bowl and Chamber Bowl Senior All-Star Game ... Also lettered and served as team captain in track and field (100-meter).

Personal: Full name is Jair A. Hawkins-Anderson ... Born Sept. 21, 1997 ... Son of Willie Anderson and Pat Hawkins ... Is the second of three siblings ... Father, Willie Anderson, played football at Auburn, was the 10th overall pick in the 1996 NFL Draft by the Cincinnati Bengals and went on to a 13-year career with the Bengals and Baltimore

Ravens, earning three Pro Bowl invitations and being named first-team All-Pro four times ... Jair began playing football in middle school ... Majoring in business administration ... Aspires for a career as a civil engineer.



88 HARLAND HOWELL

WR • RFr. • 6-3 • 218
Marietta, Ga. (Wheeler HS)

2015 (True Freshman): Did not play, redshirted ... Member of scout team ... Was one of four signees to enroll early in January 2015 ... Participated in spring drills.

High School: Lettered in football and track at Wheeler H.S. ... Named first-team all-region in 2013 and 2014 ... Named to *Atlanta Journal-Constitution* Super 75 ... All-Cobb County selection in 2013 and 2014 ... Played in Rising Senior Game ... Participated in Cobb County Senior Bowl ... 3.8 GPA in high school ... Five-time state qualifier in 110m hurdles ... Participated in triple jump, 110m hurdles and 4x100 relay.

Personal: Born Dec. 20, 1996, in Austell, Ga. ... Son of Harland and Sharon Howell ... Has one sister, Jessica ... Majoring in business administration.



66 CHEYENNE HUNT

OL • RSo. • 6-0 • 250
Springfield, Ga. (Effingham County HS)

2015 (Redshirt Freshman): Made collegiate debut vs. Tulane (Sept. 12).

2014 (True Freshman): Redshirted, did not play ... Member of practice squad.

High School: Played football and wrestled at Effingham County H.S. ... As senior finished third at state in wrestling and fourth at state as junior ... Was area and sectional champion as senior ... Valedictorian of graduating class.

Personal: Majoring in civil engineering.



62 BAILEY IVEMEYER


OL • RFr. • 6-1 • 270
Snellville, Ga. (Brookwood HS)

2015 (True Freshman): Did not play, redshirted ... Member of scout team.

High School: Brookwood H.S., 2015 ... Lettered three years for head football coach Mark Crews, playing offensive and defensive line ... Also lettered three years in lacrosse for head coach Dru Ulloa ... Was football team captain for one year and lacrosse captain for two years ... Was 2014 all-county scholar-athlete ... Was AP scholar and honors graduate ... Member of National Honor Society and Beta Club.

Personal: Full name is James Bailey Ivemeyer ... Goes by Bailey ... Parents are Tina and John Ivemeyer ... Born March 7, 1997, in Valdosta, Ga. ... Has one sister, Abi ... Father, John, played football at Georgia Tech from 1981-84 ... Aunt, Joy, also graduated from Georgia Tech in 1987 ... Chose Georgia Tech because of academics, tradition and great athletics ... Started playing football at age five and was inspired by dad who played at Tech ... Majoring in mechanical engineering.

STUDENT-ATHLETE PROFILES



25 TRE' JACKSON

LB • RSo. • 5-10 • 222
Valdosta, Ga. (Lowndes HS)

2015 (Redshirt Freshman): Played in 11 games ... Recorded one tackle ... Made collegiate debut vs. Alcorn State (Sept. 3), recording one solo tackle.

2014 (True Freshman): Enrolled at Georgia Tech in January after graduating from high school in December 2013 ... Redshirted, did not play ... Member of scout team.

High School: Lowndes H.S., December 2013 ... Was standout performer under head coach Randy McPherson ... Served one year as team captain ... Recorded 70 tackles, eight tackles for loss, three quarterback hurries, two sacks and two interceptions as senior ... Three-star recruit by *Rivals.com* ... Played on regional championship team in 2010 ... Earned all-region honors ... Region 1-AAAAAA Defensive Player of the Year ... Invited to play in Georgia Junior Bowl ... Led team to 9-4 record.

Personal: Full name is Tre' Decorian Jackson ... Born Oct. 10, 1995, in Augusta, Ga. ... Mother is Ashli England ... Has two siblings — James and Isaiah ... Enjoys hunting, fishing and weight lifting ... Began playing football at age six ... Chose Georgia Tech because of academics, history of school and football program ... Majoring in business administration.


CAREER HIGHS

Tackles: 1 vs. Alcorn State, Sept. 3, 2015

CAREER STATISTICS

DEFENSIVE

YEAR	G-GS	UT	AT	TT	TFL-YDS	QBS-YDS	FF/FR	PBU	INT-YDS
2015	11-0	1	0	1	0.0-0	0.0-0	0/0	0	0-0




36 OMAHRI JARRETT

AB • RFr. • 5-10 • 174
Douglasville, Ga. (New Manchester HS)

2015 (True Freshman): Did not play, redshirted ... Member of scout team.

High School: Four-year varsity starter on football team ... Team captain ... Team MVP in 2013 ... Participated in 2014 Nike Sparq Combine in Charlotte and 2014 Nike Football Training Camp ... 2014 Howard Thompson Trophy by Douglas County School System — given annually to senior football player that represents best in academics, athletics and character ... All-county in 2013 and 2014 ... All-region performer in 2014 ... Rushed for 525 yards with three touchdowns as senior ... Also had two TD receptions ... Returned four punts for touchdowns ... Accumulated more than 1,000 all-purpose yards ... Helped New Manchester win six games and make state playoffs for first time in four-year history of program ... Finished career with 2,078 rushing yards and 27 total touchdowns ... Member of Beta Club and Project Manhood — organization that helps needy in Douglas County ... Also lettered in both baseball and track, participating in 100m, 200m and long jump.

Personal: Majoring in business administration.



2 RICKY JEUNE

WR • RJr. • 6-3 • 212
Spring Valley, N.Y. (Saint Joseph Regional HS)

2015 (Redshirt Sophomore): Started all 12 games ... Led all Jackets receivers in receptions (24), yards (520) and touchdown receptions (4) ... Made first career start vs. Alcorn State (Sept. 3) ... Caught 23-yard pass from Tim Byerly - his first career reception ... Caught six-yard pass in start vs. Tulane (Sept. 12) ... Had 11-yard reception at Notre Dame (Sept. 19) ... Recorded then-career highs for receptions (four) and yards (91) at Duke (Sept. 26) ... Also hauled in first career TD against Blue Devils ... Caught three passes for 42 yards vs. North Carolina (Oct. 3) ... Recorded career-long 46-yard TD pass at Clemson (Oct. 10) ... Caught two passes for 44 yards including TD vs. Pitt (Oct. 17) ... Hauled in 33-yard catch vs. Florida State (Oct. 24) ... Set career highs for receptions (five) and yards (103) at Virginia (Oct. 31).

2014 (Redshirt Freshman): Saw action in 12 games in late-game series and on special teams ... Did not record any stats.

2013 (True Freshman): Redshirted, did not play.

High School: Saint Joseph Regional H.S. in Montvale, N.J. ... Earned three varsity letters for coach Tony Karcich ... Served one year as team captain ... Helped lead football team to two state championships ... Earned all-state honors three consecutive years ... Owns school records for receptions and receiving yards ... Also played on basketball team ... As senior, Jeune recorded 36 receptions and 10 touchdowns ... As junior in 2011, Jeune had 41 receptions for 12 touchdowns.

Personal: Son of Joseph and Bengique ... Born Dec. 3, 1993, in Nyack, N.Y. ... Has two older brothers ... Chose Georgia Tech because of football program, school and city of Atlanta ... Majoring in business administration.

CAREER HIGHS

Receptions: 5 at Virginia, Oct. 31, 2015

Receiving Yards: 103 at Virginia, Oct. 31, 2015


Touchdown Receptions: 1, four times — last vs. Georgia, Nov. 28, 2015

Longest Reception: 58 yards at Virginia Tech, Nov. 12, 2015

CAREER STATISTICS

RECEIVING

YEAR	G-GS	REC	YDS	AVG	TD	LG
2014	12-0	0	0	0.0	0	0
2015	12-12	24	520	21.7	4	58
Career	24-12	24	520	21.7	4	58



23 JALEN JOHNSON

DB • RSo. • 6-3 • 210
Oneonta, Ala. (Oneonta HS)

2015 (Redshirt Freshman): Played in 10 games, seeing action on special teams ... Made collegiate debut vs. Alcorn State (Sept. 3) ... Did not record any stats.


2014 (True Freshman): Did not play, redshirted ... Member of scout team.

High School: Oneonta H.S., 2014 ... Tore ACL and meniscus during preseason game ... Worked with trainer twice per week during rehabilitation process ... Played four seasons under coach Don Jacobs ... Served two years as team captain ... Helped lead Oneonta to Alabama state Class 4A championship games in 2011 and 2012 where it finished as runner-up ... Oneonta won state title in 2013 ... Three-star prospect by *247Sports*, *Rivals.com* and *Scout.com* ... Earned all-area honors in 2011 and 2012 ... Named all-state in 2012 and voted one of top 25 players in state of Alabama ... Caught 57 passes for 900 yards as junior while recording 88 tackles with five interceptions (two

STUDENT-ATHLETE PROFILES

returned for touchdowns) ... Named to academic honor roll ... Was also member of state championship 4x400-meter relay team in track and member of basketball team that reached state semifinals.

Personal: Full name is Jalen Ke'shawn Johnson ... Parents are James and Chastity ... Born May 25, 1996, in Birmingham, Ala. ... Has four siblings – Zac, Taya, Gia and Jag ... Undecided on major ... Chose Georgia Tech because "I can get a great education while playing the sport I love," proximity to home and coaching staff ... Began playing football at age six ... Active in cancer organizations, American Heart Society and Big Brothers/Big Sisters ... Majoring in business administration.




18 LUCAS JOHNSON

QB • Fr. • 6-3 • 200
San Diego, Calif. (Mount Carmel HS)

High School: Totaled 3,687 yards (2,571 passing, 1,166 rushing) and 40 touchdowns (26 passing, 14 rushing) as a senior, en route to first-team all-California Interscholastic Federation honors ... Powered Mount Carmel H.S. (coach John Anderson) to a 9-4 record as a senior and an appearance in the 2015 CIF Division II state championship game, the school's first title-game appearance in 30 years ... In addition to first-team all-state recognition, was also a first-team all-region honoree and the Palomar League MVP as a senior ... Was starting quarterback for North squad in 2016 Blue-Grey All-American Bowl in Tampa ... Amassed 2,104 total yards (1,456 passing, 648 rushing) and 25 touchdowns (13 passing, 12 rushing) as a junior ... Three-time first-team all-conference honoree ... Holds virtually every school record for a passer, including passing yards, touchdown passes and completion percentage ... Three-year team captain ... Was also a four-year letterwinner and three-year team captain as a shooting guard in basketball ... Two-year letterwinner and one-year team captain as a sprinter in track and field ... President of Mount Carmel's Fellowship of Christian Athletes.

Personal: Full name is Lucas Donnell Johnson ... Born Dec. 3, 1997 ... Son of Lucas "Jackie" Johnson and Cathy Johnson ... Has an older sister ... Father, Jackie Johnson, played professional football for the Tampa Bay Buccaneers ... Sister, Alix Johnson, played softball at Arizona State ... Luke started playing football at age four ... Majoring in business administration.



13 JAY JONES

QB • Fr. • 6-0 • 175
McCalla, Ala. (McAdory HS)

High School: Rated as a three-star prospect, the No. 18 overall prospect in the state of Alabama and the No. 40 athlete nationally by *Rivals.com* ... Ranked No. 4 among athletes in the state of Alabama by *Scout.com* ... Named honorable-mention all-state, second-team all-metro, second-team all-region and the Birmingham Monday Morning Quarterback Club Outstanding Player of the Year as a senior ... Threw for 1,781 yards and 21 touchdowns and rushed for 956 yards and 14 scores during senior campaign ... Completed 57-of-97 passes for 1,098 yards and six touchdowns as a junior ... Four-year letterwinner ... Four-time *AL.com* Player of the Week ... Participated in Nike Elite 11 regional event ... Named MVP of National Football Association QB Invitational.

Personal: Majoring in mechanical engineering.



11 MATTHEW JORDAN

QB • RSo. • 6-2 • 208
Fairford, Ala. (Jackson HS)

2015 (Redshirt Freshman): Played in five games ... Finished season with 161 rushing yards and two touchdowns on 37 carries ... Completed 5-of-9 passes for 94 yards with one touchdown ... Made collegiate debut vs. Alcorn State (Sept. 3) ... Rushed three times for 18 yards, including an 11-yard run ... Rushed for career-high 72 yards, including 65-yard TD run, and added 35-yard TD pass vs. Tulane (Sept. 12) ... Ran for 14 yards on two carries at Clemson (Oct. 10) ... Came on in relief of injured Justin Thomas at Miami (Nov. 21) ... Rushed for 60 yards and one touchdown, and threw for 59 yards against Hurricanes.

2014 (True Freshman): Enrolled at Georgia Tech in January 2014 and participated in spring practice ... Did not play, redshirted ... Member of scout team ... 2014-15 ACC Honor Roll.

High School: Jackson (Ala.) H.S., December 2013 ... Played four seasons of football – two years at Jackson Academy under coach Dwain Roberts and two seasons at Jackson H.S. under coach Danny Powell ... Played wide receiver and cornerback at Jackson Academy before moving to quarterback at Jackson H.S. ... Served two years as team captain ... Helped Jackson Academy win state championship in 2011 ... Led Jackson H.S. to regional titles in 2012 and 2013 ... Earned all-state honors ... Three-star recruit by *Rivals.com* ... Ranked 28th-best prospect in Alabama ... Once had 105-yard interception return for touchdown.

Personal: Full name is Matthew Shon Jordan ... Born March 15, 1996, in Mobile, Ala. ... Parents are Rodney and Lisa ... Has one older brother, Ethan ... Chose Georgia Tech because of academics, football and proximity to home ... Began playing football at age four ... Majoring in business administration.

CAREER HIGHS

Completions: 4 at Miami (Fla.), Nov. 21, 2015
Pass Attempts: 8 at Miami (Fla.), Nov. 21, 2015
Passing Yards: 59 at Miami (Fla.), Nov. 21, 2015
Passing Touchdowns: 1 vs. Tulane, Sept. 12, 2015
Longest Pass: 35 yards vs. Tulane, Sept. 12, 2015
Rushing Attempts: 28 at Miami (Fla.), Nov. 21, 2015
Rushing Yards: 72 vs. Tulane, Sept. 12, 2015
Rushing Touchdowns: 1, twice — last at Miami (Fla.), Nov. 21, 2015
Longest Rush: 65 yards vs. Tulane, Sept. 12, 2015

CAREER STATISTICS


PASSING

YEAR	G-GS	CMP	ATT	YDS	PCT	TD	INT	LG
2015	5-0	5	9	94	55.6	1	1	35

RUSHING

YEAR	G-GS	ATT	YDS	AVG	TD	LG
2015	5-0	37	161	4.4	2	65

STUDENT-ATHLETE PROFILES



44 SHAUN KAGAWA

DB • Jr. • 5-11 • 193
Hilo, Hawai'i (Kamehameha HS)

2015 (Sophomore): Played in 10 games, primarily on special teams ... Finished season with three tackles and one fumble recovery ... Recovered fumble vs. Alcorn State (Sept. 3) ... Tallied one tackle vs. Tulane (Sept. 12) ... Had one tackle vs. Pitt (Oct. 17) ... Added solo stop vs. Virginia Tech (Nov. 12).

2014 (True Freshman): Saw action in all 14 games on special teams ... Did not record any stats.

High School: Kamehameha H.S. ... Standout performer in football, basketball, tennis and track and field ... Played four seasons of football for coach Dan Lyons ... Served two years as team captain ... Played just about every skill position ... Led football team to conference championship in 2010 ... Earned first-team all-state honors as utility player in 2013 ... Three-time all-conference selection ... Chosen to play in 2013 Polynesian All-American Game ... Helped basketball team win conference titles in 2011 and 2012 ... Named conference player of the year in basketball in 2012.


Personal: Full name is Shaun Kanealii Kagawa ... Parents are Richard and Shirley ... Calls Hilo, Hawai'i, home and is first Tech scholarship player from Hawaii in at least 20 years ... Born March 7, 1995, in Knoxville, Tenn. ... First played football at age 14 ... Majoring in business administration.

CAREER HIGHS

Tackles: 1, three times — last vs. Virginia Tech, Nov. 12, 2015
Forced Recoveries: 1 vs. Alcorn State, Sept. 3, 2015

CAREER STATISTICS

DEFENSIVE										
YEAR	G-GS	UT	AT	TT	TFL-YDS	QBS-YDS	FF/FR	PBU	INT-YDS	
2014	14-0	0	0	0	0.0-0	0.0-0	0/0	0	0-0	
2015	10-0	2	1	3	0.0-0	0.0-0	0/1	0	0-0	
Career	24-0	2	1	3	0.0-0	0.0-0	0/1	0	0-0	



92 FRANCIS KALLON

DL • R Sr. • 6-5 • 294
Lawrenceville, Ga. (Central Gwinnett HS)

2015 (Redshirt Junior): Played in eight games ... Finished season with 15 tackles (nine solo) and one forced fumble ... Tallied career-high five tackles with one forced fumble vs. Alcorn State (Sept. 3) ... Added one tackle vs. Tulane (Sept. 12) ... Did not record any stats at Duke (Sept. 26) ... Had three tackles vs. North Carolina (Oct. 3) ... Recorded four tackles at Virginia (Oct. 31).

2014 (Redshirt Sophomore): Played in six games ... Had three tackles ... Tallied one tackle at NC State (Nov. 8) ... Recorded two tackles at Virginia Tech (Sept. 20) ... 2014-15 ACC Honor Roll.

2013 (Redshirt Freshman): Saw action in 10 games ... Recorded four tackles ... Had tackle in first collegiate game vs. Elon (Aug. 31) ... Registered two solo tackles vs. Syracuse (Oct. 19).

2012 (True Freshman): Redshirted, did not play ... 2012-13 ACC Honor Roll.

High School: Central Gwinnett H.S. ... Played for head coach Todd Wofford ... Rated four stars by *Rivals.com* ... Ranked as No. 18 defensive end prospect nationally and with four stars by *Scout.com* ... Finished year with 70 tackles, seven sacks, three fumble recoveries and two blocked kicks ... Recorded 19 total tackles, six tackles for loss, two sacks, two fumble recoveries and blocked punt in first two prep games, which sparked instant recruiting interest ... Outstanding student in classroom with 3.9 GPA.


Personal: Full name is Francis Gerard Kallon ... Born Feb. 2, 1994, in London, England ... Son of Francis and Rosaline Kallon ... Began playing football at age 18 ... Majoring in literature, media and communication.

CAREER HIGHS

Tackles: 5 vs. Alcorn State, Sept. 3, 2015
Forced Fumbles: 1 vs. Alcorn State, Sept. 3, 2015

CAREER STATISTICS

DEFENSIVE										
YEAR	G-GS	UT	AT	TT	TFL-YDS	QBS-YDS	FF/FR	PBU	INT-YDS	
2013	10-0	3	1	4	0.0-0	0.0-0	0/0	0	0-0	
2014	6-0	1	2	3	0.0-0	0.0-0	0/0	0	0-0	
2015	8-0	9	6	15	0.0-0	0.0-0	1/0	0	0-0	
Career	24-0	13	9	22	0.0-0	0.0-0	1/0	0	0-0	




38 AJANI KERR

DB • Fr. • 6-0 • 181
Powder Springs, Ga. (McEachern HS)

High School: Second-team all-state honoree as a senior at McEachern H.S. (coach Kyle Hockman) ... Helped lead team to 10-2 overall record and second round of Georgia 6A state playoffs ... Played for three seasons at Whitfield Academy (Mableton, Ga.) before transferring to McEachern for final prep campaign.

Personal: Full name is Ajani Kerr ... Born June 6, 1998 ... Son of Rohon and Mylinda Kerr ... Is the second of three siblings in his family ... Majoring in industrial engineering.



65 TREY KLOCK

OL • R So. • 6-4 • 285
Hummelstown, Pa. (Lower Dauphin HS)

2015 (Redshirt Freshman): Played in all 12 games, making three starts ... Made collegiate debut vs. Alcorn State (Sept. 3) ... Made first career start vs. Virginia Tech (Nov. 12) ... Started final three games of season.

2014 (True Freshman): Did not play, redshirted ... Member of scout team ... 2014-15 ACC Honor Roll.


High School: Lower Dauphin H.S., 2014 ... Earned three varsity letters playing under coach and father, Rob Klock ... Served one year as team captain ... Known best as standout tight end, but also played offensive line, defensive end, defensive tackle and even quarterback ... Led team to division and district championships in 2013 and semifinal appearance in state playoffs ... Earned numerous individual honors including PennLive All-Star Team and first-team all-state ... Selected for Big 33 Game, Pennsylvania's elite high school all-star contest ... Team finished with 13-2 record in 2013 ... Recorded 86 tackles, 21 tackles for loss, 9.5 sacks, one interception, one blocked field goal and five fumble recoveries on defense as senior ... Had 10 receptions for 112 yards and two touchdowns ... Also earned two varsity letters in basketball and two in baseball ... Earned honor roll or distinguished honor roll every grade period.

Personal: Full name is Robert Charles Klock III ... Parents are Rob and Karen Klock ... Rob played football at Shippensburg in late 1980s ... Karen played field hockey, lacrosse and ran track at Gettysburg College ... Uncle, Tom Kirchoff, played football at Lafayette and later with Philadelphia Eagles ... Uncle, Gary Strayer, played football at Mansfield ... Born Feb. 25, 1996, in Camp Hill, Pa. ... Has younger brother, Tommy ... Distant relative of Grover Cleveland ... Began playing football at age 10 ... Majoring

PLAYERS & STAFF

STUDENT-ATHLETE PROFILES

in business administration ... Chose Georgia Tech because of quality of education, atmosphere and reputation of school and football program.




63 CHET LAGOD

OL • Fr. • 6-0 • 259
Marietta, Ga. (Marist School)

High School: Earned honorable-mention all-state recognition as a senior ... Also garnered all-county and all-district honors for performance during final prep season at Marist (coach Alan Chadwick) ... Named Marist's most valuable lineman as a senior ... Three-year letterwinner ... Team captain ... Helped lead Marist to district championship as a sophomore in 2013 ... Honor roll student ... Also played one season of lacrosse.

Personal: Full name is Chester Joseph Lagod ... Born Sept. 25, 1997 ... Son of Randy and Ladonna Lagod ... Oldest of three siblings ... Father, Randy, played football at Jacksonville State ... Grandfather, Chester Lagod, was a two-time football all-American at Chattanooga and went on to play for the New York Giants ... Chet Lagod was honored as a member of UTC's All-Century football team in 2003 ... Chet followed in the family tradition and began playing football at age eight ... Majoring in business administration ... Aspires for a career in investment banking.



37 MIKELL LANDS-DAVIS

WR • So. • 5-11 • 208
Douglasville, Ga. (Alexander HS)

2015 (True Freshman): Played in seven games, making three starts ... Redshirt lifted prior to North Carolina game (Oct. 3) ... Rushed for 40 yards on 18 carries and caught seven passes for 69 yards with one touchdown ... Made collegiate debut vs. Tar Heels, rushing three times for 18 yards ... Caught two passes for 24 yards, including 19-yard touchdown ... Registered two receptions for 37 yards at Clemson (Oct. 10) ... Made first career start vs. Pitt (Oct. 17), rushing once for seven yards and catching one pass for 10 yards ... Started at A-back vs. Florida State (Oct. 24), rushing three times for eight yards.

High School: Lettered one year for head coach Reginald Burnett at Mount Vernon Presbyterian School as slot receiver and middle linebacker ... Lettered three years for head coach Matt Combs at Alexander High School as running back and safety ... Was two-year captain at Alexander H.S. ... Also lettered four years in basketball ... Four-year starter for basketball team ... Ran one season of track at both Mount Vernon and Alexander ... Led Mount Vernon to 2011 state basketball title ... Was 2014 first-team All-Region selection on defense and 2013 first-team selection as running back ... 2013 Douglas County Player of the Year and first-team all-state at running back ... Rushed for 607 yards and added 56 tackles as senior ... Rushed for Douglas County-record 2,374 yards and 28 touchdowns as junior ... Accounted for 1,952 all-purpose yards (971 rushing, 251 receiving) as sophomore ... Reeled in 970 receiving yards as freshman ... Finished high school career with 4,286 rushing yards, 1,871 receiving yards, 1,702 return yards and 7,999 all-purpose yards ... Amassed 65 career touchdowns.

Personal: Full name is Mikell Charles Lands-Davis ... Born April 13, 1997, in Berkeley, Calif. ... Son of Kelli Lands ... Majoring in business administration.

CAREER HIGHS

Rushing Attempts: 5 at Virginia, Oct. 31, 2015
Rushing Yards: 12 vs. North Carolina, Oct. 3, 2015
Longest Rush: 11 yards at Clemson, Oct. 10, 2015
Receptions: 2, three times — last vs. Florida State, Oct. 24, 2015
Receiving Yards: 37 at Clemson, Oct. 10, 2015
Touchdown Receptions: 1 vs. North Carolina, Oct. 3, 2015
Longest Reception: 26 yards at Clemson, Oct. 10, 2015
Kickoff Returns: 1 vs. Florida State, Oct. 24, 2015
Longest Kick Return: 1 yard vs. Florida State, Oct. 24, 2015

CAREER STATISTICS

RUSHING


YEAR	G-GS	ATT	YDS	AVG	TD	LG
2015	7-3	18	40	2.2	0	11

RECEIVING

YEAR	G-GS	REC	YDS	AVG	TD	LG
2015	7-3	7	69	9.9	1	26

KICKOFF RETURNS

YEAR	G-GS	RET	YDS	AVG	TD	LG
2015	7-3	1	1	1.0	0	1




53 JAHAZIEL LEE

OL • Fr. • 6-2 • 267
Ponchatoula, La. (Ponchatoula HS)

High School: Ranked as a three-star prospect by ESPN ... Recorded 78 tackles, 19 tackles for loss and five sacks en route to first-team all-district honors as a senior ... Named MVP of 2016 Max Emfinger All-American Bowl Game ... Three-year letterwinner at Ponchatoula H.S. (coach Hank Tierney) ... Helped lead team to 9-4 record and Louisiana 5A state quarterfinals as a senior ... Also lettered in basketball.

Personal: Majoring in civil engineering.



7 C.J. LEGGETT

BB • RSo. • 5-10 • 209
Suwanee, Ga. (North Gwinnett HS)

2015 (Redshirt Freshman): Suffered season-ending injury during preseason camp.


2014 (True Freshman): Did not play, redshirted ... Member of scout team ... 2014-15 ACC Honor Roll.

High School: North Gwinnett H.S., 2014 ... Played under coach Bob Sphire ... Rushed for 1,784 yards and 23 touchdowns on 280 carries in 2013 ... Overcame turf toe injury early in 2013 to rush for 850 yards and nine touchdowns in five playoff games ... Also caught 23 passes for 260 yards ... Led team to state runner-up finish and 13-2 record ... Began high school career at Buford H.S. in ninth grade, Chattahoochee H.S. in 10th and 11th grades before transferring to North Gwinnett ... Buford won state title freshman season ... Chattahoochee won regional title sophomore year ... Was state 6A leading rusher as senior ... Elected to 2013 North-South Game and Gwinnett County All-Star Game.

Personal: Full name is Christopher James Leggett II ... Parents are Christopher and Denise ... Born Jan. 23, 1996, in Atlanta ... Has one sibling, Alexandria ... Father, Christopher, played basketball at Princeton ... Elder Christopher Leggett is an interventional cardiologist ... Uncle, Robert Leggett, played baseball at Princeton ... Is close friends with former NFL standouts Jerome Bettis, Chris Doleman and Chuck Smith

STUDENT-ATHLETE PROFILES

... Began skiing at age two and began playing golf at age four ... Started playing football at age 10 ... Active in church and community ... Chose Georgia Tech for elite academics and strong history of football program ... Majoring in business administration.



52 TERRELL LEWIS

LB • Jr. • 6-2 • 217
Ocoee, Fla. (Ocoee HS)

2015 (Sophomore): Played in all 12 games ... Made seven tackles, including six solo stops ... Recorded career-best four tackles (all solo) vs. Alcorn State (Sept. 3) ... Saw action vs. Tulane (Sept. 12), at Notre Dame (Sept. 19) and Duke (Sept. 26) ... Tallied one tackle vs. North Carolina (Oct. 3).

2014 (True Freshman): Saw action in 11 games, primarily on special teams ... Did not record any stats.

High School: Ocoee H.S., 2014 ... Played four seasons of football at Ocoee High School under coach Dale Salapa ... Played outside linebacker, defensive end, safety, wide receiver and tight end during career ... Earned all-state honors ... As senior, made 90 tackles, 19 tackles for loss, 11 sacks, four forced fumbles, five pass break-ups, one interception and scored four touchdowns.

Personal: Full name is Terrell Ian Lewis ... Parents are Trevor and Nattalie ... Born in Orlando, Fla. ... Has one sibling, Tyler ... Began playing football at age 11 ... Biggest thrill in sports so far was earning scholarship to Georgia Tech ... Chose Georgia Tech for opportunity to get "one of the best degrees in the nation," proximity to home and chance to play in one of nation's best conferences ... Majoring in business administration.


CAREER HIGHS

Tackles: 4 vs. Alcorn State, Sept. 3, 2015

CAREER STATISTICS

DEFENSIVE

YEAR	G-GS	UT	AT	TT	TFL-YDS	QBS-YDS	FF/FR	PBU	INT-YDS
2014	11-0	0	0	0	0.0-0	0.0-0	0/0	0	0-0
2015	12-0	6	1	7	0.0-0	0.0-0	0/0	0	0-0
Career	23-0	6	1	7	0.0-0	0.0-0	0/0	0	0-0



22 CLINTON LYNCH

AB • RSo. • 6-0 • 187
Norcross, Ga. (Norcross HS)

2015 (Redshirt Freshman): Played in all 12 games, making six starts ... Finished third on team with 457 rushing yards and five touchdowns on 48 carries ... 9.5 yards per rush average was team best ... Caught 11 passes for 273 yards and three touchdowns ... Tied for team lead with eight total touchdowns scored ... Made collegiate debut vs. Alcorn State (Sept. 3) ... Rushed two times for 17 yards ... In only carry vs. Tulane (Sept. 12), ran for 45-yard TD ... Rushed two times for 25 yards and caught 28-yard pass at Notre Dame (Sept. 19) ... Rushed three times at Duke (Sept. 26) and added 35-yard reception ... Made first career start vs. North Carolina (Oct. 3) ... Rushed for 48 yards on eight touches and caught one pass for 13 yards ... Rushed one time for three yards and caught 50-yard TD pass in start at Clemson (Oct. 10) ... Rushed for 67 yards on seven carries in start vs. Pitt (Oct. 17) ... Added 52 rushing yards on six carries vs. Florida State (Oct. 24) ... Led Jackets with 132 all-purpose yards (63 rushing, 69

receiving) and three touchdowns in road loss at Virginia (Oct. 31) ... Rushed for 61 yards with touchdown and added 51 receiving yards at Miami (Nov. 21) ... Posted career highs for rushing yards (78) and attempts (8) vs. Georgia (Nov. 28).

2014 (True Freshman): Did not play, redshirted ... Member of scout team.

High School: Played four years at Norcross H.S. ... Led Norcross to back-to-back state championships in 2013 and 2014 ... Named second-team Gwinnett All-Star as wide receiver ... Played in Gwinnett All-Star Game.

Personal: Full name is Clinton Haynes Lynch ... Parents are Shelly Haynes and Clinton A. Lynch ... Born Jan. 18, 1996, in Atlanta ... Father played football at Illinois ... Majoring in business administration ... Chose Georgia Tech because it's "great school, close to home, and it's located in Atlanta".

CAREER HIGHS

Rushing Attempts: 8, twice — last vs. Georgia, Nov. 28, 2015

Rushing Yards: 78 vs. Georgia, Nov. 28, 2015

Rushing Touchdowns: 1, five times — last at Miami (Fla.), Nov. 21, 2015

Longest Rush: 49 yards at Virginia, Oct. 31, 2015

Receptions: 3, twice — last at Miami (Fla.), Nov. 21, 2015

Receiving Yards: 69 at Virginia, Oct. 31, 2015

Touchdown Receptions: 2 at Virginia, Oct. 31, 2015

Longest Reception: 50 yards at Clemson, Oct. 10, 2015

CAREER STATISTICS

RUSHING

YEAR	G-GS	ATT	YDS	AVG	TD	LG
2015	12-6	48	457	9.5	5	49

RECEIVING

YEAR	G-GS	REC	YDS	AVG	TD	LG
2015	12-6	11	273	24.8	3	50





50 JOSEPH MACRINA

LB • Fr. • 6-0 • 236
Suwanee, Ga. (Northview HS)

High School: Four-year letterwinner earned all-district and all-area honors as a senior ... Amassed 125 total tackles during final prep campaign ... Served as team captain for Northview H.S. (coach Chad Davenport) ... Named Defensive MVP of 2015 Chamber Bowl Senior All-Star Game ... Also a three-year letterwinner and team captain as a designated hitter and catcher for Northview's baseball squad ... Honor-roll student.

Personal: Full name is Joseph Vincent Macrina ... Born Jan. 18, 1998 ... Son of Joseph and Karen Macrina ... Has an older sister ... Father has a master's degree from Georgia Tech ... Started playing football in seventh grade ... Majoring in industrial engineering.


STUDENT-ATHLETE PROFILES

**50**
ANDREW MARSHALL**OL • Jr. • 6-4 • 282**
Cumming, Ga. (West Forsyth HS)**2015 (Sophomore):** Saw action on offensive line in all 12 games.**2014 (True Freshman):** Played in 10 games, including final six ACC games ... Aided Tech's offensive line that allowed just 0.79 sacks per game (1st in ACC, 2nd nationally) ... Tech ranked first nationally in rushing offense, posting school-record marks for rushing yards (4,789) and rushing yards per game (342.1) ... 2014-15 ACC Honor Roll.**High School:** West Forsyth H.S., 2014 ... Played center under coach Frank Hepler ... Helped West Forsyth win Region 6 6A state championship in 2012-13 ... Named second-team all-state selection at center in 2011 and 2012, and was first-team all-state pick in 2013 ... Also garnered multiple all-region and all-county picks ... Was named team's most valuable player in 2013 ... Standout in the classroom where he was a four-year DECA student and three-time DECA national qualifier ... Lists most memorable athletic accomplishment as beating undefeated Hillgrove in playoffs in 2011.**Personal:** Full name is Andrew Douglas Marshall ... Born Sept. 19, 1995, in Jackson, Ala. ... Parents are Sonny and Teresa ... Has two sisters, Lauren and Lindsey ... Began playing football after father convinced to take up sport at age seven ... Majoring in business administration.**34**
MARCUS MARSHALL**BB • So. • 5-10 • 212**
Raleigh, N.C. (Millbrook HS)**2015 (True Freshman):** Played in 11 games, making three starts ... Led team with 654 rushing yards, averaging 7.6 yards on 86 carries ... Also added four rushing scores ... Caught three passes for 42 yards ... Made collegiate debut vs. Alcorn State (Sept. 3), rushing for 184 yards and two touchdowns on eight carries, including runs of 49 (TD), 37, and 64 (TD) ... Marshall's 184 yards were most by Jacket since Jonathan Dwyer gained 189 vs. Wake Forest in 2009 ... Rushed for 37 yards on six carries, and had 16-yard reception vs. Tulane (Sept. 12) ... Had one carry for no gain at Notre Dame (Sept. 19) ... Rushed five times for 14 yards at Duke (Sept. 26) ... Had career-high 11 carries for 45 yards at Clemson (Oct. 10) ... Started at B-back vs. Pitt (Oct. 17) and Florida State (Oct. 24) ... Rushed for 159 yards and two touchdowns vs. Pitt, earning ACC Rookie of the Week honors ... Rushed for 69 yards vs. Florida State ... Ran for team-high 74 yards at Miami (Nov. 21).**High School:** Set school's season rushing record with 2,198 yards and 31 touchdowns for Millbrook H.S. ... Scored all 12 of Millbrook's touchdowns in state playoffs ... 2014 Conference Offensive MVP ... Named all-conference and all-Raleigh Metro as senior ... Also academic all-conference selection ... Ranks third on school's career rushing list with 3,165 ... Holds Millbrook school record for most points scored in season (186) and rushing yards in game (350 vs. Jack Britt in 2014 playoffs) ... Shares school record for most points scored in game (30) with his brother, Keith Marshall, who went on to play at Georgia ... Had 4.3 GPA.**Personal:** Majoring in business administration.**CAREER HIGHS****Rushing Attempts:** 16 vs. Florida State, Oct. 24, 2015
Rushing Yards: 184 vs. Alcorn State, Sept. 3, 2015
Rushing Touchdowns: 2, twice — last at Pitt, Oct. 17, 2015
Longest Rush: 64 yards vs. Alcorn State, Sept. 3, 2015
Receptions: 1, three times — last vs. Georgia, Nov. 28, 2015
Receiving Yards: 17 vs. Georgia, Nov. 28, 2015
Longest Reception: 17 yards vs. Georgia, Nov. 28, 2015
Kickoff Returns: 3 vs. Georgia, Nov. 28, 2015
Kickoff Return Yards: 56 at Virginia, Oct. 31, 2015
Longest Kickoff Return: 29 yards at Virginia, Oct. 31, 2015**CAREER STATISTICS**

RUSHING						
YEAR	G-GS	ATT	YDS	AVG	TD	LG
2015	11-3	86	654	7.6	4	64

RECEIVING						
YEAR	G-GS	REC	YDS	AVG	TD	LG
2015	11-3	3	42	14.0	0	17


KICKOFF RETURNS						
YEAR	G-GS	RET	YDS	AVG	TD	LG
2015	11-3	10	212	21.2	0	29

**16**
TAQUON MARSHALL**QB • So. • 5-10 • 185**
Hamilton, Ga. (Harris County HS)**2015 (True Freshman):** Played in nine games at A-back ... Ran for 58 yards on eight carries and caught three passes for 76 yards with touchdown ... Made collegiate debut vs. Alcorn State (Sept. 3) ... Had one catch for 24 yards and one rush for 18 yards ... Rushed twice for 10 yards and caught 35-yard TD pass against Tulane (Sept. 12) ... Had two carries for 11 yards at Notre Dame (Sept. 19) ... Rushed once for 11 yards and caught one pass for 17 yards at Duke (Sept. 26) ... Rushed once for 14 yards vs. Pitt (Oct. 17).**High School:** Lettered three years in football, two years in track and one year in baseball at Harris County High School ... Passed for 1,376 yards and 18 touchdowns and rushed for 1,436 yards and 12 touchdowns as senior ... First-team Class 5A All-State as athlete by Georgia Sports Writers Association ... Named 2014 All-Bi-City Offensive Player of the Year ... Named to All-Region 5-1A First Team in 2013 and 2014 ... Two-time recipient of Ironman Award (2013, 2014) ... Named first-team all-city by *Columbus Ledger* in 2013 ... Was 2014 All-Region 5-1A performer in track ... Ran 100m in 10.8 in 2014.**Personal:** Full name is TaQuon Cartorious Marshall ... Born Sept. 20, 1996, in Columbus, Ga. ... Son of William and Tiffany Marshall ... Has one older brother, TieRe ... Majoring in business administration.**CAREER HIGHS****Rushing Attempts:** 2, twice — last at Notre Dame, Sept. 19, 2015
Rushing Yards: 18 vs. Alcorn State, Sept. 3, 2015
Longest Rush: 18 yards vs. Alcorn State, Sept. 3, 2015
Receptions: 1, three times — last at Duke, Sept. 26, 2015
Receiving Yards: 35 vs. Tulane, Sept. 12, 2015
Longest Reception: 35 yards vs. Tulane, Sept. 12, 2015
Touchdown Receptions: 1 vs. Tulane, Sept. 12, 2015**CAREER STATISTICS**

RUSHING						
YEAR	G-GS	ATT	YDS	AVG	TD	LG
2015	9-0	8	58	7.2	0	18

RECEIVING						
YEAR	G-GS	REC	YDS	AVG	TD	LG
2015	9-0	3	76	25.3	1	35


STUDENT-ATHLETE PROFILES



12 CHASE MARTENSON

QB • RSo. • 6-2 • 215
Dunwoody, Ga. (Marist School)


2015 (Redshirt Freshman): Did not play.
2014 (True Freshman): Did not play, redshirted ... Member of scout team.
High School: Marist School ... Quarterbacked triple-option offense under Coach Alan Chadwick ... As senior, rushed for 1,264 yards and threw for 782 yards while scoring 21 rushing touchdowns and throwing eight scores ... Helped lead Marist to 11-3 record and regional championship, advancing to state semifinals of AAAA playoffs ... Was named team captain ... Earned all-DeKalb County senior season ... Also accomplished prep swimmer ... As senior, earned high school all-America status and swam anchor leg on Marist's state championship 200 medley relay ... Also named captain of swim team.
Personal: Full name is Chase Ryan Martenson ... Born Oct. 29, 1995 ... Parents are Marty and Colleen Martenson ... Father played football at NC State from 1982-86 ... Mother was a NC State gymnast ... Began playing football at age seven ... Has three brothers, Austin, Cannon and Cooper ... Majoring in business administration ... Chose Georgia Tech based on academics and opportunity to play college football at highest level.



96 CHRIS MARTIN

DL • Fr. • 6-1 • 271
Loganville, Ga. (Grayson HS)

High School: Rated as a three-star prospect and the nation's No. 86 defensive tackle by *Scout.com* ... Earned second-team all-state and first-team all-county honors after tallying 39 tackles, 11 tackles for loss, five sacks, a pass breakup and three fumble recoveries (one returned for a touchdown) as a senior ... Recorded 35 tackles, four tackles for loss, three sacks, a pass breakup and a forced fumble as a junior ... Selected to participate in the 2015 Georgia North-South All-Star Game and Florida-Georgia High School All-Star Football Game ... Helped lead Grayson H.S. (coach Mickey Conn) to a 13-1 overall record, appearance in the Georgia 6A state semifinals and No. 4 overall final ranking in the state by *MaxPreps* as a senior in 2015.
Personal: Full name is Christopher Jamall Martin ... Born Dec. 23, 1997 ... Son of Bryant and Arisha Martin ... Has a younger brother, Darius ... Majoring in business administration.



18 ZACH MATTHEWS

LB • RSo. • 6-2 • 187
Suwanee, Ga. (Lambert HS)

2015 (Redshirt Freshman): Played in two games ... Made collegiate debut vs. Alcorn State (Sept. 3) ... Did not record any stats.
2014 (True Freshman): Did not play ... Member of scout team ... 2014-15 ACC Honor Roll.
High School: Lettered four years in football for head coach Sid Maxwell at outside LB for Lambert H.S. ... Also lettered four years in track & field for head coach Natalie Leonard, competing in 200m, 400m, 4x400m and long jump ... Captained both teams

for one year ... Led Lambert to region runner-up finish in football as senior ... Was all-region 6-6A as senior in 400m and long jump ... Was Forsyth County Defensive Player of the Year as senior by *Forsyth County News* ... All-region 6-6A selection as senior at OLB ... Recorded eight tackles in North Fulton-Forsyth Touchdown Club Senior Bowl ... Tallied 103 total tackles as senior ... Set school-record in 400m (50.16) and long jump (20-8) as senior.

Personal: Full name is Zachary Keith Matthews ... Parents are Vince and Kim Matthews ... Born Nov. 22, 1995, in Atlanta ... Has one sister, Katherine ... Graduated No. 7 out of 563 in senior class ... Member of National Honor Society, BETA Club, Mu Alpha Theta, and Science National Honor Society ... Majoring in mechanical engineering ... Chose Georgia Tech because of its "outstanding engineering program, large alumni network, and opportunity to walk onto football team".



29 AUSTIN McCLELLAN

AB • R Sr. • 5-9 • 186
Wildwood, Fla. (Trinity Catholic HS)

2015 (Redshirt Junior): Saw action in 11 games between A-back and special teams ... Rushed three times for 26 yards vs. North Carolina (Oct. 3), including career long of 14.
2014 (Redshirt Sophomore): Did not play ... Member of scout team.
2013 (Redshirt Freshman): Saw action in three games ... Rushed two times for five yards ... Rushed one time for five yards vs. Syracuse (Oct. 19) ... Carried once for no yards vs. Alabama A&M (Nov. 23).
2012 (True Freshman): Redshirted, did not play.
High School: Trinity Catholic H.S. ... Was part of four district championships (2008-11) and state title team in 2010 ... Two-time Marion County Athlete of the Week ... Ran on 4x100m relay team that won state title in 2010.
Personal: Full name is Austin Martin McClellan ... Born Feb. 27, 1994, in Leesburg, Fla. ... Son of James and Jeanie McClellan ... Listed most memorable athletic accomplishment as winning 2010 state football title ... Began playing football at age nine ... Majoring in business administration.

CAREER HIGHS


Rushing Attempts: 3 vs. North Carolina, Oct. 3, 2015
Rushing Yards: 26 vs. North Carolina, Oct. 3, 2015
Longest Rush: 14 yards vs. North Carolina, Oct. 3, 2015

CAREER STATISTICS


RUSHING						
YEAR	G-GS	ATT	YDS	AVG	TD	LG
2013	3-0	2	5	2.5	0	5
2014	— DID NOT PLAY —					
2015	11-0	3	26	8.7	0	14
Career	14-0	5	31	6.2	0	14

PLAYERS & STAFF

STUDENT-ATHLETE PROFILES

**95**
TYLER MERRIWEATHER**DE • RSo. • 6-3 • 235**
Demopolis, Ala. (Demopolis HS)**2015 (Sophomore):** Did not play, redshirted.**2014 (True Freshman):** Played in five games ... Recorded two tackles ... Had one tackle at NC State (Nov. 8) ... Recorded one tackle in first collegiate game in season opener against Wofford (Aug. 30).**High School:** Played four years of football at Demopolis H.S. under coach Tom Causey ... Was versatile athlete, playing outside linebacker, middle linebacker and defensive end ... Was three-year team captain ... Named honorable mention all-state pick at defensive line in 2013 ... Made 41 tackles senior season, including 20 for loss and three sacks.**Personal:** Full name is Tyler Thomas Merriweather ... Born July 1, 1996, in Demopolis, Ala. ... Parents are Malcom and Hattie ... Began playing football in sixth grade ... Majoring in business administration.**CAREER HIGHS****Tackles:** 1, twice — last at NC State, Nov. 8, 2014**CAREER STATISTICS****DEFENSIVE**



YEAR	G-GS	UT	AT	TT	TFL-YDS	QBS-YDS	FF/FR	PBU	INT-YDS
2014	5-0	1	1	2	0.0-0	0.0-0	0/0	0	0-0
Career	5-0	1	1	2	0.0-0	0.0-0	0/0	0	0-0

**81**
ANTONIO MESSICK**WR • R Jr. • 6-3 • 200**
Fayetteville, Ga. (Fayette County HS)**2015 (Redshirt Sophomore):** Played in six games ... Returned one kickoff for 13 yards at Duke (Sept. 26).**2014 (Redshirt Freshman):** Saw action in five games ... Played against Wofford (Aug. 30), at Tulane (Sept. 6), Pitt (Oct. 25), Virginia (Nov. 1), NC State (Nov. 8) and Florida State (Dec. 6) ... Recorded one catch for 16 yards with TD ... First career catch was 16-yard touchdown reception at NC State (Nov. 8).**2013 (True Freshman):** Redshirted, did not play.**High School:** Fayette County, 2013 ... Played football, basketball and ran track ... Selected to play in Georgia East-West All-Star Game ... Had 95-yard touchdown run ... Named to *Prepstar* All-Southeast Region Team.**Personal:** Parents are Kirk and Jeanette Messick ... Has four siblings ... Born Dec. 21, 1994, in Riverdale, Ga. ... Previously lived in Jonesboro, Ga. ... Wants to one day be an engineer ... Enjoys playing video games, basketball and watching television ... Began playing football in seventh grade ... Majoring in business administration.**CAREER HIGHS****Receptions:** 1 at NC State, Nov. 8, 2014**Receiving Yards:** 16 at NC State, Nov. 8, 2014**Touchdown Receptions:** 1 at NC State, Nov. 8, 2014**Longest Reception:** 16 yards at NC State, Nov. 8, 2014**Kickoff Returns:** 1 at Duke, Sept. 26, 2015**Longest Kickoff Return:** 13 yards at Duke, Sept. 26, 2015**CAREER STATISTICS****RECEIVING**

YEAR	G-GS	REC	YDS	AVG	TD	LG
2014	5-0	1	16	16.0	1	16
2015	6-0	0	0	0.0	0	0
Career	11-0	1	16	16.0	1	16

KICKOFF RETURNS

YEAR	G-GS	RET	YDS	AVG	TD	LG
2014	5-0	0	0	0.0	0	0
2015	6-0	1	13	13.0	0	0
Career	11-0	1	13	13.0	0	13

**26**
DEDRICK MILLS**BB • Fr. • 5-10 • 217**
Waycross, Ga. (Ware County HS)**High School:** Two-way standout play that earned *Gwinnett Daily Post* Offensive Player of the Week recognition after rushing for 170 yards and three touchdowns on just 19 carries while also posting five tackles in a win over Brookwood during senior campaign ... Earned first-team all-state honors from the *Atlanta Journal-Constitution* and honorable-mention all-state recognition from the Georgia Sports Writers Association as a linebacker following senior campaign ... Also named Region 3-5A Offensive Player of the Year as a senior ... Recorded 96 tackles, 11 tackles for loss, an interception and three forced fumbles at linebacker while rushing for 1,211 yards and 22 touchdowns at running back during senior season ... Helped lead Ware County H.S. (coach Franklin Stephens) to 2015 Georgia 5A state semifinals ... Four-year letterwinner started every game of his high-school career ... Rushed for 584 yards en route to being a second-team all-region selection as a junior.**Personal:** Full name is Dedrick Deshon Mills ... Born Dec. 27, 1996 ... Son of Sharon Mills ... Oldest of four siblings ... Started playing football at age five ... Majoring in business administration ... Aspires for a career in sports medicine.**51**
BRANT MITCHELL**LB • So. • 6-2 • 236**
Knoxville, Tenn. (Webb School)**2015 (True Freshman):** Played in all 12 games, making three starts ... Finished rookie campaign with 36 tackles, 2.5 tackles for loss, one sack and two interceptions ... Made collegiate debut vs. Alcorn State (Sept. 3) ... Tallied three solo tackles and tackle for six-yard loss ... Had one tackle vs. Tulane (Sept. 12) ... Recorded three tackles at Duke (Sept. 26) ... Five tackles and first career interception at Clemson (Oct. 10) ... Made first career start vs. Pitt (Oct. 17), making five solo stops ... Tallied career-high nine tackles at Virginia (Oct. 31) ... Made four solo stops and scored touchdown on 32-yard interception return vs. Virginia Tech (Nov. 12).**High School:** Two-time Tennessee Mr. Football in Division II-A in 2013 and 2014 ... Named to Tennessee Division II-A All-State team as junior and senior ... All-region selection in 2013 and 2014 ... Region MVP in 2014 ... *PrepXtra* Defensive Player of the Year in 2014 ... Led Webb School to three Tennessee state championships ... During senior year, recorded 97 tackles, eight interceptions and one fumble recovery ... Returned two interceptions for touchdown ... Two-way player also played fullback, rushing for 777 yards and 12 total touchdowns ... Also was Webb School's punter, averaging 31.5 yards on 19 punts ... Named Defensive MVP of the 2012 state championship game and earned both Offensive and Defensive MVP honors in 2014 state championship game ... Rushed 12 times for 145 yards and three touchdowns and

STUDENT-ATHLETE PROFILES

added two interceptions including one for 55-yard touchdown.

Personal: Majoring in mechanical engineering.

CAREER HIGHS

Tackles: 9 at Virginia, Oct. 31, 2015

Tackles for Loss: 1.0, twice — last vs. Georgia, Nov. 28, 2015


Sacks: 1.0 vs. Georgia, Nov. 28, 2015

Interceptions: 1, twice — last vs. Virginia Tech, Nov. 12, 2015

CAREER STATISTICS

DEFENSIVE

YEAR	G-GS	UT	AT	TT	TFL-YDS	QBS-YDS	FF/FR	PBU	INT-YDS
2015	12-3	25	11	36	2.5-11	1.0-5	0/0	0	2-46




60 BRAD MORGAN

OL • RFr. • 6-4 • 282
Woodstock, Ga. (Etowah HS)

2015 (True Freshman): Did not play, redshirted ... Member of scout team ... Named Offensive Scout Team Player of the Year.

High School: Twin brother of fellow Georgia Tech signee Scott Morgan ... Lettered three years in football for head coach Dave Svehla ... Named first-team Georgia Class 6A all-state by *Atlanta Journal-Constitution* and Georgia Sports Writers Association ... Named 2014 Offensive Lineman of the Year by Cherokee County Gridiron Club ... Graded out at 93 percent during senior season ... Had 101 knockdown blocks ... Played in inaugural Cherokee County School District Senior Bowl ... Started as junior and senior ... First-team All-Region 5-6A and all-County as junior and senior ... Three-year letterwinner in wrestling ... 2013 state qualifier, finishing sixth ... Also lettered one year in track.

Personal: Majoring in business administration.




59 SCOTT MORGAN

OL • RFr. • 6-4 • 283
Woodstock, Ga. (Etowah HS)

2015 (True Freshman): Did not play, redshirted ... Member of scout team ... Named Defensive Scout Team Player of the Year ... Moved to offensive line during spring practice in 2016.

High School: Twin brother of fellow Georgia Tech signee Brad Morgan ... Lettered three years in football for head coach Dave Svehla ... Named first-team Georgia Class 6A All-State by *Atlanta Journal-Constitution* and Georgia Sports Writers Association ... Named 2014 Defensive Player of the Year by Cherokee County Gridiron Club ... First-team All-Region 5-6A ... First-team All-County ... Tallied 74 tackles, 12 tackles for loss, 7.5 sacks, one interception and five touchdowns as senior ... Played in inaugural Cherokee County School District Senior Bowl ... Started as junior and senior ... Started on freshman team at center ... Also wrestled for three years ... Led Etowah to 2013-14 Region 5-6A wrestling championship ... Also lettered one year in track.

Personal: Majoring in business administration.



68 MICHAEL MUNS

OL • RSr. • 6-4 • 278
Swainsboro, Ga. (Swainsboro HS)

2015 (Redshirt Junior): Played in two games, seeing action vs. Alcorn State (Sept. 3) and Tulane (Sept. 12).


2014 (Redshirt Sophomore): Did not play.

2013 (Redshirt Freshman): Did not see game action.

2012 (True Freshman): Redshirted, did not play.

High School: Two-time first-team all-region pick in 2010 and 2011 ... Played in CSRA Senior Bowl ... Was part of region runner-up team in 2009 and won 3AA region title in 2010 ... Invited to Under Armour All-American Combine in 2011 ... Was five-time Swainsboro H.S. Player of the Week between 2010 and 2011.

Personal: Full name is Michael Branan Muns ... Born July 16, 1994, in Augusta, Ga. ... Son of Tommy and Kathy Muns ... Has one step-brother, David ... Uncle, William Branan, attended Tech in late 1960s ... Began playing football at age seven ... Named to Honor Roll every year in high school and was an honors graduate ... Majoring in civil engineering.




56 LUCAS PATELLES

LS • Fr. • 5-8 • 211
Fayetteville, Ga. (Starr's Mill HS)

High School: Tabbed as a top 25 long snapper nationally by Kohl's Football Kicking, Punting and Snapping Camps ... Ranked as Georgia's top 5A long snapper ... Earned four letters as a long snapper at Starr's Mill H.S. (coach Chad Phillips) ... Named team's special-teams MVP as a senior ... Member of National Honor Society and Beta Club.

Personal: Full name is Lucas Patelles ... Born Nov. 22, 1997 ... Son of Lucas and Raelyn Patelles ... Has a younger sister ... Began playing football at age eight ... Majoring in business administration.



82 CHRISTIAN PHILPOTT

WR • RFr. • 6-3 • 220
Tallahassee, Fla. (North Florida Christian)

2015 (True Freshman): Did not play, redshirted ... Member of scout team.

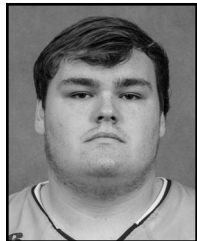
High School: Lettered three years in football for head coach Robert Craft ... Played receiver, free safety and special teams returner ... Was three-year captain ... 2014 Class 2A Player of the Year ... 2013 Class 2A All-State First Team and 2014 Class 2A All-State First Team in football ... Caught 44 passes for 902 yards and 10 touchdowns as senior ... Finished career with 111 receptions for 2,070 receiving yards and 21 touchdowns ... Played in 2014 FACA North South All-Star Game ... Caught 48-yard pass and game-winning two-point conversion ... 2014 All-Big Bend selection in football ... Also letter four years in track ... Competed in long jump, 200m, 400m, 4x100m, 4x200m and 4x400m ... Was three-year captain for track team ... Was 2013 Class 1A state champion in 200m and 2014 state champion in both 200m and

PLAYERS & STAFF

STUDENT-ATHLETE PROFILES

400m ... Named 2013 and 2014 Florida Class 1A All-State First Team in track & field ... Is North Florida Christian's school record holder in boys 200m (21.45) and 400m (48.17) ... 2013 and 2014 All-Big Bend selection in track.

Personal: Full name is Christian Monty Philpott ... Born Jan. 11, 1997, in Baltimore, Md. ... Son of Robert Jr. and Lazania Philpott ... Has one older brother, Robert III ... Majoring in business administration.



77


MATT PRUITT

OL • RFr. • 6-3 • 291
Gainesville, Ga. (Chestatee HS)

2015 (True Freshman): Did not play ... Member of scout team.

High School: Chestatee H.S. ... Lettered four seasons under head coach Bill Forman ... Team captain as junior and senior ... Played four seasons of golf and two seasons of basketball ... Named 8-AAAA all-region offensive lineman in 2013 ... Member of the National Honors Society and an AP Scholar.

Personal: Full name is Matthew Caleb Pruitt ... Parents are Kristen and Jason Pruitt ... Born Dec. 9, 1996 in Gainesville, Ga. ... Has four younger siblings, Jordan, D'Angelo, Elijah and Christian ... Chose Georgia Tech because of academics, football program and proximity to home ... Majoring in chemical and biomolecular engineering.




14

MARK REW

QB • Fr. • 6-1 • 186
Columbia, S.C. (Ben Lippen HS)

High School: Versatile athlete earned all-state recognition in football and all-region honors in soccer as a senior ... Not surprisingly, was named Ben Lippen's 2016 Athlete of the Year ... Selected to participate in 2015 South Carolina North-South All-Star Game ... Four-year football letterwinner at Ben Lippen School (coach Derek White) ... Also earned three letters in soccer (midfielder) and one in track and field (100 meters, 200 meters, 4x100-meter relay, long jump) ... Served as team captain for football and soccer squads.

Personal: Full name is Mark Mitchell Rew ... Born March 24, 1998 ... Son of Fred and Paige Rew ... Is the third of four siblings in his family ... Father, Fred, played golf at Clemson ... Enjoys mission work and was selected to lead a mission team in Nicaragua as a high-school student ... Began playing football at age four ... Majoring in business administration.



85

RYAN RODWELL

P • Rsr. • 6-2 • 207
DeLand, Fla. (DeLand HS)

2015 (Redshirt Junior): Played in 12 games as punter and holder on field goals and PATs ... Booted eight punts of 50+ yards while averaging 39.3 yards per punt on 45 tries ... Averaged 43.0 yards on two punts vs. Alcorn State (Sept. 3), including long of 47 ... Punted once for 36 yards, landing inside 20-yard line, vs. Tulane (Sept. 12) ... Punted career-high seven times for 40.4-yard average at Notre Dame (Sept. 19) ... Booted five punts for 41.2 average Duke (Sept. 26), including then-career-long 56-yard

punt ... Punted seven times for 36.1 average, including career-long of 59 yards, at Clemson (Oct. 10) ... Averaged 44.3 yards on three punts vs. Pitt (Oct. 17) ... Punted three times for 38.3 yard average vs. Florida State (Oct. 24) ... Booted 56-yard punt at Miami (Nov. 21).

2014 (Redshirt Sophomore): Played in 14 games ... Punted ACC-low 32 times for average of 40.2 yards ... Had 13 punts downed inside 20 and three over 50 yards ... Had zero punts blocked ... Punted three times for 33.7 average vs. Mississippi State in Orange Bowl (Dec. 31) ... Punted twice for 69 yards with one punt landing inside 20 vs. Florida State in ACC Championship Game (Dec. 6) ... Had three punts that averaged 41.3 yards per punt and included one touch back at Georgia (Nov. 29) ... Punted once for 45 yards vs. Clemson (Nov. 15) ... Saw action at NC State (Nov. 8) ... Booted three punts for average of 39.7 yards per punt, including 54-yard punt, vs. Virginia (Nov. 1) ... Averaged 41.5 yards per punt on two punts at Pitt (Oct. 25) ... Punted twice for total of 60 yards at North Carolina (Oct. 18) ... Had 43-yard punt that was downed inside 20 vs. Duke (Oct. 11) ... Rushed for 10 yards and Tech first down on fake punt and punted three times for 115 yards, including one punt for 50 yards, vs. Miami (Oct. 4) ... Booted career-long 55 yard punt and averaged career-high 46.8 yards per punt on four attempts at Virginia Tech (Sept. 20) ... Tied career high with five attempts and set career highs for punts inside 20 (4) and averaged 43.8 yards per punt vs. Georgia Southern (Sept. 13) ... Recorded one punt for 35 yards that landed inside 20 at Tulane (Sept. 6) ... Had two punts for 85 yards with one landing inside 20 against Wofford (Aug. 30).

2013 (Sophomore): Redshirted, did not play.

2012 (True Freshman): Played in six games ... Punted 13 times for average of 39.7 yards ... Had two punts downed inside 20 ... Took over primary punting duties in Miami game (Sept. 22) after Sean Poole went down with injury ... Served as punter for next five games ... Punted two times for average of 43.5 yards vs. Middle Tennessee State (Sept. 29) ... Had career-high five attempts, including long of 52 yards, vs. BYU (Oct. 27) ... 2012-13 ACC Honor Roll.

High School: Played for head coach Ryan Smith at DeLand H.S. ... Averaged 43.8 yards per punt as senior ... Earned all-state honors ... Rated No. 14 nationally as five-star punter by Kohl's Kicking ... Ranked 25th among ESPN's top 100 kickers in 2011 ... Also kicked for DeLand and was 33-of-36 on PATs and four-of-six on field goals ... Booted game-winner in overtime to beat Seabreeze, 20-17, in 2011 ... Career-long 45-yarder came in that game ... Reached FHSAA Class 6A state title game in 2009 ... Team won district championships in 2010 and 2011 ... Named to honor roll all four years and earned DeLand's Scholar-Athlete Award four times ... Earned school's 2010-11 Advisory Council's Academic Excellence Award.

Personal: Full name is Ryan Bruce Rodwell ... Born Oct. 26, 1993 in DeLand, Fla. ... Son of John and Diane Miller ... Has two sisters — Tasha Howard and Megan Rodwell ... Sister, Megan, plays soccer at Lynn University ... Ryan did not begin playing football until age 16 after growing up playing soccer ... Majoring in industrial engineering.

CAREER HIGHS

Punt Attempts: 7 at Notre Dame, Sept. 19, 2015

Highest Punt Average (min. 2 attempts): 46.8 at Virginia Tech, Sept. 20, 2014

Longest Punt: 59 yards at Clemson, Oct. 10, 2015

50+ Yard Punts: 2, twice — last at Miami (Fla.), Nov. 21, 2015


Punts Downed Inside 20: 4 vs. Georgia Southern, Sept. 13, 2014

CAREER STATISTICS

PUNTING

YEAR	G-GS	ATT.	YDS	AVG	TB	FC	I20	50+	BLK	LG
2012	6-0	13	516	39.7	0	3	2	1	0	52
2013	— DID NOT PLAY —									
2014	14-0	32	1,285	40.2	2	7	13	3	0	55
2015	12-0	45	1,770	39.3	0	12	14	8	0	59
Career	32-0	90	3,571	39.7	2	22	29	12	0	59

STUDENT-ATHLETE PROFILES



41 ROD ROOK-CHUNGONG

DE • R Sr. • 6-3 • 245
Silver Spring, Md. (Good Counsel HS)

2015 (Redshirt Junior): Played in 11 games, making eight starts ... Tallied 13 tackles, 2.0 tackles for loss, and one interception ... Had two solo stops vs. Tulane ... Made three tackles and career-high two tackles for loss at Clemson (Oct. 10) ... Had two tackles and first career interception at Virginia (Oct. 31) ... Tallied two tackles vs. Virginia Tech (Nov. 12).

2014 (Redshirt Sophomore): Saw action in 12 games, making six starts ... Had 18 tackles, including 15 solo, 2.5 tackles for loss and 1.5 sacks ... Registered three solo tackles, one tackle for loss, one sack, and recovered fumble in Orange Bowl win over Mississippi State (Dec. 31) ... Tallied two tackles vs. Florida State in ACC Championship Game (Dec. 6) ... Had two solo tackles vs. Clemson (Nov. 15) ... Tallied one solo tackle at NC State (Nov. 8) ... Saw action at Pitt (Oct. 25) ... Registered one solo tackle vs. Duke (Oct. 11) ... Broke up pass vs. Miami (Oct. 4) ... Had one solo tackle at Virginia Tech (Sept. 20) ... Tallied one tackle and first career sack vs. Georgia Southern (Sept. 13) ... Recorded two tackles and first career tackle for loss of five yards at Tulane (Sept. 6) ... Made first career start in first career game and tallied five tackles in season opener against Wofford (Aug. 30).

2013 (Redshirt Freshman): Did not play ... Missed season recovering from injury.

2012 (True Freshman): Redshirted, did not play ... 2012-13 ACC Honor Roll.

High School: Played for head coach Bob Milloy at Good Counsel H.S. ... Three-star *Rivals.com* recruit ... Good Counsel finished 12-0 for first undefeated season in school history ... Team captain ... Totaled 18 tackles for loss and nine sacks as senior ... First-team all-conference pick ... Consensus all-state pick and all-metro selection by *Washington Post*.


Personal: Full name is Roderick Anthony Rook-Chungong ... Born Feb. 21, 1994 ... Son of Richard Chungong Sr. and Angela Rook ... Has three siblings – Richard Jr., Larisa and Kimberly ... Wore No. 50 in high school and received number when mother was 50 years old ... Majoring in literature, media and communication.

CAREER HIGHS

Tackles: 5 vs. Wofford, Aug. 30, 2014
Tackles For Loss: 1.5 at Clemson, Oct. 10, 2015
Sacks: 1.0 vs. Mississippi State, Dec. 31, 2014
Interceptions: 1 at Virginia, Oct. 31, 2015
Pass Breakups: 1, twice — last vs. Virginia Tech, Nov. 12, 2015
Fumble Recoveries: 1 vs. Mississippi State, Dec. 31, 2014
Quarterback Hurries: 1 vs. Virginia Tech, Nov. 12, 2015

CAREER STATISTICS

DEFENSIVE									
YEAR	G-GS	UT	AT	TT	TFL-YDS	QBS-YDS	FF/FR	PBU	INT-YDS
2013	— DID NOT PLAY —								
2014	12-6	15	3	18	2.5-15	1.5-10	0/1	1	0-0
2015	11-8	8	5	13	2.0-2	0.0-0	0/0	2	1-16
Career	23-14	23	8	31	4.5-17	1.5-10	0/1	3	1-16



94 ANREE SAINT-AMOUR

DL • So. • 6-3 • 247
Suwanee, Ga. (North Gwinnett HS)

2015 (True Freshman): Played in seven games ... Finished season with eight tackles, 2.0 tackles for loss, one sack and one fumble recovery ... Made collegiate debut vs. Alcorn State (Sept. 3) ... Recorded three tackles and recovered fumble vs. Tulane (Sept. 12) ... Tallied two tackles for loss and career-first sack vs. Virginia Tech (Nov. 12).

High School: Lettered at North Gwinnett H.S. for head coach Bob Spire ... Team captain as senior ... Totaled 59 tackles, including 24 tackles for loss, 15 hurries, three sacks and four forced fumbles as senior for Region 7-6A champion North Gwinnett H.S. ... Named all-state and all-region as senior ... Had 75 tackles and four sacks as junior ... Played in 2014 Gwinnett County All-Star Game ... Led North Gwinnett to state championship game as junior in 2013.


Personal: Son of Manfred and Frednise Saint-Amour ... Older brother, Manrey, started four years on offensive line at Georgia Southern ... Majoring in industrial engineering.

CAREER HIGHS

Tackles: 3 vs. Tulane, Sept. 12, 2015
Tackles For Loss: 2.0 vs. Virginia Tech, Nov. 12, 2015
Sacks: 1.0 vs. Virginia Tech, Nov. 12, 2015
Fumble Recoveries: 1 vs. Tulane, Sept. 12, 2015
Quarterback Hurries: 1 at Miami (Fla.), Nov. 21, 2015

CAREER STATISTICS

DEFENSIVE									
YEAR	G-GS	UT	AT	TT	TFL-YDS	QBS-YDS	FF/FR	PBU	INT-YDS
2015	7-0	5	3	8	2.0-15	1.0-13	0/1	0	0-0



1 QUA SEARCY

AB • R So. • 5-11 • 174
Barnesville, Ga. (Lamar County HS)

2015 (Redshirt Freshman): Played in three games before suffering season-ending injury at Notre Dame ... Made collegiate debut vs. Alcorn State (Sept. 3) ... Had 31-yard rush and 11-yard reception ... Scored both rushing and receiving TD vs. Tulane (Sept. 12) ... Rushed six times for 35 yards and had 17-yard reception ... Rushed for 10 yards and caught 17-yard pass at Notre Dame (Sept. 19).

2014 (True Freshman): Did not play, redshirted ... Member of scout team.

High School: Was three-sport standout and played four years of football at Lamar County H.S. (coach Franklin Stephens) ... Also played basketball and ran track ... Played wide receiver on offense and in secondary on defense ... Had team-best 88 tackles, six pass break-ups, five interceptions and two defensive touchdowns ... Returned two kicks for touchdown and passed for one TD ... Had 576 receiving yards for four touchdowns and rushed for 233 yards and two TDs ... Led LCHS to 14-1 record and runner-up finish in state playoffs.

Personal: Full name is Micquavius Jordell Searcy ... Born Jan. 7, 1996, in Griffin, Ga. ... Parents are Walter and Amanda Williams ... Has six other siblings and step-siblings — Gregory Boggs, Kenya Williams, Kadeem Williams, Latonya Searcy, Lakeisha Searcy and Dontavious Searcy ... Began playing football at age nine ... Majoring in business administration.

STUDENT-ATHLETE PROFILES

CAREER HIGHS

Rushing Attempts: 6, twice — last at Notre Dame, Sept. 19, 2015
Rushing Yards: 35 vs. Tulane, Sept. 12, 2015
Rushing Touchdowns: 1 vs. Tulane, Sept. 12, 2015
Longest Rush: 31 yards vs. Alcorn State, Sept. 3, 2015
Receptions: 1, three times — last at Notre Dame, Sept. 19, 2015
Receiving Yards: 17, twice — last at Notre Dame, Sept. 19, 2015
Touchdown Receptions: 1 vs. Tulane, Sept. 12, 2015
Longest Reception: 17 yards, twice — last at Notre Dame, Sept. 19, 2015
Punt Returns: 1 vs. Alcorn State, Sept. 3, 2015

CAREER STATISTICS

RUSHING


YEAR	G-GS	ATT	YDS	AVG	TD	LG
2015	3-0	13	76	5.8	1	31

RECEIVING

YEAR	G-GS	REC	YDS	AVG	TD	LG
2015	3-0	3	45	15.0	1	17

PUNT RETURNS

YEAR	G-GS	RET	YDS	AVG	TD	LG
2015	3-0	1	-2	-2.0	0	0




29

JOSH SELEMBO

DB • RSo. • 6-3 • 183
Roswell, Ga. (Roswell HS)

2015 (Redshirt Freshman): Did not play ... Member of scout team.
2014 (True Freshman): Did not play, redshirted ... Member of scout team.
High School: Played four seasons as free safety and wide receiver at Roswell H.S. (coach John Ford) Team captain his junior and senior seasons ... Played in 2014 North Fulton/Forsyth All-star game.
Personal: Full name is Joshua David Selembo ... Parents are Jenelle and David Selembo ... Born Dec. 7, 1995 ... Has two siblings, Taylor and Ashley ... Father graduated from Georgia Tech in 1989 ... Majoring in business administration.




98

TRENT SELLERS

DL • RFr. • 6-4 • 254
Tyrone, Ga. (Sandy Creek HS)

2015 (True Freshman): Did not play, redshirted ... Member of scout team.
High School: Played four years of varsity football, earning three letters ... Defensive captain ... First-team all-region and honorable mention all-state as senior ... Recorded 81 tackles, 8.5 sacks and 29 hurries as senior ... Honorable mention all-region as junior ... Selected to play in Georgia/Florida All-Star Game ... Also lettered in baseball.
Personal: Full name is Trenton Lee Sellers ... Goes by Trent ... Born June 27, 1997, in College Park, Ga. ... Son of Lee and Lisa Sellers ... Has one older sister, Tori, and one young brother, Hunter ... Dad played football at Auburn ... Chose Georgia Tech because of the coaches, close to home, great environment and he liked the campus ... Majoring business administration.



93

ANTONIO SIMMONS

DL • Jr. • 6-3 • 235
Jacksonville, Fla. (University Christian School)

2015 (Sophomore): Played in 11 games, making three starts ... Finished season with 13 tackles, 3.0 tackles for loss, one sack, and one forced fumble ... Recorded two tackles, one sack and forced fumble vs. Alcorn State (Sept. 3) ... Added two tackles vs. Tulane (Sept. 12) ... Had two tackles, one TFL and one QB hurry at Notre Dame (Sept. 19) ... Made two solo stops and tackle for loss of four yards at Duke (Sept. 26) ... Made one solo stop and one pass break-up vs. North Carolina (Oct. 3).

2014 (True Freshman): Played in eight games ... Had five tackles, including three solo and half-tackle for loss ... Registered career-high four tackles, including half-tackle for loss of two yards, vs. Clemson (Nov. 15) ... Recorded first career tackle at NC State (Nov. 8).

High School: University Christian School, played one season of football under coach David Peland ... Had monster senior season with 50 tackles, 19.0 tackles for loss and 29.0 sacks ... Helped team to 9-3 record in 2013, including 4-0 mark in district play ... That included five-sack effort vs. Carrollwood Day and six sacks vs. Florida A&M High ... Also blocked punt ... Offensively, finished year with six catches for 108 yards (18.0 ypc) and one touchdown ... Was all-state and all-district pick in 2013.

Personal: Full name is Antonio Maurice Simmons ... Born Feb. 10, 1996, in Jacksonville, Fla. ... Parents are Antonio and Tonya ... Has three siblings ... Related to current Yellow Jacket running back Marcus Allen and former GT teammate Chris Milton ... Began playing football at age six ... Chose Georgia Tech in part because of family atmosphere on team, its proximity to home and because of football atmosphere ... Majoring in business administration.


CAREER HIGHS

Tackles: 4 vs. Clemson, Nov. 15, 2014
Tackles For Loss: 1.0, three times — last at Duke, Sept. 26, 2015
Sacks: 1.0 vs. Alcorn State, Sept. 3, 2014
Pass Breakups: 1 vs. North Carolina, Oct. 3, 2015
Forced Fumble: 1 vs. Alcorn State, Sept. 3, 2015
Quarterback Hurries: 2 at Notre Dame, Sept. 19, 2015

CAREER STATISTICS

DEFENSIVE

YEAR	G-GS	UT	AT	TT	TFL-YDS	QBS-YDS	FF/FR	PBU	INT-YDS
2014	8-0	3	2	5	0.5-2	0.0-0	0/0	0	0-0
2015	11-3	8	5	13	3.0-13	1.0-5	1/0	1	0-0
Career	19-3	11	7	18	3.5-15	1.0-5	1/0	1	0-0



6

LAMONT SIMMONS

DB • RSo. • 6-2 • 202
Jacksonville, Fla. (USC)


2015 (Redshirt Freshman, Georgia Tech): Participated in spring drills at USC in 2015 ... Transferred to Georgia Tech from USC in July 2015 ... Sat out 2015 season to satisfy NCAA transfer rules ... Will have three years of eligibility remaining.

2014 (True Freshman, USC): Redshirted, did not play ... Member of scout team.

High School: Lettered four years at defensive back and wide receiver at Raines H.S. (senior year) and Lee H.S. (freshman, sophomore and junior years) in Jacksonville, Fla. ... Made 2013 *Jacksonville Times-Union* Super 24 as senior cornerback, running back and wide receiver at Raines ... Recorded 30 tackles, one interception and four pass deflections as a senior.

STUDENT-ATHLETE PROFILES

Personal: Full name is Lamont Jason Simmons Jr. ... Born Oct. 7, 1995, in Jacksonville, Fla. ... Mother is Shantel Williams ... Uncle, Rodney Lewis, played college football at then-Memphis State from 1986-90 ... Majoring in business administration.




69 TREY SMITH

OL • RSo. • 6-4 • 270
Marietta, Ga. (Hillgrove HS)

2015 (Redshirt Freshman): Did not play ... Member of scout team.
2014 (True Freshman): Did not play ... Member of scout team ... 2014-15 ACC Honor Roll.

High School: Hillgrove H.S. ... Lettered four years as offensive lineman for head coach Phil Ironside ... Played in Cobb Senior Bowl VII ... Didn't start playing football until age 14.

Personal: Full name is Murry Dan Smith III ... Goes by Trey ... Parents are Barb and Dan Smith ... Born June 14, 1995, in Atlanta ... Has two sisters, Tessa and Heather ... Father was kicker for Georgia Tech from 1974-76 ... Majoring in international affairs.




87 QUENTIN SPEAR

WR • Fr. • 6-3 • 191
Atlanta, Ga. (KIPP Atlanta Collegiate)

High School: Two-sport all-region honoree ... Earned all-region recognition as an outside linebacker/strong safety at KIPP Atlanta Collegiate (coach Lester Jordan) ... Recorded 75 tackles and four forced fumbles on defense and hauled in three touchdown catches on offense as a senior ... Served as team captain for final two prep campaigns ... Also an honorable-mention all-region selection in basketball.

Personal: Full name is Quentin Demetrious Spear II ... Born Dec. 3, 1997 ... Son of Quentin and Celeste Spear ... Majoring in mechanical engineering.



83 BRAD STEWART

WR • So. • 6-1 • 197
Savannah, Ga. (Benedictine Military School)

2015 (True Freshman): Played in all 12 games, making five starts ... Finished rookie campaign with seven catches for 93 yards ... Made collegiate debut vs. Alcorn State (Sept. 3) ... Caught first career pass - 13-yard reception - vs. Tulane (Sept. 12) ... Saw action at Notre Dame (Sept. 19) ... Made first career start at Duke (Sept. 26) ... Caught three passes for 45 yards vs. North Carolina (Oct. 3) ... Caught 36-yard pass on fourth-down late in fourth quarter vs. Florida State (Oct. 24).

High School: Won 2014 and 2015 Ashley Dearing Award, which recognizes Savannah's most versatile male high school athlete ... Was three-sport standout at Benedictine Military School ... Lettered four years in football for head coach Danny Britt at wide receiver and defensive back ... Team captain as a senior ... Lettered four years in basketball for head coach Doug Willet at shooting guard ... Was also team captain on the hardwood as senior ... Lettered four years in baseball for head coach Kevin Farmer as center fielder ... Helped lead football and baseball teams to state championships in

2014 ... Hauled in 68 passes for 1,394 yards and 18 touchdowns during final gridiron campaign ... Named first-team all-America by *MaxPreps* and first-team all-state as senior ... Three-time all-district and all-area selection ... Also garnered all-district and all-area recognition in both basketball and baseball ... Student Body President as senior ... Vice President for National Honor Society ... Member of High Honor Roll all four years ... Ranked third in class with 4.3 GPA.

Personal: Full name is Eugene Brandon Stewart II ... Born Sept. 27, 1996, in Savannah, Ga. ... Son of Brandon and Wendy Stewart ... Has one younger sister, Sarah, and one younger brother, Gavin ... Grandfather, Jim Walsh Sr., played football at Auburn (1954-56) and uncle, Jim Walsh Jr., played football at South Carolina (1981-84) ... Lists academics as his top reason for attending Georgia Tech ... Majoring in mechanical engineering.

CAREER HIGHS

Receptions: 3 vs. North Carolina, Oct. 3, 2015
Receiving Yards: 36 vs. Florida State, Oct. 24, 2015
Longest Reception: 36 yards vs. Florida State, Oct. 24, 2015
Rushing Attempts: 1 at Duke, Sept. 26, 2015
Punt Returns: 1 at Duke, Sept. 26, 2015
Punt Return Yards: 7 at Duke, Sept. 26, 2015
Long Punt Return: 7 yards at Duke, Sept. 26, 2015

CAREER STATISTICS

RECEIVING						
YEAR	G-GS	REC	YDS	AVG	TD	LG
2015	12-5	7	93	13.3	0	36

RUSHING						
YEAR	G-GS	ATT	YDS	AVG	TD	LG
2015	12-5	1	-10	-10.0	0	0

PUNT RETURNS						
YEAR	G-GS	RET	YDS	AVG	TD	LG
2015	12-5	1	7	7.0	0	7



67 JAKE STICKLER


OL • RSo. • 6-5 • 291
Bradenton, Fla. (Manatee HS)

2015 (Redshirt Freshman): Played in two games ... Made collegiate debut vs. Alcorn State (Sept. 3) ... Saw action vs. Tulane (Sept. 12).


2014 (True Freshman): Did not play, redshirted ... Member of scout team.
High School: Was three-year starter at Manatee H.S. (coach Joe Kinnan) ... Played both offensive tackle and tight end ... Helped team to Florida 7A state championship title in 2011 ... Part of offensive line that helped Manatee average 323 yards per game rushing and score 47 rushing touchdowns in 2013 ... Team went 11-1 in 2013.

Personal: Full name is Jacob Sean Stickler ... Born Feb. 28, 1996, in Bradenton, Fla. ... Parents are Sean Stickler and Jennifer Hale ... Has three younger siblings - sisters Jordan and Makenna, and brother Griffin ... Father, Sean, played football at UCF ... Began playing football at age five when joined flag football team ... Participated in school's orchestra for seven years ... Can play seven musical instruments ... Chose Georgia Tech in part because of academic prestige that comes from earning Tech degree ... Majoring in literature, media and communication.

STUDENT-ATHLETE PROFILES

**56**
TREVOR STROEBEL**LS • Sr. • 6-4 • 218**
Saukville, Wis. (Cedarburg HS)**2015 (Junior):** Did not play while recovering from offseason injury.**2014 (Sophomore):** Played in all 14 games as Tech's short snapper ... Did not record any stats ... 2014-15 ACC Honor Roll.**2013 (True Freshman):** Played in six games ... Was forced into action in fourth game of season, nationally-televised Thursday night game vs. Virginia Tech (Sept. 26) ... Handled duties without flaw against the Hokies ... Made first special teams 'start' next week at Miami (Oct. 5) ... After watching from sidelines over next four games, took over snapping duties once again for final four games of season ... 2013-14 ACC Honor Roll.**High School:** Earned three varsity letters playing at Cedarburg H.S. (coach Brian Leair) ... Played long snapper and center ... Helped lead team to three playoff appearances ... 2010 team finished state runner-up ... 2011 squad won conference title ... Earned high (academic) honors four years ... National Honor Society.**Personal:** Full name is Trevor Ronald Stroebel ... Parents are Duey and Laura ... Duey is Wisconsin state legislator ... Born Jan. 31, 1995, in Milwaukee ... Has seven siblings - Spencer, Maggie, Stewart, Mitchell, Lewis, Wesley and Mary ... Spencer was on Princeton crew team from 2008-12 ... Maggie is currently on Princeton crew team ... Wants to one day become politician ... Chose Georgia Tech because of athletics and academics ... Enjoys snowmobiling, which may not be easy to do in Atlanta ... Began long-snapping duties at age seven ... Majoring in business administration.**4**
BRADY SWILLING**QB • R.Jr. • 6-2 • 222**
Chatsworth, Ga. (North Murray HS)**2015 (Redshirt Sophomore):** Played in two games as a B-back ... Amassed 67 rushing yards on 13 carries with one touchdown ... Made collegiate debut vs. Alcorn State (Sept. 3) ... Rushed seven times for 18 yards with one TD ... Rushed six times for 49 yards vs. Tulane (Sept. 12).**2014 (Redshirt Freshman):** Did not play ... Member of scout team.**2013 (True Freshman):** Redshirted, did not play.**High School:** Played quarterback for four years at North Murray H.S. (coach David Gann) ... Served two years as team captain for school that was established in 2009 ... Earned all-area, all-region and honorable mention all-state honors as senior ... Played in North/Central All-Star Game ... Passed for 1,519 yards and rushed for 1,500 yards as senior ... Rushed for 12 touchdowns and passed for 11 TDs as senior ... Rushed for 238 yards in one game ... Also played basketball and ran track for four years ... Was regional champion and finished third in state high jump in 2012 ... Also won regional crown in high jump in 2013.**Personal:** Full name is Brady Keith Swilling ... Parents are Keith and Tracy ... Born Nov. 3, 1994, in Dalton, Ga. ... Has one sibling, Kelsey ... Father, Keith, played football at Furman in late 1980s ... Uncle, Hugh, played quarterback for Paladins in early 1990s ... Began playing football at age nine ... Majoring in business administration.**CAREER HIGHS****Rushing Attempts:** 7 vs. Alcorn State, Sept. 3, 2015**Rushing Yards:** 49 vs. Tulane, Sept. 12, 2015**Rushing Touchdowns:** 1 vs. Alcorn State, Sept. 3, 2015**Longest Rush:** 27 yards vs. Tulane, Sept. 12, 2015**CAREER STATISTICS****RUSHING**

YEAR	G-GS	ATT	YDS	AVG	TD	LG
2015	2-0	13	67	5.2	1	27

**5**
JUSTIN THOMAS**QB • RSr. • 5-11 • 185**
Prattville, Ala. (Prattville HS)**2014 CAPITAL ONE ORANGE BOWL MVP****2014 ALL-ACC, SECOND TEAM** (*Phil Steele, coaches*)**2014 ALL-ACC, THIRD TEAM** (ACSMAs)**2015 (Redshirt Junior):** Voted one of three team captains by teammates after Week 3 of season ... Started all 12 games at quarterback ... Ranked second on team with 488 rushing yards on team-high 145 attempts, while tying for team lead with six rushing touchdowns ... Threw for 1,345 yards on 75-of-180 passing with 13 touchdowns and eight interceptions ... Completed 3-of-4 passes for 54 yards and TD in start vs. Alcorn State (Sept. 3), only playing first quarter ... Ran for 71 yards and TD, while completing 7-of-9 passes for 97 yards and two touchdowns vs. Tulane (Sept. 12) ... Rushed for 27 yards and threw for 121 yards and two scores at Notre Dame (Sept. 19) ... Threw for 143 yards and one TD, while rushing for 58 yards and a score at Duke (Sept. 26) ... Threw first interception of season in Week 4 at Duke (Sept. 26) ... Rushed for 56 yards and two touchdowns, while throwing for 162 yards and one score vs. North Carolina (Oct. 3) ... Completed 6-of-14 passes for 159 yards and two touchdowns at Clemson (Oct. 10) ... Rushed for 95 yards and passed for 106 more vs. Pitt (Oct. 17) ... Threw for 67 yards and rushed for 88 yards and one touchdown vs. Florida State (Oct. 24) ... Recorded career and Paul Johnson era highs for completions (13) and attempts (31) along with season-high 251 passing yards in road loss at Virginia (Oct. 31) ... Rushed for 52 yards and threw for 97 more vs. Virginia Tech (Nov. 12).**2014 (Redshirt Sophomore):** Started all 14 games ... Team captain ... Named to second-team all-ACC by league's head coaches and third-team all-ACC by media ... Had five 100-yard rushing games and nine 100-yard passing games ... Sixth Tech QB to rush for 1,000 career rushing yards ... Rushed 190 times for team-best and career-high 1,086 yards (5.7 yards per carry) and eight TDs ... Completed 96-of-187 passes (.513) for 1,719 yards and 18 touchdowns ... Rushed for 121 yards on 14 carries with career-high three TDs in Orange Bowl win vs. Mississippi State (Dec. 31) ... Also threw for 125 yards and one TD on 7-of-12 passing ... Named Capital One Orange Bowl MVP after scoring two third-quarter TDs to secure Tech's win ... Rushed for 104 yards and completed 8-of-14 passes for 134 yards and one TD vs. Florida State in ACC Championship game (Dec. 6) ... Threw six completions for 64 yards and one touchdown pass and rushed for 34 yards at Georgia (Nov. 29) ... Rushed 11 times for 46 yards, including career-long rush of 65 yards, while completing eight passes for 102 yards and one touchdown vs. Clemson (Nov. 15) ... Became sixth Tech QB to rush for 1,000 career yards after recording 60 rushing yards and one touchdown at NC State (Nov. 8) ... Went 5-for-6 passing for 47 yards at NC State ... Threw seven completions for 141 yards and three touchdowns vs. Virginia (Nov. 1) ... Became fifth Georgia Tech quarterback to rush for more than 700 yards in season after rushing for 92 yards and one touchdown at Pitt (Oct. 25) ... Also completed five passes for 147 yards and threw career-long 79-yard touchdown pass to Charles Perkins at Pitt ... Completed 8-for-18 passes for 235 yards and three touchdowns and rushed for 36 yards at UNC (Oct. 18) ... Recorded third 100-yard rushing game with 15 carries for 119 yards and one touchdown while throwing six completions for 61 yards vs. Duke (Oct. 11) ... Had 13 rushing attempts for 27 yards and went 4-for-7 for 53 yards vs. Miami (Oct. 4) ... Named ACC's Offensive Back of the Week after rushing for career-high 165 yards on 22 carries and one touchdown, and completing 7-of-18 passes for 125 yards and one touchdown at Virginia Tech (Sept. 20) ... Recorded 325 yards of total offense, 137 rushing yards, threw four touchdowns and rushed for one vs. Georgia Southern (Sept. 13) ... Carried 10 times for 70 yards including 27-yard rush and threw three

STUDENT-ATHLETE PROFILES

completions for 15 yards at Tulane (Sept. 6) ... In first career start, recorded 353 yards of total offense while setting a career high in passing yards (282) against Wofford (Aug. 30).

2013 (Redshirt Freshman): Played in 10 games as back-up to starter Vad Lee ... Rushed 33 times for 234 yards (7.1 ypa) and two touchdowns ... Completed 9-of-17 passes (.529) for 131 yards and one touchdown ... Had five rushing attempts for 53 yards and one touchdown in first collegiate game vs. Elon (Aug. 31) ... Completed all four passing attempts for 30 yards and one touchdown at BYU (Oct. 12) ... Carried 10 times for 95 yards and touchdown vs. Syracuse (Oct. 19) ... Rushed three times for 23 yards and completed 2-of-3 passes for 27 yards at Clemson (Nov. 14).

2012 (True Freshman): Redshirted, did not play.

High School: Played for head coach Jamey DuBose at Prattville H.S. ... Ranked as four-star prospect and No. 19 all-purpose athlete in country by *Rivals.com* ... Led Prattville to Class 6A state championship in 2011 ... Was named MVP of state championship game ... Completed 66 percent of passes for 1,652 yards and 13 touchdowns and rushed for 896 yards and seven TDs ... Ranked second in state in total offense and fourth in passing ... Won Alabama state 4A-6A championship in 100-meters with time of 10.79 second ... Also played basketball and baseball at Prattville ... Won basketball regional titles in 2010 and 2011.

Personal: Full name is Justin Micheal Bryant Thomas ... Born March 15, 1994, in Montgomery, Ala. ... Son of Milton and Tanya Thomas ... Has three siblings – Blake, Paige and Krissy ... Cousin, Quentin Riggins, played linebacker at Auburn (1986-89) ... Lists winning 6A state football title and three world series titles in travel baseball as most memorable athletic achievements ... Majoring in business administration.

CAREER HIGHS

Completions: 13 at Virginia, Oct. 31, 2015
Pass Attempts: 31 at Virginia, Oct. 31, 2015
Passing Yards: 282 vs. Wofford, Aug. 30, 2014
Passing Touchdowns: 4 vs. Georgia Southern, Sept. 13, 2014
Longest Pass: 79 yards at Pitt, Oct. 25, 2014
Rushing Attempts: 24 at Duke, Sept. 26, 2015
Rushing Yards: 165 at Virginia Tech, Sept. 20, 2014
Rushing Touchdowns: 3 vs. Mississippi State, Dec. 31, 2014
Longest Rush: 65 yards vs. Clemson, Nov. 15, 2014
Passing Efficiency: 275.25 vs. Wofford, Aug. 30, 2014

CAREER STATISTICS

PASSING

YEAR	G-GS	CMP	ATT	YDS	PCT	TD	INT	LG
2013	10-0	9	17	131	52.9	1	2	36
2014	14-14	96	187	1,719	51.3	18	6	79
2015	12-12	75	180	1,345	41.7	13	8	58
Career	36-26	180	384	3,195	46.9	32	16	79

RUSHING

YEAR	G-GS	ATT	YDS	AVG	TD	LG
2013	10-0	33	234	7.1	2	50
2014	14-14	190	1,086	5.7	8	65
2015	12-12	145	488	3.4	6	60
Career	36-26	368	1,808	4.9	16	65

Chose Georgia Tech because of prestige, tradition, education and proximity to home ... Majoring in business administration.



47 SHEA UNDERWOOD

K • Fr. • 5-10 • 157
Young Harris, Ga. (Towns County HS)

High School: Decorated special-teams performer earned all-America honors from *Kicking World* as a punter following senior campaign ... Also named an all-state punter by Oglesby Kicking Academy ... Two-time all-region honoree as a kicker and punter ... Selected to participate in 2015 Georgia North-South All-Star Game and Fellowship of Christian Athletes East-West All-Star Game ... Set new school record with 48-yard field goal as a senior, breaking the record that he set with a 46-yarder as a sophomore ... Versatile athlete also contributed at running back, wide receiver and safety ... Scored a 60-yard touchdown on first-career carry as a sophomore in 2013 ... Earned four letters and was a two-year captain in both football and soccer ... Class valedictorian ... Served as class officer ... Participated in 2015 Washington Youth Tour ... Earned second place in Future Business Leaders of America's state entrepreneurship competition.

Personal: Full name is Shea Brian Underwood ... Born Feb. 6, 1998 ... Son of Brian and Mildred Underwood ... Has an older brother ... After spending much of his youth focusing on soccer, began playing football in eighth grade ... Is an active member of his church ... Enjoys fishing and mountain biking ... Major is undecided but aspires for a career as an engineer.




73 TYLER VERNON

DE • Fr. • 6-3 • 231
Hoschtton, Ga. (Mill Creek HS)

High School: Named second-team all-state, first-team all-county and first-team all-region after leading Gwinnett County and setting a single-season school record with 17 sacks as a senior ... 17 sacks in 2015 broke his own school record of 14 that he compiled as a junior ... Also holds single-game school record with five sacks ... Helped lead Mill Creek H.S. (coach Shannon Tarvis) to back-to-back region championships as a junior and senior ... Lettered three times in both football and track and field in both the shotput and discus.

Personal: Full name is Tyler Nicholas Vernon ... Born Oct. 5, 1997 ... Son of Paul and Anita Vernon ... Has a younger brother ... Cousin, Blake Wood, was an all-ACC pitcher at Georgia Tech and is currently a member of the Cincinnati Reds ... Tyler started playing football at age six ... Majoring in biology.




32 CHRIS TURNER

AB • RFr. • 6-0 • 200
Milton, Ga. (Milton HS)

2015 (True Freshman): Did not play, redshirted ... Member of scout team.
High School: Lettered two years at Milton H.S. for head coach Howie DeCristofaro ... Played running back ... Team captain as senior ... Named 5-AAAAA all-region honorable mention in 2014.


Personal: Full name is Christopher M. Turner ... Parents are Janet and Michael Turner ... Born Oct. 26, 1996 in Detroit, Michigan ... Has one older brother, Benjamin ...

STUDENT-ATHLETE PROFILES

**24**
BRYCE VICKERS**DB • Fr. • 6-0 • 192**
Nashville, Tenn. (Father Ryan HS)

High School: Played wide receiver, running back, quarterback, safety and corner back at Father Ryan H.S. (coach Bruce Lussier) ... Named all-region as a wide receiver following senior campaign ... Led division in all-purpose yardage as a senior ... Selected to participate in 2016 Tennessee-Kentucky Border Bowl ... Track standout was part of state-champion 4x200-meter relay team ... Was an honor-roll student throughout high school ... Served as president of the Nashville chapter of Jack and Jill of America.


Personal: Full name is Bryce Kelvin Vickers ... Born July 21, 1998 ... Son of Frank and Mia Vickers ... Has a younger sister ... Father, Frank, ran track at Memphis ... Enjoys stepping and lists his most memorable no-athletic accomplishment as winning the Jack and Jill step show in 2014 ... Began playing football at age 10 ... Majoring in civil engineering ... Aspires for a career in architecture or acting.

**4**
DORIAN WALKER**DB • RFr. • 6-0 • 187**
Kennesaw, Ga. (Mt. Paran Christian School)

2015 (True Freshman): Did not play, redshirted ... Member of scout team.

High School: Rushed for 2,262 yards and 34 touchdowns to help Mt. Paran Christian win first state title for Cobb County school in 40+ years ... Ran for 215 yards and three scores in Class A private school state title game at Georgia Dome ... Named MVP of 2014 state championship game ... 2014 *Marietta Daily Journal* Offensive Player of the Year ... First-team all-state and all-county as senior ... 2014 Georgia Class A and Region 6-1A Offensive Player of the Year ... Dad studied engineering at Georgia Tech.

Personal: Majoring in business administration.


**21**
QUAIDE WEIMERSKIRCH**BB • RFr. • 6-0 • 217**
Pace, Fla. (Pace HS)

2015 (True Freshman): Did not play, redshirted ... Member of scout team ... Was one of four signees to enroll early in January 2015 ... Participated in spring drills.

High School: Lettered three years in football at running back and two years in track ... Also played one season in baseball as center fielder ... Led Pace to 2013 football district title ... Named 2013 and 2014 Florida Class 6A All-State First Team, All-Panhandle, Regional Elite First Team, Regional Elite Underclassman of the Year in 2013, 2013 and 2014 *Pensacola News Journal* Offensive Player of the Year, 2013 and 2014 Florida Athletic Coaches Association All-District Team ... Set Pace single-game (451 yards) and season (2,308) rushing records as junior ... Rushed for 1,792 yards and 23 TDs as senior ... Also owns Pace's career rushing record (4,865) and career rushing TDs (59) ... 5,983 career all-purpose yards and three kick returns for TD.


Personal: Full name is Quaide Braxton Weimerskirch ... Born July 23, 1996 in Lafayette, Ind. ... Son of Todd and Carrie Weimerskirch ... Youngest of four children ... Has two older sisters – Kristi and Shawna – and one older brother, Colton ...

2014 Pace H.S. Homecoming King ... Member of Honor Roll and Athletic Council ... Majoring in business administration.

**74**
JOSH WHITE**DE • Fr. • 6-4 • 225**
Marietta, Ga. (Walton HS)

High School: Despite playing the position for only one season, was ranked as the No. 13 defensive end in the state of Georgia by *Scout.com* ... Earned all-county recognition as a senior ... Recorded five sacks versus South Gwinnett in first game at DE as a senior in 2015 ... Began high-school career as a very successful quarterback, garnering scholarship offers as a signal-caller before moving to defensive end and tight end prior to final prep campaign ... Earned four letters and was a team captain at Walton H.S. (coach Mo Dixon).

Personal: Full name is Joshua Elijah White ... Born March 5, 1998 ... Son of Danny and Tara White ... Youngest of three siblings ... Father, Danny, played football at Army West Point ... Brother, Chivas, played football at Miles College ... Father earned an MBA from Georgia Tech ... Inspired by his brother's football success, Josh began playing the game at age four ... Is an active member of Fellowship of Christian Athletes Majoring in business administration ... Aspires to be the CEO of a major company.

**64**
JAKE WHITLEY**OL • RSo. • 6-4 • 280**
North Augusta, S.C. (North Augusta HS)

2015 (Redshirt Freshman): Played in one game, seeing action vs. Alcorn State (Sept. 3).

2014 (True Freshman): Redshirted, did not play ... Member of scout team.

High School: Three-year starter at North Augusta H.S. (coach Dan Pippin) ... Started at both guard and tackle ... Was voted team captain in 2013 ... Senior class compiled combined record of 56-11 ... Was three-time all-region and all-state selection ... Ranked 55th nationally at guard by *ESPN.com* ... Nominated to both Shrine Bowl (South Carolina vs. North Carolina) All-Star Game and Border Bowl (South Carolina vs. Georgia).

Personal: Full name is Jake Wolfe Whitley ... Born July 6, 1996 in Augusta, Ga. ... Parents are John III and Nancy ... Has older brother, Jackson ... Jackson was drafted by Los Angeles Angels out of high school in 13th round in 2011 and played in team's minor league system for two years ... Distant relative of country music singer Keith Whitley ... Has participated in North Augusta's AMP (athlete mentoring program) ... Has served as volunteer football camp instructor for AthElite training program, headed by Ryan Bowers, a former Atlanta Falcon ... Chose Georgia Tech in part because of educational opportunity, great football program and coaches, and familiarity with Tech's offensive system ... Majoring in business administration.



66 MITCH WILLIAMS

DL • R Jr. • 6-2 • 220
Alpharetta, Ga. (Milton HS)


2015 (Redshirt Sophomore): Played in one game, recording one tackle vs. Alcorn State (Sept. 3).

2014 (Redshirt Freshman): Did not play ... Member of scout team.

2013 (True Freshman): Redshirted, did not play.

High School: Milton HS, 2013 ... Played three seasons of football, including one year as team captain ... Played defensive end for head coach Howie DeCristofaro ... Placed third in state 6-A weightlifting tournament ... Graduated with honors.

Personal: Full name is Mitchell Robert Williams ... Born Jan. 3, 1995, in Alpharetta, Ga. ... Son of Wes and Julie Williams ... Has one sister, Colleen ... Comes from athletic family ... Grandfather, Garland "Bulldog" Williams, played at Georgia and was on Orange, Rose and Sugar Bowl teams — one of just three people to have played on winning teams in all three of those bowl games ... Went on to play later with Brooklyn Dodgers and Chicago Hornets ... Father, Wes, graduated from Georgia Tech in 1988 and was manager for Yellow Jackets football team from 1983-88 ... Wes also played entire college career for Tech junior varsity team ... Mitch was born premature — 10 weeks early and weighed just 3.5 pounds at birth ... Began playing football at age five ... Majoring in industrial engineering.




69 NICK WILLIAMS

DL • R Fr. • 6-2 • 270
Johns Creek, Ga. (Chattahoochee HS)

2015 (True Freshman): Did not play, redshirted ... Member of scout team.

High School: Lettered four years along D-Line and O-Line at Chattahoochee H.S. (coach Terry Crowder) ... Served as team captain for one year ... Member of Chattahoochee's 2010 state title and 2011 regional title teams ... Was first-team all-region and all-Fulton defense in 2014 ... Played in 2014 North Fulton-Forsyth Touchdown Club All-Star Game ... Became varsity starter at 14 ... Also lettered in wrestling.

Personal: Full name is Nicholas Michael Williams ... Born Aug. 18, 1996, in Cleveland, Ohio ... Parents are Michael and Ceray ... Has one younger brother, Chris ... Considering major in pre-med and industrial engineering ... Chose Georgia Tech because of its "great history of academic and athletic success, the coaching staff, and family atmosphere" ... Hobbies include playing guitar and badminton ... Majoring in industrial engineering.



3 ISIAH WILLIS

AB • R Sr. • 5-9 • 195
Marietta, Ga. (Lassiter HS)

2015 (Redshirt Junior): Former walk-on put on scholarship prior to season ... Played in all 12 games, making 10 starts at A-back ... Rushed for 169 yards on 32 attempts with one touchdown ... Caught six passes for 101 yards ... Against Alcorn State (Sept. 3), posted first career TD (1-yard run) ... Broke off 13-yard run vs. Tulane (Sept. 12) ... Caught two passes for 16 yards at Notre Dame (Sept. 19) ... Rushed twice

for seven yards at Duke (Sept. 26) ... Rushed nine times for season-high 40 yards and caught 40-yard pass vs. North Carolina (Oct. 3).

2014 (Redshirt Sophomore): Saw action in nine games ... Rushed twice for 18 yards at NC State (Nov. 8) ... Saw action against Wofford (Aug. 30), at Tulane (Sept. 6) and final seven games of season ... Played in Orange Bowl, but did not record any stats ... 2014-15 ACC Honor Roll.

2013 (Redshirt Freshman): Saw action in three games — vs. Elon (Aug. 31), Syracuse (Oct. 19) and Alabama A&M (Nov. 23) ... Had two rushes for 22 yards with long run of 14 yards, all coming vs. Alabama A&M ... 2013-14 ACC Honor Roll.

2012 (True Freshman): Redshirted, did not play ... 2012-13 ACC Honor Roll.

High School: Lassiter H.S. ... Was all-Cobb County selection at running back ... Played in Cobb County Senior Bowl and was game's leading rusher ... Also competed on track team ... Member of class that graduated as winningest class in school history ... Was member of 4x400 relay that won region title in 2012.

Personal: Full name is Isiah Willis III ... Born Aug. 25, 1994, in Atlanta ... Son of Isiah Willis Jr. and Tamela Willis ... Has two siblings — Taylor and Jade ... Majoring in economics.

CAREER HIGHS

Rushing Attempts: 9 vs. North Carolina, Oct. 3, 2015

Rushing Yards: 40 vs. North Carolina, Oct. 3, 2015

Rushing Touchdowns: 1 vs. Alcorn State, Sept. 3, 2015

Longest Rush: 14 yards, twice — last vs. Florida State, Oct. 24, 2015

Receptions: 2, twice — last vs. Virginia Tech, Nov. 12, 2015

Receiving Yards: 40 vs. North Carolina, Oct. 3, 2015

Longest Reception: 40 yards vs. North Carolina, Oct. 3, 2015

CAREER STATISTICS

RUSHING

YEAR	G-GS	ATT	YDS	AVG	TD	LG
2013	3-0	2	22	11.0	0	14
2014	9-0	2	18	9.0	0	9
2015	12-10	32	169	5.3	1	14
Career	24-10	36	209	5.8	1	14

RECEIVING

YEAR	G-GS	REC	YDS	AVG	TD	LG
2013	3-0	0	0	0.0	0	0
2014	9-0	0	0	0.0	0	0
2015	12-10	6	101	16.8	0	40
Career	24-10	6	101	16.8	0	40



61 CASEY WILSON


LS • R So. • 6-2 • 215
Tucker, Ga. (Saint Pius X)

2015 (Redshirt Freshman): Played in all 12 games as long snapper on punts ... Made collegiate debut vs. Alcorn State (Sept. 3).

2014 (True Freshman): Did not play, redshirted ... Member of scout team.

High School: Lettered three years at St. Pius X H.S. (coach Paul Standard) ... Played long snapper ... Played three seasons of lacrosse ... Listed as Top 12 long snapper by Rubio Long Snapping in 2014.

Personal: Full name is Casey Joseph Wilson ... Parents are Carol and Tim Wilson ... Born Aug. 23, 1995 in Tucker Ga ... Has two older brothers, Timmy and Patrick ... Patrick played football at Gardner Webb ... His brother Timmy and his uncle Tom also attended Georgia Tech ... Majoring in business administration.



78

JORDAN WOODS

DL • Fr. • 6-4 • 262
Citra, Fla. (North Marion HS)

High School: Rated as a four-star prospect and the nation's No. 14 weak-side defensive end by *Rivals.com* ... Tabbed as the No. 9 defensive end in the state of Florida by *Scout.com* ... Earned first-team all-state honors after recording 65 tackles, 26 tackles for loss, 9.5 sacks, a forced fumble and two fumble returns for touchdowns as a senior in his only season at North Marion H.S. (coach Stephen Field) ... Helped lead North Marion to an appearance in the Florida 5A regional semifinals ... Played his first three high-school seasons at Trinity Catholic H.S. (coach John Brantley III), where he garnered second-team all-state recognition after tallying 75 tackles and 16.5 sacks as a junior.

Personal: Full name is Jordan E'Lohn Woods ... Born May 16, 1997 ... Son of Reginald and Tijuana Woods ... Is the youngest of three siblings ... Began playing football at age four ... Majoring in environmental engineering ... Aspires to develop alternative energy.

COACHES AND SUPPORT STAFF



HEAD COACH PAUL JOHNSON



PAUL JOHNSON

HEAD COACH

WESTERN CAROLINA, 1979
NINTH SEASON AT GEORGIA TECH
@GTPAULJOHNSON

Named Atlantic Coast Conference Coach of the Year three times, Paul Johnson has led Georgia Tech to seven bowl games and three ACC Championship Game berths while rewriting the record books with his spread option offense. Johnson is in his ninth year with the Yellow Jackets and 20th overall as a head coach.

The only person ever named ACC Coach of the Year in his first two seasons in the league, Johnson has compiled a record of 61-44 in eight seasons on The Flats. Johnson won more games in his first six seasons than any coach in Georgia Tech history, which includes legendary John Heisman.

In 19 years overall as a head coach, with previous stops at Georgia Southern and Navy, Johnson owns a career record of 168-83. Among active FBS coaches, Johnson ranks fifth in number of victories.

Johnson is now the longest-tenured head coach in the conference as he enters his ninth season in Atlanta. (Duke's David Cutcliffe was hired a week after Johnson in December 2007.) Only seven Power 5 coaches have been at their current school longer than Johnson, whose career at Georgia Tech has spanned longer than any coach since Bobby Dodd retired in 1966.

The mastermind behind Georgia Tech's high-octane spread option offense, Johnson's teams have ranked in the top eight nationally in rushing offense each of his eight seasons, including a school-record 342.1 yards-per-game average in 2014, which led all FBS teams that season.

The 2015 season was defined by a decimating string of injuries, but Georgia Tech remained competitive throughout the year against a difficult schedule. Six losses came by eight or fewer points.

Last October, the team provided one of the iconic moments in the program's history as Lance Austin returned a blocked field goal as time expired for a dramatic 22-16 victory over ninth-ranked Florida State. The victory at Bobby Dodd Stadium snapped the Seminoles' 28-game conference winning streak as the Yellow Jackets improved to 8-2 against ranked opponents at home under Johnson.

For the eighth consecutive season, the Yellow Jackets led the ACC in rushing.

In 2014, Georgia Tech led the ACC in 15 statistical categories — including rushing offense, scoring offense, pass efficiency and turnover margin — en route to winning 11 games, earning the ACC Coastal Division title and winning the 2014 Capital One Orange Bowl. The Yellow Jackets also led the nation in third-down conversions. Tech also set a single-season school record with six defensive touchdowns and led the nation with six blocked kicks.

Since 2008, Georgia Tech has rushed for more yards than any team in college football. Over the past eight seasons combined, the Yellow Jackets have rushed for more than 31,000 yards, the equivalent of 17.6 miles.

What Johnson has accomplished at Georgia Tech is remarkable:

- In his first two seasons at Tech, Johnson was named the ACC Coach of the Year and added his third award in 2014.
- In 2008, he was named National Coach of the Year by CBS Sports.
- Tech has played in three ACC Championship Games in his eight years.
- The Yellow Jackets have finished first or second in the ACC Coastal Division in six of Johnson's eight seasons.
- Seven of the 10-best seasons of total offense in school history have come under Johnson.
- Tech posted its ninth 10-win season in 2014 and fifth 11-win season.
- Under Johnson, Tech's Academic Progress Report (APR) scores have risen every year with the most recent scores among the top 10% in the nation.
- Tech led the nation in rushing in both 2010 and 2014, and finished second in 2011.
- In 63 of Johnson's 105 games at Georgia Tech, the Yellow Jackets produced more than 400 yards of total offense.
- Under Johnson, Tech produced five single-season 1,000-yard rushers -- Jonathan Dwyer in 2008, Dwyer and Joshua Nesbitt in 2009, Anthony Allen in 2010, and Justin Thomas in 2014.
- Johnson has seen 15 of his players earn first-team All-ACC honors.
- Tech has produced three first-team All-Americans under Johnson -- Michael Johnson in 2008, Derrick Morgan in 2009, and Shaquille Mason in 2014.
- Since Johnson's arrival, a Tech player has been named ACC Offensive Player of the Year (Dwyer in 2008) and ACC Defensive Player of the Year (Morgan in 2009).
- Johnson is 14-8 at Tech in games decided by five points or less.
- Tech has scored more than 30 points in a game 52 times under Johnson and has a 43-9 record in those contests.
- In 2009, Tech won in Tallahassee (Fla.) for the first time in school history, beat a top-five ranked team at home (Virginia Tech) for the first time since 1962, won on the road in Charlottesville (Va.) for the first time since 1990 and earned its highest national ranking (7th) since 1999.
- In Johnson's eight seasons, Tech has scored 26 non-offensive touchdowns (including school-record six defensive touchdowns in 2014).
- Johnson is 8-2 in home games against top-25 opponents.

JOHNSON FILE

PERSONAL

Hometown Newland, N.C.
Education Western Carolina, 1979 (B.S., physical education)
Appalachian State, 1982 (M.S., physical education)
Family wife Susan; daughter Kaitlyn

COACHING EXPERIENCE

1979-80 Offensive Coordinator / Line Coach, Avery County (N.C.) HS
1981-82 Offensive Coordinator, Lees-McRae Junior College
1983-84 Defensive Line, Georgia Southern
1985-86 Offensive Coordinator, Georgia Southern
1987-94 Offensive Coordinator, Hawai'i
1995-96 Offensive Coordinator, Navy
1997-2001 Head Coach, Georgia Southern
2002-07 Head Coach, Navy
2008-present Head Coach, Georgia Tech

COACHING HONORS

1997 Southern Conference Coach of the Year (media, coaches)
1997 AFCA I-AA Region II Coach of the Year
1997 Schutt Sports / American Football Quarterly I-AA National Coach of the Year
1998 Southern Conference Coach of the Year (media, coaches)
1998 AFCA I-AA Region II Coach of the Year
1998 Sports Network I-AA National Coach of the Year
1999 AFCA I-AA Region II Coach of the Year
1999 Chevrolet I-AA National Coach of the Year
1999 ACFCA NCAA I-AA National Coach of the Year
2000 ACFCA NCAA I-AA National Coach of the Year
2004 Bobby Dodd National Coach of the Year
2008 CBS Sportsline National Coach of the Year
2008 ACC Coach of the Year (media)
2009 ACC Coach of the Year (media)
2014 ACC Coach of the Year (media, coaches)

COACHING RECORD

YEAR	SCHOOL	RECORD	POSTSEASON
1997	Georgia Southern	10-3	Southern Conference Champions I-AA Playoffs
1998	Georgia Southern	14-1	Southern Conference Champions I-AA Runner-Up
1999	Georgia Southern	13-2	Southern Conference Champions I-AA National Champions
2000	Georgia Southern	13-2	Southern Conference Champions I-AA National Champions
2001	Georgia Southern	12-2	Southern Conference Champions I-AA Playoffs
2002	Navy	2-10	
2003	Navy	8-5	EV1.net Houston Bowl
2004	Navy	10-2	Emerald Bowl Champions
2005	Navy	8-4	Poinsettia Bowl Champions
2006	Navy	9-4	Meineke Car Care Bowl
2007	Navy	8-4	Poinsettia Bowl
2008	Georgia Tech	9-4	Chick-fil-A Bowl
2009	Georgia Tech	*10-3	ACC Championship Game Orange Bowl
2010	Georgia Tech	6-7	Advocare Independence Bowl
2011	Georgia Tech	8-5	Hyundai Sun Bowl
2012	Georgia Tech	7-7	ACC Championship Game Hyundai Sun Bowl Champions
2013	Georgia Tech	7-6	Music City Bowl
2014	Georgia Tech	11-3	ACC Championship Game Orange Bowl Champions
2015	Georgia Tech	3-9	

19 SEASONS

***168-83 (.669)**
Georgia Southern 62-10 (.861)
Navy 45-29 (.608)
Georgia Tech *61-44 (.581)

* 2009 ACC Championship win later vacated due to NCAA sanctions (on-field record was 11-3)

HEAD COACH PAUL JOHNSON



In 2013, Georgia Tech finished 7-6 overall, 5-3 in the ACC, beating eventual Coastal Division champion Duke for the 10th straight season and topping Coastal rival North Carolina for the fifth consecutive year. The Yellow Jackets recorded two shutouts -- 56-0 vs. ACC newcomer Syracuse and 70-0 vs. Elon -- the first time since 1985 that Tech pitched two shutouts in one season.

While Tech advanced to a bowl game for the 17th consecutive season, the Jackets were a play or two away from double-digit victories. Tech had the ball with a chance to tie or take the lead in the fourth quarter of losses to Virginia Tech, Miami and Georgia.

Tech finished ranked in the top 10 in eight different national statistical categories, including sixth in rushing offense.

In 2012, Georgia Tech struggled to a 2-4 start, which included a pair of heart-breaking overtime losses to ACC Coastal Division rivals Virginia Tech and Miami. But the Yellow Jackets turned it around the second half of the season, erupting for 68 points at North Carolina en route to winning four straight conference games. By the time the dust cleared in late November, Tech was crowned Coastal Division champion and played in the ACC Championship Game.

Statistically, the Yellow Jackets produced more yards of total offense and rushed for more yards than any team in school history, and averaged a school-record 40.0 points per game in conference play. The 7-7 season culminated with an upset win over Southern Cal, 21-7, in the Hyundai Sun Bowl.

In 2011, Georgia Tech exceeded all expectations. After being picked to finish fourth in the ACC Coastal Division, the Yellow Jackets went 8-5, 5-3 in the ACC. With just 10 scholarship seniors on the roster, Tech bolted to a 6-0 start, setting school, ACC and NCAA records for offense along the way, and rising as high as 13th in the national polls. In October, the Jackets handed sixth-ranked and eventual ACC champion Clemson a 31-17 loss in Bobby Dodd Stadium, a win that eventually helped Tech earn a bid to the Sun Bowl.

In 2010, the Yellow Jackets -- who lost four juniors to the 2010 NFL Draft and played the final four games without injured quarterback Joshua Nesbitt -- finished 4-4 in the ACC and led the nation in rushing offense for the first time in school history. Two Yellow Jackets -- senior center Sean Bedford and senior running back Anthony Allen -- were named first team All-ACC in 2010.

The 2009 season was one of the most memorable in Yellow Jacket history despite fielding one of the youngest rosters in college football (just six scholarship seniors).

After a mid-September loss at nationally-ranked Miami when the Yellow Jackets played their third game in a 12-day span, Tech reeled off eight consecutive victories including a 5-0 record in October when it played four road games. A convincing 49-10 win at Duke on Nov. 14 clinched the ACC Coastal Division crown, then Tech defeated Clemson for a second time, this time in the ACC Championship Game in Tampa, Fla. That game was later vacated due to NCAA sanctions.

Tech, which reached a national ranking as high as seventh, played in the FedEx Orange Bowl, its first appearance in a major bowl game since 1962. Along the way, the Yellow Jackets rolled up mind-boggling numbers on offense, ranking second nationally in rushing offense (295.4 ypg) and third in time of possession (33:49).

Prior to the start of the 2008 season, *Sports Illustrated* projected Georgia Tech to finish 3-9 and the ACC media picked the Yellow Jackets to finish fourth in the Coastal Division. However, Johnson directed Tech to a 9-4 record, a share of the Coastal Division title and a Chick-fil-A Bowl berth. Johnson's first Yellow Jacket team beat three nationally-ranked opponents - Florida State, Miami and Georgia - over the final four games of the regular season. The win over Georgia snapped a seven-

game losing streak to Tech's in-state rival.

Johnson's first season at Georgia Tech was remarkable for a number of reasons. Not only did he and his staff install completely new offensive and defensive schemes, but Johnson inherited one of the nation's youngest rosters, which included 76 freshmen and sophomores. The last one-third of the season, 16 of Tech's 22 starters were freshmen or sophomores. He also took over a program low in scholarship numbers, well below the maximum of 85, the lingering effects of distant NCAA penalties.

The 2008 team also suffered more than its share of injuries. Twelve opening-day starters combined to miss 31 games because of injuries. In a September road game at defending ACC champion Virginia Tech, the Jackets started a walk-on freshman at wide receiver. A few weeks later, Tech started its third-string quarterback as the result of injuries to starter Joshua Nesbitt and back-up Jaybo Shaw.

Almost as soon as Johnson was hired, the pundits questioned if Johnson's option-based spread offense would work on the BCS level. Those questions came even though Navy had racked up mind-numbing offensive numbers, leading the NCAA in rushing three straight years from 2005 to 2007, mostly against ACC and other BCS-level competition.

Johnson quieted those critics almost as soon as the 2008 season kicked off and certainly after Tech closed the regular season by combining for 86 points and 881 rushing yards in games against nationally-ranked Miami and Georgia. The Yellow Jackets, with freshmen and sophomores manning every skill position and behind a patch-work offensive line, averaged 273.2 rushing yards per game, ranking fourth nationally and first in the ACC. Georgia Tech also led the ACC in total offense (372.5 ypg).

Johnson enjoyed success as the head coach at Georgia Southern (1997-2001) and Navy (2002-2007) before being named Georgia Tech's 12th head coach on Dec. 12, 2007. Johnson coached six years at Navy, where in 2007 the Midshipmen won a fifth straight Commander-in-Chief's Trophy, earned a postseason bowl bid for the fifth consecutive year and beat Notre Dame for the first time since 1963. Johnson was a finalist for the 2007 Liberty Mutual National Coach of the Year.

In six seasons at Navy, Johnson compiled a record of 45-29. Johnson took over a Navy program that was coming off the worst two-year span in its 123-year history (1-20) and had recorded just two winning seasons in the last 20 years. After a 2-10 mark in Johnson's first year, Johnson brought the Midshipmen back into the national spotlight with a 43-19 (.694) record over his last four-plus years.

Johnson dominated the other two Service Academies like no other coach in the school's annals, posting an 11-1 (.917) overall record, including a perfect 6-0 mark against rival Army. His 2007 senior class was the first in school history to post a perfect 8-0 mark against Army and Air Force.

Johnson's Navy teams improved as each season progressed. Over his last five years, Navy posted a 13-2 (.867) record over the final three games of the season and outscored the opposition 611-335 in those contests.

The Midshipmen led the nation in rushing in 2007 for an unprecedented third consecutive year, producing more than 350 yards per game. Under Johnson, Navy never finished lower than third nationally in rushing offense. Navy ranked among the nation's highest-scoring teams in 2007, averaging 39.92 points per outing. The 2007 Mids also ranked in the top 10 nationally in kickoff returns and in fewest sacks allowed.

Navy ranked No. 1 in the country in graduation rates during Johnson's tenure. In 2004, Johnson was named Bobby Dodd National Coach of the Year after leading Navy to a 10-2 record, tying the school record for wins set in 1905, and won a bowl game (34-19 victory vs. New Mexico in the

HEAD COACH PAUL JOHNSON

Emerald Bowl) for just the fifth time in the history of the program.

In 2003, Johnson led Navy to an 8-5 record and brought the Commander-In-Chief's Trophy back to Annapolis for the first time since 1981, propelling Navy to a bowl game for the first time since 1996. The Mids became just the sixth team in NCAA history to go from a winless season to a bowl game in two years or less.

Before arriving at Annapolis, Johnson served as head coach at Georgia Southern from 1997-2001. At Georgia Southern, Johnson posted a 62-10 (.861) record, won two straight I-AA National Championships (1999 and 2000), five consecutive Southern Conference Championships and was named the Division I-AA National Coach of the Year four straight years (1997-2000).

After Johnson took over as head coach at Georgia Southern in 1997, he returned the Eagle program to national prominence statistically and in the won-lost ledger. In addition to Georgia Southern's 62-10 mark, the Eagles scored 2,855 points (39.7 points per game), picked up 25,941 rushing yards (360.3 yards per game), 7,816 passing yards (108.6 yards per game) and 33,757 total yards (468.8 yards per game). GSU scored 380 touchdowns in the Johnson era, an average of 5.3 per game. The Eagles' scoring margin under Johnson was +21.2 (39.7-18.5).

Johnson picked up a milestone victory in the 2000 I-AA National Championship Game against Montana. Not only did the 27-25 victory give Georgia Southern its second straight national title, but it was also Johnson's 50th career win in four seasons. Only three other coaches in the history of Division I football won 50 or more games in four seasons -- Walter Camp (1888-1891, 54-2 at Yale), George Woodruff (1892-1895, 53-4 at Penn) and Bob Pruett (1996-99, 50-4 at Marshall).

Johnson took over a Georgia Southern program in 1997 that was 4-7 the previous year and orchestrated a turnaround that ranked among the NCAA's best, directing the Eagles to a 10-3 record. He was named Southern Conference Coach of the Year by the media and Region II Coach of the Year by the American Football Coaches Association.

In 1998, Johnson guided the Eagles to a perfect 11-0 regular season record and the school's sixth NCAA Division I-AA National Championship Game appearance before finishing with a 14-1 mark. He directed a high-powered offensive unit that tied or broke 100 records during the campaign, again earned the league's top coaching honor and received The Sports Network's Eddie Robinson Award -- symbolic of the division's national Coach of the Year selection.

In 1999, Johnson brought Georgia Southern its fifth national title, and the Eagles finished 13-2 while breaking 197 records. For his efforts, Johnson was honored as the 1999 AFCA and Chevrolet I-AA National Coach of the Year. Johnson duplicated the feat in the 2000 season as the Eagles repeated as national champions, again finishing 13-2, and Johnson captured the AFCA I-AA Coach of the Year award once more.

In five seasons at Georgia Southern, Johnson's squads broke or tied 379 individual and team school, conference, playoff or stadium records, ranked in the top 10 in 21 statistical categories and produced 31 All-Americans. The Eagles won an NCAA I-AA-record 39 consecutive games at home. Meanwhile, their 52 wins over those four seasons were the most in all of Division I.

Johnson was previously Navy's offensive coordinator in 1995 and 1996, and his spread offense made an immediate impact, breaking five school records during the Mids' five-win season in 1995.

Navy posted a 9-3 record the next season in 1996, including a 42-38 victory over California in the Aloha Bowl. It was Navy's first winning season since 1982 and one of only two winning seasons the Mids had during a 19-year span. Prior to joining the Navy staff, Johnson spent eight seasons as the offensive coordinator at the University of Hawai'i (1987-94). He helped guide the Rainbows to their first Western Athletic Conference title and their first bowl appearance, coordinating an explosive offense that broke or equaled more than 160 school records.

While at Hawai'i, Johnson developed a successful offensive unit which earned top-20 I-A statistical rankings in scoring offense, total offense and rushing offense during six of his eight seasons. He earned top offensive coach honors in the WAC and was named one of the top 10 assistant coaches in the country by *The Sporting News*.

After first arriving at Georgia Southern in 1983 as defensive line coach, Johnson was promoted to offensive coordinator in 1985. Under his tutelage, record-setting quarterback Tracy Ham and the Eagle offense re-wrote the school record book while averaging 435 total yards and 36 points per contest. Georgia Southern rolled to a combined 26-4 record and captured a pair of I-AA titles in 1985-86.

Johnson's coaching career began when he was offensive coordinator and line coach at his alma mater, Avery County (N.C.) High School, in 1979-80. He accepted the offensive coordinator's position at Lees-McRae Junior College in 1981, leading his offensive unit to a sixth-place national standing among NJCAA total offense leaders.

Johnson, a native of Newland, N.C., earned his bachelor's degree in physical education from Western Carolina in 1979 and a master's degree in health and physical education from Appalachian State in 1982.

He met his wife, the former Susan Propst, as students at Western Carolina. The couple married in 1980, and their daughter Kaitlyn was born in 1993.

Kaitlyn is an accomplished opera singer (soprano) and recent vocal performance graduate of Rice University. She is currently pursuing her master's degree at Indiana University's Jacobs School of Music and spent this past summer performing in Mozart's Don Giovanni at the historic Estates Theatre in Prague.



GEORGIA TECH YEAR-BY-YEAR RESULTS

2008 (9-4, 5-3 ACC)

DATE	OPPONENT	W/L	SCORE
A 28	Jacksonville State	W	41-14
S 6	at Boston College*	W	19-16
S 13	at Virginia Tech*	L	17-20
S 20	Mississippi State	W	38-7
O 4	Duke*	W	27-0
O 11	Gardner-Webb	W	10-7
O 18	at Clemson*	W	21-17
O 25	Virginia*	L	17-24
N 1	Florida State*	W	31-28
N 8	at North Carolina*	L	7-28
N 20	Miami*	W	41-23
N 29	at Georgia	W	45-42

CHICK-FIL-A BOWL

D 31	vs. LSU	L	3-38
------	---------	---	------

2009 (11-3, 7-1 ACC)

DATE	OPPONENT	W/L	SCORE
S 5	Jacksonville State	W	37-17
S 10	Clemson*	W	30-27
S 17	at Miami*	L	17-33
S 26	North Carolina*	W	24-7
O 3	at Mississippi State	W	42-31
O 10	at Florida State*	W	49-44
O 17	Virginia Tech*	W	28-23
O 24	at Virginia*	W	34-9
O 31	at Vanderbilt	W	56-31
N 7	Wake Forest* OT	W	30-27
N 14	at Duke*	W	49-10
N 28	Georgia	L	27-30

ACC CHAMPIONSHIP GAME

D 5	vs. Clemson ^	W	39-34
-----	---------------	---	-------

FEDEX ORANGE BOWL

J 5	vs. Iowa	L	14-22
-----	----------	---	-------

^ later vacated

2010 (6-7, 4-4 ACC)

DATE	OPPONENT	W/L	SCORE
S 4	South Carolina State	W	41-10
S 11	at Kansas	L	25-28
S 18	at North Carolina*	W	30-24
S 25	NC State*	L	28-45
O 2	at Wake Forest*	W	24-20
O 9	Virginia*	W	33-21
O 16	Middle Tennessee	W	42-14
O 23	at Clemson*	L	13-27
N 4	at Virginia Tech*	L	21-28
N 13	Miami*	L	10-35
N 20	Duke*	W	30-20
N 27	at Georgia	L	34-42

INDEPENDENCE BOWL

D 27	vs. Air Force	L	7-14
------	---------------	---	------

2011 (8-5, 5-3 ACC)

DATE	OPPONENT	W/L	SCORE
S 1	Western Carolina	W	63-21
S 10	at Middle Tennessee	W	49-21
S 17	Kansas	W	66-24
S 24	North Carolina*	W	35-28
O 1	at NC State*	W	45-35
O 8	Maryland*	W	21-16
O 15	at Virginia*	L	21-24
O 22	at Miami*	L	7-24
O 29	Clemson*	W	31-17
N 10	Virginia Tech*	L	26-37
N 19	at Duke*	W	38-31
N 26	Georgia	L	17-31

HYUNDAI SUN BOWL

D 31	vs. Utah OT	L	27-30
------	-------------	---	-------

2012 (7-7, 5-3 ACC)

DATE	OPPONENT	W/L	SCORE
S 3	at Virginia Tech* OT	L	17-20
S 8	Presbyterian	W	59-3
S 15	Virginia*	W	56-20
S 22	Miami* OT	L	36-42
S 29	Middle Tennessee	L	28-49
O 6	at Clemson*	L	31-47
O 20	Boston College*	W	37-17
O 27	BYU	L	17-41
N 3	at Maryland*	W	33-13
N 10	at North Carolina*	W	68-50
N 17	Duke*	W	42-24
N 24	at Georgia	L	10-42

ACC CHAMPIONSHIP GAME

D 1	vs. Florida State	L	15-21
-----	-------------------	---	-------

HYUNDAI SUN BOWL

D 31	vs. USC	W	21-7
------	---------	---	------

2013 (7-6, 5-3 ACC)

DATE	OPPONENT	W/L	SCORE
A 31	Elon	W	70-0
S 14	at Duke*	W	38-14
S 21	North Carolina*	W	28-20
S 26	Virginia Tech*	L	10-17
O 5	at Miami*	L	30-45
O 12	at BYU	L	20-38
O 19	Syracuse*	W	56-0
O 26	at Virginia*	W	35-25
N 2	Pittsburgh*	W	21-10
N 14	at Clemson*	L	31-55
N 23	Alabama A&M	W	66-7
N 30	Georgia 2OT	L	34-41

MUSIC CITY BOWL

D 30	vs. Ole Miss	L	17-25
------	--------------	---	-------

2014 (11-3, 6-2 ACC)

DATE	OPPONENT	W/L	SCORE
A 30	Wofford	W	38-19
S 6	at Tulane	W	38-21
S 13	Georgia Southern	W	42-38
S 20	at Virginia Tech*	W	27-24
O 4	Miami*	W	28-17
O 11	Duke*	L	25-31
O 18	at North Carolina*	L	43-48
O 25	at Pittsburgh*	W	56-28
N 1	Virginia*	W	35-10
N 8	at NC State*	W	56-23
N 15	Clemson*	W	28-6
N 29	at Georgia OT	W	30-24

ACC CHAMPIONSHIP GAME

D 6	vs. Florida State	L	35-37
-----	-------------------	---	-------


CAPITAL ONE ORANGE BOWL

D 31	vs. Mississippi State	W	49-34
------	-----------------------	---	-------

2015 (3-9, 1-7 ACC)

DATE	OPPONENT	W/L	SCORE
S 3	Alcorn State	W	69-6
S 12	Tulane	W	65-10
S 19	at Notre Dame	L	22-30
S 26	at Duke	L	20-34
O 3	North Carolina	L	31-38
O 10	at Clemson	L	24-43
O 17	Pittsburgh	L	28-31
O 24	Florida State	W	22-16
O 31	at Virginia	L	21-27
N 12	Virginia Tech	L	21-23
N 21	at Miami	L	21-38
N 28	Georgia	L	7-13

ASSISTANT COACHES



TED ROOF

DEFENSIVE COORDINATOR / LINEBACKERS

GEORGIA TECH, 1986
FOURTH SEASON AT GEORGIA TECH
@COACHEDROOF

Ted Roof has enjoyed success at Georgia Tech, his alma mater, as a player, an assistant coach and, most recently, as defensive coordinator. Roof is in his fourth season as coordinator of a rejuvenated Yellow Jacket defense that made strides during his tenure. In 2016, he added duties as the linebackers coach.

In 2015, the Yellow Jacket defense ranked sixth nationally in fewest first downs allowed and were most improved in the nation in third down defense. Two members of last year's unit were selected in the NFL Draft – defensive tackle Adam Gotsis in the second round (Denver Broncos) and D.J. White in the sixth round (Kansas City Chiefs).

In 2014, Georgia Tech's opportunistic defense produced 29 takeaways as a team, including 18 interceptions. The Yellow Jackets converted 21 of their 29 takeaways into points, including a school-record six defensive touchdowns. Roof's 2014 defense was led by All-ACC performers Adam Gotsis, P.J. Davis, Quayshawn Nealy, Jamal Golden, and Freshman All-American KeShun Freeman. The Yellow Jackets also created a turnover on an FBS-best 26 percent of opponents' possessions.

After returning to the Flats in January of 2013, it took Roof just 15 spring practices and a month of August practices to successfully install a multiple 4-3 scheme. In Roof's first season as defensive coordinator, Tech made significant improvements in rushing defense, scoring defense, total defense and third down defense.

In 2013, Georgia Tech shut out both Elon and Syracuse -- the first time since 1985 - with Roof as a key player at linebacker - that the Yellow Jackets recorded two shutouts in one season.

Roof and his staff helped tutor senior Jeremiah Attaochu, who moved from outside linebacker in 2012 to defensive end in 2013, and earned All-ACC and All-American honors in 2013. Attaochu used a late-season surge to break Georgia Tech's career sacks record.

Attaochu (second round), Thomas (sixth round) and Brandon Watts (seventh round) were all selected in the 2014 NFL Draft.

One of the most-respected defensive minds in college football, Roof has strong ties to Georgia Tech. He was a four-year letterwinner as a linebacker under head coach Bill Curry from 1982-85. As a senior, Roof was co-captain and a first-team All-ACC selection on a team that finished 9-2-1 and defeated Michigan State in the All-American Bowl. He was named All-American.

Roof remains one of the most prolific tacklers in Yellow Jackets history with 417 career tackles. He made 25 tackles in one game against Tennessee in 1985. Roof was enshrined into the Georgia Tech Athletics Hall of Fame in 1998.

That same year, Roof returned to Georgia Tech to serve as linebackers coach under head coach George O'Leary. He was promoted to defensive coordinator in 1999 and held that position for three years. The Yellow Jackets shared an ACC title in 1998 and played in a bowl game all four years during Roof's tenure.

A native of Lawrenceville, Ga., Roof attended Central Gwinnett High School. Roof came back to Georgia Tech after serving the 2012 season as defensive coordinator at Penn State, where he worked under another former Yellow Jacket assistant coach, Bill O'Brien.

The Nittany Lions exceeded all expectations by posting an 8-4 record. Roof's defense ranked second in the Big Ten Conference in scoring defense (19.1 ppg), first in sacks (34), first in red-zone defense and third in turnover margin. Nationally, Penn State tied for first in red-zone defense, ranked 15th in sacks, 16th in scoring defense, 23rd in rushing defense, 28th in pass efficiency defense and 29th in total defense.

Two of the Big Ten's top six tacklers were Nittany Lions - Gerald Hodges and Michael Mauti. Hodges was named first team all-conference and Mauti was named the Butkus-Fitzgerald Linebacker of the Year.

Prior to working at Penn State, Roof was the defensive coordinator at Auburn for three years, including the Tigers' BCS national championship season in 2010. In 2010 at Auburn, Roof's defense ranked ninth nationally in rushing defense and 16th in tackles for loss. In the BCS Championship game, the Tigers (14-0) held Oregon to 19 points - 28 points below the Ducks' season average.

Prior to coaching at Auburn, Roof spent the 2008 season as defensive coordinator at Minnesota. In just one season under Roof, the Gophers made significant improvements on defense, allowing 160 fewer passing yards and 135 fewer total yards per game compared to the previous season. Minnesota improved from 1-11 to 7-6 in 2008, capped by an appearance in the Insight Bowl.

From 2004-07, Roof served as head coach at Duke after working as the Blue Devils' defensive coordinator in 2002 and 2003. He was promoted to interim head coach midway through the 2003 season after head coach Carl Franks was fired. In 2001, the year before Roof arrived in Durham, Duke ranked 113th nationally (out of 115) in rushing defense. In Roof's first season at Duke in 2002, the Blue Devils ranked first in the ACC in that category.

Roof's coaching career began as a graduate assistant at Alabama in 1987 and 1988. After one year as linebackers coach at West Georgia, he moved to Duke to coach linebackers from 1990 to 1993. Other coaching stops included 1994-96 (defensive coordinator in 1995-96) at Massachu-

setts and 1997 (defensive coordinator) at Western Carolina before returning to Tech in 1998.

In all, Roof has coached 29 years on the collegiate level. More than 80 players that he has coached went on to sign NFL contracts and more than 20 players are currently on NFL rosters.

Roof and wife, Pam Ash-Roof, have twin boys, Terrence and Michael.

THE ROOF FILE

PERSONAL

Born December 11, 1963
Education Georgia Tech, 1986
Family wife Pam Ash-Roof; sons Terrence and Michael

PLAYING EXPERIENCE

1982-85 Georgia Tech (1985 All-ACC first-team LB)

COACHING EXPERIENCE

1987-88 Graduate Assistant, Alabama
1989 Linebackers, West Georgia
1990-93 Linebackers, Duke
1994 Defensive Line / Recruiting Coordinator, UMass
1995-96 Defensive Coordinator, UMass
1997 Defensive Coordinator, Western Carolina
1998 Linebackers, Georgia Tech
1999-2001 Defensive Coordinator, Georgia Tech
2002-03 Defensive Coordinator, Duke
2004-07 Head Coach, Duke
2008 Defensive Coordinator, Minnesota
2009-11 Defensive Coordinator, Auburn
2012 Defensive Coordinator, Penn State
2013-15 Defensive Coordinator, Georgia Tech
2016-present Defensive Coordinator / Linebackers, Georgia Tech



BRYAN COOK

QUARTERBACKS / B-BACKS

ITHACA, 1998
FOURTH SEASON AT GEORGIA TECH
@COACHBRYANCOOK

Bryan Cook, in his second stint coaching at Georgia Tech, enters his fourth season as quarterbacks and B-backs coach for the Yellow Jackets. Cook, who was on the Yellow Jacket coaching staff in the early 2000s, returned to Atlanta in 2013 after serving four seasons (2009-12) as co-offensive coordinator at Cal Poly.

During Georgia Tech's 2014 Orange Bowl championship season, Cook tutored All-ACC signal caller Justin Thomas, who set the school's single-season quarterback record with 1,086 rushing yards. Thomas also led the Jackets with an impressive pass efficiency rating of 153.90. Tech's 2014 backfield consisted of three career 1,000-yard rushers – Thomas, Zach Laskey and Synjyn Days.

Georgia Tech led the nation in rushing offense in 2014 with 4,789 rushing yards, averaging 342.1 yards per game. Both marks shattered the previous school records. B-Backs Laskey (851) and Days (924) accounted for 1,775 of Tech's 4,789 total rushing yards as well as 18 total rushing touchdowns (nine each).

The Jackets also led the nation in third-down conversion percentage and passing yards per completion. Georgia Tech led the ACC in 11 offensive categories in 2014.

In 2013, Cook saw the Georgia Tech offense put up huge numbers en route to a 17th consecutive bowl game appearance. The Yellow Jackets ranked sixth nationally in rushing, tied for fourth in third-down percentage and led the nation in yards per pass completion. Tech produced 48 rushing touchdowns, tying Oregon for the most nationally. The Jackets had 41 rushing plays of 20 yards or more, second only to Oregon (43).

Cook tutored a pair of young quarterbacks – sophomore Vad Lee and redshirt freshman Thomas – who combined for 747 yards rushing and 10 touchdowns. Senior B-back David Sims, who finished his career ranked 11th in Georgia Tech history for rushing yards, earned honorable mention All-ACC honors. Junior Zach Laskey eclipsed 1,000 career rushing yards in 2013.

Cook was an ideal fit for the Tech coaching staff after working with a similar style offense at Cal Poly.

Cal Poly finished 9-3 in 2012 and advanced to the second round of the NCAA FCS playoffs. The Mustangs, who were 7-1 in their first year in the Big Sky Conference, compiled a record of 26-19 in Cook's four seasons.

Under Cook, who also coached the Cal Poly quarterbacks and fullbacks, the Mustangs ranked third nationally in 2012 in FCS rushing offense (324.2 yards per game), seventh in scoring offense (36.7 ppg) and first in pass efficiency (175.7).

Prior to joining the Cal Poly staff in 2009, Cook served four years as head coach at West Point

ASSISTANT COACHES

Prep in Monmouth, N.J., where he compiled a 28-22-1 record. His 2008 team finished 7-3 and the 2006 squad went 8-2. He was the defensive coordinator at West Point Prep in 2004 before being promoted to head coach.

Cook was a graduate assistant coach three seasons at Georgia Tech under two different head coaches. In 2001, when Tech went 8-5 and played in the Seattle Bowl, Cook helped coach the Yellow Jacket defensive backs and special teams under head coach George O'Leary. In 2002, Cook coached tight ends under head coach Chan Gailey and helped Tech produce a 7-6 record and a Silicon Valley Classic appearance. In 2003, Cook worked with the safeties for a team that advanced to the Humanitarian Bowl.

A 1998 graduate of Ithaca College, Cook coached the Bombers wide receivers in 1999 before working as a defensive assistant at Lafayette in 2000. Cook was a four-year Dean's List student at Ithaca, earning a bachelor's degree in health and physical education in December 1998, graduating magna cum laude, and completing his master's degree in exercise science in September 2000.

At Ithaca, Cook lettered in both football and lacrosse, earning all-conference honors in lacrosse as a defenseman. Cook was a starting strong safety on the gridiron when Ithaca captured ECAC championships in 1996 and 1998.

Originally from upstate New York, Cook and wife, Julia, have two children, Jackson and Reagan.

THE COOK FILE

PERSONAL

Education Ithaca, 1998 (B.S., health and physical education)
Ithaca, 2000 (M.S., exercise science)

Family wife Julia; son Jackson, daughter Reagan

PLAYING EXPERIENCE

1995-98 Ithaca (strong safety, lacrosse)

COACHING EXPERIENCE

1999 Wide Receivers, Ithaca
2000 Defensive Assistant, Lafayette
2001-03 Graduate Assistant, Georgia Tech
2004 Defensive Coordinator, West Point Prep (N.J.)
2005-08 Head Coach, West Point Prep (N.J.)
2009-12 Co-Offensive Coordinator, Cal Poly
2013-present **Quarterbacks / B-backs, Georgia Tech**



ANDY McCOLLUM

SAFETIES / RECRUITING COORDINATOR

AUSTIN PEAY STATE, 1981
SEVENTH SEASON AT GEORGIA TECH
@GTCOACHMAC

Andy McCollum, who has been an assistant and head coach in college football for 34 years, enters his seventh season on the Georgia Tech staff.

Since arriving on the Flats, McCollum has worn a number of hats. After coaching the Yellow Jacket defensive line for two and a half years, the Marietta, Ga., native switched to linebackers midway through the 2012 season. He transitioned to coaching Tech's safeties and nickel backs this past spring. In addition, McCollum has served as Tech's recruiting coordinator the last five years.

In 2015, the linebacking corps featured P.J. Davis, who led the team with 77 tackles, including 6.5 for loss. Freshman Brant Mitchell emerged as a late season starter and tallied two interceptions, including a pick-six against Virginia Tech. Fellow linebacker Tyler Marcordes signed as a free agent with the San Diego Chargers.

In his second full season coaching the linebackers in 2014, McCollum's unit helped the Yellow Jackets' opportunistic defense produce 29 takeaways as a team, including 18 interceptions. Tech's defense also produced a school-record six defensive touchdowns during the Jackets' 2014 Orange Bowl championship season. Two of those touchdowns came from second-team All-ACC linebacker Quayshawn Nealy.

In 2013, McCollum helped the Georgia Tech defense make remarkable strides. The Yellow Jackets improved their national ranking statistically in rushing defense, pass defense, total defense, scoring defense and third-down defense.

The linebacker trio of Brandon Watts, Quayshawn Nealy and Jabari Hunt-Days combined for 177 tackles, including 14 tackles for loss in 2013. McCollum tutored true freshman Davis, who emerged as one of the ACC's top rookie defenders. Linebackers Jeremiah Attaochu (second round, 50th overall) and Watts (seventh round, 223rd overall) were selected in the 2014 NFL Draft.

While coaching the defensive line, McCollum helped develop Jeremiah Attaochu, who broke Georgia Tech's all-time career sacks record.

In 2012, McCollum's defensive line helped the Yellow Jackets improve statistically in rushing defense, scoring defense and sacks. Under McCollum's guidance, starters Izaan Cross and T.J. Barnes enjoyed outstanding senior seasons. Cross spent time on the Buffalo Bills roster, while Barnes is still active in the NFL (Jets, Bills).

After the sixth game of 2012, McCollum moved to coaching inside linebackers, where he saw Jabari Hunt-Days earn first-team Freshman All-America honors and Nealy earn ACC's Linebacker of the Week honors.

In his first season at Georgia Tech, McCollum helped install the 3-4 defense. Faced with the task of players learning a completely new system, McCollum helped mold the defensive line into a solid front.

McCollum came to the Flats after serving three seasons (2007-09) as linebackers coach at NC State, where he was a part of Wolfpack head coach Tom O'Brien's initial coaching staff that guided the Wolfpack to the 2008 PapaJohns.com Bowl. McCollum coached three NC State linebackers who were drafted and went on to play in the NFL -- Nate Irving, Terrell Manning and Audie Cole.

Prior to his tenure at NC State, McCollum spent one season in the NFL as an advance scout for the Tennessee Titans in 2006.

McCollum served as head coach at Middle Tennessee for seven seasons (1999-2005), helping the Blue Raider program make the transition from a struggling I-AA squad to a successful I-A program that competed against BCS opponents 26 times during his tenure. Middle Tennessee set 84 school records with McCollum at the helm. In 2000, McCollum led the Blue Raiders to a 6-5 record, their first winning record as a I-A program, including back-to-back wins over Connecticut and South Florida by a combined score of 111-19.

His 2001 Middle Tennessee squad finished 8-3, won the Sun Belt Conference championship and ranked fifth nationally in offense. In 2005, the Blue Raider defense ranked ninth nationally. In 2002, 2004 and 2005, he brought in what were considered the top recruiting classes in the Sun Belt Conference. McCollum was named Coach of the Year by the Tennessee Sports Writers Association in 2000 and 2001.

From 1994-98, McCollum worked at Baylor in a variety of roles. In 1995 and 1996 he served as associate head coach, defensive coordinator and coach of the special teams. In 1994, the Bears participated in the Alamo Bowl. In 1995, the Bear defense ranked fifth nationally in total defense, fifth in pass defense and ninth in scoring defense.

From 1989-92, McCollum worked as an assistant coach at UTEP, where he coached the Miners' wide receivers and special teams in 1989 before moving over to defense to coach the linebackers and special teams from 1990-93. From 1981-88, McCollum was an assistant coach at Middle Tennessee State, helping the Blue Raiders reach the Division I-AA playoffs in 1984 and 1985.

Before embarking on a coaching career, McCollum was a four-year starter (offensive guard and tight end) at Austin Peay State from 1977-80. He led the Governors in receptions in 1979 and was a starter on the 1977 Ohio Valley Conference championship team. McCollum earned his undergraduate degree from Austin Peay State in 1981, and his master's degree from Middle Tennessee State in 1983.

McCollum was born in Marietta, Ga., where he played quarterback for coach Ray Broadway at Marietta High School. He was inducted into the school's Hall of Fame in 2012. McCollum is married to the former Debbie Wrather and has two children, Drew and Andrea.

THE McCOLLUM FILE

PERSONAL

Education Austin Peay State, 1981
Family wife Debbie; son Drew, daughter Andrea

PLAYING EXPERIENCE

1977-80 Austin Peay State (offensive guard / tight end)

COACHING EXPERIENCE

1981-88 Assistant Coach, Middle Tennessee
1989-93 Assistant Coach, UTEP
1994 Assistant Coach, Baylor
1995-96 Associate Head Coach, Baylor
1997-98 Assistant Coach, Baylor
1999-2005 Head Coach, Middle Tennessee
2006 Advanced Scout, Tennessee Titans
2007-09 Linebackers, NC State
2010-11 Defensive Line / Recruiting Coordinator, Georgia Tech
2012 Defensive Line / Linebackers / Recruiting Coordinator, Georgia Tech
2013-15 Linebackers / Recruiting Coordinator, Georgia Tech
2016 **Safeties / Recruiting Coordinator, Georgia Tech**

ASSISTANT COACHES



LAMAR OWENS

A-BACKS / SPECIAL TEAMS COORDINATOR

MARYLAND, 2008
NINTH SEASON AT GEORGIA TECH
@OWENLAMAR

Lamar Owens is in his seventh season as coach of the slot backs and his ninth season overall on the Georgia Tech coaching staff. He added duties as special teams coordinator in 2016.

During his tenure at Georgia Tech, Owens has developed a number of slot backs into dependable ball-carriers and receivers. During the 2015 season, Owens developed six slot backs with minimal game experience, including four freshmen, into dependable ball-carriers and receivers. Georgia Tech led the ACC in rushing for an eighth consecutive season.

In 2014, Owens coached a senior-laden group of dynamic slot backs who set the standard for selflessness. Seniors B.J. Bostic, Deon Hill, Charles Perkins and Tony Zenon helped spark an offense that led the conference in 12 statistical categories and led the nation in three statistical categories. The slot backs combined for more than 2,100 yards and 14 touchdowns during the road to the ACC Coastal Division and Orange Bowl championships.

In 2013, Owens developed Robert Godhigh into a big-play threat. Godhigh led the Yellow Jackets in touchdown receptions during the 2012 and 2013 seasons. Despite playing the first five games of the 2013 season in a cast, Godhigh led the team in all-purpose yards with 1,215 yards. On November 14, 2013, Godhigh became the only Georgia Tech player to ever rush for over 100 yards and receive for over 100 yards in a single game when he accumulated 126 rushing yards and 105 receiving yards against Clemson. His 9.1 yards per carry during his career is the second-best in ACC history, behind former teammate Orwin Smith.

In 2012, Smith completed his career on the Flats leaving his mark on the ACC record books with an average of 9.3 yards per carry, more yards per carry than any running back with at least 1,000 career yards.

The Yellow Jackets finished the 2012 season ranked fourth nationally in rushing offense - the fifth consecutive season they were ranked in the top five nationally in rushing offense. Tech set school records for rushing yards and total offense yards while averaging a school-record 40.0 points per game in conference play.

In 2011, the slot backs played a significant role in Georgia Tech leading the ACC in rushing offense, scoring offense and total offense. Both Embry Peeples and Roddy Jones finished their careers as 1,000-yard rushers.

In 2010, Owens' group of young slot backs combined for 11 touchdowns -- nine via rushing and two by receiving. As a team, the Yellow Jackets led the nation in rushing for the first time in school history.

Owens spent the previous two seasons (2008-09) as a staff assistant.

Owens graduated with a degree in economics from the University of Maryland in May 2008 after completing his football career at the U.S. Naval Academy under head coach Paul Johnson. In 2005, as the quarterback, Owens directed a Navy offense that averaged 34.2 points and a nation's best 319.3 yards per game on the ground as the Midshipmen went 8-4, won the Commander-In-Chief's Trophy and won a bowl game in consecutive years (beat Colorado State, 51-30) for the first time in school history.

Owens was named All-East as he rushed for 880 yards and threw for 1,229 yards, breaking four school records for total offense and passing yards per attempt and completion.

A native of Savannah, Ga., Owens is married to the former Lindsey Vincent.

THE OWENS FILE

PERSONAL

Education Maryland, 2008
Family wife Lindsey

PLAYING EXPERIENCE

2002-05 U.S. Naval Academy (quarterback)

COACHING EXPERIENCE

2008-09 Staff Assistant, Georgia Tech
2010-15 A-Backs, Georgia Tech
2016-present **A-backs / Special Teams Coordinator, Georgia Tech**



MIKE PELTON

DEFENSIVE LINE

AUBURN, 1999
FOURTH SEASON AT GEORGIA TECH
@PEESTER50

A veteran coach with 16 years of experience coaching defense on the collegiate level, Mike Pelton enters his fourth season at Georgia Tech as coach of the defensive line.

Pelton came to the Flats early in 2013, reuniting with defensive coordinator Ted Roof. Pelton and Roof were on the same defensive staff at Auburn in 2010 when the Tigers won the national championship.

In 2014, Pelton's defensive line featured second-team All-ACC defensive lineman Adam Gotsis and Freshman All-American defensive end KeShun Freeman. Georgia Tech's defense produced 29 takeaways and recorded a school-record six defensive touchdowns en route to an Orange Bowl championship.

In Pelton's first season at Tech -- a year in which he helped Roof install a multiple 4-3 scheme -- the Yellow Jackets made remarkable strides in just one year.

Tech made significant improvements in rushing defense, total defense, scoring defense and third-down defense. The Yellow Jackets recorded two shutouts -- against Elon and Syracuse -- for the first time since 1985.

Under Pelton's watch, senior defensive end Jeremiah Attaochu recorded a team-best 16 tackles for loss and 12.5 sacks. Attaochu's late-season surge helped the senior break Tech's all-time career sacks record. Attaochu was named first-team All-ACC by the league's coaches, and he earned third-team All-American honors from multiple sources.

Both Attaochu and Gotsis were second-round NFL draft picks.

Prior to coming to Atlanta, Pelton spent the previous two seasons at Auburn, his alma mater, where he coached the Tigers' defensive line.

Before returning to his alma mater in 2011, Pelton coached defensive lines at Louisiana-Lafayette (January-March 2011), Vanderbilt (2010), Iowa State (2007-08), Troy (2001-06) and Valdosta State (2000).

A native of Goshen, Ala., Pelton spent the 2008 and 2009 seasons at Iowa State working under Gene Chizik. Pelton's defensive lines were an area of strong improvement in his two seasons with the Cyclones. Pelton mentored a pair of second-team All-Big 12 selections at Iowa State in nose guard Ahyba Rubin and defensive end Kurtis Taylor. Rubin went on to become a starter for the Cleveland Browns after being selected in the sixth round of the 2008 NFL draft.

Prior to working under Chizik at Iowa State, Pelton spent six years under Larry Blakeney on the staff at Troy, including the final two years as co-defensive coordinator. The Troy defense was consistently among the nation's leaders in several categories. In 2002, the Trojans ranked fourth nationally, allowing just 277 total yards per game. In 2004, the Trojans ranked 16th in total defense.

Pelton worked with two of the most prolific defensive linemen in Troy history, Demarcus Ware, an eight-time Pro Bowler and four-time All-Pro linebacker with the Dallas Cowboys and Denver Broncos, and Osi Umenyiora, a two-time Pro Bowl defensive end for the New York Giants.

Prior to going to Troy, Pelton coached the defensive line at Valdosta State (Ga.) in 2000. The Blazers posted a 10-2 record and made the NCAA Division II playoffs.

As a player at Auburn, Pelton was a standout defensive tackle, earning first-team All-SEC recognition in 1994. A four-year letterman from 1991-94, Pelton was a co-captain as a senior and helped the Tigers win a school-record 20 consecutive games from 1993-94. Auburn posted an 11-0 record in 1993, finishing fourth in the Associated Press Top 25. The Tigers went 9-1-1 the following season in 1994, finishing ninth in the AP Top 25.

As a senior in 1994, Pelton recorded 10 sacks which tied for fourth-most in a single-season in Auburn history. Pelton finished his career with 294 tackles, 18 tackles for loss and 15 sacks. Pelton was a fifth-round pick of the Kansas City Chiefs in the 1995 NFL Draft. He graduated from Auburn in 1999 with a degree in health and sports science.

Pelton and his wife, Staci, are the parents of four daughters -- Myesa, Tyra, Peyton and Taelah.

THE PELTON FILE

PERSONAL

Education Auburn, 1999
Family wife Staci; daughters Myesa, Tyra, Peyton, Taelah

PLAYING EXPERIENCE


1991-94 Auburn (1994 All-SEC)

COACHING EXPERIENCE

2000 Defensive Line, Valdosta State
2001-06 Defensive Line, Troy
2007-09 Defensive Line, Iowa State
2010 Defensive Line, Vanderbilt
2011 Defensive Line, Louisiana-Lafayette
2011-12 Defensive Line, Auburn
2013-present **Defensive Line, Georgia Tech**

PLAYERS & STAFF

ASSISTANT COACHES



AL "BUZZ" PRESTON

WIDE RECEIVERS

HAWAII, 1982

NINTH SEASON AT GEORGIA TECH

[@COACHBUZZPRES](#)

Al "Buzz" Preston, who has enjoyed success from Honolulu to South Bend and has coached in every American time zone, begins his ninth season in Atlanta as Georgia Tech's wide receivers coach.

In eight seasons on the Flats, Preston has developed five NFL wide receivers -- Demaryius Thomas (Denver Broncos), Stephen Hill (New York Jets/Carolina Panthers), Kevin Cone (Atlanta Falcons/Miami Dolphins), DeAndre Smelter (San Francisco 49ers) and Darren Waller (Baltimore Ravens). Since Preston's arrival, Tech has also led the ACC in total offense three times.

Thomas was an NFL first round draft pick in 2010, while Hill was chosen early in the second round in 2012. Smelter (fourth round) and Waller (sixth round) were both selected in the 2015 NFL Draft. Thomas, who made remarkable strides under Preston, left Tech as one of the most prolific receivers in Georgia Tech history. In just three seasons, Thomas caught 120 passes for 2,339 yards (fourth-most in Tech history) while averaging 19.5 yards per reception. Thomas had 15 career touchdown receptions and caught at least one pass in 29 consecutive games. Hill collected more than 1,200 career receiving yards to go with nine touchdown receptions. As a junior in 2011, he led the nation in yards per reception (29.3).

In 2014, Preston tutored Smelter, who became the 21st 1,000-yard receiver in school history. Smelter was Tech's most productive wide receiver in each of his two seasons on the football field. Waller also had a breakout year as a senior in 2014 under Preston's watch.

Entering the 2012 season, Preston faced an interesting situation; he had no receivers with a career reception. Under Preston's guidance, however, two sophomores and a true freshman combined for 563 yards receiving and two touchdowns. The wide receivers played a large role in Georgia Tech breaking the school record for total offense yards in a season.

Preston came to Tech after serving one season at New Mexico, where he helped lead the Lobos to their first bowl victory in more than 45 years. As New Mexico's running backs coach in 2007, Preston coached Lobo junior running back Rodney Ferguson, who earned first team All-Mountain West Conference honors for the second straight year after rushing for 1,177 yards and 13 touchdowns.

Preston has 35 seasons of collegiate coaching experience, including two stints at Stanford (1999-2001, 2006). During his first three-year run with the Cardinal, Preston was part of two bowl teams that were also two of the best squads in Stanford history. He helped coach the Cardinal to the 1999 Pac-10 title on its way to the 2000 Rose Bowl. In 2001, Stanford put together a 9-3 record and was ranked among the top 10 teams in the nation during the year before playing in the Seattle Bowl against Georgia Tech.

Following his three seasons at Stanford, Preston went with coach Tyrone Willingham to Notre Dame for three more seasons (2002-04) to coach the running backs and serve as special teams coordinator. He helped lead the Irish to appearances in the Gator Bowl in 2002 and the Insight Bowl following the 2003 regular season.

Under Preston's tutelage, Julius Jones rushed for 1,268 yards and 10 touchdowns as a senior at Notre Dame in 2003. Jones also had 1,568 all-purpose yards and a school-record three 200-yard rushing games in 2003 en route to honorable mention All-America honors. Jones went on to be selected in the second round of the 2004 NFL Draft by the Dallas Cowboys. In 2002, Irish running back Ryan Grant eclipsed the 1,000-yard mark as well.

Before coming to Stanford for the first time, Preston was the assistant head coach and offensive coordinator/QB coach at UNLV in 1998. Prior to that, he coached running backs at Washington State from 1994-97. During his four-year term at Washington State, Preston was part of a coaching staff that guided the Cougars to the Pac-10 championship in 1997 and its first Rose Bowl appearance in 67 years. The Cougar offense broke the Pac-10 record for most total yards in a single season. One of Preston's pupils, Mike Black, gained 1,157 yards rushing and was named All-Pac 10. The Cougars finished 10-2 overall and were ranked ninth in the nation.

Preston also coached at his alma mater, Hawaii, from 1987-93, when he served on the same coaching staff with Paul Johnson. He had several roles during his tenure with the Rainbows, including coaching the offensive special teams, receivers and defensive backs, while also serving as the strength and conditioning liaison.

Preston's seven-year stay at Hawaii was highlighted by the first two bowl games in school history and the first Western Athletic Conference title ever for the program. In 1989, Hawaii participated in its first bowl game, losing to Michigan State in the Aloha Bowl. The Rainbows won the WAC championship in 1992 and went on to defeat Illinois in the Holiday Bowl.

Preston's first full-time coaching job came at Southern Illinois from 1984-86 when he tutored receivers and the defensive backfield. During his three seasons in Carbondale, SIU's defense improved dramatically -- from eighth to second in the conference -- while nine of his pupils received all-conference recognition.

He was a graduate assistant at Hawaii in 1980 and 1981, a part-time coach at UH in 1982, and a graduate assistant at Washington in 1983. During his career, Preston has also been a guest

coach for the Toronto Argonauts, Tampa Bay Buccaneers, Miami Dolphins and Philadelphia Eagles.

A native of Los Angeles, Preston received a bachelor's degree in speech from Hawaii in 1982. He was a two-year letterwinner (1978-79) with the Rainbows football team. Preston is a 1975 graduate of Banning High School in Los Angeles.

Preston and his wife, Audrey, have three children: Amber, Evan and Quinn. They also have a son-in-law Will Brown and a grandson, Joseph Roman (J.R.) Kanoa Brown.

THE PRESTON FILE

PERSONAL

Education

Hawaii, 1982

Family

wife Audrey; daughter Amber, sons Evan and Quinn

PLAYING EXPERIENCE

1978-79 Hawaii

COACHING EXPERIENCE

1980-81 Graduate Assistant (Wide Receivers), Hawaii
1982 Part-Time Assistant (Wide Receivers), Hawaii
1983 Graduate Assistant (Defensive Backs), Washington
1984-85 Receivers, Southern Illinois
1986 Defensive Backs, Southern Illinois
1987 Defensive Backs, Hawaii
1988-93 Wide Receivers, Hawaii
1994-97 Running Backs, Washington State
1998 Assistant Head Coach / Offensive Coordinator / Quarterbacks, UNLV
1999-2001 Running Backs, Stanford
2002-04 Running Backs, Notre Dame
2006 Running Backs, Stanford
2007 Running Backs, New Mexico

2008-present Wide Receivers, Georgia Tech



MIKE SEWAK

OFFENSIVE LINE

VIRGINIA, 1981

NINTH SEASON AT GEORGIA TECH

[@COACHMIKESEWAK](#)

Mike Sewak, who has coached on the college level for 31 years, including four years as head coach at Georgia Southern, enters his ninth year at Georgia Tech as coach of the offensive line.

In 2015, the offensive line paved the way for Tech to be the ACC's top rushing team for the eighth consecutive season. Three members of the unit -- center Freddie Burden, guard Trey Braun and tackle Bryan Chamberlain -- earned honorable mention All-ACC honors.

In 2014, Tech's offensive line ranked second nationally in fewest sacks allowed (0.79 sacks per game) and was led by first-team All-American guard Shaquille Mason. The offensive line helped the Yellow Jackets lead the nation in rushing offense (4,789 yards) and rushing yards per game (342.1) -- both single-season school records.

Mason was drafted in the fourth round by the New England Patriots in 2015. He was the first Yellow Jacket offensive lineman drafted since 2009.

During Sewak's eight seasons, the offensive line has assisted in remarkable numbers put up by the Yellow Jackets. In each of the last eight years, Georgia Tech has ranked in the top eight nationally in rushing offense. The Jackets have rushed for more than 31,000 yards in the last eight years -- more than any other college football team.

Tech led the ACC in total offense in 2008, 2009, 2011 and 2014. In 2009, the Jackets ranked second nationally in rushing offense. In 2010, Tech ranked first nationally in rushing for the first time in school history. In 2011, the Yellow Jackets ranked second in the nation.

At least one Yellow Jacket offensive lineman earned first-team All-ACC honors in Sewak's first six seasons. While earning first-team All-America honors, Mason was a second-team All-ACC selection in 2014. In all, Sewak has coached seven Yellow Jackets who were named first-team All-ACC: Andrew Gardner in 2008, Sean Bedford and Cord Howard in 2009, Bedford in 2010, Omoregie Uzzi in 2011 and 2012, and Mason in 2013. Uzzi earned All-American honors in 2012 and 2013. Bedford, who came to Georgia Tech as a walk-on defensive lineman, blossomed under Sewak into a two-time, first-team All-ACC performer.

Sewak, Johnson's offensive coordinator at Georgia Southern from 1997-2001, replaced Johnson as head coach of the Eagles in 2002. He produced a record of 35-14 as Georgia Southern's head coach and led the Eagles to three appearances in the NCAA Division I-AA playoffs and two Southern Conference championships. He was named the 2004 Southern Conference Coach of the Year.

In his first season as head coach in 2002, Sewak led Georgia Southern to the I-AA semifinals and within a last-second missed field goal of the national championship game. The Eagles finished

ASSISTANT COACHES

the season with an 11-3 record, won the school's sixth consecutive league title and made their fifth straight national semifinals appearance. In addition, Sewak's offense led the nation in rushing, averaging 386.2 yards per game.

Georgia Southern followed with an uncharacteristic 7-4 mark in 2003, a season which saw Sewak valiantly sidestep adversity and numerous key injuries to guide GSU to victories in six of its last eight games and earn his second straight rushing title as a head coach with a 335.6 yards per game average.

Sewak put GSU back on track in 2004. Georgia Southern rolled through the regular season with an offensive juggernaut, averaging 47 points per game and winning eight games in a row between losses to I-A Georgia and Southern Conference co-champion Furman, the No. 2 ranked team in I-AA.

While young on both sides of the ball in 2005, Georgia Southern led I-AA in rushing again. After a 1-2 start, the Eagles won seven of their last eight games to clinch an at-large playoff bid. The only loss during that stretch was to Appalachian State, the Southern Conference champion and the No. 2 seed in the I-AA playoffs. Sewak also led the Eagles to a win over Furman when the Paladins were ranked No. 1 in the country.

As offensive coordinator under Johnson at Georgia Southern from 1997-2001, Sewak's offensive unit consistently ranked as one of the nation's best at the NCAA Division I-AA level during the five-year span. After finishing second in rushing offense, total offense and scoring offense in 1998, the Eagles improved to a first-place national standing in all three categories in 1999 -- averaging 419.0 rushing yards, 551.7 total yards and 50.0 points per game.

In all, as Georgia Southern's offensive coordinator from 1997 to 2001, the Eagles rolled to a 62-10 mark and scored 2,855 points (39.7 ppg), while accumulating 25,941 rushing yards (360.3 ypg), 7,816 passing yards (108.6 ypg) and 33,757 total yards (468.8 ypg). Sewak also played a key role in helping lead Georgia Southern to five straight Southern Conference championships and NCAA Division I-AA playoff appearances, three national championship game appearances and two national titles (1999 and 2000).

In addition, three Georgia Southern offensive linemen earned All-America honors under his direct guidance between 1997-2001. Guard Mark Williams, who also was the recipient of back-to-back Southern Conference Jacobs Blocking Trophies in 1997 and 1998, tackle Rich McGrath and center Matt Winslette.

During his time at Georgia Southern, Sewak took an active role in the community, serving as a member of the Parent-Teacher Organization (PTO) in the Bulloch County (Ga.) School District. He kept ties with the Special Olympics program, serving as a volunteer in various capacities. He also instilled a community relations leadership role for his players, who spent many lunch and reading sessions with children at Statesboro's Mill Creek Elementary School and donated their time to the March of Dimes Walk America and "Operation Cleanup." Sewak was appointed as the honorary chairperson of the Keep Bulloch Beautiful campaign in February 2002, and was selected to a similar capacity for the 2003 Bulloch County's Walk America in January.

Prior to his second stint at Georgia Southern, Sewak helped turn around a struggling program at Ohio University as offensive coordinator and offensive line coach under head coach Jim Grobe in 1995 and 1996. The Bobcats, after going 0-11 prior to Sewak's arrival, went 2-8-1 in 1995 and 6-6 record in 1996, the program's best mark since 1982. Sewak directed an offensive unit which ranked first in the Mid-American Conference in rushing with a 274.0 per game average.

Prior to Ohio, Sewak spent eight years as an assistant coach at Hawai'i, where he coached the Warriors' offensive line for seven seasons and the wide receivers for one. During his tenure in Honolulu, Hawai'i won the 1992 Western Athletic Conference championship, broke more than 150 offensive records, and finished among the nation's offensive leaders each year, averaging 31.7 points and 418 yards per game.

Sewak's first stint at Georgia Southern came as an assistant coach with the Eagles in 1985 and 1986 when he worked under head coach Erk Russell. Sewak coached the running backs and the defensive backs as the Eagles captured their first two NCAA Division I-AA national championships and posted 13-2 records each season.

Sewak's first association with Georgia Tech came in 1984 when he served as a graduate assistant tight ends coach under head coach Bill Curry.

A native of Johnstown, Pa., Sewak began his career in 1982 at Hobart (N.Y.) College where he served as offensive coordinator and offensive line coach.

A three-year letterman as an offensive lineman at Virginia, Sewak earned a degree in psychology from UVa in 1981. He was invited to tryouts with the Baltimore Colts and Pittsburgh Steelers after the completion of his collegiate playing eligibility. Sewak added a master's degree in the spring of 2008 from Georgia Southern.

He and his wife, the former Robin Farmery of Marietta, Ga., are the parents of three children -- Michael-Robert, Olivia and Nicholas. Michael-Robert is a 2013 Georgia Tech graduate in business administration; Olivia graduated from the Fashion Institute of Technology and currently works in New York City. Nicholas graduated this summer and is pursuing a master's degree while continuing to play football at Georgia Southern.

THE SEWAK FILE

PERSONAL

Education

Virginia, 1981 (bachelor's)
Georgia Southern, 2008 (master's)

Family

wife Robin; sons Michael-Robert and Nicholas, daughter Olivia

PLAYING EXPERIENCE

1978-80 Virginia

COACHING EXPERIENCE

1982-83 Offensive Coordinator / Offensive Line, Hobart
1984 Graduate Assistant, Georgia Tech
1985-86 Assistant Coach, Georgia Southern
1987-94 Assistant Coach, Hawai'i
1995-96 Offensive Coordinator / Offensive Line, Ohio
1997-2001 Offensive Coordinator, Georgia Southern
2002-05 Head Coach, Georgia Southern
2008-11 Co-Offensive Line, Georgia Tech
2012-present Offensive Line, Georgia Tech



JOE SPEED

CORNERBACKS

U.S. NAVAL ACADEMY, 1996
SEVENTH SEASON AT GEORGIA TECH
@RAMBLINSPEED

Joe Speed is in his seventh season at Georgia Tech overall having coached the linebackers, defensive backs and now the cornerbacks beginning in 2016.

Last season, Speed tutored a veteran group that included D.J. White, who was drafted in the sixth round of the NFL Draft by the Kansas City Chiefs. Safety Chris Milton was signed as a free agent by the Indianapolis Colts.

In 2014, Speed's defensive backs helped the Yellow Jackets' opportunistic defense produce 29 takeaways as a team, including 18 interceptions. All-ACC defensive backs White (honorable mention) and Jamal Golden (third team) led the team with four interceptions each. Tech's defense also produced a school-record six defensive touchdowns during the Jackets' 2014 Orange Bowl championship season. Three of those touchdowns came from defensive backs White, Golden and Milton. Also under Speed's watch, Isaiah Johnson set the Georgia Tech career record for tackles by a defensive back.

Speed helped the Yellow Jacket defense make remarkable strides in 2014. Tech made significant improvements statistically in rushing defense, scoring defense, total defense and third-down defense. The Jackets recorded two shutouts in one season for the first time since 1985. Despite two projected starters at safety -- Johnson and Golden -- missing most or all of the season with injuries, the Tech secondary flourished in 2013. As a senior, Jemea Thomas, who led the team in tackles (88) and pass break-ups (8), paved the way and would go on to be drafted in the sixth round by the New England Patriots in 2014.

In 2010 and 2011, Speed coached Georgia Tech's inside linebackers. Midway through the 2012 season, he moved over to coach the outside linebackers. In 2013, Speed began coaching the defensive backs.

In his first two seasons in Atlanta, Speed helped to install the 3-4 defense. In 2013, the Yellow Jackets reverted to the 4-3 under defensive coordinator Ted Roof.

Under Speed's guidance in 2012, inside linebacker Quayshawn Nealy developed into one of the top players at his position in the ACC, and redshirt freshman Jabari Hunt-Days started from day one and emerged as one of the top defensive rookies in the nation.

Former Yellow Jacket inside linebacker Julian Burnett emerged as one of the most prolific tacklers in recent Tech history. In 2011, Burnett had a team-high 120 tackles -- 42 more tackles than any player on the team. Burnett also had 9.5 tackles for loss and he forced and recovered fumbles as a junior in 2011.

The previous season, two of Speed's inside linebackers -- Burnett and senior Brad Jefferson -- ranked one-two on the team with a combined 173 tackles. Under Speed, Burnett went from a back-up in September to leading the team with 89 tackles.

Speed came to Georgia Tech from the U.S. Naval Academy, his alma mater, where he worked six seasons under head coach Paul Johnson. In his final four seasons at Navy, Speed coached the Midshipmen defensive backs and also served as head coach of the junior varsity team. Speed was part of a staff that brought the Midshipmen back into the national spotlight with a 61-29 record over his last seven years.

In 2009 Navy won 10 games (10-4) and defeated Missouri in the Texas Bowl. The Midshipmen defeated Army and Air Force to capture the Commander-In-Chief's Trophy, and the Navy defense ranked 18th nationally in scoring defense, allowing less than 20 points per game.

ASSISTANT COACHES

In 2008, Speed helped first-year head coach Ken Niumatalolo to one of the most successful seasons for a first-year head coach in school history. The Mids posted an 8-5 record in 2008, which is the best mark for a first-year head coach at Navy since 1934. The eight wins qualified the Midshipmen for the EagleBank Bowl, and included a 24-17 victory over 16th-ranked Wake Forest, Navy's first win over a team ranked in the Associated Press Top 25 since 1985, as well as Navy's victory the previous week over Rutgers. It was the first time since 1981 that Navy beat teams currently in the BCS in back-to-back weeks. Navy also defeated a program-record four bowl teams.

The 2007 season -- Johnson's final campaign in Annapolis -- was a memorable one as well as the Midshipmen posted an 8-5 record, won a school-record fifth-consecutive Commander-In-Chief's Trophy, appeared in a school-record fifth-straight bowl game, and defeated Notre Dame for the first time since 1963. Safety Ketric Buffin became the first player in school history to intercept a pass in each of the first four games of the season.

In 2006 one of Speed's pupils, Keenan Little, became the first player in Navy history to score a defensive touchdown in both Service Academy games in the same year as Navy once again won the Commander-In-Chief's Trophy and participated in a bowl game.

Speed returned to the Naval Academy after a two-year hiatus at the Naval Academy Prep School in Newport, R.I., where he served as the director of athletics for two seasons and as the head football coach for one year.

Before going to the prep school, Speed had a successful military tour at the United States Naval Academy as a captain in the United States Marine Corps.

In his first stint at Navy, Speed served as the executive administrator and military liaison officer for the football team, while serving to recruit future Marine officers, as well. Speed's military duties involved the supervision of various administrative, logistical, and professional matters pertaining to the football team and the Naval Academy Athletic Association.

On the field, Speed served as the assistant linebackers coach and head junior varsity coach. He coached four seasons at Navy and in 2003, helped guide the football team to an impressive 8-5 record, which included capturing the Commander-In-Chief's Trophy and an appearance in the Houston Bowl.

A 1996 graduate of the Naval Academy, Speed was a standout on the gridiron for the Midshipmen. A four-year starter at safety, he finished his career with 260 tackles and five interceptions.

Following graduation, Speed was commissioned as a second lieutenant in the United States Marine Corps and reported to Quantico, Va., where he trained and took the Infantry Officers Course.

In September 1997, he reported to GOLF Company, 2nd Battalion, 7th Marines in Twenty-Nine Palms, Calif., and in July of 1998, went to Okinawa, Japan, for six months, where he was involved in exercise FOAL EAGLE in Korea. After working with the Army in Fort Erwin, Calif., for a month, Speed went to Africa for three months on a security mission for the U.S. Embassy in Nairobi, Kenya.

Speed, and his wife, Ingrid, reside in Atlanta.


THE SPEED FILE

PERSONAL

Education U.S. Naval Academy, 1996
Family wife Ingrid

COACHING EXPERIENCE

2000-03 Executive Administrator / Military Liaison Officer, Navy
2004-05 Director of Athletics, Navy Academy Prep School
2006-09 Defensive Backs / Junior Varsity Head Coach, Navy
2010-12 Inside Linebackers, Georgia Tech
2013-15 Defensive Backs, Georgia Tech
2016-present **Cornerbacks, Georgia Tech**



RON WEST

CO-OFFENSIVE LINE

CLEMSON, 1979

FIRST SEASON AT GEORGIA TECH

📧 @COACHRONWESTGT

Ron West brings over 35 years of coaching experience to The Flats as he begins his first year at Georgia Tech as co-offensive line coach.

West works alongside offensive line coach Mike Sewak, overseeing the backbone of Paul Johnson's spread option offense that has helped lead the ACC in rushing in each of the last eight seasons. He joins Tech's coaching staff after a two-year stint (2013-14) at North Carolina, where he served as co-defensive coordinator and linebackers coach.

His extensive coaching resume includes 16 years coaching offensive lines, featuring stints at North Texas, Texas Tech, Baylor, Tulane and Clemson.

During his four years at Baylor, West worked for head coach Chuck Reedy, who employed an

option-oriented offense as the Bears won a share of the Southwest Conference title in 1994.

At Tulane, West was part of a staff that guided the Green Wave to a perfect 12-0 season in 1998.

Ten years of his career were spent at Clemson, joining the Tigers' staff in 1999 as offensive line coach. He moved to the defensive line in 2004 and spent the final four years coaching outside linebackers.

In 2006, West coached one of the greatest players in Clemson history, the late Gaines Adams -- the fourth overall pick in the 2007 NFL draft. Adams was named to all five All-America teams in 2006 and was recognized as one of seven unanimous first-team All-Americans that year.

Since leaving Clemson, West has coached defense at Tulsa (2009), Illinois (2010-11) and Arizona State (2012) before landing at North Carolina in 2013.

West attended high school at nearby Russell High School (now Tri-Cities) and enrolled at Marion Institute before transferring to play his final two years at Clemson. West was high school classmates with Tom Cooksey, the father of current Yellow Jacket Tyler Cooksey. Current Tech offensive lineman Shamire Devine attended Tri-Cities.

As a Tiger, West was a reserve offensive lineman in 1977 and 1978. He started two games as a senior and helped his team post an 11-1 record and earn a No. 6 national ranking in the final Associated Press poll.

After graduating from Clemson in 1979, he received his first full-time coaching position as offensive line coach at North Texas in 1980. His other coaching stops have included Texas Tech (1981-85), Louisiana-Lafayette (1986-92), Baylor (1993-96) and Tulane (1997-98).

While at Baylor, he worked alongside current Tech safeties coach Andy McCollum.

West and his wife Becky have two adult children, Brad and Lori, and two grandchildren, Wyatt and Lily.

THE WEST FILE


PERSONAL

Education Clemson, 1979
Family wife Becky; son Brad, daughter Lori

COACHING EXPERIENCE

1980 Offensive Line, North Texas
1981-85 Linebackers/Offensive Line/Special Teams, Texas Tech
1986-92 Defensive Coordinator, Assistant Head Coach (1992), Louisiana-Lafayette
1993-96 Co-Offensive Coordinator/Offensive Line, Baylor
1997-98 Offensive Line, Tulane
1999-2003 Offensive Line, Clemson
2004 Defensive Line, Clemson
2005-08 Outside Linebackers, Clemson
2009 Co-Defensive Coordinator/Linebackers, Tulsa
2010-11 Outside Linebackers/Special Teams, Illinois
2012 Co-Defensive Coordinator, Arizona State
2013-14 Co-Defensive Coordinator/Linebackers, North Carolina
2016-present **Co-Offensive Line, Georgia Tech**

SUPPORT STAFF



BLAKE DeBARTOLA


GRADUATE ASSISTANT COACH
GEORGIA SOUTHERN, 2012
SECOND SEASON AT GEORGIA TECH
@COACH_DEBARTOLA

Blake DeBartola is in his second year as a graduate assistant for the Georgia Tech football program. He assists with the offensive line.

DeBartola joined the Georgia Tech staff after one year as the offensive line coach and recruiting coordinator at Shorter College in Rome, Ga. He began as a graduate assistant during the 2013 season before moving to a full-time role in 2014.

A native of Fayetteville, Ga., he was a four-year letterwinner at Georgia Southern, where he played center, guard and tackle for the Eagles. He started every game in 2011 and 2012, while helping the Eagles to three straight NCAA FCS semifinals appearances.

He graduated from Georgia Southern in 2012 with a bachelor's degree in business administration. He also earned his MBA from Shorter College in 2014. He is married to the former Faith Huffman of Fayetteville. The couple has one daughter, Lane Taylor, born May 17, 2015.



TEVIN WASHINGTON

GRADUATE ASSISTANT COACH
GEORGIA TECH, 2012
FIRST SEASON AT GEORGIA TECH
@COACHTW213

Tevin Washington, former two-year starting quarterback at Georgia Tech, returns to his alma mater as a first-year graduate assistant coach.


Washington works closely with assistant coach Bryan Cook in coaching the B-backs.

Prior to returning to The Flats, Washington utilized the management degree he earned in 2012 as a manager for AT&T in the Atlanta area. He also provided private instruction for local skill position players, primarily quarterbacks and receivers.

At the helm of Coach Paul Johnson's option-oriented offense, Washington rewrote the school and conference record books while starting in three consecutive bowl games for the Yellow Jackets.

At the conclusion of his collegiate career in 2012, Washington was first or second in 11 school statistical categories, and his 20 rushing touchdowns as a senior and 38 overall were best by a quarterback in ACC history.

A native of Wetumpka, Ala., Washington is single and resides in Atlanta.



RICK LYSTER

GRADUATE ASSISTANT COACH
LAFAYETTE COLLEGE, 2013
SECOND SEASON AT GEORGIA TECH
@RICKLYSTER

Rick Lyster is in his second year as a graduate assistant for the Georgia Tech football program. He works with the Yellow Jackets' linebackers.

Before joining the Georgia Tech staff, Lyster spent the 2014 season as the linebackers coach at Monmouth University during the Hawks' inaugural season in the Big South Conference. Prior to starting his coaching career, he served as corporate security in the Trump Organization.

A native of Ocean, N.J., he was a three-year letterwinner for the Lafayette College Leopards, playing defensive line for head coach Frank Tavani. He earned second-team All-Patriot League honors in 2011 as a defensive lineman. He was a team captain as a senior. He graduated from Lafayette in 2013 with a bachelor's degree in international affairs.



TIM MCGRATH

STAFF ASSISTANT
VILLANOVA, 2013
THIRD SEASON AT GEORGIA TECH
@COACHTMCGRATH

Tim McGrath is entering his third season at Georgia Tech as a special teams assistant. In his role, McGrath coordinates games plans, creates scouting reports, practice scripts and grades film.

He joined the Yellow Jacket coaching staff in July of 2014 and helped the team to an 11-3 record, winning the ACC Coastal Division Championship and Capital One Orange Bowl in his first season.

McGrath came to the Flats after serving as video coordinator and special teams quality control at Villanova University, his alma mater. As an undergraduate at Villanova, McGrath was a student assistant for the football program. While in school he also served on the staff at Episcopal Academy, helping the Churchmen to an 8-3 record in 2013.

McGrath also brings a wealth of indoor football experience from various professional leagues. He coached the 2013 and 2014 seasons with the Harrisburg Stampede, winning an American Indoor Football Championship in 2013, and spent the 2012 season on the staff of the Reading Express.

McGrath graduated from Villanova in December of 2013 with a degree in civil engineering and is a native of Andover, Massachusetts.



KEVIN REDDY


GRADUATE ASSISTANT COACH
GEORGIA GWINNETT, 2013
THIRD SEASON AT GEORGIA TECH
@COACHREDDYGT

Kevin Reddy, an assistant coach at a highly successful local high school football program for six years, joined the Georgia Tech staff in March 2014.

Reddy helped coach linebackers and special teams at Buford High School, which won state titles during his tenure in 2008, 2009, 2010, 2012 and 2013. The 2011 team finished as the state runner-up. He also served as a special education teacher for the 2013-14 school year.

After a standout career at Brookwood (Ga.) High School, Reddy attended Georgia Southern, where he played on the football team under head coach Brian Van Gorder in 2007.

A native of Snellville, Ga., Reddy obtained his degree from Georgia Gwinnett College in 2013. He is single and resides in Atlanta.



MIKE HUFF

DIRECTOR OF FOOTBALL OPERATIONS
DAYTON, 2007
NINTH SEASON AT GEORGIA TECH
@MIKEEHUFF

Mike Huff is in his fourth year as Georgia Tech's director of football operations and his ninth year overall on the Flats.

As director of football operations, Huff works closely with head coach Paul Johnson overseeing all aspects of the program's day-to-day support operations while serving as a liaison to several groups in the athletics and university community.

Huff implements, builds, and develops the team budget, oversees business contracting, team travel, personnel, scheduling and facility upgrades.

He oversaw the development of Tech's NFL locker room, reserved for Yellow Jacket alumni currently playing in the NFL, and also the renovation of the football recruiting office.

He currently serves on the College Football Playoff National Championship Advisory Committee.

Huff was promoted to director of operations in 2013 after serving two seasons as assistant director. He joined the football staff in October of 2011 after spending the previous three years as a member of Tech's communications department (2008-2011), working with both the football and

SUPPORT STAFF

baseball teams. He was a part of a media relations staff that was awarded the Football Writers Association of America (FWAA) "Super 11" Award for the 2011 season.

Huff earned his bachelor's degree in journalism from the University of Dayton in 2007, where he was a member of the University of Dayton soccer team. He earned a Master of Science degree in sport administration from Georgia State University in 2010.

A native of Tulsa, Okla., Huff is single and resides in Atlanta.



CRAIG CANDETO

ASSISTANT DIRECTOR OF FOOTBALL OPERATIONS

U.S. NAVAL ACADEMY, 2004
FIRST SEASON AT GEORGIA TECH

[@COACHCANDETO](#)

Craig Candeto, a former standout collegiate quarterback for Paul Johnson, Navy fighter pilot and coach, enters his second stint at Georgia Tech and first year as assistant director of football operations.

Candeto spent the past three years as the head football coach of Capital University in Columbus, Ohio. Candeto's 2015 squad was ranked in the top 15 nationally in five major statistical categories. In Candeto's time as head coach, the Crusaders broke a total of six school records.

During the 2011 and 2012 seasons, Candeto held the position of quarterbacks/B-backs coach and academic coordinator at The Citadel. He started his coaching career as a graduate assistant at Georgia Tech (2010) and Austin Peay State (2009).

Prior to beginning his career as a coach, Candeto served five years in the U.S. Navy, reaching the rank of Lieutenant. His last assignment was as a fighter pilot with Strike Fighter Squadron 106 in Virginia Beach, Va., flying the \$57 million F/A-18-18E/F Super Hornet.

As a student-athlete at the United States Naval Academy, Candeto played both football and baseball for four years. As a senior captain of the Midshipmen in 2003, he helped guide the team to an 8-5 record and a bowl appearance after posting just three wins the previous three seasons combined. Candeto rushed and passed for more than 1,000 yards and earned the Memorial Silver Helmet Award as the most outstanding player at Navy for two straight seasons. Candeto graduated from the Naval Academy with a bachelor's degree in economics in 2004.

He is married to the former Maribeth Robinson, and the couple resides in Smyrna.



ANDY LUTZ

DIRECTOR OF PLAYER PERSONNEL

PACIFIC, 1991
FOURTH SEASON AT GEORGIA TECH

A college football athletic administrator since 1991, Andy Lutz is in his fourth season on the Georgia Tech football staff. Prior to the 2015 season, he assumed his current role as director of player personnel.

Before coming to Georgia Tech in August 2013, he served as the assistant athletic director for football operations at Texas Tech. In that role, Lutz oversaw all facets of Texas Tech football's recruiting efforts as well as the day-to-day operations of the Red Raider program.

From late 1998 through 2008, Lutz worked as the assistant to the head football coach at Auburn, where his duties included day-to-day operations for recruiting and personnel.

Before working at Auburn, Lutz worked two years (1996-98) at Ole Miss as the assistant to the athletic director for recruiting, where he helped coordinate the recruiting process for all Rebels' sports. Lutz was promoted to his position at Ole Miss after working as a graduate assistant for one year.

Lutz began his collegiate administration career in 1991 at his alma mater, the University of the Pacific, for three years, from 1991-94. He then left for the University of Nevada, where he served as a graduate assistant for one year.

From 1991-2001, Lutz also worked outside the college athletics' arena as clinic director for the Frank Glazier Football Clinics.

Lutz graduated from Pacific with a degree in communications/public relations in 1991 after playing on the Tigers' football team from 1988-91. He began his college career at San Joaquin Delta College, where Lutz was an all-conference and second-team all-state defensive back. Lutz earned his master's in educational counseling psychology from Pacific in 1994.

He and his wife, Brandy, have one daughter, Aberle.



SAEED KHALIF

ASSOCIATE DIRECTOR OF PLAYER PERSONNEL

GEORGIA TECH, 1988
FOURTH SEASON AT GEORGIA TECH

Saeed Khalif, a former Georgia Tech football standout, returned to his alma mater in May 2013 as assistant director of player personnel, receiving a promotion to associate director in 2016.

Khalif (known in college as Kyle Ambrose) played defensive line at Georgia Tech from 1984-86. Khalif was a member of Tech's "Black Watch Defense," a team captain and he was named first-team All-ACC in 1986. Khalif, who played for head coach Bill Curry and helped lead the Yellow Jackets to a 9-2-1 record in 1985, was on the Denver Broncos roster in 1987.

Khalif returned to his alma mater after working the previous two years as defensive coordinator and defensive line coach at Savannah State. Prior to that, he served as head coach at Central High School in Newark, N.J., where he led CHS to back-to-back winning seasons.

Inducted into the Newark Sports Hall of Fame in October 2013, Khalif earned his bachelor's degree in industrial management from Georgia Tech in 1988.



BRAD WAGGONER

ASSOCIATE DIRECTOR OF PLAYER PERSONNEL

LIBERTY, 1997
THIRD SEASON AT GEORGIA TECH
[@COACHWAGGONERTG](#)

Brad Waggoner, who began his association with Georgia Tech football 20 years ago as a linebacker for the Yellow Jackets, was named associate director of player personnel in May 2014.

Waggoner comes to the Flats after serving the last 10 years as a high school head coach in Georgia, Alabama and Florida. Most recently, he was head coach and athletic director at Lumpkin County (Ga.) H.S. after previously working as the head coach at Decatur H.S. (2012-13) and Chattooga (Ga.) H.S. (2009-12).

From 1997-2000, Waggoner coached on the college level. In 1997 he served as an assistant coach and video coordinator at VMI, followed by two seasons as a graduate assistant coach at Alabama in 1998 and 1999. He went on to work as an assistant coach at West Alabama through 2000.

From 2000-03, Waggoner was an assistant coach at Sandy Creek H.S. in Tyrone (Ga.), where he helped coach Georgia Tech standouts Calvin Johnson and Andrew Gardner.

Waggoner grew up in Fayetteville, Ga., where he attended Landmark Christian High School. After graduating, he attended Georgia Tech in 1994 where he played linebacker for the Yellow Jackets. He finished his career at Liberty University, where he played linebacker for the Flames in 1995 and 1996.

Waggoner and wife, Mary Beth, have a son, Brad Jr.



BRITTANY McCORMICK

RECRUITING AND MARKETING COORDINATOR

MICHIGAN STATE, 2012
FOURTH SEASON AT GEORGIA TECH
[@BRITTMCCORMICK](#)

Brittany McCormick joined the Georgia Tech football staff as recruiting and marketing coordinator in March of 2016 following three years as assistant director for communications and public relations for the Yellow Jackets. She served as the primary contact for women's basketball and women's tennis, and the secondary contact for Tech football in that position.

McCormick came to The Flats from Syracuse University, where she was an athletics communication assistant for the 2012-13 athletics season. She worked with the Orange ice hockey, cross country, and track and field programs in addition to serving as a secondary contact for football, women's basketball, and men's and women's lacrosse.

McCormick has also served as a media and stats volunteer at the NCAA Frozen Four every year since April 2010.

A native of Freehold, N.J., she graduated with high honors from Michigan State with a bach-

SUPPORT STAFF

lor's degree in communications and public relations in 2012. She was a student assistant in the athletic communications office at Michigan State for three years. McCormick also served as a summer intern with USA Hockey in 2011.

She is a member of the College Sports Information Directors of America (CoSIDA) and the Eastern College Athletic Conference-Sports Information Directors Association (ECAC-SIDA).

McCormick currently resides in Atlanta.



JOHN SISK

DIRECTOR OF PLAYER DEVELOPMENT

WESTERN CAROLINA, 1993
FIFTH SEASON AT GEORGIA TECH

John Sisk, who has a wealth of experience with more than two decades in the profession, is in his fifth year as Georgia Tech's Director of Player Development.

Sisk, who oversees the player development staff that works with more than 350 Yellow Jacket student-athletes, works directly with the football program. Sisk came to Georgia Tech after serving one season as Director of Strength Training & Conditioning at Furman.


A 20-year veteran in the profession, Sisk served as the Director of Speed, Strength and Conditioning at Vanderbilt from 2001-2010. While at Vanderbilt, Sisk and his staff contributed to the football program's turnaround, which culminated in the Commodores' 2008 Gaylor Hotels Music City Bowl victory over Boston College. He coached four Vandy strength and conditioning All-Americans, including current Chicago Bears quarterback Jay Cutler. Cutler and Bears' offensive linemen Chris Williams were two National Football League first-round draft picks to progress through Sisk's strength training program at Vandy.

All told, Sisk directed the strength training regimen for 12 Vanderbilt players who signed NFL contracts, as well as four Major League Baseball first-round draft picks, including No. 1 selection David Price (Tampa Bay, 2007), No. 2 selection Pedro Alvarez (Pittsburgh, 2008), No. 7 selection Mike Minor (Atlanta, 2009), and No. 8 pick Casey Weathers (Colorado, 2007).

Sisk first worked in college athletics as an assistant strength coach at Furman in 1993 before serving as the strength and conditioning coach at Western Carolina. He went on to work on the staff at Clemson before taking the director's job at Vanderbilt in 2001.

A Waynesville, N.C., native, Sisk played football at Western Carolina, graduating with a degree in sports administration. Upon graduating, he spent three years as a football/strength coach at Tuscola (N.C.) High School.

In 2011, Sisk was one of eight recognized as a Master Strength & Conditioning Coach (MSCC) by the Collegiate Strength & Conditioning Coaches Association.



ZACH REED

PLAYER DEVELOPMENT COACH

TENNESSEE TECH, 2001
FOURTH SEASON AT GEORGIA TECH

Zach Reed is a player development coach for Georgia Tech, working specifically with football as well as overseeing the track & field programs. He joined the Georgia Tech staff in January 2011.

Prior to joining the Georgia Tech staff, Reed was a high school coach at Kennesaw Mountain High School from 2003-10.

Reed was a three-sport athlete in high school, competing in football, track and field, and wrestling. He earned a football scholarship to play at Tennessee Tech, where he was a four-year letterwinner.

He is a NSCA Certified Strength and Conditioning Specialist (CSCS) and is Strength and Conditioning Coach Certified (SCCC) by the Collegiate Strength and Conditioning Coaches Association (CSCCA). Reed is also USAW (USA Weightlifting) and NASM (National Academy of Sports Medicine) Corrective certified.

Reed regularly competes in Strongman competitions.

A native of Atlanta, he graduated from Tennessee Tech in 2001 with a bachelor's degree in health and physical education, and in 2002 with a master's degree in instructional leadership.



BEN SOWDERS

PLAYER DEVELOPMENT COACH

WESTERN KENTUCKY, 2008
SECOND SEASON AT GEORGIA TECH

Ben Sowders joined the Georgia Tech staff in June 2015 as a player development coach and enters his second season working with the Yellow Jacket football program.

Prior to Georgia Tech, he spent two years as the director of strength and conditioning at Gardner-Webb, where he was responsible for the training of the Runnin' Bulldogs' 23 programs.

Sowders was an assistant strength and conditioning coach at Southern Mississippi from 2012-2013. During his time in Hattiesburg, he was in charge of men's and women's basketball, volleyball, softball, and assisted with football.

Sowders' work with the Golden Eagles' men's basketball program during the 2012-13 season played a major role in the squad posting a school-record 27 wins and advancing to the third round of the NIT.

Before his time at Southern Miss, he completed a six-month internship at Alabama, working with the national champion Crimson Tide football program and legendary strength coach Scott Cochran. Sowders also worked with the volleyball, tennis, and rowing teams at Alabama.

His first position in the profession came as a facility coordinator and head strength and speed coach with D1 Sports Training in Nashville, Tenn., where he worked with a handful of notable NFL players, including Steve Smith, Jerome Bettis, Donovan McNabb, and Kyle Vanden Bosch. Overall, he helped train more than 15 Pro Bowlers and nine NFL draft picks.

Sowders earned his bachelor's degree in exercise science in December 2008 from Western Kentucky, where he was an outside linebacker for the Hilltoppers. He entered the program as a walk-on, but he later earned a scholarship and wrapped up his career as a two-year starter.

He received his master's degree in recreation and sport administration in August 2010 from WKU. Sowders is USAW and CSCS Certified and is a CSCCA member.

A Bowling Green, Kentucky native, Sowders is married to the former Shelbee Rodgers, who played softball for Southern Miss University.



CURTIS TURNER

PLAYER DEVELOPMENT COACH

CLEMSON, 2003
FOURTH SEASON AT GEORGIA TECH

Curtis Turner joined the Georgia Tech staff as a player development coach in May 2013. Prior to his arrival, he spent nearly 10 years on the Vanderbilt strength and conditioning staff.

At Vanderbilt, he was an assistant speed, strength and conditioning coach from August 2003-October 2010. During that time, he assisted in all facets of player development for football training programs. He was also responsible for the complete design and implementation of the yearly training program for men's and women's golf, and tennis teams. He was then promoted to director of strength and conditioning for men's basketball, a role he held from October 2010 until May 2013.

He has trained or assisted in the training of 35 current or former professional athletes, 13 All-Americans, and 50 all-conference selections. An active speaker, coach and clinic organizer, his programs have been featured in Men's Health, Yahoo! Sports, ESPNU All-Access, and Golf Digest.

He is a certified by the College Strength and Conditioning Coaches Association (CSCCA). He graduated from Clemson University in 2003 with a bachelor's degree in psychology and sociology education.



JAY SHOOP

DIRECTOR OF SPORTS MEDICINE

EAST TENNESSEE STATE, 1970
28TH SEASON AT GEORGIA TECH

Jay Shoop, a 46-year veteran of the sports medicine profession, returned to Georgia Tech in 2002 as director of sports medicine after a year as head trainer for the Detroit Lions.

Shoop, who oversees all areas of the sports medicine program for the Yellow Jackets' 17 varsity sports, previously served as Tech's director of sports medicine and head trainer from 1987-99.

PLAYERS & STAFF

SUPPORT STAFF

Shoop first came to Georgia Tech in 1987 after a two-year stint as head trainer for the NFL's Tampa Bay Buccaneers. He also served two years (1983-84) as head trainer of the Michigan Panthers of the USFL, and seven seasons as an assistant trainer for the Atlanta Falcons.

A native of Wise, Va., Shoop earned his bachelor's degree from East Tennessee State University in 1970 and a master's degree in 1976 from Furman, where he was head trainer for six years (1970-76).

Shoop served as the chief trainer for the Olympic Village for the 1996 Centennial Olympic Games and as the head trainer for the 1994 Goodwill Games in St. Petersburg, Russia.

An avid collector of historical sports memorabilia, Shoop authored the official history of the Southeastern Athletic Trainers Association in 1988. He was inducted into the NATA Hall of Fame in 2012.

Shoop is married to the former Anne Brockman. The couple has two children - Farrah, a Tech graduate and husband Corey Gamel, and Lynn, who his married to his wife Meredith. The Shoops have five grandchildren - Logan, Summer, Owen, Bree and Catherine Rose.



MARK SMITH

ASSISTANT ATHLETIC TRAINER

SUNY BROCKPORT, 2010
FOURTH SEASON AT GEORGIA TECH

Mark Smith is in his fourth season as an assistant athletic trainer at Georgia Tech, where he works with director of sports medicine Jay Shoop in the day-to-day care of Yellow Jacket football student-athletes.

Smith came to Georgia Tech after a short stint as an assistant athletic trainer at Georgia State in the spring of 2013. Prior to his time at Georgia State, he completed a year-long internship with the Buffalo Bills. In the summer of 2010, Smith performed an athletic training internship with the Pittsburgh Steelers.

Smith is familiar with Georgia Tech, having served as a graduate assistant athletic trainer on the Flats from 2010-12. His duties were primarily working with swimming & diving and assisting with football.

Smith is a NATABOC Certified Athletic Trainer. He is a member of the National Athletic Trainer's Association, Southeast Athletic Trainers' Association, the Georgia Athletic Trainers' Association, and he is licensed by the state of Georgia as an athletic trainer.

A native of Rochester, N.Y., Smith earned his bachelor's degree in athletic training from The College at Brockport, a State University of New York, in 2010.

He is married to the former Ashley Reid. The couple has one son, Brady.



TOM CONNER

EQUIPMENT MANAGER

ALABAMA, 1980
25TH SEASON AT GEORGIA TECH

A familiar face in the Georgia Tech Athletic Association, Tom Conner is in his 25th season as Georgia Tech's equipment manager. A certified athletic equipment manager, Conner is responsible for procuring and maintaining all equipment and uniforms for the football program and also assists in ordering gear for Tech's other sports programs.

Conner came to Tech in 1992 after four years as the equipment manager at the United States Naval Academy. He also has experience at the professional level after serving four years (1982-86) as the head equipment manager for the Birmingham Stallions of the United States Football League. He then worked one year (1987) as assistant equipment manager at Duke University before moving to Navy in 1988. Conner also spent two years as assistant equipment manager at the University of Missouri.

Conner earned his bachelor's degree in physical education in 1980 from the University of Alabama, where he worked four years as a student manager for football.

Conner, who completed a two-year seat as a member of the Schutt Manufacturers Advisory Board, was honored as the AEMA District III Equipment Manager of the Year for 1997-98.

A native of Signal Mountain, Tenn., Conner is married to the former Pamela Bushman, and the couple has a son.



PUNT WINDHAM

ASSISTANT EQUIPMENT MANAGER

GEORGIA TECH, 1994
14TH SEASON AT GEORGIA TECH

Punt Windham is in his 14th season at Georgia Tech, his alma mater, as assistant equipment manager.

Windham, a certified equipment manager, handles the day-to-day operations of the football equipment room including handling and ordering equipment and uniforms, maintenance of equipment and travel logistics of the equipment. Since coming back to his alma mater in 2003, Windham was a part of 11 straight bowl appearances with the Yellow Jackets.

Prior to working at Georgia Tech, Windham served eight years at the University of Texas, where he served as head baseball equipment manager and assistant football equipment manager.

While in Austin, Windham worked with the Longhorn baseball team that captured the 2002 NCAA championship and also appeared in the 2000 College World Series.

Windham graduated from Georgia Tech in 1994 with a degree in industrial engineering. He worked as a student manager for the Yellow Jacket football team, which captured a share of the national championship in 1990.

Windham grew up in Lilburn, Ga., Windham and wife, Kim, were married in 2010.



TODD MCCARTHY

DIRECTOR OF VIDEO OPERATIONS

VCU, 1992
19TH SEASON AT GEORGIA TECH

Todd McCarthy is in his 19th season at Georgia Tech as Director of Video Operations after joining the Tech staff in the spring of 1998. McCarthy handles all practice, game and opponents' video for the coaching staff while overseeing Tech's video operations.

In 2005, the Tech Video Department received the SAVVY Award from the Collegiate Sports Video Association for the nation's top highlight video. McCarthy is a five-time winner of the ACC Video Director of the Year Award (2001, 2003, 2004, 2009 and 2010).

McCarthy spent two years (1996-98) as Director of Sports Video at the University of Pittsburgh and three years (1993-96) in the same capacity at the University of Richmond. He also worked two years as a videographer and editor in the sports department at WRIC-TV, the ABC affiliate in Richmond, Va.

McCarthy earned his bachelor's degree in broadcast communications from Virginia Commonwealth University in 1992. A native of Richmond, Va., McCarthy is married to the former Elizabeth Krupp and they have three children -- Nicholas, born in 2012, and twins Micheal and Madison, born this past May.



CHRIS BREEN

DIRECTOR OF ACADEMIC SERVICES

FORDHAM, 2002
SIXTH SEASON AT GEORGIA TECH

Chris Breen, who serves as Georgia Tech's Director of Academics, is in his sixth year on the Flats. He was promoted to his current position in July 2014.

Breen came to Tech after spending five years as Associate Director of Academic Support for Student Athletes at Seton Hall University, working specifically with the men's basketball team. Breen received the President's Award for Student Service in May 2010 from Seton Hall.

Breen earned his bachelor's degree in business administration in 2002 from Fordham University, where he played linebacker and was captain of the 2001 football team. He also coached linebackers for two seasons at Fordham following graduation, and helped his alma mater win the Patriot League in 2002. Breen completed his master's degree in counseling in 2006.

He attended the same university as Vince Lombardi and the "Seven Blocks of Granite". He has spent nine-plus years working in the academics support field, and 11 years in higher education.

Breen and his wife Lauren currently reside in Atlanta, Georgia.

SUPPORT STAFF



MIKE FLYNN

ASSISTANT AD / COMMUNICATIONS

MIAMI, OHIO, 2001
FIRST SEASON AT GEORGIA TECH
@MFLYNGT

Mike Flynn, who has spent 13 years at Appalachian State, including the last 12 leading the Mountaineers' communications staff, became Georgia Tech's assistant athletics director for communications and public relations on June 27, 2016.

Flynn, 37, oversees the day-to-day operation of the communications and public relations staff, publicizing Georgia Tech's 17-sport program. He also will serve as the Yellow Jackets' primary communications contact for the football team and be a part of the GTAA's senior leadership team.

At Appalachian State, Flynn directed public relations and media relations efforts for the Mountaineers' 20 sports, served as the primary media contact for their football and baseball teams and acted as the department's chief spokesperson. He was a member of App State athletics' senior management team.

Flynn arrived at Appalachian State in 2003 as an assistant sports information director. He was promoted to director in 2004 and assistant athletics director in 2006. During his tenure, he managed all communications and publicity for the Mountaineers' football program, including an ultra-successful move to NCAA Division I FBS and the Sun Belt Conference (winning 11 games and the Raycom Media Camellia Bowl in their first full-fledged season as a member of FBS in 2015), three consecutive NCAA Division I FCS national championships (2005-07) and a historic win over the University of Michigan in 2007. He also directed communications for App State's baseball program, including a 41-win campaign in 2012 that saw the Mountaineers come within three victories of earning the school's first-ever College World Series berth.

Prior to his arrival at Appalachian State in 2003, Flynn was a member of the sports information staffs at TCU (2001-03) and Miami, Ohio (1999-2001). He received a bachelor's degree in speech communications from Miami in 2001 and a master's in advertising/public relations from TCU in 2003.

Born in Elizabeth, N.J., and raised in Columbus, Ohio, Flynn and his wife, Erin, have two daughters: Kellan (9) and Annie (3).



TERI ANTON

ADMINISTRATIVE COORDINATOR

FLORIDA STATE, 1991
19TH SEASON AT GEORGIA TECH
@GTMISSTERI

Teri Anton is in her 19th year at Georgia Tech and is the assistant to head coach Paul Johnson. She is responsible for the organization, preparation and maintenance of the head coach's schedule and communications.

Her other duties include administrative support to the football staff, serve as NFL Liaison as well as Tech's coaching clinics and summer camps, and maintaining team databases. Anton is also the liaison with team parents and coordinates special events including annual team banquet and senior day presentations.

Prior to joining Georgia Tech, Anton was a high school teacher in DeKalb County and a director at the Creme de la Creme School in Buckhead. She graduated from Florida State in 1991 with a bachelor's degree in education.



KASSI LEE

RECRUITING OPERATIONS COORDINATOR

GEORGIA SOUTHERN, 2011
FIRST SEASON AT GEORGIA TECH
@KELLE10

Kassi Lee joined the Georgia Tech football staff in March 2016 as recruiting operations coordinator and brings experience in college football recruiting and operations to The Flats.

Prior to Georgia Tech, Lee spent a year with the football program at the United States Military Academy as director of high school relations. She previously worked three seasons at Georgia Southern University, two as a graduate assistant before being named director of football operations in 2013.

Lee's work experience also includes a year as an Atlanta-based associate with Parker Executive Search in their higher education practice.

A native of Elberton, Ga., Lee earned two degrees from Georgia Southern University -- a bachelor's in business administration in 2011 and a master's in business administration in 2013. A team captain and four-year letterwinner for the Georgia Southern University cross country and track program, Lee was also a member of the Student-Athlete Advisory Board.

PLAYERS & STAFF



DERRICK MOORE
Team Chaplain




DR. ANGELO GALANTE
Team Physician



DR. AARON KING
Team Dentist



DR. JOHN XEROGEANES
Team Physician



DR. GARY LOURIE
Team Physician



RANDY RHINO
Chiropractor



LEAH THOMAS
Director
Total Person Program



BRANDON POTTEBAUM
Assistant Director
Academic Services



MICHAEL WOO
Academic Coordinator



MARKEISHA EVERETT
Director
Marketing



PHIL LEWICKI
Assistant Director
Marketing



DANNY KARNIK
Photographer

ADMINISTRATION



G.P. "BUD" PETERSON

INSTITUTE PRESIDENT
KANSAS STATE, 1975

G.P. "Bud" Peterson was appointed as the 11th president of Georgia Tech on April 1, 2009. Prior to this appointment, he served as chancellor at the University of Colorado at Boulder (2006-2009), provost at Rensselaer Polytechnic Institute in Troy, New York (2000-2006), and program director at the National Science Foundation for the Thermal Transport and Thermal Processing Program (1993-1994). He has held various positions at Texas A&M University, beginning in 1981 as an assistant professor of engineering technology and Halliburton Professor of Mechanical Engineering (1990), the College of Engineering's Tenneco Professor, head of the Department of Mechanical Engineering (1993-1996), executive associate dean of engineering (1996-2000), and associate vice chancellor for engineering for the Texas A&M University System (1996-2000). Prior to his service at Texas A&M, he was a visiting research scientist at NASA-Johnson Space Center in Houston, Texas (1981-1982), associate professor and head of the General Engineering Technology Department at Kansas Technical Institute in Salina, Kan. (1979-1981), and taught mathematics, physics and chemistry at Shawnee Mission South High School in Overland Park, Kan. (1978-1979), and Wabaunsee County High School in Alma, Kan. (1977-1978).

Throughout his career, Peterson has played an active role in helping to establish the national education and research agendas, serving on numerous industry, government, and academic task forces and committees. He has served as a member of a number of congressional task forces, research councils, and advisory boards, including the Office of Naval Research (ONR), the National Aeronautics and Space Administration (NASA), the Department of Energy (DOE), the National Research Council (NRC), and the National Academy of Engineering (NAE). In addition, he has served as a member of the Board of Directors and vice president for education for the American Institute of Aeronautics and Astronautics (AIAA) and is currently serving as a member of the National Science Board (NSB), co-chair of the Government Relations Committee of the Association of Public and Land-grant Universities (APLU), as a member of the U.S. Council on Competitiveness, and was recently appointed by Secretary Gary Locke as a member of the National Advisory Council on Innovation and Entrepreneurship (NACIE).

As chancellor of the University of Colorado, Peterson led the development of a new university wide strategic plan, Flagship 2030, which defined a vision for the university for the next 20 years. In his nearly three years as chancellor, freshman applications increased by 35 percent, the number of under-represented minorities in the freshmen class increased by 38 percent, sponsored research increased by more than 18 percent, and private philanthropy for the university increased by nearly 80 percent.

As provost at Rensselaer, he played a key role in the institutional transformation and the dramatic improvement in the quality, size, and diversity of the faculty – overseeing the hiring of nearly 40 percent of the faculty, increasing the total number of tenured and tenure-track faculty by 20 percent, and improving the diversity of the tenured/tenure-track faculty by more than doubling the number of under-represented minorities and increasing the number of women by 40 percent. In addition, during his tenure as provost, the quality, size, and diversity of the student body increased, with the number of full-time PhD students increasing by 25%.

Peterson's research interests have focused on the fundamental aspects of phase change heat transfer, including the heat transfer in reduced gravity environments, boiling from enhanced surfaces, and some of the earliest work in the area of flow and phase change heat transfer in microchannels. Early investigations focused on applications involving the thermal control of manned and unmanned spacecraft and progressed through applications of phase change heat transfer to the thermal control of electronic components and devices. More recently, investigations have included fundamental applications of phase change heat transfer to the field of biotechnology, including the insitu treatment of cancerous tissue using hypo and hyperthermia to arrest epileptic seizures through the rapid cooling of localized brain tissue, which required highly efficient heat dissipation devices capable of dissipating thermal energy to surrounding tissue.

A Fellow of both the American Society of Mechanical Engineers and the American Institute of Aeronautics and Astronautics, Peterson is the author or co-author of 14 books or book chapters, 180 refereed journal articles, more than 150 conference publications, and holds eight patents with two others pending. He is a member of several professional organizations and the recipient of numerous national and international honors and awards for both teaching and research.



REGINALD DesROCHES

FACULTY ATHLETICS REPRESENTATIVE
CALIFORNIA, 1990

Reginald DesRoches, the Karen and John Huff School Chair, and Professor of Civil and Environmental Engineering at the Georgia Institute of Technology, is in his second year as the Faculty Athletics Representative for the Georgia Tech Athletic Association. DesRoches took over as FAR on July 1, 2014, after Professor Sue Ann Bidstrup stepped down following a five-year stint as FAR. His primary research interests are design of buildings and critical infrastructure under earthquake loads, and seismic risk assessment. He has a particular interest in mitigating the impacts of earthquakes in the Caribbean and Western Africa. He has published over 250 articles in the general area of earthquake engineering and seismic risk assessment and has given over 100 presentations in 30 different countries.

Dr. DesRoches has served as a key technical leader in the US response to the Haiti earthquake, and has traveled to Haiti numerous times since the earthquake. He was a member of an early response team which traveled to Haiti immediately following the earthquake to conduct critical building safety assessments for the United Nations. He later led a team of 28 engineers, architects, city planners, and social scientists to study the impact of the earthquake. This visit resulted in a series of recommendations on the recovery and rebuilding of Haiti, and was the foundation for the Earthquake Spectra special issue on the Haiti earthquake, which consisted of a compilation of research papers on the lessons learned from the Haiti earthquake.

Dr. DesRoches has been called on for expert testimony following recent earthquake events by CNN, CNN International, LiveScience, National Geographic, Asia Times online and other news media. He has participated in numerous congressional briefings in the United States to underscore the critical role that University research must play in addressing the country's infrastructure crisis and resilience to natural hazards.

Dr. DesRoches has served as Chair of the ASCE Seismic Effects Committee (2006-2010), Chair of the executive committee of the Technical Council on Lifeline Earthquake Engineering (2010), and Board of the Earthquake Engineering Research Institute (EERI). He is currently a member of the executive committee of the National Academy of Sciences Roundtable on Risk, Resilience, and Extreme Events, and is on the advisory board for the Natural Disasters, Coastal Infrastructure and Emergency Management Research Center (DIEM). Dr. DesRoches has received numerous awards, including the Presidential Early Career Award for Scientists and Engineers (PECASE) in 2002. The PECASE award is the highest honor bestowed upon scientists and engineers in the early stages of their careers. Most recently, he was a recipient of the 2007 ASCE Walter L. Huber Civil Engineering Research Prize, the Georgia Tech Outstanding Doctoral Thesis Advisor Award (2010), and the Georgia Tech ANAK Award (2008). The ANAK award is considered the highest honor the undergraduate student body can bestow on a Georgia Tech faculty.

Dr. DesRoches earned his bachelor's of science in mechanical engineering, master's of science in civil engineering, and PhD in structural engineering – all at the University of California, Berkeley. He was born in Port-au-Prince, Haiti, and grew up in Queens, N.Y.

ADMINISTRATION



MIKE BOBINSKI

DIRECTOR OF ATHLETICS

NOTRE DAME, 1979

📧 @GATECHAD

Mike Bobinski enters his fourth year at the helm of Georgia Tech Athletics, having been named Director of Athletics on April 1, 2013. Bobinski oversees an athletic department that includes 17 NCAA Division I varsity sports and is rich with athletic tradition and success. Under Bobinski's leadership, the Yellow Jackets have continued to excel both in competition and in the classroom.

During Bobinski's first three years on The Flats, Georgia Tech programs have captured ACC titles in baseball (2014 tournament title) and golf (2014 and 2015), while producing 34 All-Americans. Along with these titles, other recent highlights include the 2014 Coastal Division title, a Capital One Orange Bowl win and No. 8 final ranking for the football program; back-to-back NCAA tournament appearances for the baseball team; top 10 NCAA finishes by the Yellow Jackets golf team in 2014 and 2015 to go along with their conference titles; and a Sweet 16 berth in the 2016 Women's NCAA Tennis Championships.

Georgia Tech has also seen a number of individual athletes excel during this same time frame. Golfers Ollie Schniederjans (2014) and Anders Albertson (2013 and 2015) each captured individual ACC golf titles, diver Brad Homza was the ACC outstanding diver in 2016 capturing the 10-meter platform title, and track and field standout Bria Matthews captured ACC titles in both the long jump and triple jump at the 2016 ACC indoor championships on her way to garnering All-America recognition. Yellow Jackets' student-athletes continue to shine in the classroom as well, with an upswing in graduation rates, internships, retention, and academic accolades. During his three years on The Flats, 301 student-athletes earned their degrees from Georgia Tech, and those earning Dean's List and Faculty Honors designation increased from 45 percent in 2013 to 49 percent this past spring. Since the beginning of the 2013-14 academic year, 498 Georgia Tech student-athletes, nearly half annually, received ACC Honor Roll acknowledgement.

Bobinski served a five-year term on the NCAA Division I Men's Basketball Committee, which culminated in his serving as the committee chairman for the 2012-13 season. That successful role concluded with the 2013 Final Four, which coincidentally was held in Atlanta. He currently serves on the NCAA Baseball Committee.

Just the eighth Georgia Tech director of athletics over the past 110 years, Bobinski joins the likes of John Heisman, William Alexander, Bobby Dodd and Homer Rice who have served in the role previously.

Bobinski came to Georgia Tech after serving 12 years as director of athletics at Cincinnati's Xavier University, where he also served as associate vice president. He was hired as the Musketeers' director of athletics in 1998 and remained in the role until 2004, when he was named associate vice president for development and oversaw all of the university's fundraising efforts, including major gifts, grant services and annual and planned giving. He returned as athletic director in 2006.

At Xavier, Bobinski headed an athletic program that strived to excel in the classroom as well as on the playing fields and courts. In 2012, Xavier ranked 11th nationally in Division I Graduation Success Rates at 97 percent. In June of 2012, the National Association of Collegiate Directors of Athletics named Bobinski the Under Armour Division I Northeast Athletic Director of the Year.

During his tenure, nine Xavier teams earned 40 team or individual spots in NCAA championship competition. That includes men's basketball, which reached at least the NCAA Tournament Sweet 16 in four of the last six years. In the same time span, 25 Xavier teams captured Atlantic 10 Conference championships.

In men's basketball, Xavier averaged 25 wins over Bobinski's 12 years. The Musketeers advanced to the Elite Eight in 2004 and 2008. In addition, men's basketball extended its streak to 88 straight seniors that graduated. Women's basketball made runs to the NCAA Elite Eight in 2001 and again in 2010 and in 2011 achieved its highest national ranking in program history at No. 4.

In 2009, Bobinski hired Chris Mack as men's basketball head coach. He also hired Thad Matta as head men's basketball coach in 2001 and Sean Miller as Xavier's first associate head coach. Matta is now head coach at Ohio State and Miller has since taken over as head coach at Arizona. Bobinski also hired former women's basketball coach Kevin McGuff, who spent nine years at Xavier. He also oversaw the opening of The Cintas Center.

Prior to joining Xavier, Bobinski served as the University of Akron's athletic director from 1994 to 1998. From 1989 to 1994, he was the associate director of athletics at the U.S. Naval Academy. Prior to that, Bobinski served as the associate and assistant business manager at the University of Notre Dame from 1984 to 1989.

As a licensed certified public accountant, he first went into accounting with Deloitte, Haskins and Sell and Arthur Young & Company from 1979-82. He also worked for the Walt Disney Company in Orlando from 1982-84 before moving into college athletics at Notre Dame in 1984.

A native of Yaphank on Long Island, N.Y., Bobinski received his bachelor of business administration from Notre Dame in 1979, graduating magna cum laude, while playing four years for the Fighting Irish baseball team.

Bobinski has two children, Melissa, a 2009 Xavier graduate, and Brian, a 2012 Ohio State graduate.

ATHLETICS LEADERSHIP TEAM



MIKE BOBINSKI
Athletic Director



BRETT DANIELS
Deputy AD



JOHN DAVID WICKER
Senior Associate AD
Operations



JACK THOMPSON
Senior Associate AD
Development



SHOSHANNA ENGEL
Associate AD
Compliance



DEREK GRICE
Associate AD
Facilities, Operations & Events



JIM HALL
Associate VP/Associate AD
Development



MARVIN LEWIS
Associate AD
Finance & Administration



PHYLLIS LABAW
Associate AD
Student Services



RICK THORPE
Associate AD
Sales & Fan Experience



MIKE FLYNN
Assistant AD
Communications
& Public Relations



LEE HENDRICKSON
Human Resources

PLAYERS & STAFF



2015 SEASON IN REVIEW



2015 STATISTICS

----- PAT -----

SCORING	TD	FGS	KICK	RUSH	RCV	PASS	DXP	SAF	PTS
Harrison Butker	0	7-11	44-44	0-0	0	0-0	0	0	65
Clinton Lynch	8	0-0	0-0	1-1	0	0-0	0	0	50
Patrick Skov	8	0-0	0-0	0-0	0	0-0	0	0	48
Justin Thomas	6	0-0	0-0	0-0	0	0-0	0	0	36
Ricky Jeune	4	0-0	0-0	0-0	0	0-0	0	0	24
Marcus Marshall	4	0-0	0-0	0-0	0	0-0	0	0	24
Qua Searcy	2	0-0	0-0	0-0	0	0-0	0	0	12
Marcus Allen	2	0-0	0-0	0-0	0	0-0	0	0	12
Matthew Jordan	2	0-0	0-0	0-0	0	0-0	0	0	12
Micheal Summers	2	0-0	0-0	0-0	0	0-0	0	0	12
Tim Byerly	1	0-0	0-0	0-0	0	0-0	0	0	6
Isiah Willis	1	0-0	0-0	0-0	0	0-0	0	0	6
Broderick Snoddy	1	0-0	0-0	0-0	0	0-0	0	0	6
Adam Gotsis	1	0-0	0-0	0-0	0	0-0	0	0	6
TaQuon Marshall	1	0-0	0-0	0-0	0	0-0	0	0	6
Mikell Lands-Davis	1	0-0	0-0	0-0	0	0-0	0	0	6
Lance Austin	1	0-0	0-0	0-0	0	0-0	0	0	6
Brady Swilling	1	0-0	0-0	0-0	0	0-0	0	0	6
Brant Mitchell	1	0-0	0-0	0-0	0	0-0	0	0	6
A.J. Gray	0	0-0	0-0	0-0	0	0-0	0	0	0
TEAM	0	0-0	0-1	0-0	0	0-0	0	1	2
TOTAL.....	47	7-11	44-45	1-1	0	0-0	0	1	351
OPPONENTS.....	38	15-21	32-35	0-2	1	1-1	0	1	309

PUNT RETURNS	NO.	YDS	AVG	TD	LONG
Jamal Golden	16	161	10.1	0	44
Chris Milton	1	17	17.0	0	0
Qua Searcy	1	-2	-2.0	0	0
TaQuon Marshall	1	1	1.0	0	1
Brad Stewart	1	7	7.0	0	7
Lance Austin	0	5	0.0	0	5
TOTAL.....	20	189	9.4	0	44
OPPONENTS.....	14	109	7.8	0	69

INTERCEPTIONS	NO.	YDS	AVG	TD	LONG
Brant Mitchell	2	46	23.0	1	32
D.J. White	2	0	0.0	0	0
A.J. Gray	1	8	8.0	0	8
Jamal Golden	1	0	0.0	0	0
Chris Milton	1	0	0.0	0	0
Lawrence Austin	1	0	0.0	0	0
Rod Rook-Chungong	1	16	16.0	0	16
TOTAL	9	70	7.8	1	32
OPPONENTS	10	175	17.5	0	57

KICK RETURNS	NO.	YDS	AVG	TD	LONG
Jamal Golden	18	359	19.9	0	34
Marcus Marshall	10	212	21.2	0	29
Brant Mitchell	1	5	5.0	0	5
Mikell Lands-Davis	1	1	1.0	0	1
Antonio Messick	1	13	13.0	0	13
TOTAL.....	31	590	19.0	0	34
OPPONENTS.....	19	440	23.2	1	100

FUMBLE RETURNS	NO.	YDS	AVG	TD	LONG
Adam Gotsis	1	11	11.0	1	11
Lance Austin	0	0	0.0	1	0
TOTAL.....	1	11	11.0	2	11
OPPONENTS.....	5	105	21.0	1	45

KICKOFFS	NO	YDS	AVG	TB	OB	RETN	NET	YDLN
Harrison Butker	61	3914	64.2	41	0			
Total.....	61	3914	64.2	41	0	440	40.1	24
Opponents.....	63	3867	61.4	28	1	590	40.9	24

ALL PURPOSE	G	RUSH	REC	PR	KOR	IR	TOT	AVG/G
Marcus Marshall	11	654	42	0	212	0	908	82.5
Clinton Lynch	12	457	273	0	0	0	730	60.8
Jamal Golden	12	0	0	161	359	0	520	43.3
Ricky Jeune	12	0	520	0	0	0	520	43.3
Justin Thomas	12	488	0	0	0	0	488	40.7
Patrick Skov	11	377	44	0	0	0	421	38.3
Isiah Willis	12	169	101	0	0	0	270	22.5
Broderick Snoddy	8	181	15	0	0	0	196	24.5
Micheal Summers	7	0	178	0	0	0	178	25.4
Marcus Allen	9	166	6	0	0	0	172	19.1
Matthew Jordan	5	161	0	0	0	0	161	32.2
TaQuon Marshall	9	58	76	1	0	0	135	15.0
Qua Searcy	3	76	45	-2	0	0	119	39.7
Lynn Griffin	12	113	0	0	0	0	113	9.4
Mikell Lands-Davis	7	40	69	0	1	0	110	15.7
Brad Stewart	12	-10	93	7	0	0	90	7.5
Brady Swilling	2	67	0	0	0	0	67	33.5
Brant Mitchell	12	0	0	0	5	46	51	4.2
Tim Byerly	1	42	0	0	0	0	42	42.0
Austin McClellan	11	26	0	0	0	0	26	2.4
Chris Milton	12	0	0	17	0	0	17	1.4
Rod Rook-Chungong	11	0	0	0	0	16	16	1.5
Antonio Messick	6	0	0	0	13	0	13	2.2
Chase Alford	12	9	0	0	0	0	9	0.8
A.J. Gray	10	0	0	0	0	8	8	0.8
Ryan Braswell	2	6	0	0	0	0	6	3.0
Lance Austin	10	0	0	5	0	0	5	0.5
Roberto Hinojosa	1	-3	0	0	0	0	-3	-3.0
TEAM	7	-3	0	0	0	0	-3	-0.4
Total.....	12	3074	1462	189	590	70	5385	448.8
Opponents.....	12	1981	2435	109	440	175	5140	428.3

PUNTING	NO.	YDS	AVG	LONG	TB	FC	I20	BLKD
Ryan Rodwell	45	1770	39.3	59	0	12	14	0
TEAM	2	23	11.5	23	0	0	0	1
Total.....	47	1793	38.1	59	0	12	14	1
Opponents.....	60	2417	40.3	60	4	21	20	2

FIELD GOALS	M-A	PCT	01-19	20-29	30-39	40-49	50-99	LG	BLK
Harrison Butker	7-11	63.6	0-0	0-0	3-4	2-3	2-4	53	1

FIELD GOAL SEQUENCE	GT	OPP
Alcorn State	-	35
Tulane	-	47,(27)
Notre Dame	30,43	(29)
Duke	(52),(48)	-
North Carolina	(37)	(37),47
Clemson	(39)	(21),(42)
Pittsburgh	50	(56)
Florida State	(53),(40),(35)	(20),(27),(38),56
Virginia	-	(19),(24)
Virginia Tech	-	(29),40
Miami (FL)	-	(57)
Georgia	55	(19),(37),40

Numbers in (parentheses) indicate field goal was made

2015 REVIEW

2015 STATISTICS



2015 REVIEW

DEFENSE	----- TACKLES -----				TFL/YDS	--SACKS--		----- PASS DEF -----		----- FUMBLES -----			BLKD	
	GP	SOLO	AST	TOTAL		NO-YARDS	INT-YDS	BRUP	QBH	RCV-YDS	FF	KICK	SAF	
P.J. Davis	12	45	32	77.0	6.5-12	2.0-5	.	.	2	.	1	.	.	
Jamal Golden	12	45	19	64.0	2.0-5	.	1-0	4	.	1-0	.	.	.	
Demond Smith	11	35	16	51.0	2.5-8	.	.	1	
Tyler Marcordes	12	34	17	51.0	6.5-23	2.0-14	2	.	.	
KeShun Freeman	12	23	21	44.0	4.0-22	2.0-19	.	1	1	1-0	1	.	.	
D.J. White	11	36	5	41.0	.	.	2-0	8	.	.	1	.	.	
Lawrence Austin	12	24	16	40.0	1.5-3	.	1-0	2	
Patrick Gamble	10	19	19	38.0	2.5-3	1.0-1	.	2	1	1-0	.	1	.	
Brant Mitchell	12	25	11	36.0	2.5-11	1.0-5	2-46	
Adam Gotsis	9	20	11	31.0	5.0-17	3.0-13	.	.	1	2-11	.	.	.	
Chris Milton	12	27	1	28.0	1.0-1	.	1-0	6	.	.	.	2	.	
A.J. Gray	10	15	6	21.0	.	.	1-8	.	.	1-0	.	.	.	
Corey Griffin	11	15	6	21.0	
Domonique Noble	11	11	8	19.0	0.5-1	.	.	.	1	
Francis Kallon	8	9	6	15.0	1	.	.	
Jabari Hunt	8	8	5	13.0	1.0-1	
Rod Rook-Chungong	11	8	5	13.0	2.0-2	.	1-16	1	1	
Antonio Simmons	11	8	5	13.0	3.0-13	1.0-5	.	1	2	.	1	.	.	
Kyle Cerge-Henderson	6	3	9	12.0	0.5-1	
Chase Alford	12	5	6	11.0	
Victor Alexander	12	6	3	9.0	1.0-1	
Lynn Griffin	12	6	2	8.0	1.0-3	
Anree Saint-Amour	7	5	3	8.0	2.0-15	1.0-13	.	.	1	1-0	.	.	.	
Step Durham	8	7	.	7.0	
Terrell Lewis	12	6	1	7.0	
Lance Austin	10	4	1	5.0	.	.	.	2	
Shaun Kagawa	10	2	1	3.0	1-0	.	.	.	
Beau Hankins	2	2	1	3.0	
Tyler Stargel	11	2	.	2.0	1.0-9	1.0-9	
Isiah Willis	12	2	.	2.0	
Clinton Lynch	12	2	.	2.0	
Kenderius Whitehead	2	1	1	2.0	1	.	
Ricky Jeune	12	1	.	1.0	
Matthew Jordan	5	1	.	1.0	1.0-2	
Justin Thomas	12	1	.	1.0	
Trey Braun	12	1	.	1.0	
Errin Joe	11	1	.	1.0	
Shamire Devine	11	1	.	1.0	
Tre Jackson	11	1	.	1.0	
Micheal Summers	7	1	.	1.0	
Mitch Williams	1	.	1	1.0	
Sean Tobin	6	.	1	1.0	
TEAM	7	1	
Total.....	12	468	239	707.0	47-153	14-84	9-70	28	10	8-11	8	3	1	
Opponents.....	12	495	260	755.0	76.0-300	15-116	10-175	29	18	14-105	19	2	1	

2015 STATISTICS

INDIVIDUAL GAME-BY-GAME PASSING

THOMAS, J.	ATT	COMP	INT	PCT	YARDS	TD	LONG	SACK	YDS	EFFIC
Alcorn State	4	3	0	75.0	54	1	24	1	18	270.9
Tulane	9	7	0	77.8	97	2	30	1	8	241.6
Notre Dame	24	8	0	33.3	121	2	28	1	3	103.2
Duke	21	6	1	28.6	143	1	35	2	18	92.0
North Carolina	21	12	1	57.1	168	1	40	0	0	130.5
Clemson	14	6	1	42.9	159	2	50	2	15	171.1
Pittsburgh	15	6	1	40.0	106	1	34	1	9	108.0
Florida State	10	4	2	40.0	67	0	36	1	10	56.3
Virginia	31	13	0	41.9	251	2	37	1	3	131.2
Virginia Tech	13	4	0	30.8	97	0	58	2	18	93.4
Georgia	18	6	2	33.3	82	1	21	1	6	67.7
TOTALS	180	75	8	41.7	1345	13	58	13	108	119.4

#11 Jordan, M.	Att	Comp	Int	Pct	Yards	TD	Long	Sack	Yds	Effic
Tulane	1	1	0	100.0	35	1	35	0	0	724.0
Miami (FL)	8	4	1	50.0	59	0	22	1	5	86.9
TOTALS	9	5	1	55.6	94	1	35	2	8	157.7

#18 Byerly, T.	Att	Comp	Int	Pct	Yards	TD	Long	Sack	Yds	Effic
Alcorn State	1	1	0	100.0	23	0	23	0	0	293.2
TOTALS	1	1	0	100.0	23	0	23	0	0	293.2

#83 Stewart, B.	Att	Comp	Int	Pct	Yards	TD	Long	Sack	Yds	Effic
Miami (FL)	1	0	1	0.0	0	0	0	0	0	-200.0
TOTALS	1	0	1	0.0	0	0	0	0	0	-200.0

#85 Rodwell, R.	Att	Comp	Int	Pct	Yards	TD	Long	Sack	Yds	Effic
Duke	1	0	0	0.0	0	0	0	0	0	0.0
TOTALS	1	0	0	0.0	0	0	0	0	0	0.0

INDIVIDUAL GAME-BY-GAME RUSHING

	No-Yds/TD	ASU	TLN	ND	DU	NC	CU	UP	FS	VA	VT	UM	UGA
Marshall, M. RB	86-654/4	8-184/2	6-37/0	1-0/0	5-14/0	DNP	11-45/0	10-159/2	16-69/0	8-23/0	4-4/0	8-74/0	9-45/0
Thomas, J. QB	145-488/6	3-2/1	10-71/1	11-27/0	24-58/1	18-56/2	14-3/0	15-98/0	13-88/1	10-18/0	15-52/0	3-18/0	9--3/0
Lynch, C. RB	48-457/5	2-17/0	1-45/1	2-25/0	3-(-8)/0	8-48/1	1-3/0	7-67/0	6-52/0	3-6/1	4-61/1	4-61/1	8-78/0
Skov, P. RB	93-377/6	12-72/3	11-50/1	18-66/1	19-75/0	15-56/0	2-4/0	3-5/1	DNP	2-8/0	1-2/0	5-25/0	5-14/0
Snoddy, B. RB	20-181/1	3-51/0	4-35/0	7-77/0	2-12/0	DNP	DNP	DNP	DNP	-	3-1/0	1-5/1	-
Willis, I. RB	32-169/1	1-1/1	1-13/0	-	2-7/0	9-40/0	-	2-21/0	7-29/0	4-23/0	4-26/0	1--2/0	1-11/0
Allen, M. RB	35-166/2	3-21/0	2-20/1	DNP	2-15/0	1-6/0	4-8/0	-	4-15/0	DNP	16-75/1	3-6/0	DNP
Jordan, M. QB	37-161/2	3-18/0	3-72/1	DNP	DNP	DNP	2-14/0	DNP	DNP	DNP	DNP	28-60/1	1--3/0
Griffin, L.	14-113/0	-	-	-	-	1-6/0	2-(-10)/0	1-5/0	-	-	-	4-67/0	6-45/0
Searcy, Q. RB	13-76/1	1-31/0	6-35/1	6-10/0	DNP	DNP	DNP	DNP	DNP	DNP	DNP	DNP	DNP
Swilling, B. QB	13-67/1	7-18/1	6-49/0	DNP	DNP	DNP	DNP	DNP	DNP	DNP	DNP	DNP	DNP
Marshall, T. RB	8-58/0	1-18/0	2-10/0	2-11/0	1-11/0	DNP	1-(-6)/0	1-14/0	-	DNP	-	-	DNP
Byerly, T. QB	7-42/1	7-42/1	DNP	DNP	DNP	DNP	DNP	DNP	DNP	DNP	DNP	DNP	DNP
Lands-Davis, M. RB	18-40/0	DNP	DNP	DNP	DNP	3-12/0	3-2/0	1-7/0	3-8/0	5-9/0	1-(-5)/0	DNP	2-7/0
McClellan, A. RB	3-26/0	-	-	-	DNP	3-26/0	-	-	-	-	-	-	-
Alford, C.	1-9/0	-	-	-	-	-	1-9/0	-	-	-	-	-	-
Braswell, R. RB	4-6/0	1-1/0	3-5/0	DNP	DNP	DNP	DNP	DNP	DNP	DNP	DNP	DNP	DNP
Hinjosa, R. AB	1-(-3)/0	DNP	1-(-3)/0	DNP	DNP	DNP	DNP	DNP	DNP	DNP	DNP	DNP	DNP
Stewart, B. WR	1-(-10)/0	-	-	-	1-(-10)/0	-	-	-	-	-	-	-	-

INDIVIDUAL GAME-BY-GAME RECEIVING

	No-Yds/TD	ASU	TLN	ND	DU	NC	CU	UP	FS	VA	VT	UM	UGA
Jeune, R. WR	24-520/4	1-23/0	1-6/0	1-11/0	4-91/1	3-42/0	2-69/1	2-44/1	1-33/0	5-103/0	1-58/0	-	3-40/1
Lynch, C. RB	11-273/3	-	-	1-28/0	1-35/0	1-19/0	1-50/1	-	-	3-69/2	-	3-51/0	1-21/0
Summers, M. WR	12-178/2	1-19/1	3-45/1	1-10/0	DNP	DNP	1-3/0	2-43/0	-	4-58/0	DNP	DNP	DNP
Willis, I. RB	6-101/0	-	-	2-16/0	-	1-40/0	-	-	-	1-21/0	2-24/0	-	-
Stewart, B. WR	7-93/0	-	1-13/0	-	-	3-32/0	-	-	1-36/0	-	-	1-8/0	1-4/0
Marshall, T. RB	3-76/1	1-24/0	1-35/1	-	1-17/0	DNP	-	-	-	DNP	-	-	DNP
Lands-Davis, M. RB	7-69/1	DNP	DNP	DNP	DNP	2-24/1	2-37/0	1-10/0	2-(-2)/0	-	-	DNP	-
Searcy, Q. RB	3-45/1	1-11/0	1-17/1	1-17/0	DNP	DNP	DNP	DNP	DNP	DNP	DNP	DNP	DNP
Skov, P. RB	3-44/2	-	-	2-39/2	-	1-5/0	-	-	DNP	-	-	-	-
Marshall, M. RB	3-42/0	-	1-16/0	-	-	DNP	-	1-9/0	-	-	-	-	1-17/0
Snoddy, B. RB	1-15/0	-	-	-	-	DNP	DNP	DNP	DNP	-	1-15/0	-	-
Allen, M. RB	1-6/0	-	-	DNP	-	1-6/0	-	-	-	DNP	-	-	DNP

INDIVIDUAL GAME-BY-GAME PUNT RETURNS

	No-Yds	ASU	TLN	ND	DU	NC	CU	UP	FS	VA	VT	UM	UGA
Golden, J.	16-161	2-45	1-44	3-43	1-(-1)	-	1-(-2)	-	3-13	-	1-3	3-4	1-12
Milton, C.	1-17	-	1-17	-	-	-	-	-	-	-	-	-	-
Stewart, B.	1-7	-	-	-	1-7	-	-	-	-	-	-	-	-
Marshall, T.	1-1	1-1	-	-	-	DNP	-	-	-	DNP	-	-	DNP
Searcy, Q.	1-(-2)	1-(-2)	-	-	DNP	DNP	DNP	DNP	DNP	DNP	DNP	DNP	DNP

INDIVIDUAL GAME-BY-GAME KICKOFF RETURNS

	No-Yds	ASU	TLN	ND	DU	NC	CU	UP	FS	VA	VT	UM	UGA
Golden, J.	18-359	1-16	1-34	2-39	4-80	2-52	3-42	2-38	-	1-21	1-13	1-24	-
Marshall, M.	10-212	-	-	1-21	-	DNP	2-36	-	-	2-56	-	2-44	3-55
Messick, A.	1-13	-	-	-	1-13	-	DNP	DNP	-	DNP	DNP	DNP	DNP
Mitchell, B.	1-5	1-5	-	-	-	-	-	-	-	-	-	-	-
Lands-Davis, M.	1-1	DNP	DNP	DNP	DNP	-	-	-	1-1	-	-	DNP	-

2015 REVIEW

2015 STATISTICS

INDIVIDUAL GAME-BY-GAME ALL-PURPOSE YARDS

	TOTAL	ASU	TLN	ND	DU	NC	CU	UP	FS	VA	VT	UM	UGA
Marshall, M.	908	184	53	21	14	DNP	81	168	69	79	4	118	117
Lynch, C.	730	17	45	53	27	67	53	67	52	132	6	112	99
Golden, J.	520	61	78	82	79	52	40	38	13	21	16	28	12
Jeune, R.	520	23	6	11	91	42	69	44	33	103	58	-	40
Thomas, J.	488	2	71	27	58	56	3	98	88	18	52	18	-3
Skov, P.	421	72	50	105	75	61	4	5	DNP	8	2	25	14
Willis, I.	270	1	13	16	7	80	-	21	29	44	50	-2	11
Snoddy, B.	196	51	35	77	12	DNP	DNP	DNP	DNP	-	16	5	-
Summers, M.	178	19	45	10	DNP	DNP	3	43	-	58	DNP	DNP	DNP
Allen, M.	172	21	20	DNP	15	12	8	-	15	DNP	75	6	DNP
Jordan, M.	161	18	72	DNP	DNP	DNP	14	DNP	DNP	DNP	DNP	60	-3
Marshall, T.	135	43	45	11	28	DNP	-6	14	-	DNP	-	-	DNP
Searcy, Q.	119	40	52	27	DNP	DNP	DNP	DNP	DNP	DNP	DNP	DNP	DNP
Griffin, L.	113	-	-	-	-	6	-10	5	-	-	-	67	45
Lands-Davis, M.	110	DNP	DNP	DNP	DNP	36	39	17	7	9	-5	DNP	7
Stewart, B.	90	-	13	-	-3	32	-	-	36	-	-	8	4
Swilling, B.	67	18	49	DNP	DNP	DNP	DNP	DNP	DNP	DNP	DNP	DNP	DNP
Mitchell, B.	51	5	-	-	-	-	14	-	-	-	32	-	-
Byerly, T.	42	42	DNP	DNP	DNP	DNP	DNP	DNP	DNP	DNP	DNP	DNP	DNP
McClellan, A.	26	-	-	-	DNP	26	-	-	-	-	-	-	-
Milton, C.	17	-	17	-	-	-	-	-	-	-	-	-	-
Chungong, R.	16	-	-	-	DNP	-	-	-	-	16	-	-	-
Messick, A.	13	-	-	-	13	-	DNP	DNP	-	DNP	DNP	DNP	DNP
Alford, C.	9	-	-	-	-	-	9	-	-	-	-	-	-
Gray, A.	8	-	-	-	8	-	-	-	-	DNP	DNP	-	-
Braswell, R.	6	1	5	DNP	DNP	DNP	DNP	DNP	DNP	DNP	DNP	DNP	DNP
Austin, Lan.	5	-	-	-	-	-	-	DNP	-	-	5	-	DNP
Hinjosa, R.	-3	DNP	-3	DNP	DNP	DNP	DNP	DNP	DNP	DNP	DNP	DNP	DNP
TEAM	-3	-	-	-	-1	-1	-1	-	-	-	-	-	-

INDIVIDUAL GAME-BY-GAME INTERCEPTIONS

	No-Yds	ASU	TLN	ND	DU	NC	CU	UP	FS	VA	VT	UM	UGA
White, D.	2-0	-	1-0	1-0	-	-	-	-	DNP	-	-	-	-
Mitchell, B.	2-46	-	-	-	-	-	1-14	-	-	-	1-32	-	-
Austin, Law.	1-0	-	-	-	1-0	-	-	-	-	-	-	-	-
Milton, C.	1-0	1-0	-	-	-	-	-	-	-	-	-	-	-
Chungong, R.	1-16	-	-	-	DNP	-	-	-	-	1-16	-	-	-
Golden, J.	1-0	-	-	-	-	-	-	-	1-0	-	-	-	-
Gray, A.	1-8	-	-	-	1-8	-	-	-	-	DNP	DNP	-	-

INDIVIDUAL GAME-BY-GAME FUMBLES

FUMBLES FORCED	Number	ASU	TLN	ND	DU	NC	CU	UP	FS	VA	VT	UM	UGA
Marcordes, T.	2	-	-	1	-	-	-	-	-	-	1	-	-
Davis, P.	1	-	-	-	1	-	-	-	-	-	-	-	-
Simmons, A.	1	1	-	-	-	-	-	-	-	-	-	-	DNP
Kallon, F.	1	1	-	DNP	-	-	DNP	DNP	DNP	-	-	-	-
White, D.	1	-	-	-	-	1	-	-	DNP	-	-	-	-
Freeman, K.	1	1	-	-	-	-	-	-	-	-	-	-	-
Jordan, M. QB	1	1	-	DNP	DNP	DNP	-	DNP	DNP	DNP	DNP	-	-
FUMBLES RECOVERED	Number	ASU	TLN	ND	DU	NC	CU	UP	FS	VA	VT	UM	UGA
Gotsis, A.	2	-	-	1	-	-	1	-	-	-	DNP	DNP	DNP
Golden, J.	1	-	-	-	-	-	-	-	-	-	1	-	-
Gamble, P.	1	-	-	-	DNP	DNP	1	-	-	-	-	-	-
Kagawa, S.	1	1	-	-	-	-	-	-	-	-	-	DNP	DNP
Freeman, K.	1	-	-	-	1	-	-	-	-	-	-	-	-
Gray, A.	1	1	-	-	-	-	-	-	-	DNP	DNP	-	-
Saint-Amour, A.	1	-	1	DNP	DNP	DNP	-	DNP	DNP	-	-	-	-

2015 REVIEW

2015 STATISTICS

GEORGIA TECH SCORING DRIVES

	QTR	TD	FG	PLAYERS	PLAY	PL	YDS	TIME
Alcorn State	1	X		Justin Thomas	13-yard rush	5	63	2:05
	1	X		Patrick Skov	3-yard rush	6	29	3:04
	1	X		Isiah Willis	1-yard rush	5	59	1:42
	1	X		Justin Thomas to Micheal Summers	19-yard pass	3	69	1:10
	1	X		Marcus Marshall	49-yard rush	2	31	0:53
	2	X		Patrick Skov	21-yard rush	6	71	3:11
	2	X		Tim Byerly	8-yard rush	7	59	3:21
	3	X		Patrick Skov	4-yard rush	9	82	4:44
	3	X		Marcus Marshall	64-yard rush	4	83	1:58
	4	X		Brady Swilling	1-yard rush	3	5	1:25
Tulane	1	X		Qua Searcy	13-yard rush	6	35	3:00
	2	X		Patrick Skov	6-yard rush	11	70	6:50
	2	X		Justin Thomas	4-yard rush	3	10	1:21
	2	X		Justin Thomas to Qua Searcy	17-yard pass	4	38	0:36
	3	X		Clinton Lynch	45-yard rush	4	75	2:02
	3			Team	Safety			
	3	X		Justin Thomas to Micheal Summers	30-yard pass	5	63	2:42
	4	X		Matthew Jordan to TaQuon Marshall	35-yard pass	9	91	4:38
	4	X		Matthew Jordan	65-yard rush	1	65	0:10
	4	X		Marcus Allen	17-yard rush	2	20	0:42
Notre Dame	2	X		Patrick Skov	5-yard rush	4	80	1:30
	4	X		Justin Thomas to Patrick Skov	24-yard pass	13	79	6:10
	4	X		Justin Thomas to Patrick Skov	15-yard pass	3	43	0:26
	4	X		Justin Thomas	12-yard rush	11	88	4:45
Duke	1	X	X	Harrison Butker	52-yard FG	6	16	2:45
	2	X		Justin Thomas to Ricky Jeune	10-yard pass	12	74	4:02
	3	X		Harrison Butker	48-yard FG	4	2	1:24
North Carolina	4	X		Justin Thomas	1-yard rush	10	64	5:06
	2	X		Clinton Lynch	14-yard rush	14	85	7:40
	2	X		Justin Thomas	1-yard rush	13	68	7:44
	3	X		Justin Thomas to M. Lands-Davis	19-yard pass	4	43	1:48
Clemson	4	X		Harrison Butker	37-yard FG	7	55	2:06
	1	X		Harrison Butker	39-yard FG	4	-2	0:57
Clemson	2	X		Justin Thomas to Clinton Lynch	50-yard pass	7	75	3:45
	3	X		Adam Gotsis	fumble recovery			
	4	X		Justin Thomas to Ricky Jeune	46-yard pass	6	74	3:11
Pittsburgh	1	X		Marcus Marshall	58-yard rush	3	75	1:21
	2	X		Justin Thomas to Ricky Jeune	29-yard pass	5	86	2:24
	2	X		Patrick Skov	1-yard rush	10	86	5:28
	4	X		Marcus Marshall	7-yard rush	5	75	2:16
Florida State	1	X		Harrison Butker	53-yard FG	9	39	4:36
	2	X		Justin Thomas	60-yard rush	4	94	1:46
	3	X		Harrison Butker	40-yard FG	11	52	6:33
	4	X		Harrison Butker	35-yard FG	8	45	3:31
Virginia	4	X		Lance Austin	blocked FG return			
	1	X		Clinton Lynch	49-yard rush	5	77	2:24
	2	X		Clinton Lynch	30-yard pass	6	44	3:18
Virginia Tech	4	X		Clinton Lynch	22-yard pass	10	95	2:31
	1	X		Marcus Allen	4-yard rush	4	75	1:49
Virginia Tech	1	X		Clinton Lynch	4-yard rush	8	45	4:28
	3	X		Brant Mitchell	32-yard INT return			
	1	X		Broderick Snoddy	5-yard rush	6	62	3:15
Miami	4	X		Matthew Jordan	3-yard rush	6	68	2:43
	4	X		Clinton Lynch	3-yard rush	10	67	5:32
Georgia	1	X		Justin Thomas to Ricky Jeune	15-yard pass	7	64	2:46

OPPONENT SCORING DRIVES

	QTR	TD	FG	PLAYERS	PLAY	PL	YDS	TIME
Alcorn State	3	X		Aaron Baker	1-yard rush	10	75	4:39
	Tulane	2	X		Tanner Lee to Devon Breaux	44-yard pass	7	91
Notre Dame	4	X		Andrew DiRocco	37-yard FG	16	65	6:26
	1	X		DeShone Kizer to Will Fuller	46-yard pass	6	65	1:38
	2	X		C.J. Prosise	17-yard rush	10	82	3:46
	3	X	X	Justin Yoon	29-yard FG	4	23	1:43
Duke	4	X		C.J. Prosise	1-yard rush	9	59	3:24
	4	X		C.J. Prosise	91-yard rush	2	86	1:05
	1	X		Shaq Powell	4-yard rush	12	75	4:35
North Carolina	1	X		Thomas Sirk to T.J. Rahming	11-yard pass	4	48	1:51
	1	X		Shaq Powell	1-yard rush	1	1	0:01
	3	X		DeVon Edwards	100-yard KO return			
	4	X		Shaq Powell	30-yard rush	4	39	0:23
Clemson	2	X		Elijah Hood	2-yard rush	9	75	3:05
	2	X		Marquise Williams	7-yard rush	6	44	0:52
	3	X	X	Nick Weiler	37-yard FG	7	55	2:25
	3	X		Elijah Hood	1-yard rush	11	75	3:54
Clemson	4	X		Quinshad Davis to Marquise Williams	37-yard pass	1	37	0:10
	4	X		Marquise Williams	27-yard rush	5	59	1:58
	1	X		Wayne Gallman	66-yard rush	3	75	1:05
	1	X		Huegel	21-yard FG	6	32	1:30
Pittsburgh	1	X		Wayne Gallman	1-yard rush	10	80	3:54
	1			Team punt	Safety			
	2	X		Deshaun Watson to Jordan Leggett	29-yard pass	5	66	1:55
	2	X		Deshaun Watson to Jordan Leggett	8-yard pass	9	70	1:32
Pittsburgh	3	X		Zac Brooks	35-yard rush	4	70	1:26
	4	X	X	Ammon Lakip	42-yard FG	9	50	4:01
	1	X		Nate Peterman to Tyler Boyd	6-yard pass	13	75	7:10
	2	X		Qadree Ollison	1-yard rush	5	75	2:12
Florida State	2	X		Nate Peterman to Tyler Boyd	17-yard pass	8	75	4:18
	3	X		Nate Peterman to J.P. Holtz	6-yard pass	8	49	4:00
	4	X	X	Chris Blewitt	56-yard FG	14	31	7:02
	1	X		Roberto Aguayo	20-yard FG	5	17	2:17
Virginia Tech	2	X		Dalvin Cook	2-yard rush	1	2	0:05
	2	X		Roberto Aguayo	27-yard FG	10	66	4:33
	2	X		Roberto Aguayo	38-yard FG	9	54	2:22
	1	X		Ian Frye	19-yard FG	5	17	2:20
Virginia	1	X		Daniel Hamm	4-yard rush	10	75	5:03
	3	X	X	Ian Frye	24-yard FG	9	58	3:40
	3	X		Matt Johns to Canaan Severin	30-yard pass	2	30	0:51
	4	X		Albert Reid	24-yard rush	13	91	8:08
Virginia Tech	2	X		Travon McMillian	2-yard rush	10	80	4:39
	2	X		Michael Brewer to Isaiiah Ford	17-yard pass	10	76	3:15
	3	X	X	Joey Slye	29-yard FG	10	69	5:12
	4	X		Travon McMillian	4-yard rush	4	18	2:20
Miami	1	X		Joe Yearby	2-yard rush	8	75	3:27
	2	X		Mark Walton	4-yard rush	6	97	3:22
	2	X		Jermaine Grace	0-yard FUM return			
	2	X	X	Michael Badgley	57-yard FG	3	4	0:18
Georgia	3	X		Mark Walton	25-yard pass	4	41	2:40
	4	X		Mark Walton	1-yard rush	6	75	3:24
	1	X		Sony Michel	34-yard rush	8	75	4:41
	3	X	X	Marshall Morgan	19-yard FG	10	65	4:34
Georgia	4	X		Marshall Morgan	37-yard FG	5	42	1:59

SCORING DRIVES SUMMARY

	GT	OPP
Touchdown plays of 20-plus yards	17	14
Touchdown plays of 50-plus yards	3	3
Touchdown drives of 80-plus yards	10	6
Touchdown drives of 90-plus yards	3	2
Touchdown drives of 20 yards or less	6	4
Touchdown drives of 5:00 or more	7	6
Touchdown drives of 7:00 or more	2	3
Touchdown drives of 3:00 or less	27	22
Touchdown drives of 2:00 or less	17	16
Touchdown drives of 1:00 or less	6	6
Touchdown drives of 5 plays or less	23	15
Touchdown drives of 10 plays or more	10	14
Touchdown drives of 1 play	1	3

2015 STATISTICS

GEORGIA TECH BIG PLAYS (25+ YARDS)

* Touchdown

NO.	OPPONENT	PLAYER(S)	PLAY	DOWN/DIST	YDS
1	Alcorn State (5)	Qua Searcy	Rush	2nd/6	31
2		Jamal Golden	Punt Ret.	--	35
3		Marcus Marshall	Rush	2nd/28	49*
4		Marcus Marshall	Rush	1st/10	37
5		Marcus Marshall	Rush	2nd/1	64*
6	Tulane (8)	Jamal Golden	Punt Ret.	--	44
7		Clinton Lynch	Rush	1st/10	45*
8		Jamal Golden	KO Ret.	--	34
9		Justin Thomas	Rush	1st/10	26
10		Justin Thomas to Micheal Summers	Pass	2nd/14	30*
11		Matthew Jordan to TaQuon Marshall	Pass	1st/10	35*
12		Matthew Jordan	Rush	1st/10	65*
13		Brady Swilling	Rush	4th/9	27
14	Notre Dame (2)	Justin Thomas to Clinton Lynch	Pass	1st/10	28
15		Broderick Snoddy	Rush	2nd/5	48
16	Duke (4)	Justin Thomas to Ricky Jeune	Pass	1st/10	30
17		Justin Thomas to Clinton Lynch	Pass	2nd/2	35
18		Jamal Golden	KO Ret.	--	30
19		Justin Thomas to Ricky Jeune	Pass	1st/10	33
20	UNC (2)	Jamal Golden	KO Ret.	--	31
21		Justin Thomas to Isiah Willis	Pass	1st/10	40
22	Clemson (3)	Justin Thomas to Clinton Lynch	Pass	2nd/9	50*
23		Justin Thomas to Mikell Lands-Davis	Pass	2nd/16	26
24		Justin Thomas to Ricky Jeune	Pass	2nd/16	46*
25	Pittsburgh (6)	Marcus Marshall	Rush	2nd/11	58*
26		Justin Thomas to Micheal Summers	Pass	1st/10	34
27		Justin Thomas	Rush	1st/10	51
28		Justin Thomas to Ricky Jeune	Pass	2nd/15	29*
29		Justin Thomas	Rush	1st/10	45
30		Marcus Marshall	Rush	1st/10	58
31	Florida State (4)	Justin Thomas to Ricky Jeune	Pass	2nd/13	33
32		Justin Thomas	Rush	2nd/6	60*
33		Justin Thomas to Brad Stewart	Pass	4th/6	36
34		Lance Austin	Block Ret.		78*
35	Virginia (6)	Clinton Lynch	Rush	2nd/10	49*
36		Justin Thomas to Clinton Lynch	Pass	3rd/8	30*
37		Marcus Marshall	KO Ret.		29
38		Marcus Marshall	KO Ret.		27
39		Justin Thomas to Micheal Summers	Pass	1st/15	33
40		Justin Thomas to Ricky Jeune	Pass	1st/10	37
41	Virginia Tech (2)	Justin Thomas to Ricky Jeune	Pass	2nd/1	58
42		Brant Mitchell	INT Ret.		32*
43	Miami (4)	Clinton Lynch	Rush	1st/10	36
44		Marcus Marshall	Rush	1st/10	25
45		Lynn Griffin	Rush	1st/10	27
46		Marcus Marshall	KO Ret.		27
47	Georgia (1)	Clinton Lynch	Run	2nd/8	28

OPPONENT BIG PLAYS (25+ YARDS)

* Touchdown

NO.	OPPONENT	PLAYER(S)	PLAY	DOWN/DIST	YDS
1	Alcorn State (2)	John Gibbs, Jr.	Rush	3rd/11	30
2		Lenorris Footman to Lamarvin Ashley	Pass	2nd/9	44
3	Tulane (2)	Sherman Badie	KO Ret.		26
4		Tanner Lee to Devon Breaux	Pass	2nd/6	44*
5	Notre Dame (4)	DeShone Kizer to Will Fuller	Pass	3rd/20	46*
6		DeShone Kizer to Will Fuller	Pass	2nd/7	27
7		DeShone Kizer to Will Fuller	Pass	3rd/7	36
8		C.J. Prosise	Rush	2nd/15	91*
9	Duke (4)	Thomas Sirk to Max McCaffrey	Pass	1st/10	32*
10		Ryan Smith	Punt Ret.		69
11		DeVon Edwards	KO Ret.		100*
12		Shaq Powell	Rush	4th/1	30*
13	UNC (6)	Marquise Williams to Austin Proehl	Pass	3rd/15	26*
14		Marquise Williams to Mack Hollins	Pass	1st/10	25
15		Marquise Williams	Rush	2nd/5	25
16		Quinshad Davis to Marquise Williams	Pass	1st/10	37*
17		Marquise Williams	Rush	1st/10	27
18		Marquise Williams	Rush	4th/5	27*
19	Clemson (6)	Wayne Gallman	Rush	3rd/1	66*
20		Deshaun Watson to Germone Hopper	Pass	3rd/10	32
21		Deshaun Watson to Jordan Leggett	Pass	2nd/5	29*
22		Zac Brooks	Rush	1st/10	35*
23		Nick Schuessler to Deon Cain	Pass	3rd/7	38
24		Nick Schuessler to Trevion Thompson	Pass	3rd/7	33
25	Pittsburgh (3)	Nate Peterman to D. Ford	Pass	2nd/7	41
26		Tyler Boyd to Challingsworth	Pass	1st/10	29
27		Tyler Boyd	KO Ret.		31
28	Florida State (1)	Lamarcus Brutus	INT Ret.		57
29	Virginia (2)	Olamide Zaccheaus	Rush	1st/10	34
30		Matt Johns to Canaan Severin	Pass	2nd/10	30*
31	Virginia Tech (1)	Michael Brewer to Cam Phillips	Pass	3rd/5	45
32	Miami (7)	Brad Kaaya to David Njoku	Pass	3rd/8	33
33		Brad Kaaya to Stacy Coley	Pass	2nd/10	42
34		Brad Kaaya to Herb Waters	Pass	2nd/5	46
35		Ufomba Kamalu	Fum Ret.		45
36		Jamal Carter	INT Ret.		48
37		Brad Kaaya to Mark Walton	Pass	2nd/23	25*
38		Brad Kaaya to Chris Herndon	Pass	1st/15	46
39	Georgia (4)	Sony Michel	Run	4th/1	34*
		Greyson Lambert to Terry Godwin	Pass	3rd/5	30
		Greyson Lambert to Malcolm Mitchell	Pass	2nd/8	34
		Greyson Lambert to Jeb Blazevich	Pass	1st/10	25

BIG PLAYS FROM SCRIMMAGE SUMMARY

RUSH/CATCH	25-29	30-39	40-49	50-59	60-69	70-79	80-89	90-99	TOT
Jeune, R.	1 (0-1)	4 (0-4)	1 (0-1)	1 (0-1)	0 (0-0)	0 (0-0)	0 (0-0)	0 (0-0)	7 (0-7)
Lynch, C.	1 (0-1)	3 (1-2)	2 (2-0)	1 (0-1)	0 (0-0)	0 (0-0)	0 (0-0)	0 (0-0)	7 (3-4)
Marshall, M.	1 (1-0)	1 (1-0)	1 (1-0)	2 (2-0)	1 (1-0)	0 (0-0)	0 (0-0)	0 (0-0)	6 (6-0)
Thomas, J.	1 (1-0)	0 (0-0)	1 (1-0)	1 (1-0)	1 (1-0)	0 (0-0)	0 (0-0)	0 (0-0)	4 (4-0)
Summers, M.	0 (0-0)	3 (0-3)	0 (0-0)	0 (0-0)	0 (0-0)	0 (0-0)	0 (0-0)	0 (0-0)	3 (0-3)
Searcy, Q.	0 (0-0)	1 (1-0)	0 (0-0)	0 (0-0)	0 (0-0)	0 (0-0)	0 (0-0)	0 (0-0)	1 (1-0)
Jordan, M.	0 (0-0)	0 (0-0)	0 (0-0)	0 (0-0)	1 (1-0)	0 (0-0)	0 (0-0)	0 (0-0)	1 (1-0)
Swilling, B.	1 (1-0)	0 (0-0)	0 (0-0)	0 (0-0)	0 (0-0)	0 (0-0)	0 (0-0)	0 (0-0)	1 (1-0)
Marshall, T.	0 (0-0)	1 (0-1)	0 (0-0)	0 (0-0)	0 (0-0)	0 (0-0)	0 (0-0)	0 (0-0)	1 (0-1)
Willis, I.	0 (0-0)	0 (0-0)	1 (0-1)	0 (0-0)	0 (0-0)	0 (0-0)	0 (0-0)	0 (0-0)	1 (0-1)
Lands-Davis, M.	1 (0-1)	0 (0-0)	0 (0-0)	0 (0-0)	0 (0-0)	0 (0-0)	0 (0-0)	0 (0-0)	1 (0-1)
Stewart, B.	0 (0-0)	1 (0-1)	0 (0-0)	0 (0-0)	0 (0-0)	0 (0-0)	0 (0-0)	0 (0-0)	1 (0-1)
Griffin, L.	1 (1-0)	0 (0-0)	0 (0-0)	0 (0-0)	0 (0-0)	0 (0-0)	0 (0-0)	0 (0-0)	1 (1-0)
Totals	7 (4-3)	14 (3-11)	6 (4-2)	5 (3-2)	3 (3-0)	0 (0-0)	0 (0-0)	0 (0-0)	35 (17-18)
Opponents	9 (4-5)	10 (4-6)	8 (1-7)	0 (0-0)	1 (1-0)	0 (0-0)	0 (0-0)	1 (1-0)	29 (11-18)

PASSING	25-29	30-39	40-49	50-59	60-69	70-79	80-89	90-99	TOT
Thomas, J.	3	10	2	2	0	0	0	0	17
Jordan, M.	0	1	0	0	0	0	0	0	1
Totals	3	11	2	2	0	0	0	0	18
Opponents	5	6	6	0	0	0	0	0	17

2015 STATISTICS

POINTS OFF GEORGIA TECH TAKEAWAYS

OPPONENT	QTR	TURNOVER	DEFENDER(S)	LED TO	PTS
Alcorn State	1	Interception	Chris Milton	Touchdown	6
	2	Fumble	Freeman (F), Gray (R)	Touchdown	7
	4	Fumble	Jordan (F), Kagawa (R)	Touchdown	7
Tulane	3	Interception	D.J. White	Touchdown	7
	4	Fumble	Anree Saint-Amour (R)	Touchdown	7
Notre Dame	2	Interception	D.J. White	Touchdown	7
	2	Fumble	Marcordes (F), Gotsis (R)	Missed FG	0
Duke	1	Fumble	Davis (F), Freeman (R)	Field Goal	3
	3	Interception	A.J. Gray	Field Goal	3
	4	Interception	Law. Austin	Downs	0
North Carolina	None				
Clemson	1	Fumble	Pat Gamble (R)	Field Goal	3
	3	Interception	Brant Mitchell	Punt	0
	3	Fumble	Adam Gotsis (R)	Touchdown	7*
Pittsburgh	None				
Florida State	4	Interception	Jamal Golden	Punt	0
Virginia	2	Interception	Rod Rook-Chungong	Touchdown	7
Virginia Tech	1	Fumble	Marcordes (F), Gamble (R)	Touchdown	7
	3	Interception	Brant Mitchell	Touchdown	7*
Miami	None				
Georgia	None				

Points 78

* Defensive touchdown

POINTS OFF GEORGIA TECH GIVEAWAYS

OPPONENT	QTR	TURNOVER	DEFENDER(S)	LED TO	PTS
Alcorn State	2	Fumble	Marcus Marshall	Missed FG	0
Tulane	1	Fumble	Broderick Snoddy	Missed FG	0
Notre Dame	3	Fumble	Justin Thomas	Field Goal	3
Duke	3	Interception	Justin Thomas	Punt	0
	4	Fumble	Justin Thomas	Touchdown	8
North Carolina	4	Fumble	Justin Thomas	Touchdown	7
	4	Interception	Justin Thomas	End of Game	0
Clemson	1	Interception	Justin Thomas	Field Goal	3
Pittsburgh	1	Fumble	Justin Thomas	Punt	0
Florida State	1	Interception	Justin Thomas	Field Goal	3
	2	Interception	Justin Thomas	Touchdown	7
Virginia	1	Fumble	Marcus Marshall	Field Goal	3
	3	Fumble	Justin Thomas	Touchdown	7
Virginia Tech	3	Fumble	Broderick Snoddy	Punt	0
	4	Fumble	Broderick Snoddy	Punt	0
	4	Fumble	Marcus Allen	Touchdown	7
Miami	2	Fumble	Matthew Jordan	Touchdown	7
	2	Fumble	Patrick Skov	Touchdown	7*
	3	Interception	Matthew Jordan	Punt	0
	3	Interception	Brad Stewart	Touchdown	7
Georgia	3	Fumble	Ricky Jeune	Field Goal	3

Points 72

GEORGIA TECH FUMBLES

OPPONENT	QTR	PLAYER	RESULT
Alcorn State	2	Marcus Marshall	Lost
	4	Qua Searcy	Recovered
Tulane	1	Broderick Snoddy	Lost
Notre Dame	1	Patrick Skov	Recovered
	3	Justin Thomas	Lost
	4	Justin Thomas	Recovered
Duke	2	Justin Thomas	Recovered
	2	Justin Thomas	Recovered
	4	Jamal Golden	Recovered
	4	Justin Thomas	Lost
North Carolina	1	Isiah Willis	Recovered
	2	Ryan Rodwell	Recovered
	4	Justin Thomas	Lost
	4	Mikell Lands-Davis	Recovered
Clemson	None		
Pittsburgh	1	Justin Thomas	Lost
	3	Justin Thomas	Recovered
	4	Marcus Marshall	Recovered
Florida State	None		
Virginia 1	Marcus Marshall	Lost	
	1	TEAM	Recovered
	3	Justin Thomas	Lost
Virginia Tech	3	Broderick Snoddy	Lost
	3	Jamal Golden	Recovered
	4	Broderick Snoddy	Lost
	4	Marcus Allen	Lost
Miami	1	Matthew Jordan	Recovered
	1	Matthew Jordan	Recovered
	2	Matthew Jordan	Lost
	2	Patrick Skov	Lost
	3	Jamal Golden	Recovered
	3	Matthew Jordan	Recovered
	3	Matthew Jordan	Recovered
	4	Jamal Golden	Recovered
	4	Matthew Jordan	Recovered
Georgia	3	Ricky Jeune	Lost
	3	Lynn Griffin	Recovered
	4	Justin Thomas	Recovered

GEORGIA TECH PUNT-BY-PUNT

RODWELL, R.	QTR	FROM	TO	YARDS	RETURN	NET	FP
Alcorn State	4	GT29	OP32	39	-2	41	OP30
	4	GT25	OP28	47	Downed	47	OP28
Tulane	2	GT49	OP15	36	FC	36	OP15
Notre Dame	1	GT33	OP35	32	OB	32	OP35
	1	GT32	OP17	51	FC	51	OP17
	1	GT26	GT48	22	OB	22	GT48
	2	GT25	OP30	45	Downed	45	OP30
	3	GT29	OP35	36	6	30	GT41
	4	GT31	OP18	51	1	50	OP19
	4	GT40	OP14	46	OB	14	OP14
	Duke	1	GT14	OP30	56	69	-13
Duke	2	OP47	OP9	38	Downed	38	OP9
	3	GT29	OP41	30	Downed	30	OP41
	3	GT26	OP31	43	-1	44	OP30
	4	GT13	OP48	39	7	32	GT45
North Carolina	None						
Clemson	1	GT19	OP22	59	OB	59	OP11
	2	OP44	OP19	25	Downed	25	OP19
	2	GT26	OP30	44	Downed	44	OP30
	3	GT25	OP41	34	FC	34	OP41
	3	GT31	OP33	36	Downed	36	OP33
	3	GT40	OP30	30	FC	30	OP30
Pittsburgh	3	OP47	OP22	25	FC	25	OP22
	3	GT33	OP13	54	3	51	OP16
	3	GT13	GT49	36	0	36	GT49
	4	GT20	OP37	43	0	43	OP31
Florida State	2	GT38	OP23	39	1	38	OP24
	4	OP43	OP11	32	FC	17	OP26
	4	GT35	OP21	44	FC	44	OP21
	4	GT35	OP21	44	FC	44	OP21
Virginia	2	GT25	OP31	44	Downed	44	OP31
	2	GT43	OP15	42	FC	42	OP15
	3	GT30	OP36	34	FC	34	OP36
	3	OP42	OP9	33	FC	33	OP9
Virginia Tech	1	OP40	OP1	39	Downed	39	OP1
	2	GT27	OP29	44	-4	48	OP20
	2	GT41	OP24	35	Downed	35	OP24
	3	GT40	OP37	23	Downed	23	OP37
Miami	4	GT29	OP35	36	10	26	OP45
	1	GT35	OP15	50	1	49	OP16
	2	GT30	OP35	35	FC	35	OP35
	4	GT13	OP31	56	Downed	56	OP31

2015 REVIEW

2015 STATISTICS

OFFENSIVE STARTERS	QB	AB	AB	BB	WR	WR	LT	LG	C	RG	RT
Alcorn State	Thomas	Snoddy	Willis	Skov	Summers	Jeune	Chamberlain	Braun	Burden	Devine	Joe
Tulane	Thomas	Snoddy	Willis	Skov	Summers	Jeune	Chamberlain	Braun	Burden	Devine	Joe
Notre Dame	Thomas	Snoddy	Willis	Skov	Summers	Jeune	Chamberlain	Braun	Burden	Devine	Joe
Duke	Thomas	Snoddy	Willis	Skov	Stewart	Jeune	Chamberlain	Braun	Burden	Devine	Joe
North Carolina	Thomas	Lynch	Willis	Skov	Stewart	Jeune	Chamberlain	Braun	Burden	Devine	Joe
Clemson	Thomas	Lynch	L. Griffin	Skov	Summers	Jeune	Chamberlain	Braun	Burden	Devine	Joe
Pittsburgh	Thomas	Lynch	Lands-Davis	M. Marshall	Summers	Jeune	Chamberlain	Braun	Burden	Devine	Bryan
Florida State	Thomas	Willis	Lands-Davis	M. Marshall	Summers	Jeune	Chamberlain	Braun	Burden	Devine	Bryan
Virginia	Thomas	Willis	Lands-Davis	M. Marshall	Summers	Jeune	Chamberlain	Braun	Burden	Joe	Bryan
Virginia Tech	Thomas	Willis	Lynch	Allen	Stewart	Jeune	Klock	Braun	Burden	Joe	Bryan
Miami	Thomas	Lynch	Willis	Skov	Stewart	Jeune	Klock	Braun	Burden	Devine	Bryan
Georgia	Thomas	Lynch	Willis	Skov	Stewart	Jeune	Klock	Braun	Burden	Joe	Bryan

DEFENSIVE STARTERS	DE	DT	NT	DE	LB	LB	LB	CB	SS	FS	CB
Alcorn State	Freeman	Gotsis	Hunt	Gamble	Davis	Marcordes	Law. Austin (NB)	Milton	Golden	Smith	White
Tulane	Freeman	Gotsis	Gamble	Chungong	Davis	Marcordes	Law. Austin (NB)	Milton	Golden	Smith	White
Notre Dame	Freeman	Gotsis	Gamble	Chungong	Davis	Marcordes	Law. Austin (NB)	Milton	Golden	Smith	White
Duke	Freeman	Gotsis	Hunt	Simmons	Davis	Marcordes	Law. Austin (NB)	Milton	Golden	Smith	White
North Carolina	Freeman	Gotsis	Hunt	Simmons	Davis	Marcordes	Law. Austin (NB)	Milton	Golden	Smith	White
Clemson	Freeman	Gotsis	Gamble	Chungong	Davis	Marcordes	Law. Austin (NB)	Milton	Golden	Smith	White
Pittsburgh	Freeman	Gotsis	Gamble	Chungong	Davis	Marcordes	Mitchell	Milton	Golden	Co. Griffin	White
Florida State	Freeman	Gotsis	Gamble	Chungong	Davis	Marcordes	Law. Austin (NB)	Milton	Golden	Smith	Durham
Virginia	Freeman	Gotsis	Gamble	Chungong	Davis	Marcordes	Mitchell	Milton	Golden	Smith	White
Virginia Tech	Freeman	Gamble	Henderson	Chungong	Davis	Marcordes	Law. Austin (NB)	Milton	Golden	Smith	White
Miami	Freeman	Gamble	Henderson	Chungong	Davis	Marcordes	Law. Austin (NB)	Milton	Golden	Smith	White
Georgia	Freeman	Gamble	Henderson	Chungong	Davis	Marcordes	Mitchell	Milton	Golden	Smith	White

GAME INFORMATION

^ Game captains + Permanent captains * Throwback jerseys

	TECH CAPTAINS	COIN TOSS	TECH KO/REC.	TECH FIRST PLAY	TECH 1ST POSSESSION	OPP. 1ST POSSESSION	KICKOFF TIME	GAME LENGTH	TECH HELMET	TECH JERSEY	TECH PANTS	RESULT
Alcorn State	Milton, Chamberlain, Noble, Tobin^	ASU	Receive	Snoddy rush, 8 yds.	Touchdown	Interception	7:34 p.m.	3:15	Gold	White	Gold	W, 69-6
Tulane	Joe, Marcordes, Smith, Gotsis^	GT	Kickoff	Thomas rush, 10 yds.	Touchdown	Punt	3:34 p.m.	3:06	Gold	White	Gold	W, 65-10
Notre Dame	Golden, Braun, Snoddy, White^	GT	Kickoff	Snoddy rush, 4 yds.	Punt	Punt	3:42 p.m.	3:32	Gold	White	White	L, 22-30
Duke	Thomas, Gotsis, White+	GT	Kickoff	Thomas rush, 6 yds.	Field Goal	Fumble	12:01 p.m.	3:14	Gold	White	Gold	L, 20-34
North Carolina*	Thomas, Gotsis, White+	UNC	Receive	Willis rush, 6 yds.	Touchdown	Punt	3:32 p.m.	3:16	Gold	White	Gold	L, 31-38
Clemson	Thomas, Gotsis, White+	GT	Kickoff	Thomas pass, incomplete	Interception	Touchdown	3:36 p.m.	3:11	Gold	White	White	L, 24-43
Pittsburgh	Thomas, Gotsis, White+	PITT	Receive	Lynch rush, 18 yds.	Touchdown	Touchdown	12:31 p.m.	3:18	Gold	White	Gold	L, 28-31
Florida State	Thomas, Gotsis, White+	GT	Kickoff	Lands-Davis rush, 6 yds.	Interception	Punt	7:10 p.m.	3:02	White	White	White	W, 22-16
Virginia	Thomas, Gotsis, White+	UVA	Kickoff	Lands-Davis rush, -1 yds.	Punt	Fumble	3:04 p.m.	3:15	White	White	Gold	L, 21-27
Virginia Tech	Thomas, Gotsis, White+	VT	Receive	Allen rush, 9 yds.	Touchdown	Punt	7:32 p.m.	3:13	Gold	Navy*	White*	L, 21-23
Miami	Thomas, Gotsis, White+	GT	Kickoff	Lynch rush, 36 yds.	Touchdown	Punt	12:30 p.m.	3:58	White	White	White	L, 21-38
Georgia	Thomas, Gotsis, White+	UGA	Kickoff	Lynch rush, 19 yds.	Punt	Touchdown	12:02 p.m.	2:56	Gold	White	Gold	L, 7-13

PLAYERS OF THE WEEK (WINS ONLY)

	OFFENSE	DEFENSE	SPECIAL TEAMS
Alcorn State	Freddie Burden	P.J. Davis	Terrell Lewis
Tulane	Qua Searcy	Adam Gotsis	Jamal Golden
Florida State	Isiah Willis	Adam Gotsis	Harrison Butker

2015 REVIEW

2015 STATISTICS

GEORGIA TECH INDIVIDUAL GAME HIGHS

Rushes	28	Jordan, M. at Miami (Nov 21, 2015)
Yards Rushing	184	Marshall, M. vs Alcorn State (Sep 03, 2015)
TD Rushes	3	Skov, P. vs Alcorn State (Sep 03, 2015)
Long Rush	65	Jordan, M. vs Tulane (Sep 12, 2015)
Pass Attempts	31	Thomas, J. at Virginia (Oct 31, 2015)
Pass Completions	13	Thomas, J. at Virginia (Oct 31, 2015)
Yards Passing	251	Thomas, J. at Virginia (Oct 31, 2015)
TD Passes	2	Thomas, J., vs Tulane (Sep 12, 2015)
	2	Thomas, J., at Notre Dame (Sep 19, 2015)
	2	Thomas, J., at Clemson (Oct 10, 2015)
	2	Thomas, J. at Virginia (Oct 31, 2015)
Long Pass	50	Thomas, J., at Clemson (Oct 10, 2015)
Receptions	5	Jeune, R. at Virginia (Oct 31, 2015)
Yards Receiving	103	Jeune, R. at Virginia (Oct 31, 2015)
TD Receptions	2	Skov, P. at Notre Dame (Sep 19, 2015)
	2	Lynch, C. at Virginia (Oct 31, 2015)
Long Reception	50	Lynch, C., at Clemson (Oct 10, 2015)
Field Goals	3	Butker, H. vs Florida State (Oct 24, 2015)
Long Field Goal	53	Butker, H. vs Florida State (Oct 24, 2015)
Punts	8	Rodwell, R., at Clemson (Oct 10, 2015)
Punting Avg	44.3	Rodwell, R., vs Pittsburgh (Oct 17, 2015)
Long Punt	59	Rodwell, R., at Clemson (Oct 10, 2015)
Punts Inside 20	3	Rodwell, R. at Notre Dame (Sep 19, 2015)
Long Punt Return	44	Golden, J. vs Tulane (Sep 12, 2015)
Long Kickoff Return	34	Golden, J. vs Tulane (Sep 12, 2015)
Tackles	13	Davis, P.J. at Duke (Sep 26, 2015)
Sacks	1.0	13 players with
Tackles For Loss	2.0	Gotsis, A. vs Tulane (Sep 12, 2015)
	2.0	Davis, P.J. vs North Carolina (Oct 03, 2015)
	2.0	Saint-Amour, A. vs Virginia Tech (Nov 12, 2015)
Interceptions	1	Nine players with

GEORGIA TECH TEAM GAME HIGHS

Rushes	60	at Duke (Sep 26, 2015)
Yards Rushing	476	vs Alcorn State (Sep 03, 2015)
Yards Per Rush	9.4	vs Pittsburgh (Oct 17, 2015)
TD Rushes	9	vs Alcorn State (Sep 03, 2015)
Pass attempts	31	at Virginia (Oct 31, 2015)
Pass completions	13	at Virginia (Oct 31, 2015)
Yards Passing	251	at Virginia (Oct 31, 2015)
Yards Per Pass	15.4	vs Alcorn State (Sep 03, 2015)
TD Passes	3	vs Tulane (Sep 12, 2015)
Total Plays	82	at Duke (Sep 26, 2015)
Total Offense	571	vs Tulane (Sep 12, 2015)
Yards Per Play	9.7	vs Alcorn State (Sep 03, 2015)
Points	69	vs Alcorn State (Sep 03, 2015)
Sacks By	3	vs Tulane (Sep 12, 2015)
	3	vs Florida (Oct 24, 2015)
First Downs	28	vs Tulane (Sep 12, 2015)
Penalties	6	at Virginia (Oct 31, 2015)
Penalty Yards	54	vs Pittsburgh (Oct 17, 2015)
Turnovers	4	at Miami (Nov 21, 2015)
Interceptions By	2	at Duke (Sep 26, 2015)
Punts	8	at Clemson (Oct 10, 2015)
Punting Avg	44.3	vs Pittsburgh (Oct 17, 2015)
Long Punt	59	at Clemson (Oct 10, 2015)
Punts Inside 20	3	at Notre Dame (Sep 19, 2015)
Long Punt Return	44	vs Tulane (Sep 12, 2015)

OPPONENT INDIVIDUAL GAME HIGHS

Rushes	24	McMillian, T., vs Virginia Tech (Nov 12, 2015)
Yards Rushing	198	Prosise, C.J., at Notre Dame (Sep 19, 2015)
TD Rushes	3	Prosise, C.J., at Notre Dame (Sep 19, 2015)
	3	Powell, S. at Duke (Sep 26, 2015)
Long Rush	91	Prosise, C.J., at Notre Dame (Sep 19, 2015)
Pass Attempts	30	Lee, T. vs Tulane (Sep 12, 2015)
	30	Watson, D., at Clemson (Oct 10, 2015)
	30	Golson, E., vs Florida State (Oct 24, 2015)
Pass Completions	21	Kizer, D., at Notre Dame (Sep 19, 2015)
	21	Watson, D., at Clemson (Oct 10, 2015)
Yards Passing	300	Kaaya, B. at Miami (Nov 21, 2015)
TD Passes	3	Peterman, N., vs Pittsburgh (Oct 17, 2015)
Long Pass	46	Kizer, D., at Notre Dame (Sep 19, 2015)
	46	Kaaya, B., at Miami (Nov 21, 2015)
Receptions	8	Brown, C., at Notre Dame (Sep 19, 2015)
	8	Boyd, T., vs Pittsburgh (Oct 17, 2015)
Yards Receiving	131	Fuller, W., at Notre Dame (Sep 19, 2015)
TD Receptions	2	Leggett, J., at Clemson (Oct 10, 2015)
	2	Boyd, T., vs Pittsburgh (Oct 17, 2015)
Long Reception	46	Fuller, W., at Notre Dame (Sep 19, 2015)
	46	Waters, H., at Miami (Nov 21, 2015)
	46	Herndon, C., at Miami (Nov 21, 2015)
Field Goals	3	Aguayo, R., vs Florida State (Oct 24, 2015)
Long Field Goal	57	Badgley, M., at Miami (Nov 21, 2015)
Punts	8	McCraney, H., vs Alcorn State (Sep 03, 2015)
Punting Avg	50.0	Beatty, C., vs Florida State (Oct 24, 2015)
Long Punt	60	Winslow, R., vs Pittsburgh (Oct 17, 2015)
	60	Hughes, A.J., vs Virginia Tech (Nov 12, 2015)
Punts Inside 20	4	Winslow, R., vs Pittsburgh (Oct 17, 2015)
Long Punt Return	69	Smith, R. at Duke (Sep 26, 2015)
Long Kickoff Return	100	Edwards, D. at Duke (Sep 26, 2015)
Tackles	15	Blanding, Q., at Virginia (Oct 31, 2015)
Sacks	1.0	10 players with
Tackles For Loss	3.0	Four players with
Interceptions	1	Eight players with

OPPONENT TEAM GAME HIGHS

Rushes	43	vs Pittsburgh (Oct 17, 2015)
Yards Rushing	233	at Virginia (Oct 31, 2015)
Yards Per Rush	7.5	vs North Carolina (Oct 03, 2015)
TD Rushes	4	vs North Carolina (Oct 03, 2015)
Pass attempts	33	vs Tulane (Sep 12, 2015)
	33	at Clemson (Oct 10, 2015)
Pass completions	23	at Clemson (Oct 10, 2015)
Yards Passing	336	at Clemson (Oct 10, 2015)
Yards Per Pass	11.5	at Miami (Nov 21, 2015)
TD Passes	3	vs Pittsburgh (Oct 17, 2015)
Total Plays	74	at Clemson (Oct 10, 2015)
Total Offense	537	at Clemson (Oct 10, 2015)
Yards Per Play	7.4	at Notre Dame (Sep 19, 2015)
Points	43	at Clemson (Oct 10, 2015)
Sacks By	2	at Duke (Sep 26, 2015)
	2	at Clemson (Oct 10, 2015)
	2	vs Virginia Tech (Nov 12, 2015)
First Downs	24	at Clemson (Oct 10, 2015)
Penalties	10	vs Alcorn State (Sep 03, 2015)
Penalty Yards	82	vs Alcorn State (Sep 03, 2015)
Turnovers	3	vs Alcorn State (Sep 03, 2015)
	3	at Duke (Sep 26, 2015)
	3	at Clemson (Oct 10, 2015)
Interceptions By	2	vs Florida State (Oct 24, 2015)
	2	at Miami (Nov 21, 2015)
	2	vs Georgia (Nov 28, 2015)
Punts	8	vs Alcorn State (Sep 03, 2015)
Punting Avg	50.0	vs Florida State (Oct 24, 2015)
Long Punt	60	vs Pittsburgh (Oct 17, 2015)
	60	vs Virginia Tech (Nov 12, 2015)
Punts Inside 20	4	vs Pittsburgh (Oct 17, 2015)
Long Punt Return	69	at Duke (Sep 26, 2015)

GAME RECAPS

	ALCORN STATE	3
	0-1	
	16 GEORGIA TECH	69
	1-0	

	TULANE	10
	0-2	
	15 GEORGIA TECH	65
	2-0	

Game 1 • September 3, 2015 • Atlanta, Ga. • Bobby Dodd Stadium

Game 2 • September 12, 2015 • Atlanta, Ga. • Bobby Dodd Stadium

POSTGAME NOTES

- Tech's 69 points against Alcorn State are second-most in the modern era behind the 70 points the Jackets scored in wins against Navy in 2001 (70-7) and Elon in 2013 (70-0).
- For the second time under Coach Johnson's tenure, the Yellow Jackets did not commit a single penalty. The other game was against Syracuse on Oct. 19, 2013.
- Georgia Tech, which scored the first time it touched the ball an FBS-leading 71.4 percent of the time last season, did so again Thursday by marching 63 yards in five plays to grab a 7-0 lead thanks to Justin Thomas' 13-yard touchdown run.
- Tech's 34 first-quarter points are a modern day school record for most points in a quarter -- the previous record was 32 points in the fourth quarter versus Chattanooga on Nov. 9, 1985 -- a 35-7 Tech victory.
- The Jackets' 48 first-half points were the second-most in modern school history -- the record being 52 in the first half versus Alabama A&M on Nov. 23, 2013 in a 66-7 win.
- Tech finished with 476 yards rushing, surpassing 200 yards rushing as a team for the 15th consecutive game to extend the nation's longest active streak.
- Skov, who transferred from Stanford in the off-season after playing 39 games for the Cardinal, had 14 career carries for 25 yards and four touchdowns. He finished Thursday night with 12 carries for 72 yards and three touchdowns.
- True freshman BB Marcus Marshall racked up 184 yards on just eight carries for an average of 23 yards per carry and two touchdowns. It was the most rushing yards by a Jacket since Jonathan Dwyer gained 189 versus Wake Forest in 2009.

POSTGAME NOTES

- Georgia Tech has scored 134 points in two consecutive games to set a modern-day school record (since 1950). The previous record was 115 points in back-to-back wins over Kansas and Middle Tennessee in 2011 (66 vs. Kansas and 49 vs. MTSU). It's also the most in consecutive games by Tech since 1918 -- (128-0 win over NC State and 28-0 win over Camp Gordon).
- Tech rushed for 439 yards in the game, and now needs 43 more yards to reach the 30,000-yard rushing mark in eight seasons under head coach Paul Johnson.
- Georgia Tech, which scored the first time it touched the ball an FBS-leading 71.4 percent of the time last season, did so again Saturday for the second time in as many games this season.
- Justin Thomas has thrown a touchdown pass in six straight games. He had two touchdown passes today - to Qua Searcy (17 yards) and to Micheal Summers (30 yards).
- Adam Gotsis registered a sack on the game's first play from scrimmage and now has 10.5 career sacks.
- Jamal Golden's first punt return today (44 yards) was his longest since a career-long 56-yarder versus USC in 2012 Sun Bowl. Golden finished Saturday with 395 punt return yards and now needs 74 to crack the Yellow Jackets' career top-10 list.
- Chris Milton notched his 6th career blocked kick (4th career blocked punt). He blocked 3 punts in 2013, and PAT & FG in 2014. Since 2013, the Yellow Jackets have blocked 12 kicks.
- True freshman WR Brad Stewart made his first career catch in the game -- a 13-yard strike from Justin Thomas on Tech's third drive.

SCORING SUMMARY

Score by Quarters	1	2	3	4	F
Alcorn State	0	0	6	0	6
Georgia Tech	34	14	14	7	69

1st	12:50	GT	Justin Thomas 13 yd run (Harrison Butker kick), 5-63 2:05, ASU 0 - GT 7
	08:47	GT	Patrick Skov 3 yd run (TEAM kick failed), 6-29 3:04, ASU 0 - GT 13
	05:24	GT	Isiah Willis 1 yd run (Harrison Butker kick), 5-59 1:42, ASU 0 - GT 20
	02:39	GT	Micheal Summers 19 yd pass from Justin Thomas (Harrison Butker kick), 3-69 1:10, ASU 0 - GT 27
	01:06	GT	Marcus Marshall 49 yd run (Harrison Butker kick), 2-31 0:53, ASU 0 - GT 34
2nd	11:34	GT	Patrick Skov 21 yd run (Harrison Butker kick), 6-71 3:11, ASU 0 - GT 41
	06:19	GT	Tim Byerly 8 yd run (Harrison Butker kick), 7-59 3:21, ASU 0 - GT 48
3rd	10:21	ASU	Arron Baker 1 yd run (TEAM pass inctpt), 10-75 4:39, ASU 6 - GT 48
	05:29	GT	Patrick Skov 4 yd run (Harrison Butker kick), 9-82 4:44, ASU 6 - GT 55
	01:03	GT	Marcus Marshall 64 yd run (Harrison Butker kick), 4-83 1:58, ASU 6 - GT 62
4th	12:09	GT	Brady Swilling 1 yd run (Harrison Butker kick), 3-5 1:25, ASU 6 - GT 69

SCORING SUMMARY

Score by Quarters	1	2	3	4	F
Tulane	0	7	0	3	10
Georgia Tech	7	21	16	21	65

1st	09:58	GT	Qua Searcy 13 yd run (Harrison Butker kick), 6-35 3:00, TLN 0 - GT 7
2nd	12:46	GT	Patrick Skov 6 yd run (Harrison Butker kick), 11-70 6:50, TLN 0 - GT 14
	10:29	GT	Justin Thomas 4 yd run (Harrison Butker kick), 3-10 1:21, TLN 0 - GT 21
	07:02	TLN	BREAUX, Devon 44 yd pass from LEE, Tanner (DIROCCO, Andrew kick), 7-91 3:20, TLN 7 - GT 21
	01:01	GT	Qua Searcy 17 yd pass from Justin Thomas (Harrison Butker kick), 4-38 0:36, TLN 7 - GT 28
3rd	12:58	GT	Clinton Lynch 45 yd run (Harrison Butker kick), 4-75 2:02, TLN 7 - GT 35
	11:28	GT	TEAM safety , TLN 7 - GT 37
	08:38	GT	Micheal Summers 30 yd pass from Justin Thomas (Harrison Butker kick), 5-63 2:42, TLN 7 - GT 44
4th	14:51	GT	TaQuon Marshall 35 yd pass from Matthew Jordan (Harrison Butker kick), 9-91 4:38, TLN 7 - GT 51
	08:25	TLN	DIROCCO, Andrew 27 yd field goal, 16-65 6:26, TLN 10 - GT 51
	08:15	GT	Matthew Jordan 65 yd run (Harrison Butker kick), 1-65 0:10, TLN 10 - GT 58
	07:27	GT	Marcus Allen 17 yd run (Harrison Butker kick), 2-20 0:42, TLN 10 - GT 65

TEAM STATISTICS

	ASU	GT
FIRST DOWNS	13	26
RUSHES-YARDS (NET)	39-166	52-476
PASSING YDS (NET)	106	77
Passes Att-Comp-Int	28-10-1	5-4-0
TOTAL OFFENSE PLAYS-YARDS	67-272	57-553
Fumble Returns-Yards	0-0	0-0
Punt Returns-Yards	1-2	4-44
Kickoff Returns-Yards	3-52	2-21
Interception Returns-Yards	0-0	1-0
Punts (Number-Avg)	8-43.9	2-43.0
Fumbles-Lost	4-2	2-1
Penalties-Yards	10-82	0-0
Possession Time	31:55	28:05
Third-Down Conversions	2 of 16	3 of 6
Fourth-Down Conversions	1 of 2	1 of 1
Red-Zone Scores-Chances	1-3	7-7
Sacks By: Number-Yards	1-18	2-14

TEAM STATISTICS

	TLN	GT
FIRST DOWNS	18	28
RUSHES-YARDS (NET)	33-71	56-439
PASSING YDS (NET)	177	132
Passes Att-Comp-Int	33-15-1	10-8-0
TOTAL OFFENSE PLAYS-YARDS	66-248	66-571
Fumble Returns-Yards	0-0	0-0
Punt Returns-Yards	0-0	2-61
Kickoff Returns-Yards	5-112	1-34
Interception Returns-Yards	0-0	1-0
Punts (Number-Avg)	5-27.4	1-36.0
Fumbles-Lost	2-1	1-1
Penalties-Yards	4-34	2-24
Possession Time	26:05	33:55
Third-Down Conversions	6 of 15	6 of 9
Fourth-Down Conversions	0 of 2	2 of 2
Red-Zone Scores-Chances	1-1	5-5
Sacks By: Number-Yards	1-8	3-15

INDIVIDUAL STATISTICS

RUSHING: Alcorn State-John Gibbs, Jr. 7-51; Daryan Ragsdale 11-50; Lenorris Footman 5-18; Arron Baker 5-16; Marquis Warford 1-12; Joe Price 3-10; DeLance Turner 4-8; Ashton Hall 2-3; Haiden McCraney 1-1; Georgia Tech-Marcus Marshall 8-184; Patrick Skov 12-72; Broderick Snoddy 3-51; Tim Byerly 7-42; Qua Searcy 1-31; Marcus Allen 3-21; Matthew Jordan 3-18; Brady Swilling 7-18; TaQuon Marshall 1-18; Clinton Lynch 2-17; Justin Thomas 3-2; Isiah Willis 1-1; Ryan Braswell 1-1.

PASSING: Alcorn State-John Gibbs, Jr. 8-22-1-50; Lenorris Footman 2-6-0-56. Georgia Tech-Justin Thomas 3-4-0-54; Tim Byerly 1-1-0-23.

RECEIVING: Alcorn State-Marquis Warford 3-26; Lamarvin Ashley 2-49; Daryan Ragsdale 2-10; Tollethe George 1-21; Norlando Veals 1-3; Jaborian McKenzie 1-1; Georgia Tech-TaQuon Marshall 1-24; Ricky Jeune 1-23; Micheal Summers 1-19; Qua Searcy 1-11.

INTERCEPTIONS: Alcorn State-None. Georgia Tech-Chris Milton 1-0.

FUMBLES: Alcorn State-John Gibbs, Jr. 1-0; Lenorris Footman 1-0; Haiden McCraney 1-1; Daryan Ragsdale 1-1. Georgia Tech-Qua Searcy 1-0; Marcus Marshall 1-1.

SACKS (UA-A): Alcorn State-Deion McNair 1-0. Georgia Tech-Antonio Simmons 1-0; Tyler Stargel 1-0.

TACKLES (UA-A): Alcorn State-Damon Watkins 11-1; Darien Anderson 9-0; Anthony Williams, J 7-0; Georgia Tech-Corey Griffin 5-1; Lynn Griffin 4-2; Terrell Lewis 4-0; Francis Kallon 3-2; A.J. Gray 3-1.

INDIVIDUAL STATISTICS

RUSHING: Tulane-Thompson, Lazedrick 13-74; Kelley, Rob 4-22; Hilliard, Dontrell 9-19; Badie, Sherman 2-2; Rounds, Josh 1-1; Lee, Tanner 3-15; Georgia Tech-Matthew Jordan 3-72; Justin Thomas 10-71; Patrick Skov 11-50; Brady Swilling 6-49; Clinton Lynch 1-45; Marcus Marshall 6-37; Qua Searcy 6-35; Broderick Snoddy 4-35; Marcus Allen 2-20; Isiah Willis 1-13; TaQuon Marshall 2-10; Ryan Braswell 3-5; Roberto Hinojosa 1-1; Georgia Tech-Justin Thomas 7-9-0-97; Matthew Jordan 1-1-0-35.

RECEIVING: Tulane-Breaux, Devon 4-87; Badie, Sherman 3-18; Scott, Trey 2-29; Veal, Teddy 2-22; Kelley, Rob 2-11; Hilliard, Dontrell 1-12; Jones, Charles 1-12. Georgia Tech-Micheal Summers 3-45; TaQuon Marshall 1-35; Qua Searcy 1-17; Marcus Marshall 1-16; Brad Stewart 1-13; Ricky Jeune 1-6.

INTERCEPTIONS: Tulane-None. Georgia Tech-D.J. White 1-0.

FUMBLES: Tulane-Rounds, Josh 1-1. Georgia Tech-Broderick Snoddy 1-1.

SACKS (UA-A): Tulane-Franklin, Jarrod 1-0. Georgia Tech-KeShun Freeman 1-0; Adam Gotsis 1-0; Tyler Marcordes 1-0.

TACKLES (UA-A): Tulane-Lewis, Donnie 7-0; Marley, Nico 6-0; Smart, Tanzel 5-2; Franklin, Jarrod 5-2; Georgia Tech-P.J. Davis 5-1.

2015 REVIEW

GAME RECAPS

	14 GEORGIA TECH	22
	2-1	
	8 NOTRE DAME	30
	3-0	

	20 GEORGIA TECH	20
	2-2, 0-1	
	DUKE	34
	3-1, 1-0	

Game 3 • September 19, 2015 • South Bend, Ind. • Notre Dame Stadium

Game 4 • September 26, 2015 • Durham, N.C. • Wallace Wade Stadium

POSTGAME NOTES

- Georgia Tech is 30-83-1 all-time versus teams ranked 10th or better in the Top 10, and 84-151-5 versus Top 25 opponents. Tech is 177-81-5 when playing as a ranked team.
- With 216 yards rushing, the Yellow Jackets surpassed 30,000 yards rushing in the seven-plus seasons under Paul Johnson. No team has rushed for more in that span.
- Tech has its three-game road winning streak snapped. Tech has not fallen in a road game since Oct. 18, 2014 at North Carolina.
- Georgia Tech scored a touchdown off its first six takeaways this season, including the Yellow Jackets' first score of the game. Tech's second takeaway Saturday did not result in points.
- For the season, Tech leads 41-3 in points-off-turnover scoring. Since the start of 2014, Tech has scored 178 points off turnovers.
- Georgia Tech was 12-for-12 in converting Red Zone touchdowns this season before its third possession of the game, which ended in a missed 30-yard field goal.
- Tech streak of rushing for 200-yard rushing games was extended to 17 games.
- Georgia Tech successfully converted a 2-point conversion in the fourth quarter (Clinton Lynch rush) – it's first made 2-point conversion since Sept. 22, 2012, vs. Miami (Tevin Washington pass to Robbie Godhigh).
- The interception by D.J. White in the second quarter was the seventh of his career and his second in as many games this season. White and Jamal Golden share the team's active lead with seven career interceptions each.
- Graduate B-back Patrick Skov accounted for all three of Tech's touchdowns Saturday. He now has a team-leading seven touchdowns through three games. He had four career touchdowns in three seasons at Stanford.

POSTGAME NOTES

- Tech is 177-82-5 when playing as a ranked team, and 5-8-1 when playing as the 20th-ranked team.
- Tech is 17-16 all-time in ACC openers, 10-10 in ACC openers on the road. Under head coach Paul Johnson, Tech is 6-2 in ACC openers.
- Tech's five-game winning streak when playing at Duke's Wallace Wade Stadium was snapped -- a streak that began with a 35-10 win in 2005.
- Georgia Tech has scored points off eight of 10 takeaways this season, including six touchdowns.
- For the season, Tech leads 47-11 in points-off-turnover scoring. Since the start of 2014, Tech has scored 184 points off turnovers, which are fourth-most in the FBS.
- Duke's 100-yard kickoff returned for touchdown was the first allowed by the Yellow Jackets since 2010 (vs. Virginia Tech).
- Tech's streak of rushing for 200+ yards in a game was halted at 17 -- it was the longest active streak in the FBS.
- The game-high 13 tackles by P.J. Davis were one shy of the career high 14 he had at North Carolina last season.
- Harrison Butker is now 2-for-3 in career on field goals 50+ yards, with makes of 52 today at Duke and 53 last year at Georgia. His miss was a 52-yarder last year at home versus Duke.
- Butker is now 10-of-14 in his career on field goal tries of 40+ yards.
- Junior QB Justin Thomas extended his streak of consecutive games with a TD pass to eight, while Tech has thrown a TD pass in 12 straight contests.
- Sophomore WR Ricky Jeune caught his first career touchdown pass, and finished the game with four catches for 91 yards and a TD -- all career-bests.
- The interception for freshman S.A.J. Gray was the first of his career, and was the second career for sophomore DB Lawrence Austin (his first coming at Tulane last season).

SCORING SUMMARY

Score by Quarters	1	2	3	4	F
Georgia Tech	0	7	0	15	22
Notre Dame	7	6	3	14	30

SCORING SUMMARY

Score by Quarters	1	2	3	4	F
Georgia Tech	3	7	3	7	20
Duke	19	0	7	8	34

1st	08:20	ND	FULLER, Will 46 yd pass from KIZER, DeShone (YOON, Justin kick), 6-65 1:38, GT 0 - ND 7
2nd	05:26	GT	Patrick Skov 5 yd run (Harrison Butker kick), 4-80 1:30, GT 7 - ND 7
	01:40	ND	PROSISE, C.J. 17 yd run (YOON, Justin kick failed), 10-82 3:46, GT 7 - ND 13
3rd	12:10	ND	YOON, Justin 29 yd field goal, 4-23 1:43, GT 7 - ND 16
4th	13:54	ND	PROSISE, C.J. 1 yd run (YOON, Justin kick), 9-59 3:24, GT 7 - ND 23
	06:58	ND	PROSISE, C.J. 91 yd run (YOON, Justin kick), 2-86 1:05, GT 7 - ND 30
	00:48	GT	Patrick Skov 24 yd pass from Justin Thomas (Clinton Lynch rush), 13-79 6:10, GT 15 - ND 30
	00:22	GT	Patrick Skov 15 yd pass from Justin Thomas (Harrison Butker kick), 3-43 0:26, GT 22 - ND 30

Scoring Summary:

1st	10:49	GT	Harrison Butker 52 yd field goal, 6-16 2:45, GT 3 - DU 0
	06:14	DU	Powell, S 4 yd run (Martin, R kick), 12-75 4:35, GT 3 - DU 7
	02:20	DU	Rahming, T.J. 11 yd pass from Sirk, T (Monday, W rush failed), 4-48 1:51, GT 3 - DU 13
	00:00	DU	Powell, S 1 yd run (Monday, W rush failed), 1-1 0:01, GT 3 - DU 19
2nd	00:30	GT	Ricky Jeune 10 yd pass from Justin Thomas (Harrison Butker kick), 12-74 4:02, GT 10 - DU 19
3rd	07:07	GT	Harrison Butker 48 yd field goal, 4-2 1:24, GT 13 - DU 19
	06:54	DU	Edwards, D 100 yd kickoff return (Martin, R kick), GT 13 - DU 26
4th	08:02	GT	Justin Thomas 12 yd run (Harrison Butker kick), 11-88 4:45, GT 20 - DU 26
	01:49	DU	Powell, S 30 yd run (McCaffrey, M pass from Sirk, T), 4-39 0:23, GT 20 - DU 34

TEAM STATISTICS

	GT	ND
FIRST DOWNS	21	17
RUSHES-YARDS (NET)	47-216	32-215
PASSING YDS (NET)	121	242
Passes Att-Comp-Int	24-8-0	30-21-1
TOTAL OFFENSE PLAYS-YARDS	71-337	62-457
Fumble Returns-Yards	1-11	1-17
Punt Returns-Yards	3-43	2-7
Kickoff Returns-Yards	3-60	1-16
Interception Returns-Yards	1-0	0-0
Punts (Number-Avg)	7-40.4	5-39.6
Fumbles-Lost	3-1	1-1
Penalties-Yards	4-30	8-55
Possession Time	32:52	27:08
Third-Down Conversions	3 of 15	4 of 11
Fourth-Down Conversions	2 of 3	0 of 0
Red-Zone Scores-Chances	2-4	3-4
Sacks By: Number-Yards	1-10	1-3

TEAM STATISTICS

	GT	DU
FIRST DOWNS	16	11
RUSHES-YARDS (NET)	60-173	36-165
PASSING YDS (NET)	143	114
Passes Att-Comp-Int	22-6-1	25-17-2
TOTAL OFFENSE PLAYS-YARDS	82-316	61-279
Fumble Returns-Yards	0-0	0-0
Punt Returns-Yards	2-6	3-75
Kickoff Returns-Yards	5-93	2-107
Interception Returns-Yards	2-8	1-3
Punts (Number-Avg)	5-41.2	7-45.3
Fumbles-Lost	4-1	1-1
Penalties-Yards	1-5	4-35
Possession Time	35:35	24:25
Third-Down Conversions	5 of 19	6 of 16
Fourth-Down Conversions	1 of 5	1 of 1
Red-Zone Scores-Chances	2-2	3-3
Sacks By: Number-Yards	1-3	2-18

INDIVIDUAL STATISTICS

RUSHING: Georgia Tech-Broderick Snoddy 7-77; Patrick Skov 18-66; Justin Thomas 11-27; Clinton Lynch 2-25; TaQuon Marshall 2-11; Qua Searcy 6-10; Marcus Marshall 1-0. Notre Dame-Prosise, C.J. 22-198; Hunter Jr, Torii 1-8; Adams, Josh 2-7; Kizer, DeShone 5-6.

PASSING: Georgia Tech-Justin Thomas 8-24-0-121. Notre Dame-Kizer, DeShone 21-30-1-242.

RECEIVING: Georgia Tech-Patrick Skov 2-39; Isaiah Willis 2-16; Clinton Lynch 1-28; Qua Searcy 1-17; Ricky Jeune 1-11; Micheal Summers 1-10. Notre Dame-Brown, Chris 8-65; Fuller, Will 6-131; Jones, Alize 3-19; Hunter Jr, Torii 1-7; Weisgar, Nic 1-6; Prosise, C.J. 1-5; Robinson, Corey 1-minus 1.

INTERCEPTIONS: Georgia Tech-D.J. White 1-0. Notre Dame-None.

FUMBLES: Georgia Tech-Justin Thomas 2-1; Patrick Skov 1-0. Notre Dame-Jones, Alize 1-1.

SACKS (UA-A): Georgia Tech-Adam Gotsis 1-0. Notre Dame-Schmidt, Joe 1-0.

TACKLES (UA-A): Georgia Tech-Chris Milton 7-0; P.J. Davis 6-2; Tyler Marcordes 4-3; Jamal Golden 4-0; D.J. White 4-0. Notre Dame-Schmidt, Joe 8-2; Martini, Greer 3-5; Shumate, Elijah 4-1; Smith, Jaylon 4-1.

INDIVIDUAL STATISTICS

RUSHING: Georgia Tech-Patrick Skov 19-75; Justin Thomas 24-58; Marcus Allen 2-15; Marcus Marshall 5-14; Broderick Snoddy 2-12; TaQuon Marshall 1-11; Isaiah Willis 2-7; TEAM 1-minus 1; Clinton Lynch 3-minus 8; Brad Stewart 1-minus 10. Duke-Powell, S 14-88; Sirk, T 13-52; Duncan, J 4-23; Wilson, S 3-5.

PASSING: Georgia Tech-Justin Thomas 6-21-1-143; Ryan Rodwell 0-1-0-0. Duke-Sirk, T 17-25-2-114.

RECEIVING: Georgia Tech-Ricky Jeune 4-91; Clinton Lynch 1-35; TaQuon Marshall 1-17. Duke-McCaffrey, M 4-48; Barnes, J 3-20; Taylor, C 3-10; Powell, S 2-6; Rahming, T.J. 1-11; Wilson, S 1-6; Reeves, D 1-5; Duncan, J 1-5; Deaver, B 1-3.

INTERCEPTIONS: Georgia Tech-A.J. Gray 1-8; Lawrence Austin 1-0. Duke-Borders, B 1-3.

FUMBLES: Georgia Tech-Justin Thomas 3-1; Jamal Golden 1-0. Duke-Wilson, S 1-1.

SACKS (UA-A): Georgia Tech-P.J. Davis 1-0. Duke-Cash, J 1-0; Norman, D 1-0.

TACKLES (UA-A): Georgia Tech-P.J. Davis 9-4; KeShun Freeman 5-0; Adam Gotsis 4-2; Demond Smith 3-3; Tyler Marcordes 3-2; Duke-Cash, J 5-7; Bere, T 6-4; Singleton, D 5-3; Brown, K 3-6; Norman, D 3-6; Edwards, D 3-5; Wolf, A.J. 3-5.

2015 REVIEW

GAME RECAPS

NORTH CAROLINA

4-1, 1-0

38

GEORGIA TECH

2-3, 0-2

31

GEORGIA TECH

2-4, 0-3

24

6 CLEMSON

5-0, 2-0

43

Game 5 • October 3, 2015 • Atlanta, Ga. • Bobby Dodd Stadium

Game 6 • October 10, 2015 • Clemson, S.C. • Memorial Stadium

POSTGAME NOTES

- Today was the 51st all-time meeting between Tech and Carolina, making the Tar Heels the Jackets' sixth-most common opponent. Tech leads the series 28-19-3, including 18-7 in Atlanta.
- Tech is 12-4 over its last 16 ACC home games (since the start of 2011) and averaging 32.2 points per game over those 16 games.
- Tech extended its streak of consecutive games with a TD pass to 13, while Thomas' personal streak of consecutive games with a TD pass reached nine. It matches the longest streak by a Tech QB since 2006.
- Tech ran 21 plays in the first quarter -- all rushing plays -- and gained 118 yards with a touchdown. Tech had gained just 49 rushing yards combined over its previous two games in the first quarter.
- Over the last 20 quarters played at Bobby Dodd Stadium, dating back to last season, Tech is out-scoring the opposition 228-74.
- Junior Justin Thomas scored a rushing TD on Tech's first possession of the game -- the 14th of his career and his 15th career rushing TD made it 21-0 in the first half.
- With 15 scores, Thomas moved to T-6th on Tech's career list for QBs w/ Billy Lothridge 1961-63.
- True freshman A-back Mikell Lands-Davis saw his first career action in the game, and caught his first career TD pass.
- With 52 kickoff return yards, Jamal Golden moves into second all-time on Georgia Tech's career kickoff return yards list with 1,722 yards.

POSTGAME NOTES

- Today marked the 100th game coached by Paul Johnson as Georgia Tech's head coach.
- Thomas' TD pass to Lynch extended team's streak to 14 consecutive games with a touchdown pass. That streak is tied for third longest in the ACC with Pitt and behind Florida State (33) and Virginia (17).
- Georgia Tech has scored points off 10 of 13 takeaways this season, including two of three against Clemson. Tech leads 57-21 in points-off-turnover scoring this season.
- Tech scored its first defensive touchdown of the season with Adam Gotsis' fumble recovery in the end zone. It marked the 25th non-offensive TD under head coach Paul Johnson.
- Georgia Tech had more passing yards (159) than rushing yards (71) for the first time since 2014 season opener vs. Wofford when the Jackets threw for 282 and ran for 226. Tech was also held to 71 rushing yards, its lowest rushing total of the Paul Johnson era (79 vs. Gardner-Webb, 2008).
- Tech's 50-yard touchdown pass from Justin Thomas to Clinton Lynch was Tech's longest pass play of the season.
- Thomas' TD pass to Lynch extended team's streak to 14 consecutive games with a touchdown pass, and Thomas' personal streak to 10 games.
- The fumble recovery for touchdown by senior DL Adam Gotsis marked his first career TD.
- True freshman LB Brant Mitchell intercepted his first career pass.
- The 46-yard touchdown reception by sophomore WR Ricky Jeune was his longest career reception.
- Harrison Butler's 39-yard field goal was his fourth make of the season. He's made four straight on the year. It was the junior's 25th career made field goal, which puts him 11th all-time at Tech.

SCORING SUMMARY

Score by Quarters		1	2	3	4	F
North Carolina		0	14	10	14	38
Georgia Tech		7	14	7	3	31

1st	09:46	GT	Justin Thomas 1 yd run (Harrison Butler kick), 10-64 5:06, NC 0 - GT 7
2nd	13:38	GT	Clinton Lynch 14 yd run (Harrison Butler kick), 14-85 7:40, NC 0 - GT 14
	04:34	GT	Justin Thomas 1 yd run (Harrison Butler kick), 13-68 7:44, NC 0 - GT 21
	01:29	NC	Elijah Hood 2 yd run (Nick Weiler kick), 9-75 3:05, NC 7 - GT 21
	00:04	NC	Marquise Williams 7 yd run (Nick Weiler kick), 6-44 0:52, NC 14 - GT 21
3rd	12:35	NC	Nick Weiler 37 yd field goal, 7-55 2:25, NC 17 - GT 21
	10:45	GT	Mikell Lands-Davis 19 yd pass from Justin Thomas (Harrison Butler kick), 4-43 1:48, NC 17 - GT 28
	06:51	NC	Elijah Hood 1 yd run (Nick Weiler kick), 11-75 3:54, NC 24 - GT 28
4th	11:25	NC	Marquise Williams 37 yd pass from Quinshad Davis (Nick Weiler kick), 1-37 0:10, NC 31 - GT 28
	04:52	NC	Marquise Williams 27 yd run (Nick Weiler kick), 5-59 1:58, NC 38 - GT 28
	02:46	GT	Harrison Butler 37 yd field goal, 7-55 2:06, NC 38 - GT 31

SCORING SUMMARY

Score by Quarters		1	2	3	4	F
Georgia Tech		3	7	7	7	24
Clemson		19	14	7	3	43

1st	13:55	CU	GALLMAN 66 yd run (HUEGEL kick), 3-75 1:05, GT 0 - CU 7
	11:19	CU	HUEGEL 21 yd field goal, 6-32 1:30, GT 0 - CU 10
	06:52	GT	Harrison Butler 39 yd field goal, 4-2 0:57, GT 3 - CU 10
	02:52	CU	GALLMAN 1 yd run (HUEGEL kick), 10-80 3:54, GT 3 - CU 17
	00:51	CU	J. JOHNSON safety, , GT 3 - CU 19
2nd	13:56	CU	LEGGETT 29 yd pass from WATSON (HUEGEL kick), 5-66 1:55, GT 3 - CU 26
	05:27	GT	Clinton Lynch 50 yd pass from Justin Thomas (Harrison Butler kick), 7-75 3:45, GT 10 - CU 26
	00:04	CU	LEGGETT 8 yd pass from WATSON (HUEGEL kick), 9-70 1:32, GT 10 - CU 33
3rd	05:06	CU	BROOKS 35 yd run (HUEGEL kick), 4-70 1:26, GT 10 - CU 40
	01:16	GT	Adam Gotsis 0 yd fumble recovery (Harrison Butler kick), , GT 17 - CU 40
4th	12:07	CU	LAKIP 42 yd field goal, 9-50 4:01, GT 17 - CU 43
	08:52	GT	Ricky Jeune 46 yd pass from Justin Thomas (Harrison Butler kick), 6-74 3:11, GT 24 - CU 43

TEAM STATISTICS

	NC	GT
FIRST DOWNS	21	27
RUSHES-YARDS (NET)	31-231	59-249
PASSING YDS (NET)	182	168
Passes Att-Comp-Int	26-15-0	21-12-1
TOTAL OFFENSE PLAYS-YARDS	57-413	80-417
Fumble Returns-Yards	1-20	0-0
Punt Returns-Yards	0-0	0-0
Kickoff Returns-Yards	1-21	2-52
Interception Returns-Yards	1-2	0-0
Punts (Number-Avg)	3-27.3	1-23.0
Fumbles-Lost	1-0	4-1
Penalties-Yards	6-42	4-39
Possession Time	21:15	38:45
Third-Down Conversions	2 of 8	5 of 13
Fourth-Down Conversions	1 of 1	3 of 5
Red-Zone Scores-Chances	4-4	5-6
Sacks By: Number-Yards	0-0	1-2

TEAM STATISTICS

	GT	CU
FIRST DOWNS	12	24
RUSHES-YARDS (NET)	42-71	41-201
PASSING YDS (NET)	159	336
Passes Att-Comp-Int	14-6-1	33-23-1
TOTAL OFFENSE PLAYS-YARDS	56-230	74-537
Fumble Returns-Yards	0-0	0-0
Punt Returns-Yards	1-2	1-24
Kickoff Returns-Yards	5-78	4-65
Interception Returns-Yards	1-14	1-10
Punts (Number-Avg)	8-31.6	3-45.0
Fumbles-Lost	0-0	2-2
Penalties-Yards	5-50	4-45
Possession Time	29:24	30:36
Third-Down Conversions	1 of 12	10 of 16
Fourth-Down Conversions	1 of 1	0 of 1
Red-Zone Scores-Chances	1-1	3-4
Sacks By: Number-Yards	1-5	2-15

INDIVIDUAL STATISTICS

RUSHING: North Carolina-Marquise Williams 15-148; Elijah Hood 12-60; T.J. Logan 1-16; Romar Morris 1-7; Mitch Trubisky 1-2; Ty'Son Williams 1-minus 2. Georgia Tech-Patrick Skov 15-56; Justin Thomas 18-56; Clinton Lynch 8-48; Isiah Willis 9-40; Austin McClellan 3-26; Mikell Lands-Davis 3-12; Lynn Griffin 1-6; Marcus Allen 1-6.

PASSING: North Carolina-Marquise Williams 13-24-0-134; Ryan Switzer 1-1-0-11; Quinshad Davis 1-1-0-37. Georgia Tech-Justin Thomas 12-21-1-168.

RECEIVING: North Carolina-Quinshad Davis 3-36; Romar Morris 3-8; Mack Hollins 2-34; Austin Proehl 2-33; Ryan Switzer 2-23; Marquise Williams 1-37; Bug Howard 1-6; Kendrick Singleton 1-5. Georgia Tech-Ricky Jeune 3-42; Brad Stewart 3-32; Mikell Lands-Davis 2-24; Isiah Willis 1-40; Clinton Lynch 1-19; Marcus Allen 1-6; Patrick Skov 1-5.

INTERCEPTIONS: North Carolina-M.J. Stewart 1-2. Georgia Tech-None.

FUMBLES: North Carolina-T.J. Logan 1-0. Georgia Tech-Justin Thomas 1-1; Isiah Willis 1-0; Mikell Lands-Davis 1-0.

SACKS (UA-A): North Carolina-None. Georgia Tech-P.J. Davis 1-0.

TACKLES (UA-A): North Carolina-Cayson Collins 9-1; Shakeel Rashad 9-0; Jeff Schoettner 7-3; Sam Smiley 6-0; Donnie Miles 4-2. Georgia Tech-Demond Smith 5-1; D.J. White 5-0; Jamal Golden 5-0; P.J. Davis 4-1; Lawrence Austin 3-2.

INDIVIDUAL STATISTICS

RUSHING: Georgia Tech-Marcus Marshall 11-45; Matthew Jordan 2-14; Chase Alford 1-9; Marcus Allen 4-8; Patrick Skov 2-4; Justin Thomas 14-3; Clinton Lynch 1-3; Mikell Lands-Davis 3-2; TaQuon Marshall 1-minus 6; Lynn Griffin 2-minus 10. Clemson-Gallman 13-115; Brooks 3-41; Davidson 3-17; Watson 6-16; Fuller 6-15; McCloud 2-6; DYE 3-4; Schuessler 1-0; Bryant 3-minus 1.

PASSING: Georgia Tech-Justin Thomas 6-14-1-159. Clemson-Watson 21-30-1-265; Schuessler 2-2-0-71.

RECEIVING: Georgia Tech-Ricky Jeune 2-69; Mikell Lands-Davis 2-37; Clinton Lynch 1-50; Micheal Summers 1-3. Clemson-Cain 5-96; Leggett 4-56; Scott 4-50; Thompson 3-47; McCloud 3-16; Peake 2-22; Hopper 1-32; Rentrow 1-17.


INTERCEPTIONS: Georgia Tech-Brant Mitchell 1-14. Clemson-Tankerley 1-10.

SACKS (UA-A): Georgia Tech-Tyler Marcordes 1-0. Clemson-Dodd 1-0. Lawson 1-0.

TACKLES (UA-A): Georgia Tech-Jamal Golden 6-2; Adam Gotsis 4-4; A.J. Gray 4-1; Tyler Marcordes 4-1; P.J. Davis 3-3; Corey Griffin 3-3. Clemson-Boulware 6-3; O'Daniel 6-1; Kearse 6-0; Pagano 2-4.

2015 REVIEW


GAME RECAPS



PITTSBURGH

5-1, 3-0

31



GEORGIA TECH

2-5, 0-4

28

Game 7 • October 17, 2015 • Atlanta, Ga. • Bobby Dodd Stadium

POSTGAME NOTES

- Thomas' first touchdown pass to Ricky Jeune extended the team's streak to 15 consecutive games with a touchdown pass. That streak is tied for the third longest in the ACC with Pitt, which also extended its streak on Saturday, and behind Florida State (34, pending Saturday) and Virginia (17, pending Saturday).
- Georgia Tech accounted for six offensive plays of 20+ yards in the game -- Tech had just five over the previous two games combined.
- Pitt's defense entered the game averaging just 84.8 yards against the rush and the Yellow Jackets rushed for 376 yards.
- Tech's 28 points were the most allowed by Pitt since beating Youngstown State, 45-37, in the season opener.
- Justin Thomas rushed for 95 yards on 14 carries - the most since he ran for 121 yards vs. Miss. St. en route to Orange Bowl MVP.
- The 51-yd rush for QB Justin Thomas is the second-longest rush of his career behind a 65-yarder versus Clemson last season. Thomas also had a 45-yarder later in the game.
- The 58-yard touchdown run for freshman BB Marcus Marshall was his third career TD rush and his longest career carry since a 64-yarder in the season opener. Marshall scored twice in that game. Marshall scored twice in today's game and added another 58-yard rush.
- Marshall finished with 10 carries for 159 yards -- his second career 100-yard rushing game.
- Patrick Skov scored his sixth rushing TD and eighth overall this season. The bruiser entered the day fourth in the ACC in touchdowns.
- Senior S Jamal Golden played in his team-leading 49th career game.

SCORING SUMMARY

Score by Quarters	1	2	3	4	F
Pittsburgh	7	14	7	3	31
Georgia Tech	7	14	0	7	28

1st	07:50	UP	Tyler Boyd 6 yd pass from Nate Peterman (Chris Blewitt kick), 13-75 7:10, UP 7 - GT 0
	06:29	GT	Marcus Marshall 58 yd run (Harrison Butker kick), 3-75 1:21, UP 7 - GT 7
2nd	14:52	GT	Ricky Jeune 29 yd pass from Justin Thomas (Harrison Butker kick), 5-86 2:24, UP 7 - GT 14
	12:40	UP	Qadree Ollison 1 yd run (Chris Blewitt kick), 5-75 2:12, UP 14 - GT 14
	07:06	GT	Patrick Skov 1 yd run (Harrison Butker kick), 10-86 5:28, UP 14 - GT 21
	02:48	UP	Tyler Boyd 17 yd pass from Nate Peterman (Chris Blewitt kick), 8-75 4:18, UP 21 - GT 21
3rd	00:51	UP	J.P. Holtz 6 yd pass from Nate Peterman (Chris Blewitt kick), 8-49 4:00, UP 28 - GT 21
4th	13:35	GT	Marcus Marshall 7 yd run (Harrison Butker kick), 5-75 2:16, UP 28 - GT 28
	01:11	UP	Chris Blewitt 56 yd field goal, 14-31 7:02, UP 31 - GT 28

TEAM STATISTICS

	UP	GT
FIRST DOWNS	21	19
RUSHES-YARDS (NET)	43-200	40-376
PASSING YDS (NET)	191	106
Passes Att-Comp-Int	23-15-0	15-6-1
TOTAL OFFENSE PLAYS-YARDS	66-391	55-482
Fumble Returns-Yards	1-8	0-0
Punt Returns-Yards	3--3	0-0
Kickoff Returns-Yards	1-31	2-38
Interception Returns-Yards	1-0	0-0
Punts (Number-Avg)	4-40.8	3-44.3
Fumbles-Lost	2-0	3-1
Penalties-Yards	4-30	5-54
Possession Time	34:20	25:40
Third-Down Conversions	4 of 11	5 of 11
Fourth-Down Conversions	2 of 2	1 of 1
Red-Zone Scores-Chances	4-4	2-2
Sacks By: Number-Yards	1-9	0-0

INDIVIDUAL STATISTICS

RUSHING: Pittsburgh-Qadree Ollison 22-83; Darrin Hall 8-38; Nate Peterman 5-31; Tyler Boyd 5-26; Chris James 3-22. Georgia Tech-Marcus Marshall 10-159; Justin Thomas 15-98; Clinton Lynch 7-67; Isaiah Willis 2-21; TaQuon Marshall 1-14; Mikell Lands-Davis 1-7; Patrick Skov 3-5; Lynn Griffin 1-5.

PASSING: Pittsburgh-Nate Peterman 14-21-0-162; Chad Voytk 1-0-0-0; Tyler Boyd 1-1-0-29. Georgia Tech-Justin Thomas 6-15-1-106.


RECEIVING: Pittsburgh-Tyler Boyd 8-68; J.P. Holtz 3-38; Qadree Ollison 2-15; Dontez Ford 1-41; Zach Challingsworth 1-29. Georgia Tech-Ricky Jeune 2-44; Micheal Summers 2-43; Mikell Lands-Davis 1-10; Marcus Marshall 1-9.

INTERCEPTIONS: Pittsburgh-Avonte Maddox 1-0. Georgia Tech-None.

FUMBLES: Pittsburgh-Tyler Boyd 2-0. Georgia Tech-Justin Thomas 2-1; Marcus Marshall 1-0.

SACKS (UA-A): Pittsburgh-Shakir Soto 1-0. Georgia Tech-None.


TACKLES (UA-A): Pittsburgh-Avonte Maddox 5-0; Matt Galambos 4-1; Shakir Soto 4-0; Terrish Webb 4-0; Jordan Whitehead 3-1. Georgia Tech-P.J. Davis 7-2; Tyler Marcordes 6-1; Corey Griffin 6-0; Brant Mitchell 5-0; KeShun Freeman 4-0; D.J. White 4-0; Chris Milton 4-0; Adam Gotsis 3-0; Patrick Gamble 3-0; Jamal Golden 2-1.



9 FLORIDA STATE

6-1, 4-1

16



GEORGIA TECH

3-5, 1-4

22

Game 8 • October 24, 2015 • Atlanta, Ga. • Bobby Dodd Stadium

POSTGAME NOTES

- The last time Georgia Tech hosted an undefeated top-10 team was Oct. 29, 2011 vs. No. 6 Clemson (8-0) - also a Saturday night tilt and also Tech's Homecoming. Tech won 31-17.
- In his eight-year career at Georgia Tech, head coach Paul Johnson is now 6-3 in home games versus Top 25 teams and 3-1 versus Top 10 teams.
- Tech's streak of 15 consecutive games with a touchdown pass was ended. That streak was tied for the third in the ACC -- Florida State (35) and Virginia (19).
- The interception by Tech's Jamal Golden was the team's seventh interception this season and the eighth of his career.
- Georgia Tech handed Florida State its first ACC loss since Oct. 6, 2012, snapping a 28-game conference winning streak.
- Overall against Top 25 teams at Georgia Tech, Johnson is 10-16 and is 5-7 against Top 10 opponents.
- This was Georgia Tech's first win vs. a Top 10 opponent since the Jackets defeated No. 7 Mississippi State on Dec. 31, 2014 in the Capital One Orange Bowl. It was Georgia Tech's first home win against a Top 10 team since the Yellow Jackets defeated No. 4 Virginia Tech, 28-23, on Oct. 17, 2009.
- Heading into the contest, Georgia Tech had blocked the most kicks in the nation since 2013. Patrick Gamble's block was Tech's 14th blocked kick since 2013 and third this season.
- Justin Thomas' 60-yard touchdown run was the second-longest rush of his career (65 vs. Clemson last season) and his longest career touchdown run.
- The 53-yard field goal by junior Harrison Butker was a season-long and tied career long (at Georgia, 2014). Butker also hit from 40-yards in the game and is now 13 for 19 in his career from 40 yards and longer.
- Senior Jamal Golden intercepted his first pass this season and the eighth of his career. He's tied with Virginia Tech's Kendall Fuller and Duke's Breon Borders for the ACC's active career lead.

SCORING SUMMARY

Score by Quarters	1	2	3	4	F
Florida State	3	13	0	0	16
Georgia Tech	3	7	3	9	22

1st	07:14	FS	Roberto Aguayo 20 yd field goal, 5-17 2:17, FS 3 - GT 0
	02:38	GT	Harrison Butker 53 yd field goal, 9-39 4:36, FS 3 - GT 3
2nd	11:46	FS	Dalvin Cook 2 yd run (Roberto Aguayo kick), 1-2 0:05, FS 10 - GT 3
	04:18	FS	Roberto Aguayo 27 yd field goal, 10-66 4:33, FS 13 - GT 3
	02:22	GT	Justin Thomas 60 yd run (Harrison Butker kick), 4-94 1:46, FS 13 - GT 10
	00:00	FS	Roberto Aguayo 38 yd field goal, 9-54 2:22, FS 16 - GT 16
3rd	08:27	GT	Harrison Butker 40 yd field goal, 11-52 6:33, FS 16 - GT 13
4th	00:54	GT	Harrison Butker 35 yd field goal, 8-45 3:31, FS 16 - GT 16
	00:00	GT	Lance Austin 78 yd missed FG return, FS 16 - GT 22

TEAM STATISTICS

	FS	GT
FIRST DOWNS	17	15
RUSHES-YARDS (NET)	24-70	49-261
PASSING YDS (NET)	210	67
Passes Att-Comp-Int	31-20-1	10-4-2
TOTAL OFFENSE PLAYS-YARDS	55-280	59-328
Fumble Returns-Yards	0-0	0-0
Punt Returns-Yards	1-1	3-13
Kickoff Returns-Yards	0-0	1-1
Interception Returns-Yards	2-63	1-0
Punts (Number-Avg)	4-50.0	3-38.3
Fumbles-Lost	1-0	0-0
Penalties-Yards	6-45	5-41
Possession Time	25:09	34:51
Third-Down Conversions	2 of 10	5 of 14
Fourth-Down Conversions	0 of 0	1 of 1
Red-Zone Scores-Chances	3-4	1-1
Sacks By: Number-Yards	1-10	3-17

INDIVIDUAL STATISTICS

RUSHING: Florida State-Dalvin Cook 17-82; Everett Golson 7-minus 12. Georgia Tech-Justin Thomas 13-88; Marcus Marshall 16-69; Clinton Lynch 6-52; Isaiah Willis 7-29; Marcus Allen 4-15; Mikell Lands-Davis 3-8.

PASSING: Florida State-Everett Golson 20-30-1-210. Georgia Tech-Justin Thomas 4-10-2-67.

RECEIVING: Florida State-Kermit Whitfield 6-61; Dalvin Cook 4-50; Jesus Wilson 3-32; Travis Rudolph 2-33; Ryan Izzo 2-27; Freddie Stevenson 2-1; Ermon Lane 1-6. Georgia Tech-Mikell Lands-Davis 2-minus 2; Brad Stewart 1-36; Ricky Jeune 1-33.

INTERCEPTIONS: Florida State-Lamaricus Brutus 1-57; Josh Sweat 1-6. Georgia Tech-Jamal Golden 1-0.

FUMBLES: Florida State-Everett Golson 1-0. Georgia Tech-None.

SACKS (UA-A): Florida State-Josh Sweat 1-0. Georgia Tech-Patrick Gamble 1-0; KeShun Freeman 1-0; Adam Gotsis 1-0.

TACKLES (UA-A): Florida State-Po Derrick Hoskins 4-3; Javien Elliott 5-0; Derwin James 4-2; Josh Sweat 4-2; Reggie Northrup 4-1; Nile Lawrence-Stample 4-1; Derrick Nnadi 4-1. Georgia Tech-Jamal Golden 7-2; Chris Milton 5-0; Lawrence Austin 4-2; KeShun Freeman 3-4; Adam Gotsis 3-1; Demond Smith 3-0; P.J. Davis 0-51.

GAME RECAPS

GEORGIA TECH

3-6, 1-5

21

VIRGINIA

3-5, 2-2

27

VIRGINIA TECH

5-5, 3-3

23

GEORGIA TECH

3-7, 1-6

21

Game 9 • October 31, 2015 • Atlanta, Ga. • Bobby Dodd Stadium

POSTGAME NOTES

- Tech had won three straight overall, three straight in Charlottesville, and five of the last six meetings before this loss.
- Tech is now 10-8 all-time when playing on Halloween.
- Georgia Tech threw for a season-best 251 yards – its highest single-game passing total since throwing for 282 yards in the 2014 season opener vs. Wofford.
- Including today's interception by Rod Rook-Chungong, seven different Yellow Jackets share the team's eight interceptions.
- Redshirt junior QB Justin Thomas threw for a season-high 251 yards, his second-highest single-game passing total since Wofford in 2014 (282).
- Thomas has now thrown a touchdown in eight of nine games this season and 16 of his last 17 games.
- Redshirt freshman AB Clinton Lynch, who finished with three carries for 63 yards and a 49-yard touchdown run, has gained 182 yards on 14 carries over his last three games. His previous six produced 17 carries, 130 yards and a TD. Lynch also caught his second and third career TD passes, finishing with career bests for receptions (3) and yards (69).
- Redshirt sophomore WR Ricky Jeune finished with career highs for receptions (5) and yards (103). His 103 receiving yards are the most by a Georgia Tech player and he is the first 100-yard Tech receiver since Darren Waller's 117-yard performance in the 2014 Orange Bowl.
- The interception for junior DL Rod Rook-Chungong was the first of his career.

SCORING SUMMARY

Score by Quarters	1	2	3	4	F
Georgia Tech	7	7	0	7	21
Virginia	10	0	10	7	27

1st	07:42	VA	Frye, 119 yd field goal, 5-17 2:20, GT 0 - VA 3
	05:18	GT	Clinton Lynch 49 yd run (Harrison Butler kick), 5-77 2:24, GT 7 - VA 3
	00:15	VA	Hamm, D 4 yd run (Frye, I kick), 10-75 5:03, GT 7 - VA 10
2nd	01:44	GT	Clinton Lynch 30 yd pass from Justin Thomas (Harrison Butler kick), 6-44 3:18, GT 14 - VA 10
3rd	09:55	VA	Frye, 124 yd field goal, 9-58 3:40, GT 14 - VA 13
	08:44	VA	Severin, C 30 yd pass from Johns, M (Frye, I kick), 2-30 0:51, GT 14 - VA 20
4th	13:15	VA	Reid, A 24 yd run (Frye, I kick), 13-91 8:08, GT 14 - VA 27
	01:41	GT	Clinton Lynch 22 yd pass from Justin Thomas (Harrison Butler kick), 10-95 2:31, GT 21 - VA 27

TEAM STATISTICS

	GT	VA
FIRST DOWNS	18	21
RUSHES-YARDS (NET)	33-144	42-233
PASSING YDS (NET)	251	175
Passes Att-Comp-Int	31-13-0	28-17-1
TOTAL OFFENSE PLAYS-YARDS	64-395	70-408
Fumble Returns-Yards	0-0	1-14
Punt Returns-Yards	0-0	0-0
Kickoff Returns-Yards	3-77	1-17
Interception Returns-Yards	1-16	0-0
Punts (Number-Avg)	4-38.2	5-36.2
Fumbles-Lost	3-2	0-0
Penalties-Yards	6-42	7-45
Possession Time	23:17	36:43
Third-Down Conversions	5 of 13	7 of 14
Fourth-Down Conversions	0 of 3	0 of 0
Red-Zone Scores-Chances	0-1	3-3
Sacks By: Number-Yards	0-0	1-3

INDIVIDUAL STATISTICS

RUSHING: Georgia Tech-Clinton Lynch 3-63; Isiah Willis 4-23; Marcus Marshall 8-23; Justin Thomas 10-18; Mikell Lands-Davis 5-9; Patrick Skov 2-8. Virginia-Mizzell, T 14-75; Zacheaus, O 4-68; Hamm, D 11-42; Reid, A 7-32; Johns, M 3-13; Thorpe, T.J. 1-6.

PASSING: Georgia Tech-Justin Thomas 13-31-0-251. Virginia-Johns, M 17-28-1-175.

RECEIVING: Georgia Tech-Ricky Jeune 5-103; Micheal Summers 4-58; Clinton Lynch 3-69; Isiah Willis 1-21. Virginia-Mizzell, T 5-33; Severin, C 4-55; Butts, E 4-48; Thorpe, T.J. 2-20; Hamm, D 1-11; Reid, A 1-8.

INTERCEPTIONS: Georgia Tech-Rod Rook-Chungong 1-16. Virginia-None.

FUMBLES: Georgia Tech-Justin Thomas 1-1; TEAM 1-0; Marcus Marshall 1-1. Virginia-None.

SACKS (UA-A): Georgia Tech-None. Virginia-Kiser, M 0-1; Bradshaw, Z 0-1.

TACKLES (UA-A): Georgia Tech-Jamal Golden 5-4; Demond Smith 5-3; Patrick Gamble 4-5; Brant Mitchell 3-6; P.J. Davis 3-6; Tyler Marcordes 3-4; D.J. White 4-1. Virginia-Blanding, Q 8-7; Kiser, M 3-5; Corney, T 3-1; Nicholson, D 3-1; Wahee, W 2-2; Moore, M 2-1; Dean, D 2-1.

Game 10 • November 12, 2015 • Atlanta, Ga. • Bobby Dodd Stadium

POSTGAME NOTES

- Tonight marked the 31st game for Georgia Tech on ESPN's Thursday Night Football -- no team in the nation has more. Virginia Tech is second, tonight being its 30th appearance. The Yellow Jackets have also hosted more ESPN Thursday Night games than any other team (23).
- Virginia Tech and Georgia Tech entered the game with two of the all-time most win totals of any team in the ACC. The Hokies now have 717 wins and the Yellow Jackets have 714.
- Georgia Tech scored off each of its two takeaways and finished with a 14-6 edge in points-off-turnover scoring.
- Brant Mitchell's 32-yard interception return for touchdown was the 27th non-offensive touchdown by Georgia Tech under head coach Paul Johnson.
- Georgia Tech extended its ACC-leading streak to 20 consecutive games of scoring 20 points or more. Clemson is second, having scored 20+ points in six straight games.
- Georgia Tech entered the game as the least penalized team in the FBS and finished with just three penalties for 26 yards.
- True freshman LB Brant Mitchell's interception return for TD to open the second half was his second career interception and his first career touchdown.
- Clinton Lynch scored the Yellow Jackets' second TD of the night - five of his seven TDs this season have come over the team's last five games.
- Jamal Golden's fumble recovery in the first quarter was the first of his career -- the force by Tyler Marcordes was his fourth (second this year).
- Senior DT Adam Gotsis, who suffered a season-ending injury in the Oct. 31 game at Virginia, snapped his team-leading streak of consecutive starts at 37 games.
- Junior LB P.J. Davis now owns the team's longest streak of consecutive starts, tonight being his 25th straight. Four other Yellow Jackets have started 24 straight games: QB Justin Thomas, C Freddie Burden, CB Chris Milton and LG Trey Braun.

SCORING SUMMARY

Score by Quarters	1	2	3	4	F
Virginia Tech	0	14	3	6	23
Georgia Tech	14	0	7	0	21

1st	13:11	GT	Marcus Allen 4 yd run (Harrison Butler kick), 4-75 1:49, VT 0 - GT 7
	01:00	GT	Clinton Lynch 4 yd run (Harrison Butler kick), 8-45 4:28, VT 0 - GT 14
2nd	05:56	VT	McMillian, T 2 yd run (Slye, J kick), 10-80 4:39, VT 7 - GT 14
	00:35	VT	Ford, I 17 yd pass from Brewer, M (Slye, J kick), 10-76 3:15, VT 14 - GT 14
3rd	14:00	GT	Brant Mitchell 32 yd interception return (Harrison Butler kick), VT 14 - GT 21
	08:42	VT	Slye, J 29 yd field goal, 10-69 5:12, VT 17 - GT 21
4th	06:58	VT	McMillian, T 4 yd run (Slye, J kick failed), 4-18 2:20, VT 23 - GT 21

TEAM STATISTICS

	VT	GT
FIRST DOWNS	17	15
RUSHES-YARDS (NET)	39-165	47-161
PASSING YDS (NET)	178	97
Passes Att-Comp-Int	29-15-1	13-4-0
TOTAL OFFENSE PLAYS-YARDS	68-343	60-258
Fumble Returns-Yards	0-0	0-0
Punt Returns-Yards	2-6	1-8
Kickoff Returns-Yards	1-19	1-13
Interception Returns-Yards	0-0	1-32
Punts (Number-Avg)	5-44.6	5-35.4
Fumbles-Lost	1-1	4-3
Penalties-Yards	8-58	3-26
Possession Time	30:07	29:53
Third-Down Conversions	6 of 15	5 of 12
Fourth-Down Conversions	0 of 0	0 of 1
Red-Zone Scores-Chances	4-5	2-2
Sacks By: Number-Yards	2-18	1-13

INDIVIDUAL STATISTICS

RUSHING: Virginia Tech-McMillian, T 24-135; Phillips, C 1-24; Rogers, S 5-10; Ford, I 1-5; Coleman, J.C. 1-2; Edmunds, Trey 1-0; TEAM 1-minus 1; Motley, B 1-minus 2; Brewer, M 4-minus 8. Georgia Tech-Marcus Allen 16-75; Justin Thomas 15-52; Isiah Willis 4-26; Clinton Lynch 3-6; Marcus Marshall 4-4; Patrick Skov 1-2; Broderick Snoddy 3-1; Mikell Lands-Davis 1-minus 5.

PASSING: Virginia Tech-Brewer, M 15-29-1-178. Georgia Tech-Justin Thomas 4-13-0-97.

RECEIVING: Virginia Tech-Phillips, C 6-95; Ford, I 5-46; Hodges, B 3-31; Malleck, R 1-6. Georgia Tech-Isiah Willis 2-24; Ricky Jeune 1-58; Broderick Snoddy 1-15.

INTERCEPTIONS: Virginia Tech-None. Georgia Tech-Brant Mitchell 1-32.

FUMBLES: Virginia Tech-Phillips, C 1-1. Georgia Tech-Broderick Snoddy 2-2; Marcus Allen 1-1; Jamal Golden 1-0. **SACKS (UA-A):** Virginia Tech-Motuapauka, A 0-1; Marshall, C 0-1; Ekanem, K 1-0. Georgia Tech-Anree Saint-Amour 1-0.

TACKLES (UA-A): Virginia Tech-Motuapauka, A 6-6; Baron, W 5-0; Riley, D 4-2; Nicolas, D 4-0; Ekanem, K 3-2; Clark, C 3-2; Clarke, D 3-1; Maddy, L 2-3; Williams, N 3-0. Georgia Tech-Demond Smith 7-2; D.J. White 4-1; Lawrence Austin 4-1; Brant Mitchell 4-0; Jamal Golden 4-0; Dominique Noble 2-3; Kyle Cerge-Henderson 2-3; Chris Milton 3-0; Tyler Marcordes 3-0; Patrick Gamble 2-2.

2015 REVIEW

GAME RECAPS

	GEORGIA TECH	21
	3-8, 1-7	
	MIAMI	38
	7-4, 4-3	

	GEORGIA	13
	9-3	
	GEORGIA TECH	7
	3-9	

Game 11 • November 21, 2015 • Miami Gardens, Fla. • Sun Life Stadium

POSTGAME NOTES

- The Yellow Jackets own the ACC's longest streak of scoring 20+ points in 21 consecutive conference games. It is the second-longest streak of any team in the Power 5, trailing only the 38 consecutive games by Ohio State.
- Tech is 33-33 all-time when playing at a professional sports venue, including 2-5 at Sun Life Stadium. Prior to Saturday's outcome, Tech had won its last game played at Sun Life Stadium -- the 2014 Capital One Orange Bowl over Mississippi State, 49-34, last December 31.
- The fumble by Georgia Tech at the Miami 3-yard line was the Yellow Jackets' first Red Zone turnover since last season's win at Georgia.
- This season, two Georgia Tech opponents have hit 55+ yard FGs -- Chris Blewitt (Pitt) 56, Michael Badgley (Miami) 57. The only other season in school history that happened was 1980 -- by Georgia's Rex Robinson 57 yards and Tennessee's Alan Duncan 55.
- The 57-yard field goal by Badgley tied for the second-longest field goal against Tech all time, and the longest by a Tech opponent since Georgia's Kevin Butler hit a 57-yarder in 1984.
- Sophomore QB Matthew Jordan saw his first significant game action, after starting QB Justin Thomas was injured in the late in the first quarter. Jordan finished with 60 rushing yards.
- Jordan's 28 carries were the most rushing attempts by a Tech QB since Tevin Washington carried 32 times for 120 yards at Maryland in 2011.
- Sophomore DB Lawrence Austin made a career-high eight tackles. His previous career best was six versus Florida State on Oct. 24, 2015.
- Senior AB Broderick Snoddy scored Tech's first touchdown of the game, becoming the 18th different Yellow Jacket to score a touchdown this season. It was Snoddy's first score this year and the fifth of his career -- his first TD since a three-TD effort at Pitt last season.

SCORING SUMMARY

Score by Quarters	1	2	3	4	F
Georgia Tech	7	0	0	14	21
Miami (FL)	7	17	7	7	38

1st	10:35	GT	Broderick Snoddy 5 yd run (Harrison Butler kick), 6-62 3:15, GT 7 - UM 0
	07:08	UM	Joe Yearby 2 yd run (Michael Badgley kick), 8-75 3:27, GT 7 - UM 7
2nd	08:43	UM	Mark Walton 4 yd run (Michael Badgley kick), 6-97 3:22, GT 7 - UM 14
	06:18	UM	Jermaine Grace 0 yd fumble recovery (Michael Badgley kick), GT 7 - UM 21
	00:00	UM	Michael Badgley 57 yd field goal, 3-4 0:18, GT 7 - UM 24
3rd	07:13	UM	Mark Walton 25 yd pass from Brad Kaaya (Michael Badgley kick), 4-41 2:40, GT 7 - UM 31
4th	10:05	GT	Matthew Jordan 3 yd run (Harrison Butler kick), 6-68 2:43, GT 14 - UM 31
	06:41	UM	Mark Walton 1 yd run (Michael Badgley kick), 6-75 3:24, GT 14 - UM 38
	01:09	GT	Clinton Lynch 3 yd run (Harrison Butler kick), 10-67 5:32, GT 21 - UM 38

TEAM STATISTICS

	GT	UM
FIRST DOWNS	19	15
RUSHES-YARDS (NET)	57-314	28-86
PASSING YDS (NET)	59	300
Passes Att-Comp-Int	9-4-2	26-16-0
TOTAL OFFENSE PLAYS-YARDS	66-373	54-386
Fumble Returns-Yards	0-0	1-46
Punt Returns-Yards	3-4	1-1
Kickoff Returns-Yards	3-68	0-0
Interception Returns-Yards	0-0	2-48
Punts (Number-Avg)	4-40.0	6-41.0
Fumbles-Lost	9-2	2-0
Penalties-Yards	1-5	9-76
Possession Time	32:38	27:22
Third-Down Conversions	7 of 12	3 of 9
Fourth-Down Conversions	0 of 1	0 of 0
Red-Zone Scores-Chances	3-4	0-4
Sacks By: Number-Yards	0-0	1-5

INDIVIDUAL STATISTICS

RUSHING: Georgia Tech-Marcus Marshall 8-74; Lynn Griffin 4-67; Clinton Lynch 4-61; Matthew Jordan 28-60; Patrick Skov 5-25; Justin Thomas 3-18; Marcus Allen 3-6; Broderick Snoddy 1-5; Isaiah Willis 1-minus 2. Miami (FL)-Joe Yearby 13-47; Mark Walton 11-36; Malik Rosier 1-5; Herb Waters 1-1; Team 2-minus 3.

PASSING: Georgia Tech-Matthew Jordan 4-8-1-59; Brad Stewart 0-1-1-0. Miami (FL)-Brad Kaaya 16-25-0-300; Team 0-1-0-0.

RECEIVING: Georgia Tech-Clinton Lynch 3-51; Brad Stewart 1-8. Miami (FL)-Chris Herndon 3-66; Herb Waters 3-66; Stacy Coley 3-56; David Njoku 2-52; Mark Walton 2-38; Lawrence Cager 2-17; Braxton Berris 1-5.

INTERCEPTIONS: Georgia Tech-None. Miami (FL)-Jamal Carter 1-48; Corn Elder 1-0.

FUMBLES: Georgia Tech-Matthew Jordan 6-1; Jamal Golden 2-0; Patrick Skov 1-1. Miami (FL)-Mark Walton 1-0; Ufomba Kamalu 1-0.

SACKS (UA-A): Georgia Tech-None. Miami (FL)-A. Muhammad 1-0.

TACKLES (UA-A): Georgia Tech-Lawrence Austin 5-3; P.J. Davis 3-5; Jamal Golden 2-5; Demond Smith 2-3; Patrick Gamble 1-5; D.J. White 3-0; Chris Milton 2-0. Miami (FL)-Juwon Young 6-7; A. Muhammad 5-6; Ufomba Kamalu 3-5; Deon Bush 4-2; Artie Burns 4-0; R. Jenkins 3-1.

Game 12 • November 28, 2015 • Atlanta, Ga. • Bobby Dodd Stadium

POSTGAME NOTES

- Georgia Tech trailed 7-0 at halftime, marking its first scoreless first half since Nov. 8, 2008 at North Carolina. Tech fell in that game 28-7. Tech's last scoreless half was in 2011 at Miami (second half) -- a 24-7 setback.
- The Yellow Jackets were 0-for-5 on third downs in the first half, but converted their first two on the second half's opening drive. Tech finished the second half 2-for-8 on third downs.
- Georgia Tech has not been shut out in 237 consecutive games -- the seventh-longest active streak dating back to Oct. 18, 1997.
- Tech has not been shut out at home in 364 consecutive home games, dating back to Nov. 30, 1957.
- Redshirt freshman AB Clinton Lynch had a career day rushing, gaining 78 yards on eight carries. He averaged 9.8 yards per rush. He tied his career high with eight carries (vs. North Carolina), while besting his previous career high in rushing yards (67 vs. Pitt).
- Junior AB Lynn Griffin finished with six carries for 45 yards.
- True freshman LB Brant Mitchell registered his first career sack in the game.
- The game marked the team-leading 27th consecutive start for junior LB P.J. Davis. Four other Yellow Jackets have started 26 straight -- Trey Braun, Chris Milton, Justin Thomas and Freddie Burden.
- It also was the 54th career game for Jamal Golden, which ties Georgia Tech's career record. It was the 53rd career games for Milton and Tyler Marcordes, and the 52nd for Demond Smith. The career record of 54 games played is held by Golden, Corey Dennis (2011-14), Rod Sweeting (2009-12) and T.J. Barnes (2009-12).

SCORING SUMMARY

Score by Quarters	1	2	3	4	F
Georgia	7	0	3	3	13
Georgia Tech	0	0	0	7	7

1st	10:19	UGA	Sony Michel 34 yd run (Marshall Morgan kick), 8-75 4:41, UGA 7 - GT 0
3rd	05:55	UGA	Marshall Morgan 19 yd field goal, 10-65 4:34, UGA 10 - GT 0
4th	14:10	UGA	Marshall Morgan 37 yd field goal, 5-42 1:59, UGA 13 - GT 0
	03:24	GT	Ricky Jeune 15 yd pass from Justin Thomas (Harrison Butler kick), 7-64 2:46, UGA 13 - GT 7

TEAM STATISTICS

	UGA	GT
FIRST DOWNS	16	17
RUSHES-YARDS (NET)	34-178	41-194
PASSING YDS (NET)	224	82
Passes Att-Comp-Int	25-18-0	18-6-2
TOTAL OFFENSE PLAYS-YARDS	59-402	59-276
Fumble Returns-Yards	0-0	0-0
Punt Returns-Yards	0-0	1-12
Kickoff Returns-Yards	0-0	3-55
Interception Returns-Yards	2-49	0-0
Punts (Number-Avg)	5-36.8	4-42.0
Fumbles-Lost	0-0	3-1
Penalties-Yards	5-35	2-13
Possession Time	31:18	28:42
Third-Down Conversions	4 of 14	2 of 13
Fourth-Down Conversions	1 of 2	1 of 2
Red-Zone Scores-Chances	2-3	1-2
Sacks By: Number-Yards	2-9	1-5

INDIVIDUAL STATISTICS

RUSHING: Georgia-Sony Michel 24-149; Keith Marshall 5-33; Reggie Davis 2-1; Quayvon Hicks 1-0; Brendan Douglas 1-0; Greyson Lambert 1-minus 5. Georgia Tech-Clinton Lynch 8-78; Lynn Griffin 6-45; Marcus Marshall 9-45; Patrick Skov 5-14; Isaiah Willis 1-11; Mikell Lands-Davis 2-7; Matthew Jordan 1-minus 3; Justin Thomas 9-minus 3.

PASSING: Georgia-Greyson Lambert 18-25-0-224. Georgia Tech-Justin Thomas 6-18-2-82; Matthew Jordan 0-0-0-0.

RECEIVING: Georgia-Terry Goodwin 8-78; Malcolm Mitchell 3-41; Sony Michel 3-38; Christian Payne 2-35; Jeb Blazevich 1-25; Michael Chigbu 1-7. Georgia Tech-Ricky Jeune 3-40; Clinton Lynch 1-21; Marcus Marshall 1-17; Brad Stewart 1-4.

INTERCEPTIONS: Georgia-Malkom Parrish 1-27; Dominick Sanders 1-22. Georgia Tech-None.

FUMBLES: Georgia-None. Georgia Tech-Ricky Jeune 1-1; Lynn Griffin 1-0; Justin Thomas 1-0.

SACKS (UA-A): Georgia-Aaron Davis 1-0; Natrez Patrick 1-0. Georgia Tech-Brant Mitchell 1-0.


TACKLES (UA-A): Georgia-Jake Ganus 8-4; Quincy Mauger 5-1; Aaron Davis 4-1; Natrez Patrick 3-1; Jordan Jenkins 3-1; Malkom Parrish 3-0; Georgia Tech-Demond Smith 6-2; Jamal Golden 6-2; Tyler Marcordes 4-3; D.J. White 5-0; Brant Mitchell 3-2; Patrick Gamble 2-4; Domonique Noble 2-2.

2015 REVIEW

HISTORY



TECH FOOTBALL TIMELINE



NOVEMBER 5, 1892

Georgia Tech's first ever football game came against Mercer on Nov. 5, 1892. Mercer won the game, played at Macon's Central Park, 12-6. The Yellow Jackets went 0-3 in their inaugural season, also losing to Vanderbilt and Auburn.




1893

Lt. Leonard Wood was a star quarterback and co-head coach on the 1893 team that played – and beat – rival Georgia for the first time, 28-6, in Athens. After the 1894 season Wood was assigned to Ft. McPherson and he went on to win the Congressional Medal of Honor for participating in the Indian wars against Geronimo. He then was the colonel who formed the volunteer brigade called the Rough Riders during the Spanish American War (Teddy Roosevelt gets the credit but was the Lt. Colonel under Wood). He later went to Washington when Roosevelt became President and served in a variety of roles, including Army Chief of Staff. In 1920, he unsuccessfully ran as a Republican for U.S. President.

1901

Georgia Tech's first unbeaten team was in 1901. After going winless from 1897-1900, the Yellow Jackets went 4-0-1 in 1901, shutting out four opponents and tying Furman, 5-5.



1904

John Heisman took over as Georgia Tech's head football coach. He coached 16 seasons, compiling a remarkable 102-29-7 (.779) record, including four unbeaten campaigns. Heisman's original contract called for him to coach the football and baseball teams for a paltry sum of \$2,250 (less \$500 for supplies), plus 30 percent of the gate receipts.

1908

After playing its home games at Piedmont Park, Brisbane Park and briefly on the Flats, Georgia Tech played home games at Ponce de Leon Park from 1908 to 1911.



1913

Upon his hiring in 1904, John Heisman desired for Georgia Tech to play home games in an on-campus stadium. In 1905, Heisman had 300 convict laborers clear rocks, remove tree stumps and level the field. Tech first played home games on the Flats in '05. Later, John W. Grant donated \$15,000 towards the construction of the field's first permanent stands, and Grant Field was named in honor of his deceased son, Hugh Inman Grant. Tech permanently began playing its home games on Grant Field in 1913.



OCTOBER 7, 1916

The most lopsided game – Georgia Tech 222, Cumberland 0 – of all time happened in Atlanta on Oct. 7, 1916. The previous spring, Cumberland's baseball team had trounced Tech. Cumberland University was located in Lebanon, Tenn., and the Cumberland squad was actually comprised of professional players from nearby Nashville. Georgia Tech head coach John Heisman was not amused, and the Tech students and alumni howled for revenge, so Heisman offered the Bulldogs a \$500 guarantee to come to Atlanta for a football game. In the game, Tech scored 32 touchdowns, averaged 3.8 points per minute, carried the ball for 978 yards, and never threw a pass. Cumberland, since it was losing yardage faster than it was gaining real estate, began to kick the football back to the Jackets immediately after Tech kicked off to them. Amazingly, neither team made a first down in the game because Tech scored within four downs on every possession. All-American Everett Strupper led Tech with six touchdowns.



1917

The 1917 Yellow Jacket team claimed a share of Tech's first national championship. Tech went a perfect 9-0, outscoring opponents by a combined score of 491-17.

1920

William Alexander began the first of 25 years as Georgia Tech's head coach, serving from 1920-1944.

1921


Georgia Tech and 13 other schools left the Southern Intercollegiate Athletic Association to form the Southern Conference, which was housed in Atlanta.

ORIGINAL SOUTHERN CONFERENCE MEMBERS

Alabama
Auburn
Clemson
Georgia
Georgia Tech
Kentucky
Maryland
Mississippi State
North Carolina
NC State
Tennessee
Virginia
Virginia Tech
Washington & Lee

1928

Tech went a perfect 10-0, winning the Southern Conference title and a share of their second national championship. Tech allowed more than seven points just once, beating Notre Dame, Alabama, Auburn, Georgia and ultimately, California in the Rose Bowl.



JANUARY 1, 1929

The most stunning play in Rose Bowl history propelled Georgia Tech to its first bowl victory when Roy Riegels' infamous Wrong Way Run turned out right as the Ramblin Wreck beat California, 8-7, in the 1929 Rose Bowl. Early in the second quarter, with the score tied 0-0, Tech halfback Stumpy Thomason was hit by the Golden Bears' Benny Lom. He fumbled near the Tech 35-yard line, and Riegels scooped up the bouncing ball. He got a good block from a teammate, slipped off a tackler and spun around. But something was wrong.

TECH FOOTBALL TIMELINE

"Stop, Roy! You're running the wrong way," yelled Lom. Riegels thought the speedier Lom was asking for a lateral. At the 10-yard line, Lom grabbed Riegels, but Riegels shook him loose. Finally, at the one-yard line, Lom pulled Riegels down, but not before a 64-yard run into immortality. California still had the ball. On the first play, the Golden Bears attempted to punt the ball out of the end zone with Riegels snapping to Lom. However, Tech's Vance Maree blocked the punt, which rolled out of bounds for a safety. Both teams traded touchdowns in the second half, and Tech eventually prevailed, 8-7, in one of the strangest games ever played. Tech's Rose Bowl win capped a perfect 10-0 season, the first undefeated season for head coach William Alexander, and the Ramblin' Wreck captured its second national title.

DECEMBER 8-9, 1932

Georgia Tech was one of 13 schools that left the Southern Conference to form the Southeastern Conference. Tech remained in the SEC through 1963, winning or sharing five league titles.

ORIGINAL SEC MEMBERS

- Alabama
- Auburn
- Florida
- Georgia
- Georgia Tech
- Kentucky
- LSU
- Mississippi
- Mississippi State
- Tennessee
- Tulane
- University of the South (Sewanee)
- Vanderbilt

SEPTEMBER 26, 1936

The first night game in Georgia Tech football history came on Sept. 26, 1936. The Yellow Jackets trounced visiting Presbyterian, 55-0, under the lights. Ever since, Grant Field / Bobby Dodd Stadium has been considered one of the top night-game atmospheres in all of college football.

JANUARY 1, 1940

Following the 1939 season, Georgia Tech made the first of five appearances in the Orange Bowl, upsetting Missouri 21-7 on Jan. 1, 1940. Earlier that season, Tech made its first appearance in the Associated Press poll, which began in 1936.



1942

The only retired jersey in Georgia Tech's storied football history is the No. 19 worn by running back Clint Castleberry in 1942. Though just a freshman, he finished third in the Heisman Trophy voting as he led Tech to a 9-2 record, highlighted by historic victories at Notre Dame and Navy and capped by a berth in the Cotton Bowl. Just weeks later, he enlisted in the U.S. Army, and on Nov. 7, 1944, his plane disappeared.

For one fleeting season in 1942, Clint Castleberry blazed across the football field like a 'crazed jackrabbit.' Some said he could have been the greatest Tech player in history, if it weren't for World War II and a plane that disappeared off the West African coast without a trace. He flashed across the fields at Notre Dame and Navy that fall of '42, leading Georgia Tech's shocking onslaughts, while Sir Bernard Montgomery flashed across North Africa in pursuit of Erwin Rommel, and the Russians made their goal-line stand at Stalingrad.

He had played only one college football game when Notre Dame scout Wayne Millner warned coach Frank Leahy that "the most dangerous runner in America" would invade South Bend. As a freshman, he finished third in the Heisman Trophy balloting. And then he was gone.

—Ed Hinton, Atlanta Journal-Constitution

1943

The 8-3 record posted by the 1943 Tech team doesn't give justice to one of the great seasons in Yellow Jacket history. Heading into November with a 3-3 record, Tech reeled off wins over LSU, Tulane, Clemson and a 48-0 win over Georgia to win the SEC championship. A month later, the Jackets beat Tulsa in the Sugar Bowl, becoming the first team to play in all four major bowls (Sugar, Rose, Cotton, Orange).

1945

Legendary coach Bobby Dodd took over as head coach in 1945 and went on to coach 22 seasons. He compiled a record of 165-64-8 (.713). Dodd won two SEC championships and one national title. Dodd is a member of the College Football Hall of Fame as both a player and coach.



1952

Bobby Dodd's 1952 team finished a perfect 12-0, including a win over 7th-ranked and previously undefeated Ole Miss in the Sugar Bowl. Tech, which shared the national crown with Michigan State, shut out four opponents, beat 6th-ranked Duke and 12th-ranked Alabama. The 1952 team included six All-Americans: Pete Brown, Leon Hardeman, Buck Martin, Hal Miller, Bobby Moorhead and George Morris.

1951-55

From 1951-55, Tech played in five consecutive major bowls — Orange (1951), Sugar (1952, 1953, 1955) and Cotton (1954).

1956

The 1956 team was nearly perfect, going 10-1, losing only to Tennessee (6-0). Tech beat Pittsburgh in the Gator Bowl.




NOVEMBER 17, 1962

Georgia Tech beat Bear Bryant's No. 1-ranked Alabama team, 7-6.


1963

Following the 1963 season, Tech left the SEC and played as an independent until joining the ACC in 1979. Also in 1963, quarterback Billy Lothridge was first team All-American and finished second in the Heisman Trophy voting. Lothridge also handled kicking and punting duties for the Yellow Jackets, who finished 7-3 with wins over Florida, Clemson, Tennessee, Florida State and Georgia.



1970

Eddie McAshan, the son of a Gainesville (Fla.) mortician, became the first African-American to start at quarterback for a major Southeastern university. McAshan was Tech's starter in 1970, '71 and '72.



1974

Randy Rhino was a three-time All-American (1972-74). Randy was the second of three generations of Rhinos to play at Tech. Chappell Rhino (1950-52), Danny (1974-76) and Kelley (1999-2002) all wore the Gold and White.

NOVEMBER 6, 1976

Georgia Tech, running the wishbone behind quarterback Gary Lanier, beat 11th-ranked Notre Dame 23-14 despite not attempting a single pass.

TECH FOOTBALL TIMELINE



NOVEMBER 20, 1978

With temperatures in the 20s, the wind chill at zero, and with an agitated stomach that nearly sidelined him, Georgia Tech tailback Eddie Lee Ivery made college football history on Nov. 20, 1978 at Air Force.

On 26 rushes, Ivery gained 356 yards, breaking an NCAA record, on a field that required de-snowing by a street sweeper twice before the game. Complicating Ivery's plight was his stomach. After a nifty reversal of direction, which resulted in a 73-yard TD run in the second quarter giving Tech a 14-0 lead, Ivery was on the sidelines doubled over, vomiting and in obvious pain. At halftime, Ivery had 122 yards on 12 carries. An 80-yard TD run with 6:08 left in the third quarter gave him 240 yards and broke Brent Cunningham's school record of 217 yards set in 1970. With 10:25 left, Ivery scored on a 57-yard run, giving him 309 yards and putting him within 41 yards of the NCAA record of 350 by Michigan State's Eric Allen vs. Purdue in 1971. After an Air Force drive fizzled, Ivery ran for 13 yards, then for another 13. Adding to the drama, Ivery's stomach began to churn again, to the extent he had to leave the game. His replacement, Ray Friday, shocked everyone by bolting 66 yards up the middle for his second touchdown of the day. When LB Henry Johnson intercepted a Falcon pass, Ivery had his chance. He trotted back onto the field and rushed 21 yards with his first carry, giving him the record.

1980

In 1980, Bill Curry's first season as head coach, Tech went just 1-9-1. However, the Jackets' tie (3-3) came against No. 1 Notre Dame. The following year, the Jackets went just 1-10, but the lone victory was a 24-21 win vs. 4th-ranked Alabama.

1983

Although Tech first joined the Atlantic Coast Conference in 1979, the Yellow Jackets first competed for the football championship in 1983.

1985

In 1985, Georgia Tech went 9-2-1 and beat Michigan State in the All-American Bowl – the Jackets' first bowl win in 15 years. Tech had gone the previous six years with six or less wins. The Yellow Jackets' "Black Watch" defense was led by linebacker Ted Roof, who is now Tech's defensive coordinator.

1990

Georgia Tech moved into the Top 25 for the first time in 1990 after it beat 25th-ranked South Carolina to improve to 3-0. Two weeks later, the Jackets knocked off 15th-ranked Clemson to improve to 5-0. Tech moved into the national championship conversation in early November when Scott Sisson's field goal with seven seconds remaining gave the Yellow Jackets a memorable 41-38 win at No. 1 Virginia. Tech closed the regular season by winning on the road against rival Georgia, 41-23, setting the stage for a 45-21 win over Nebraska in the Citrus Bowl. The following day, Tech learned it shared the national title with Colorado.

1991

Georgia Tech played its first ESPN Thursday night game in 1991, beating Virginia, 24-21, at Bobby Dodd Stadium. Since 1991, the Yellow Jackets have played in the nationally-televised Thursday night game 31 times.

1995

Following the 1994 season, the interim tag was removed and George O'Leary was named Georgia Tech's head coach. O'Leary went 18-16 in his first three seasons, but went on to win at least eight games every year from 1998-2001 and played in five bowls.

1998

Georgia Tech finished 7-1 in the ACC, earning a share of the league title with Florida State. Tech finished 10-2 overall, beat Georgia (21-19) and knocked off Notre Dame in the Toyota Gator Bowl.



NOVEMBER 27, 1999

Luke Manget's field goal in overtime gave Tech an unforgettable 51-48 win over Georgia. The Jacket fans went nuts and carried Joe Hamilton on their shoulders. Following the 1999 season, Joe Hamilton finished second in the Heisman Trophy race and won the Davey O'Brien Award.

AUGUST 27, 2000

The 2000 season opener was canceled because of a storm at Virginia Tech, but the Jackets won their final seven regular season games including a win in Athens between the hedges.

2006

As a junior, Calvin Johnson was one of college football's most dominant players. He hauled in 76 passes for a school record 1,202 yards and 15 TDs. Johnson led Tech to an ACC Coastal Division crown and he went on to be the second overall pick in the 2007 NFL draft by the Detroit Lions.

2008

The experts predicted Paul Johnson's first season to be a struggle. All Tech did was win nine games and finish tied for first in the ACC's Coastal Division. Along the way, Johnson and his spread option offense won on the road at Clemson, beat Florida State and Miami at home, then closed the regular season with a memorable 45-42 win at rival Georgia after trailing by 16 points.

2009

A remarkable month of November – wins over Mississippi State, Florida State, 4th-ranked Virginia Tech, Virginia and Vanderbilt – helped Tech win the ACC Coastal Division and a berth into the FedEx Orange Bowl. Joshua Nesbitt became the most prolific rushing quarterback in ACC history.

2013

Georgia Tech used the nation's sixth-most prolific rushing attack and an improved defense under former Yellow Jacket great, now defensive coordinator, Ted Roof, to post a winning record and earn a bowl bid for the 17th consecutive season. Senior Jeremiah Attaochu broke the school record with 31.5 career sacks.


OCTOBER 25, 2014

Georgia Tech's opportunistic defense recovered a school-record six fumbles and tied an NCAA record by recovering five first-quarter fumbles in a 56-28 ACC rout at Pittsburgh.



NOVEMBER 29, 2014

In what has now been immortalized as "The Kick and The Pick" by the Georgia Tech faithful, Harrison Butker drilled a career-long 53-yard field goal on the final play of regulation to force overtime. After Zach Laskey's go-ahead touchdown in OT, D.J. White picked off a Hutson Mason pass to seal the win.



DECEMBER 31, 2014

Behind the all-around performance of game MVP Justin Thomas, the Yellow Jackets earned their first Orange Bowl victory in 63 years with a 49-34 win over No. 7 Mississippi State. Tech rushed for an Orange Bowl-record 452 yards. Georgia Tech finished the 2014 season with four games against Top 20 teams, posting a 3-1 record.



OCTOBER 24, 2015

Dubbed the "Miracle on Techwood Drive", Patrick Gamble blocked Roberto Aguayo's 56-yard field goal attempt and Lance Austin raced 78 yards for the game-winning score as Georgia Tech upset No. 9 Florida State, 22-16.

MEMORABLE GAMES

THE CUMBERLAND GAME

On Oct. 17, 1916, John Heisman's team crushed Cumberland College 22-0 in the most lopsided and highest-scoring game in college football history.

THE 1929 ROSE BOWL

Cal's Roy Riegels ran the wrong way, Tech won 8-7 and claimed its second national championship.

1942: GEORGIA TECH 13, NOTRE DAME 6

Tech finally won at Notre Dame for the first time in eight tries, 13-6. Freshman phenom Clint Castleberry threw a touchdown pass in his only season on the Flats, before dying while piloting a plane during World War II.

1949: GEORGIA TECH 7, GEORGIA 6

Georgia Tech 7, Georgia 6, the Grant Field victory that started "The Drought," Bobby Dodd's eight-year mastery of Georgia.

1952 ORANGE BOWL

Georgia Tech 17, Baylor 14. Pepper Rodgers' last-second field goal gave the Jackets an Orange Bowl comeback win over Baylor and an 11-0-1 season.

1952: GEORGIA TECH 7, ALABAMA 3

In the most exciting game, at that time, in Tech annals, Jackie Rudolph's "\$125,000 tackle" of Bobby Marlow helped preserve the victory, earned Tech a Sugar Bowl bid (and the \$125,000 payout) but also preserved the Jackets' 12-0 season and the Institute's third national title.

1962: GEORGIA TECH 7, ALABAMA 6

Another epic Grant Field win over Alabama, one Dodd called "my greatest victory." Mike McNames scored Tech's only touchdown and made a gamesaving tackle to upset Bear Bryant's unbeaten, No. 1 defending national champs.

1972 LIBERTY BOWL

Georgia Tech 31, Iowa State 30, in the Liberty Bowl. In Memphis, backup quarterback Jim Stevens -- playing for the suspended Eddie McAshan -- threw for 157 yards and 3 TDs and was named the MVP.

1976: GEORGIA TECH 23, NOTRE DAME 14

In the "Passless Upset," the Jackets -- with freshman QB Gary Lanier running Pepper Rodgers' option to perfection -- didn't throw a pass in shocking the Irish.

1978: THE EDDIE LEE IVERY GAME

Georgia Tech 42, Air Force 21. On the frozen tundra in Colorado Springs, Eddie Lee Ivery ran wild for 356 yards, breaking the NCAA single-game rushing record.

1980: GEORGIA TECH 3, NOTRE DAME 3

Bill Curry's first team as head coach of the Jackets stunned the unbeaten, No. 1 Irish and nearly beat them before a late, tying field goal.

1984: GEORGIA TECH 35, GEORGIA 18

In Athens, this was Bill Curry's turnaround game for the program, one that ended a six-game losing streak to UGA.

1985 ALL-AMERICAN BOWL

In the All-American Bowl in Legion Field, Tech prevailed behind its great Black Watch defense and emergency starting QB Todd Rampley.

1989: GEORGIA TECH 33, GEORGIA 22

Jerry Mays ran for 207 yards to help complete a remarkable 7-4 Georgia Tech turnaround after an 0-3 start.

1990: GEORGIA TECH 21, CLEMSON 19

In one of the many thrilling, physical battles in this rivalry, this stamped Tech as a legitimate national title contender.

1990: GEORGIA TECH 41, VIRGINIA 38

In Charlottesville, in likely the most significant victory in Tech annals, the Jackets staged a phenomenal comeback against No. 1 Virginia's potent offense. Shawn Jones and William Bell led the resurgence, and Scott Sisson's field goal with 7 seconds left stunned UVA and set off a wild celebration back on The Flats.

1991 CITRUS BOWL

Georgia Tech 45, Nebraska 21. In the Citrus Bowl in Orlando, Tech toyed with the Huskers. Behind Jones and Bell once again, the Jackets completed an 11-0-1 season and won the UPI Coaches National Championship the next day by one point in the final poll.

1998: GEORGIA TECH 41, VIRGINIA 38

In another 41-38 thriller, this one in Atlanta, Dez White caught six passes for a school record 243 yards -- the last 54 coming on the game-winning catch to upset No. 6 UVA.

1998: GEORGIA TECH 21, GEORGIA 19

In Athens, Brad Chambers' 35-yard field goal in the final seconds ended a seven-game losing streak to UGA.

1999 GATOR BOWL

Georgia Tech 35, Notre Dame 28. In the Gator Bowl in Jacksonville, White and Joe Hamilton (who threw three TD passes and caught one himself) were co-MVPs, and gave Tech its first 10-win season since 1990 and a final ranking of No. 9.

1999: GEORGIA TECH 51, GEORGIA 48 (OT)

In one of the most thrilling games in Bobby Dodd Stadium annals, Joe Hamilton's last home game was triumphant. Luke Manget's second-chance, OT field goal sent Tech fans into euphoria. Many of them carried Hamilton -- who was second in the Heisman Trophy voting that season -- on their shoulders and around the stadium.

2003: GEORGIA TECH 17, AUBURN 3

In the first game in newly-expanded and renovated Bobby Dodd Stadium, a sellout crowd of 55,000 roared as freshman QB Reggie Ball passed for one touchdown and set up two other scores. The crowd later stormed the field and tore down the goal posts.

2004 HUMANITARIAN BOWL

Georgia Tech 52, Tulsa 10. In the Humanitarian Bowl in frigid Boise, Idaho, P.J. Daniels ran for an NCAA bowl-record 307 yards and four touchdowns -- despite playing little in the fourth quarter.

2004: GEORGIA TECH 28, CLEMSON 24

In another spine tingler against the Tigers, this one in Death Valley, freshman and eventual ACC Rookie of the Year Calvin Johnson caught two of his three TD receptions in the final 1:50 -- the game-winner from Ball with five seconds left.

2005: GEORGIA TECH 14, MIAMI 10

In an upset of the No. 3 Hurricanes, Tashard Choice played for the injured Daniels and was superb. As was the Tech's resolute defense.

2006: GEORGIA TECH 38, VIRGINIA TECH 27

A year after losing 51-7 in Blacksburg, Tech returned, got a quick start and two first-quarter TD catches from Johnson to win, get revenge and seize control of the ACC's Coastal Division.

2007: GEORGIA TECH 33, NOTRE DAME 3

In South Bend, the Yellow Jackets opened the season by handing the Fighting Irish one of their most embarrassing home losses.

2008: GEORGIA TECH 31, FLORIDA STATE 28

The Yellow Jackets' first win over the Seminoles since 1975 was decided when true freshman Rashaad Reid recovered FSU fumble in the end zone in final minute.

2008: GEORGIA TECH 41, MIAMI 23

In Atlanta, the Yellow Jackets flexed offensive muscle with nationally-televised win over the 23rd-ranked Hurricanes in a "White-Out" at Bobby Dodd Stadium

2008: GEORGIA TECH 45, GEORGIA 42

In Athens, Paul Johnson's first Yellow Jacket team overcame 26-12 halftime deficit to break seven-year skid against a Bulldog team that was ranked No. 1 in the preseason. Freshman Roddy Jones ran for 214 yards.

2009: GEORGIA TECH 28, VIRGINIA TECH 23

Tech's first win at home against a top-five ranked team since 1962. The fans stormed the field and tore down the goal posts in the north end zone.

2009: GEORGIA TECH 39, CLEMSON 34

A Yellow Jacket win in the ACC Championship Game that has been vacated, but did send Tech to the FedEx Orange Bowl.

2012: GEORGIA TECH 68, NORTH CAROLINA 50

In the highest-scoring game in ACC history, visiting Georgia Tech produced 588 yards of total offense, including 380 rushing yards, and Jamal Golden returned a kickoff 100 yards for a touchdown.

2014: GEORGIA TECH 30, GEORGIA 24 (OT)

In one of the most thrilling games in program history, Harrison Butker drilled a career-long 53-yard field goal on the final play of regulation to force overtime. After Zach Laskey's go-ahead touchdown in OT, D.J. White picked off a Hutson Mason pass to seal the win.

2014 ORANGE BOWL

Justin Thomas was named the Orange Bowl MVP, rushing for 121 yards and three touchdowns as Georgia Tech rushed for a bowl-record 452 yards in a 49-34 win over No. 7 Mississippi State on New Year's Eve.

2015: GEORGIA TECH 22, FLORIDA STATE 16

The "Miracle on Techwood Drive" and one of the craziest finishes in Georgia Tech history, Patrick Gamble blocked Roberto Aguayo's 56-yard field goal attempt and Lance Austin raced 78 yards for the game-winning score as Georgia Tech upset No. 9 Florida State, 22-16.

YEAR-BY-YEAR RECORDS

YEAR	COACH	CONFERENCE	OVERALL RECORD				CONFERENCE RECORD				BOWL / CONFERENCE TITLE / NATIONAL TITLE	
			W-L	H	A	N	W-L	FINISH	H	A	POSTSEASON	
1892	E.E. West	No Affiliation	0-3	0-2	0-1	0-0						
1893	F. Spain / L. Wood	No Affiliation	2-1-1	1-1-1	1-0	0-0						
1894	F. Spain / L. Wood	No Affiliation	0-3	0-3	0-0	0-0						
1895	No Team											
1896	No Coach	No Affiliation	1-1-0	0-0-1	1-1	0-0						
1897	No Coach	No Affiliation	0-1	0-0	0-1	0-0						
1898	R.B. "Cow" Nalley	No Affiliation	0-3	0-0	0-2	0-1						
1899	Mr. Collier	No Affiliation	0-5	0-2	0-3	0-0						
1900	W.J. Holman	No Affiliation	0-4	0-4	0-0	0-0						
1901	Dr. Cyrus Strickler	No Affiliation	4-0-1	3-0	0-0-1	1-0						
1902	John McKee	No Affiliation	0-6-2	0-5-1	0-1-1	0-0						
1903	Jesse Thrash	No Affiliation	2-5	1-4	1-1	0-0						
1904	John Heisman	No Affiliation	8-1-1	8-0-1	0-1	0-0						
1905	John Heisman	No Affiliation	6-0-1	6-0-1	0-0	0-0						
1906	John Heisman	No Affiliation	5-3-1	5-3-1	0-0	0-0						
1907	John Heisman	No Affiliation	4-4	4-3	0-1	0-0						
1908	John Heisman	No Affiliation	6-3	5-3	1-0	0-0						
1909	John Heisman	No Affiliation	7-2	5-2	2-0	0-0						
1910	John Heisman	No Affiliation	5-3	4-3	1-0	0-0						
1911	John Heisman	No Affiliation	6-2-1	5-2-1	1-0	0-0						
1912	John Heisman	No Affiliation	5-3-1	2-3-1	3-0	0-0						
1913	John Heisman	No Affiliation	7-2	4-2	3-0	0-0						
1914	John Heisman	No Affiliation	6-2	6-1	0-1	0-0						
1915	John Heisman	No Affiliation	7-0-1	6-0-1	1-0	0-0						
1916	John Heisman	SIAA	8-0-1	7-0-1	1-0	0-0						SIAA Champions
1917	John Heisman	SIAA	9-0	8-0	1-0	0-0						SIAA Champions National Champions
1918	John Heisman	SIAA	6-1	6-0	0-1	0-0						SIAA Co-Champions
1919	John Heisman	SIAA	7-3	7-2	0-1	0-0						
1920	William Alexander	SIAA	8-1	7-0	1-1	0-0						SIAA Co-Champions
1921	William Alexander	SIAA	8-1	8-0	0-0	0-1						SIAA Co-Champions
1922	William Alexander	Southern	7-2	7-1	0-1	0-0	4-0					Southern Co-Champions
1923	William Alexander	Southern	3-2-4	3-0-4	0-2	0-0	1-0-4					
1924	William Alexander	Southern	5-3-1	5-2-1	0-1	0-0	3-2-1					
1925	William Alexander	Southern	6-2-1	4-2-1	1-0	1-0	4-1-1					
1926	William Alexander	Southern	4-5	4-4	0-1	0-0	4-3					
1927	William Alexander	Southern	8-1-1	8-0	0-1-1	0-0	7-0-1					Southern Co-Champions
1928	William Alexander	Southern	10-0	7-0	2-0	1-0	7-0	1st				Southern Champions Rose Bowl National Co-Champions
1929	William Alexander	Southern	3-6	3-3	0-3	0-0	3-5					
1930	William Alexander	Southern	2-6-1	2-4	0-2-1	0-0	2-4-1					
1931	William Alexander	Southern	2-7-1	2-4	0-3-1	0-0	2-4-1					
1932	William Alexander	Southern	4-5-1	2-3-1	2-2	0-0	4-4-1					
1933	William Alexander	SEC	5-5	4-4	1-1	0-0	2-5	11th				
1934	William Alexander	SEC	1-9	1-4	0-5	0-0	0-6	11th				
1935	William Alexander	SEC	5-5	5-2	0-3	0-0	3-4	8th				
1936	William Alexander	SEC	5-5-1	5-3	0-2-1	0-0	3-3-1	t6th				
1937	William Alexander	SEC	6-3-1	4-2-1	2-1	0-0	3-2-1	6th				
1938	William Alexander	SEC	3-4-3	3-1-2	0-3-1	0-0	2-1-3	5th				
1939	William Alexander	SEC	8-2	5-1	2-1	1-0	6-0	t1st				SEC Co-Champions Orange Bowl
1940	William Alexander	SEC	3-7	3-3	0-4	0-0	1-5	12th				
1941	William Alexander	SEC	3-6	3-3	0-3	0-0	2-4	9th				
1942	William Alexander	SEC	9-2	6-0	3-1	0-1	4-1	t2nd				Cotton Bowl
1943	William Alexander	SEC	8-3	6-1	1-2	1-0	3-0	1st				SEC Champions Sugar Bowl
1944	William Alexander	SEC	8-3	7-1	1-1	0-1	4-0	1st				SEC Champions Orange Bowl
1945	Bobby Dodd	SEC	4-6	2-5	2-1	0-0	2-2	t5th				
1946	Bobby Dodd	SEC	9-2	6-0	2-2	1-0	4-2	4th				Oil Bowl
1947	Bobby Dodd	SEC	10-1	7-0	2-1	1-0	4-1	2nd				Orange Bowl
1948	Bobby Dodd	SEC	7-3	5-2	2-1	0-0	4-3	5th				
1949	Bobby Dodd	SEC	7-3	6-1	1-2	0-0	5-2	4th				
1950	Bobby Dodd	SEC	5-6	3-4	2-2	0-0	4-2	5th				
1951	Bobby Dodd	SEC	11-0-1	6-0-1	4-0	1-0	7-0	1st				SEC Champions Orange Bowl
1952	Bobby Dodd	SEC	12-0	8-0	3-0	1-0	6-0	1st				SEC Champions Sugar Bowl National Co-Champions
1953	Bobby Dodd	SEC	9-2-1	6-0	2-2-1	1-0	4-1-1	2nd				Sugar Bowl
1954	Bobby Dodd	SEC	8-3	5-2	2-1	1-0	6-2	2nd				Cotton Bowl
1955	Bobby Dodd	SEC	9-1-1	5-1	3-0-1	1-0	4-1-1	3rd				Sugar Bowl
1956	Bobby Dodd	SEC	10-1	4-1	5-0	1-0	7-1	2nd				Gator Bowl
1957	Bobby Dodd	SEC	4-4-2	2-2-2	2-2	0-0	3-4-1	8th				
1958	Bobby Dodd	SEC	5-4-1	4-1-1	1-3	0-0	2-3-1	t8th				
1959	Bobby Dodd	SEC	6-5	2-3	4-1	0-1	3-3	7th				Gator Bowl
1960	Bobby Dodd	SEC	5-5	4-1	1-4	0-0	4-4	7th				
1961	Bobby Dodd	SEC	7-4	5-0	2-3	0-1	4-3	t4th				Gator Bowl
1962	Bobby Dodd	SEC	7-3-1	4-1-1	3-1	0-1	5-2	4th				Bluebonnet Bowl
1963	Bobby Dodd	SEC	7-3	5-1	2-2	0-0	4-3	6th				

HISTORY

YEAR-BY-YEAR RECORDS

YEAR	COACH	CONFERENCE	OVERALL RECORD				CONFERENCE RECORD				BOWL / CONFERENCE TITLE / NATIONAL TITLE								
			W-L	H	A	N	W-L	FINISH	H	A	POSTSEASON								
1964	Bobby Dodd	Independent	7-3	4-2	2-1	1-0													
1965	Bobby Dodd	Independent	7-3-1	5-2	1-1-1	1-0													Gator Bowl
1966	Bobby Dodd	Independent	9-2	7-0	2-1	0-1													Orange Bowl
1967	Bud Carson	Independent	4-6	3-3	1-3	0-0													
1968	Bud Carson	Independent	4-6	3-3	1-3	0-0													
1969	Bud Carson	Independent	4-6	4-3	0-3	0-0													
1970	Bud Carson	Independent	9-3	6-1	2-2	1-0													Sun Bowl
1971	Bud Carson	Independent	6-6	5-3	1-2	0-1													Peach Bowl
1972	Bill Fulcher	Independent	7-4-1	5-1-1	1-3	1-0													Liberty Bowl
1973	Bill Fulcher	Independent	5-6	4-3	0-3	1-0													
1974	Pepper Rodgers	Independent	6-5	5-2	1-3	0-0													
1975	Pepper Rodgers	Independent	7-4	6-2	1-2	0-0													
1976	Pepper Rodgers	Independent	4-6-1	3-3-1	1-3	0-0													
1977	Pepper Rodgers	Independent	6-5	4-2	2-3	0-0													
1978	Pepper Rodgers	Independent	7-5	5-2	2-2	0-1													Peach Bowl
1979	Pepper Rodgers	ACC#	4-6-1	4-2	0-4-1	0-0													
1980	Bill Curry	ACC#	1-9-1	1-4-1	0-5	0-0													
1981	Bill Curry	ACC#	1-10	0-6	1-4	0-0													
1982	Bill Curry	ACC#	6-5	3-2	3-3	0-0													
1983	Bill Curry	ACC#	3-8	2-4	1-4	0-0	3-2	3rd	2-1	1-1									
1984	Bill Curry	ACC	6-4-1	4-2	2-2-1	0-0	2-2-1	5th	1-1	1-1-1									
1985	Bill Curry	ACC	9-2-1	5-2	3-0-1	1-0	5-1	2nd	2-1	3-0									All-American Bowl
1986	Bill Curry	ACC	5-5-1	4-1-1	1-4	0-0	3-3	4th	2-1	1-2									
1987	Bobby Ross	ACC	2-9	2-5	0-4	0-0	0-6	8th	0-3	0-3									
1988	Bobby Ross	ACC	3-8	3-3	0-5	0-0	0-7	8th	0-3	0-4									
1989	Bobby Ross	ACC	7-4	6-1	1-3	0-0	4-3	t4th	3-1	1-2									
1990	Bobby Ross	ACC	11-0-1	6-0	4-0-1	1-0	6-0-1	1st	3-0	3-0-1									ACC Champions Citrus Bowl National Champions
1991	Bobby Ross	ACC	8-5	5-1	2-3	1-1	5-2	t2nd	4-0	1-2									Aloha Bowl
1992	Bill Lewis	ACC	5-6	4-2	1-4	0-0	4-4	t4th	3-2	1-2									
1993	Bill Lewis	ACC	5-6	3-3	2-3	0-0	3-5	6th	1-2	2-3									
1994 ¹	Bill Lewis	ACC	1-10	1-5	0-5	0-0	0-8	9th	0-4	0-4									
1995	George O'Leary	ACC	6-5	4-2	2-3	0-0	5-3	4th	3-1	2-2									
1996	George O'Leary	ACC	5-6	4-2	1-4	0-0	4-4	5th	3-1	1-3									
1997	George O'Leary	ACC	7-5	3-2	3-3	1-0	5-3	t3rd	3-1	2-2									Carquest Bowl
1998	George O'Leary	ACC	10-2	4-2	5-0	1-0	7-1	t1st	3-1	4-0									ACC Co-Champions Gator Bowl
1999	George O'Leary	ACC	8-4	6-0	2-3	0-1	5-3	t2nd	4-0	1-3									Gator Bowl
2000	George O'Leary	ACC	9-3	5-1	4-1	0-1	6-2	t2nd	3-1	3-1									Peach Bowl
2001 ²	George O'Leary	ACC	8-5	3-3	3-2	2-0	4-4	t4th	2-2	2-2									Seattle Bowl
2002	Chan Gailey	ACC	7-6	4-2	3-3	0-1	4-4	5th	2-2	2-2									Silicon Valley Classic
2003	Chan Gailey	ACC	7-6	4-2	2-4	1-0	4-4	4th	3-1	1-3									Humanitarian Bowl
2004	Chan Gailey	ACC	7-5	3-3	3-2	1-0	4-4	t6th	1-3	3-1									Champs Sports Bowl
2005	Chan Gailey	ACC	7-5	4-2	3-2	0-1	5-3	3rd, Coastal	3-1	2-2									Emerald Bowl
2006	Chan Gailey	ACC	9-5	6-1	3-2	0-2	7-1	1st, Coastal	4-0	3-1									ACC Coastal Division Champions Gator Bowl
2007	Chan Gailey	ACC	7-6	4-3	3-2	0-1	4-4	3rd, Coastal	2-2	2-2									Humanitarian Bowl
2008	Paul Johnson	ACC	9-4	6-1	3-2	0-2	5-3	t1st, Coastal	3-1	2-2									Humanitarian Bowl
2009	Paul Johnson	ACC%	11-3	5-1	5-1	1-1	7-1	t1st, Coastal	4-0	3-1									ACC Coastal Division Champions ACC Champions Orange Bowl
2010	Paul Johnson	ACC	6-7	4-2	2-4	0-1	4-4	t3rd, Coastal	2-2	2-2									Independence Bowl
2011	Paul Johnson	ACC	8-5	5-2	3-2	0-1	5-3	t2nd, Coastal	3-1	2-2									Sun Bowl
2012	Paul Johnson	ACC	7-7	4-3	2-3	1-1	5-3	t1st, Coastal	3-1	2-2									ACC Coastal Division Champions Sun Bowl
2013	Paul Johnson	ACC	7-6	5-2	2-3	0-1	5-3	t2nd, Coastal	3-1	2-2									Music City Bowl
2014	Paul Johnson	ACC	11-3	5-1	5-1	1-1	6-2	1st, Coastal	3-1	3-1									ACC Coastal Division Champions Orange Bowl
2015	Paul Johnson	ACC	3-9	3-4	0-5	0-0	1-7	7th, Coastal	1-3	0-4									

- NOTES**
- Georgia Tech joined the ACC in 1979 and became eligible for ACC championship in 1983
% - Georgia Tech vacated 2009 ACC championship
1 - George O'Leary served as interim head coach for final three games
2 - Mac McWhorter served as interim head coach for the Seattle Bowl

BY DECADE

YEARS	OVERALL RECORD							CONFERENCE RECORD					BOWL RECORD						
	G	W-L-T	PCT	H	PCT	A	PCT	N	PCT	G	W-L	PCT	H	PCT	A	PCT	G	W-L	PCT
1892-1899		3-17-2	.182	1-8-2	.182	2-8	.200	0-1	.000										
1900-1909		42-28-6	.592	37-24-4	.600	4-4-2	.500	1-0	1.000										
1910-1919		66-16-4	.761	55-13-4	.792	11-3-0	.786	0-0	.000										
1920-1929		62-23-7	.712	56-12-6	.797	4-10-1	.300	2-1-0	.667	51	33-11-7	.716							
1930-1939		41-51-8	.450	33-28-4	.538	7-23-4	.265	1-0	1.000	68	27-33-8	.456					1	1-0	1.000
1940-1949		68-36-0	.654	51-16-0	.761	14-18-0	.438	3-2-0	.600	53	33-20-0	.623					5	3-2	.600
1950-1959		79-26-6	.739	45-14-4	.746	28-11-2	.707	6-6	.857	67	46-17-4	.716					7	6-1	.857
1960-1969		61-41-2	.596	44-16-1	.729	15-22-1	.408	2-3-0	.400	29	17-12-0	.586					4	1-3	.250
1970-1979		61-50-3	.548	47-21-2	.686	11-27-1	.295	3-2-0	.600								4	2-2	.500
1980-1989		43-64-4	.405	30-30-2	.500	12-34-2	.271	1-0-0	1.000	42	17-24-1	.417	10-11-0	.476	7-13-1	.357	1	1-0	1.000
1990-1999		66-49-1	.573	40-19-0	.678	22-28-1	.441	4-2-0	.667	78	44-33-1	.571	27-12-0	.692	17-21-1	.449	5	4-1	.800
2000-2009		81-48	.628	44-19	.698	32-21	.604	5-8	.385	80	50-30	.625	27-13	.675	23-17	.575	10	3-7	.300
2010-present		42-37	.532	26-14	.650	14-18	.438	2-5	.286	48	26-22	.542	15-9	.625	11-13	.458	5	2-3	.400

HISTORY

YEAR-BY-YEAR RESULTS



2011 (H: 5-2, A: 3-2, N: 0-1) **8-5, 5-3** (2nd, Coastal)

SUN BOWL

Captains: Julian Burnett, Roddy Jones, Steven Sylvester

DATE	GT	OPP	OPPONENT	W/L	SCORE	ATT	REC
S 1	-	-	Western Carolina	W	63-21	42,132	1-0
S 10	-	-	at Middle Tennessee	W	49-21	30,502	2-0
S 17	-	-	Kansas	W	66-24	42,025	3-0
S 24	25/24	rv/25	North Carolina*	W	35-28	46,849	4-0
O 1	21/21	-	at NC State*	W	45-35	55,811	5-0
O 8	13/13	-	Maryland*	W	21-16	45,905	6-0
O 15	12/12	-	at Virginia*	L	21-24	47,692	6-1
O 22	20/19	-	at Miami*	L	7-24	43,716	6-2
O 29	-	6/6	Clemson* (HC)	W	31-17	55,646	7-2
N 10	20/19	10/9	Virginia Tech* THU	L	26-37	50,140	7-3
N 19	rv/23	-	at Duke*	W	38-31	18,747	8-3
N 26	25/21	13/14	Georgia	L	17-31	54,925	8-4

HYUNDAI SUN BOWL (El Paso, Texas)

D 31	-	-	vs. Utah	L	or 27-30	48,123	8-5
------	---	---	----------	---	----------	--------	-----

2012 (H: 4-3, A: 2-3, N: 1-1) **7-7, 5-3** (1st, Coastal)

ACC COASTAL CHAMPIONS, SUN BOWL CHAMPIONS

Captains: Izaan Cross, Omoregie Uzzi, Tevin Washington

DATE	GT	OPP	OPPONENT	W/L	SCORE	ATT	REC
S 3	rv/iv	16/20	at Virginia Tech* MON	L	or 17-20	65,632	0-1
S 8	rv/iv	-	Presbyterian	W	59-3	41,678	1-1
S 15	rv/iv	-/iv	Virginia*	W	56-20	44,225	2-1
S 22	-	-	Miami*	L	or 36-42	50,390	2-2
S 29	-	-	Middle Tennessee	L	28-49	39,270	2-3
O 6	-	15/15	at Clemson*	L	31-47	82,873	2-4
O 20	-	-	Boston College*	W	37-17	40,112	3-4
O 27	-	-	BYU (HC)	L	17-41	50,103	3-5
N 3	-	-	at Maryland*	W	33-13	33,471	4-5
N 10	-	-	at North Carolina*	W	68-50	50,000	5-5
N 17	-	-	Duke*	W	42-24	41,904	6-5
N 24	-	3/3	at Georgia	L	10-42	92,746	6-6

ACC CHAMPIONSHIP GAME (Charlotte, N.C.)

D 1	-	13/12	vs. Florida State	L	15-21	64,778	6-7
-----	---	-------	-------------------	---	-------	--------	-----

HYUNDAI SUN BOWL (El Paso, Texas)

D 31	-	rv/iv	vs. USC	W	21-7	47,922	7-7
------	---	-------	---------	---	------	--------	-----

2013 (H: 5-2, A: 2-3, N: 0-1) **7-6, 5-3** (2nd, Coastal)

MUSIC CITY BOWL

Captains: Jeremiah Attaochu, David Sims, Jemea Thomas

DATE	GT	OPP	OPPONENT	W/L	SCORE	ATT	REC
A 31	rv/iv	-	Elon	W	70-0	45,759	1-0
S 14	rv/iv	-	at Duke*	W	38-14	21,267	2-0
S 21	rv/iv	-	North Carolina*	W	28-20	49,445	3-0
S 26	-	-	Virginia Tech* THU	L	10-17	50,214	3-1
O 5	-	14/14	at Miami*	L	30-45	47,008	3-2
O 12	-	-	at BYU	L	20-38	60,320	3-3
O 19	-	-	Syracuse*	W	56-0	45,704	4-3
O 26	-	-	at Virginia*	W	35-25	41,930	5-3
N 2	-	-	Pittsburgh* (HC)	W	21-10	52,312	6-3
N 14	-	8/4	at Clemson*	L	31-55	76,973	6-4
N 23	-	-	Alabama A&M	W	66-7	45,194	7-4
N 30	-	rv/iv	Georgia	L	or 34-41	54,914	7-5

MUSIC CITY BOWL (Nashville, Tenn.)

D 30	-	-	vs. Ole Miss	L	17-25	52,125	7-6
------	---	---	--------------	---	-------	--------	-----

2014 (H: 5-1, A: 5-1, N: 1-1) **11-3, 6-2** (1st, Coastal)

ACC COASTAL CHAMPIONS, ORANGE BOWL CHAMPIONS

Captains: Shaquille Mason, Quayshawn Nealy, Justin Thomas

DATE	GT	OPP	OPPONENT	W/L	SCORE	ATT	REC
A 30	-	-	Wofford	W	38-19	45,403	1-0
S 6	-	-	at Tulane	W	38-21	30,000	2-0
S 13	-	-	Georgia Southern	W	42-38	53,173	3-0
S 20	-	-	at Virginia Tech*	W	27-24	62,318	4-0
O 4	-	-	Miami*	W	28-17	52,221	5-0
O 11	22/23	-	Duke*	L	25-31	44,281	5-1
O 18	-	-	at North Carolina*	L	43-48	53,000	5-2
O 25	-	-	at Pittsburgh*	W	56-28	44,734	6-2
N 1	-	-	Virginia* (HC)	W	35-10	46,657	7-2
N 8	rv/iv	-	at NC State*	W	58-23	54,653	8-2
N 15	24/23	18/17	Clemson*	W	28-6	49,378	9-2
N 29	17/16	9/10	at Georgia	W	or 30-24	92,746	10-2

ACC CHAMPIONSHIP GAME (Charlotte, N.C.)

D 6	12/12	2/2	vs. Florida State	L	35-37	64,808	10-3
-----	-------	-----	-------------------	---	-------	--------	------

CAPITAL ONE ORANGE BOWL (Miami Gardens, Fla.)

D 31	10/9	8/8	vs. Mississippi State	W	49-34	58,211	11-3
------	------	-----	-----------------------	---	-------	--------	------

FINAL RANKING: 8th (AP), 7th (Coaches)

2015 (H: 3-4, A: 0-5) **3-9, 1-7** (7th, Coastal)

Captains: Justin Thomas, D.J. White, Adam Gotsis

DATE	GT	OPP	OPPONENT	W/L	SCORE	ATT	REC
S 3	*16/17	-	Alcorn State	W	69-6	49,196	1-0
S 12	15/16	-	Tulane	W	65-10	50,435	2-0
S 19	14/16	8/10	at Notre Dame	L	22-30	80,795	2-1
S 26	20/20	-	at Duke*	L	20-34	20,101	2-2
O 3	-/iv	-	North Carolina*	L	31-38	50,585	2-3
O 10	-	6/6	at Clemson*	L	24-43	80,983	2-4
O 17	-	-	Pittsburgh*	L	28-31	46,208	2-5
O 24	-	9/9	Florida State* (HC)	W	22-16	55,000	3-5
O 31	-	-	at Virginia*	L	21-27	32,308	3-6
N 12	-	-	Virginia Tech* THU	L	21-23	48,522	3-7
N 21	-	-	at Miami*	L	21-38	51,355	3-8
N 28	-	rv/iv	Georgia	L	7-13	55,000	3-9

*Preseason poll

KEY

T - Thanksgiving

THU - Thursday

MON - Monday

FR - Friday

HC - Homecoming Game


HEAD COACHING LEDGER

NOTE: Paul Johnson is the 12th full-time football coach in Georgia Tech history. Prior to 1904, when John Heisman became the school's first permanent head coach, the team was "coached" by professors, interested townspeople or one of the players. Professor Ernest E. West, a Naval College graduate, directed Tech's first football team in 1892. In 1893 and '94, the squad was coached by volunteers Frank O. Spain, a Mathematics professor, and Lt. Leonard Wood (who later became famous as the colonel in command of Roosevelt's Rough Riders and as Governor General of Cuba), then stationed at Ft. McPherson in Atlanta. The rules were rather lax in those days, so Spain and Wood also played on the team. The next volunteer coach of record was R.B. "Cow" Nalley in 1898, "Mr. Collier" in 1899, Dr. Cyrus W. Strickler in 1901, and John McKee in 1902.

GEORGIA TECH HEAD COACHES

COACH	YRS	OVERALL								CONFERENCE		BOWL GAMES		
		W-L-T	PCT	H	PCT	A	PCT	N	PCT	W-L-T	PCT	G	W-L-T	PCT
E.E. West	1	0-3-0	.000	0-2-0	.000	0-1-0	.000	0-0-0	.000	-	-	-	-	-
F. Spain / L. Wood	2	2-4-1	.357	1-4-1	.250	1-0-0	1.000	0-0-0	.000	-	-	-	-	-
R.B. "Cow" Nalley	1	0-3-0	.000	0-0-0	.000	0-2-0	.000	0-1-0	.000	-	-	-	-	-
Mr. Collier	1	0-5-0	.000	0-2-0	.000	0-3-0	.000	0-0-0	.000	-	-	-	-	-
W.J. Holman	1	0-4-0	.000	0-4-0	.000	0-0-0	.000	0-0-0	.000	-	-	-	-	-
Dr. Cyrus Strickler	1	4-0-1	.900	3-0-0	1.000	0-0-1	.500	1-0-0	1.000	-	-	-	-	-
John McKee	1	0-6-2	.143	0-5-1	.083	0-1-1	.250	1-0-0	1.000	-	-	-	-	-
Jesse Thrash	1	2-5-0	.286	1-4-0	.200	1-1-0	.500	0-0-0	.000	-	-	-	-	-
John Heisman	16	102-29-7	.764	88-24-7	.769	14-5-0	.737	0-0-0	.000	-	-	-	-	-
William Alexander	25	134-95-15	.759	114-48-10	.692	16-44-5	.277	4-3-0	.571	74-54-15	.569	-	-	-
Bobby Dodd	22	165-64-8	.713	105-29-5	.773	50-31-3	.613	10-4-0	.714	82-39-4	.674	13	9-4-0	.692
Bud Carson	5	27-27-0	.500	21-13-0	.618	5-13-0	.278	1-1-0	.500	-	-	2	1-1-0	.500
Bill Fulcher	2	12-10-1	.543	9-4-1	.679	1-6-0	.143	2-0-0	1.000	-	-	1	1-0-0	1.000
Pepper Rodgers	6	34-31-2	.522	27-13-1	.671	7-17-1	.300	0-1-0	.000	-	-	1	0-1-0	.000
Bill Curry	7	31-43-4	.423	19-21-2	.476	11-22-2	.343	1-0-0	1.000	13-8-1	.614	1	1-0-0	1.000
Bobby Ross	5	31-26-1	.543	22-10-0	.688	7-15-1	.326	2-1-0	.667	15-18-1	.456	2	2-0-0	1.000
Bill Lewis	3	11-19-0	.367	8-9-0	.471	3-10-0	.231	0-0-0	.000	7-15-0	.318	0	0-0-0	.000
George O'Leary	7	52-33-0	.612	29-13-0	.690	20-18	.526	3-2-0	.600	36-22-0	.621	5	2-2-0	.500
■ Mac McWhorter		1-0-0	1.000										1-0-0	1.000
Chan Gailey	6	44-32-0	.579	25-13-0	.658	17-15-0	.531	2-4-0	.333	28-20-0	.583	6	2-3-0	.400
■ Jon Tenuta		0-1-0	.000										0-1-0	.000
Paul Johnson	8	61-44-0	.581	37-16-0	.698	22-21-0	.512	2-7-0	.222	38-26-0	.594	7	2-5-0	.286

■ McWhorter coached 2001 Seattle Bowl after George O'Leary resigned; Tenuta coached 2007 Humanitarian Bowl.




JOHN HEISMAN 1904-1919

- College Football Hall of Fame
- Tech's first full-time head coach
- The first paid coach in the country with a salary of \$2,250 plus 30 percent of the gate
- Led Georgia Tech to its first national title in 1917 with a 9-0 record
- Coached the most-lopsided game in history in Georgia Tech's 222-0 thrashing of Cumberland in 1916
- Served as Director of Athletics for the Downtown Athletic Club in New York from 1926-36




BOBBY DODD 1945-1966

- Member of College Football Hall of Fame as a player and as a coach
- Guided Tech to a 31-game winning streak from 1951-53, including 12-0 season and national title in 1952
- Posted a 9-4 record in bowl games, including eight straight wins
- Enjoyed a 57-year career at Tech as assistant coach (1931-44), head coach, athletic director (1950-76) and alumni association consultant until his death at age 79 on June 21, 1988



WILLIAM ALEXANDER 1920-1944

- Member of College Football Hall of Fame
- Led Tech to 1928 national title, which was capped by a victory in the 1929 Rose Bowl
- Guided Tech to eight conference titles and coached eight all-America players
- 1942 National Coach of the Year (AFCA)
- Spent entire career at Georgia Tech, also serving as an assistant coach (1912-19) and AD (1920-50)



PAUL JOHNSON 2008-PRESENT

- The first coach ever to be named ACC Coach of the Year in his first two seasons in the league; he is one of only five coaches in ACC history to win Coach of the Year three or more times
- Led Georgia Tech to the ACC Championship game three times
- Led Tech to its first BCS bowl game – FedEx Orange Bowl – in 2009, and its first New Year's Six game – Capital One Orange Bowl – in 2014
- Led Jackets to 11-win seasons in 2009 and 2014
- Under Johnson, Georgia Tech led the nation in rushing in 2010 and 2014

ALL-TIME ASSISTANT COACHES

John Anselmo	1995-97	Defensive Backs
Warner Alford	1968	Junior Varsity Team
	1969-70	Defense
Brian Baker	1987-94	Outside Linebackers
	1995	Defensive Coordinator / Outside LBs
George Barclay	1967	Defense
Marvin Bass	1960	Defensive Coordinator
Maxie Baughan	1972	Defensive Coordinator
	1973	Assistant Head Coach / Linebackers
John Bell	1954-56	Freshman Coach
	1959	Head Freshman Coach
	1960-65	Offense
Richard Bell	1964-67	Defense
Buddy Bennett	1973	Defensive Backs
Jess Berry	1960-67	B-Team Coach
Dick Bestwick	1967	Offensive Coordinator / Offensive Line
	1968	Defensive Coordinator / Linebackers
	1969-71	Assistant Head Coach / Freshman Coach
	1972-73	Freshman / Junior Varsity Coach
	1974-75	Offensive Line
Ken Blair	1974-75	Defensive Coordinator
	1976	Offensive Ends
	1977-79	Outside Linebackers
	1980-81	Defensive Coordinator
Brian Bohannon	2008-12	Quarterbacks / B-backs
John Bond	2007	Offensive Coordinator
Bob Bossons	1951	Head Freshman Coach
	1952-56	Head B-Team Coach
Dave Braine	1974-75	Assistant Defensive Coach
Chuck Bresnahan	1989-91	Inside Linebackers
Franklin Brooks	1972	Assistant Defensive Coach
	1973-74	Assistant Offensive Coach
	1975	Assistant Defensive Coach
	1976	Assistant Offensive Coach
Frank Broyles	1951-56	Backfield Coach / Head Offensive Coach
Samuel Burke	1970	Freshman Coach
Rusty Burns	1992-93	Quarterbacks
	1994	Wide Receivers
Jim Carlen	1958-60	Freshman Coach
	1961-65	Defense
Chris Carpenter	1969-71	Offense
Bud Carson	1966	Defensive Coordinator
Bud Casey	1972-73	Receivers
	1974	Defensive Coordinator
	1975	Offensive Coordinator
	1976-77	Running Backs
Craig Cason	1994	Tight Ends / Special Teams
Mike Cassity	1992-93	Defensive Coordinator / Defensive Backs
Bob Casullo	1995-97	Running Backs / Special Teams
	1998	Special Teams / Defensive Ends
Russell Charles	1975-76	Assistant Offensive Coach
Andy Christoff	1986	Defensive Backs
Ron Cobb	1976-77	Defensive Line
Arthur Coleman	1952-60	Defensive Ends / Outside Linebackers
Geoff Collins	2001	Tight Ends
Keith Colson	1983	Wide Receivers
	1984-85	Defensive Backs
	1986	Rovers & Bandits
Bryan Cook	2013-16	Quarterbacks / B-Backs
Romeo Crennel	1980	Defensive Line
Danny Crossman	1999-00	Defensive Ends / Special Teams
	2001	Defensive Backs / Special Teams
Gary Crowton	1994	Co-Offensive Coordinator / Quarterbacks
Bill Crutchfield	1968-69	Offensive Coordinator
Bob Cummings	1957-58	B-Team Coach
Bill Curry	1976	Offensive Line
Joe D'Alessandris	2002-07	Offensive Line
Arthur Davis	1961-62	Head Freshman Coach
Mike Dean	1980-82	Defensive Backs
Rex Dockery	1972	Offensive Line
Bobby Dodd	1931-44	Assistant Coach
Dan Dorazio	1982-83	Offensive Line

Randy Edsall	1998	Defensive Coordinator / Defensive Backs
Ray Ellis	1945	Line Coach
	1946-49	Assistant Head Coach
Ed Emory	1978-79	Defensive Line
Jon Fabris	1980	Assistant Defensive Coach
Dave Fagg	1974	Offensive Coordinator
	1975	Assistant Defensive Coach
	1976-78	Quarterbacks
Paul Ferraro	1999-2000	Defensive Backs
Dub Fesperman	1966	Defense
	1967	Defensive Coordinator
Jack Fligg	1964-65	Head Freshman Coach
	1984-86	Offensive Line / Tackles/Tight Ends
Bobby Franklin	1967	Freshman Coach
Robbie Franklin	1973-75	Offensive Line
Ralph Friedgen	1987-91	Offensive Coordinator / Quarterbacks
	1997-2000	Offensive Coordinator / Quarterbacks
Bill Fulcher	1963	Freshman Coach
	1966	Defense
	1967	Freshman Coach
	1969	Offense
Marty Galbraith	1992-93	Tackles / Tight Ends
Buddy Geis	2003	Passing Game Coordinator / Receivers
	2004-07	Assistant Head Coach / Receivers
Jerry Glanville	1968	Freshman Coach
	1969-74	Defense
Cary Godette	1992-93	Defensive Line
Billy Goodloe	1959-66	Assistant Coach
Ray Graves	1947-56	Head Line Coach
	1957-59	Assistant Head Coach
Al Groh	2010-12	Defensive Coordinator
Jack Griffin	1954-56	Offensive Ends
	1957-66	Offensive Coordinator
	1967-71	Offensive Assistant / Assistant Head Coach
Johnny Griffith	1964-66	B-Team
Al Guy	1976	Defensive Backs
John Guy	1981-82	Defensive Line
	1983-84	Outside Linebackers
	1985-86	Defensive Ends
H.B. "Bo" Hagan	1951	Assistant Freshman Coach
	1952-53	Head Freshman Coach
Brick Haley	2002-03	Linebackers
Les Hanly	1978-79	Offensive Line
Tim Harkness	1983	Tight Ends/Receivers
Mark Hendrickson	1985-86	Receivers / Junior Varsity Coach
	1987-91	Tight Ends / Special Teams
Jim Higdon	1974	Assistant
Stan Hixon	1995-99	Wide Receivers
Jeff Hollis	1982	Offensive Line
Jeep Hunter	2006-07	Tight Ends
Mark Hunter	1980-81	Offensive Line
Willie Hunter	1977	Offensive Line
Dave Huxtable	1992-95	Inside Linebackers
	1996-97	Defensive Coordinator / Inside Linebackers
Richard Inman	1957-58	B-Team Coach
	1959-65	Defense
Brian Jean-Mary	2004-09	Linebackers
Richard Jones	1948	Head Freshman Coach
	1950-51	Assistant Line Coach
Bill Jordan	1950	End Coach
Dwight Keith	1942	Freshman Coach
	1945-50	Backfield
	1951	B-Team Coach
David Kelly	2000-01	Wide Receivers
Charles Kelly	2006	Wide Receivers
	2007	Special Teams
	2008-09	Cornerbacks
	2010-12	Defensive Backs
James Landrum	1956-67	Recruiting
Rick Lantz	1982-83	Defensive Coordinator
Al Lavan	1977	Receivers
	1978	Running Backs

ALL-TIME ASSISTANT COACHES

Lamar Leachman	1968	Offense
	1969-70	Defense
	1971	Defensive Coordinator
Bill Lewis	1971-72	Defensive Backs
Don Lindsey	1984-86	Defensive Coordinator / Assistant Head Coach
Jim Luck	1955-73	Assistant B-Team Coach
Sam Lyle	1951-53	Assistant Coach
George Manning	1947	Assistant B-Team Coach
	1948	Line
Doug Marrone	1995	Football Operations
	1996	Tight Ends
	1997-99	Offensive Line
Roy McArthur	1934-41	B-Team Coach
	1947-50	B-Team Coach
Peter McCarty	2001	Defensive Tackles
Andy McCollum	2010-12	Defensive Line / Recruiting Coordinator
	2013-15	Linebackers / Recruiting Coordinator
	2016	Safeties / Recruiting Coordinator
Jeff McLean	1980-81	Running Backs
Bill McCullough	1975-79	Strength Coach
John McKenna	1966	Freshman Coach
Mac McWhorter	1980	Wide Receivers
	1981-84	Offensive Line
	1985-86	Assistant Head Coach / Operations
	2000	Offensive Line
	2001	Offensive Line / Assistant Head Coach
	2001	Interim Head Coach
Bob Miller	1941	Assistant B-Team Coach
	1942-45	Line
	1946-55	Assistant B-Team Coach
John Misciagna	1989	Tight Ends
Curtis Modkins	2002	Defensive Backs
	2003-07	Running Backs
Jeff Monken	2008-09	A-Backs / Special Teams
Tom Moore	1970-71	Offense
Larry New	1983-86	Defensive Line
	1995-97	Defensive Line / Assistant Head Coach
Patrick Nix	2002	Running Backs / Recruiting Coordinator
	2003	Running Game Coordinator / Quarterbacks
	2004-06	Offensive Coordinator / Quarterbacks
Greg Nord	1992-94	Running Backs
Bill O'Brien	1998	Running Backs
	1999-2000	Running Backs / Recruiting Coordinator
	2001-02	Offensive Coordinator
George O'Leary	1987-91, 1994	Defensive Coordinator / Defensive Line
Steve Ortmyer	1974	Offense
Lamar Owens	2010-16	A-Backs / Special Teams Coordinator
Bill Pace	1973	Offensive Coordinator
Dwain Painter	1982-86	Offensive Coordinator
Mike Pelton	2013-16	Defensive Line
Joe Pittard	1943-70	Assistant B-Team / Freshman Coach
Joe Popp	N/A	
Al "Buzz" Preston	2008-16	Wide Receivers
Chuck Priefer	1987-91	Defensive Backs
Tommy Raye	2002	Special Teams
Floyd Reese	1974	Defense
Charlie Rizzo	1987-88	Inside Linebackers
Jimmy Robinson	1987-89	Wide Receivers
Tommie Robinson	2002	Wide Receivers
	2003-05	Tight Ends
Ted Roof	1998	Linebackers
	1999-2001	Defensive Coordinator/Linebackers
	2013-16	Defensive Coordinator
Brad Roper	1980-81	Tight Ends
Ray Rychleski	2014-15	Special Teams Coordinator / Co-Offensive Line
Bob Sanders	1978	Defensive Line
Rip Scherer	1980	Quarterbacks
	1981	Offensive Coordinator
	1982-83	Running Backs
	1984	Assistant Head Coach – Operations
	1986	Assistant Head Coach – Offense

Mike Sewak	2008-11	Co-Offensive Line
	2012-16	Offensive Line
Steve Shankweiler	1992-94	Offensive Coordinator/OL
Steve Sloan	1972	Offensive Coordinator
Danny Smith	1987-91	Running Backs
	1992-93	Assistant Head Coach / Wide Receivers
	1994	Assistant Head Coach / Defensive Backs
Giff Smith	2004-05	Defensive Line
	2006-09	Defensive Line / Recruiting Coordinator
Rick Smith	1977	JV Coach / Assistant Defensive Coach
	1982-85	Defensive Backs
Joe Speed	2010-12	Inside Linebackers
	2013-15	Defensive Backs
	2016	Corner Backs
Glenn Spencer	2001	Running Backs
	2002-03	Defensive Line
Todd Spencer	2008-11	Co-Offensive Line
Steve Spurrier	1979	Quarterbacks
Dave Sollazzo	1999-2000	Defensive Line
Terry Strock	1990-91	Wide Receivers
Eric Taggart	1976	JV Coach
Charlie Tate	1957-58	Freshman Coach
	1959-60	Offense
	1961-63	Defensive Coordinator
Jon Tenuta	2002	Defensive Coordinator
	2003-05	Defensive Coordinator / Defensive Backs
	2006-07	Associate Head Coach / Defensive Coordinator / Defensive Backs
Bob Thalman	1967-68	Defense
Lance Thompson	1995	Tight Ends / Recruiting Coordinator
	1996-97	Defensive Ends / Recruiting Coordinator
	1998	Defensive Line / Recruiting Coordinator
	2001	Defensive Ends / Recruiting Coordinator
Larry Travis	1977	Offensive Line
	1978-80	Offensive Coordinator / Offensive Line
Terry Tuley	1978-79	Receivers
	1980	Running Backs
	1981	Receivers
A.G. "Whitey" Urban	1951-59	Offensive Line
Norm Van Brocklin	1979	Running Backs
Dave Walkosky	2012-13	Special Teams Coordinator
Pat Watson	1987-91	Offensive Line
	1995-96	Offensive Coordinator / Offensive Line
Ron West	2016	Co-Offensive Line Coach
Jack Westbrook	1977	Defensive Backs
	1978-79	Defensive Coordinator / Defensive Backs
Eric Wilcox	1970	Freshman Coach
Bob Williams	1972-73	Defensive Line
Jack Williams	1972-73	Running Backs
Billy Williamson	1968-71	Defense
Barry Wilson	1977-82	Inside Linebackers
David Wilson	2002	Football Operations
	2003-05	Special Teams / Recruiting Coordinator
Eddie Wilson	1995-96	Quarterbacks
	1997-2000	Tight Ends
Chip Wisdom	1985-86	Running Backs
Carl Wise	1957-58	Offensive Backfield
Dave Wommack	2008-09	Defensive Coordinator
Lewis Woodruff	1947-50	Freshman Coach
	1951-60	Defensive Backfield
	1961-67	Offensive Backfield

SERIES RECORDS

OPPONENT	OVERALL	H	A	N	-LAST MEETING-		
					STRK	RESULT	DATE
Air Force	3-1	2-0	1-0	0-1	L1	L, 7-14	2010
Alabama	21-28-3	15-15-3	6-13	0-0	W1	W, 16-6	1984
Alabama A&M	1-0	1-0	0-0	0-0	W1	W, 66-7	2013
Alcorn State	1-0	1-0	0-0	0-0	W1	W, 69-6	2015
Arkansas	1-1	0-0	0-0	1-1	L1	L, 7-14	1960
Arizona	0-2	0-1	0-1	0-0	L2	L, 19-20	1995
Army	3-1	3-1	0-0	0-0	W2	W, 34-10	2007
Auburn	41-47-4	35-35-4	6-12	0-0	W2	W, 23-14	2005
Baylor	3-1	2-0	0-1	1-0	W1	W, 37-27	1993
BOSTON COLLEGE	6-2	3-2	3-0	0-0	W2	W, 37-17	2012
BYU	1-3	1-1	0-2	0-0	L3	L, 20-38	2013
California	3-4	2-2	0-2	1-0	L1	L, 22-34	1978
Chattanooga	8-0	8-0	0-0	0-0	W8	W, 44-9	1990
Citadel	10-0	8-0	2-0	0-0	W10	W, 35-7	2001
CLEMSON	51-28-2	44-13-2	6-13	1-2	L1	L, 24-43	2015
Connecticut	3-0	2-0	1-0	0-0	W3	W, 28-13	2005
Davidson	12-2	12-2	0-0	0-0	W12	W, 53-0	1953
DUKE	50-32-1	28-13-1	22-19	0-0	L2	L, 20-34	2015
Elon	1-0	1-0	0-0	0-0	W1	W, 70-0	2013
Florida	24-9-6	15-4-4	9-4-2	0-1	L2	L, 6-27	1981
Florida State	12-14-1	11-6-1	1-6	0-2	W1	W, 22-16	2015
Fresno State	0-2	0-0	0-0	0-2	L2	L, 14-28	2007
Furman	10-1-3	10-1-1	0-0-2	0-0	W3	W, 51-7	1995
Gardner-Webb	1-0	1-0	0-0	0-0	W1	W, 10-7	2008
GEORGIA	40-65-5	25-35-4	15-30-1	0-0	L1	L, 7-13	2015
GEORGIA SOUTHERN	1-0	1-0	0-0	0-0	W1	W, 42-38	2014
Indiana State	1-0	1-0	0-0	0-0	W1	W, 38-0	1987
Iowa	0-1	0-0	0-0	0-1	L1	L, 14-24	2010
Iowa State	1-0	0-0	0-0	1-0	W1	W, 31-30	1972
Jacksonville State	2-0	2-0	0-0	0-0	W2	W, 37-17	2009
Kansas	2-1	1-0	0-1	1-0	W1	W, 66-24	2011
Kentucky	11-7-1	7-3-1	4-4	0-0	W2	W, 23-13	1960
LSU	12-7	7-2	5-3	0-2	L5	L, 3-38	2008
Maryland	15-6	9-1	6-5	0-0	W2	W, 33-13	2012
Memphis	2-1	1-1	1-0	0-0	W1	W, 24-20	1982
MERCER - FIRST MEETING							
MIAMI	11-10	9-4	2-5	0-1	L1	L, 21-38	2015
Michigan	0-1	0-0	0-1	0-0	L1	L, 2-9	1934
Michigan State	3-0	1-0	1-0	1-0	W3	W, 17-14	1985
Middle Tennessee	2-1	1-1	1-0	0-0	L1	L, 28-49	2012
Mississippi	2-2	1-0	0-0	1-2	L2	L, 17-25	2013
Mississippi State	5-0	3-0	1-0	1-0	W5	W, 49-34	2014
Missouri	1-1	0-0	0-0	1-1	L1	L, 10-14	1962
Navy	16-9	10-4	3-3	3-2	W3	W, 70-7	2001
Nebraska	1-0	0-0	0-0	1-0	W1	W, 45-21	1991
New Mexico State	1-0	1-0	0-0	0-0	W1	W, 42-7	1998
NORTH CAROLINA	28-20-3	18-8	10-12-3	0-0	L2	L, 31-38	2015
NC State	19-10	10-4	9-6	0-0	W2	W, 56-23	2014
Notre Dame	6-28-1	2-11-1	3-7	1-0	L1	L, 22-30	2015
Penn	1-2	1-0	0-2	0-0	L2	L, 12-13	1931
Penn State	3-4	2-0	0-1	1-3	L1	L, 22-34	1991
PITTSBURGH	4-6	1-3	1-3	2-0	L1	L, 28-31	2015
Presbyterian	4-0	4-0	0-0	0-0	W4	W, 59-3	2012
Purdue	0-1	0-0	0-0	0-1	L1	L, 21-41	1978

OPPONENT	OVERALL	H	A	N	-LAST MEETING-		
					STRK	RESULT	DATE
Rice	2-0-1	1-0-1	1-0	0-0	T1	T, 36-36	1972
Rutgers	1-0	1-0	0-0	0-0	W1	W, 48-14	1921
Samford	8-0	6-0	2-0	0-0	W8	W, 69-14	2007
South Carolina	11-10	18-3	3-7	0-0	L1	L, 14-23	1991
South Carolina State	1-0	1-0	0-0	0-0	W1	W, 41-10	2010
SMU	8-2-1	5-0-1	3-2	0-0	W2	W, 24-21	1969
Stanford	2-0	0-0	0-0	2-0	W2	W, 24-14	2001
Syracuse	3-0	1-0	0-0	2-0	W3	W, 56-0	2013
Tennessee	17-24-2	13-11-1	4-13-1	0-0	L1	L, 15-29	1987
Texas	0-1	0-0	0-0	0-1	L1	L, 7-14	1943
Texas A&M	1-1	1-1	0-0	0-0	W1	W, 38-3	1966
TCU	2-0	2-0	0-0	0-0	W2	W, 17-7	1968
Texas Tech	2-0	0-0	0-0	2-0	W2	W, 17-9	1970
Troy	1-0	1-0	0-0	0-0	W1	W, 35-20	2006
Tulane	37-13	21-4	16-9	0-0	W3	W, 65-10	2015
Tulsa	2-1	0-0	0-0	2-1	W1	W, 52-10	2004
UCF	3-0	3-0	0-0	0-0	W3	W, 21-17	2000
USC	2-2	0-1	1-1	1-0	W1	W, 21-7	2012
Utah	0-2	0-0	0-0	0-2	L2	L, 27-30 ot	2011
VANDERBILT	19-15-3	12-10	7-5-3	0-0	W5	W, 56-31	2009
VIRGINIA	19-18-1	15-7	4-11-1	0-0	L1	L, 21-27	2015
VMI	14-1	14-1	0-0	0-0	W5	W, 34-7	1988
VIRGINIA TECH	4-9	2-5	2-4	0-0	L1	L, 21-23	2015
Wake Forest	22-8	13-4	9-3	0-1	W1	W, 24-20	2010
Western Carolina	5-0	5-0	0-0	0-0	W5	W, 63-21	2011
West Virginia	2-1	0-0	0-0	2-1	L1	L, 35-38	2007
William & Mary	1-0	1-0	0-0	1-0	W1	W, 33-7	1979
Wofford	1-0	0-0	0-0	1-0	W1	W, 33-0	2001

2016 opponents in **BOLD CAPS**

SERIES HISTORY

10/31/1914	-	-	h	W	20-0
10/5/1935	-	-	h	W	32-0
10/3/1936	-	-	h	W	58-0

SERIES

Home: 5-7-1, Away: 0-0, Neutral: 0-0

USC

SERIES TIED 2-2

DATE	GT	OPP	RESULT
9/22/1961	-	9 a	W 27-7
10/25/1969	-	7 a	L 18-29
9/22/1973	-	1 h	L 6-23
12/31/2012	-	rv/rv n ¹	W 21-7

n¹ - El Paso, Texas (Hyundai Sun Bowl)

SERIES

Home: 0-1, Away: 1-1, Neutral: 1-0

SOUTH CAROLINA

GT LEADS 11-10

DATE	GT	OPP	RESULT
9/9/1901	-	-	h W 13-0
11/26/1903	-	-	h L 0-16
10/16/1909	-	-	h W 59-0
10/3/1914	-	-	h W 20-0
10/4/1930	-	-	h W 45-0
10/3/1931	-	-	h W 25-13
11/19/1949	-	-	a L 13-3
9/30/1950	-	-	h L 0-7
9/12/1970	-	17 h	W 23-20
9/11/1971	17	-	a L 7-24
9/16/1972	-	-	a W 34-6
9/15/1973	-	-	a L 28-41
9/14/1974	-	-	h W 35-20
9/13/1975	-	-	a L 17-23
9/11/1976	-	-	h L 17-27
9/10/1977	-	-	a L 0-17
10/7/1978	-	-	h W 6-3
10/15/1988	-	8 a	W 34-0
9/23/1989	-	-	a L 10-21
9/29/1990	-	25/a	W 27-6
10/19/1991	-	-	a L 14-23

SERIES

Home: 8-3, Away: 3-7, Neutral: 0-0

SOUTH CAROLINA ST.

GT LEADS 1-0

DATE	GT	OPP	RESULT
9/4/2010	16/17	-	h W 41-10

SERIES

Home: 1-0, Away: 0-0, Neutral: 0-0

SMU

GT LEADS 8-2-1

DATE	GT	OPP	RESULT
9/23/1950	-	*10 a	L 13-33
9/22/1951	-	-	h W 21-7
10/4/1952	6	-	a W 20-7
10/3/1953	9	-	h W 6-4
10/2/1954	-	-	a W 10-7
10/1/1955	3	-	h W 20-7
9/29/1956	2	5 a	W 9-7
9/28/1957	3	15 h	T 0-0
10/25/1958	17	-	a L 0-20
9/26/1959	16	6 h	W 16-12
9/20/1969	-	-	h W 24-21

SERIES

Home: 5-0-1, Away: 3-2, Neutral: 0-0

STANFORD

GT LEADS 2-0

DATE	GT	OPP	RESULT
12/25/1991	-	17/17 n ¹	W 18-17
12/27/2001	-	11/11 n ²	W 24-14

1 - Aloha Bowl (Honolulu, Hawaii)
2 - Seattle Bowl (Seattle, Wash.)

SERIES

Home: 0-0, Away: 0-0, Neutral: 2-0

SYRACUSE

GT LEADS 3-0

DATE	GT	OPP	RESULT
8/26/2001	10/13	-	n ¹ W 13-7
12/21/2004	-	-	n ² W 51-14
10/19/2013	-	-	h W 56-0

1 - Kickoff Classic (E. Rutherford, N.J.)
2 - Champs Sports Bowl (Orlando, Fla.)

SERIES

Home: 1-0, Away: 0-0, Neutral: 2-0

TENNESSEE

UT LEADS 24-17-2

DATE	GT	OPP	RESULT
11/22/1902	-	-	h L 6-10
11/21/1903	-	-	a L 0-11
10/22/1904	-	-	h W 2-0
11/4/1905	-	-	h W 45-0
10/19/1907	-	-	h W 6-4
10/31/1908	-	-	h L 5-6
10/30/1909	-	-	a W 29-0
10/14/1911	-	-	h W 24-0
9/28/1946	-	*8 a	L 9-13
9/27/1947	*4	-	h W 27-0
11/6/1948	6	-	h L 6-13
11/5/1949	-	14 h	W 30-13
11/6/1954	-	-	h W 28-7
11/5/1955	8	-	h T 7-7
11/10/1956	2	3 h	L 0-6
11/9/1957	18	9 a	L 6-21
10/11/1958	-	-	h W 21-7
10/10/1959	3	8 a	W 14-7
11/5/1960	-	8 h	W 14-7
11/11/1961	9	-	a L 6-10
10/13/1962	11	-	h W 17-0
10/12/1963	-	-	a W 23-7
11/7/1964	7	-	h L 14-22
11/6/1965	-	-	a L 7-21
10/8/1966	9	8 h	W 6-3
10/14/1967	-	-	a L 13-24
10/12/1968	-	10 h	L 7-24
10/11/1969	-	10 a	L 8-26
10/10/1970	13	20 h	L 6-17
10/9/1971	-	13 a	L 6-10
9/9/1972	-	15 h	L 3-34
10/13/1973	-	8 a	L 14-20
10/9/1976	-	-	h L 7-42
10/8/1977	-	-	a W 24-8
10/13/1979	-	-	a L 0-31
10/11/1980	-	-	h L 10-23
10/10/1981	-	-	a L 7-10
10/23/1982	-	-	h W 31-21
10/22/1983	-	-	a L 3-37
10/27/1984	-	-	h L 21-24
10/26/1985	-	16 a	T 6-6
10/25/1986	-	-	h W 14-13
10/24/1987	-	13 a	L 15-29

SERIES

Home: 13-11-1, Away: 4-13-1, Neutral: 0-0

TEXAS

TEXAS LEADS 1-0

DATE	GT	OPP	RESULT
1/1/1943	5	11 n ¹	L 7-14

n¹ - Cotton Bowl (Dallas, Texas)

SERIES

Home: 0-0, Away: 0-0, Neutral: 0-1

TEXAS A&M

SERIES TIED 1-1

DATE	GT	OPP	RESULT
9/25/1965	-	-	h L 10-14
9/17/1966	-	-	h W 38-3

SERIES

Home: 1-1, Away: 0-0, Neutral: 0-0

TCU

GT LEADS 2-0

DATE	GT	OPP	RESULT
9/30/1967	-	-	h W 24-7
9/21/1968	-	-	h W 17-7

SERIES

Home: 2-0, Away: 0-0, Neutral: 0-0

TEXAS TECH

GT LEADS 2-0

DATE	GT	OPP	RESULT
1/1/1966	-	10 n ¹	W 31-21
12/19/1970	13	19 n ²	W 17-9

n¹ - Gator Bowl (Jacksonville, Fla.)
n² - Sun Bowl (El Paso, Texas)

SERIES

Home: 0-0, Away: 0-0, Neutral: 2-0

TRANSYLVANIA

GT LEADS 1-0

DATE	GT	OPP	RESULT
10/16/1915	-	-	h W 67-0

SERIES

Home: 1-0, Away: 0-0, Neutral: 0-0

TROY

GT LEADS 1-0

DATE	GT	OPP	RESULT
9/16/2006	-	-	h W 35-20

SERIES

Home: 1-0, Away: 0-0, Neutral: 0-0

TULANE

GT LEADS 37-13

DATE	GT	OPP	RESULT
11/4/1916	-	-	h W 45-0
11/10/1917	-	-	a W 48-0
10/9/1926	-	-	h W 9-6
10/8/1927	-	-	h W 13-6
10/13/1928	-	-	a W 12-0
10/26/1929	-	-	a L 14-20
10/25/1930	-	-	h L 0-28
10/24/1931	-	-	a L 0-33
11/5/1932	-	-	h L 14-20
10/21/1933	-	-	h L 0-7
10/27/1934	-	-	a L 12-20
11/13/1943	19	-	a W 33-0
11/11/1944	13	-	h W 34-7
11/10/1945	-	-	a W 41-7
11/16/1946	7	-	h W 35-7
10/4/1947	*4	-	a W 20-6

10/2/1948	*6	-	h	W	13-7
10/1/1949	-	*4 a	L	0-18	
10/11/1952	5	-	h	W	14-0
10/10/1953	10	-	a	W	27-13
9/18/1954	*7	-	h	W	28-0
10/27/1956	3	15 h	W	40-0	
10/26/1957	-	-	a	W	20-13
10/4/1958	-	-	h	W	14-0
10/24/1959	9	-	a	W	21-13
10/22/1960	-	-	h	W	14-6
10/28/1961	9	-	a	W	35-0
10/27/1962	-	-	h	W	42-12
10/28/1963	-	-	a	W	17-3
10/24/1964	-	-	h	W	7-6
10/9/1965	-	-	a	W	13-10
10/22/1966	6	-	h	W	35-17
10/28/1967	-	-	a	L	12-23
10/26/1968	-	-	h	W	23-19
11/8/1969	-	-	a	L	7-14
10/24/1970	-	-	h	W	20-6
10/23/1971	-	-	a	W	24-16
10/28/1972	-	-	h	W	21-7
10/27/1973	-	-	a	L	14-23
10/26/1974	-	18 h	W	27-7	
10/25/1975	-	-	a	W	23-0
10/23/1976	-	-	h	W	28-16
10/22/1977	-	-	a	W	38-14
9/23/1978	-	-	h	W	27-17
10/27/1979	-	-	a	L	7-12
10/25/1980	-	-	h	L	14-31
10/24/1981	-	-	a	L	10-27
10/9/1982	-	-	a	W	19-13
9/6/2014	-	-	a	W	38-21
9/12/2015	15/16	-	h	W	65-10

SERIES

Home: 21-4, Away: 16-9, Neutral: 0-0

TULSA

GT LEADS 2-1

DATE	GT	OPP	RESULT
1/1/1944	13	15 n ¹	W 20-18
1/1/1945	13	-	n ² L 12-26
1/4/2004	-	-	n ³ W 52-10

n¹ - Sugar Bowl (New Orleans, La.)
n² - Orange Bowl (Miami, Fla.)
n³ - Humanitarian Bowl (Boise, Idaho)

SERIES

Home: 0-0, Away: 0-0, Neutral: 2-1

UCF

GT LEADS 3-0

DATE	GT	OPP	RESULT
10/26/1996	-	-	h W 27-20
9/18/1999	12/13	-	h W 41-10
9/2/2000	-	-	h W 21-17

SERIES

Home: 3-0, Away: 0-0, Neutral: 0-0

UTAH

UTAH LEADS 2-0

DATE	GT	OPP	RESULT
12/29/2005	24/24	-	n ¹ L 10-38
12/31/2011	-	-	n ² Lot 27-30

n¹ - Emerald Bowl (San Francisco, Calif.)
n² - Sun Bowl (El Paso, Texas)

SERIES

Home: 0-0, Away: 0-0, Neutral: 0-2

SERIES HISTORY

VANDERBILT

GT LEADS 19-15-3

DATE	GT	OPP	RESULT
11/19/1892	-	-	h L 10-20
11/17/1906	-	-	h L 6-37
11/16/1907	-	-	h L 0-54
11/12/1910	-	-	h L 0-23
11/3/1917	-	-	h W 83-0
10/18/1919	-	-	h W 20-0
10/16/1920	-	-	a W 44-0
11/15/1924	-	-	h L 0-3
11/7/1925	-	-	h W 7-0
11/6/1926	-	-	h L 7-13
11/5/1927	-	-	a T 0-0
11/10/1928	-	-	h W 19-7
11/9/1929	-	-	h L 7-23
11/8/1930	-	-	h L 0-6
10/31/1931	-	-	h L 7-49
10/29/1932	-	-	a L 0-12
11/4/1933	-	-	a L 6-9
10/6/1934	-	-	h L 12-27
11/2/1935	-	-	h L 13-14
10/24/1936	-	-	a T 0-0
10/30/1937	-	-	h W 14-0
10/29/1938	-	-	a L 7-13
10/21/1939	-	-	h W 14-6
10/19/1940	-	-	h W 19-0
10/18/1941	-	18	a L 7-14
9/25/1948	*6	-	a W 13-0
9/24/1949	-	-	h W 12-7
10/27/1951	3	-	a W 8-7
10/25/1952	5	-	h W 30-0
10/31/1953	8	-	a W 43-0
9/19/1964	-	-	h W 14-2
9/18/1965	-	-	a T 10-10
9/24/1966	-	-	h W 42-0
9/23/1967	-	-	a W 17-10
8/31/2002	-	-	h W 45-3
9/27/2003	-	-	a WOT 24-17
10/31/2009	11/11	-	a W 56-31

SERIES

Home: 12-10, Away: 7-5-3, Neutral: 0-0

VIRGINIA

GT LEADS 19-18-1

DATE	GT	OPP	RESULT
11/13/1965	-	-	h W 42-19
11/5/1966	5	-	h W 14-13
10/5/1974	-	-	h W 28-24
10/2/1976	-	-	h W 35-14
11/6/1982	-	-	h W 38-32
11/3/1983 (TH)	-	-	h W 31-27
10/13/1984	20	-	a T 20-20
9/21/1985	-	-	h L 13-24
9/20/1986	-	-	a W 28-14
11/7/1987	-	-	h L 14-23
9/17/1988	-	-	a L 16-17
9/16/1989	-	-	h L 10-17
11/3/1990	16/14	1/1	a W 41-38
9/19/1991 (TH)	17/19	-	h W 24-21
9/19/1992	22/20	20/19	a L 24-55
9/16/1993 (TH)	-	25/23	h L 14-35
10/15/1994	-	-	h L 7-24
9/16/1995	-	16/17	a L 14-41
10/5/1996	-	12/11	h W 13-7
11/8/1997	-	-	a L 31-35
10/17/1998	25/25	7/6	h W 41-38
11/6/1999	7/7	-	a L 38-45
11/9/2000 (TH)	24/-	-	h W 35-0
11/10/2001	20/17	-	a L 38-39
10/26/2002	-	-	h W 23-15
11/22/2003	-	-	a L 17-29
11/20/2004	-	18/18	h L 10-30
11/12/2005	24/24	-	a L 17-27
9/21/2006 (TH)	-	-	h W 24-7
9/22/2007	-	-	a L 23-28
10/25/2008	21/21	-	h L 17-24
10/24/2009	11/13	-	a W 34-9

10/9/2010	-	-	h W 33-21
10/15/2011	12/12	-	a L 21-24
9/15/2012	rv/rv	-/rv	h W 56-20
10/26/2013	-	-	a W 35-25
11/1/2014	-	-	h W 35-10
10/31/2015	-	-	a L 21-27

SERIES

Home: 15-7, Away: 4-11-1, Neutral: 0-0

VMI

GT LEADS 14-1

DATE	GT	OPP	RESULT
10/24/1914	-	-	h W 28-7
10/6/1923	-	-	h W 10-7
10/4/1924	-	-	h W 3-0
10/3/1925	-	-	h W 33-0
10/2/1926	-	-	h W 13-0
10/1/1927	-	-	h W 7-0
10/6/1928	-	-	h W 13-0
10/5/1946	-	-	h W 32-6
10/11/1947	4	-	h W 20-0
11/11/1950	-	-	h L 13-14
11/10/1951	8	-	h W 34-7
11/10/1973	-	-	h W 36-7
10/11/1975	-	-	h W 38-10
11/8/1986	-	-	h W 52-6
11/5/1988	-	-	h W 34-7

SERIES

Home: 14-1, Away: 0-0, Neutral: 0-0

VIRGINIA TECH

VT LEADS 9-4

DATE	GT	OPP	RESULT
11/10/1990	7/7	-	h W 6-3
8/27/2000	-	-	Canceled (weather)
10/28/2004 (TH)	-	22/22	h L 20-34
9/24/2005	-	4/4	a L 7-51
9/30/2006	24/-	11/10	a W 38-27
11/1/2007 (TH)	-	11/13	h L 3-27
9/13/2008	-	-	a L 17-20
10/17/2009	19/20	4/4	h W 28-23
11/4/2010 (TH)	-	20/20	a L 21-28
11/10/2011 (TH)	20/19	10/9	h L 26-37
9/3/2012 (MON)	rv/rv	16/20	a L (ot) 17-20
9/26/2013 (TH)	rv/rv	-	h L 10-17
9/20/2014	-	-	a W 27-24
11/12/2015	-	-	h L 21-23

SERIES

Home: 2-5, Away: 2-4, Neutral: 0-0

WASHINGTON & LEE

GT LEADS 4-1-1

DATE	GT	OPP	RESULT
10/28/1916	-	-	h T 7-7
10/20/1917	-	-	h W 63-0
11/8/1919	-	-	h L 0-3
10/23/1926	-	-	h W 19-7
10/9/1948	*6	-	h W 27-0
10/8/1949	-	-	h W 36-0

SERIES

Home: 4-1-1, Away: 0-0, Neutral: 0-0

WAKE FOREST

GT LEADS 22-8

DATE	GT	OPP	RESULT
9/29/1917	-	-	h W 33-0
10/4/1919	-	-	h W 14-0
9/25/1920	-	-	h W 44-0
9/24/1921	-	-	h W 42-0
11/13/1982	-	-	a W 45-7
11/12/1983	-	-	h W 49-33
11/17/1984	-	-	a W 24-7
11/16/1985	-	-	h W 41-10

11/22/1986	-	-	a L 21-24
11/21/1987	-	-	h L 6-33
11/12/1988	-	-	a L 24-28
11/18/1989	-	-	h W 43-14
11/17/1990	4/5	-	a W 42-7
11/16/1991	-	-	h W 27-3
11/14/1992	-	-	h L 10-23
11/13/1993	-	-	a W 38-28
11/19/1994	-	-	h L 13-20
11/4/1995	-	-	a W 24-23
9/14/1996	-	-	h W 30-10
9/20/1997	-	-	a W 28-26
11/21/1998	21/21	-	h W 63-35
11/20/1999	14/12	-	a L 23-26
10/14/2000	-	-	h W 52-20
11/17/2001	-/23	-	a W 38-33
10/5/2002	-	-	h L 21-24
10/11/2003	-	-	a W 24-7
11/5/2004	-	-	h W 30-17
12/2/2006	23/22	16/16	n ¹ L 6-9
11/7/2009	10/11	-	h WOT 30-27
10/2/2010	-	-	a W 24-20

1 - ACC Championship Game (Jacksonville, Fla.)

SERIES

Home: 13-4, Away: 9-3, Neutral: 0-1

WESTERN CAROLINA

GT LEADS 5-0

DATE	GT	OPP	RESULT
10/12/1985	-	-	h W 24-17
11/4/1989	-	-	h W 34-7
9/12/1992	24/24	-	h W 37-19
9/10/1994	-	-	h W 45-26
9/1/2011	-	-	h W 63-21

SERIES

Home: 5-0, Away: 0-0, Neutral: 0-0

WEST VIRGINIA

GT LEADS 2-1

DATE	GT	OPP	RESULT
1/1/1954	8	10	n ¹ W 42-19
12/29/1997	-	-	n ³ W 35-30
1/1/2007	-/25	13/12	n ³ L 35-38

1 - Sugar Bowl (New Orleans, La.)
2 - Carquest Bowl (Miami Gardens, Fla.)
3 - Gator Bowl (Jacksonville, Fla.)

SERIES

Home: 0-0, Away: 0-0, Neutral: 2-1

WILLIAM & MARY

GT LEADS 1-0

DATE	GT	OPP	RESULT
9/29/1979	-	-	h W 33-7

SERIES

Home: 1-0, Away: 0-0, Neutral: 0-0

WOFFORD

GT LEADS 2-0

DATE	GT	OPP	RESULT
10/18/1901	-	-	n ¹ W 33-0
8/30/2014	-	-	h W 38-19

1 - Augusta, Ga.

SERIES

Home: 1-0, Away: 0-0, Neutral: 1-0

GEORGIA TECH VS. FBS CONFERENCES

ACC	W	L	T
Boston College	6	2	0
Clemson	51	28	2
Duke	50	32	1
Florida State	12	14	1
Louisville	0	0	0
Miami	11	10	0
North Carolina	28	20	3
NC State	19	10	0
Pittsburgh	4	6	0
Syracuse	3	0	0
Virginia	19	18	1
Virginia Tech	4	9	0
Wake Forest	22	8	0
TOTAL	229	157	8

AMERICAN	W	L	T
Cincinnati	0	0	0
Connecticut	3	0	0
East Carolina	0	0	0
Houston	0	0	0
Memphis	2	1	0
Navy	0	0	0
SMU	8	2	1
Temple	0	0	0
Tulane	36	13	0
Tulsa	2	1	0
UCF	3	0	0
USF	0	0	0
TOTAL	54	17	1

BIG TEN	W	L	T
Illinois	0	0	0
Indiana	0	0	0
Iowa	0	1	0
Maryland	15	6	0
Michigan	0	1	0
Michigan State	3	0	0
Minnesota	0	0	0
Nebraska	1	0	0
Northwestern	0	0	0
Ohio State	0	0	0
Penn State	3	4	0
Purdue	0	1	0
Rutgers	1	0	0
Wisconsin	0	0	0
TOTAL	23	13	0

BIG 12	W	L	T
Baylor	3	1	0
Iowa State	1	0	0
Kansas	2	1	0
Kansas State	0	0	0
Oklahoma	0	0	0
Oklahoma State	0	0	0
TCU	2	0	0
Texas	0	1	0
Texas Tech	2	0	0
West Virginia	2	1	0
TOTAL	12	4	0

C-USA	W	L	T
Charlotte	0	0	0
FAU	0	0	0
FIU	0	0	0
Louisiana Tech	0	0	0
Marshall	0	0	0
Middle Tennessee	2	1	0
Old Dominion	0	0	0
North Texas	0	0	0
Rice	2	0	1
Southern Miss	0	0	0
UAB	0	0	0
UTEP	0	0	0
UTSA	0	0	0
Western Kentucky	0	0	0
TOTAL	4	1	1

INDEPENDENTS	W	L	T
Army	3	1	0
BYU	1	3	0
Navy	16	9	0
Notre Dame	6	28	1
TOTAL	26	41	1

MAC	W	L	T
Akron	0	0	0
Ball State	0	0	0
Bowling Green	0	0	0
Buffalo	0	0	0
Central Michigan	0	0	0
Eastern Michigan	0	0	0
Kent State	0	0	0
Miami (Ohio)	0	0	0
Northern Illinois	0	0	0
Ohio	0	0	0
Toledo	0	0	0
UMass	0	0	0
Western Michigan	0	0	0
TOTAL	0	0	0

MOUNTAIN WEST	W	L	T
Air Force	3	1	0
Boise State	0	0	0
Colorado State	0	0	0
Fresno State	0	2	0
Hawai'i	0	0	0
Nevada	0	0	0
New Mexico	0	0	0
San Diego State	0	0	0
San Jose State	0	0	0
UNLV	0	0	0
Utah State	0	0	0
Wyoming	0	0	0
TOTAL	3	3	0

PAC-12	W	L	T
Arizona	0	2	0
Arizona State	0	0	0
Cal	3	4	0
Colorado	0	0	0
Oregon	0	0	0
Oregon State	0	0	0
Stanford	2	0	0
UCLA	0	0	0
USC	2	2	0
Utah	0	2	0
Washington	0	0	0
Washington State	0	0	0
TOTAL	7	10	0

SEC	W	L	T
Alabama	21	28	3
Arkansas	1	1	0
Auburn	41	47	4
Florida	24	9	6
Georgia	40	65	5
Kentucky	11	7	1
LSU	12	7	0
Mississippi	2	2	0
Mississippi State	5	0	0
Missouri	1	1	0
South Carolina	12	9	0
Tennessee	17	24	2
Texas A&M	1	1	0
Vanderbilt	19	15	3
TOTAL	207	216	24

SUN BELT	W	L	T
Appalachian State	0	0	0
Arkansas State	0	0	0
Georgia Southern	1	0	0
Georgia State	0	0	0
Idaho	0	0	0
Louisiana-Lafayette	0	0	0
New Mexico State	1	0	0
South Alabama	0	0	0
Texas State	0	0	0
Troy	1	0	0
ULM	0	0	0
TOTAL	3	0	0

HISTORY

MISCELLANEOUS HISTORY

THANKSGIVING GAMES

(20-12-2)

Nov. 30, 1893	St. Albans	L	0-6
Nov. 30, 1899	at Clemson	L	5-41
Nov. 27, 1902	at Alabama	L	0-26
Nov. 26, 1903	South Carolina	L	0-16
Nov. 30, 1905	Clemson	W	17-12
Nov. 29, 1906	Clemson	L	0-10
Nov. 28, 1907	Clemson	L	5-6
Nov. 26, 1908	Clemson	W	30-6
Nov. 25, 1909	Clemson	W	29-3
Nov. 24, 1910	Clemson	W	34-0
Nov. 30, 1911	Clemson	W	31-0
Nov. 28, 1912	Clemson	W	23-0
Nov. 27, 1913	Clemson	W	34-0
Nov. 26, 1914	Clemson	W	26-6
Nov. 25, 1915	Auburn	W	7-0
Nov. 30, 1916	Auburn	W	33-7
Nov. 22, 1917	Auburn	W	68-7
Nov. 28, 1918	Auburn	W	41-0
Nov. 27, 1919	Auburn	L	7-14
Nov. 25, 1920	Auburn	W	34-0
Nov. 24, 1921	Auburn	W	14-0
Nov. 30, 1922	Auburn	W	14-6
Nov. 29, 1923	Auburn	T	0-0
Nov. 27, 1924	Auburn	W	7-0
Nov. 26, 1925	Auburn	T	7-7
Nov. 25, 1926	Auburn	W	20-7
Nov. 24, 1927	Auburn	W	18-0
Nov. 29, 1928	Auburn	W	51-0
Nov. 28, 1929	Auburn	W	19-6
Nov. 27, 1930	Florida	L	7-55
Nov. 25, 1971	Georgia	L	24-28
Nov. 27, 1975	Georgia	L	26-42
Nov. 25, 1993	Georgia	L	10-43
Nov. 23, 1995	Georgia	L	17-18

CHRISTMAS DAY GAMES

(1-1-0)

Dec. 25, 1978	vs. Purdue	L	21-41
Dec. 25, 1991	vs. Stanford	W	18-17

NEW YEAR'S EVE GAMES

(4-4-0)

Dec. 31, 1965	vs. Texas Tech	W	31-21
Dec. 31, 1985	vs. Michigan State	W	17-14
Dec. 31, 2002	vs. Fresno State	L	21-30
Dec. 31, 2007	vs. Fresno State	L	28-40
Dec. 31, 2008	vs. LSU	L	3-38
Dec. 31, 2011	vs. Utah	LOT	27-30
Dec. 31, 2012	vs. USC	W	21-7
Dec. 31, 2014	vs. Mississippi State	W	49-34

NEW YEAR'S DAY GAMES

(11-4-0)

Jan. 1, 1929	vs. California	W	8-7
Jan. 1, 1940	vs. Missouri	W	21-7
Jan. 1, 1943	vs. Texas	L	7-14
Jan. 1, 1944	vs. Tulsa	W	20-18
Jan. 1, 1945	vs. Tulsa	L	12-26
Jan. 1, 1947	vs. Saint Mary's	W	41-19
Jan. 1, 1948	vs. Kansas	W	20-14
Jan. 1, 1952	vs. Baylor	W	17-14
Jan. 1, 1953	vs. Ole Miss	W	24-7
Jan. 1, 1954	vs. West Virginia	W	42-19
Jan. 1, 1955	vs. Arkansas	W	14-6
Jan. 1, 1991	vs. Nebraska	W	45-21
Jan. 1, 1999	vs. Notre Dame	W	35-28
Jan. 1, 2000	vs. Miami	L	13-28
Jan. 1, 2007	vs. West Virginia	L	35-38

HOMECOMING HISTORY

(50-15-1)

Oct. 29, 1949	Duke	L	14-27	38,000
Oct. 28, 1950	Kentucky	L	14-28	35,000
Nov. 3, 1951	Duke	T	14-14	36,000
Oct. 25, 1952	Vanderbilt	W	30-0	35,373
Nov. 7, 1953	Clemson	W	20-7	35,000
Oct. 23, 1954	Kentucky	L	6-13	34,000
Oct. 29, 1955	Duke	W	27-0	40,000
Oct. 27, 1956	Tulane	W	40-0	40,000
Nov. 2, 1957	Duke	W	13-0	40,000
Nov. 15, 1958	Alabama	L	8-17	44,726
Oct. 31, 1959	Duke	L	7-10	44,174
Oct. 22, 1960	Tulane	W	14-6	43,608
Nov. 4, 1961	Florida	W	20-0	44,940
Oct. 27, 1962	Tulane	W	42-12	46,370
Nov. 2, 1963	Duke	W	30-6	52,266
Oct. 24, 1964	Tulane	W	7-6	45,129
Oct. 30, 1965	Duke	W	35-23	46,981
Nov. 12, 1966	Penn State	W	21-0	50,172
Nov. 4, 1967	Duke	W	19-7	50,103
Oct. 26, 1968	Tulane	W	23-19	47,481
Nov. 1, 1969	Duke	W	20-7	41,113
Nov. 7, 1970	Navy	W	30-8	50,105
Oct. 30, 1971	Duke	W	21-0	49,886
Oct. 28, 1972	Tulane	W	21-7	48,096
Nov. 3, 1973	Duke	W	12-10	47,129
Oct. 12, 1974	North Carolina	W	29-28	38,413
Nov. 1, 1975	Duke	W	21-6	44,116
Nov. 6, 1976	Notre Dame	W	23-14	50,079
Oct. 29, 1977	Duke	L	24-25	47,131
Oct. 28, 1978	Florida	W	17-13	44,866
Nov. 10, 1979	Air Force	W	21-0	30,113
Oct. 25, 1980	Tulane	L	14-31	35,119
Oct. 31, 1981	Duke	L	24-38	30,232
Oct. 30, 1982	Duke	L	21-38	36,562
Nov. 12, 1983	Wake Forest	W	49-33	26,330
Nov. 3, 1984	Duke	W	31-3	36,393
Oct. 12, 1985	Western Carolina	W	24-17	36,111
Nov. 1, 1986	Duke	W	34-6	37,102
Nov. 7, 1987	Virginia	L	14-23	38,111
Oct. 29, 1988	Duke	L	21-31	40,393
Oct. 21, 1989	North Carolina	W	17-14	41,114
Oct. 27, 1990	Duke	W	48-31	44,061
Oct. 26, 1991	North Carolina	W	35-14	45,542
Oct. 31, 1992	Duke	W	20-17	44,129
Nov. 6, 1993	Baylor	W	37-27	42,175
Nov. 19, 1994	Wake Forest	L	13-20	35,706
Oct. 28, 1995	Clemson	L	3-24	45,245
Oct. 26, 1996	UCF	W	27-20	43,610
Oct. 11, 1997	NC State	W	27-17	44,915
Oct. 17, 1998	Virginia	W	41-38	46,018
Oct. 9, 1999	North Carolina	W OT	31-24	46,110
Oct. 14, 2000	Wake Forest	W	52-20	43,829
Oct. 20, 2001	NC State	W	27-17	41,942
Oct. 26, 2002	Virginia	W	23-15	42,727
Oct. 4, 2003	NC State	W	29-21	50,113
Oct. 16, 2004	Duke	W	24-7	46,856
Oct. 29, 2005	Clemson	W	10-9	55,000
Oct. 28, 2006	Miami	W	30-23	55,320
Oct. 20, 2007	Army	W	34-10	50,242
Oct. 25, 2008	Virginia	L	17-24	47,416
Oct. 17, 2009	Virginia Tech	W	28-23	54,405
Oct. 9, 2010	Virginia	W	33-21	48,016
Oct. 29, 2011	Clemson	W	31-17	55,646
Oct. 27, 2012	BYU	L	17-41	50,103
Nov. 2, 2013	Pittsburgh	W	21-10	52,312
Nov. 1, 2014	Virginia	W	35-10	46,657
Oct. 24, 2015	Florida State	W	22-16	55,000

HOMECOMING RECORDS

Air Force	1	1-0-0
Alabama	1	0-1-0
Army	1	1-0-0
Baylor	1	1-0-0
BYU	1	0-1-0
Clemson	4	3-1-0
Duke	21	14-6-1
Florida	2	2-0-0
Florida State	1	1-0-0
Kentucky	2	0-2-0
Miami	1	1-0-0
Navy	1	1-0-0
NC State	3	3-0-0
North Carolina	4	4-0-0
Notre Dame	1	1-0-0
Penn State	1	1-0-0
Pittsburgh	1	1-0-0
Tulane	7	6-1-0
UCF	1	1-0-0
Vanderbilt	1	1-0-0
Virginia	6	4-2-0
Virginia Tech	1	1-0-0
Wake Forest	3	2-1-0
Western Carolina	1	1-0-0

Conference	36	28-8-0
SEC	8	5-3-0
ACC	28	23-5-0
Non-Conference	31	23-7-1

RECORD BY MONTH

October	45	33-12-0
November	22	18-3-1

STREAKS

Longest Win Streak	17	(1960-76)
Longest Losing Streak	3	(1980-82)

MISCELLANEOUS HISTORY

TECH IN FINAL POLLS

YEAR	RECORD	AP	COACHES	
1939	8-2	16	—	
1942	9-2	5	—	
1943	8-3	13	—	
1944	8-3	13	—	
1946	9-2	11	—	
1947	10-1	10	—	
1951	11-0-1	5	5	
1952*	12-0	2	2	
1953	9-2-1	8	9	
1954	8-3	—	13	
1955	9-1-1	7	7	
1956	10-1	4	4	
1961	7-4	13	13	
1962	7-3-1	—	11	
1966	9-2	8	8	
1970	9-3	13	17	
1972	7-4-1	20	—	
1985	9-2-1	19	18	
1990	11-0-1	2	1	
1997	7-5	25	—	
YEAR	RECORD	AP	COACHES	BCS
1998	10-2	9	11	—
1999	8-4	21	20	—
2000	9-3	17	19	—
2001	8-5	24	—	—
2008	9-4	22	22	—
2009	11-3	13	13	9
YEAR	RECORD	AP	COACHES	CFP
2014	11-3	8	7	12

NOTES: * - No. 1 by International News Service; the coaches' poll was released by UPI through 1990, then by USA TODAY beginning in 1991; BCS rankings were released from 1998-2013; College Football Playoff rankings began in 2014.

TECH IN AP TOP 25

Last time ranked in AP Top 25	Sept. 26, 2015
Last time ranked in AP Top 10	Jan. 13, 2015
Weeks ranked in AP poll	307
Weeks ranked in Top 10	146
Weeks ranked in Top 5	58
Highest AP Ranking	2nd (13 times)
vs. AP Top 25 all-time	90-165-6
vs. ACC	27-45
at home	48-72-4
on road	25-81-2
neutral sites	17-12
under Paul Johnson	11-15

TECH VS. AP TOP 25

	ALL	H	A	N	BOWL
Top 25	90-165-6	48-72-4	25-81-2	16-12	16-8
vs. ACC	27-45-0	17-18-0	9-20-0	1-2-0	0-0-0
vs. No. 1	2-9-1	1-1-1	1-8	0-0	0-0
vs. No. 2	0-1-0	0-5-1	0-4	0-1	0-0
vs. No. 3	1-1-0	0-5	1-5	0-0	0-0
vs. No. 4	3-9	2-5	1-4	0-0	0-0
vs. No. 5	3-11	1-7	2-4	0-0	0-0
vs. No. 6	5-6	3-4	1-2	1-0	1-0
vs. No. 7	3-10	2-3	0-5	1-2	1-1
vs. No. 8	5-10	3-4	1-6	1-0	1-0
vs. No. 9	7-11	4-3	1-6	1-1	1-1
vs. No. 10	4-10	0-4	1-5	3-1	3-1
vs. No. 11	4-6	1-2	1-3	2-1	2-1
vs. No. 12	5-6	2-2	2-4	1-0	1-0
vs. No. 13	5-7	2-2	2-3	1-2	1-1
vs. No. 14	2-10	1-5	1-5	0-0	0-0
vs. No. 15	4-6-2	3-5-1	0-1-1	1-0	1-0
vs. No. 16	5-5-2	4-0-1	1-4-1	0-1	0-0
vs. No. 17	8-5	5-2	1-1	2-2	2-2
vs. No. 18	6-6	4-3	2-3	0-0	0-0
vs. No. 19	7-3	2-1	3-2	2-0	2-0
vs. No. 20	4-7	3-4	1-3	0-0	0-0
vs. No. 21	1-1	1-1	0-0	0-0	0-0
vs. No. 22	2-4	2-2	0-2	0-0	0-0
vs. No. 23	3-1	1-0	2-0	0-1	0-1
vs. No. 24	0-0	0-0	0-0	0-0	0-0
vs. No. 25	2-3	1-2	0-1	1-0	0-0

GEORGIA TECH VS. NO. 1

DATE	OPPONENT	W/L	SCORE
Oct. 24, 1953	at Notre Dame		14-27
Nov. 17, 1962	Alabama	W	7-6
Nov. 14, 1970	Notre Dame	L	7-10
Sept. 22, 1973	USC	L	6-23
Nov. 8, 1980	Notre Dame	T	3-3
Nov. 29, 1980	at Georgia	L	20-38
Nov. 27, 1982	at Georgia	L	18-38
Nov. 3, 1990	at Virginia	W	41-38
Oct. 2, 1993	at Florida State	L	0-51
Oct. 21, 1995	at Florida State	L	10-42
Nov. 11, 1999	at Florida State	L	35-41

GEORGIA TECH VS. TOP 10

DATE	OPPONENT	W/L	SCORE
Nov. 14, 1936	4 Alabama	L	16-20
Nov. 13, 1937	at 3 Alabama	L	0-7
Jan. 1, 1940	vs. 6 Missouri	W	21-7
Nov. 1, 1941	4 Duke	L	0-14
Nov. 15, 1941	at 9 Alabama	L	0-20
Nov. 14, 1942	5 Alabama	W	7-0
Nov. 28, 1942	at 5 Georgia	L	0-34
Oct. 23, 1943	at 3 Navy	L	14-28
Oct. 30, 1943	8 Duke	L	7-14
Oct. 21, 1944	9 Navy	W	17-15
Oct. 20, 1945	at 2 Navy	L	6-20
Nov. 30, 1946	at 3 Georgia	L	7-35
Nov. 1, 1947	9 Duke	W	7-0
Oct. 28, 1950	4 Kentucky	L	14-28
Jan. 1, 1952	vs. 9 Baylor	W	17-14
Nov. 1, 1952	at 6 Duke	W	28-7
Jan. 1, 1953	vs. 7 Ole Miss	W	24-7
Oct. 24, 1953	at 1 Notre Dame	L	14-27
Jan. 1, 1954	vs. 10 West Virginia	W	42-19
Jan. 1, 1955	vs. 10 Arkansas	W	14-6
Sept. 29, 1956	at 5 SMU	W	9-7
Nov. 10, 1956	3 Tennessee	L	0-6
Oct. 19, 1957	9 Auburn	L	0-3
Nov. 2, 1957	7 Duke	W	13-0
Nov. 9, 1957	at 9 Tennessee	L	6-21
Oct. 18, 1958	2 Auburn	T	7-7
Sept. 26, 1959	6 SMU	W	16-12
Oct. 3, 1959	6 Clemson	W	16-6
Oct. 10, 1959	at 8 Tennessee	W	14-7
Nov. 5, 1960	8 Tennessee	W	14-7
Sept. 22, 1961	at 9 USC	W	27-7
Nov. 17, 1962	1 Alabama	W	7-6
Nov. 16, 1963	at 7 Alabama	L	11-27
Nov. 14, 1964	2 Alabama	L	7-24
Jan. 1, 1966	vs. 10 Texas Tech	W	31-21
Oct. 8, 1966	8 Tennessee	W	6-3
Nov. 26, 1966	at 7 Georgia	L	14-23
Nov. 18, 1967	9 Notre Dame	L	3-36
Oct. 12, 1968	10 Tennessee	L	7-24
Nov. 16, 1968	at 9 Notre Dame	L	6-34
Nov. 30, 1968	at 4 Georgia	L	8-47
Oct. 1, 1969	at 10 Tennessee	L	8-26
Oct. 25, 1969	at 7 USC	L	18-29
Nov. 15, 1969	9 Notre Dame	L	20-38
Oct. 17, 1970	at 8 Auburn	L	7-31
Nov. 14, 1970	at 1 Notre Dame	L	7-10
Oct. 16, 1971	5 Auburn	L	14-31
Nov. 25, 1971	7 Georgia	L	24-28
Sept. 22, 1973	1 USC	L	6-23
Oct. 13, 1973	at 8 Tennessee	L	14-20
Sept. 9, 1974	2 Notre Dame	L	7-31
Oct. 19, 1974	at 5 Auburn	L	22-31
Sept. 18, 1976	3 Pittsburgh	L	14-42
Nov. 27, 1976	at 4 Georgia	L	10-13
Nov. 5, 1977	at 5 Notre Dame	L	14-69
Nov. 18, 1978	10 Notre Dame	L	21-38
Dec. 25, 1978	vs. 7 Purdue	L	21-41
Sept. 8, 1979	2 Alabama	L	6-30
Oct. 6, 1979	at 10 Notre Dame	L	13-21
Sept. 6, 1980	at 2 Alabama	L	3-26
Oct. 4, 1980	at 10 North Carolina	L	0-33
Nov. 8, 1980	1 Notre Dame	T	3-3
Nov. 29, 1980	at 1 Georgia	L	20-38

DATE	OPPONENT	W/L	SCORE
Sept. 12, 1981	at 4 Alabama	W	24-21
Oct. 3, 1981	6 North Carolina	L	7-28
Nov. 28, 1981	3 Georgia	L	7-44
Sept. 11, 1982	4 Alabama	L	7-45
Nov. 27, 1982	at 1 Georgia	L	18-38
Oct. 1, 1983	5 North Carolina	L	21-38
Oct. 15, 1983	5 Auburn	L	13-31
Nov. 26, 1983	1 Georgia	L	24-27
Oct. 19, 1985	8 Auburn	L	14-17
Oct. 18, 1986	at 7 Auburn	L	10-31
Sept. 26, 1987	at 9 Clemson	L	12-33
Oct. 17, 1987	5 Auburn	L	10-20
Oct. 15, 1988	8 South Carolina	W	34-0
Nov. 3, 1990	at 1/1 Virginia	W	41-38
Sept. 28, 1991	at 7/5 Clemson	L	7-9
Oct. 17, 1992	6/6 Florida State	L	24-29
Nov. 28, 1992	at 9/10 Georgia	L	17-31
Oct. 2, 1993	at 1/1 Florida State	L	0-51
Nov. 5, 1994	8/6 Florida State	L	10-41
Oct. 21, 1995	1/1 Florida State	L	10-42
Nov. 2, 1996	3/2 Florida State	L	3-49
Oct. 18, 1997	at 3/3 Florida State	L	0-38
Oct. 30, 1997	13/16 North Carolina	L	13-16
Oct. 17, 1998	7/6 Virginia	W	41-38
Oct. 24, 1998	6/6 Florida State	L	7-34
Sept. 11, 1999	at 1/1 Florida State	L	35-41
Sept. 9, 2000	2/2 Florida State	L	21-26
Oct. 28, 2000	at 5/4 Clemson	W	31-28
Nov. 2, 2002	at 10/8 NC State	W	24-17
Nov. 30, 2002	at 5/5 Georgia	L	7-51
Sept. 13, 2003	at 10/11 Florida State	L	13-14
Nov. 29, 2003	5/5 Georgia	L	17-34
Oct. 2, 2004	4/4 Miami	L	7-24
Nov. 27, 2004	at 8/7 Georgia	L	13-19
Sept. 24, 2005	at 4/4 Virginia Tech	L	7-51
Nov. 19, 2005	at 3/3 Miami	W	14-10
Sept. 2, 2006	2/3 Notre Dame	L	10-14
Sept. 30, 2006	at 11/10 Virginia Tech	W	38-27
Nov. 24, 2007	6/7 Georgia	L	17-31
Oct. 17, 2009	4/4 Virginia Tech	W	28-23
Oct. 29, 2011	6/6 Clemson	L	17-31
Nov. 10, 2011	10/9 Virginia Tech	L	26-37
Nov. 24, 2012	at 3/3 Georgia	L	10-42
Nov. 14, 2013	at 8/6 Clemson	L	31-55
Nov. 29, 2014	at 9/10 Georgia	WOT	30-24
Dec. 6, 2014	vs. 2/2 Florida State	L	35-37
Dec. 31, 2014	vs. 8/8 Mississippi State	W	49-34
Sept. 19, 2015	at 8/10 Notre Dame	L	22-30
Oct. 10, 2015	at 6/6 Clemson	L	24-43
Oct. 24, 2015	at 9/9 Florida State	W	22-16

Last win vs. Top 10 team	Oct. 24, 2015
Last home win vs. Top 10 team	Oct. 24, 2015
Last road win vs. Top 10 team	Nov. 29, 2014
Last bowl win vs. Top 10 team	Dec. 31, 2014
Last ACC win vs. Top 10 team	Oct. 24, 2015
Longest win streak vs. Top 10	6 (1959-1962)
Longest losing streak vs. Top 10	25 (1966-1980)
Most Common Top 10 Opponent	Georgia, 16

NATIONAL POLLS

Year	AP	CP	BCS	CFP
1939	Nov. 20 19 Dec. 4 13 Dec. 11 16			
1942	Oct. 12 6 Oct. 19 6 Oct. 26 5 Nov. 2 3 Nov. 9 2 Nov. 16 2 Nov. 23 2 Nov. 30 5			
1943	Nov. 8 19 Nov. 15 15 Nov. 22 14 Nov. 29 13			
1944	Oct. 9 10 Oct. 16 8 Oct. 23 5 Oct. 30 5 Nov. 6 13 Nov. 13 9 Nov. 20 10 Dec. 4 13			
1946	Oct. 28 16 Nov. 4 8 Nov. 11 7 Nov. 18 6 Nov. 25 7 Dec. 2 11			
1947	Oct. 6 4 Oct. 13 5 Oct. 20 7 Oct. 27 6 Nov. 3 6 Nov. 10 6 Nov. 17 10 Nov. 24 9 Dec. 1 9 Dec. 8 10			
1948	Oct. 4 6 Oct. 11 7 Oct. 18 6 Oct. 25 6 Nov. 1 6 Nov. 8 11 Nov. 15 20			
1951	Oct. 1 11 Oct. 8 8 Oct. 15 5 Oct. 22 3 Oct. 29 5 Nov. 5 8 Nov. 12 7 Nov. 19 7 Nov. 26 6 Dec. 3 5			
1952	Preseason 3 Sept. 29 6 Oct. 6 5 Oct. 13 4 Oct. 20 5 Oct. 27 4 Nov. 3 3 Nov. 10 2 Nov. 17 2 Nov. 24 3 Dec. 1 2			
1953	Preseason 3 Sept. 28 9 Oct. 5 10 Oct. 12 6 Oct. 19 4 Oct. 26 8 Nov. 2 6 Nov. 9 5 Nov. 16 12 Nov. 23 10 Nov. 30 8			
1954	Preseason 7 Sept. 20 5 Oct. 11 19 Oct. 18 15			
1955	Preseason 10 Sept. 19 2 Sept. 26 3 Oct. 3 4 Oct. 10 5 Oct. 17 13 Oct. 24 12 Oct. 31 8 Nov. 7 11 Nov. 14 10 Nov. 21 9 Nov. 28 7			
1956	Preseason 4 Sept. 24 2 Oct. 1 3 Oct. 8 3 Oct. 15 3 Oct. 22 3 Oct. 29 2 Nov. 5 2 Nov. 12 4 Nov. 19 5 Nov. 26 4 Dec. 3 4			
1957	Preseason 11 Sept. 23 3 Sept. 30 14 Oct. 7 17 Nov. 4 18			
1958	Oct. 20 17 Nov. 10 20			
1959	Sept. 21 16 Sept. 28 7 Oct. 5 3 Oct. 12 4 Oct. 19 9 Oct. 26 9 Nov. 2 19 Nov. 9 15			
1960	Sept. 19 13 Sept. 26 10 Oct. 10 19			
1961	Oct. 2 3 Oct. 16 8 Oct. 23 9 Oct. 30 7 Nov. 6 9 Dec. 4 13			
1962	Sept. 24 8 Oct. 1 5			
1963	Sept. 23 9 Sept. 30 7 Oct. 14 8			
1964	Oct. 26 8 Nov. 2 7 Nov. 9 10			
1965	Nov. 1 7			
1966	Sept. 26 9 Oct. 3 9 Oct. 10 7 Oct. 17 6 Oct. 24 5 Oct. 31 5 Nov. 7 5 Nov. 14 5 Nov. 21 8 Nov. 28 8 Dec. 5 8			
1970	Sept. 21 19 Sept. 28 15 Oct. 5 13 Oct. 12 16 Nov. 16 17 Nov. 23 16 Nov. 30 13 Dec. 6 13 FINAL 13			
1971	Preseason 17			
1972	FINAL 20			
1978	Nov. 13 20			
1984	Sept. 26 18 Oct. 2 12 Oct. 10 20			
1985	FINAL 19			
1990	Oct. 2 23 Oct. 9 18 Oct. 16 11 Oct. 23 16 Oct. 30 16 Nov. 6 7 Nov. 13 4 Nov. 20 3 Nov. 27 2 Dec. 4 2 FINAL 2 1	UPI		
1991	Preseason 8 Sept. 3 17 Sept. 10 17 Sept. 17 17 Sept. 23 19 Sept. 30 21	AP CP		
1992	Preseason 23 Sept. 1 24 Sept. 8 24 Sept. 15 22 Sept. 29 23 Oct. 6 17 Oct. 13 16 Oct. 20 19	AP CP		
1996	Oct. 7 23 Oct. 14 22	AP CP		
1997	Oct. 6 25 Oct. 13 21 FINAL 25	AP CP		
1998	Oct. 12 25 Oct. 19 20 Oct. 26 23 Nov. 2 23 Nov. 9 22 Nov. 16 21 Nov. 23 17 Nov. 30 12 Dec. 7 12 FINAL 9	AP CP BCS		
1999	Preseason 11 Aug. 28 10 Sept. 6 10 Sept. 13 12 Sept. 20 10 Sept. 27 9 Oct. 3 7 Oct. 10 8 Oct. 17 8 Oct. 24 7 Nov. 1 7 Nov. 8 13 Nov. 15 14 Nov. 22 20 Nov. 29 17 Dec. 6 17 FINAL 17	AP CP BCS		
2000	Oct. 29 25 Nov. 5 24 Nov. 12 20 Nov. 19 18 Nov. 26 17 Dec. 3 15 FINAL 17	AP CP BCS		
2001	Preseason 10 Aug. 26 11 Sept. 3 10 Sept. 9 10 Sept. 16 *NP Sept. 23 9 Sept. 30 17 Oct. 7 15 Oct. 14 23 Oct. 21 21 Oct. 28 23 Nov. 4 20 Nov. 18 21 FINAL 24	AP CP BCS		
2005	Sept. 6 17 Sept. 11 16 Sept. 18 15 Sept. 25 25 Nov. 6 24 Nov. 20 20 Nov. 27 24 Dec. 4 24	AP CP BCS		
2006	Sept. 24 24 Oct. 1 18 Oct. 8 13 Oct. 15 13 Oct. 22 21 Oct. 29 20 Nov. 5 19 Nov. 12 18 Nov. 19 16 Nov. 26 23	AP CP BCS		
2007	Sept. 4 21 Sept. 9 15	AP CP BCS		
2008	Oct. 19 21 Nov. 2 22 Nov. 23 18 Nov. 30 15 Dec. 7 14 FINAL 22 22	AP CP BCS		
2009	Preseason 15 Sept. 8 15 Sept. 13 14 Sept. 27 25 Oct. 4 22 Oct. 11 19 Oct. 18 11 Oct. 25 11 Nov. 1 10 Nov. 8 7 Nov. 15 7 Nov. 22 7 Nov. 29 12 Dec. 6 9 FINAL 13 13	AP CP BCS		
2010	Preseason 16 Sept. 7 15	AP CP BCS		
2011	Sept. 18 25 Sept. 25 21 Oct. 2 13 Oct. 9 12 Oct. 16 20 Oct. 30 22 Nov. 6 20 Nov. 20 25	AP CP BCS		
2014	Oct. 5 22 Nov. 2 - Nov. 9 24 Nov. 16 17 Nov. 23 16 Nov. 30 12 Dec. 7 10 FINAL 8 7	AP CP CFP		
2015	Oct. 5 22 Nov. 2 - Nov. 9 24 Nov. 16 17 Nov. 23 16 Nov. 30 12 Dec. 7 10 FINAL 8 7	AP CP CFP		

*NP=no poll published the week after 9/11

HISTORY

TV HISTORY

1948

Oct. 2, 1948	Tulane	W	13-7	WSB
Nov. 6, 1948	Tennessee	L	6-13	WSB
Nov. 1, 1948	Alabama	L	12-14	WSB

1949

Sept. 24, 1949	Vanderbilt	W	12-7	WSB
Oct. 8, 1949	Washington & Lee	W	36-0	WSB
Oct. 15, 1949	Auburn	W	35-21	WSB
Oct. 29, 1949	Duke	L	14-27	WSB
Nov. 19, 1949	South Carolina	W	13-3	WSB
Nov. 26, 1949	Georgia	W	7-6	WSB

1952

Nov. 15, 1952	Alabama	W	7-3	WSB
Jan. 1, 1953	vs. Ole Miss [®]	W	24-7	ABC

1953

Jan. 1, 1954	vs. West Virginia [®]	W	42-19	ABC
--------------	--------------------------------	---	-------	-----

1954

Nov. 13, 1954	Alabama	W	20-0	WSB
Jan. 1, 1955	vs. Arkansas [®]	W	14-6	NBC

1955

Sept. 17, 1955	Miami	W	14-6	NBC
Jan. 2, 1956	vs. Pittsburgh [®]	W	7-0	ABC

1956

Sept. 22, 1956	at Kentucky	W	14-6	NBC
Dec. 29, 1956	vs. Pittsburgh [®]	W	21-14	CBS

1959

Jan. 2, 1960	vs. Arkansas [®]	L	7-14	CBS
--------------	---------------------------	---	------	-----

1961

Dec. 30, 1961	vs. Penn State [®]	L	15-30	CBS
---------------	-----------------------------	---	-------	-----

1962

Oct. 2, 1962	LSU	L	7-10	NBC
Dec. 22, 1962	vs. Missouri [®]	L	10-14	CBS

1963

Sept. 14, 1963	Florida	W	9-0	ABC
----------------	---------	---	-----	-----

1965

Dec. 31, 1965	vs. Texas Tech [®]	W	31-21	ABC
---------------	-----------------------------	---	-------	-----

1966

Oct. 8, 1966	Tennessee	W	6-3	ABC
Jan. 2, 1967	vs. Florida [®]	L	12-27	NBC

1967

Oct. 14, 1967	at Tennessee	L	13-24	ABC
Nov. 25, 1967	Georgia	L	14-21	ABC

1969

Nov. 15, 1969	Notre Dame	L	20-38	ABC
---------------	------------	---	-------	-----

1970

Dec. 19, 1970	vs. Texas Tech [®]	W	17-9	CBS
---------------	-----------------------------	---	------	-----

1971

Nov. 25, 1971	Georgia (THK)	L	24-28	ABC
Dec. 30, 1971	vs. Ole Miss [®]	L	18-41	N/A

1972

Sept. 9, 1972	Tennessee	L	3-34	ABC
Dec. 18, 1972	vs. Iowa State [®]	W	31-30	ABC

1974

Sept. 9, 1974	Notre Dame	L	7-31	ABC
Oct. 26, 1974	Tulane	W	27-7	ABC

1975

Nov. 27, 1975	Georgia (THK)	L	26-42	ABC
---------------	---------------	---	-------	-----

1976

Sept. 11, 1976	South Carolina	L	17-27	ABC
----------------	----------------	---	-------	-----

1978

Oct. 21, 1978	at Auburn	W	24-10	ABC
Oct. 28, 1978	Florida	W	17-13	ABC
Dec. 2, 1978	at Georgia	L	28-29	ABC
Dec. 25, 1978	vs. Purdue [®]	L	21-41	CBS

1979

Sept. 8, 1979	Alabama	L	6-30	ABC
Nov. 24, 1979	at Georgia	L	3-16	ABC

1981

Sept. 12, 1981	at Alabama%	W	24-21	ESPN
Nov. 28, 1981	Georgia	L	7-44	ABC

1982

Oct. 23, 1982	Tennessee	W	31-21	ABC
---------------	-----------	---	-------	-----

1983

Sept. 24, 1983	at Clemson	L	14-41	ESPN
Nov. 3, 1983	Virginia (TH)	W	31-27	TBS

1984

Sept. 15, 1984	Alabama	W	16-6	TBS
Sept. 29, 1984	Clemson	W	28-21	ESPN
Oct. 6, 1984	NC State	L	22-27	ACC
Dec. 14, 1984	at Georgia	W	35-18	ACC

1985

Sept. 14, 1985	at NC State	W	28-18	ACC
Oct. 5, 1985	North Carolina	W	31-0	ACC
Oct. 19, 1985	Auburn	L	14-17	CBS
Oct. 26, 1985	at Tennessee	T	6-6	ESPN
Nov. 16, 1985	Wake Forest	W	41-10	ACC
Nov. 30, 1985	Georgia	W	20-16	TBS
Dec. 31, 1985	vs. Michigan State [®]	W	17-14	TBS

1986

Sept. 27, 1986	Clemson	L	3-27	ACC
Oct. 11, 1986	NC State	W	59-21	ACC
Oct. 25, 1986	Tennessee	W	14-13	TBS
Nov. 22, 1986	at Wake Forest	L	21-24	ACC
Nov. 29, 1986	at Georgia	L	24-31	TBS

1987

Sept. 26, 1987	at Clemson	L	12-33	ACC
Oct. 3, 1987	at NC State	L	0-17	ACC
Nov. 7, 1987	Virginia	L	14-23	ACC
Nov. 28, 1987	Georgia	L	16-30	ESPN

1988

Sept. 17, 1988	at Virginia	L	16-17	ACC
Oct. 1, 1988	NC State	L	6-14	ACC
Oct. 8, 1988	at Maryland	L	8-13	ACC
Nov. 26, 1988	at Georgia	L	3-24	TBS

1989

Sept. 9, 1989	at NC State	L	28-38	ACC
Sept. 16, 1989	Virginia	L	10-17	ACC
Nov. 18, 1989	Wake Forest	W	43-14	ACC

1990

Sept. 8, 1990	NC State	W	21-13	ACC
Sept. 29, 1990	South Carolina	W	27-6	ESPN
Oct. 6, 1990	at Maryland	W	31-3	ACC
Oct. 13, 1990	Clemson	W	21-19	ACC
Oct. 27, 1990	Duke	W	48-31	ACC
Nov. 3, 1990	at Virginia	W	41-38	CBS
Dec. 1, 1990	at Georgia	W	40-23	TBS
Jan. 1, 1991	vs. Nebraska [®]	W	45-21	ABC

1991

Aug. 28, 1991	Penn State (WD)	L	22-34	n/a
Sept. 19, 1991	Virginia (TH)	W	24-21	ESPN
Sept. 28, 1991	at Clemson	L	7-9	ABC
Oct. 5, 1991	NC State	L	21-28	ACC
Oct. 12, 1991	Maryland	W	34-10	ACC

Oct. 26, 1991	North Carolina	W	35-14	ACC
Nov. 16, 1991	Wake Forest	W	27-3	ACC
Nov. 30, 1991	Georgia	L	15-18	ACC
Dec. 25, 1991	vs. Stanford [®]	W	18-17	ACC

1992

Sept. 26, 1992	Clemson	W	20-16	ESPN
Oct. 3, 1992	NC State	W	16-13	ACC
Oct. 17, 1992	Florida State	L	24-29	ESPN
Oct. 24, 1992	at North Carolina	L	14-26	ABC
Oct. 31, 1992	Duke	W	20-17	ACC
Nov. 28, 1992	at Georgia	L	17-31	ESPN

1993

Sept. 16, 1993	Virginia (TH)	L	14-35	ESPN
Oct. 2, 1993	Florida State	L	0-51	ABC
Oct. 16, 1993	North Carolina	L	3-41	ABC
Oct. 23, 1993	at NC State	L	23-28	ACC
Oct. 30, 1993	at Duke	W	47-14	ACC
Nov. 13, 1993	at Wake Forest	W	38-28	ACC
Nov. 25, 1993	Georgia (THK)	L	10-43	ABC

1994

Sept. 1, 1994	Arizona (TH)	L	14-19	ESPN
Oct. 1, 1994	at NC State	L	13-21	ABC
Oct. 8, 1994	at North Carolina	L	24-31	ACC
Nov. 5, 1994	Florida State	L	10-41	ACC
Nov. 12, 1994	at Clemson	L	10-20	ACC
Nov. 25, 1994	at Georgia (FR)	L	10-48	ESPN

1995

Sept. 2, 1995	Furman	W	51-7	ACC
Sept. 7, 1995	at Arizona (TH)	L	19-20	n/a
Sept. 28, 1995	Maryland (TH)	W	31-3	ESPN
Oct. 14, 1995	North Carolina	W	27-25	ACC
Oct. 21, 1995	at Florida State	L	10-42	ABC
Oct. 28, 1995	Clemson	L	3-24	ACC
Nov. 23, 1995	Georgia (THK)	L	17-18	ABC

1996

Sept. 7, 1996	at NC State	W	28-16	ABC
Sept. 21, 1996	at North Carolina	L	0-16	ABC
Sept. 26, 1996	Duke (TH)	W	48-22	ESPN
Oct. 5, 1996	Virginia	W	13-7	ABC
Oct. 19, 1996	at Clemson	L	25-28	ABC
Oct. 26, 1996	UCF	W	27-2	n/a
Nov. 2, 1996	Florida State	L	3-49	ESPN
Nov. 14, 1996	at Maryland (TH)	L	10-13	ESPN
Nov. 30, 1996	at Georgia	L	10-19	CBS

1997

Sept. 6, 1997	at Notre Dame	L	13-17	NBC
Sept. 27, 1997	Clemson	W	23-20	ESPN
Oct. 4, 1997	at Boston College	W	42-14	CBS
Oct. 11, 1997	NC State	W	27-17	ABC
Oct. 18, 1997	at Florida State	L	0-38	ABC
Oct. 30, 1997	North Carolina (TH)	L	13-16	ESPN
Nov. 8, 1997	at Virginia	L	31-35	ABC
Nov. 22, 1997	Maryland	W	37-18	ABC
Nov. 29, 1997	Georgia	L	24-27	ABC
Dec. 29, 1997	vs. West Virginia [®]	W	35-30	TBS

1998

Sept. 5, 1998	Boston College	L	31-41	ABC
Sept. 26, 1998	at North Carolina	W	43-21	ESPN
Oct. 3, 1998	Duke	W	41-13	ACC
Oct. 10, 1998	NC State	W	47-24	ABC
Oct. 17, 1998	Virginia	W	41-38	ABC
Oct. 24, 1998	Florida State	L	7-34	ESPN
Oct. 31, 1998	at Maryland#	W	31-14	ACC
Nov. 12, 1998	at Clemson (TH)	W	24-21	ESPN
Nov. 28, 1998	at Georgia	W	21-19	CBS
Jan. 1, 1999	vs. Notre Dame [®]	W	35-28	NBC

1999

Sept. 4, 1999	at Navy	W	49-14	FSN
Sept. 11, 1999	at Florida State	L	35-41	ABC
Sept. 30, 1999	Maryland (TH)	W	49-31	ESPN
Oct. 9, 1999	North Carolina OT	W	31-24	ABC
Oct. 16, 1999	at Duke	W	38-31	ACC
Oct. 30, 1999	NC State	W	48-21	ABC

TV HISTORY

Nov. 6, 1999	at Virginia	L	38-45	ABC
Nov. 13, 1999	Clemson	W	45-42	ACC
Nov. 27, 1999	Georgia OT	W	51-48	ABC
Jan. 1, 2000	vs. Miami*	L	13-28	NBC

2000

Sept. 9, 2000	Florida State	L	21-26	ABC
Sept. 16, 2000	Navy	W	40-13	n/a
Sept. 21, 2000	at NC State (TH) OT	L	23-30	ESPN
Sept. 30, 2000	at North Carolina	W	42-28	ABC
Oct. 14, 2000	Wake Forest	W	52-20	ACC
Oct. 21, 2000	Duke	W	45-10	ACC
Oct. 28, 2000	at Clemson	W	31-28	ABC
Nov. 9, 2000	Virginia (TH)	W	35-0	ESPN
Nov. 18, 2000	at Maryland	W	35-22	ACC
Nov. 25, 2000	at Georgia	W	27-15	CBS
Dec. 29, 2000	vs. LSU [†]	L	14-28	ESPN

2001

Aug. 26, 2001	vs. Syracuse	W	13-7	ABC
Sept. 8, 2001	at Navy	W	70-7	FSN
Sept. 29, 2001	Clemson OT	L	44-47	ABC
Oct. 11, 2001	Maryland (TH) OT	L	17-20	ESPN
Oct. 20, 2001	NC State	W	27-17	ABC
Nov. 1, 2001	North Carolina (TH)	W	28-21	ESPN
Nov. 17, 2001	at Wake Forest	W	38-33	ACC
Nov. 24, 2001	Georgia	L	17-31	ESPN
Dec. 1, 2001	at Florida State	L	17-28	ESPN
Dec. 27, 2001	vs. Stanford [†]	W	24-14	ESPN

2002

Aug. 31, 2002	Vanderbilt	W	45-3	n/a
Sept. 7, 2002	at Connecticut	W	31-14	n/a
Sept. 14, 2002	at Clemson	L	19-24	ESPN
Sept. 21, 2002	BYU	W	28-19	ABC
Sept. 28, 2002	North Carolina	W	21-13	ABC
Oct. 5, 2002	Wake Forest	L	21-24	ABC
Oct. 17, 2002	at Maryland (TH)	L	10-34	ESPN
Oct. 26, 2002	Virginia	W	23-15	ABC
Nov. 2, 2002	at NC State	W	24-17	ABC
Nov. 9, 2002	Florida State	L	13-21	ABC
Nov. 30, 2002	at Georgia	L	7-51	CBS
Dec. 31, 2002	vs. Fresno State [†]	L	21-30	ESPN2

2003

Aug. 28, 2003	at BYU (TH)	L	13-24	ESPN2
Sept. 6, 2003	Auburn	W	17-3	ABC
Sept. 13, 2003	at Florida State	L	13-14	ABC
Sept. 27, 2003	at Vanderbilt OT	W	24-17	n/a
Oct. 4, 2003	NC State	W	29-21	ACC
Oct. 23, 2003	Maryland (TH)	W	7-3	ESPN
Nov. 15, 2003	North Carolina	W	41-24	ACC
Nov. 22, 2003	at Virginia	L	17-29	ACC
Nov. 29, 2003	Georgia	L	17-34	ABC
Jan. 4, 2004	vs. Tulsa [†]	W	52-10	ESPN2

2004

Sept. 11, 2004	at Clemson	W	28-24	ABC
Oct. 2, 2004	Miami	L	3-27	ABC
Oct. 9, 2004	at Maryland	W	20-7	ABC
Oct. 16, 2004	Duke	W	24-7	ACC
Oct. 28, 2004	Virginia Tech (TH)	L	20-34	ESPN
Nov. 6, 2004	at NC State	W	24-14	ACC
Nov. 20, 2004	Virginia	L	10-30	ABC
Nov. 27, 2004	at Georgia	L	13-19	CBS
Dec. 21, 2004	vs. Syracuse [†]	W	51-14	ESPN

2005

Sept. 3, 2005	at Auburn	W	23-14	ESPN
Sept. 10, 2005	North Carolina	W	27-21	ABC
Sept. 17, 2005	Connecticut	W	28-13	ESPN
Sept. 24, 2005	at Virginia Tech	L	7-51	ABC
Oct. 6, 2005	NC State (TH)	L	14-17	ESPN
Oct. 15, 2005	at Duke	W	35-10	ESPN
Oct. 29, 2005	Clemson	W	10-9	ESPN
Nov. 12, 2005	at Virginia	L	17-27	ABC
Nov. 19, 2005	at Miami	W	14-10	ESPN
Nov. 26, 2005	Georgia	L	7-14	ABC
Dec. 29, 2005	vs. Utah [†]	L	10-38	ESPN

2006

Sept. 2, 2006	Notre Dame	L	10-14	ABC
Sept. 21, 2006	Virginia (TH)	W	24-7	ESPN
Sept. 30, 2006	at Virginia Tech	W	38-27	ABC
Oct. 7, 2006	Maryland	W	27-23	ESPN
Oct. 21, 2006	at Clemson	L	7-31	ESPN
Oct. 28, 2006	Miami	W	30-23	ABC
Nov. 4, 2006	at NC State	W	31-23	ESPN
Nov. 11, 2006	at North Carolina	W	7-0	ACC
Nov. 25, 2006	at Georgia	L	12-15	CBS
Dec. 2, 2006	vs. Wake Forest [†]	L	6-9	ABC
Jan. 1, 2007	vs. West Virginia [†]	L	35-38	CBS

2007

Sept. 1, 2007	at Notre Dame	W	33-3	NBC
Sept. 8, 2007	Samford	W	69-14	ESPN
Sept. 15, 2007	Boston College	L	10-24	ESPN2
Sept. 22, 2007	at Virginia	L	23-28	ESPN
Sept. 29, 2007	Clemson	W	13-3	ABC
Oct. 6, 2007	at Maryland	L	26-28	ACC
Oct. 13, 2007	at Miami	W	17-14	ESPN
Oct. 20, 2007	Army	W	34-10	ACC
Nov. 1, 2007	Virginia Tech (TH)	L	3-27	ESPN
Nov. 17, 2007	North Carolina	W	27-25	ACC
Nov. 24, 2007	Georgia	L	17-31	ABC
Dec. 31, 2007	vs. Fresno State [†]	L	28-40	ESPN2

2008

Sept. 6, 2008	at Boston College	W	19-16	ACC
Sept. 13, 2008	at Virginia Tech	L	17-20	ABC
Sept. 20, 2008	Mississippi State	W	38-7	ACC
Oct. 4, 2008	Duke	W	27-0	ESPN
Oct. 18, 2008	at Clemson	W	21-17	ESPN
Oct. 25, 2008	Virginia	L	17-24	ESPN
Nov. 1, 2008	Florida State	W	31-28	ABC
Nov. 8, 2008	at North Carolina	L	7-28	ACC
Nov. 20, 2008	Miami (TH)	W	41-23	ESPN
Nov. 29, 2008	at Georgia	W	45-42	CBS
Dec. 31, 2008	vs. LSU [†]	L	3-38	ESPN

2009

Sept. 10, 2009	Clemson (TH)	W	30-27	ESPN
Sept. 17, 2009	at Miami (TH)	L	17-33	ESPN
Sept. 26, 2009	North Carolina	W	24-7	ACC
Oct. 3, 2009	at Mississippi State	W	42-31	CSS
Oct. 10, 2009	at Florida State	W	49-44	ESPN2
Oct. 17, 2009	Virginia Tech	W	28-23	ESPN2
Oct. 24, 2009	at Virginia	W	34-9	ACC
Oct. 31, 2009	at Vanderbilt	W	56-31	n/a
Nov. 7, 2009	Wake Forest OT	W	30-27	ABC
Nov. 14, 2009	at Duke	W	49-10	ESPN2
Nov. 28, 2009	Georgia	L	24-30	ABC
Dec. 5, 2009	vs. Clemson [†]	W	39-34	ESPN
Jan. 5, 2010	vs. Iowa [†]	L	14-24	FOX

2010

Sept. 4, 2010	South Carolina State	W	41-10	ESPN3
Sept. 11, 2010	at Kansas	L	25-28	FSN
Sept. 18, 2010	at North Carolina	W	30-24	ACC
Sept. 25, 2010	NC State	L	28-45	ESPN
Oct. 2, 2010	at Wake Forest	W	24-20	ESPN
Oct. 9, 2010	Virginia	W	33-21	ESPN
Oct. 16, 2010	Middle Tennessee	W	42-14	ESPN3
Oct. 23, 2010	at Clemson	L	13-27	ABC/ESPN
Nov. 4, 2010	at Virginia Tech (TH)	L	21-28	ESPN
Nov. 13, 2010	Miami	L	10-35	ACC
Nov. 20, 2010	Duke	W	30-20	ESPN3
Nov. 27, 2010	at Georgia	L	34-42	ESPN
Dec. 27, 2010	vs. Air Force [†]	L	7-14	ESPN2

2011

Sept. 1, 2011	Western Carolina	W	63-21	ESPN3
Sept. 10, 2011	at Middle Tennessee	W	49-21	ESPN3
Sept. 17, 2011	Kansas	W	66-24	FSN
Sept. 24, 2011	North Carolina	W	35-28	ESPN
Oct. 1, 2011	at NC State	W	45-34	ABC/ESPN
Oct. 8, 2011	Maryland	W	21-16	ESPN
Oct. 15, 2011	at Virginia	L	21-24	ESPN
Oct. 22, 2011	at Miami	L	7-24	ESPN
Oct. 29, 2011	Clemson	W	31-17	ACC
Nov. 10, 2011	Virginia Tech (TH)	L	26-37	ESPN
Nov. 19, 2011	at Duke	W	38-31	ACC

Nov. 26, 2011	Georgia	L	17-31	ESPN
Dec. 31, 2011	vs. Utah [†] OT	L	27-30	ACC

2012

Sept. 3, 2012	at Virginia Tech (MO) OT	L	17-20	ESPN
Sept. 8, 2012	Presbyterian	W	59-3	ESPN3
Sept. 15, 2012	Virginia	W	56-20	ESPN
Sept. 22, 2012	Miami OT	L	36-42	FSN
Sept. 29, 2012	Middle Tennessee	L	28-49	FSN
Oct. 6, 2012	at Clemson	L	31-47	ESPN
Oct. 20, 2012	Boston College	W	37-17	FSN
Oct. 27, 2012	BYU	L	17-41	FSN
Nov. 3, 2012	at Maryland	W	33-13	ACC
Nov. 10, 2012	at North Carolina	W	68-50	ACC
Nov. 17, 2012	Duke	W	42-24	ESPN
Nov. 24, 2012	at Georgia	L	10-42	ESPN
Dec. 1, 2012	vs. Florida State [†]	L	15-21	ESPN
Dec. 31, 2012	vs. USC [†]	W	21-7	CBS

2013

Aug. 31, 2013	Elon	W	70-0	ESPN3
Sept. 14, 2013	at Duke	W	38-14	ESPN
Sept. 21, 2013	North Carolina	W	28-20	ESPN
Sept. 26, 2013	Virginia Tech (TH)	L	10-17	ESPN
Oct. 5, 2013	at Miami	L	30-45	ESPN
Oct. 12, 2013	at BYU	L	20-38	ESPN
Oct. 19, 2013	Syracuse	W	56-0	ACC
Oct. 26, 2013	at Virginia	W	35-25	ACC
Nov. 2, 2013	Pittsburgh	W	21-10	ESPN
Nov. 14, 2013	at Clemson (TH)	L	31-55	ESPN
Nov. 23, 2013	Alabama A&M	W	66-7	ESPN3
Nov. 30, 2013	Georgia OT	L	34-41	ABC
Dec. 30, 2013	vs. Ole Miss [†]	W	17-25	ESPN

2014

Aug. 30, 2014	Wofford	W	38-19	FSN
Sept. 6, 2014	at Tulane	W	38-21	ESPN
Sept. 13, 2014	Georgia Southern	W	42-38	FSN
Sept. 20, 2014	at Virginia Tech	W	27-24	ESPN
Oct. 4, 2014	Miami	W	28-17	ESPN2
Oct. 11, 2014	Duke	L	25-31	ACC
Oct. 18, 2014	at North Carolina	L	43-48	ESPN
Oct. 25, 2014	at Pittsburgh	W	56-28	ESPN
Nov. 1, 2014	Virginia	W	35-10	ESPN
Nov. 8, 2014	at NC State	W	56-23	ACC
Nov. 15, 2014	Clemson	W	28-6	ESPN
Nov. 29, 2014	at Georgia OT	W	30-24	SEC
Dec. 6, 2014	vs. Florida State [†]	L	35-37	ABC
Dec. 31, 2014	vs. Mississippi State [†]	W	49-34	ESPN

2015

Sept. 3, 2015	vs. Alcorn State	W	69-6	FSN
Sept. 12, 2015	vs. Tulane	W	65-10	FSN
Sept. 19, 2015	at Notre Dame	L	22-30	NBC
Sept. 26, 2015	at Duke	L	20-34	ESPN2
Oct. 3, 2015	vs. North Carolina	L	31-38	ESPN
Oct. 10, 2015	at Clemson	L	24-43	ABC/ESPN2
Oct. 17, 2015	vs. Pittsburgh	L	28-31	ACC
Oct. 24, 2015	vs. Florida State	W	22-16	ESPN2
Oct. 31, 2015	at Virginia	L	21-27	FSN
Nov. 12, 2015	vs. Virginia Tech	L	21-23	ESPN
Nov. 21, 2015	at Miami	L	21-28	ACC
Nov. 28, 2015	Georgia	L	7-13	ESPN2

KEY

ACC — Raycom, ACC Network
FSN — Fox Sports Net, Fox Sports South
A — ACC Championship game
B — Bowl game
— Baltimore, Md.
% — Birmingham, Ala.
THK — Thanksgiving
MO — Monday
WD — Wednesday
TH — Thursday
FR — Friday

BOWL HISTORY

GEORGIA TECH ALL-TIME BOWL RESULTS (24-19)

DATE	BOWL	CITY	RESULT	NOTE
Jan. 1, 1929	Rose Bowl	Pasadena, Calif.	Georgia Tech 8 Cal 7	Wrong Way Roy Riegels helps Golden Tornado to perfect 10-0 season
Jan. 1, 1940	Orange Bowl	Miami, Fla.	Georgia Tech 21 Missouri 7	21 straight points makes first of seven Orange Bowl trips a success
Jan. 1, 1943	Cotton Bowl	Dallas, Texas	Texas 14 Georgia Tech 7	Gallant Tech comeback falls short when drive stalls on 3-yard line
Jan. 1, 1944	Sugar Bowl	New Orleans, La.	Georgia Tech 20 Tulsa 18	Tech overcomes 18-7 second-half deficit, blanks Tulsa in 2nd half
Jan. 1, 1945	Orange Bowl	Miami, Fla.	Tulsa 26 Georgia Tech 12	Frank Broyles' 304-yard passing effort can't overcome 20-0 deficit
Jan. 1, 1947	Oil Bowl	Houston, Texas	Georgia Tech 41 Saint Mary's 19	Yellow Jackets pick off eight St. Mary's passes in the rain and mud
Jan. 1, 1948	Orange Bowl	Miami, Fla.	Georgia Tech 20 Kansas 14	Tech forces fumble inside 1-yard line to foil Kansas' frenzied rally
Jan. 1, 1952	Orange Bowl	Miami, Fla.	Georgia Tech 17 Baylor 14	Pepper Rodgers' field goal secures win, 11-0-1 season for Tech
Jan. 1, 1953	Sugar Bowl	New Orleans, La.	Georgia Tech 24 Ole Miss 7	National championship clinched after scoring 24 straight points
Jan. 1, 1954	Sugar Bowl	New Orleans, La.	Georgia Tech 42 West Virginia 19	Tech unleashes aerial attack, completing 20-of-35 for 268 yards
Jan. 2, 1955	Cotton Bowl	Dallas, Texas	Georgia Tech 14 Arkansas 6	Jackets complete "grand slam" with wins in all four major bowls
Jan. 2, 1956	Sugar Bowl	New Orleans, La.	Georgia Tech 7 Pitt 0	Wade Mitchell scores only TD, Tech wins fifth straight major bowl
Dec. 29, 1956	Gator Bowl	Jacksonville, Fla.	Georgia Tech 21 Pitt 14	Tech wins sixth straight bowl, beats Pitt for second straight year
Jan. 2, 1960	Gator Bowl	Jacksonville, Fla.	Arkansas 14 Georgia Tech 7	Former Tech star Frank Broyles coaches Razorbacks to win
Dec. 30, 1961	Gator Bowl	Jacksonville, Fla.	Penn State 30 Georgia Tech 15	Tech bolts to 9-0 lead, but State's Galen Hall passes for 3 TDs
Dec. 22, 1962	Bluebonnet Bowl	Houston, Texas	Missouri 14 Georgia Tech 10	MU's Bill Tobin runs for 114 yards, Tech throws four interceptions
Dec. 31, 1965	Gator Bowl	Jacksonville, Fla.	Georgia Tech 31 Texas Tech 21	QB Jerry Priestley's 1-yard TD early in fourth quarter keys Jackets
Jan. 2, 1967	Orange Bowl	Miami, Fla.	Florida 27 Georgia Tech 12	Steve Spurrier quarterbackbacks Gators past Bobby Dodd, Jackets
Dec. 19, 1970	Sun Bowl	El Paso, Texas	Georgia Tech 17 Texas Tech 9	Jackets defense pitches first-half shut out, builds 10-0 lead
Dec. 30, 1971	Peach Bowl	Atlanta, Ga.	Ole Miss 41 Georgia Tech 18	Despite 317 yards total offense, Tech blown out in Atlanta bowl
Dec. 18, 1972	Liberty Bowl	Memphis, Tenn.	Georgia Tech 31 Iowa State 30	Back-up QB Jim Stevens throws for 3 TDs, ISU fails on 2-pointer
Dec. 25, 1978	Peach Bowl	Atlanta, Ga.	Purdue 41 Georgia Tech 21	With Eddie Lee Ivey out with injury, Tech has 12 yards rushing
Dec. 31, 1985	All-American Bowl	Birmingham, Ala.	Georgia Tech 17 Michigan State 14	Malcolm King runs for 122 yards and scores winning TD late
Jan. 1, 1991	Florida Citrus Bowl	Orlando, Fla.	Georgia Tech 45 Nebraska 21	Tech clinches UPI national title behind MVP QB Shawn Jones
Dec. 25, 1991	Aloha Bowl	Honolulu, Hawaii	Georgia Tech 18 Stanford 17	Jimmy Lincoln's 2-point conversion with 14 seconds left seals win
Dec. 29, 1997	Carquest Bowl	Miami Gardens, Fla.	Georgia Tech 35 West Virginia 30	MVP Joe Hamilton has 356 yards total offense, three touchdowns
Jan. 1, 1999	Gator Bowl	Jacksonville, Fla.	Georgia Tech 35 Notre Dame 28	Joe Hamilton threw three TD passes and caught another
Jan. 1, 2000	Gator Bowl	Jacksonville, Fla.	Georgia Tech 13 Miami 28	Five-game bowl win streak ends, two Canes rush for 100 yards
Dec. 29, 2000	Chick-fil-A Bowl	Atlanta, Ga.	LSU 28 Georgia Tech 14	Tech can't overcome six turnovers, lose to Nick Saban's Tigers
Dec. 27, 2001	Seattle Bowl	Seattle, Wash.	Georgia Tech 24 Stanford 14	Godsey, Campbell, interim coach lead Tech in first Seattle Bowl
Dec. 31, 2002	Silicon Valley Classic	San Jose, Calif.	Georgia Tech 21 Fresno State 30	Tech makes strong rally, but Bulldogs score game's final 10 points
Jan. 4, 2004	Humanitarian Bowl	Boise, Idaho	Georgia Tech 52 Tulsa 10	P.J. Daniels rushes for 307 yards, four TDs, Tech defense shines
Dec. 21, 2004	Champs Sports Bowl	Orlando, Fla.	Georgia Tech 51 Syracuse 14	Tech has 514 yards of total offense, Reggie Ball throws for 2 TDs
Dec. 29, 2005	Emerald Bowl	San Francisco, Calif.	Utah 38 Georgia Tech 10	Utah rolls up 550 yards of offense, blanks Tech in second half
Jan. 1, 2007	Gator Bowl	Jacksonville, Fla.	West Virginia 38 Georgia Tech 35	Tashard Choice's 169 yards not enough, Pat White leads WVU
Dec. 31, 2007	Humanitarian Bowl	Boise, Idaho	Fresno State 40 Georgia Tech 28	State scores 27 unanswered points after Tech's early 7-0 lead
Dec. 31, 2008	Chick-fil-A Bowl	Atlanta, Ga.	LSU 38 Georgia Tech 3	Charles Scott runs for three TDs, Tech loses at Georgia Dome
Jan. 5, 2010	FedEx Orange Bowl	Miami Gardens, Fla.	Iowa 24 Georgia Tech 14	Tech digs 14-point hole early in first BCS bowl appearance
Dec. 27, 2010	Independence Bowl	Shreveport, La.	Air Force 14 Georgia Tech 7	Tevin Washington rushes for 131 yards, but special teams prove costly
Dec. 31, 2011	Hyundai Sun Bowl	El Paso, Texas	Utah 30 Georgia Tech 27 (OT)	Tech leads by 14 at half, but Utes comeback ends with OT touchdown
Dec. 31, 2012	Hyundai Sun Bowl	El Paso, Texas	Georgia Tech 21 USC 7	David Sims rushed for 99 yards as Tech snapped 7-game bowl skid
Dec. 30, 2013	Music City Bowl	Nashville, Tenn.	Ole Miss 25 Georgia Tech 17	GT rallied with 10 points in fourth quarter, threw INT on final possession
Dec. 31, 2014	Capital One Orange Bowl	Miami Gardens, Fla.	Georgia Tech 49 Mississippi State 34	GT rushed for bowl-record 452 yards; Thomas & Dants each rush for 3 TD

MOST APPEARANCES

Alabama	63
Texas	53
Nebraska	52
Georgia	51
USC	51
Tennessee	51
Oklahoma	49
LSU	47
Ohio State	46
Michigan	44
GEORGIA TECH	43
Florida State	43

BEST BOWL WIN PERCENTAGE

MINIMUM 15 BOWL APPEARANCES

Ole Miss	.649	24-13-0
USC	.647	33-18-0
Penn State	.630	28-16-2
Syracuse	.620	15-9-1
Oklahoma State	.615	16-10-0
Florida State	.605	25-16-2
Auburn	.600	23-15-2
Georgia	.598	29-19-3
Alabama	.595	36-24-3
Oklahoma	.581	28-20-1
GEORGIA TECH	.558	24-19-0

ALL-TIME CONSECUTIVE BOWL APPEARANCES

Nebraska	35 (1969-03)
Michigan	35 (1975-07)
Florida State	24 (1982-05)
Alabama	25 (1959-83)
Florida	22 (1991-12)
Virginia Tech	23 (1993-14)
BYU	17 (1978-94)
Georgia	19 (1997-15)
GEORGIA TECH	18 (1997-14)
Oklahoma	17 (1999-15)
Tennessee	16 (1989-04)
LSU	16 (2000-15)

CONSECUTIVE BOWL VICTORIES

Florida State	11 (1985-95)
USC	9 (1923-45)
Boston College	8 (2000-07)
GEORGIA TECH	8 (1947-56)
Utah	7 (2003-09)
UCLA	7 (1982-88)
Syracuse	7 (1989-96)
Alabama	6 (1975-80)
Colorado	6 (1993-99)
Florida State	6 (2008-13)
Nebraska	6 (1969-74)
USC	6 (1974-79)

TECH IN BOWL GAMES

All-American	1-0
Aloha	1-0
Bluebonnet	0-1
Carquest /Champs	2-0
Chick-fil-A/Peach	0-4
Cotton	1-1
Florida Citrus	1-0
Emerald	0-1
Gator	3-4
Humanitarian	1-1
Independence	0-1
Liberty	1-0
Music City	0-1
Oil	1-0
Orange	4-3
Rose	1-0
Seattle	1-0
Silicon Valley	0-1
Sugar	4-0
Sun	2-1

BY OPPONENT (FBS ONLY)

Air Force	0-1
Arkansas	1-1
Baylor	1-0
Cal	1-0
Florida	0-1
Fresno State	0-2
Iowa	0-1
Iowa State	1-0
Kansas	1-0
LSU	0-2
Miami	0-1
Michigan State	1-0
Ole Miss	1-2
Mississippi State	1-0
Missouri	1-1
Nebraska	1-0
Notre Dame	1-0
Penn State	0-1
Pittsburgh	2-0
Purdue	0-1
Saint Mary's	1-0
Stanford	2-0
Syracuse	1-0
Texas	0-1
Texas Tech	2-0
Tulsa	2-1
USC	1-0
Utah	0-2
West Virginia	2-1

MOST VICTORIES

Alabama	36
USC	33
Georgia	29
Oklahoma	28
Penn State	28
Texas	27
Tennessee	27
Nebraska	26
Florida State	25
GEORGIA TECH	24
LSU	24
Ole Miss	24

HISTORY

BOWL RECORDS



■ Led by Synjyn Days' career-high 171 rushing yards, Georgia Tech shattered an Orange Bowl and school bowl game record with 452 yards on the ground vs. Mississippi State.

TEAM

GAME

Points Scored (Game)	52	vs. Tulsa (2004 Humanitarian)
Points Scored (Half)	42 (2nd)	vs. Tulsa (2004 Humanitarian)
Points Allowed	41	vs. Ole Miss (1971 Peach), vs. Purdue (1978 Peach)
Fewest Points Scored	3	vs. LSU (2008 Chick-fil-A)
Fewest Points Allowed	0	vs. Pittsburgh (1956 Sugar)
Total Offense	577	vs. Mississippi State (2014 Orange)
Fewest Total Offense Allowed	66	vs. California (1929 Rose)
Rushing Yards	452	vs. Mississippi State (2014 Orange)
Fewest Rush Yards Allowed	- 52	vs. Tulsa (2004 Humanitarian)
Rushing Attempts	79	vs. Texas Tech (1965 Gator)
Fewest Rush Attempts Allowed	22	vs. Texas Tech (1965 Gator), vs. West Virginia (1997 Carquest), vs. USC (2012 Hyundai Sun)
Passing Yards	326	vs. West Virginia (2007 Gator)
Fewest Pass Yards Allowed	0	vs. Missouri (1962 Bluebonnet)
Pass Completions	23	vs. Stanford (2001 Seattle)
Fewest Completions Allowed	0	vs. Missouri (1962 Bluebonnet)
Pass Attempts	40	vs. Miami (2000 Gator)
Fewest Pass Attempts Allowed	0	vs. Missouri (1962 Bluebonnet)
First Downs	29	vs. Miami (2000 Gator)
First Downs Allowed	33	Mississippi State (2014 Orange)

INDIVIDUAL

GAME

Rushing Yards	307	P.J. Daniels vs. Tulsa, (2004 Humanitarian) <i>*NCAA Bowl Record</i>
Rush Attempts	33	Lenny Snow vs. Texas Tech (1965 Gator)
Pass Attempts	40	Joe Hamilton vs. Miami (2000 Gator)
Completions	23	George Godsey vs. Stanford (2001 Seattle)
Passing Yards	326	Taylor Bennett vs. West Virginia (2007 Gator)
Completion Percentage	.733 (11-15)	Tevin Washington vs. Utah (2011 Sun), .696 (16-23) Shawn Jones vs. Nebraska (1991 Citrus)
Total Offense	356	Joe Hamilton vs. West Virginia (1997 Carquest) (274 pass, 82 rush)
Receptions	10	Kelly Campbell vs. Stanford, (2001 Seattle)
Receiving Yards	186	Calvin Johnson vs. West Virginia (2007 Gator)
Touchdowns	4	P.J. Daniels vs. Tulsa (2004 Humanitarian)

Rushing Touchdowns

Passing Touchdowns

Touchdown Receptions

Points Scored

Points Scored by Kicking

Field Goals

PATs

Interceptions

Tackles

Longest Run

Longest Pass

Longest Field Goal

Longest Interception Return

Longest Kickoff Return

Longest Punt Return

Longest Punt

Best Punting Average

4	P.J. Daniels vs. Tulsa (2004 Humanitarian)
3	Jim Still vs. Kansas (1948 Orange), Pepper Rodgers vs. West Virginia (1954 Sugar), Jim Stevens vs. Iowa State (1972 Liberty), Joe Hamilton vs. Notre Dame (1999 Gator), Taylor Bennett vs. West Virginia (2007 Gator)
2	George Brodnax vs. St. Mary's (1947 Oil), Jim Patton vs. Kansas (1948 Orange), Dez White vs. Notre Dame (1999 Gator), Calvin Johnson vs. West Virginia (2007 Gator)
24	P.J. Daniels vs. Tulsa (2004 Humanitarian)
9	Scott Sisson vs. Nebraska (1991 Citrus), Justin Moore vs. Utah (2011 Hyundai Sun)
2	Luke Manget vs. Miami (2000 Gator), Justin Moore vs. Utah (2011 Sun)
7	Travis Bell vs. Syracuse (2004 Champs), Harrison Butker vs. Mississippi State (2014 Orange)
2	Tom Bleick vs. Texas Tech (1965 Gator), Rick Lewis vs. Texas Tech (1970 Sun)
16	Ron Rogers vs. West Virginia (1997 Carquest)
69 (TD)	Synjyn Days vs. Mississippi State (2014 Orange)
68 (TD)	Joseph Auer vs. Penn State (1961 Gator)
80 (TD)	Reggie Ball to Nate Curry (2004 Champs)
40	David Bell vs. Michigan State (1985 All-American)
74	Quayshawn Nealy vs. Utah (2011 Sun), 73 W.P. McHugh vs. St. Mary's (1947 Oil)
44	Dennis Andrews vs. Mississippi (2013 Music City)
63	Willie Clay vs. Stanford (1991 Aloha)
67	Jason Bender vs. Stanford (1991 Aloha)
49.1 (7 punts)	Chandler Anderson vs. Iowa (2010 Orange)

CAREER

Rushing

Passing

Pass Attempts

Completions

Touchdown Passes

Total Offense

Receptions

Receiving Yards

Touchdowns

P.J. Daniels (3), 535 yards, 68 attempts
Joe Hamilton (3), 756 yards
Joe Hamilton (3), 96 attempts
Joe Hamilton (3), 52 completions
Pepper Rodgers (2), 5 TD
Joe Hamilton (3), 906 yards
Kelly Campbell (4), 18 receptions, 176 yards
Calvin Johnson (3), 266 yards, 13 receptions
P.J. Daniels (3), 6 touchdowns

ALL-AMERICANS

FIRST-TEAM ALL-AMERICANS

YEAR	PLAYER, POS.	HOMETOWN	FIRST TEAM ALL-AMERICA
2014	Shaquille Mason, OG	Columbia, Tenn.	USAT
2009	Derrick Morgan, DE	Coatesville, Penn.	AP, AFCA, PFW
2008	Michael Johnson, DE	Selma, Ala.	AFCA
2007	Durant Brooks, P	Macon, Ga.	Rivals, SI.com, ESPN.com, CFN, PFW
2006	*# Calvin Johnson, WR	Tyrone, Ga.	AP, AFCA, FWAA, WCF, TSN
2005	Calvin Johnson, WR	Tyrone, Ga.	AFCA
2000	* Chris Brown, T	Augusta, Ga.	AP, AFCA, FWAA, FN
1999	* Joe Hamilton, QB	Alvin, S.C.	AP, AFCA, FWAA, FN, WC
1998	* Craig Page, C	Jupiter, Fla.	AP, FWAA, TSN
1992	Coleman Rudolph, DT	Valdosta, Ga.	WCF, SH, TSN
1992	Scott Sisson, K	Marietta, Ga.	WCF
1991	Marco Coleman, OLB	Dayton, Ohio	SH, FWAA
1990	Marco Coleman, OLB	Dayton, Ohio	SH
1990	* # Ken Swilling, FS	Toccoa, Ga.	AP, UPI, SH, AFCA, FWAA, WCF, TSN, FN
1986	John Davis, T	Ellijay, Ga.	SH
1985	John Davis, T	Ellijay, Ga.	TSN
1985	Pat Swilling, DE	Toccoa, Ga.	FWAA
1978	Don Bessillieu, DB	Decatur, Ga.	TSN
1977	Lucius Sanford, LB	Atlanta, Ga.	AFCA, TSN
1974	Randy Rhino, DB	Charlotte, N.C.	WCF
1973	* Randy Rhino, DB	Charlotte, N.C.	UPI, AFCA, WCF
1972	Randy Rhino, DB	Charlotte, N.C.	FWAA
1971	Smylie Gebhart, DE	Meridian, Miss.	AP
1970	* Rock Perdoni, DT	Wellesley, Mass.	AP, UPI, AFCA, FWAA, TSN, Central Press, WCF
1966	* Jim Breland, C	Blacksburg, Va.	AP, UPI, NEA, AFCA, Central Press
1966	Lenny Snow, TB	Daytona Beach, Fla.	FWAA
1964	Gerry Bussell, DB	Jacksonville, Fla.	TSN
1963	Billy Lothridge, QB	Gainesville, Ga.	AP, FWAA
1963	Billy Martin, E	Gainesville, Ga.	NEA, TSN
1962	Rufus Guthrie, G	Atlanta, Ga.	AFCA, FWAA
1959	* Maxie Baughan, C	Bessemer, Ala.	AP, UPI, AFCA, TSN
1957	Don Stephenson, C	Bessemer, Ala.	UPI, TSN
1956	Allen Ecker, G		NYDN
1956	Don Stephenson, C	Bessemer, Ala.	FWAA
1953	Larry Morris, C	Decatur, Ga.	AP, UP, AA, Colliers, TSN
1952	Pete Brown, OC	Rossville, Ga.	AP
1952	Leon Hardeman, HB	Lafayette, Ga.	INS, AA, TSN
1952	Buck Martin, E	Haleyville, Ala.	Colliers
1952	* Hal Miller, OT	Kingsport, Tenn.	UP, NEA, TSN, FWAA
1952	Bobby Moorhead, DB	Miami, Fla.	AP, INS
1952	George Morris, LB	Vicksburg, Miss.	NEA, FWAA
1951	Ray Beck, G	Cedartown, Ga.	AP-D, NEA-D, FWAA, Colliers
1951	Lamar Wheat, DT	Chattanooga, Tenn.	INS
1948	George Brodnax, E	Atlanta, Ga.	Colliers
1948	Bill Healy, DG		NEA, INS, TSN, FWAA
1947	* Bobby Davis, T	Columbus, Ga.	INS, UP, NEA, AFCA, Colliers, TSN, FWAA
1946	* Paul Duke, C	Atlanta, Ga.	AP, UP, NEA, Colliers, AA, AFCA, WCF
1944	* Phil Tinsley, E	Bessemer, Ala.	INS, AP, NEA, WCF, AA, Colliers, FN, TSN
1943	John Steber, G		INS, AP, AA, WCF
1942	Harvey Hardy, G	Marion, Ala.	INS, UP, NEA, Newsweek
1939	Robert L. Ison, E	Atlanta, Ga.	Hearst
1928	Warner Mizell, HB		INS, NANA
1928	Peter Pund, C	Augusta, Ga.	INS, WCF, AA, Colliers, UP, NEA
1928	Frank Speer, T	Atlanta, Ga.	AP
1920	* Bill Fincher, E		WCF
1918	* Bill Fincher, E		Menke
1918	* A.M. (Bum) Day, C		WCF
1918	* Joe Guyon, T-HB	White Earth, Minn.	Menke
1917	Walker Carpenter, T	Newnan, Ga.	Menke
1917	* Everett Strupper, HB		Menke, NEA

ALL-AMERICA TEAMS

*	Consensus All-America	NANA	North American Newspaper Alliance
#	Unanimous All-America	NEA	Newspaper Enterprise Association
AA	All-America Board	NYDN	New York Daily News
AFCA	Football Coaches	PFW	Pro Football Weekly
AP	Associated Press	Rivals	Rivals.com
CBS	CBS Sports	SH	Scripps-Howard News Service
CFN	College Football News	SI	Sports Illustrated
FD	Football Digest	TSN	The Sporting News
FN	Football News	UP/UIP	United Press/International
FWAA	Football Writers Association	USAT	USA TODAY
INS	International News Service	WCF	Walter Camp Foundation
Menke	Frank Menke Syndicate		



■ Everett Strupper was one of six Georgia Tech All-Americans in 1917.

GEORGIA TECH ALL-AMERICANS

YEAR	PLAYER, POS.	ALL-AMERICA
1916	George "Pup" Phillips, C	WCF (3rd)
1917	Walker "Big Six" Carpenter, T	Menke (1st), WCF (unknown)
	Joe Guyon, HB	NEA (2nd), WCF (unknown)
	Judy Harlan, FB	WCF (unknown)
	Albert "Buster" Hill, QB	INS (2nd), WCF (unknown)
	George "Pup" Phillips, C	WCF (unknown)
	Everett Strupper, HB*	Menke (1st), NEA (1st), INS (2nd), WCF (unknown)
1918	Ashel "Bum" Day, C*	WCF (1st)
	Bill Fincher, E*	Menke (1st), WCF (2nd)
	Ralph "Buck" Flowers, FB	WCF (2nd)
	Joe Guyon, HB*	Menke (1st)
1920	Bill Fincher, E*	WCF (1st)
	Ralph "Buck" Flowers, FB	INS (3rd)
1921	David "Red" Barron, FB	WCF (3rd), INS (3rd)
	Judy Harlan, FB	Football World (3rd), NEA (3rd)
1922	David "Red" Barron, FB	WCF (2nd), Menke (2nd)
1924	Walter Godwin, G	INS (3rd)
	Doug Wycoff, FB	INS (2nd)
1925	Walter Godwin, G	Grantland Rice (2nd)
	Doug Wycoff, FB	UP (2nd), INS (3rd)
1928	Roy "Father" Lumpkin, FB	NEA (3rd)
	Warner Mizell, HB	NANA (1st), INS (1st), AP (2nd), UP (2nd), Central Press (2nd), NEA (2nd), AA Board (3rd)
	Peter Pund, C*	Grantland Rice (1st), AA Board (1st), UP (1st), NEA (1st), INS (1st), NANA (2nd), Central Press (2nd), AP (3rd)
	Frank Speer, T	AP (1st)
1930	Vance Maree	INS (3rd)
1937	Bill Jordan, E	AP (2nd), INS (2nd), NEA (3rd)
1938	Jack Chivington, G	Hearst (2nd)
1939	Bob Ison, E	Hearst (1st), Central Press (3rd), NEA (3rd)
1940	Bob Ison, E	UP (3rd)
1942	Clint Castleberry, RB	UP (2nd), INS (2nd), NEA (2nd), AP (3rd), TSN (3rd)
	Harvey Hardy, G *	UP (1st), INS (1st), NEA (1st), Central Press (1st), Newsweek (1st), AP (2nd)
	Ed Ryckley, G	Football News (2nd)
1943	George Manning, C	TSN (2nd)
	Eddie Prokop, HB	AP (2nd), UP (2nd), TSN (2nd), INS (2nd), Central Press (2nd), FD (2nd)
	John Steber, G	AP (1st), AA Board (1st), INS (1st), UP (2nd), TSN (2nd)
1944	Phil Tinsley, E *	AA Board (1st), TSN (1st), AP (1st), INS (1st), NEA (1st), WCF (1st), FN (1st), Central Press (1st), Grantland Rice (1st), UP (2nd), FWAA (2nd), FD (2nd)
	Frank Broyles, HB	FWAA (2nd)
1946	Paul Duke, C *	AP (1st), UP (1st), NEA (1st), WCF (1st), Colliers (1st), AA Board (1st), AFCA (1st), FWAA (2nd)
	Bobby Davis, T	FWAA (3rd)

ALL-AMERICANS



■ Randy Rhino is the only three-time All-American in Georgia Tech history.

YEAR	PLAYER, POS.	ALL-AMERICA
1947	Bobby Davis, T *	INS (1st), UP (1st), AFCA (1st), Colliers (1st), FWAA (1st), TSN (1st), NEA (1st) FWAA (3rd)
	Bill Healy, DG	Colliers (1st)
1948	George Brodnax, E	NEA (1st), INS (1st), TSN (1st), FWAA (1st)
	Bill Healy, DG	AP (1st), NEA (1st), FWAA (1st), Colliers (1st)
1951	Ray Beck, G	INS (1st)
	Lamar Wheat, DT	AP (1st), NEA (2nd)
1952	Pete Brown, C	INS (1st), AA Board (1st), TSN (1st), NEA (2nd), UP (2nd)
	Leon Hardeman, HB	Colliers (1st)
	Buck Martin, E	UP (1st), NEA (1st), TSN (1st), FWAA (1st)
	Hal Miller, OT *	AP (1st), INS (1st)
	Bobby Moorhead, DB	NEA (1st), FWAA (1st), AP (2nd)
	George Morris, LB	AP (1st), UP (1st), AA Board (1st), Colliers (1st), TSN (1st), INS (2nd)
1953	Larry Morris, C *	UP (3rd)
	Franklin Brooks, G	NYDN (1st), INS (2nd), UP (2nd)
1956	Allen Ecker, G	FWAA (1st), AP (2nd), UP (3rd)
	Don Stephenson, C	UPI (1st), TSN (1st)
1957	Don Stephenson, C	AP (1st), UPI (1st), AFCA (1st), FN (1st), TSN (1st)
1959	Maxie Baughan, C *	TSN (3rd)
1961	Rufus Guthrie, G	AFCA (1st), FWAA (1st), FN (1st), NEA (2nd), AP (2nd), UPI (2nd)
1962	Rufus Guthrie, G	UPI (3rd)
	Billy Lothridge, QB	NEA (3rd)
	Mike McNames, FB	UPI (3rd)
	Dave Watson, G	AP (1st), FWAA (1st), UPI (2nd)
1963	Billy Lothridge, QB	NEA (1st), TSN (1st), UPI (2nd)
	Billy Martin, E	TSN (1st)
1964	Gerry Bussell, DB	AFCA (2nd)
	Bill Curry, C	FWAA (1st), FN (2nd)
1966	Lenny Snow, TB	AP (1st), UPI (1st), NEA (1st), AFCA (1st), FN (1st), Central Press (1st)
	Jim Breland, C *	AP (3rd)
1969	Rock Perdoni, DT	AP (1st), UPI (1st), AFCA (1st), WCF (1st), FWAA (1st), TSN (1st), Central Press (1st)
1970	Rock Perdoni, DT *	AP (1st)
	Smylie Gebhart, DE	FWAA (1st), AP (2nd)
1972	Randy Rhino, DB	UPI (1st), AFCA (1st), WCF (1st)
1973	Randy Rhino, DB *	WCF (1st), AP (2nd), UPI (2nd)
1974	Randy Rhino, DB	AP (3rd)
1975	Leo Tierney, C	UPI (2nd), AP (3rd)
1976	Leo Tierney, C	AFCA (1st), TSN (1st), AP (2nd)
1977	Lucius Sanford, LB	TSN (1st)
1978	Don Bessilieu, DB	AP (2nd), UPI (2nd)
	Eddie Lee Ivery, RB	FN (3rd)
1984	Robert Lavette, RB	TSN (1st), FN (2nd)
1985	John Davis, OL	FWAA (1st), FN (3rd)
	Pat Swilling, OLB	SH (1st), UPI (2nd)
1986	John Davis, OL	AP (3rd)
1989	Ken Swilling, FS	



■ In 2014, Shaq Mason became Tech's first first-team All-American in five years.

YEAR	PLAYER, POS.	ALL-AMERICA
1990	Marco Coleman, OLB	SH (1st)
	Ken Swilling, FS * #	AP (1st), UPI (1st), WCF (1st), AFCA (1st), FWAA (1st), TSN (1st), FN (1st)
1991	Willie Clay, CB	AP (2nd), UPI (2nd), TSN (2nd), FN (2nd)
	Marco Coleman, OLB	FWAA (1st), SH (1st), AP (2nd), UPI (2nd), FN (2nd), TSN (2nd)
1992	Coleman Rudolph, DT	WCF (1st), TSN (1st), SH (1st), AP (2nd), FN (2nd)
	Scott Sisson, K	WCF (1st), AP (2nd), TSN (2nd), FN (2nd)
1994	Jason Bender, P	AP (3rd), College Sports Magazine (3rd)
1996	Curtis McGee, T	FN (3rd)
1997	Rodney Williams, P	FN (3rd)
1998	Craig Page, C *	AP (1st), FWAA (1st), TSN (1st), FN (2nd)
1999	Joe Hamilton, QB *	AP (1st), FWAA (1st), FN (1st), AFCA (1st), WCF (1st), TSN (2nd)
	Jon Carman, T	TSN (2nd), AP (3rd), FN (3rd)
2000	Chris Brown, T *	AP (1st), FWAA (1st), AFCA (1st), FN (1st), TSN (2nd)
2001	Greg Gathers, DE	FN (2nd), TSN (2nd)
2005	Calvin Johnson, WR	AFCA (1st), AP (2nd), WCF (2nd)
2006	Calvin Johnson, WR * #	AFCA (1st), AP (1st), WCF (1st), FWAA (1st), TSN (1st)
	Durant Brooks, P	AP (2nd), WCF (2nd)
	Philip Wheeler, LB	Rivals (2nd)
2007	Durant Brooks, P	Rivals (1st), SI.com (1st), ESPN.com (1st), CFN (1st), PFW (1st), AP (2nd), WCF (2nd)
	Vance Walker, DT	AP (3rd), Rivals (3rd)
2008	Morgan Burnett, S	Rivals (2nd), SI (2nd), TSN (2nd)
	Michael Johnson, DE	AFCA (1st)
2009	Cord Howard, OL	CBS (2nd), Rivals (3rd)
	Derrick Morgan, DE	AP (1st), AFCA (1st), PFW (1st), WCF (2nd), SI (2nd), TSN (2nd), CBS (2nd), Rivals (2nd)
	Demaryius Thomas, WR	AP (3rd), Rivals (3rd)
2011	Omoregie Uzzi, OL	SI.com (2nd), Rivals (3rd)
2012	Omoregie Uzzi, OL	CBSSports.com (3rd)
2013	Jeremiah Attaochu, DE	AP (3rd), CBSSports.com (3rd)
2014	Shaquille Mason, OG	USA TODAY (1st), SI (2nd), FWAA (2nd), Phil Steele (2nd), AP (3rd)

HONORS & AWARDS

NATIONAL AWARDS

BILETNIKOFF AWARD

RECEIVER

- 1998 Dez White (Semifinalist)
- 1999 Dez White (Semifinalist)
- 2005 Calvin Johnson (Semifinalist)
- 2006 Calvin Johnson (Winner)
- 2009 Demaryius Thomas (Semifinalist)

BROYLES AWARD

ASSISTANT COACH

- 1998 Ralph Friedgen (Finalist)
- 1999 Ralph Friedgen (Winner)

BURLSWORTH TROPHY

TOP FORMER WALK-ON

- 2010 Sean Bedford (Winner)

BUTKUS AWARD

LINEBACKER

- 1991 Marco Coleman (Finalist)

BEDNARIK AWARD

DEFENSE

- 2008 Vance Walker (Semifinalist)

DAVEY O'BRIEN AWARD

QUARTERBACK

- 1992 Shawn Jones (Finalist)
- 1999 Joe Hamilton (Winner)

DOAK WALKER AWARD

RUNNING BACK

- 2009 Jonathan Dwyer (Semifinalist)

DRADDY TROPHY

"ACADEMIC HEISMAN"

- 2008 Darryl Richard (Finalist)

JIM THORPE AWARD

DEFENSIVE BACK

- 1989 Ken Swilling (6th)
- 1990 Ken Swilling (Finalist/3rd)
- 1991 Willie Clay (Semifinalist)
- 2003 James Butler (Semifinalist)
- 2004 James Butler (Semifinalist)

JOHNNY UNITAS AWARD

SENIOR QUARTERBACK

- 1992 Shawn Jones (Finalist)
- 1999 Joe Hamilton (Finalist)

LOMBARDI AWARD

LINEMAN

- 1970 Rock Perdoni (Finalist)
- 1992 Coleman Rudolph (Semifinalist)

LOU GROZA AWARD

PLACEKICKER

- 1992 Scott Sisson (Finalist)
- 2000 Luke Manganet (Semifinalist)
- 2004 Travis Bell (Semifinalist)
- 2007 Travis Bell (Semifinalist)

HEISMAN TROPHY

VOTING

- 1942 Clint Castleberry, HB (3rd)
- 1943 Eddie Prokop, HB (5th)
- 1962 Billy Lothridge, QB (8th)
- 1963 Billy Lothridge, QB (2nd)
- 1966 Lenny Snow, TB (14th)
- 1978 Eddie Lee Ivery, TB (8th)
- 1999 Joe Hamilton, QB (2nd)
- 2006 Calvin Johnson, WR (10th)

LOWE'S SENIOR CLASS AWARD

- 2008 Darryl Richard (Finalist)
- 2010 Sean Bedford (Finalist)

MAXWELL AWARD

NATIONAL PLAYER

- 1999 Joe Hamilton, QB (Finalist)
- 2006 Calvin Johnson, WR (Semifinalist)

MOSI TATUPU AWARD

SPECIAL TEAMS

- 1997 Rodney Williams (Finalist)
- 1998 Rodney Williams (Finalist)
- 2001 Kelly Campbell (Finalist)

OUTLAND TROPHY

LINEMAN

- 1998 Craig Page, C (Finalist)

RAY GUY AWARD

PUNTER

- 2006 Durant Brooks (Finalist)
- 2007 Durant Brooks (Winner)

RIMINGTON TROPHY

CENTER

- 2003 Hugh Reilly, C (Finalist)

TED HENDRICKS AWARD

DEFENSIVE END

- 2009 Derrick Morgan (Finalist)

PRESEASON ALL-AMERICA

PLAYBOY MAGAZINE

- 1962 Dave Watson, G
- 1970 Rock Perdoni, DL
- 1974 Randy Rhino, DB
- 1976 Leo Tierney, C
- 1977 Lucius Sanford, LB
- 1987 Riccardo Ingram, DB
- 1991 Ken Swilling, DB
- Marco Coleman, OLB
- 2002 Dan Dyke, P (scholar-athlete)
- 2007 Durant Brooks, P

NATIONAL PLAYER OF THE WEEK

SPORTS ILLUSTRATED

- Oct. 8, 1966 – Kim King, QB vs. Tennessee
- Oct. 29, 1984– John Davis, T vs. Clemson
- Oct. 15, 1988 – Andre Thomas, DB vs. South Carolina
- Oct. 13, 1989 – Ken Swilling, DB vs. Clemson

AT&T

- Nov. 29, 2008 – Roddy Jones, RB vs. Georgia

ACADEMIC HONORS

ACADEMIC ALL-AMERICA

- 1952 Ed Gossage, G
- George Morris, LB
- Cecil Trainer, E
- 1954 John Hunsinger, FB
- 1955 Wade Mitchell, QB
- 1956 Allen Ecker, G
- 1966 Jim Breland, C
- W.J. Blane, LB
- Bill Eastman, DB
- 1967 Bill Eastman, DB
- 1980 Sheldon Fox, LB
- 1982 Ellis Gardner, T
- 1989 Stefen Scotton, FB (2nd)
- 1990 Stefen Scotton, FB (1st)
- 1999 Dan Dyke, P (1st)
- 2000 Dan Dyke, P (1st)
- 2001 Dan Dyke, P (1st)
- 2002 Dan Dyke, P (1st)
- 2007 Darryl Richard, DT (2nd)

ACADEMIC ALL-DISTRICT

- 1995 Grant Baynham, TE
- 1996 Grant Baynham, TE
- Dave Frakes, K
- 1997 Dave Frakes, K
- 1999 Dan Dyke, P
- 2000 Dan Dyke, P
- 2001 Dan Dyke, P
- 2002 Dan Dyke, P
- Jeremy Muires, DB
- 2003 Hal Higgins, P
- 2007 Darryl Richard, DT

ACADEMIC ALL-ACC

- 1980 Ellis Gardner, T
- Mark Schultz, C
- Mark Bradley, NG
- Sheldon Fox, LB
- 1981 Ellis Gardner, T
- Mark Sheffield, S
- 1982 Ellis Gardner, T
- Sam Kelly, DE
- Eddie Fortier, FB
- 1983 John Ivemeyer, T
- Rob Horton, LB
- Mike Martin, LB
- 1984 John Dewberry, QB
- Sam Bracken, G
- Paul Menegazzi, DB
- Chuck Easley, FB
- Tony Kepano, G

HISTORY

HONORS & AWARDS

1985 Sam Bracken, G
John Dewberry, QB
Chuck Easley, TB
Andy Hearn, C
John Ivemeyer, T

1986 Bart Jones, DB
Steve Mullen, DE
Cedric Stallworth, DB
Jim Stradley, C
Rick Strom, QB
Mitch Waters, T

1987 Steve Mullen, DE
Cedric Stallworth, DB
Rick Strom, QB

1989 Steve Mullen, DT
David Hicks, OLB
Stefen Scotton, FB

1990 Stefen Scotton, FB
Jay Martin, DB

1991 Jerrelle Williams, ILB

1992 Coleman Rudolph, DT

1994 Rodney Wilkerson, ILB

1995 Grant Baynham, TE
Dave Frakes, K

1996 Dave Frakes, K

1998 Felipe Claybrooks, DE
Mike Sheridan, SE
Kofi Smith, CB

1999 Dan Dyke, P
Travares Tillman, DB

2000 Felipe Claybrooks, DE
Dan Dyke, P
Jeremy Muires, DB

2001 Dan Dyke, P
George Godsey, QB
Jeremy Muires, DB
Kelley Rhino, SP

2002 Dan Dyke, P
Jeremy Muires, DB
Kelley Rhino, SP
Luke Manget, PK
Daryl Smith, LB

2003 James Butler, DB
Nate Curry, WR
P.J. Daniels, RB
John Paul Foschi, TE
Eric Henderson, DE
Hal Higgins, P
Chris Reis, DB
Gerris Wilkinson, DE

2004 Travis Bell, PK
James Butler, DB
Nate Curry, WR
P.J. Daniels, RB
Chris Reis, LB

2005 Travis Bell, PK
Chris Reis, LB
Kevin Tuminello, C

2006 Travis Bell, PK
Darryl Richard, DT
Kevin Tuminello, C

2007 Travis Bell, PK
Tashard Choice, RB
Colin Peek, TE
Kevin Tuminello, C

2008 Roddy Jones, RB
Darryl Richard, DT
Jaybo Shaw, QB
Cooper Taylor, S

2009 Roddy Jones, RB
Logan Walls, DT

2010 Scott Blair, K
Will Jackson, OG
Roddy Jones, RB
Logan Walls, DT

2011 Will Jackson, OG
Preston Lyons, RB
Jason Peters, DE
Logan Walls, DT

2012 Ray Beno, OT
Will Jackson, OG

2013 Ray Beno, OT
Trey Braun, OG
Harrison Butker, K

2014 Isaiah Johnson, S
Trevor Stroebel, LS

2015 Trey Braun, OL
Marcus Marshall, RB

ACADEMIC ALL-SEC

1954 Bill Sennett, E
Wade Mitchell, QB

1955 Wade Mitchell, QB

1956 Allen Ecker, G
Wade Mitchell, QB
Dickie Mattison, FB

1957 Foster Watkins, G

1958 Floyd Faucette, HB

1959 Floyd Faucette, HB

1961 Larry Stallings, T

1962 Larry Stallings, T
Frank Sexton, E
Tom Ballard, T

ACADEMIC ALL-SEC

1954 Bill Sennett, E
Wade Mitchell, QB

1955 Wade Mitchell, QB

1956 Allen Ecker, G
Wade Mitchell, QB
Dickie Mattison, FB


1957 Foster Watkins, G

1958 Floyd Faucette, HB

1959 Floyd Faucette, HB

1961 Larry Stallings, T

1962 Larry Stallings, T
Frank Sexton, E
Tom Ballard, T



CoSIDA ACADEMIC ALL-AMERICA HALL OF FAME

WADE MITCHELL INDUCTED IN 1996
The Verizon Academic All-America Hall of Fame recognizes former Academic All-America student-athletes who graduated at least 10 years ago and have gone on to great success after athletics. Wade Mitchell became the first Georgia Tech graduate to be inducted in 1996. An Academic All-America in 1955, the former standout quarterback and safety went on to become a prominent Atlanta banking executive.

NCAA SILVER ANNIVERSARY AWARD

1980 Larry Morris (1955)
2000 Steve Raible (1975)

NCAA POSTGRADUATE SCHOLARS

1968 Bill Eastman
1975 James Robinson
1981 Sheldon Fox
1983 Ellis Gardner
1986 John Ivemeyer
2002 Dan Dyke

NATIONAL FOOTBALL FOUNDATION SCHOLARS

1968 Bill Eastman
1980 Sheldon Fox

JIM TATUM AWARD ACC'S TOP SENIOR SCHOLAR-ATHLETE

2002 Jeremy Muires, FS
2008 Darryl Richard, DT

ACC POSTGRADUATE SCHOLARSHIP

1989 Cedric Stallworth
1996 Grant Baynham
1997 Dave Frakes
2002 Dan Dyke
2003 Hal Higgins
2004 Nate Curry
2013 Will Jackson
2015 Matt Connors

HONORS & AWARDS

SOUTHERN CONFERENCE

ALL-SOUTHERN (1902-1932)

- 1902 Jesse Thrash, T
- 1904 Lob Brown, T
- 1906 Lob Brown, E
- 1907 John Davis, T
- 1910 Pat Patterson, T
- 1911 Roy Goree, E
- 1914 Jim Senter, E
- 1915 Woch Fielder, B
Froggy Morrison, B
Jim Senter, E
- 1916 Tommy Spense, B
Everett Strupper, B
Walker Carpenter, T
Bob Lang, G
Pup Phillips, C
- 1917 Albert Hill, B
Everett Strupper, B
Joe Guyon, B
Shorty Guill, E
Bill Fincher, E
Walker Carpenter, T
Pup Phillips, C
- 1919 Judy Harlan, B
Buck Flowers, B
Red Barron, B
Albert Staton, E
Dummy LeBey, G
Pup Phillips, C
- 1920 Buck Flowers, B
Red Barron, B
John Staton, E
Bill Fincher, E
- 1921 Judy Harlan, B
Red Barron, B
Albert Staton, T
- 1922 Red Barron, B
Oscar Davis, G
Claire Frye, C
- 1923 Doug Wycoff, B
John Staton, E
- 1924 Doug Wycoff, B
Walter Godwin, G
- 1925 Doug Wycoff, B
Walter Godwin, G
Owen Poole, C
Mack Tharpe, T
- 1927 Stumpy Thomason, B
Peter Pund, C
Frank Speer, T
Ed Crowley, E
- 1928 Warner Mizell, B
Raleigh Drennon, G
Peter Pund, C
Frank Speer, T
Ken Thrash, T
Stumpy Thomason, B
Tom Jones, E
- 1930 Vance Maree, T
- 1932 Monk Neblett, C

SEC

ALL-SEC (1933-1963)

- 1933 Bob Tharpe, T (AP-1st)
Jimmy Stocum, E (AP-2nd)
Jack Phillips, FB (AP-2nd)
Clyde Williams, T (AP-3rd)
Dave Wilcox, G (AP-3rd)
- 1934 C.W. Williams, T (AP-2nd)
Shorty Roberts, B (AP-3rd)
- 1935 J.M. Fitzsimons, G (AP-1st)
Dutch Konemann, B (AP-3rd)
- 1936 Dutch Konemann, B (AP-1st)
J.M. Fitzsimons, G (AP-2nd)
- 1937 Bill Jordan, E (AP-1st)
Fletcher Simms, B (AP-1st)
Jack Chivington, C (AP-3rd)
Dutch Konemann, B (AP-3rd)
- 1938 J.L. Brooks, G (AP-1st)
Jack Chivington, C (AP-2nd)
- 1939 Bob Ison, E (AP-1st)
Howard Ector, B (AP-2nd)
Neil Cavette, G (AP-3rd)
Buck Murphy, B (AP-3rd)
- 1940 Bob Ison, E (AP-2nd)
Johnny Bosch, B (AP-3rd)
- 1941 Charles Sanders, T (AP-2nd)
George Webb, E (AP-2nd)
- 1942 Harvey Hardy, G (AP-1st)
Clint Castleberry, B (AP-1st)
George Manning, C (AP-2nd)
Jack Marshall, E (AP-3rd)
- 1943 Phil Tinsley, E (AP-1st)
John Steber, G (AP-1st)
Bill Chambers, T (AP-1st)
Eddie Prokop, B (AP-1st)
George Manning, C (AP-2nd)
Frank Beall, G (AP-2nd)
Walt Kilzer, E (AP-2nd)
Mickey Logan, B (AP-2nd)
Jim Wilson, E (AP-3rd)
W.N. Smith, T (AP-3rd)
Charley Hoover, G (AP-3rd)
Frank Broyles, B (AP-3rd)
- 1944 Phil Tinsley, E (AP-1st)
Frank Broyles, E (AP-1st)
Maurice Furchgott, G (AP-2nd)
Allen Bowen, B (AP-2nd)
Roland Phillips, G (AP-3rd)
George Mathews, B (AP-3rd)
- 1945 Bobby Davis, T
Paul Duke, C (AP-2nd)
George Mathews, B (AP-2nd)
George Hills, G (AP-3rd)
Walt Kilzer, E (AP-3rd)
- 1946 Bobby Davis, T (AP-1st)
Paul Duke, C (AP-1st)
Frank Broyles, B (AP-1st)
Bill Healy, G (AP-2nd)
Pat McHugh, B (AP-3rd)

- 1947 Bobby Davis, T (AP-1st)
Bill Healy, G (AP-1st)
Louis Hook, C (AP-3rd)
George Brodnax, E (AP-3rd)
Allen Bowen, B (AP-3rd)
- 1948 Bill Healy, G (AP-1st)
George Brodnax, E (AP-1st)
Frank Ziegler, B (AP-2nd)
Jim Vurgin, G (AP-3rd)
Clay Matthews, T (AP-3rd)
Bob McCoy, B (AP-3rd)
- 1949 Tom Coleman, T (AP-2nd)
Jimmy Jordan, B (AP-2nd)
Dick Harvin, E (AP-3rd)
- 1950 Bob Bossons, C (UPI-1st; AP-3rd)
John Weigle, E (UPI-2nd; AP-3rd)
Bobby North, B (AP-3rd)
- 1951 Lum Snyder, T (AP-1st)
Darrell Crawford, QB (AP-1st; UPI-1st)
Lamar Wheat, DT (AP-1st; UPI-1st)
Ray Beck, G (AP-1st; UPI-1st)
Buck Martin, E (AP-2nd; UPI-2nd)
George Morris, LB (AP-2nd)
Hal Miller, T (AP-3rd)
Leon Hardeman, HB (AP-3rd; UPI-2nd)
Larry Morris, LB (AP-3rd)
- 1952 Pete Brown, C (AP-1st; UPI-2nd)
Hal Miller, T (AP-1st; UPI-2nd)
Leon Hardeman, HB (AP-1st; UPI-1st)
Sam Hensley, DE (AP-1st)
Buck Martin, OE (AP-2nd; UPI-1st)
George Morris, LB (AP-1st; UPI-1st)
Larry Morris, LB (AP-1st; UPI-3rd)
Bobby Moorhead, DB (AP-1st)
Orville Vereen, G (AP-2nd; UPI-2nd)
Jake Shoemaker, OG (AP-2nd)
Ed Gossage G (AP-3rd; UPI-3rd)
Jeff Knox, E (AP-3rd)
Billy Teas, HB (AP-3rd)
Bob Sherman, DT (AP-3rd)
Charlie Brannon, DB (AP-3rd)
- 1953 Larry Morris, C (AP-1st; UPI-1st)
Glen Turner, B (AP-1st; UPI-2nd)
Bob Sherman, T (AP-2nd; UPI-3rd)
Leon Hardeman, B (AP-2nd; UPI-2nd)
Sam Hensley, E (AP-3rd; UPI-2nd)
Billy Teas, B (AP-3rd; UPI-2nd)
Glenn Turner, B (UPI-2nd)
Orville Vereen, G (UPI-2nd)
- 1954 Larry Morris, C (AP-2nd; UPI-1st)
Franklin Brooks, G (AP-1st; UPI-1st)
Henry Hair, E (AP-1st; UPI-1st)
Jimmy Thompson, B (AP-3rd; UPI-3rd)
- 1955 Franklin Brooks, G (AP-1st; UPI-1st)
Henry Hair, E (UPI-1st)
George Volkert, B (AP-2nd; UPI-3rd)
Jimmy Morris, C (UPI-2nd)
Carl Vereen, T (UPI-3rd)
Wade Mitchell (UPI-3rd)

HISTORY

HONORS & AWARDS

- 1956 Don Stephenson, C (AP-1st; UPI-1st)
Ken Owen, B (AP-1st; UPI-3rd)
Allen Ecker, G (AP-2nd; UPI-1st)
Paul Rotenberry, B (AP-2nd; UPI-2nd)
Carl Vereen, T (AP-3rd; UPI-2nd)
Tippy Vann, B (AP-3rd)
Jimmy Johnson, G (UPI-2nd)
Wade Mitchell, QB (UPI-3rd)
George Volkert, B (UPI-3rd)
- 1957 Don Stephenson, C (AP-1st; UPI-1st)
Jerry Nabors, E (AP-2nd; UPI-2nd)
- 1958 Gerald Burch, T (AP-3rd)
Maxie Baughan, C (AP-3rd)
Floyd Faucette, B (AP-3rd)
- 1959 Maxie Baughan, C (AP-1st; UPI-2nd)
Gerald Burch, T (UPI-2nd)
Toby Deese, C (AP-2nd)
Taz Anderson, B (AP-3rd)
Billy Shaw, T (UPI-3rd)
- 1960 Billy Shaw, T (AP-1st; UPI-1st)
Gerald Burch, T (AP-2nd; UPI-2nd)
Billy Williamson, B (AP-2nd; UPI-2nd)
Chick Graning, B (UPI-3rd)
Ed Nutting, T (UPI-3rd)
- 1961 Dave Watson, G (AP-1st; UPI-1st)
Harold Ericksen, G (AP-2nd)
Billy Williamson, B (AP-3rd; UPI-3rd)
Rufus Guthrie, G (UPI-2nd)
- 1962 Rufus Guthrie, G (AP-1st; UPI-1st)
Dave Watson, G (AP-3rd; UPI-1st)
Billy Lothridge, QB (AP-1st; UPI-1st)
Billy Martin, E (AP-2nd; UPI-1st)
Larry Stallings, G (AP-3rd)
Mike McNames, B (AP-3rd; UPI-3rd)
Ted Davis, E (UPI-3rd)
- 1963 Billy Lothridge, QB (AP-1st; UPI-1st)
Billy Martin, E (AP-1st; UPI-1st)
Dave Simmons, C (AP-2nd)
Ted Davis, E (UPI-3rd)

SEC COACH OF THE YEAR

- 1939 William Alexander (Nashville Banner)
- 1951 Bobby Dodd (AP)

INDEPENDENT

ALL-SOUTHERN INDEPENDENT (1968-78)

- 1968 John Sias, SE
Joel Stevenson, TE
Buck Shiver, LB
Billy Kinard, DB
- 1969 Rock Perdoni, DT
Jeff Ford, DB
John Riggle, LB
Joe Vitunic, OG
- 1970 Brent Cunningham, HB
Bill Flowers, LB
Jeff Ford, DB
Richard Gardner, OG
Rick Lantz, OT
Rock Perdoni, DT
- 1971 Rick Lantz, OT

FIRST-TEAM ALL-ACC SELECTIONS BY POSITION / YEAR

YEAR	ACC#	RB	QB	WR	TE	OL	DL	LB	DB	P	K	SP	TOTAL
1982	8	1	-	-	-	-	-	-	-	-	-	-	1
1983	8	-	-	-	-	-	-	-	-	-	-	-	0
1984	8	1	1	-	1	1	-	-	-	-	-	-	4
1985	8	-	-	-	-	-	1	1	1	-	-	-	3
1986	8	-	-	-	-	1	1	-	1	-	-	-	3
1987	8	-	-	-	-	-	-	-	-	-	-	-	0
1988	8	-	-	-	-	-	-	1	1	-	-	-	2
1989	8	1	-	-	-	-	-	1	1	-	-	-	3
1990	8	-	-	-	-	1	-	2	2	-	-	-	5
1991	9	-	-	-	-	1	1	1	1	-	-	-	4
1992	9	-	-	-	-	-	1	-	-	-	1	-	2
1993	9	1	-	-	-	-	-	-	-	-	-	-	1
1994	9	-	-	1	-	-	-	-	-	-	-	-	1
1995	9	-	-	-	-	-	-	-	-	-	-	-	0
1996	9	-	-	1	-	1	-	-	-	-	-	-	2
1997	9	-	-	-	-	-	-	-	-	1	-	-	1
1998	9	-	1	-	-	1	-	-	-	1	-	-	3
1999	9	-	1	1	-	1	-	-	-	-	-	-	3
2000	9	-	-	-	-	2	1	-	-	-	1	-	4
2001	9	1	-	1	-	1	1	-	-	-	1	1	6
2002	9	-	-	-	-	-	-	-	1	-	-	-	1
2003	9	1	-	-	-	1	1	1	1	-	-	-	5
2004	11	-	-	1	-	-	-	-	1	-	-	-	2
2005	12	-	-	1	-	-	-	-	-	-	-	-	1
2006	12	-	-	1	-	-	1	-	1	1	-	-	4
2007	12	1	-	-	-	1	1	-	-	1	1	-	5
2008	12	1	-	-	-	1	2	-	-	-	-	-	4
2009	12	1	1	1	-	2	1	-	-	-	-	-	6
2010	12	1	-	-	-	1	-	-	-	-	-	-	2
2011	12	-	-	-	-	1	-	-	-	-	-	-	1
2012	12	-	-	-	-	1	-	-	-	-	-	-	1
2013	14	-	-	-	-	1	1	-	-	-	-	-	2
2014	14	-	-	-	-	-	-	-	-	-	-	-	0
2015	12	-	-	-	-	-	-	-	-	-	-	-	0
TOTAL		10	4	8	1	19	13	7	11	4	4	1	82

ACC# denotes number of teams competing in the ACC that particular season

ACC

ALL-ACC

- 1982 Robert Lavette, TB
- 1984 John Dewberry, QB
Tony Kepano, G (AP)
Robert Lavette, TB
Ken Whisenhunt, TE
- 1985 Cleve Pounds, DB
Ted Roof, LB
Pat Swilling, DE
- 1986 Kyle Ambrose, DT
John Davis, C
Riccardo Ingram, DB
- 1988 Cedric Stallworth, DB
Willis Crockett, LB
- 1989 Jerry Mays, RB (AP - 1st, UPI - 1st)
Eric Thomas, LB (AP - 1st, UPI - 1st)
Ken Swilling, DB (AP - 1st, UPI - 1st)
Darryl Jenkins, T (AP - 2nd)
- 1990 Willie Burks, DT (AP - 2nd)
- Ken Swilling, FS (1st)
Calvin Tiggie, ILB (1st)
Willie Clay, CB (1st)
Joe Siffri, G (1st)
Marco Coleman, OLB (1st)
Tom Covington, TE (2nd)
Emmett Merchant, WR (2nd)

- Jeremiah McClary, DT (2nd)
Shawn Jones, QB (2nd)
Darryl Jenkins, T (2nd)
- 1991 Willie Clay, CB (1st)
Marco Coleman, OLB (1st)
Mike Mooney, T (1st)
Coleman Rudolph, DT (1st)
Shawn Jones, QB (2nd)
Greg Lester, FL (2nd)
Jerrelle Williams, ILB (2nd)
- 1992 Coleman Rudolph, DT (1st)
Scott Sisson, K (1st)
- 1993 Dorsey Levens, RB (1st)
Jamal Cox, ILB (2nd)
William Bell, RB (3rd)
Brian Bravy, G (3rd)
Michael Cheever, C (3rd)
- 1994 Jason Bender, FL (1st)
Jamal Cox, ILB (2nd)
Brian Bravy, G (2nd)
Lethon Flowers, CB (2nd)
- 1995 Michael Cheever, C (2nd)
Al Jackson, NG (2nd)
Nathan Perryman, CB (2nd)
Ron Rogers, ILB (2nd)
C.J. Williams, TB (2nd)
- 1996 Curtis McGee, T (1st)
Harvey Middleton, FL (1st)
Nathan Perryman, CB (2nd)

HONORS & AWARDS

1997	Rodney Williams, P (1st) Keith Brooking, LB (2nd) Ken Celaj, T (2nd) Ralph Hughes, DE (2nd)		KaMichael Hall, LB (hm)
1998	Joe Hamilton, QB (1st) Craig Page, C (1st) Rodney Williams, P (1st) Jason Burks, G (2nd) Charlie Rogers, SP (2nd) Jesse Tarplin, DE (2nd) Travares Tillman, FS (2nd) Dez White, SE (2nd)		2007
1999	Joe Hamilton, QB (1st) Jon Carman, T (1st) Kelly Campbell, FL (1st) Jason Burks, G (2nd) Travares Tillman, FS (2nd) Dez White, SE (2nd)		Travis Bell, PK (1st) Durant Brooks, P (1st) Tashard Choice, RB (1st) Andrew Gardner, OT (1st) Vance Walker, DT (1st) Darrell Robertson, DE (2nd) Kevin Tuminello, C (2nd) Philip Wheeler, LB (2nd) Jamal Lewis, S (hm)
2000	Chris Brown, T (1st) Greg Gathers, DE (1st) Brent Key, G (1st) Luke Manget, PK (1st) Kelly Campbell, WR/SP (2nd) George Godsey, QB (2nd) Jeremy Muiyres, DB (2nd) Nick Rogers, DE (2nd)		2008
2001	Joe Burns, RB (1st) Kelly Campbell, WR (1st) Nat Dorsey, T (1st) Greg Gathers, DE (1st) Luke Manget, PK (1st) Kelley Rhino, SP (1st) Jeremy Muiyres, DB (2nd) Nick Rogers, DE (2nd)		Jonathan Dwyer, RB (1st) Andrew Gardner, OT (1st) Michael Johnson, DE (1st) Vance Walker, DT (1st) Morgan Burnett, S (2nd) Cord Howard, OL (2nd) Darryl Richard, DT (2nd) Derrick Morgan, DE (hm)
2002	Jeremy Muiyres, DB (1st) Nat Dorsey, T (2nd) Luke Manget, PK (2nd) Kerry Watkins, WR (2nd) Recardo Wimbush, LB (2nd)		2009
2003	James Butler, FS (1st) P.J. Daniels, RB (1st) Keyaron Fox, LB (1st) Eric Henderson, DE (1st) Hugh Reilly, C (1st) Jonathan Smith, WR (2nd)		Sean Bedford, OL (1st) Jonathan Dwyer, RB (1st) Cord Howard, OL (1st) Derrick Morgan, DE (1st) Joshua Nesbitt, QB (1st) Demaryius Thomas, WR (1st) Morgan Burnett, S (2nd) Brad Jefferson, LB (hm)
2004	James Butler, FS (1st) Calvin Johnson, WR (1st) Travis Bell, PK (2nd) Eric Henderson, DE (2nd) Gerris Wilkinson, LB (2nd) Chris Reis, LB (hm)		2010
2005	Calvin Johnson, WR (1st) P.J. Daniels, RB (2nd) Eric Henderson, DE (2nd) Dawan Landry, FS (2nd) Gerris Wilkinson, LB (2nd) Brad Honeycutt, OT (hm)		Anthony Allen, RB (1st) Sean Bedford, C (1st) Omoregie Uzzi, G (2nd)
2006	Joe Anoai, DT (1st) Durant Brooks, P (1st) Calvin Johnson, WR (1st) Jamal Lewis, S (1st) Tashard Choice, RB (2nd) Adamm Oliver, DE (2nd) Philip Wheeler, LB (2nd) Reggie Ball, QB (hm) Andrew Gardner, OT (hm)		2011
			Omoregie Uzzi, G (1st) Julian Burnett, LB (2nd) Jeremiah Attaochu, LB (hm) Rod Sweeting, CB (hm)
			2012
			Omoregie Uzzi, G (1st – M,C) Jeremiah Attaochu, LB (hm – M,C) T.J. Barnes, DT (hm – C) Jay Finch, C (hm – M,C) Jamal Golden, SP (hm – C) Will Jackson, OL (hm – M) Orwin Smith, RB (hm – M,C)
			2013
			Shaquille Mason, G (1st – M; 3rd – C) Jeremiah Attaochu, DE (1st – C; 2nd – M) Robert Godhigh, RB (hm – M) Will Jackson, OL (hm – M) David Sims, RB (hm – M, C) Zach Laskey, BB (2nd – M, C) Shaquille Mason, OG (2nd – M, C) Quayshawn Nealy, LB (2nd – C, 3rd – M) DeAndre Smelter, WR (2nd – C, 3rd – M) Justin Thomas, QB (2nd – C, 3rd – M) Jamal Golden, DB (3rd – M, C) Freddie Burden, C (hm – M) Bryan Chamberlain, OT (hm – M) P.J. Davis, LB (hm – M) Synjyn Days, BB (hm – M, C) KeShun Freeman, DE (hm – M) Jamal Golden, RET (hm – M) D.J. White, DB (hm – M)
			2014
			Adam Gotsis, DL (2nd – M, C) Zach Laskey, BB (2nd – M, C) Shaquille Mason, OG (2nd – M, C) Quayshawn Nealy, LB (2nd – C, 3rd – M) DeAndre Smelter, WR (2nd – C, 3rd – M) Justin Thomas, QB (2nd – C, 3rd – M) Jamal Golden, DB (3rd – M, C) Freddie Burden, C (hm – M) Bryan Chamberlain, OT (hm – M) P.J. Davis, LB (hm – M) Synjyn Days, BB (hm – M, C) KeShun Freeman, DE (hm – M) Jamal Golden, RET (hm – M) D.J. White, DB (hm – M)
			2015
			Adam Gotsis, DT (3rd - C, hm - M) Freddie Burden, C (hm - C) Trey Braun, OL (hm - M) Bryan Chamberlain, OL (hm - M)

M – Media, C – Coaches

ACC PLAYERS OF THE WEEK

2004		
9/13	Rookie	Calvin Johnson
10/11	Defensive Lineman	Eric Henderson
10/18	Rookie	Calvin Johnson
11/8	Rookie	Rashaun Grant
	Defensive Back	Reuben Houston
11/15	Rookie	Calvin Johnson
11/22	Rookie	Calvin Johnson
2005		
9/6	Offensive Lineman	Brad Honeycutt
9/12	Offensive Back	Reggie Ball
10/31	Defensive Lineman	Eric Henderson
11/21	Defensive Back	KaMichael Hall
	Specialist	Ben Arndt
2006		
9/11	Defensive Back	Jamal Lewis
9/25	Offensive Back	Calvin Johnson
10/2	Offensive Back	Calvin Johnson
	Defensive Lineman	Philip Wheeler
10/9	Defensive Back	KaMichael Hall
10/30	Defensive Lineman	Philip Wheeler
	Specialist	Durant Brooks
11/6	Offensive Back	Calvin Johnson
11/20	Specialist	Durant Brooks
2007		
9/4	Offensive Lineman	Andrew Gardner
	Specialist	Travis Bell
9/10	Rookie	Jonathan Dwyer
10/1	Offensive Lineman	Kevin Tuminello
10/15	Offensive Back	Tashard Choice
	Offensive Lineman	Andrew Gardner
11/19	Specialist	Durant Brooks
2008		
9/1	Offensive Lineman	Andrew Gardner
9/8	Defensive Lineman	Darryl Richard
9/22	Offensive Lineman	Andrew Gardner
10/6	Rookie	Jaybo Shaw
10/13	Defensive Lineman	Derrick Morgan
11/3	Defensive Lineman	Michael Johnson
12/1	Offensive Back	Roddy Jones
2009		
9/12	Defensive Lineman	Derrick Morgan
9/12	Specialist	Scott Blair
9/26	Offensive Lineman	Sean Bedford
	Defensive Back	Morgan Burnett
10/3	Defensive Lineman	Brad Jefferson
10/10	Offensive Lineman	Cord Howard
10/17	Offensive Lineman	Sean Bedford
11/14	Offensive Lineman	Cord Howard
	Defensive Lineman	Ben Anderson

HONORS & AWARDS

2010

9/7	Offensive Lineman	Sean Bedford
9/20	Defensive Lineman	Izaan Cross
	Specialist	Scott Blair
10/4	Specialist	Scott Blair
10/10	Offensive Back	Anthony Allen
11/22	Defensive Back	Mario Butler

2011

9/6	Receiver	Stephen Hill
9/19	Offensive Lineman	Omoregie Uzzi
9/26	Offensive Lineman	Omoregie Uzzi
	Linebacker	Jeremiah Attaochu
	Defensive Back	Isaiah Johnson
10/3	Specialist	Justin Moore
10/17	Defensive Back	Rod Sweeting
10/31	Defensive Back	Jemea Thomas

2012

9/17	Offensive Lineman	Will Jackson
11/5	Linebacker	Jeremiah Attaochu
11/12	Linebacker	Quayshawn Nealy
	Specialist	Jamal Golden

2013

9/16	Offensive Back	Vad Lee
	Offensive Lineman	Shaquille Mason
9/23	Offensive Lineman	Shaquille Mason
10/21	Linebacker	Quayshawn Nealy
10/28	Defensive Back	Jemea Thomas
11/4	Defensive Back	Jemea Thomas
11/30	Defensive Lineman	Jeremiah Attaochu

2014

9/22	Offensive Back	Justin Thomas
	Linebacker	P.J. Davis
10/6	Offensive Lineman	Shaquille Mason
10/27	Defensive Back	Isaiah Johnson
11/3	Defensive Lineman	KeShun Freeman
11/10	Offensive Back	Synjyn Days
	Offensive Lineman	Shaquille Mason
	Linebacker	Quayshawn Nealy
11/17	Receiver	DeAndre Smelter
	Linebacker	P.J. Davis
12/1	Co-Offensive Lineman	Shaquille Mason
	Defensive Back	D.J. White

2015

10/9	Rookie	Marcus Marshall
10/26	Defensive Back	Jamal Golden
10/26	Specialist	Lance Austin

ACC PLAYER OF THE YEAR

1999	Joe Hamilton, QB
2006	Calvin Johnson, WR
2008	Jonathan Dwyer, RB

ACC OFFENSIVE PLAYER OF THE YEAR

2008	Jonathan Dwyer, RB
------	--------------------

ACC DEFENSIVE PLAYER OF THE YEAR

2009	Derrick Morgan, DE
------	--------------------

ACC ROOKIE OF THE YEAR

1983	Cory Collier, TB
1985	Jerry Mays, TB
1989	Shawn Jones, QB
1991	Jimmy Lincoln, RB
2003	Reggie Ball, QB
2004	Calvin Johnson, WR

ACC COACH OF THE YEAR

1985	Bill Curry
1990	Bobby Ross
1998	George O'Leary
2000	George O'Leary
2008	Paul Johnson
2009	Paul Johnson
2014	Paul Johnson (M, C)

JACOBS BLOCKING TROPHY

1998	Craig Page, C
------	---------------

BRIAN PICCOLO AWARD

ACC'S MOST COURAGEOUS PLAYER

1989	Jerry Mays, RB
2000	Ed Wilder, FB
2013	Robert Godhigh, RB

ANTHONY J. MCKEVLIN AWARD

ACC MALE ATHLETE OF THE YEAR

1987	Riccardo Ingram
2000	Joe Hamilton

ACC 50th ANNIVERSARY TEAM

SELECTED IN 2002

Marco Coleman, OLB
Joe Hamilton, QB
Ken Swilling, DB

TWO-TIME FIRST-TEAM ALL-ACC

Robert Lavelle	1982, 1984
Ken Swilling	1989, 1990
Willie Clay	1990, 1991
Coleman Rudolph	1991, 1992
Rodney Williams	1997, 1998
Joe Hamilton	1998, 1999
Kelly Campbell	1999, 2001
Greg Gathers	2000, 2001
Luke Manget	2000, 2001
James Butler	2003, 2004
Durant Brooks	2006, 2007
Andrew Gardner	2007, 2008
Vance Walker	2007, 2008
Jonathan Dwyer	2008, 2009
Sean Bedford	2009, 2010
Omoregie Uzzi	2011, 2012

THREE-TIME FIRST-TEAM ALL-ACC

Marco Coleman	1990, 1991, 1992
Calvin Johnson	2004, 2005, 2006

ALL-STAR GAMES

SENIOR BOWL

MOBILE, ALA.

1951	Bob Bosssons, C
1952	Ray Beck, G
	Ken Snyder, T
	Lamar Wheat, T
1954	Dave Davis, E
	Glenn Turner, B
1955	Bill Sennett, E
1957	Wade Mitchell, QB
	George Volkert, B
1958	Jerry Nabors, E
1961	Taz Anderson, B
	Gerald Burch, E
	Billy Shaw, T
1963	Rufus Guthrie, G
	Larry Stallings, G
1964	Ted Davis, C
	Billy Lothridge, B
	Billy Martin, E
1965	Bill Curry, C
1975	Jimmy Robinson, WR
1978	Lucius Sanford, LB
1979	Don Bessillieu, DB
	Kent Hill, OL
1982	Mike Kelley, QB
1985	Robert Lavelle, RB
1986	Pat Swilling, DE
	Mike Travis, DB
1990	Darryl Jenkins, T
1991	Ken Swilling, DB
	Willie Clay, DB
	Mike Mooney, T
1992	Coleman Rudolph, DT
1994	Jamal Cox, ILB
1995	Michael Cheever, C
	Ryan Stewart, SS
1996	Nathan Perryman, CB
1997	Keith Brooking, LB
1999	Joe Hamilton, QB
2000	Chris Brown, T
2001	Kelly Campbell, WR
2003	Keyaron Fox, LB
	Daryl Smith, LB
2004	James Butler, FS
2005	Gerris Wilkinson, LB
2006	Mansfield Wrotto, T
2007	Durant Brooks, P
	Tashard Choice, RB
	Gary Guyton, LB
	Darrell Robertson, DE
	Philip Wheeler, LB
2008	Michael Johnson, DE
	Vance Walker, DT
2010	Anthony Allen, RB
2013	Jeremiah Attaochu, DE
	Jemea Thomas, DB
2014	Shaquille Mason, OG
	Darren Waller, WR

ALL-STAR GAMES

BLUE-GRAY GAME MONTGOMERY, ALA.

- 1945 Paul Duke, C
- 1948 George Brodnax, E
- 1962 Mike McNames, FB
Bobby Caldwell, C
Ed Griffin, T
- 1970 Richard Gardner, G
Bubba Hoats, DB
- 1972 Rick Lantz, T
Brad Bourne, T
- 1974 Jimmy Robinson, WR
Billy Shields, T
Joe Harris, LB
Randy Rhino, DB
- 1975 Rick Gibney, T
- 1979 Henry Johnson, LB
Al Richardson, LB
- 1980 Ben Utt, G
- 1981 Mike Kelley, QB
- 1982 David Lutz, T
- 1986 Reginald Rutland, DB
Gary Lee, WR
John Davis, G
- 1987 Rick Strom, QB
Paul Jurgensen, DE
- 1989 Sean Smith, DT
- 1992 Shawn Jones, QB
- 1993 Dorsey Levens, RB
- 1994 Jamal Cox, ILB

HULA BOWL HONOLULU / MAUI, HAWAII

- 1955 Larry Morris, C
- 1958 Don Stephenson, C
- 1960 Maxie Baughan, C
- 1963 Dave Watson, G
- 1971 Renso Perdoni, T
- 1972 Smylie Gebhart, DE
Jeff Ford, DB
- 1975 Randy Rhino, DB
- 1979 Eddie Lee Ivery, RB
- 1984 Jack Westbrook, DB
- 1985 Robert Lavette, RB
- 1988 Willis Crockett, LB
- 1991 Ken Swilling, DB
- 1993 Dorsey Levens, RB
- 1997 Harvey Middleton, SE
- 2003 Hugh Reilly, C
- 2005 P.J. Daniels, RB
Damarius Bilbo, WR

GRIDIRON CLASSIC ORLANDO, FLA.

- 1998 Jason Bostic, CB
Delaunta Cameron, LB
Craig Page, C
Jesse Tarplin, DE
Chris Myers, TE
- 2000 Felipe Claybrooks, DE
Brent Key, G
- 2001 George Godsey, QB
Nick Rogers, DE

- 2002 Kerry Watkins, WR
Recardo Wimbush, LB
- 2003 Hugh Reilly, C
- 2004 Nate Curry, WR
Jimmy Dixon, FB
Darius Williams, TE

EAST-WEST SHRINE GAME

VARIOUS SITES

- 1925 Douglas Wycoff, FB
- 1967 Randall Edmunds, LB
- 1968 Terry Story, OT
- 1976 Leo Tierney, C
- 1978 Don Bessillieu, DB
- 1997 Ron Rogers, LB
- 1998 Rodney Williams, P
- 2001 George Godsey, QB
Chris Young, DB
- 2003 Daryl Smith, LB
- 2005 Gerris Wilkinson, LB
Dawan Landry, S
Eric Henderson, DE
- 2006 KaMichael Hall, LB
Kenny Scott, CB
- 2007 Gary Guyton, LB
- 2008 Darryl Richard, DT
Jahi Word-Daniels, CB
- 2009 Cord Howard, G
- 2010 Mario Butler, CB
- 2013 Izaan Cross, DE
Rod Sweeting, CB
- 2013 Jemea Thomas, DB
- 2014 Darren Waller, WR
- 2015 Jamal Golden, DB
D.J. White, DB

COLLEGE ALL-STAR BOWL

GREENVILLE, S.C.

- 2013 Jay Finch, C
Will Jackson, OL
Robert Godhigh, RB
David Sims, RB
- 2014 Synjyn Days, RB

JAPAN BOWL

TOKYO, JAPAN

- 1985 Andy Hearn, C
- 1986 John Davis, T
- 1989 Jerry Mays, RB

LAS VEGAS ALL-AMERICAN CLASSIC

LAS VEGAS, NEV.

- 2003 Jonathan Smith, WR
- 2004 Andy Tidwell-Neal, C
Kyle Wallace, T
- 2005 Chris Reis, S

NFLPA COLLEGIATE CLASSIC

CARSON, CALIF.

- 2013 Orwin Smith, AB
- 2015 Patrick Skov, BB

RAYCOM ALL-STAR FOOTBALL CLASSIC MONTGOMERY, ALA.

- 2013 T.J. Barnes, DE
Travares Tillman, DB

#PROJACKETS IN NFL DRAFT

GEORGIA TECH'S FIRST ROUND DRAFT SELECTIONS

YEAR	RD	PK	NAME, POS.	TEAM	YEAR	RD	PK	NAME, POS.	TEAM
1945	1	4	Eddie Prokop, B	Boston Patriots	1992	1	12	Marco Coleman	Miami Dolphins
1955	1	6	Larry Morris	Los Angeles Rams	1998	1	12	Keith Brooking	Atlanta Falcons
1963	1	10	Rufus Guthrie	Los Angeles Rams	2007	1	2	Calvin Johnson, WR	Detroit Lions
1964	1	8	Ted Davis	San Diego Chargers	2010	1	22	Demaryius Thomas, WR	Denver Broncos
1979	1	15	Eddie Lee Ivery	Green Bay Packers	2010	1	16	Derrick Morgan	Tennessee Titans
1979	1	26	Kent Hill	Los Angeles Rams					

EARLY ERA

1936-59

YEAR	RD	PK	NAME, POS.	TEAM
1937	10	92	Middleton Fitzsimmons, G	Chicago Cardinals
1938	5	38	M.J. "Dutch" Konemann, B	New York Giants
	8	70	Fletcher Sims, B	Chicago Bears
1940	20	188	Buck Murphy, B	Washington Redskins
1943	26	243	Harvey Hardy G,	Brooklyn Dodgers
1944	17	172	Ed Ryckley E,	Chicago Bears
1945	1	4	Eddie Prokop, B	Boston Yanks
	7	61	John Steber, G	Washington Redskins
1946	3	19	Frank Broyles, QB	Chicago Bears
	4	30	Paul Duke, C	New York Giants
	12	108	W.P. McHugh, P	Philadelphia Eagles
	14	126	George Hills, G	Green Bay Packers
	16	146	Dean Gaines, T	Green Bay Packers
	27	256	Ed Holtsinger, B	Green Bay Packers
	27	258	Chuck Murdoch, E	Detroit Lions
	27	259	Roland Phillips, T	Washington Redskins
	30	289	William O. (Tex) Ritter, B	Washington Redskins
1947	6	44	Bob Davis, T	New York Giants
	12	100	George B. Hills, G	Green Bay Packers
	2	10	Bob Davis, T	Buffalo Bills [AAFC]
	3	22	Paul Duke, C	San Francisco 49ers [AAFC]
	10	78	Frank Broyles, QB	San Francisco 49ers [AAFC]
	11	87	Bill Healy, G	New York Yankees [AAFC]
	13	100	R.J. Jordan, E	Chicago Rockets [AAFC]
1948	5	29	Bill Healy, G	Boston Yanks
	16	145	Jim Still, QB	Chicago Cardinals
	18	156	George Mathews, B	New York Giants
	28	262	J.L. Bowen, B	Pittsburgh Steelers
	20	133	Frank Ziegler, B	Los Angeles Dons [AAFC]
	26	181	Jim Still, QB	Los Angeles Dons [AAFC]
1949	3	29	Frank Ziegler, B	Philadelphia Eagles
	5	42	George Brodnax, E	Detroit Lions
	8	80	Joe E. Brown, B	Chicago Cardinals
	25	247	Clay Matthews, T	Los Angeles Rams
	5	36	George Brodnax, E	San Francisco 49ers [AAFC]
	15	112	L.E. Glenn, T	New York Yankees [AAFC]
	16	125	J.L. Bowen, B	Cleveland Browns [AAFC]
1951	13	148	Dick Harvin, E	San Francisco 49ers
	14	169	Rob McCoy, B	Los Angeles Rams
	15	177	Bobby North, B	Philadelphia Eagles
	27	316	Bob Bossons, C	Green Bay Packers
1952	2	23	Ray Beck, G	New York Giants
	3	29	Lum Snyder, T	Philadelphia Eagles
	17	195	Darrell Crawford, B	Chicago Cardinals
1953	2	21	George Morris, C	San Francisco 49ers
	4	39	Buck Martin, E	Chicago Cardinals
	5	57	Hal Miller, T	San Francisco 49ers
	10	118	Pete Brown, G	San Francisco 49ers
	13	146	Bobby Moorhead, B	Baltimore Colts
	23	272	Jeff Knox, E	Philadelphia Eagles
1954	3	34	Henry Hair, E	Los Angeles Rams
	7	77	Glenn Turner, HB	Baltimore Colts
	9	99	Dave Davis, E	Green Bay Packers
	13	154	Sam Hensley, E	Los Angeles Rams
	15	171	Ed Gossage, T	San Francisco 49ers
	16	190	Roger Frey, T	Los Angeles Rams

YEAR	RD	PK	NAME, POS.	TEAM
	19	226	Frank Givens, T	Los Angeles Rams
	23	269	Leon Hardeman, HB	Baltimore Colts
	27	293	Pepper Rodgers, QB	Baltimore Colts
	27	317	Bill Sennett, E	Baltimore Colts
1955	1	7	Larry Morris, C	Los Angeles Rams
	8	91	Billy Teas, RB	Los Angeles Rams
	14	160	John Lee, B	Baltimore Colts
	21	246	Rees Phenix, T	Pittsburgh Steelers
1956	20	234	Dickie Mattison, B	Chicago Cardinals
	25	299	Franklin Brooks, G	Washington Redskins
1957	4	41	Carl Vereen, T	Green Bay Packers
	6	66	George Volkert, B	Pittsburgh Steelers
	12	141	Wade Mitchell, QB	Washington Redskins
	21	249	Sam Owen, B	Washington Redskins
	26	309	Paul Rotenberry, RB	Washington Redskins
	27	321	Ormand Anderson, T	Washington Redskins
1958	3	28	Stan Flowers, RB	Washington Redskins
	16	182	Arley Finley, T	Green Bay Packers
	19	222	Don Stephenson, C	Washington Redskins
	30	353	Ted Smith, E	Washington Redskins
1959	11	122	Floyd Faucette, B	Chicago Cardinals
	17	197	Jack Rudolph, LB	Detroit Lions
	18	206	Jim Benson, B	Philadelphia Eagles
	20	234	Toby Deese, T	San Francisco 49ers

AFL/NFL ERA

1960-66

YEAR	RD	PK	NAME, POS.	TEAM
1960	2	20	Maxie Baughan, C	Philadelphia Eagles
	6	67	Emmett Wilson, T	Philadelphia Eagles
	7	80	Taz Anderson, HB	Cleveland Browns
			Jack Rudolph, LB	Boston Patriots [AFL]
			Taz Anderson, HB	Dallas Texans [AFL]
			Toby Deese, T-G	Dallas Texans [AFL]
			Tom Roberts, T-G	Denver Broncos [AFL]
			Emmett Wilson, T	Denver Broncos [AFL]
			Floyd Faucette, HB	Los Angeles Chargers [AFL]
			Maxie Baughan, C	Minneapolis [AFL]
1961	2	27	Ed Nutting, T	Cleveland Browns
	9	120	Chick Graning, HB	St. Louis Cardinals
	14	184	Billy Shaw, T	Dallas Cowboys
	20	270	Al Lederle, E	Los Angeles Rams
	2		Billy Shaw, T	Buffalo Bills [AFL]
	11		Marvin Tibbets, HB	Dallas Texans [AFL]
	13		Gerald Burch, E	Oakland Raiders [AFL]
	15		Ed Nutting, T	Dallas Texans [AFL]
	18		Chick Graning, HB	Denver Broncos [AFL]
1962	17	227	Dave Steadman, T	Los Angeles Rams
	19	264	Harold Erickson, G	Philadelphia Eagles
	23	179	Russ Foret, T	Dallas Texans [AFL]
	33	263	Al Lederle, E	Houston Oilers [AFL]
1963	1	10	Rufus Guthrie, G	Los Angeles Rams
	5	57	Joe Auer, HB	Los Angeles Rams
	9	122	Dave Watson, LB	Chicago Bears
	12	162	Bob Caldwell, C	Washington Redskins
	14	190	Tom Windinger, HB	Washington Redskins
	18	241	Larry Stallings, LB	St. Louis Cardinals
	2	10	Rufus Guthrie, G	San Diego Chargers [AFL]

#PROJACKETS IN NFL DRAFT

YEAR	RD	PK	NAME, POS.	TEAM
	9	68	Larry Stallings, LB	Buffalo Bills [AFL]
	11	87	Dave Watson, LB	Boston Patriots [AFL]
	15	120	Joe Auer, HB	Dallas Texans [AFL]
1964	2	21	Billy Martin, E	Chicago Bears
	4	50	Ted Davis, LB	Baltimore Colts
	6	73	Bill Lothridge, QB	Dallas Cowboys
	20	279	Bill Curry, C	Green Bay Packers
	1	8	Ted Davis, LB	San Diego Chargers [AFL]
	2	10	Bill Martin, E	Kansas City Chiefs [AFL]
	12	95	Bill Lothridge, QB	Oakland Raiders [AFL]
	23	183	Bill Curry, C	Oakland Raiders [AFL]
1965	2	22	Dave Simmons, LB	St. Louis Cardinals
	2	26	Gerry Bussell, HB	Cleveland Browns
	9	125	Tom Bleick, HB	Baltimore Colts
	17	231	Dave Austin, E	Philadelphia Eagles
	5		Dave Simmons, LB	Buffalo Bills [AFL]
	9		Gerry Bussell, HB	Denver Broncos [AFL]
	9		Tom Bleick, HB	Houston Oilers [AFL-R]
	10		Dave Austin, E	New York Jets [AFL-R]
1966	12	176	Craig Baynham, E	Dallas Cowboys
	17	255	Jim Breland, C	San Francisco 49ers
	18	264	Bill Mooror, C	Philadelphia Eagles
	9		Craig Baynham, E	Miami Dolphins [AFL-R]
	10		Bill Mooror, C	Buffalo Bills [AFL-R]

COMMON DRAFT ERA 1967-69

YEAR	RD	PK	NAME, POS.	TEAM
1967	13	322	Lamar Wright, G	Detroit Lions
	15	374	Sam Burke, DB	Detroit Lions
1968	7	171	Lenny Snow, RB	Minnesota Vikings
	8	217	Randall Edmunds, LB	Miami Dolphins
	11	282	Kim King, QB	Pittsburgh Steelers
1969	9	232	Larry Good, QB	Baltimore Colts
	13	321	John Sias, WR	Denver Broncos
	15	384	Joel Stevenson, TE	Cleveland Browns
	17	421	Terry Story, T	Cincinnati Bengals

MODERN ERA 1970-PRESENT

YEAR	RD	PK	NAME, POS.	TEAM
1971	16	396	Steve Harkey, WR	New York Jets
1973	16	408	Mike Oven, TE	San Francisco 49ers
	17	420	Eddie McAshan, QB	New England Patriots
1975	6	136	Billy Shields, T	San Diego Chargers
	8	197	Joe Harris, LB	Chicago Bears
	14	343	Randy Rhino, DB	New Orleans Saints
	15	367	Jimmy Robinson, WR	Atlanta Falcons
1976	2	59	Steve Raible, WR	Seattle Seahawks
	11	310	Rick Gibney, DT	Baltimore Colts
	16	432	Jeff Urczyk, G	Seattle Seahawks
	17	483	Danny Myers, QB	St. Louis Cardinals
1977	7	189	David Sims, RB	Seattle Seahawks
	11	283	Tony Daykin, LB	Detroit Lions
	12	325	Leo Tierney, C	Cleveland Browns
1978	3	66	Reggie Wilkes, LB	Philadelphia Eagles
	4	89	Lucius Sanford, LB	Buffalo Bills
	6	147	Randy Pass, G-C	New York Giants
1979	1	15	Eddie Lee Ivery, RB	Green Bay Packers
	1	26	Kent Hill, T	Los Angeles Rams
	5	134	Don Bessillieu, DB	Miami Dolphins
	8	201	Roy Simmons, G	New York Giants
	11	298	Michael Taylor, T	Houston Oilers
	11	299	Mike Blanton, DE	Miami Dolphins
	12	328	Drew Hill, WR	Los Angeles Rams
1980	7	174	Henry Johnson, LB	Minnesota Vikings
	8	201	Al Richardson, LB	Atlanta Falcons
	10	266	Tom Daniel, C	New England Patriots
1982	6	149	Mike Kelley, QB	Atlanta Falcons

#PROJACKETS IN NFL DRAFT BY TEAM SINCE 1970

TEAM	TOT	1	2	3	4	5	6	7	8	9	10+
Arizona	1	-	-	-	-	-	-	-	-	-	1
Atlanta	6	1	-	-	-	-	1	1	-	-	2
Baltimore	5	-	-	-	1	1	1	-	-	-	2
Buffalo	4	-	1	-	1	-	-	2	-	-	-
Chicago	3	-	-	1	-	-	-	1	1	-	-
Cincinnati	2	-	-	1	-	-	-	-	-	-	1
Cleveland	1	-	-	-	-	-	-	-	-	-	1
Dallas	3	-	-	-	2	1	-	-	-	-	-
Denver	3	1	1	-	-	-	-	1	-	-	-
Detroit	5	1	-	1	-	-	-	-	1	-	2
Green Bay	5	1	-	1	-	2	-	-	-	-	1
Houston	4	-	1	-	1	-	-	-	-	-	2
Indianapolis	1	-	-	1	-	-	-	-	-	-	-
Jacksonville	2	-	2	-	-	-	-	-	-	-	-
Kansas City	4	-	1	1	-	-	2	-	-	-	-
Miami	4	1	-	-	-	1	1	-	-	-	1
Minnesota	5	-	-	-	2	-	1	2	-	-	-
New England	6	-	-	-	-	1	1	1	-	-	3
New Orleans	3	-	-	1	-	-	-	-	-	-	2
New York Giants	4	-	-	1	-	-	1	-	2	-	-
New York Jets	5	-	2	-	-	-	-	-	-	-	3
Philadelphia	1	-	-	1	-	-	-	-	-	-	-
Pittsburgh	3	-	-	-	-	2	1	-	-	-	-
St. Louis	4	1	-	1	-	-	-	1	-	-	1
San Diego	3	-	1	-	-	-	1	-	-	-	1
San Francisco	2	-	-	-	-	-	-	-	-	-	2
Seattle	5	-	1	-	1	1	-	1	-	-	1
Tampa Bay	3	-	-	-	-	-	-	3	-	-	-
Tennessee	1	1	-	-	-	-	-	-	-	-	-
Washington	2	-	-	-	1	-	1	-	-	-	-
TOTALS	100	7	11	10	9	9	11	13	5	0	25

YEAR	RD	PK	NAME, POS.	TEAM
1983	2	34	David Lutz, OL	Kansas City Chiefs
	6	146	Ellis Gardner, OL	Kansas City Chiefs
	11	280	Jim Bob Taylor, QB	Baltimore Colts
1984	10	251	Ronny Cone, RB	New York Jets
1985	4	103	Robert Lavette, RB	Dallas Cowboys
	12	313	Ken Whisenhunt, TE	Atlanta Falcons
1986	3	60	Pat Swilling, OLB	New Orleans Saints
	7	178	Mark Pike, DT	Buffalo Bills
	12	333	Mike Travis, DB	San Diego Chargers
1987	4	100	Reginald Rutland, DB	Minnesota Vikings
	11	287	John Davis, OL	Houston Oilers
	12	315	Gary Lee, WR	Detroit Lions
	12	319	Tyrone Sorrells, TE	New Orleans Saints
1988	8	202	Sammy Lilly, DB	New York Giants
1989	5	119	Willis Crockett, LB	Dallas Cowboys
	11	281	Cedric Stallworth, DB	Green Bay Packers
1990	11	280	Sean Smith, DE	New England Patriots
1991	7	174	Calvin Tiggler, LB	Tampa Bay Buccaneers
	10	268	Jim Lavin, G	Cincinnati Bengals
1992	1	12	Marco Coleman, OLB	Miami Dolphins
	4	108	Mike Mooney, T	Houston Oilers
	7	184	Ken Swilling, SS	Tampa Bay Buccaneers
	8	221	Willie Clay, CB	Detroit Lions
	11	300	Tom Covington, TE	San Francisco 49ers
1993	2	36	Coleman Rudolph, DT	New York Jets
	5	113	Scott Sisson, K	New England Patriots
1994	5	148	Gary Brown, T	Pittsburgh Steelers
	5	149	Dorsey Levens, RB	Green Bay Packers
1995	5	151	Lethon Flowers, DB	Pittsburgh Steelers
	6	173	Charlie Simmons, SE	Green Bay Packers
	7	229	Jamal Cox, LB	Chicago Bears

HISTORY

#PROJACKETS IN NFL DRAFT

YEAR	RD	PK	NAME, POS.	TEAM
1996	2	60	Michael Cheever, C	Jacksonville Jaguars
	3	76	Ryan Stewart, DB	Detroit Lions
1998	1	12	Keith Brooking, LB	Atlanta Falcons
	6	154	Ron Rogers, LB	Baltimore Ravens
1999	4	107	Nate Stimson, LB	Washington Redskins
	5	152	Charlie Rogers, WR	Seattle Seahawks
	7	252	Rodney Williams, P	St. Louis Rams
2000	2	58	Travares Tillman, DB	Buffalo Bills
	3	69	Dez White, WR	Chicago Bears
	7	234	Joe Hamilton, QB	Tampa Bay Buccaneers
2002	6	177	Nick Rogers, LB	Minnesota Vikings
	7	228	Chris Young, DB	Denver Broncos
2003	s-2		Tony Hollings, RB	Houston Texans
2004	2	39	Daryl Smith, LB	Jacksonville Jaguars
	3	91	Tony Hargrove, DE	St. Louis Rams
	3	93	Keyaron Fox, LB	Kansas City Chiefs
	4	115	Nat Dorsey, T	Minnesota Vikings
2006	7	214	Jonathan Smith, WR	Buffalo Bills
	3	96	Gerris Wilkinson, LB	New York Giants
	4	132	P.J. Daniels, RB	Baltimore Ravens
2007	5	146	Dawan Landry, S	Baltimore Ravens
	1	2	Calvin Johnson, WR	Detroit Lions
	4	124	Mansfield Wrotto, T	Seattle Seahawks
2008	3	93	Philip Wheeler, LB	Indianapolis Colts
	4	122	Tashard Choice, RB	Dallas Cowboys
2009	6	168	Durant Brooks, P	Washington Redskins
	3	70	Michael Johnson, DE	Cincinnati Bengals
	6	181	Andrew Gardner, OT	Miami Dolphins
	7	210	Vance Walker, DT	Atlanta Atlanta
2010	7	234	Darryl Richard, DT	New England Patriots
	1	16	Derrick Morgan, DE	Tennessee Titans
	1	22	Demaryius Thomas, WR	Denver Broncos
2011	3	71	Morgan Burnett, S	Green Bay Packers
	6	188	Jonathan Dwyer, RB	Pittsburgh Steelers
	7	225	Anthony Allen, RB	Baltimore Ravens
2012	2	43	Stephen Hill, WR	New York Jets
2014	2	50	Jeremiah Attaochu, LB	San Diego Chargers
	6	206	Jemea Thomas, DB	New England Patriots
2015	7	223	Brandon Watts, LB	Minnesota Vikings
	4	131	Shaquille Mason, C	New England Patriots
	4	132	DeAndre Smelter, WR	San Francisco 49ers
2016	6	204	Darren Waller, WR	Baltimore Ravens
	2	63	Adam Gotsis, DT	Denver Broncos
	6	178	D.J. White, RB	Kansas City Chiefs

YELLOW JACKETS IN THE SUPER BOWL

PLAYER	TEAM	SUPER BOWL	YEAR
Anthony Allen	Baltimore Ravens	XLVII	2013
Don Bessillieu	Los Angeles Raiders	XVIII	1984
Keith Brooking	Atlanta Falcons	XXXIII	1999
Gary Brown	Green Bay Packers	XXXI	1997
Morgan Burnett	Green Bay Packers	XLV	2011
James Butler	New York Giants	XLII	2008
Delaunta Cameron	Tennessee Titans	XXXIV	2000
Willie Clay	New England Patriots	XXXI	1997
Bill Curry	Green Bay Packers	I	1967
	Baltimore Colts	III	1969
	Baltimore Colts	V	1971
John Davis	Buffalo Bills	XXV	1991
	Buffalo Bills	XXVIII	1994
Lethon Flowers	Pittsburgh Steelers	XXX	1996
Keyaron Fox	Pittsburgh Steelers	XLIII	2009
Gary Guyton	New England Patriots	XLVI	2012
Joe Hamilton	Tampa Bay Buccaneers	XXXVII	2003
Tony Hargrove	New Orleans Saints	XLIV	2010
Joe Harris	Los Angeles Rams	XIV	1980
Drew Hill	Los Angeles Rams	XIV	1980
Kent Hill	Los Angeles Rams	XIV	1980
Dorsey Levens	Green Bay Packers	XXXI	1997
	Green Bay Packers	XXXII	1998
	Philadelphia Eagles	XXXIX	2005
Billy Lothridge	Miami Dolphins	VII	1973
Michael Matthews	New York Giants	XLII	2008
Curtis McGee	St. Louis Rams	XXXIV	2000
Craig Page	Tennessee Titans	XXXIV	2000
Mark Pike	Buffalo Bills	XXV	1991
	Buffalo Bills	XXVIII	1994
Chris Reis	New Orleans Saints	XLIV	2010
Darryl Richard	New England Patriots	XLVI	2012
Billy Shields	San Francisco 49ers	XIX	1985
Roy Simmons	Washington Redskins	XVIII	1984
Vernon Strickland	New York Giants	XXXV	2001
Demaryius Thomas	Denver Broncos	XLVIII	2014
Demaryius Thomas	Denver Broncos	L	2016
Travares Tillman	Carolina Panthers	XXXVIII	2004
Vance Walker	Denver Broncos	L	2016
Philip Wheeler	Indianapolis Colts	XLIV	2010
Ken Whisenhunt	Arizona Cardinals (coach)	XLIII	2009
Reggie Wilkes	Philadelphia Eagles	XV	1981
Gerris Wilkinson	New York Giants	XLII	2008
Louis Young	Carolina Panthers	L	2016

#PROJACKETS IN NFL

A

Anthony Allen, RB
Baltimore Ravens (2011-12)
Buffalo Bills (2013)
Saskatchewan — CFL (2014-15)
British Columbia (2016)

Kyle Ambrose, DT
Denver Broncos (1987)

Taz Anderson, SE
St. Louis Cardinals (1961-64)
Atlanta Falcons (1966-67)

Jeremiah Attaochu, LB
San Diego Chargers (2014-16)

Joe Auer, RB
Buffalo Bills (1964-65)
Miami Dolphins (1966-67)
Atlanta Falcons (1968)

B

Thomas Balkcom, DB
Miami Dolphins (1991)

T.J. Barnes, DT
New York Jets (2013-15)
Buffalo Bills (2016)

Maxie Baughan, LB
Philadelphia Eagles (1960-65)
Los Angeles Rams (1966-70)
Washington Redskins (1971-74)

Craig Baynham, RB
Dallas Cowboys (1967-69)
Chicago Bears (1970)
St. Louis Cardinals (1972)

Grant Baynham, TE
St. Louis Rams (1997)
Minnesota Vikings (1997)

Scott Beavers, G
Denver Broncos (1990-91)
Kansas City Chiefs (1992)

William Bell, RB
Washington Redskins (1994-96)

Ray Beck, G
New York Giants (1952, 1955-57)

Jason Bender, P
Miami Dolphins (1995)

Don Bessillieu, DB
Miami Dolphins (1979-81)
St. Louis Cardinals (1982)
Los Angeles Raiders (1983, 1985)
Jacksonville — USFL (1985)
Memphis — USFL (1985-86)

Damarius Bilbo, WR
Arizona Cardinals (2006)
Dallas Cowboys (2006)

Peter Blazek, T
Seattle Seahawks (1985)

Tom Bleick, S
Baltimore Colts (1966)
Atlanta Falcons (1967)

Jason Bostic, CB
Philadelphia Eagles (1999-01)
Buffalo Bills (2002-03)

Brian Bravy, G
New Orleans Saints (1995)

John Brewer, HB
Dayton Triangles (1929)

Keith Brooking, LB
Atlanta Falcons (1998-2008)
Dallas Cowboys (2009-11)
Denver Broncos (2012)

Durant Brooks, P
Washington Redskins (2008)
Green Bay Packers (2009)

Chris Brown, T
Carolina Panthers (2001)
Chicago Bears (2001-02)

Gary Brown, G

Pittsburgh Steelers (1994)
Green Bay Packers (1994-96)

Karl Brown, DB
Denver Broncos (1990)

Pete Brown, C/LB/P
San Francisco 49ers (1953-54)
British Columbia — CFL (1958)

Sammy Brown, DB
Jacksonville — USFL (1984-85)

Gerald Burch, E
Oakland Raiders (1961)

Willie Burks, DT
Detroit Lions (1990)

Morgan Burnett, S
Green Bay Packers (2010-16)

Joe Burns, RB
Buffalo Bills (2002-06)

Gerry Bussell, DB
Denver Broncos (1965)

James Butler, S
New York Giants (2005-08)
St. Louis Rams (2009-11)

Mario Butler, DB
Dallas Cowboys (2010-11)
Denver Broncos (2012)
Buffalo Bills (2013-16)

C

Delaunta Cameron, LB
Tennessee Titans (1999)
Detroit Lions (2000)

Kelly Campbell, WR
Minnesota Vikings (2002-05)
Miami Dolphins (2006)
Tampa Bay Buccaneers (2009)

Jon Carman, T
Buffalo Bills (2000-02)
Minnesota Vikings (2002-03)

Ken Celaj, G
Miami Dolphins (1998)

Michael Cheever, C
Jacksonville Jaguars (1996-98)

Tashard Choice, RB
Dallas Cowboys (2008-11)
Buffalo Bills (2011-13)

Jamara Clark, CB
Atlanta Falcons (2001)

Willie Clay, CB
Detroit Lions (1992-95)
New England Patriots (1996-98)
New Orleans Saints (1999)

Felipe Claybrooks, DE
Arizona Cardinals (2001)
Cleveland Browns (2001-04)
Philadelphia — AFL (2007)

Jimmy Clements, LB
Chicago Bears (1997)

Fred Cogger, OLB
Dallas Cowboys (1995)
Calgary — CFL (1996)

Marco Coleman, DE
Miami Dolphins (1992-95)
San Diego Chargers (1996-98)
Washington Redskins (1999-01)
Jacksonville Jaguars (2002)
Philadelphia Eagles (2003)
Denver Broncos (2004-05)

Kevin Cone, WR
Atlanta Falcons (2011-13)
Miami Dolphins (2014)
Cleveland Browns (2015)

Ronny Cone, RB
New York Jets (1984-85)

George Cooper, TE
Atlanta Falcons (2007-08)

Tom Covington, TE

San Francisco 49ers (1992-93)

Jamal Cox, ILB
Chicago Bears (1995)
Carolina Panthers (1995)
Jacksonville Jaguars (1995)

Jonathan Cox, CB
San Diego Chargers (2004)

Michael Cox, FB
Kansas City Chiefs (2008-11)
Atlanta Falcons (2012)

Willis Crockett, LB
Dallas Cowboys (1989-91)

Euclid Cummings, DL
Toronto — CFL (2014-16)

Bill Curry, C
Green Bay Packers (1965-66)
Baltimore Colts (1967-72)
Houston Oilers (1973)
Los Angeles Rams (1974)

Nate Curry, WR
Kansas City Chiefs (2005-06)
Hamburg — NFL Europe (2006)

D

P.J. Daniels, RB
Baltimore Ravens (2006-09)

Tom Daniel, C
New England Patriots (1979)

Bobby Davis, T
Boston Patriots (1948)

Donnie Davis, QB
Arizona — AFL (1997-98)
Georgia — AFL (2002-03)

Dennis Davis, CB
Oakland Raiders (2006)
New York Giants (2006)
Seattle Seahawks (2007)

John Davis, G
Houston Oilers (1987-88)
Buffalo Bills (1989-94)

Lamar Davis, E
Baltimore Colts (1974)

Ted Davis, LB
Baltimore Colts (1964-66)
New Orleans Saints (1967-69)
Miami Dolphins (1970)

Tony Daykin, LB
Detroit Lions (1977-78)
Atlanta Falcons (1979-82)

Emmanuel Dieke, DE
Miami Dolphins (2014-15)

Jimmy Dixon, FB
Tennessee Titans (2005)
Green Bay Packers (2006)
Seattle Seahawks (2006)
Hamburg — NFL Europe (2006)

Nat Dorsey, T
Minnesota Vikings (2004)
Cleveland Browns (2005-08)

Paul Duke, C
New York Yankees (1947)

Jason Dukes, T
Jacksonville Jaguars (1996)

Chris Dunlap, WR
New England Patriots (2007)

Jonathan Dwyer, RB
Pittsburgh Steelers (2010-13)
Arizona Cardinals (2014)

Marvin Dyett, DE
Jacksonville — USFL (1984-85)

E

Andrew Economos, LS
Jacksonville Jaguars (2005-06)
Tampa Bay Buccaneers (2007-12)

Randall Edmunds, LB
Miami Dolphins (1968-69)
New England Patriots (1971)
Baltimore Colts (1972)

F

Floyd Faucette, HB
San Diego Chargers (1960)

Nick Ferguson, CB
Cincinnati Bengals (1996)
Saskatchewan — CFL (1996-98)
Chicago Bears (1999)
Rhein — NFL Europe (1999-2000)
Houston Oilers (1973)
Buffalo Bills (2000)
New York Jets (2000-01)
Denver Broncos (2002-07)
Houston Texans (2008-09)

Lethon Flowers, DB
Pittsburgh Steelers (1995-2002)
Denver Broncos (2003)

Elliott Fortune, DE
Cleveland Browns (1995)
Baltimore Ravens (1996-97)

John Paul Foschi, TE
New York Jets (2004)

Denver Broncos (2004)
Minnesota Vikings (2004)
Oakland Raiders (2004-06)
Cincinnati Bengals (2009)

Keyaron Fox (LB)
Kansas City Chiefs (2004-07)
Pittsburgh Steelers (2008-10)
Houston Texans (2012)

Dave Frakes, K
Washington Redskins (1998)

Russell Freeman, T
Denver Broncos (1992-94)
Oakland Raiders (1995)

Bill Fulcher, LB
Washington Redskins (1956-58)

G

Andrew Gardner, OT
Miami Dolphins (2009)
Minnesota Vikings (2010)
Houston Texans (2011-13)
Philadelphia Eagles (2014-16)

Ellis Gardner, T/G
Kansas City Chiefs (1983)
Houston Oilers (1984)
Indianapolis Colts (1985)

Darrell Gast, QB
Philadelphia Eagles (1988)

Bill Gaver, HB
Hammond Pros (1922, 1925)
Rock Island Independents (1923)
Racine Legion (1924)
Louisville Colonels (1926)

George Godsey, Asst. Coach
New England Patriots (2012-13)
Houston Texans (2014-16)

Walt Godwin, G
Staten Island Stapletons (1929)

Adam Gotsis, DT
Denver Broncos (2016)

Chick Graning, HB
St. Louis Cardinals (1962)
Boston Patriots (1963)
British Columbia — CFL (1966-67)

Jerome Green, RB
Boston Patriots (1960)

Sean Gregory, RB

Baltimore Ravens (2002)

Rufus Guthrie, G
San Diego Chargers (1963)

Joe Guyon, HB
Canton Bulldogs (1919-20)
Washington Senators (1921)
Union Quakers of Philadelphia (1921)
Cleveland Indians (1921)
Oorang Indians (1922-23)
Rock Island Independents (1924)
Kansas City Cowboys (1925)
New York Giants (1927)

Gary Guyton, LB
New England Patriots (2008-11)
San Diego Chargers (2012)

Derek Gwinn, G
Kansas City Chiefs (1984-85)

H

KaMichael Hall, LB
Indianapolis Colts (2007)

Joe Hamilton, QB
Tampa Bay Buccaneers (2000-02)
Frankfurt — NFL Europe (2002)
Indianapolis Colts (2004)
Orlando — AFL (2004-06)

Steve Harkey, RB
New York Jets (1971-72)

Anthony Hargrove, DE
St. Louis Rams (2004-06)
Buffalo Bills (2006-08)
New Orleans Saints (2009-11)

Joe Harris, LB
Washington Redskins (1977)
San Francisco 49ers (1978)
Minnesota Vikings (1979)
Los Angeles Rams (1979-81)
Baltimore Colts (1982)
Washington — USFL (1983)

Anthony Harrison, DB
Green Bay Packers (1987)

John Helms, E
Detroit Lions (1946)

Will Heller, TE
Tampa Bay Buccaneers (2003-05)
Seattle Seahawks (2006-08)
Detroit Lions (2009-12)

Eric Henderson, DE
Cincinnati Bengals (2006-08)

David Hendrix, SS
San Diego Chargers (1995-97)

Urban Henry, DT
Los Angeles Rams (1961)
Green Bay Packers (1963)
Pittsburgh Steelers (1964)

Don Hickson, OLB
Cleveland Browns (1995)

Drew Hill, WR
Los Angeles Rams (1979-85)
Houston Oilers (1986-91)
Atlanta Falcons (1992-93)

Kent Hill, T
Los Angeles Rams (1979-86)
Houston Oilers (1987-88)

Stephen Hill, WR
New York Jets (2012-14)
Carolina Panthers (2014-15)

Tony Hollings, RB
Houston Texans (2003-05)
Chicago Bears (2006)
Hamburg — NFL Europe (2007)

Reuben Houston, CB
Tampa Bay Buccaneers (2006)

Cord Howard, OL
Buffalo Bills (2010-11)

Ken Howell, G
Philadelphia Eagles (1983)
Jacksonville — USFL (1984-85)

Ralph Hughes, DE

Tampa Bay Buccaneers (1998)

I

John Ivemeyer, T
Kansas City Chiefs (1986)

Eddie Lee Ivery, RB
Green Bay Packers (1979-89)

J

Darryl Jenkins, T
San Diego Chargers (1991-92)

Calvin Johnson, WR
Detroit Lions (2007-15)

Henry Johnson, LB
Minnesota Vikings (1980-83)

Saiah Johnson, S
Detroit Lions (2015-16)

Michael Johnson, DE
Cincinnati Bengals (2009-13)
Tampa Bay Buccaneers (2014)
Cincinnati Bengals (2015-16)

Tom Johnson, LB
San Diego Chargers (1994)

Shawn Jones, QB
Minnesota Vikings (1993)
Baltimore — CFL (1994-95)

Paul Jurgensen, DE
New Orleans Saints (1988)

K

Mike Kelley, QB
Atlanta Falcons (1982)
Tampa Bay — USFL (1983)
Memphis — USFL (1984-86)

Tony Kepano, G
Washington Redskins (1985)
New York Jets (1986)

L

Dawan Landry, S
Baltimore Ravens (2006-10)
Jacksonville Jaguars (2011-12)
New York Jets (2013-14)

Zach Laskey, FB
St. Louis Rams (2015)
LA Rams (2016)

Robert Lavette, RB
Dallas Cowboys (1985-87)
Atlanta Falcons (1988)

Jim Lavin, G
Cincinnati Bengals (1991)
San Diego Chargers (1993)
Sacramento — CFL (1993)

Gary Lee, WR
Detroit Lions (1987-89)

Ivery Lee, NG
Houston Oilers (1988)

Greg Lester, FL
Denver Broncos (1992)

Dorsey Levens, RB
Green Bay Packers (1994-2001)
Philadelphia Eagles (2002)
New York Giants (2003)
Philadelphia Eagles (2004)

Sammy Lilly, CB
New York Giants (1988)
Philadelphia Eagles (1989-90)
L.A. Rams (1990-92)
Tampa Bay Buccaneers (1992)
Winnipeg — CFL (1993)

ALL-TIME LETTERWINNERS



■ Joe Anoai (2003-06)

A	
Adams, Albert (m)	1930
Adams, B.R.	1918
Adams, H.H.	1937
Adams, J.Q.	1932
Adams, John D.	1966-67-68
Aderhold, Robert	1938-39-40
Akins, Marion	1950
Albanese, Brian	2000
Albright, J.G.	1923
Aldredge, Steven Scott	1989-90
Alexander, J.C.	1913-14-15-16
Alexander, William A.	1911-12
Alexander, Victor	2015
Alford, Catlin	2011-12
Alford, Chase	2013-14-15
Alford, Corey	2012-13
Allen, Anthony	2009-10
Allen, David B.	1979-80-81
Allen, Ermal K.	1964-65
Allen, H.T.	1918
Allen, John (m)	1990
Allen, Kikie (m)	1950
Allen, Marcus	2015
Allen, Proctor M.	1971-72
Allen, Rudolph C.	1974-75
Allen, T.R.	1938
Allen, Ty (m)	1990-91-92-93
Allen, William C.	1990
Allen, Zach	2013-15
Allison, Robert B.	1979-81
Alvine, Douglas W.	1989
Almond, Stephen E.	1965-67
Ambrose, Kyle	1984-85-86
Amis, T.B.	1919-20-21
Anderson, Ben	2007-08-09-10
Anderson, Chandler	2008-09-10-11
Anderson, J.C.	1947-48-49
Anderson, Jim	1982-83-84-85
Anderson, L.F.	1937-38
Anderson, Mark H.	1974
Anderson, Niko	2015
Anderson, Ormand G.	1954-55-56
Anderson, R.E.	1938
Anderson, T.G.	1940-41-42
Anderson, Warren (t)	1978-79-83
Anderson Jr., Edwin B.	1968
Anderson Jr., T.L.	1957-59-60(c)
Andrews, Dennis	2013-14
Andrews, Robert Boyd	1991-92-93-94
Andrzejewski, Alan Conrad	1998-99
Angley, Tom	1925-26
Anoai, Leati Joseph	2003-04-05-06(c)
Anyai, Elris	2005-06-07-08



■ Jeremiah Attaochu (2010-13)


Anyansi, Tabugbo	2001-02-03-04
Appleby, H.H.	1935-36-37
Armentrout	1922
Arnall, H.C. (m)	1918
Anrdt, Benjamin F.	2004-05
Arnett, James E.	1972
Arno, Teddy (m)	1947-48
Arrington, Art (m)	1981-82-83-84
Arthur, H.B.	1939-40
Asbury, F.L. (m)	1920
Ashley, Mitch	1980
Ashmon, Shannon	1999-00
Ashmore, Frederick M.	1965-66-67
Askew, Leon C.	1955-56-57
Asti, Erica (m)	1989-90
Atkinson, J.E.	1943
Atkinson, Michael (t)	1993
Aton, B.B.	1945
Attaochu, Jeremiah	2010-11-12-13(c)
Auer, Joseph	1961-62-63
Austin, David F.	1963-64
Austin, Lance	2014-15
Austin, Lawrence	2014-15
Austin, Michael B.	1952
Autri, Anthony	2012
Avers, Elaine R.(m)	1975-76-77-78
Avery (m)	1935
Ayres, Asher	1908

B	
Bagwell, Gary D.	1955
Bahin, Jim (m)	1990
Bailes, Elbert L. (m)	1954
Bailey, Morgan	2012
Baker, Jeffrey L.	1971
Baldwin, J.S. (m)	1908
Balkcom, Thomas T.	1988-89-90
Ball, Reggie L.	2003-04-05-06(c)
Ballard, Thomas R.	1962-63-64
Balogun, Kamal	1995-96
Banks, William O.	1951-52
Barber, David C.	1965-66-67(c)
Barber, Henry J.	1962-63
Barber, Stephen (m)	1987-88-89-90-91
Barkley, Bobbie L.	1978
Barksdale, Michele (m)	1995-96-97-98-99
Barnes, Anthony	2007-08-09-10
Barnes, Karl W.	1972
Barnes, T.J.	2009-10-11
Barnwell	1915
Barr, Robert H.	1970-71
Barrett, Tyler	2007-08
Barrick, Austin	2007-08-09-10
Barron, Carter	1924-25-26



■ David "Red" Barron (1918-22)

Barron, D.I.	1918-19-20-21-22(c)
Barron, G.W.	1945
Barron, L.F.	1930-31-32
Barron, Scott	1988-89
Barron, Tommy K.	1979-80-81-82
Bartlett, J.S.	1938-39
Barton, Bennett	2014-15
Basquin, Brett C.	1998-99-00
Bates, C.R.	1940
Battle, John M.	1963-64-65(c)
Battle, Erron Kevin	1989-90-91-92(c)
Baughan, Maxie	1957-58-59(c)
Baum, Phillip	1955-58
Baumgartner, Chris (m)	1996-97-98-99
Baxter, Bryan K.	1990-91-92-93
Baynham, Grant A.	1993-94-95-96
Baynham, Gordon C.	1964-65-66
Bazemore, Curtis W.	1974-75
Bazemore, Preston (t)	1986
Beall, F.R.	1942-43-46
Beard, P.E.	1913-14-15
Beard, R.A.	1934-36
Beard, W.R.	1939
Bearden, Charles E.	1985-86-87-88(c)
Beasley, James E.	1958-59
Beavers, David S.	1969-70-71
Beavers, Scott T.	1986-87-88-89
Beavin, Thomas D.	1969-70-71
Beck, Ray M.	1949-50-51
Beck, Thomas M.	1971-72
Bedford, Sean	2007-08-09-10
Beers, R.E.	1938-39-40
Belcher, Kyle P.	2004
Bellflower, Bradley (m)	1990-91-92-93
Bell, David	1984-85-86
Bell, J.R.	1943
Bell, Jeb (m)	1974
Bell, John L.	1966
Bell, R.S.	1915-16-17
Bell, Travis A.	2004-05-06-07
Bell, William	1989-90-92-93
Bellamy, Eric J.	1989-90
Bender, Greg (m)	1986-87-88-89
Bender, Jason B.	1991-92-93-94(c)
Bennett, Benjamin (m)	1957-58
Bennett, John C.	2000-01
Bennett, Milford H.	1951-52
Bennett, Richard D.	1978
Bennett, Taylor J.	2005-06-07
Beno, Ray	2010-11-12-13
Benson, James E.	1957
Bentley, Clarence F.	1961
Bercegeay, Julie (m)	1981-82-83-84
Besirevic, Salih	2002-04-05
Bessillieu, Donald A.	1975-76-77-78



■ Clint Castleberry (1943)

Bethea, L.A.	1947-48-49-50
Bettress, Fred D.	1973
Betts, Charles H. (m)	1964-65
Bevier, Scott H.	1972-73-74
Biddle, William M.	1960-61
Bilbo, Damarius O.	2002-03-04-05
Billingslea, Eric E.	1991-92-93-94
Bills, J.T.	1946-47
Billy, Omar	2002-03-04-05
Black, D.C.	1911
Blackwell, Ceylon B.	1965
Blackwood, Glenn Jacob	2006-07-08
Blair, Scott	2007-08-09-10
Blake, J.A.	1945
Blane, W. J.	1964-65-66
Blanton, Michael J.	1975-76-77-78
Blasetti, Tony	1982
Blazek, Peter J.	1981-83-84
Bleick, Thomas W.	1963-64-65
Bloodworth, Charles H.	1974
Bogue, Doug	1980
Boldin, Carl	1976-77
Bonifay, Cameron H.	1971-72-73
Bonifay, Kenneth B.	1966-67-68
Bonnewell, Sheldon E.	1971
Booker, Calvin	2007-08
Booker, Donte M.	1996-97-98-99
Boone, Harry A.	1959-60-61
Boozer, David R.	1960
Bormolini, John	1975
Borum, Vernon L.	1922
Bosch, J.W.	1939-40-41
Bossos, R.R.	1947-48-49-50
Bostic, B.J.	2010-12-13-14
Bostic, Jason D.	1995-96-97-98
Boulware, H.B.	1934
Boulware, Raleigh J.	1992-93-94
Bounds, Kenneth E.	1968-69
Bourgeois, Gavin	2003
Bourne, W.B.	1943
Bourne, William B.	1970-71-72 (c)
Bourne, Matthew M.	1993-94-95
Bowen, Allen	1944-46-47-48
Bowen, J.L.	1944-45-46-47
Bowen, Robert C.	1974-75-76
Bowen, Shane A.	2006-07-08
Bowen, Sheppard A.	1976
Bowen, Tami (m)	1980-81
Bowley, Paul R.	1971-72-73
Bowman, Paul D.	1990
Boyd, A.M.	1934
Boyd, Mark	1991
Bracken, Samuel R.	1981-84-85
Bradach, D.D.	1946-47-48
Bradford, Jack C.	1943

ALL-TIME LETTERWINNERS

Bradford, Patrick 1994-95-96-97
 Bradford, Robert R. 1972-73
 Bradley, Mark S. 1978-79-80-81 (c)
 Bradley, Michael O. 1967-68-69
 Brady, C.C. 1932
 Braman, Matthew A. 2006-07-08
 Bramlett, Jocelyn (m) 1995-96-97-98
 Brannon, Charles N. 1951-52-53
 Brannon, Drew 2007
 Brantley, James R. 1957
 Braselton, Freddie G. 1957-58-59
 Braswell, Jeff (t) 1982-84
Braswell, Ryan 2015
 Braun, Trey 2012-13-14-15
 Bravy, Brian R. 1991-92-93-94
 Breece, Donald C. 1975-76
 Breland, James E. 1965-66(c)
 Brenner, Dale F. (m) 1966
 Brewer, John M. 1925-26
 Brewster, J.D. 1921-22
 Brezina, Bradford P. 2003-04
 Bridge, Robert S. 1972-73
 Bridges, Lekeldrick 2002
 Briggs, Herbert A. (m) 1963-64-65-66
 Brigham, Nick 2013-14
 Brigman, William H. 1952-53-54
 Brittain, J.F. 1934-35
 Broach, R.A. (m) 1942-43
 Brodnax, G.H. 1945-46-47-48(c)
 Brooke, J.O. 1928-29-30
 Brooking, Keith H. 1994-95-96-97(c)
 Brooks, Christopher P. 1990-91
 Brooks, Durant S. 2006-07
 Brooks, Franklin D. 1952-53-54-55
 Brooks, J.L. 1937-38
 Broome, Timothy C. 1969-70
 Brown, Adam (t) 1998-00
 Brown, Ather 2000-01-02-03
 Brown, Charles H. 1949-50
 Brown, Christopher 1997-98-99-00(c)
 Brown, David 2007-08
 Brown, Gary K. 2015
 Brown, Gary L. 1992-93
 Brown, Harper L. 1975-76
 Brown, J.C. 1907
 Brown, J.E. 1943-46-47-48
 Brown, James A. 1965-66-67
 Brown, Mandy (t) 1986
 Brown, Michael D. 1992
 Brown, Neil N. (m) 1959-60
 Brown, Robert P. 2004
 Brown, Samuel 1979-80-81-82
 Brown, Samuel 1950-51-52
 Brown, Timothy L. 1999-00-01
 Brownlee, Kevin 1982-83
 Broyles, J.F. 1943-44-46
 Bruce, Stephen B. 1972-73
 Bruenderman, Robert J. 1974-75-76
 Brumberg, Sara (t) 1997-98
 Brumby, C.R. 1929
 Bryan, William A. 1974-75
Bryan, Will 2015
 Bryant, C. Matthew 1979-80-81
 Bryant, W.G. 1914-15
 Buchanan, C. 1907-08
 Buchner, Marc E. (m) 1974-75
 Buckley, Grant (t) 1981-82-83
 Bullard, R.G. 1926
 Burch, Gerald T. 1958-59-60(c)
 Burdell, George P. 1928-29-30
Burden, Freddie 2014-15
 Burke, Al (t) 1987

Burke, Damian 1982-83-84-85
 Burke, Greg (t) 1986-87
 Burke, Sam F. "Bo" (t) 1965-66-67-68
 Burke, Samuel W. 1964-65-66(c)
 Burkholder, Gary L. 1963-64-65
 Burks, Jason L. 1997-98-99
 Burks, Willie L. 1986-87-88-89
 Burnett, Daniel R. 2002-03
 Burnett, Julian 2009-10-11 (c)
 Burnett, Morgan 2007-08-09 (c)
 Burns, Joe F. 1998-99-00-01
 Burns, Justin R. 1975-76-77
 Burroughs, C.E. 1940-41
 Burt, A.M. 1909-10
 Burton, Nathan I. 2001-02-03-04
 Burton, Richard E. (t) 1968-69-70
 Busbin, W.E. 1945-46-47
 Bussell, Gerald W. 1962-63-64
Butker, Harrison 2013-14-15
 Butler, James O. 2001-02-03-04(c)
 Butler, Mario 2007-08-09-10
 Byerly, Tim 2013-14-15
 Bynum, H.W. 1938

C

Cabrel, Francis G. 1978-79-80
 Cain, J.T. 1930-31-32
 Caldwell, Jerry R. 1995-96-97-98(c)
 Caldwell, Robert S. 1960-61-62
 Callan, John P. 1969-70-71
 Cameron, Delaunta L. 1995-96-97-98
 Cammack, Clayton L. 1958
 Camp, Brian J. 2001-02-03
 Camp, Larry B. 1963
 Campagna, Richard C. 1975
 Campbell, Antoine (t) 1999-00-01
 Campbell, Dean W. 1973
 Campbell, Douglas A. 1972-73
 Campbell, L. Kelly 1998-99-00-01
 Campbell, Randall W. 1971
 Carden, Gary M. 1970-71-72
 Carey, Tony 1984-85
 Carithers, Edward E. 1951-52-53
 Carlen, James A. 1953-54
 Carlisle, Thomas I. 1965-66-67
 Carlson, Coray 2012-13
 Carlson, Paul (t) 1981
 Carmack, Charles M. 1961
 Carmack, J.E. 1935-37
 Carman, Jonathan D. 1997-98-99
 Carmichael, Thomas A. 1965-66-67
 Carney Jr., Kenneth S. 1981(c)
 Carolina, Marvin 1982-83-84-85
 Carpenter, S.M. 1923-25
 Carpenter, T.G. 1943-44-46
 Carpenter, W.G. 1914-15-16-17
 Carson, R.E. 1926
 Carson, Stanley, L. 1955
 Carter, Belfield H. 1958-59-60
 Carter, David B. 1976
 Carter, E.V. (m) 1940
 Carter, H.M. 1923
 Carter, Joel T. 1983-84-85
 Carter, Morgan 2011
 Carter, Stewart (m) 1989-90-91-92
 Cassidy, Omar A. 1993-94-95
 Castleberry, Clinton D. 1942
 Castleberry, Don 1980
 Castleberry, J.W. 1944-46-47-48(c)
 Castro, Timothy P. 1996
 Caudle, Chris 1986-87

Cavan, Harry J. 1964
 Caviness, Bryan (t) 1988
 Caviness, George (t) 1986-87-88-89
 Cavette, N.M. 1938-39-40(c)
 Cawthon, Wally H. 1979-80-81-82
 Celaj, Kujtim "Ken" 1994-95-96-97(c)
Cerge-Henderson, Kyle 2015
 Chadwick, Leon 1979-80
 Chamberlain, Bryan 2012-13-14-15
 Chambers, John Bradley 1996-97-98
 Chambers, Travis J. 2005, 08
 Chambers, W.J. 1943-44
 Chamblin, Gerald 1986-87-88
 Chance, P.M. 1935-36
 Chancey, James E. 1960-61-62
 Chapman, J.G. 1908
 Chapman, Joseph R. 1961-62-63
 Chapman, Thomas A. 1967-68-69
 Cheeks, Chaz 2013
 Cheever, Michael J. 1992-93-94-95(c)
 Cheney, Charles E. 1969-70
 Cherry, B.T. 1930-31-32
 Chisholm, Donalthan 1981-82-83-84
 Chivington, J.L. 1936-37-38(c)
 Choice, Tashard 2005-06-07
 Christensen, Scott (t) 1986-87-88
 Christy, Frank J. 1953-54-55-56
 Chubbs, William 1989-90-91
 Churchill, D.N. 1914
 Clare, Ben (m) 1998-99-00
 Clark, Anthony (Tony) 2006-07-08
 Clark, Jack L. 1964
 Clark, Jamara 1998-99-00
 Clark, Patrick 2005-06-07
 Clarkson, Massey (m) 1947-48-49
 Claxton, Ira St. Clair 2000
 Clay, J.P. 1939
 Clay, R.A. 1914
 Clay, Willie J. 1988-89-90-91(c)
 Claybrooks, Felipe A. 1997-98-99-00(c)
 Claytor, Nick. 2008-09-10
 Cleland, Beau 2001-02
 Clements, Jimmy 1993-94-95-96
 Clifford, Harold C. 1966
 Clingan, L.H. 1931
 Clingan, Larry E. 1959
 Clinkscale, Gordon F. 2002
 Clyburn, R.B. 2008
 Cobb, F.R. 1918-19
 Cobb, Joe E. 1948-49-50
 Cochran, William S. 1955
 Cogger, Frederick L. 1992-93-94
 Coker, Donald R. 1960
 Colbert, Freeman D. 1975-76-77(c)
 Colbert, W.D. 1944
 Colcord 1917
 Cole, David (m) 1954-55-56
 Cole, Robert T. 1963
 Coleman, J.T. 1946-47-48-49(c)
 Coleman, James P. 1973-74-75
 Coleman, Marco D. 1989-90-91
 Coleman, Marcus J. 1990-91-92-93
 Coleman, W.C. 1909-10-11
 Coley, Mike (t) 1983-84
 Coley, Pam (t) 1986
 Colley, C.S. 1912
 Collier, Cory 1983-84-85-86
 Collins, Cory 1999-00-01-02
 Collins, E.R. 1935-36-37
 Collins, John P. 1966-67-68
 Colquitt, Carey D. 1980-81
 Colvin, Joseph T. 1963-64-65

Colvin, S.C. 1929-30
 Comer, Dave (t) 1984-85-86
 Conard, Chris 1986
 Cone, Kevin 2009-10
 Cone, Ronny L. 1979-80-81-83
 Connally, Vaughn 1924-25
 Connell 1922
 Conruff, Jack (m) 1931
 Connors, Matt 2012-13-14
 Cook, H. 1909-10-11-12-13(c)
 Cooksey, Douglas A. 1974
 Cooksey, Robert T. 1978-79
 Cooper, George F. 2004-05-06
 Cooper, G.F. 1925
 Cooper, Douglas A. 1961-62-63
 Copeland, Charles W. 1972
 Copeland, Steve E. 1962-64-65
 Cord, Robert T. 1973
 Cordrey, Peter D. 1969-70-71
 Corhen, Bryan N. 1997-98-99-00
 Corker, Newman (m) 1930
 Corley, Robert E. 1974-75-76
 Costello, Glenn S. 1970-71-72
 Covington, Thomas P. 1988-89-90-91
 Cox, Jack T. 1975
 Cox, Jamal K. 1991-92-93-94(c)
 Cox, Jonathan B. 2000-01-02
 Cox, Lucas 2008-09-10
 Cox, Michael L. 2004-05-06-07
 Cox, Orion V. 1988-89-90
 Crawford, Elbert D. 1949-50-51
 Crawford, John 1942
 Crawford, Steven G. 1973-74-75
 Crenshaw, Christopher 2011-12-13
 Crenshaw, F. Jermaine 2000
 Crockett, L.D. 1938
 Crockett, Willis R. 1985-86-87-88
 Cross, Izaan 2009-10-11-12(c)
 Crowe, David (t) 1990-94
 Crowley, E.J. 1925-26-27(c)
 Crowley, Thomas L. 1974-75
 Crum, Richard M. 1962
 Culton, John B. 1966-67-68
 Cummings, Euclid 2011-12-13
 Cummings, R.H. 1943
 Cundy, Christine (t) 1998
 Cunningham, Douglas Brent 1969-70-71
 Curry, Nathaniel T. 2000-02-03-04(c)
 Curry, Shane 1986
 Curry, Terence W. 1986-88
 Curry, William A. 1962-63-64(c)
 Cushing, Glenn 1936-37-38
 Cushman, H.W. 1913-14
 Cutting, Michael D. 1975-77

D

Daffer, Terrell E. 1971-72-73
 Dale, Thomas D. 1966-67-68
 Daniel, J.E. 1943-44
 Daniel, Stephen E. 1973-74
 Daniel, Thomas D. 1977-78-79(c)
 Daniels, Conrad M. 1996-98
 Daniels, Prince A. 2002-03-04-05(c)
 Darby, Bobby (m) 1983
 Darby, Mike 1982
 Daugherty, Ben T. 1952-53-54
 Davenport, Steven D. 1985-86-87-88
 Davis A. 1923
 Davis, Darish 1978
 Davis, David H. 1951-52-53
 Davis, Dennis L. 2001-02-03-04-05

HISTORY

ALL-TIME LETTERWINNERS

Davis, Ellis B. (m) 1941
 Davis, Forrest D. 1969
 Davis, Jason 2007
 Davis, John H. 1983-84-85-86
 Davis, J.R. 1907-08
 Davis, John J. 1962-64
 Davis, Marcus, A. 1959
 Davis, Michael E. 1992
Davis, Melvin 2015
 Davis, O.G. 1918-19-20-21-22
Davis, Paul "P.J." 2013-14-15
 Davis, R.T. 1944-45-46-47(c)
 Davis, Richard K. 1961-62-63
 Davis, Tyler 2007
 Davis, V.L. 1918-19
 Davis, Wingfield A. 1960-61
 Davis, W.A. 1931-32-33
 Davis Jr., Donald L. 1993-94-95(c)
 Day, A.M. 1918
 Day, Curley R. 1989-90-91-92
 Daykin, Anthony A. 1974-75-76(c)
 Daykin, Richard 1976-77-78
 Days, Synjyn 2011-12-13-14
 Dean, Allen N. (m) 1961-62
 Dean, David 1984
 Dean, Doug 1987
 Dean, Norris C. 1932-33-34
 DeBardelaben, Stephen L. 1968-69
 Dee, Michael E. 1993-94-95-96
 Deeds, Derrick 1981
 Deese, Marion D. 1957-58-59
 de la Guardia, Mario 1980
 Delany, Joe H. 1956-57-58
 Denney, Walter C. 1965-66-67
 Denning, Donald L. 1957
 Dennis, Corey 2011-12-13-14
 DeVaughn, M.S. 1927
Devine, Shamire 2014-15
 Dewberry, John 1983-84-85
 Dickey, Allison (m) 1996-97-98
 Dickinson, Jon (m) 1983-84-85-86
 Dieke, Emmanuel 2010-11-12-13
 DiPace, Max 2002
 Dixon, Jimmy 2001-02-03-04
 Dobyys, Robert B. 1961
 Dodd, R.O. 1940-41-42
 Dodd, Walter O. 1956
 Dollar, Charles R. 1990
 Dombach, R.D. 1944
 Donley, D.J. 2007
 Dorough, J.H. 1943-44
 Dorsey, Nathaniel W. 2001-02-03
 Douglas, Carl E. 1969
 Douglas, John F. 1966
 Douglas, Tracy (m) 1998-99-00
 Dover, Robert L. 1956-57
 Dowling, J.H. 1917-19
 Doyal, R.L. 1919-20
 Doyal Jr., R.L. 1945-47-48-49
 Drennon, R.E. 1926-27-28
 Dripps, Charles S. 1974
 Drummond, Daniel 2011-12-13
 DuBard, W.H. 1910
 Duckworth, Randy A. 1969-70-71
 Dudish, Andrew C. 1969
 Dudley, Derrick M. 1999
 Duke, P.A. 1944-45-46
 Dukes, Jimmy Jason 1992-93-94-95
 Duncan 1915
 Duncan, Curtis D. 1992
 Duncan, Johnny W. 1968-69
 Dunlap, Christopher D. 2003-04-05-06

Dunlap, E.O. 1928-29-30(c)
 Dunmon, Lawrence D. "Trey" 2006-07
 Dunn, Duncan, F. 1965
 Dunwoody, H.R. 1916
 Durant, R.J. 1927-28
 Durden, Wanda (t) 1989
 Durham, James L. 1952-53-54
Durham, Step 2014-15
 Dwyer, Jonathan 2007-08-09
 Dyett, Marvin B. 1978-80-81-82
 Dyke, Daniel R. 1999-00-01-02
 Dyke, H.E. 1939-40-41
 Dykes, Bryce 2008

E

Earls, Correy 2007-08-09-10
 Eastburn, Reid P. 1992
 Eastman, William P. 1965-66-67
 Easley, Chuck 1983-84-85
 Eaves, S.P. 1940
 Echols, Berwin C. 1999
 Ecker, Harry A. 1954-55-56
 Eckford, Erroll (m) 1923
 Economos, Andrew J. 2002-03-04
 Ector, W.H. 1937-38-39
 Edge, Arthur B. 1952
 Edwards, Christopher B. 1996-97-98-99
 Edmunds, George R. 1965-66-67(c)
 Edwards, Darrell 1987
 Edwards, G.L. 1936-37
 Edwards, J.E. 1941
 Edwards, Kenneth M. 1965
 Edwards, Howard T.J. 1988-89-90
 Edwards, Mario 2008-09-10
 Edwards, W.H. 1928-29-30
 Egbinwiewe, Anthony 2008-09-10
 Elders, William E. 1961
 Eldredge, D.C. 1941-42
 Ellerbee, Terry E. 1972-73-74
 Elliott 1925
 Elliott, Bruce E. 1971-1972-1974
 Elliott, Thomas 1965-66-67
 Ellis, Carl S. 1976-77
 Ellis, Marion D. 1954-55-56
 Ellis, William C. 1965
 Elmer, E.E. 1909-10-11
 Elrod, Ronald H. 1965
 Emerson, C.L. 1908
 Emerson, Richard L. 1963-64
 Engel, Curtis S. 1970-71-72
 Enzweiler, Ronald J. 1970-71
 Ericksen, Harold J. 1959-60-61
 Ericksen, Kristen (t) 1993-94-95-96
 Escoe, Kenneth D. 1981-83
 Etheridge, Matthew T. 2000-01-02
 Etheridge, Robert G. 1979-80-81-82
 Eubank, Kim (m) 1987-88-89
 Eubanks, Bobby Joe 1955
 Eubanks, R.W. 1933-34-35
 Eubanks, Timothy E. 1967-68
 Evans, Jamaal 2006-07
 Evans, Larry (m) 1999-00
 Evans, Tyler 2006-07
 Evatt, Richard I. 1968-69-70
 Everett, Charles B. 1960
 Everhart, Clayton W. 1971-72
 Ewing, Tim 1988-89
 Ezell, C.S. 1929-30-31
 Eziemeffe, Ajenavi C. 2002-03-04-05

F

Fair 1925
 Faisst, H.A. 1928-29
 Faith, Joseph W. 1967-68-69
 Farmer, I.L. 1930
 Farnsworth, W.B. 1921-23-24
 Farr, Clay (t) 1992-93-94-95
 Farrer, Danny F. (m) 1968
 Farrington, William E. 1961-62-63
 Faucette, Floyd S. 1957-58-59(c)
 Faulk, Waymon D. 1963-64
 Faulkinberry, David L. 1975-76
 Faulkner, A.J. 1942-43
 Faulkner, Gary A. 1971-72
 Faulkner, Mike (t) 1980-81-82
 Ferguson, Edwin L. 1996
 Ferguson, Nicholas A. 1995
 Ferris, Henry A. 1949-50-51
 Ferst, F.W. 1918-19-20-21
 Fiebelkorn, Thomas M. 1965
 Fielder, K.J. 1912-13-14-15(c)
 Fields, Mark B. 1971-72-73
 Finch, Jay 2010-11-12-13
 Fincher, J.T. 1921
 Fincher, S.W. 1929-30-31
 Fincher, W.E. 1916-17-18-19-20(c)
 Findlay, Mark Garren 2003
 Finley, Arley D. 1957
 Fischer, Bruce A. 1963-64
 Fisher, Zach 2008-09
 Fitzgerald, C.W. 1927-28-29
 Fitzsimons, A.F. 1907
 Fitzsimons, J.M. 1934-35-36(c)
 Flanagan, D. 1947-48-50
 Flatau, Arthur 1975
 Fleetwood, C.G. 1922-23
 Fleming, Louis S. 1974
 Flowers, A.R. 1918-19-20-21(c)
 Flowers, Kim (m) 1983-85-86-87-88
 Flowers, M.J. 1930-31
 Flowers, Stanley M. 1955-56-57
 Flowers, William C. 1968-69-70
 Flowers III, Lethon 1991-92-93-94
 Floyd, Charles R. 1976-77
 Folkner, Andrew 2007-08
 Fonts, Eladio L. 1957
 Ford, Doug (m) 1983-85-86-87
 Ford, Gregory N. 1981-82
 Ford, Jeffrey S. 1969-70-71
 Ford Jr., Sidney B. 2000-01-02
 Foret, Russell A. 1959-60-61
 Forrester, Wallace 1924-25
 Fortier, Edmund A. 1979-81-82
 Fortier, Michael E. 1964-65-66
 Fortune, Elliott D. 1992-93-94
 Foschi, John Paul M. 2000-01-02-03(c)
 Foscue, C. (m) 1944
 Foster, Dave (m) 1979-80-81-82-83
 Foster, John D. 1965-66
 Foster, Stephen F. 1968-69-70
 Fox, Gary (t) 1973-74-75
 Fox, Keyaron J. 2000-01-02-03
 Fox, Sheldon J. 1978-79-80
 Foy, William S. 1973
 Foyle, R.A. (m) 1945
 Frakes, David H. 1994-95-96-97
 Frederick, Kyle W. 1990-91
Freeman, KeShun 2014-15
 Freeman, Russell W. 1989-90-91
 Frey, Roger A. 1952-53
 Friday, Raymond J. 1978-79

Frierson, Martin 2006-07-08-09
 Friscia, Joe (m). 1953
 Frizzell, Everett E. 1949-50
Fromayan, Eason 2014-15
 Fry, Erick J. 1989-90-91-92
 Fry, F.E. 1933
 Frye, C.A. 1921-22-23
 Fulcher, Sim B. 1957-59
 Fulcher, William M. 1953-54-55
 Furchgott, M.H. 1943-44
 Furlow, T.M. 1937-38

G

Gaines, H.D. 1944-45-46
 Gaiver, W.E. 1919-20
 Gallagher, James J. 1988-89-90-91
 Galloway, C.M. 1931-32-33
Gamble, Patrick 2013-14-15
 Gann, Stanley V. 1960-61-62
 Gardner, Adrian 2014
 Gardner, Andrew J. 2005-06-07-08 (c)
 Gardner, Ellis P. 1979-80-81-82
 Gardner, G.C. 1922-23-24(c)
 Gardner, Richard W. 1968-69-70
 Garrett, James W. 1975-76
 Gariety, Tony L. 1990
 Garner, Robert D. 1993-94-95
 Garside, Troy R. 2006-07-08
 Gast, Darrell 1983-86-87
 Gaston, Joe L. 1971-72
 Gaston, Joseph H. 2003-04-05-07
 Gaston, R.W. 1943
 Gathers, Gregory A. 1999-00-01-02
 Gause, Andrew Loyall 2005
 Gebhart, Smylie L. 1969-70-71
 Geertgens, Paul (m) 1989-90-91-92
 Geiger, Josh (m) 1999-2000
 George, Anthony (m) 1984-85-86-87
 George, Vincent B. 1979-80-81-82
 Georgetown, Gus (m) 1978-79-80-81-82-83-84-85
 Geren, Preston, M. 1972
 Gerhardt, Alfonso W. 1965-66-67
 Germany, Charles (m) 1972-73-74
 Gibbs, Wesley W. 1956-57
 Gibney, Richard B. 1972-73-74-75(c)
 Gibson, E.H. 1933-34-35
 Gibson, James L. 1966
 Gibson, W.C. 1937-38-39(c)
 Giddens, Scott 1991
 Gilbert, Joseph 2008-09
 Gilbreath, George C. 1949-50
 Gilchrist, Jerry M. 1989-90
 Gilliam, Venice L. Thomas 2002
 Gilliland, Robert F. 1952
 Gilmer, C.L. 1938
 Givens, Benjamin F. 1951-52-53
 Glad, Maurice L. 1966-68
 Glanton, T. Keith 1981-82-83-84
 Glazier, Weyman A. 1955-56
 Gleason, W.H. (m) 1946
 Glendenning, L.B. 1935
 Glenn, Jack 1931
 Glenn, John 1924
 Glenn, L.E. 1944-45-47-48
 Glenn, W. (m) 1927
 Glisson, Alan A. 1965-66
 Glover, R.G. 1915-16
 Glover, William 1999-00-01-02
 Godhigh, Robert 2010-11-12-13
 Godsey, George R. 1998-99-00-01(c)
 Godwin, Walter 1924-25

ALL-TIME LETTERWINNERS



■ Joe Harris (1972-74)



■ Eddie Lee Ivery (1975-78)

Godwin, Jason	1994
Gold, Scott H.	1990-91
Golden, Jamal	2011-12-14-15
Golden, R.F. (m)	1909-10
Goldsmith, J.W.	1930-31-32
Good, Larry V.	1966-67-68
Goodier, L.E. (m)	1907
Gooding, H.T.	1932
Goodroe, Robert S.	1958
Gookin, Richard B.	1954-55-56
Goolsby, Brent S.	1989-90-91-92
Goree, A.W.	1914-15
Goree, C.P.	1939-40
Goree, C.P.	1909-10-11
Goshay, Derek B.	1989-90-91-92
Goss, Harry	1952
Gossage, Tommy L.	1953-54-55
Gossage, Walker E.	1951-52-53(c)
Gossett, A.H.	1945
Gotsis, Adam	2012-13-14-15(c)
Gould, Janet (t)	1987-88
Grace, Mike	1976
Graham Reggie S.	1992
Graham, Zollie S.	1970
Granade, Kasey	1999
Granger, H.G.	1921
Graning, Charles H.	1959-60-61(c)
Grant, Lawton E.	1951
Grant, Walter B.	1953-54-55
Grant Rashaun A.	2004-05-06-07
Grantham, John M.	1998
Gravely, Adria (t)	1999-00
Gray, A.J.	2015
Graydon, E.D.	1929
Green, Jerome A.	1956-57-58
Green, Robert Sterling	2001
Green, Shawn	2011-12-13-14
Greene, Jeff	2011-12
Greer, David L.	1974
Greer, Henry C. (m)	1965-66
Gregory, Sean A.	1998-99-00-01(c)
Gresham, Thomas S.	1965-66
Gresham, William J.	1962-63-64 (c)
Griffin, Chris	2014
Griffin, Corey	2014-15
Griffin, Edward D.	1961-62
Griffin, J.S.	1946-47-48-49
Griffin, Jesse (m)	1999-00
Griffin, Lynn	2013-14-15
Griffin, Sedric	2006-07-08-09
Griggs, Steve (m)	1971-72
Grimes, Bill R.	1960
Grosz, Esmond A.	1987-88
Grubbs, Ronald L.	1961

Gubba, Matthew S.	1995-96-97-98
Guill, M.F.	1916-17-19
Gunter, George S.	1968-69-70
Guthrie, Dallis R.	1960-61-62
Guyon, J.N.	1917-18
Guyton, Gary D.	2004-05-06-07
Gwinn, Derek	1980-81-82-83
Gwynn, Robert S.	1968

H

Hackett, R.W.	1935
Haddock, Terry Edmond	1963-64-65
Hair, Henry R.	1951-53-54
Haley, William T.	1978-79
Hall, Andrew S.	2000-01
Hall, KaMichael C.	2003-04-05-06
Hall, H.E.	1923
Hall, Joseph A.	1951-52-53
Hall, Robert L.	2006-07-08-09-10
Hallman, Jay (t)	1989
Hamilton, Joseph F.	1996-97-98-99(c)
Hamilton, Keena (t)	1993-97
Hamilton, Tim (m)	1990
Hancock, J.K.	1940-41
Hand, Wesley R.	1963
Haney, Christopher M.	1993-94-96
Hankins, Beau	2013-14-15
Hardeman, Windle L.	1951-52-53
Harden, Patrick (t)	1999-00-01
Harden, Wesley C.	1975
Hardie, Gary E.	1976-77-78
Hardin, Allen	1950-51
Hardison, C. Hugh	1951
Hardwick, Joseph W.	1968-69-70
Hardy, H.B.	1941-42
Hardy, William R.	2003
Hargrove, Anthony L.	2001-02
Harkey, Stephen D.	1968-69-70
Harlan, J.W.	1917-19-20-21
Harper, W.Z.	1943
Harrell, Anthony	2012-13-14
Harrington, Mike	1982-84
Harris, Ali G.	1991-92
Harris, Bobby G.	1959
Harris, Ed (m)	1927-28
Harris, Fred L. (m)	1960
Harris, F.G.	1923
Harris, Joseph A.	1972-73-74(c)
Harris, Leslie	1996-97(tr)
Harris, Mackel J.	1976-77-78-79
Harris, Marcus	2007
Harris, William J. (m)	1964-65-66-67
Harrison, Anthony	1983-84-85-86

Harrison, C.G.	1943
Harrison, Danny K.	1987-88-89
Harrison, M.E.	1947-48-49
Harrison, N.C. (m)	1937
Hart, J.W.	1930-31-32
Hartley, M. Clayton	2000-01-02
Harvin, Charles R.	1948-49-50
Harvin, Harry T.	1965-66-67
Harwood, James G.	1962
Hatch, Jermaine	2000-02-03
Hauck, A.E.	1929
Hauenstein, Rudolph (m)	1952-53-54
Hawkins, James D.	1964
Haycock, Michael S.	1962
Hayes, J.A.	1914
Haygood, Jimmy	1968
Hays, L.C.	1934-35-36
Head, Anthony L.	1974-75-77
Healy, Robertson L.	1970-71-72
Healy, W.R.	1942-46-47(c)-48
Heard, Ralph L. (m)	1957-58-59
Hearn, Andy	1984-85
Hearn, W.W.	1926
Heflin, Malcolm D.	1978-79
Heggs, Marlon	1979-80
Helinger, Kerry S.	1970
Heller, Louis J.	1966
Heller, Will S.	2000-01-02
Helm, Michael G.	1977-78-79
Helmas, Mike (t)	1975-76
Helms, Jeannae (m)	1983-84
Helmer, Percy C.	1967-69
Helms, J.A.	1941-42-45
Helzer, C.W.	1944
Henderson, Eric C.	2002-03-04-05(c)
Henderson, Keith (m)	1970-71-72
Henderson, Kevin	1984-85
Henderson, Steven M.	1978-79-80-81
Henderson, Warren (t)	1979
Hendley, Daniel R.	1965
Hendricks, Thomas E. (m)	1961-62-63
Hendrix, David T.	1991-92-93-94
Henefield, George P.	1972
Hennessey, Alan W.	1971-72
Henry, Georgia W.	1964-65-66
Henry, Urban A.	1956-57
Hensley, Sam P.	1951-52-53
Henson, Douglas C.	1978-79
Herrington, Tommy (t)	1978-79-80-81
Herron, E.D.	1928-30
Hertenstein, James M.	1969
Hester, Marvius D.	1999-00-01-02
Hicks, David L.	1986-87-88-89
Hicks, John H.	1951
Hickson, Donald N.	1991-92-93-94
Higgins	1917
Higgins, Hal F.	2001-02-03
Hightower, J.T.	1919
Hightower, W.H.	1918
Hill, A.B.	1915-16-17
Hill, Andrew	1975-76-77-78
Hill, D.	1907-08-11
Hill, Dennis (m)	1969-70-71
Hill, Deon	2011-12-13-14
Hill, Harold C.	1965-66
Hill, Jason	2007-08
Hill, Kent A.	1976-77-78
Hill, M.E.	1943
Hill, R.G. (m)	1944
Hill, Richard	1973-74
Hill, Stephen	2009-10-11

Hillmeyer, Greg	1984
Hills, G.B.	1943-44-45
Hills, Richard	1985-86-87
Hinojosa, Roberto	2015
Hinson, Wayne D.	1974
Hoats, John R.	1969-70
Hodgdon, Greg (t)	1982-83-84
Hodge, Bobby G.	1981-82-83
Hoffman, Marvin D.	1969
Hoffman, Stacey (m)	1989-90-91-92
Hogan, Mark	1983-84-85
Holiday, Hobie L.	2000-01
Holland, R.F.	1925-27-28
Hollander, Robert E.	1966
Hollings, Tony T.	2000-01-02
Hollomon, Curtis J.	1996-97-98
Holloway, F.A.L. (m)	1934
Holmes, Keith F.	1987-88-89-90
Holt, Clifford R.	1960
Holt, F.L.	1929-30
Holton, Fred	2010
Holtsinger, E.M.	1944-45
Honeycutt, Bradley T.	2002-03-04-05
Hood, E.J.	1925-26-27
Hood, R.E.	1935
Hook, L.W.	1946-47-48
Hoover, C.M.	1943
Horn	1926
Hornbuckle, Robert E.	1969
Horne, Gregory K.	1971-72-73
Horton, Robert	1980-81-82-83
Horton, Tommy	1967
Houck, J.F.	1945
Houston, Reuben J.	2002-03-04-05
Howard, Cordaro	2006-07-08-09
Howard, Jeffrey A.	1990-91-92
Howard, Walter E.	1958-59-60
Howell, Kenneth R.	1979-80-81-82
Howington, Dan	1980-81
Huddleston, Gregory D.	1972-73
Huff, Charles F.	1954-55
Huffines, R.D.	1918-19-23-24
Hughes, Eddie L.	1969-70-71
Hughes, Ralph J.	1994-95-96-97
Hughley, Kelvin K.	1999
Humphreys, George W.	1952-53-54
Humphreys Jr., Henry C.	1948-49-50
Hunsinger, John S.	1953-54
Hunt, A.T.	1921-22-23
Hunt, Alex	1950-51-52
Hunt IV, Alexander Trotter	1998
Hunt, Cheyenne	2015
Hunt-Days, Jabari	2012-13-15
Hunter, Mark	1973-74-75
Huntley, Sammy L.	1981-83
Hutchinson, H.G.	1938
Hutko, Albert J.	1969-70
Hutto, David M.	1989-90
Hutton, W.B.	1912
Hydric, Lawton A.	1974-75-76-77
Hyland, Tim	1976

I

Ingle, Jaime (t)	2000-01
Inglett, Forest W.	1965-66
Ingram, Riccardo	1984-85-86-87
Inman, Richard E.	1951-52-53
Irby, C.P. (m)	1935
Irwin, B. King	1979

HISTORY

ALL-TIME LETTERWINNERS

Irwin, F.L.	1925-26
Isaacs, R.C.	1929-30-31
Isom, Roosevelt	1984-85-86-87
Ison, R.L.	1938-39-40
Ivemeyer, John	1982-83-84-85
Ivery, Eddie Lee	1975-76-77-78(c)
Ivery Jr., Eddie L.	2004

J

Jackson, Albert J.	1995
Jackson, Chris	2011-12
Jackson, Gary C. (m)	1970-71-72
Jackson, C. Huntington	1992
Jackson, Johnathan D.	2001-02-03-04
Jackson, Kyle	2008, 2010
Jackson, Reginald P.	1976
Jackson, Stephen H. (m)	1973
Jackson, Steven A.	1994-95-96
Jackson, Terry C. (m)	1973
Jackson, Thomas E.	1962-63-64

Jackson, Tre'

Jackson, Vernon E.	1971-72-73
Jackson, Will	2010-11-12-13
James, Calvin E.	1957-58-59
James, Dennis H.	1967-68-69
James, John E.	1948
James, Lois (m)	1986-87-88-89-90
James, Patrick M.	1985-86-87-88
Jamison	1926
Jane, Jay	1986-87
Jaracz, Robert	1980-81-82
Jarrett, Roy E.	1964-66
Jarrett, Robert Tyler	1991-92-93
Jarvis, Brian (m)	2000
Jarvis, Matt (m)	1994-95-96-97-98
Jasper, Deron	2007-08-09
Jefferson, Brad	2007-08-09-10 (c)
Jenkins, Herbert R.	1974-75-76
Jenkins, W.K.	1909-10
Jenkins, Darryl G.	1987-88-89-90(c)
Jerkins, Walter T.	1949
Jeune, Ricky	2014-15
Jobson Jr., Robert W.	1971
Joe, Errin	2014-15
Johnson, C.E.	1917-20-21
Johnson, Calvin	2004-05-06(c)
Johnson, Charles M.	1974
Johnson, Cleo C.	1972-73
Johnson, Gary L.	1999-00-01-02
Johnson, G.L.	1909-19
Johnson, Isaiah.	2010-11-12-14
Johnson, Jalen	2015
Johnson, James A.	2005-06-07
Johnson, James H.	1975
Johnson, James L. (m)	1953-54
Johnson, James M.	1974
Johnson, James R.	1952-55-56
Johnson, Kenton	2003-04
Johnson, Michael	2005-06-07-08 (c)
Johnson, Tim L.	1991
Johnson, Thomas B.	1990-91-92-93(c)
Johnson, Virgil L.	1996-97-98
Johnson III, Henry W.	1976-77-78-79
Johnston, J.T.	1913-14-15-16 (c)
Jolly, Michael R.	1976
Jones, A.E.	1935-36-37
Jones, Andrew Shawn	1989-90-91-92 (c)
Jones, Bart	1983-84-85-86
Jones, C.D.	1908

Jones, J.T.	1930-31-32
Jones Jr., James A.	1952-53-54
Jones, James D.	1965
Jones, J. Dante	1981-82-83-84
Jones, Lloyd Dwight "Djay"	2004-05-06-07
Jones, Roddy	2008-09-10-11 (c)
Jones, T.G.	1928-29-30
Jones Jr., Thomas F.	1971-72-73
Jordan, David M.	2003-05
Jordan, Dewey E.	1963
Jordan, Hugh Mitchell	1991-92
Jordan, J.A.	1946-47-48-49
Jordan, J.P.	1942
Jordan, Matthew	2015
Jordan, R.J.	1946-47
Jordan, W.H.	1935-36-37
Jordan, W.W.	1940-41
Joseph, Gary V.	1994-95-96
Josephson, Andrew D.	1998-99
Jurgensen, Paul	1985-86-87

K

Kagawa, Shaun	2014-15
Kalasky, Richard (t)	1994-95-96
Kallon, Francis	2013-14-15
Kamp, Matt	2007
Karlo, Daniel M.	1971
Katz, Morris	1934
Kaylor Jr., J. Leroy	1979-81-82
Keeling, Kane	2000
Keener, L.	1927-28
Keister, Jeffrey	1980-81-82-83
Kelley, John L.	1975-76-77-78
Kelley, Michael (m)	1970-71
Kelley, Michael D.	1978-79-80-81
Kelly, L.W. (m)	1940
Kelly, Quincy	2007-08
Kelly, Sam	1980-81
Kelly, W.J.	1945
Kelsey, Nathaniel	1985-86-87-88
Kemble, Jason A.	2000-01
Kentera, Larry K.	1979-80-82
Keprano, Anthony H.	1981-82-83-84
Kercher, Jim	1996-97
Kercher, Mark E.	1976
Ketzner, Joe (t)	1996
Key, Donald Brent	1997-98-99-00(c)
Kicklighter Jr., Haven L.	1964-65-66
Kidd, Charles W.	1966-67-68
Kidd, John Paul	1920-21
Kidney, Tyler	2010-11-12
Kittie, James H.	1966
Kilzer, J.W.	1943-45-46
Kimsey, Richard A.	1990-91-92-93
Kinard, William D.	1966-67-68(c)
King, Chris (m)	1991-92-93-94
King, Cliff	1924
King, Donald K.	1965-66-67
King, Malcolm	1984-85-86-87(c)
King, Miles	2007
King, Noah H.	1998-99
Kingrey, Carlo	1946
Kirkpatrick, Robert G. (m)	1967-68
Kitchen, Jimmie	2013
Klare, John	1984-85
Klock, Trey	2015
Knapp, Kevin R.	1998-99
Knox, Lambert J.	1951-52
Konemann, M.J.	1935-36-37

Koncul, Christopher	2001
Koon, Keron Reginald	2000-01-02
Kramer, Stephen A.	1968-70-71
Krish, Zach	2008-09-10
Kroll, E. James	1973-74-75
Kroner, F.R.	1931
Kryszon, Guenter	1998-99
Kryszon, Kim (m)	1998
Kuale, Ejiro M.	2001
Kuhn, James	1941-42
Kupper, Robert G.	1974-75
Kushon, James E.	1990-91-92
Kyker, D.C.	1945
Kyle, Ronald K. (m)	1954-55
Kyle Jr., George G.	1974-75-76

L

Lackey, D.E.	1937-38-39
Lackey, J.D.	1931-32-33
Ladner, Larry	1950
Lafkowitz, Larry M.	1959-60-62
Lagana, John E.	1965-66-67
Laircey, Jim L.	1969-70-71
Lam, Herman	1969-71
Lamar, L.H.	1918
Lamb, H.W.	1941
Lambert, Carole (m)	1978
Lamprey, Ruth (t)	1988
Landers, Mike	1994-95
Landry, Dawan F.	2002-03-04-05
Lands-Davis, Mikell	2015
Lang, R.M.	1913-14-15-16
Lang, Thomas D.	1971-72-74
Langstaff, Witt	1948-49
LANIER, Gary A.	1976-77-78-79
Lansing, A.R.	1945-48
Lantz, Toby	1982-83
Lantz Jr., Richard W.	1970-71-72(c)
Lasch, John A.	1956-57-58
Laskey, Zach	2011-12-13-14
Lassiter III, Issac H.	1965
Lavallee, Charles R. (m)	1964-65-66-67
Lavette, Robert L.	1981-82-83-84
Lavin, James W.	1988-89-90
Law, H.G.	1929-30
Lawrence, Allen (m)	1978-79
Laws, E.E.	1931-32-33(c)
Lawson, Carl A.	1989-90
Lawson, Clyde W.	1959
Lawson, John W.	1961
Lawston, Anthony L.	2000-01-02
Laxson, Victor V.	1961
Leach, John (m)	1928
Lear, Donald J.	1987-88
LeBey, C.D.	1920-21
Lederle, Albert J.	1961
Ledford Jr., Parvin E.	1963
Lee, Brian T.	2000-01-02
Lee, C.L.	1940
Lee, Garrett P.	1962-63-64
Lee, Gary	1983-84-85-86
Lee, Ivery	1983-84-85-87(c)
Lee, Rodney J.	1977-78-79
Lee, Vad	2012-13
Leidy, Dale W.	1979
Lentz, Jeff	2009-10
Leone, Christopher M.	1994
Lester, Gregory J.	1987-88-90-91
Leuhrman, H.	1909-10-11

Levens, Herbert Dorsey	1992-93(c)
Lewis, Charles M.	1958
Lewis, Clarence Jamal	2004-05-06-07
Lewis, Clifford S.	1976
Lewis, F.C.	1909-10
Lewis, John D.	1990-91
Lewis, Richard O.	1969-70-71
Lewis, Ronald W.	1958
Lewis, Terrell	2014
Lipfert, James	2006-07-08
Lillard, J.B.	1926-27
Lillie, Michael J.	1997
Lilly, Sammy	1983-84-85-87
Lincoln, James M.	1991-92-93-94
Lincoln, Robert W.	1961
Lindsey, J.B.	1934-35-36
Lindsey, Steven L.	1987
Lindsay, Charles S.	1969-70
Linginfelter, William S.	1955
Littleton, Harry J.	1961
Liu, Arnold (t)	1998
Lloyd, Steve (m)	1978-79-80
Lockhart, Jon	2009-10
Loeb, A.L.	1911-12-13
Loesch, Casey B.	2001-02
Logan, M.J.	1943-44(c)
Logan, Mark A.	2001-02-03-04
Logan, Reginald B.	1958
Logan, W.W.	1942
Long, Joshua W.	1998
Long, Stanley M.	1972-73
Lonowski, Jacob L.	2005-07
Loome, Brian (m)	1989-90-91
Lothridge, Billy L.	1961-62-63(c)
Loth, Lawrence D.	1977-78-79-80
Lowrey, R.O.	1942
Lubischer, Anthony J.	1973-74-75
Lucas Jr., J.	1913-14
Luck, C.F.	1907
Luck, J.	1910
Luck, J.K.	1942
Luck III, James K.	1970
Luginbill, Thomas C.	1994
Lukkar, Steven B.	1975-76
Lumpkin, Roy	1928
Luna, R.C.	1929
Lupton, Dale B.	1948-49
Lusk, Bob	1950
Lutz, David G.	1979-80-81-82(c)
Lyman, W.P.	1921-22
Lynch, Clinton	2015
Lyons, Matthew A.	1950-51-52
Lyons, Preston	2009-10-11
Lyons, R.M.	1934

M

Mabra, Ronald	1998-99
Machen, B.J.	2009, 2011
MacIntyre, George Michael	1987-88
Mack, Charles	1985-86
MacKendree, James A.	1989-90-92
Mackley, Roy L.	1958
Macy, Richard T.	1970-71-72
Madigan, William V.	1999
Maiello, Peter P.	1994-95
Maggiore, Joe (t)	1994-95
Maier Jr., Frank H. (m)	1958-59
Maker, David	1995
Malone, Alfred W.	2001-02


HISTORY

ALL-TIME LETTERWINNERS



■ **Eddie McAshan (1970-72)**

Malone, George R.	1985-86-87-88
Malone, Jonathan	2007-08
Malone, K.G. (m)	1914
Malone, Ralph	1982-83-84-85
Maloney Jr., William H.	1981
Malooof, George B.	1949-50-51
Malooof, Jeffrey R.	1987-88
Malta, Joseph W.	1974-75
Mancaruso, James M.	1988
Mancil, Steven Wade	1993
Maness, Devon	1978-79
Manget, Thomas Luke	1999-00-01-02
Manion, Tim	1982-83-85-86
Manley, Kyle T.	2005-07
Mann, Devon	1978-79
Mann, Danny J.	1978
Manning, George	1941-42-43(c)
Manning, Mark	1980
Manzoor, Ashley (t)	1999
Marble, James A.	1977-78
Marcordes, Tyler	2012-13-14
Marion, Jessie D.	1986-87-88-89
Marium, Adele (m)	1982
Marius, Laurence	2006
Maree, G.L.	1928-29-30
Marshall, Andrew	2014-15
Marshall, J.A.	1940-42(c)
Marshall, John	1924-25-26
Marshall, Marcus	2015
Marshall, Taqoun	2015
Marston, Sean (m)	1994-95-96-97-98
Martimucci, Lisa (m)	1980
Martin, Buck	1950-51-52
Martin, Christie (m)	1987
Martin, Stephen (m)	1999
Martin, Jake W.	1961-62-63(c)
Martin, Jon S.	1961-62-63
Martin, L.J.	1925-26-27
Martin, Michael D.	1980-81-82-83
Martin, Ryan (m)	1991-92-93-94
Martin, W.S.	1933-34
Martin Jr., Jake W.	1986-87-89-90
Marvin, John	2014-15
Mason, Kent L.	1974
Mason, Shaquille	2011-12-13-14(c)
Mason Jr., Rausey W.	1957-58
Massa, Alison (m)	1995-96-97
Massey, Irving M. (m)	1939
Massey, Robert	1984-85-86-87
Mathews, George	1944-45-46-47
Mathias, Clark	1915-17-18
Mathis, Jeffrey D.	1986-87-88-89
Matlock, John R.	1961-62-63
Matthews, Michael	2004-05-06



■ **Wade Mitchell (1953-56)**

Matthews, W. Clay	1947-48-49
Matthews, Zach	2015
Mattison, Richard C.	1954-55-56
Matvay, Russell	1998-99-00-01
Mauck, H.M.	1914-15-16
Mauldin, Tim	1984-85
Maynard, Charles N.	1956-57
Mays, Jerry D.	1985-86-88-89(c)
Mays, Reggie	1983
Mayton, John A.	1969-71
McAden III, Rufus Y.	1962
McArthur, J.R.	1930-31-32
McAshan III, Eddie	1970-71-72
McCabe, Richard	2001
McCaskill, Robert M.	1974-75
McCauley, George R.	1955
McClary, Jerimiah	1987-88-89-90(c)
McClellan, Austin	2013-15
McCloskey, Frank	1968-69-70-71
McCommons, Stephen R.	1976-77
McConnell, F.	1922-23
McCord, D.E.	1913-14
McCoy, Delma S.	1964-65-66
McCoy, Robert H.	1947-48-49-50
McDaniel III, William D.	1974-75
McDevitt, Sean L.	1986-87-88
McDonald, Alf	1912-13
McDonough, J.J.	1919-20-21-22
McDowell, M.C.	1908
McElroy, Joshua	1999
McEwen, Jeni (t)	1991-92
McFadden, Robert (t)	1989-90-93
McGaughey, William C.	1959-60-61(c)
McGee, Curtis L.	1993-94-95-96(c)
McGill, Jason	1990-91-92
McGuire, Xavier R.	2003-04-05-06
McHugh, W.P.	1941-42-46
McIntosh, J.C.	1944-45-46(c)
McIntyre, J.F.	1921-22-23(c)
McIntyre III, D.I. (m)	1939
McKay, Antonio	1983
McKayhan, Daniel	2009-10-11
McKee, J.W.	1929-30-31
McKenzie, Michael A.	1971-72-73
McKinley, J.E.	1934-35
McKinney, R.H.	1945-46-47-48
McKinney, William S.	1958-59
McKinnon, Bobby	1968
McLaughlin, Mark P.	1972-73
McLean, O.C. (m)	1937
McLeod, William L.	1972-73-74
McManus, Nathan P.	2004-05-06-07
McMath, H. (m)	1919
McNabb, Dale (m)	1985-86-87

McNair, Tremayne	2011-12-13-14	Moore, W.A.	1912
McNamara, Kevin M.	1970-71-72	Moorer, W. Daniel	1964-65-66(c)
McNamara, Sean (t)	1988-89-90-91	Moorhead Jr., Robert	1950-51-52
McNames, Patrick M.	1960-61-62	Morehouse, Christopher W.	2000-01-02
McNearney, Sam	2014	Morelock, Delmar, C.	1976
McNeill, Charles A. (m)	1963-64	Morgan, Derrick	2007-08-09 (c)
McPhaul, L.G.	1908	Morgan, J.P.	1935-37
McRae, D.F.	1925-26	Morgan, Mark	1980
McRae, Nick	2009-10-11-12	Morgan, Tyler	2009-10-11-12
McRee, C.A.	1921	Moriarty, Patrick J.	1973-74-75-77
Means, C.P.	1908	Morris, George	1950-51-52
Means, E.B.	1911-12-13	Morris, George W.	1962-64
Medintz, Jeff (m)	1975-76	Morris, Greg A.	1992-93-94
Meier, Julie (t)	1992	Morris, James L.	1952-54
Melton, Tyler	2008-09-10-11	Morris, Jimmy M.	1953-54-55(c)
Melvin, Lamar C.	1966-67	Morris, Larry C.	1951-52-53-54(c)
Melvin, Michael	1985-86-87	Morris, Peyton (t)	1989-90-91-92
Mendheim, James R.	1961-62-63	Morris, W.H.	1932
Menegazzi, Paul D.	1981-83-84	Morrison, D.E.	1914-15-16(c)
Menger, Johnny V.	1953-54-55-56	Morrison, Mot J.	1954
Menocal, Nick	2011-12-13	Morrow, H.K.	1943
Mercer, Michael K.	1972-74	Morton, Joel T. (m)	1962
Merchant, Emmett A.	1988-89-90-91	Moss, Jack S.	1959-61
Meridieth III, Lonnie L.	1978	Mote, Wayne G.	1985-86-87-88
Merkle, Gus	1924-25	Muerth, A.M.	1939-40
Merritt, James	1990	Mugg, Kenneth E.	1966
Merriweather, Tyler	2014	Mulherin, Matthew W.	1949
Messick, Antonio	2014-15	Mullen, William S.	1986-87-88-89
Middlebrooks, Jack S.	1965	Mumford, Galin E.	1968-69
Middleton, Harvey	1994-95-96-97(c)	Mundorff Jr., Roy M. (m)	1950-51-52
Milam, Woodrow M.	1989-90-91-92	Munroe, Malcolm	2009-10-11-12
Miles, Carl	2010	Muns, Michael	2015
Miles, Jermaine L.	1995-96	Murchison, Jeff	1993
Miller, Don E.	1954-55-56	Murdock, C.H.	1944-46
Miller, Hal	1950-51-52	Murphy, Fred J.	1958-59
Miller, Matthew L.	1997-98-00	Murphy, R.W.	1937-38-39(c)
Miller, Veryl E.	1989-90	Murphy, T.M.	1922
Miller Jr., Birl B.	1972-73	Murphy, Thomas J.	1964
Milligan, Harry	1931	Murray, J.A.	1931
Mills, H.F.	1943	Murray, James G.	1974
Milo, Michael W.	1971	Murray, John A.	1925
Milton, Chris	2012-13-14-15	Murray, Matthew T.	1978
Minter, Michael M.	1995-96	Murray, Sam D.	1924-25-26
Mitchell, Brant	2015	Muyres, Jeremy J.	1999-00-01-02(c)
Mitchell, Christopher M.	1969	Muyres, Jon R.	1996-97-99-00(c)
Mitchell, LaShon D.	1994	Myddleton, W. Smith	1964-65-66
Mitchell, Ross	1998-99-2000-01(c)	Myers, Christopher T.	1995-96-97
Mitchell, R.M.	1945	Myers, Don	1950
Mitchell, W.M.	1921-22	Myers Jr., Charles D.	1973-74-75
Mitchell, Wade T.	1953-54-55-56(c)		
Mizell, L.W.	1927-28-29		
Modrak, Frank M.	1976		
Molina, Yoel	1993-96		
Momon, Clinton	1977-78-79		
Montague, A.F.	1912-13-14		
Montgomery, Joe	1982		
Moody, Travis	1986-87		
Mooney, Michael P.	1988-89-90-91(c)		
Mooney, Stephen W.	1979-80-82		
Moore, Daniel (m)	1994-95-96-97-98		
Moore, F.B.	1923-24		
Moore, Gary M. (m)	1971		
Moore, George E.	1978-79		
Moore, H.	1908		
Moore, Jack G.	1969-70		
Moore, Jeremy	2012		
Moore, Justin	2011-12		
Moore, Justin (m)	1999-00		
Moore, J.S.	1934		
Moore, Mike (m)	1970-72		
Moore, Nicholas J.	2003		

N

Nabelle, E.G.	1921-23-24
Nabors, Jerry H.	1955-56-57
Nail, Jimmy A.	1959-60-61
Nance, A.S.	1913
Naples, Andrew P.	1974
Nealy, Quayshawn	2011-12-13-14(c)
Negus, Dale	1983
Neblett, H.C.	1930-31-32(c)
Neese, Darrell	1991
Nelson, Richard R.	1965-66-67
Nephew Jr., David S.	1975
Nesbitt, Joshua	2007-08-09-10 (c)
Nesbitt, M.M.	1918-19
Nettles, J.E.	1940
Neuss, William J.	1991-92-93-94
Newberry, LeShawn	2005-06
Newmanner, Mike (m)	1968-69-70
New, Wayne C.	1969
Newman, Robert B.	1977-78-79

ALL-TIME LETTERWINNERS

Newmarker, Michael W. (m)	1968-70
Nicholl, Michael O.	1959-60-61
Nicholson, Erick M.	1970
Nickels, Scott (m)	1980-81-82-83
Niebanck, Michael E.	1979-81-82
Nilson, Rodney C.	1992
Nix, John P.	1963
Nix Jr., Frank H.	1958
Nixon, J.U.	1935-36-37
Noble, Dominique	2012-13-14-15
Noe, James M.	1955
Nolan, James S.	1946-47-48
Nordmann, Patrick	2010
Norris, Steven H.	1969-70
North, Don (m)	1978
North, Robert E.	1948-49-50
Norton, Darrell D.	1981-82-83-84
Novak, George A.	1971
Nowell, Hal Gordon (honorary)	1919
Nuener, Donald F. (m)	1970-71-72-73
Nutting Jr., John E.	1959-60

O

Oenbrink, Robert M.	1969
Okebie, Onu	2010
O'Kelley, C.S.	1945
O'Leary, Timothy	1991
O'Leary, Martin	2001
Olive, Sammy R.	1979-80
Oliver, Adam M. L.	2004-05-06-07
Oliver, Brandon	2013-14-15
Olson, J.W.	1945
Oltz, H.F.	1927
O'Neal, John F.	1978
O'Neill III, John C.	1969-70-71
O'Neill Jr., John H.	1948-49
O'Neill, Michael O.	1961
Ornuwalu, Denis	2015
O'Reilly, Thomas	2013
Ormsby, W.J. (m)	1945
Orr, Jeffrey E.	1977
Osborne, Terrell H.	1977-78
Oven, John M.	1970-71-72
Owen, Charles L.	1987-88-89
Owen, Kenneth S.	1954-55-56
Owens, Phillip A.	1979
Owings Jr., James B.	1971-72-73

P

Padgett, Travis (m)	1983-84-85-86-87
Page, J.A.	1937-38
Page, P.F.	1942
Page, Warren Craig	1996-97-98
Paige, Jamal	2009-10
Pair, R.H.	1939
Pallman, Charles M. (Chip)	1968-69-70
Palmer, Brian (m)	1986-87-88
Palmer, Thomas M.	1985-86-87-88
Papushak, Jeffrey A.	1991-92-93-94
Paquette, Alex	2007
Parham, R.S.	1926-28
Parker, Edward H.	2005
Parker, Ken	1982-83-84-85
Parker, Stacy J.	1989-90-91-92
Parker, Travis A.	2002-03-04
Parise, Ron	1972
Pasanella, Dave	1983-84
Paschal, William A.	1942

Paschal, William A.	1962-63-64
Paschel, R.S. (m)	1946
Pass, James R.	1975-76-77(c)
Patman, Todd (m)	1992
Patterson, Donald R.	1976-77-78(c)
Patterson, H.W.	1908-09-10-11
Patterson, Jack D.	1951-52
Patton Jr., George Lee	1994-95
Patton, J.S.	1913-14
Patton, James W.	1947-48-49-50
Paul, Jerry L.	1968
Pauline, James V.	1965
Paynem, Robert G.	1975
Pearce, Edmund F. (m)	1958-59
Pearson, Toby	1984-85-86-87
Pedrick, L.E. (m)	1945
Peek, Colin D.	2005-07
Peek, J.W.	1945
Peeler, T.B.	1931
Peeler, Patrick	1993
Peeples, Embry	2008-09-10-11
Peeples, Frank (m)	1946-47-48
Peeples, Joel T.	1977-78-79-80
Penley Jr., James W.	1965-66-67
Peoples, Kevin L.	1989-90-91-92
Perdoni, Renso G.	1969-70
Perdue, Dan (m)	1999-2000
Perkerson, J.G.	1933-34
Perkerson, L.N.	1939
Perkins, Charles	2011-13-14
Perkins Jr., Thomas B.	1978-79
Perry, Elton P.	1954
Perryman, Nathan	1993-94-95-96(c)
Person III, James W.	1968-69
Peters, Jason	2008-09-10-11
Petersen, W.B.	1931-32-33
Peterson, Michael	2008-09-10-11
Petit, J.W.	1946-47-48
Pettis, Terry L.	1987-88-89-90
Pharr, Stephen B.	1989-90-91(c)-92(c)
Phenix Jr., H. Rees	1952-54
Phillips	1919(c)
Phillips, D.J.	1932-33-34(c)
Phillips, G.M.	1915-16-17-19(c)
Phillips, J.R.	1943-44-46-47
Phillips, Jeremy M.	2002
Phillips, Michael D.	1981-82-83
Phillips III, Otis D. (m)	1958-59-60
Pickering, Deidre (t)	1994-97
Pierce, Jeffrey A.	1978-79-80-81
Pike, Mark	1982-83-84-85
Pilgrim, Raymond W.	1957-58-59
Piller, Zachery P.	1994
Pippin, John (m)	1975-76-77
Pitts, Fred (t)	1975-76
Pizzati, H.E. (m)	1933
Plaster, R.A.	1940-41-42(c)
Polk, Charles D.	1968-69
Poole, George	1950-51-52
Poole, J.M.	1932-33
Poole, W. Owen	1924-25-26 (c)
Poole, Sean	2010-11-12-13
Pope, E.G.	1946-47-48-49
Poree, Albert	.2001
Porter, C.E.	1912
Porter, Joel E.	1973-74-75-76
Porter, John K.	1983-84-85
Porter, John T.	1986-87
Potts, William (m)	1989-90-91-92
Pounds, Cleve	1982-83-84-85
Powell, David C.	1998

Powell, James R.	1959-60
Powers, Steven	2007
Prather, Robert S.	1963
Preas, J.H.	1913-14-15-16
Preston, C.B.	1934-35-36
Pretz, Dick	1950-51-52
Price, Elbert L.	1966
Price, Elliot A.	1974-75-76
Price, Mitchell	1993
Priestley, Jerry M.	1963-64-65
Prokop, E.S.	1942-43
Pund, H.R.	1926-27-28(c)
Purvis, James A. (m)	1970-71
Putnal, Stephen S.	1971-72-73

Q

Queen, William L.	1947-48-49
Quigg, B.G.	1939-40
Quinn, Martin	1993
Quinton Jr., Billy D.	1977

R

Ragains, Stephen (m)	1988-89
Raible, Steven C.	1973-74-75
Raine, J.M.	1935
Rainey, H.W.	1913
Rampley, C. Todd	1985-87-88
Randolph, R.L.	1926-27-28
Rank, Matthew B.	1978-79-80
Rassau, Thomas J.	1974
Rathbun, Ira	1950
Ratterman, G.A.	1920
Ray, Darryl	1989-90
Rawlins, Ricky A.	1973
Razayeski, Jerome (t)	1989-90-91-92-93
Read, R.C.	1927
Rearden, Joseph W.	2003
Redford, David E.	1951-54
Reed, John N.	1957-58-59
Reed, Lamont S.	1993
Reese, Boyd T. (m)	1964-65-66
Reese, Dominique	2007-08-09-10
Reese, James C.	1990
Reese, Larry C.	1976-77-78
Reeves, Charles E. (m)	1956-57-58
Reeves, H.L.	1923
Reeves, Robert	1924
Register, Gerry G.	1974
Reid Jr., James E.	2004-05
Reid, Lee R.	1959-60-61
Reid, Rashaad	2008-09-10-11
Reid, R.C.	1926
Reilly, Hugh O.	2000-01-02-03(c)
Reis, Christopher E.	2002-03-04-05(c)
Rhino, Chappell	1950-51-52
Rhino, Daniel V.	1974-75-76
Rhino, Kelley W.	1999-00-01-02
Rhino, Randall P.	1972-73-74
Rhodes, Matthew D.	2004-05-06-07
Rhodes, Robert M.	1988
Rice, Anthony L.	1990-91-92-93
Rice, Ronald	1980-81-82-83
Richard II, Darryl	2004-06-07-08 (c)
Richards, C.P.	1939
Richards, Charles James	1994
Richardson, Alpette	1975-78-79
Richie, Robert W. (m)	1962-63-64
Riddle, Dave	1982


Riede, Brian (t)	1982-83
Riggle, John O.	1969-70
Riles, Wayne J.	2006
Rimmer, Walter	1937-38
Ritter, W.O.	1943-44
Roberson, Avery R.	2004-05-06-07
Robert, L.W.	1907
Roberts, C.H.	1933-34
Roberts, Chase	2013
Roberts, Linwood	1954
Roberts, Roderrick D.	1996-97-98
Roberts, S.A.	1935-37
Roberts, Tommy (t)	1978-79-80
Roberts-Blake, Raymond A.	2000-01-02 (c)
Robertson, Darrell T.	2004-05-06-07
Robertson, Greg	1985
Robertson, Justin E.	1995-96-97-98
Robinson, C.B.	1909-10
Robinson, Donald R.	1971-72-73
Robinson, James P.	1972-73-74
Robinson, Leon A.	2001-02-03-04
Robinson, Robie	1950
Robinson, Tony	1997-98-99-00
Robison Jr., David M.	1956-58
Rochester, Denny A.	1979-81-82
Rocker, Albert	2008-09-10
Rodgers, Franklin C.	1951-52-53
Rodriguez, Robert E.	1989-90-91-92
Rodwell, Ryan	2012-14-15
Rogers, Alan	1980
Rogers, Bill	1980
Rogers IV, Charles B.	1965
Rogers, Eugene Jackson	2002-03
Rogers, J.R.	1917-18
Rogers, John E. "Charlie"	1995-96-97-98(c)
Rogers, Nicholas Q.	1999-00-01(c)
Rogers, Phillip F.	1995-97-98-99
Rogers, Ronald W.	1994-95-96-97(c)
Rogers, Stuart	1980-81-82-83
Rogers, Travis W.	2005
Rollins, Robert T.	2005
Rollow, T.A. (m)	1944
Roof, Terence E.	1982-83-84-85(c)
Rook-Chungong, Rod	2014-15
Roper, Bradley R.	1977-78
Rosamilia, Mike	1983-84-85-86
Rosamond, W.I.	1935
Rose, John L.	1975-76
Rose, Shane (t)	1990-91-92
Rose, Thomas E.	1955-56-58
Rosinski, Michael D.	1970
Ross, Arthur E.	1950-51
Rotenberry, Paul D.	1954-55-56
Rountree, A.J.	1914
Roush, Elena (m)	1988
Roush, Mike (t)	1986-87-88-89
Rowe, Jonathan	2003
Rowlett, Mark	1977
Rucker, Charles A.	1974-75-76-77
Rudolph, Coleman H.	1989-90-91-92(c)
Rudolph, Jake	1950-51-52
Rudolph, John L.	1957-58-59
Rudolph, Russ (m)	1986-87-88-89
Ruffin, Larry W.	1951-52-53
Rush, Angelo	1989-90
Rusk, W.	1927-28-29(c)
Rutherford, Bruce F.	1969-71
Rutland, Reginald	1983-84-85-86
Ryckley, A.E.	1941-42

HISTORY

ALL-TIME LETTERWINNERS

S

Sackett, G.W.	1934
Saint-Amour, Anree	2015
Sale, Oliver H.	1954-55
Salem, Richard	1981-82-83
Salisbury, Kevin M.	1986-87-88-89
Salome, Joe M.	1950
Sammons, David	1994
Sampson, Michael J.	2002
Sams, Russell (m)	1991
Sanders, C.R.	1939-40-41 (c)
Sanders, Hugh A.	1964
Sanders, Leavitt F.	1972-73
Sanders, R.J. (m)	1941
Sandlin, Elizabeth (t)	1992
Sanford Jr., Lucius M.	1975-75-76-77 (c)
Santospage, Louis F.	1968
Sargent, John A.	1972-73-74
Satterfield, James (m)	1966-67
Saunders, Jalen	2014-15
Saussy, Hugh	1924
Scales III, Herbert K.	1974-75-76
Scarboro, D.D.	1918-19-20-21
Scharfshwerdt, E.	1943
Scharfshwerdt, William R.	1949
Schmidgall, David E.	2000-01
Schmidt, Robert K.	1978-79
Schnitzer, Ray L.	1974-75-76-77(c)
Schroeder, Charles (m)	1968-69-70
Schroeder, Christian	2003
Schroer, John W.	1964-65-66(c)
Schultz, Mark H.	1980-81-82
Schwetje, Craig	1993
Scott, Kenneth M.	2003-04-05-06
Scott, Franklin R.	1990-91-92
Scott, Rusty	2013-15
Scotton, Stefan D.	1987-88-89-90
Scully, David	2011-12
Scully, Dennis W.	1972-73
Seager, Tim	2013-15
Seamon, Robert B.	1966-67-68
Searcy, Qua	2015
Sellers, Bradley A.	2006-07-08-09
Sellinger, Frank L.	1965
Sendobry, Doug	1985-87
Sennett, Bill	1953-54
Senules, Edward A.	1975
Senter, J.C.	1914-15-16
Sernulka, Leonard S.	1975
Serpico, Matt	2014
Sessions, Lee	1924
Seward Jr., James P.	1962-63-64
Sewell, Charles D.	1963-64
Sewell, Donald R.	1976-77-78
Sexton, Frank M.	1961-62-63
Sexton, Thomas K.	1976-77
Shamburger, Ellis L.	1954
Shamburger III, Ellis L.	1975-76-77-78
Shank, Donald P.	1973-74-75
Shank, Jeffrey E.	1977-78 (c)
Sharp, Anthony Scott	1994
Sharpe, John F.	1963
Shaver, T.W.	1917
Shaw, C.F.	1933-34
Shaw, C. Brandon	1995-96-97
Shaw, Gene	1938-39-40
Shaw, Jamie (m)	1996-97
Shaw, Jared (Jaybo)	2008-09
Shaw, William L.	1958-59-60
Sheffer Jr., Powell P.	1949-50-51
Sheffield, Mark J.	1979-80-81-82



■ **Scott Sisson (1989-92)**

Sheldon, R.W.	1941-42
Shell Jr., John W.	1963
Shelley, Robert S. (t)	1968-69
Shepard, Derrick L.	1994-95-96-97
Sheppard, Steve V.	1975-76-77
Sheridan, Michael A.	1995-96-97-98
Sheridan, Robert E.	1961
Sherman, Robert G.	1951-52-53
Sherrill, Jeff	1986
Shershin, Mike (m)	1979-80-81-82
Shields, William D.	1972-73-74
Shiver, David N.	1968-69-70
Shoemaker Jr., Jacob W.	1952-53
Shook, Claude E.	1965-66-67
Showman, Mark A.	1975-76
Shuberg, David A.	1992
Shuler, Theodore R.	1951-52
Shulman, I.	1927-28
Shuman, Jimmy H.	1960
Sias, John R.	1966-67-68
Sides, James V.	1959-60
Siffri, Joseph C.	1987-88-89-90
Silvers, Chris (t)	1986-87-88
Simerville, Lester T.	1957-58
Simmons, Antonio	2014-15
Simmons, Charlie	1991-93-94
Simmons, Christopher	1987-88-89-90
Simmons, David A.	1962-63-64
Simmons, DeShaan Z.	1995-96-97
Simmons, Reid W. (m)	1967-68-69-70
Simmons, Roy F.	1975-76-77-78
Simons, James S.	1977-78-79
Sims, David B.	1974-75-76
Sims, David	2010-11-12-13(c)
Sims, Jack	1986
Sims, Quentin	2009
Sims, T.F.	1935-36-37(c)
Sims, W.E.	1937
Sinclair, B.W.	1909-10
Singleton, Timothy M.	1957
Sircy, Walter Z.	1960-61-62
Sisson, Scott O.	1989-90-91-92
Skalko, John J.	1972-73
Skelton, Lancen S.	1978-79-80-81 (c)
Skov, Patrick	2015
Slaten, R.L.	1942-46-47
Slater, Alicia (m)	1988-89
Sloan, B.H.	1929
Stocum, J.R.	1931-32-33
Smales, Bill	1985
Smelter, DeAndre	2013-14
Smith, Andrew W.	2005-06-07-08
Smith, Austin J. (A.J.)	2005-06-07-08
Smith, A. Nelson (m)	1953
Smith, B.D. (m)	1945



■ **Pat Swilling (1982-85)**

Smith, Ben S.	1959-60
Smith, Brad	1985
Smith, C.B.	1907
Smith, C.S.	1926-27-28
Smith, Carlos L.	1994-95
Smith Jr., Daniel J.	1957-58-59
Smith, Daryl L.	2000-01-02-03(02)
Smith, David	2004
Smith, David (t)	1975-76-77-78
Smith, Demond	2012-13-14-15
Smith, Forrest	1945
Smith, Fred	1950
Smith, George B.	1936-37-38
Smith, Giles R.	1964-65-66
Smith, Gregory J.	2006-07-08
Smith, H.R.	1947-48
Smith, Hester (m)	1985-86
Smith, James R.	1972
Smith, Jeff (m)	1980-81-82
Smith, Jeffrey L.	1973
Smith, Jessica (t)	1988-89
Smith, Johnny S.	1977-78-79-80
Smith Jonathan D.	2000-01-02-03
Smith, Kenneth L. (m)	1973-74-75-76
Smith, Kamau Kofi	1995-96-97-98(c)
Smith, Michael C.	1991-92-93-94
Smith, Murry D.	1974-75-76
Smith, Orwin	2009-10-11-12
Smith, O.D.	1934
Smith, Phil	2009-10-11
Smith, Sean W.	1986-87-88-89
Smith, Ted N.	1955-56-57
Smith, W.D.	1918
Smith, W.N.	1943
Smoots, Jonathan	1983
Smrekar, Jacob	1997
Sneed, P.C.	1914
Snell, Gary	1981
Snider, Luke	2007
Snoddy, Broderick	2012-13-14-15
Snow, Leonard N.	1965-66-67
Snow, Mike	1984-85
Snyder, Adam (t)	1997-98-99
Snyder, Kenneth D.	1949-50-51
Snyder, W.R.	1907
Solomon, Robert S.	1960-61
Sorrells, Tyrone	1985-86
Southall, Bruce C.	1970-72-73
Southard, J.W.	1946-47-48-49
Southerland, Ken	1983-84
Spalding, J.J.	1908-09-10
Sparks, R. Stan	1981
Spears Jr., Leon B.	1951-52
Speer, F.	1927-28-30
Spence, T.L.	1914-15-16

Spencer, Glenn	1982-83-84-85
Spiotta Jr., Eugene J.	1968-69
Spradling, T.L.	1932-33
Spratlin, H. Dean (m)	1938
Spratte, Gerald E.	1954
Sprayberry, Bryan (m)	1994-95-96-97-98
Sprayberry, J.P.	1938-39-40
Spriggs, David E.	1949
St. Hilaire, Chris (m)	1994
Stacy, G.T.	1934
Stallard, Kyle	2014
Stallings, Larry	1960-61-62
Stallworth, Cedric T.	1985-86-87-88 (c)
Stallworth, Dexter	1994-95-96
Stamps Jr., Charles W.	1972
Stanfill, Tom	1980-81-83
Stanley, Jimmy	1980-81
Stansbury, M. Todd	1981
Stargel, Tyler	2013-14-15
Staton, A.H.	1919-20-21-22
Staton, J.C.	1920-21-22-23
Steadman, David A.	1961
Steagall, Derrick L.	1993-94-95-97
Steber, John W.	1943(c)
Steele, John A.	1974-76-77
Stegall, C.R.	1912
Stegall, William David	1988-89-90-91
Stein, Wilbur	1941-42-43
Stephens, Rodrequis L.	1984-86-87-88
Stephenson, Donald P.	1955-56-57(c)
Stevens, James A.	1972-73
Stevenson, Joel C.	1966-67-68(c)
Stevenson, Robert O.	1971-72-73
Stewart, Brad	2015
Stewart, Ryan E.	1992-93-94-95(c)
Stickel, Andy (m)	1993
Stickler, Jake	2015
Still, J.E.	1946-47
Stimson, Nathan K.	1996-98
Stokes, Ivey J.	1978-79-80
Stokes, Kip (m)	1989
Stone, Robert M.	1957-58
Stoner, Ed (m)	1984-85-86-87-88
Story, Lyles W.	1966-67-68
Stover, Clarence B.	1980
Stover, R.W. (m)	1945
Stradley, Jim	1986
Strain Jr., Lee O.	1959
Street, W.O.	1934-35
Strickland, David L.	1976-77
Strickland, R.E.	1929-30
Strickland, Vernon	1994-95
Stroebel, Trevor	2013-14
Strohmeier, Richard F.	1989
Strom, Rick	1983-84-86-87
Strom, Robert B.	1969
Stroman, Graham L.	1993-94
Strupper, George E.	1915-16-17
Studdard, Larry G.	1969-70-71
Sudderth, James T.	1963
Suggs, Aaron J.	2002-03
Sulhoff, David (m)	1998
Solomon, Robert S.	1953-54-55
Summer, James L.	2013-14
Summers, Micheal	1978
Sumpter, Levon	1939-40-41
Sutton, S.B.	1968
Swaim, James C.	1987-88-89-90
Swank, Richard (t)	1996
Swanson, Courtney (t)	1981
Swanson, David H.	1981
Swanson, George P.	1959-60-61
Sweeney, Ryan (m)	1992-93-94

ALL-TIME LETTERWINNERS

Sweeting, Rod 2009-10-11-12
Swilling, Brady 2015
 Swilling, Darrell G. 1988-89-90-91
 Swilling, Jerry Kenneth 1988-89-90-91
 Swilling, Pat 1982-83-84-85
 Sykes, Lewis W. 1949-50
 Sykora, James J. 1974
 Sylvester, Steven 2008-09-10-11 (c)

T

Tanner, Chris 2009-12
 Tarplin, Jesse A. 1995-96-97-98
 Tarquinio, Gavin C. 2003-05
 Tarrant, Jerrard 2009-10
 Tattich, Robert B. 1974
 Taylor, Cooper 2008-09
 Taylor, James S. 1967
 Taylor, Jim B. 1981-82
 Taylor, Kenneth T. 1978-79-80
 Taylor, Michael H. 1976-78(c)
 Taylor, Rumsey B. 1948-49
 Taylor, Steven H. (m) 1969-70-71
 Taylor, Tom 1982-83
 Taylor Jr., John H. 1963-64
 Teas Jr., William T. 1952-53
 Tedder, David K. 1976

Teknipp, Tyler

2015
 Templeton, Peden 1950
 Terry, James L. 1975
 Tetterton, Alex G. 1999-00-01
 Thaden, Bill 1950-51-52
 Tharpe, E.S. 1935-36
 Tharpe, Mack 1924-25-26
 Tharpe, R.H. 1931-32-33(c)
 Theodocion, Charles D. 1952-56-57
 Thomas, Landers A. 1987-88
 Thigpen Jr., Robert F. 1971-72
 Thomas, Andre A. 1985-86-87-88
 Thomas, Andy 1983
 Thomas, Dana (m) 1985-86-87
 Thomas, Darrell 1979-80
 Thomas, Demaryius 2007-08-09
 Thomas, Eric F. 1986-87-88-89(c)
 Thomas, Jemea 2009, 2011-12-13(c)
 Thomas, John J. 1983-84-85

Thomas, Justin

2014-15(c)
 Thomas, Levon 2001-02-03-04
 Thomas, Michael (t) 1990-92-93-94
 Thomas, Robert D. 1962
 Thomas, Robert P. 1975-77-79
 Thomas, Ted 1956-57-58
 Thomason, E.K. 1911-12-13
 Thomason, J.G. 1927-28-29
 Thomason, John M. 1956
 Thompson, Alex 1998
 Thompson, Charles K. 1959
 Thompson, Jimmy E. 1954-55-56
 Thompson, Kenny 1981
 Thompson, Larry 1945
 Thompson, E.O. 1934-35
 Thompson Jr., Roy L. 1949
 Thomson, Andrew 2003-04
 Thrash, K.M. 1926-27-28
 Thrash, W.G. 1938
 Thrash Jr., Kenneth M. 1955-56
 Thurson, Theodore N. 1979-80-81-82
 Thurson, Timothy H. 1978-79
 Thweatt 1917
 Tibbetts Jr., Marvin O. 1958-59-60
 Tidwell, Robert H. 1957

Tidwell-Neal, Andrew C. 2001-02-03-04(c)
 Tierney, Clarence L. 1974-75-76
 Tiggle, Calvin B. 1989-90
 Tillman, Travares A. 1996-97-98-99(c)
 Timmons, Stephen G. 1971
 Tinsley, P.R. 1943-44(c)
 Tisdell, Kevin A. 1990-91-92
 Tobin, Sean 2011-13-14-15
 Tolbert, Troy T. 1997-98-2000
 Toner, Donald W. 1961-62
 Tongo, Osahon 2007-08-09
 Tortorici, Anthony J. 1989
 Trainer Jr., Cecil E. 1951-52-53
 Trapnell, James H. 1964-66
 Travis, Kyle 2011-12-13-14
 Travis, Mike 1982-83-84-85
 Travis, Scott E. 1990-91-92
 Trawick, C.B. 1913
 Traylor, Robert 1955-56
 Tsoukalas, Tessa (t) 1997-98-99
 Tucci, John A. 1972-73
 Tucker, Taalib S. 2005-06
 Tuminello, Kevin J. 2004-05-06-07
 Turner, Glenn O. 1951-52-53
 Turner III, Dewitt T. 1965-66-67
 Turrentine, Thomas L. 1971-72
 Tye, Leonidas W. 1958

U

Ulrich 1917
 Urczyk, Jeffrey L. 1973-74-75
 Uremovich, Matthew 1999
 Usher, Myron Finesse 2004
 Usry, Joe 1922-23-24
 Utt, Benjamin M. 1978-79-80
 Uzzi, Omoregie 2009-10-11-12(c)

V

Vance, John Todd 1991-92-93-94
 Van Dora, Tash J. 1968-69
 Van Houten, John (m) 1956-57-58
 Vann, Ronald 1956-57
 Varner, Edwin S. 1964-65
 Vatney, Tim (m) 1995-96-97
 Veazey, Norman D. 1957-58
 Vereen, Carl H. 1953-54-55-56
 Vereen, Orville P. 1951-52-53 (c)
 Vernau, Charles A. 1993-94-95
 Vezey Jr., Stanley A. 1969-70
 Vickers, Paul A. 1955-56-57
 Viereck, G.W. 1931-32
 Vines, John E. 1950-51
 Vinson, Mike (m) 1989
 Vitunic, Joseph A. 1967-69
 Volkert, George A. 1953-54-55-56 (c)
 Volley Jr., Lynwood 1978-79-80
 VonWeller, P.J. 1928
 Voss, Dan 2006-07-08-09

W

Waddey, F.O. 1927-28
 Wakefield, M.L. 1943
 Walker, Alex 2008
 Walker, Keenan E. 1991-92-93
 Walker, Steve C. 1978-79
 Walker, Vance J. 2005-06-07-08 (c)
 Walker, Warren L. 1970
 Wallace, Donald W. 1966-68

Wallace, Kyle P. 2001-02-03-04
 Waller, Darren 2011-12-13-14
 Walls, Lance 2008
 Walls, Levi 2007
 Walls, Logan 2008-09-10-11
 Walters, Grady (m) 1976-79
 Warner, R.J. 1934
 Warren, Harry C. 1966
 Warren, James A. (m) 1973
 Washington, Tevin 2010-11-12(c)
 Waskey, Carlton B. 1960-61
 Waters, J. Alan 1988-89-90-91
 Waters, Dean B. 1979-81-82-83
 Waters, Mitch 1985-86
 Watkins, G.C. 1927-28-29
 Watkins, Hugh R. 1962-63-64
 Watkins, James F. 1956-57-58(c)
 Watkins, Kerry J. 1999-00-01-02(c)
 Watson, Alonzo 1985-86-87-88
 Watson, Carl D. 1960-61-62
 Watson, Merrix W. 1998-99-00-01
 Watson, Richard 2009-10-11
 Watterworth, Bradley A. 1975
 Watts, Brandon 2010-11-12-13
 Weaver, Dean 1984-85-86-87
 Weaver, John B. 1966-67-68
 Weaver, Keith B. 1995
 Weaver, William H. 1989-90-91-92
 Webb, B.P. 1918-19-20
 Webb, G.I. 1939-40-41
 Webster, Grady F. 1954
 Weigle, John 1950
 Weiman, Edward A. 1961-62-63
 Weinstein, Scott (t) 1982
 Weintraub, Glenn (m) 1975-76-78
 Welch, John J. 1959-60
 Welchel, Dan 1917
 Wellington, Ralph W. 1962
 Wells, Thomas E. 1958-59-60
 Werner, S.A. 1923
 West, G.R. 1916
 West, Charles G. 1952
 West, W.P. 1941-42
 West Jr., Edward P. (t) 1969-70-71
 Westbrook, J.J. 1927-28-29
 Westbrook Jr., Jack 1980-81-82-83
 Westmoreland, Marc 1996
 Whatley, Melvin 1998
 Wheeler, Edward O. 1972-73-74-75
 Wheat, Johnny L. 1949-50-51
 Wheby, E.M. 1938-39
 Wheeler, Philip 2003-05-06-07
 Whisenhunt, Ken 1980-81-82-83-84
 White, Bret C. 2006-07-08
 White, D.J. 2012-13-14-15(c)
 White, Edward Dezmon 1997-98-99
 White, Mark J. 1985-86-87-88
 White, Willie 2008
 Whitehead, Hugh P. (m) 1955-56

Whitehead, Kenderius

2015
Whitley, Jake 2015
 Wilcox, A.L. 1936-37-38
 Wilcox, E.D. 1932-33-34
 Wilcox, Eric D. 1966-67-68
 Wilcox, J.R. 1933-34-35
 Wilcox, Reggie D. 1997-98-99
 Wilder, Edwin 1997-98-99-00
 Wiley, Charles A. 1995-96-97-98
 Wiley, Floyd M. 1955-56
 Wilhoit, Billy 1943
 Wilkerson, Rodney K. 1991-92-93-94
 Wilkes, Gregory C. 1967-69

Wilkes, Reginald W. 1974-75-76-77
 Wilkins, Brian E. 1995-96-97-98
 Wilkins, G.C. 1940
 Wilkins, Gary C. 1981-82-83-84
 Wilkinson, Gerris 2002-03-04-05(c)
 Wilkins, Scott 1998
 Williams, Anthony 2011-12-13
 Williams, A.S. 1929-31-32
 Williams, B.W. 1944-45-47
 Williams, C.W. 1932-33-34
 Williams, Chirod A. 2002-03-04
 Williams, Darius L. 2003-04
 Williams, Gary T. 1963-64-65
 Williams, I.A. 1923-24-25
 Williams, John B. 1975
 Williams, John W. 1968-69-70
 Williams, Jerrelle L. 1988-89-90-91
 Williams, Marlon C. 1990-91-92-93
 Williams, Michael A. 1990-91-92-93
 Williams, Michael G. (m) 1965-66-67
Williams, Mitchell 2015
 Williams, Larry E. 1969
 Williams, Rodney C. 1995-96-97-98
 Williams, Samuel A. 2006
 Williams, Sidney E. 1949-50-51
 Williams, Wes (m) 1983-84-85-86-87
 Williams Jr., Calvin L. 1994-95-96
 Williamson, Grady Lee 1988-89
 Williamson, William M. 1959-60-61(c)
Willis, Isiah 2014
 Willoch, Raymond 1953-54
 Wills, John T. 1952
Wilson, Casey 2015
 Wilson, Don 1984-85-86-87
 Wilson, Eddie (m) 1989
 Wilson, J.I. 1943-44
 Wilson, Kenneth J. 1987-88-89
 Wilson, Lauri (m) 1993-94
 Wilson, William C. 1961-62
 Wimbush, Recardo L. 1999-00-01-02(c)
 Windham, William (m) 1990-91-92-93
 Winegar, James M. 1978
 Wingo, Gary L. 1971
 Winingder, Thomas K. 1960-61-62(c)
 Wise, Daryl D. 1983-84
 Wiseman, Dale (t) 1990-92
 Wisman, Witt B. 1971-72-73
 Witherspoon III, Dan, 1994-96-97
 Wofford, David (m) 1996
 Wolfe, Richard C. 1969
 Wolfe, Robert V. 1984
 Wolkoff, Paul (t) 1989-90-91-92
 Wood, C.R. 1937-38-39
 Wood, Dan L. 1979-80
 Wood, Duane R. 1979-80-81-82
 Woodall, Timothy M. 1968
 Woodhull, Maury T. 1968
 Woodruff, Brent (t) 1983-84-85-86
 Woodruff, Jimmie (m) 1959-60-61-62
 Woodruff, Paul (m) 1942
 Woods, Christopher J. 2003-04-05
 Woods, James W. 1975-76
 Woodward, Douglas L. (m) 1958
 Woolley, Rand (m) 1991-92-93-94
 Woolf, John R. 1955
 Word-Daniels Jahl L. 2005-06-07-08
 Wright 1925
 Wright, Frederick N. 2000-01-02
 Wright, Harry 1950-51-52
 Wright, J.E. 1939-40-41(c)
 Wright, James L. 1964-65-66
 Wright, Jeffrey M. 1990-91-92-93

ALL-TIME LETTERWINNERS

Wright, John W.	1961-62
Wright, Ronda (m)	2000
Wright, Marcus	2008, 2010
Wrotto, Mansfield C.	2003-04-05-06
Wycoff, S.D.	1923-24-25
Wysong, Michael J.	1968-69-70

Y

Yahiaoui, Mohamed	2005-06, 08
Yandell, Clyde	2008-09
Yates, Brian J.	1979
Yates, George B.	1962-63
Yeager, Bruce D.	1974-75-76-77
Young, Christopher L.	1998-99-00-01(c)
Young, Clyde A.	1951-52
Young, Louis	2010-11-12-13

Z

Zachery, Cedric T.	1992-93-94-95
Zawoysky, Ronald J.	1969
Zenon, Tony	2011-12-13-14
Ziegler, F.R.	1946-47-48
Ziegler, John A.	1960
Zimmerman, Jeff	1986-87

(c) Team captain
(m) Student manager
(t) Student trainer

ALL-TIME STARTING LINEUPS

1944

LE Joe Daniel
LT Jack Glenn
LG Roland Phillip
C Paul Duke
RG George Hills
RT Deane Gaines
RE Phil Tinsley
QB Johnny McIntosh
FB Billy Williams
HB Frank Broyles
HB George Mathews

1945

LE Bill Busbin
LT Bob Davis
LG George Hills
C Paul Duke
RG Buck Doyal
RT Deane Gaines
RE Walter Kilzer
QB Ed Holsinger
FB Johnny McIntosh
LHB George Mathews
RHB Jack Peek

1946

LE Jimmy Jordan
LT Bob Davis
LG Bill Healy
C Paul Duke
RG Ewell Pope
RT Ralph Slaten
RE George Brodnax
QB Frank Broyles
FB Allen Bowen
LHB George Mathews
RHB Pat McHugh

1947

LE J.W. Castleberry
LT R.L. Slaten
LG J.R. Phillips
C L.W. Hook
RG Bill Healy
RT Bobby Davis
RE George Brodnax
QB Jimmy Southard
Jim Still
FB Frank Zeigler
LHB George Mathews
RHB Jim Petit

1948

LE Jack Griffin
LT Dan Bradach
LG Ewell Pope
C L.W. Hook
RG Bill Healy
RT Tom Coleman
RE George Brodnax
QB Jimmy Southard
FB Jim Petit
LHB Frank Ziegler
RHB Bob McCoy

1949

LE Jack Griffin
LT Tom Coleman
LG Ewell Pope
C Bob Bossons
RG Buck Doyal
RT Dan Bradach
RE Dick Harvin
QB Jimmy Southard
FB Morris Harrison
LHB Buster Humphreys
RHB Bob McCoy

1950

LE Dick Harvin
LT Ray Beck
LG John Vines
C Bob Bossons
RG D. Flanagan
RT Hal Miller
RE Henry Ferris
QB Darrell Crawford
FB Bobby North
HB Frank McCoy
HB Buster Humphreys
James Patton

1951

OFFENSE

LE Jeff Knox
LT Lum Snyder
LG Ed Gossage
C Pete Brown
RG Ray Beck
RT Hal Miller
RE Buck Martin
QB Darrell Crawford
FB George Maloof
HB Leon Hardeman
HB John Hicks
K Pepper Rodgers

DEFENSE

LE Sid Williams
LT Bill Thaden
LG Ed Carithers
RG Ray Beck
RT Lamar Wheat
RE Pete Ferris
LB Larry Morris
LB George Morris
HB Bobby Moorhead
HB Charlie Brannon
S Jackie Rudolph
P Dave Davis

1952

OFFENSE

LE Jeff Knox
LT Matt Lyons
LG Ed Gossage
C Pete Brown
RG Jake Shoemaker
RT Hal Miller
RE Buck Martin
QB Bill Brigman
FB Glenn Turner
HB Leon Hardeman
HB Bill Teas
K Pepper Rodgers

DEFENSE

LE Sam Hensley
LT Bill Thaden
LG Orville Vereen
RG Roger Frey
RT Bob Sherman
RE Cecil Trainer
LB George Morris
LB Larry Morris
HB Bobby Moorhead
HB Charlie Brannon
S Jake Rudolph
P Dave Davis

1953

LE Sam Hensley
LT Roger Frey
LG Franklin Brooks
C Larry Morris
RG Orville Vereen
RT Bob Sherman
RE Henry Hair
QB Pepper Rodgers
FB Glenn Turner
HB Leon Hardeman
HB Billy Teas
P Dave Davis

1954

LE Bill Sennett
LT Carl Vereen
LG Franklin Brooks
C Larry Morris
RG Bill Fulcher
RT Ormand Anderson
RE Henry Hair
QB Wade Mitchell
FB George Humphreys
HB Paul Rotenberg
HB Billy Teas
P Johnny Menger

1955

LE Tommy Rose
LT Carl Vereen
LG Franklin Brooks
C Jimmy Morris
RG Allen Ecker
RT Ken Thrash
RE Don Ellis
QB Wade Mitchell
FB Dickie Mattison
HB Paul Rotenberg
HB George Volkert
P Johnny Menger

1956

LE Tommy Rose
LT Carl Vereen
LG Jimmy Johnson
C Don Stephenson
RG Allen Ecker
RT Ormand Anderson
RE Don Ellis
QB Wade Mitchell
FB Ken Owen
HB Paul Rotenberg
HB George Volkert
P Ken Owen

1957

LE Jerry Nabors
LT Urban Henry
LG Dan Theodocion
C Don Stephenson
RG Leon Askew
RT Rausey Mason
RE Ted Smith
QB Fred Braselton
FB Lester Simerville
HB Stan Flowers
HB Cal James
P Jerry Nabors

1958

LE Jerome Green
LT Rausey Mason
LG Bob Stone
C Maxie Baughan
RG John Neal Reed
RT Ted Thomas
RE Gerald Burch
QB Fred Braselton
FB Floyd Faucette
HB Cal James
HB Frank Nix
P Gerald Burch

1959

LE Gerald Burch
LT Billy Shaw
LG Harold Erickson
C Maxie Baughan
RG John Neal Reed
RT Toby Deese
RE Jack Rudolph
QB Marvin Tibbetts
FB Taz Anderson
HB Floyd Faucette
HB Billy Williamson
P Gerald Burch

1960

LE Gerald Burch
LT Billy Shaw
LG Harold Erickson
C Willie McGaughey
RG Dave Watson
RT Ed Nutting
RE Taz Anderson
QB Stan Gann
FB Ben Smith
HB Chick Graning
HB Billy Williamson
P Don Coker

1961

LE Ted Davis
LT Ed Griffin
LG Harold Erickson
C Willie McGaughey
RG Dave Watson
RT Larry Stallings
RE Bob Solomon
QB Stan Gann
FB Mike McNames
HB Chick Graning
HB Billy Williamson
P Billy Lothridge

1962

LE Ted Davis
LT Ed Griffin
LG Rufus Guthrie
C Bobby Caldwell
RG Dave Watson
RT Larry Stallings
RE Billy Martin
DS Don Toner
QB Billy Lothridge
FB Mike McNames
HB Joe Auer
HB Zollie Sircy
P/K Billy Lothridge

1963

LE Ted Davis
LT Bill Farrington
LG Brad Yates
C Dave Simmons
RG Jimmy Seward
RT Joe Chapman
RE Billy Martin
LB Ed Weinman
QB Billy Lothridge
FB Ray Mendheim
HB Joe Auer
HB Johnny Gresham
P/K Billy Lothridge

1964

OFFENSE

SE Mike Fortier
LT Bill Moorier
LG Joe Colvin
C Bill Curry
RG Bill Myddelton
RT Tom Ballard
TE Gary Williams
QB Jerry Priestley
FB Jeff Davis
HB Johnny Gresham
HB Terry Haddock
K Bunky Henry

DEFENSE

OLB Dave Austin
DL Billy Schroer
DL John Battle
DL Jimmy Seward
OLB Steve Copeland
DL Dave Simmons
ILB W.J. Blane
CB Gerry Bussell
CB Tommy Jackson
SS Tommy Bleick
FS Haven Kicklighter
P Jerry Priestley

1965

OFFENSE

SE Mike Fortier
LT Bill Moorier
LG Joe Colvin
C Jim Breland
RG Bill Myddelton
RT Lamar Wright
TE Gary Williams
QB Kim King
FB Tommy Carlisle
TB Lenny Snow
FL Craig Baynham
K Bunky Henry

DEFENSE

OLB Bill Ellis
DL Billy Schroer
DL John Battle
DL Buddy McCoy
OLB Steve Copeland
ILB Randall Edmunds
ILB W.J. Blane
CB Tommy Bleick
CB Bill Eastman
CB Haven Kicklighter
FS Sammy Burke
P Jerry Priestley

1966

OFFENSE

SE Mike Fortier
LT Bill Moorier
LG Buddy McCoy
C Jim Breland
RG Rick Nelson
RT Lamar Wright
TE Steve Almond
QB Kim King
FB Doc Harvin
TB Lenny Snow
FL Craig Baynham
K Bunky Henry

DEFENSE

OLB Eric Wilcox
DL Mike Ashmore
LB Billy Schroer
DL John Lagana
OLB Tommy Carlisle
ILB W.J. Blane
ILB Randall Edmunds
CB Bill Eastman
CB Haven Kicklighter
SS Giles Smith
FS Sammy Burke
P Charlie Mason

1967

OFFENSE

SE Joel Stevenson
LT Rick Nelson
LG Joe Vitunic
C Billy Kidd
RG Lamar Melvin
RT Jim Penley
TE Steve Almond
QB Kim King
FB Doc Harvin
TB Lenny Snow
FL John Sias
K Tommy Carmichael

DEFENSE

OLB Tommy Carlisle
DL John Lagana
DL Claude Shook
DL Mike Ashmore
OLB Chris Denny
ILB Randall Edmunds
ILB Eric Wilcox
CB Joe Bill Faith
CB Bill Eastman
SS David Barber
FS Bill Kinard
P Tommy Chapman

1968

OFFENSE

SE Tim Woodall
LT Galin Mumford
LG Mike Bradley
C John Collins
RG Todd Woodhull
RT Terry Story
TE Joel Stevenson
QB Larry Good
FB John Weaver
TB Dennis James
FL John Sias
K Johnny Duncan

DEFENSE

OLB Steve Foster
DL Eric Wilcox
DL Bob Seamon
DL Lou Santospagio
OLB Mike Glad
ILB Bill Flowers
ILB Steve DeBardelaben
CB Mike Wysong
CB Joe Bill Faith
SS Bill Kinard
FS Tash van Dora
P Tommy Chapman

1969

OFFENSE

SE Larry Studdard
LT Al Hutko
LG Joe Vitunic
C John Callan
RG Mark Bradley
RT Richard Gardner
TE Steve Norris
QB Jack Williams
FB Steve Harkey
TB Brent Cunningham
FL Herman Lam
K Jack Moore

DEFENSE

OLB Randy Duckworth
DL Rock Perdoni
LB Stan Beavers
DL Sid Gunter
OLB Smylie Gebhart
ILB Buck Shiver
ILB John Riggie
CB Rick Lewis
CB Jeff Ford
SS Bubba Hoats
FS Mike Wysong
P Tommy Chapman

1970

OFFENSE

SE Larry Studdard
LT Glenn Costello
LG Richard Gardner
C John Callan
RG Al Hutko
RT Rick Lantz
TE Steve Foster
QB Eddie McAshan
FB Steve Harkey
TB Rob Healy
FL Brent Cunningham
K Jack Moore

DEFENSE

OLB Brad Bourne
DL Rock Perdoni
DL Gary Carden
DL Jim Broome
OLB Smylie Gebhart
ILB Buck Shiver
ILB Bill Flowers
CB Rick Lewis
CB Jeff Ford
SS Dave Beavin
FS Bubba Hoats
P Chip Pallman

ALL-TIME STARTING LINEUPS**1971****OFFENSE**

SE Jim Owings
DL Glenn Costello
LG Al Hulko
C John Callan
RG Scott Engel
RT Rick Lantz
TE Mike Oven
QB Eddie McAshan
FB Rob Healy
TB Greg Horne
FL Brent Cunningham
K Bobby Thigpen

DEFENSE

OLB Beau Bruce
DE Richard Gibney
NG Steve Putnal
DE Bobby Daffer
OLB Don Shank
ILB Joe Harris
ILB Stan Long
CB Mike McKenzie
CB Scott Bridge
SS Witt Wisman
FS Randy Rhino
P Dick Bowley

1974**OFFENSE**

SE Jimmy Robinson
LT Jeff Urczyk
LG Mark Hunter
C Leo Tierney
OLB Bill McLeod
RT Billy Shields
TE Steve Raible
QB Danny Myers
FB Pat Moriarty
TB David Sims
FL Adrian Rucker
K Danny Smith

1972**OFFENSE**

SE Jimmy Robinson
LT Don Robinson
LG John Sargent
C Pete Geren
RG Glenn Costello
RT Rick Lantz
TE Mike Oven
QB Eddie McAshan
FB Rob Healy
TB Greg Horne
FL Jim Owings
K Bobby Thigpen

DEFENSE

OLB Bruce Elliott
DE Red McDaniel
NG Bob Bowen
DE Rick Gibney
OLB Lucius Sanford
ILB Joe Harris
ILB Tony Daykin
CB Randy Rhino
CB Gil Kyle
SS Eddie Porter
FS Danny Rhino
P Mike Johnson

1975**OFFENSE**

SE Elliott Price
LT Jeff Urczyk
LG Mark Hunter
C Leo Tierney
RG Alex Bryan
RT Bob Curley
TE Steve Raible
QB Danny Myers
FB Pat Moriarty
SS Witt Wisman
TB David Sims
FL Bucky Shamburger
K Don Bessillieu

DEFENSE

OLB Freeman Colbert
DE Red McDaniel
LB Lawton Hydrick
DE Rick Gibney
OLB Reggie Wilkes
ILB Bob Bowen
ILB Lucius Sanford
CB Danny Rhino
CB Gil Kyle
SS Tony Daykin
FS Don Bessillieu
P Harper Brown

1973**OFFENSE**

SE Jimmy Robinson
LT Scott BeVier
LG Don Robinson
C Rowland Bradford
RG Bill McLeod
RT Billy Shields
TE Mark Fields
QB Jim Stevens
FB Bruce Southall
TB Greg Horne
FL Jim Owings
K Cam Bonifay

1976**OFFENSE**

SE John Steele
LT Roy Simmons
LG Randy Pass
C Leo Tierney
RG Elliott Price
RT Jay Garrett
TE Donnie Sewell
QB Gary Lanier
FB David Sims
TB Eddie Lee Ivery
FL Adrian Rucker
K Danny Smith

DEFENSE

OLB Reggie Wilkes
DE Mike Blanton
NG Mike Cutting
DE Bob Bowen
OLB Freeman Colbert
ILB Lucius Sanford
ILB Mackel Harris
CB Eddie Porter
CB Danny Rhino
SS Tony Daykin
FS Don Bessillieu
P Harper Brown

1977**OFFENSE**

SE Drew Hill
LT Mike Taylor
LG Randy Pass
C Tom Daniel
RG Terrell Osborne
RT Kent Hill
TE Bruce Yeager
QB Gary Lanier
FB Rodney Lee
TB Eddie Lee Ivery
FL Bucky Shamburger
K Johnny Smith

DEFENSE

OLB Reggie Wilkes
DE Mike Blanton
NG Mike Cutting
DE Roy Simmons
OLB Freeman Colbert
ILB Lucius Sanford
ILB Mackel Harris
CB Jeff Shank
CB Donald Patterson
SS Lawrence Lowe
FS Don Bessillieu
P Ted Peebles

1978**OFFENSE**

SE Drew Hill
LT Mike Taylor
LG Roy Simmons
C Scott Simons
RG Ben Utt
RT Kent Hill
TE Donnie Sewell
QB Mike Kelley
FB Rodney Lee
TB Eddie Lee Ivery
FL Bucky Shamburger
K Johnny Smith

DEFENSE

OLB Al Richardson
DE Mike Blanton
NG Ivey Stokes
DE Mark Bradley
OLB Mackel Harris
ILB Henry Johnson
ILB Mike Helm
CB Donald Patterson
CB Ken Taylor
SS Lawrence Lowe
FS Don Bessillieu
P Jeff Pierce

1979**OFFENSE**

SE Kris Kentera
LT David Lutz
LG Clint Momon
C Scott Simons
RG Ben Utt
RT Tom Daniel
TE George Moore
QB Mike Kelley
FB Ronny Cone
TB Bo Thomas
FL Leon Chadwick
K Johnny Smith

DEFENSE

OLB Al Richardson
DE Rick Olive
NG Ivey Stokes
DE Lynwood Volley
OLB Lance Skelton
ILB Henry Johnson
ILB Bill Haley
CB Kevin Schmidt
CB Ken Taylor
SS Mark Sheffield
FS Lawrence Lowe
P Jeff Pierce

1980**OFFENSE**

SE Marlon Heggis
LT Ellis Gardner
LG Ken Howell
C Mark Schultz
RG Ben Utt
RT David Lutz
TE Glenn Etheridge
QB Mike Kelley
FB Ronny Cone
TB Matt Bryant
FL Leon Chadwick
K Johnny Smith

DEFENSE

OLB Lance Skelton
DT Marvin Dyett
NG Mark Bradley
DT Lynwood Volley
OLB Robert Jaracz
ILB Duane Wood
ILB Steve Mooney
CB Ken Taylor
CB Ted Thurston
SS Mark Sheffield
FS Lawrence Lowe
P Jeff Pierce

1981**OFFENSE**

SE Kenny Thompson
LT Ellis Gardner
LG Ken Howell
C Dean Waters
RG Derek Gwinn
RT David Lutz
TE Glenn Etheridge
QB Mike Kelley
FB Ronny Cone
TB Robert Lavette
FL Jeff Keisler
K Ron Rice

DEFENSE

OLB Lance Skelton
DT Marvin Dyett
NG Wally Cawthon
DT Mark Bradley
OLB Robert Jaracz
ILB Duane Wood
ILB Rob Horton
CB Paul Menegazzi
CB Ted Thurston
SS Mark Sheffield
FS Sammy Brown
P Jeff Pierce

1982**OFFENSE**

SE Darrell Norton
LT Ellis Gardner
LG Ken Howell
C Dean Waters
RG Mark Schuitz
RT David Lutz
TE Gary Wilkins
QB Jim Bob Taylor
FB Eddie Fortier
TB Robert Lavette
FL Jeff Keisler
K Ron Rice

DEFENSE

OLB Dante Jones
DT Marvin Dyett
NG Donnie Chisholm
DT Bobby Hodge
OLB Robert Jaracz
ILB Duane Wood
ILB Rob Horton
CB Mike Travis
CB Ted Thurston
SS Jack Westbrook
FS Sammy Brown
P Ron Rice

1983**OFFENSE**

SE Darrell Norton
LT John Ivmeyer
LG Derek Gwinn
C Dean Waters
RG Tony Kepano
RT John Davis
TE Ken Whisenhunt
QB John Dewberry
FB Ronny Cone
TB Robert Lavette
FL Darryl Wise
K Ron Rice

DEFENSE

OLB Pat Swilling
DT Bobby Hodge
NG Donnie Chisholm
DT Glenn Spencer
OLB Dante Jones
ILB Rob Horton
ILB Ted Roof
CB Mike Travis
CB Reginald Rutland
SS Jack Westbrook
FS Toby Lantz
P Ron Rice

1984**OFFENSE**

SE Darrell Norton
LT John Ivmeyer
LG John Thomas
C John Davis
RG Tony Kepano
RT Pete Blazek
TE Ken Whisenhunt
QB John Dewberry
FB Keith Glanton
TB Robert Lavette
FL Mike Harrington
K David Bell

DEFENSE

OLB Pat Swilling
DT Glenn Spencer
NG Donnie Chisholm
DT Ken Parker
OLB Dante Jones
ILB Ted Roof
ILB Jim Anderson
CB Mike Travis
CB Reginald Rutland
SS Cleve Pounds
FS Anthony Harrison
P Mike Snow

1985**OFFENSE**

SE Gary Lee
LT John Ivmeyer
LG John Thomas
C Andy Hearn
RG Sam Bracken
RT John Davis
TE Robert Massey
QB John Dewberry
FB Malcolm King
RB Cory Collier
FL Toby Pearson
K Thomas Palmer

DEFENSE

OLB Pat Swilling
DT Ken Parker
NG Ivery Lee
DT Mark Pike
BA Mark Hogan
ILB Ted Roof
ILB Jim Anderson
CB Reginald Rutland
CB Mike Travis
SS Cleve Pounds
FS Anthony Harrison
P Mike Snow

1986**OFFENSE**

SE Gary Lee
LT Tyrone Sorrells
LG Dean Weaver
C John Davis
RG Eric Bearden
RT Mitch Waters
TE Robert Massey
QB Rick Strom
FB Malcolm King
RB Cory Collier
FL Toby Pearson
K David Bell

DEFENSE

OLB Paul Jurgensen
DT Kyle Ambrose
NG Travis Moody
DT Steve Mullen
OLB Willis Crockett
ILB Bob White
ILB Rod Stephens
CB Reginald Rutland
CB Cedric Stallworth
SS Andre Thomas
FS Anthony Harrison
P Sean McDevitt

1987**OFFENSE**

SE Steve Davenport
LT Darryl Jenkins
LG Dean Weaver
C Eric Bearden
RG Joe Siffri
RT Jessie Marion
TE Robert Massey
QB Rick Strom
FB Malcolm King
RB Richard Hills
FL Greg Lester
K Thomas Palmer

DEFENSE

OLB Paul Jurgensen
DT Willie Burks
NG Ivery Lee
DT Sean Smith
OLB Willis Crockett
ILB Doug Sendobry
ILB Eric Thomas
CB Cedric Stallworth
CB Sammy Lilly
SS Jay Martin
FS Riccardo Ingram
P Sean McDevitt

1988**OFFENSE**

SE Steve Davenport
LT Darryl Jenkins
LG Scott Beavers
C Eric Bearden
RG Joe Siffri
RT Jessie Marion
TE Alonzo Watson
QB Todd Rampley
FB Nate Kelsey
RB Jerry Mays
FL Greg Lester
K Thomas Palmer

ALL-TIME STARTING LINEUPS

DEFENSE

OLB Willis Crockett
DT Willie Burks
NG Jeff Mathis
DT Sean Smith
OLB George Malone
ILB Rod Stephens
ILB Eric Thomas
CB Cedric Stallworth
CB Kenneth Wilson
SS Andre Thomas
FS Ken Swilling
P Sean McDevitt

1989

OFFENSE

SE Emmett Merchant
LT Darryl Jenkins
LG Jim Lavin
C Billy Chubbs
RG Joe Siffri
RT Jessie Marion
TE Tom Covington
QB Shawn Jones
FB Stefan Scotton
RB Jerry Mays
FL Scotty Barron
K Scott Sisson

DEFENSE

OLB Marco Coleman
DT Willie Burks
NG Jeff Mathis
DT Sean Smith
OLB Kevin Salisbury
ILB Eric Thomas
ILB Jerrelle Williams
CB Willie Clay
CB Kenneth Wilson
SS Thomas Balkcom
FS Ken Swilling
P Scott Aldredge

1990

OFFENSE

SE Emmett Merchant
LT Darryl Jenkins
LG Jim Lavin
C Billy Chubbs
Veryl Miller
RG Joe Siffri
RT Mike Mooney
TE Tom Covington
QB Shawn Jones
FB Stefan Scotton
RB William Bell
FL Bobby Rodriguez
K Scott Sisson

DEFENSE

OLB Marco Coleman
DT Coleman Rudolph
NG Kevin Battle
DT Jerimiah McClary
OLB Marlon Williams
ILB Jerrelle Williams
ILB Calvin Tuggle
CB Keith Holmes
CB Willie Clay
SS Thomas Balkcom
FS Ken Swilling
P Scott Aldredge

1991

OFFENSE

SE Emmett Merchant
LT Mike Mooney
LG Kyle Frederick
C Billy Chubbs
RG Scott Gold
RT Russell Freeman
TE Tom Covington
QB Shawn Jones
FB Rodney Wilkerson
TB Jimmy Lincoln
FL Greg Lester
K Scott Sisson

DEFENSE

OLB Marco Coleman
DT Coleman Rudolph
NG Kevin Battle
DT Richard Kimsey
OLB Marlon Williams
ILB Jerrelle Williams
ILB Erick Fry
CB Curley Day
CB Willie Clay
SS Ken Swilling
FS Kevin Peoples
P Jason Bender

1992

OFFENSE

SE Jason McGill
LT Jim Kushon
LG Gary Brown
C Michael Cheever
RG Woodie Milam
RT Jason Dukes
TE Jeff Papushak
QB Shawn Jones
FB Michael Smith
TB Jimmy Lincoln
FL Bobby Rodriguez
K Scott Sisson

DEFENSE

OLB Tom Johnson
DT Coleman Rudolph
NG Kevin Battle
DT Richard Kimsey
OLB Marlon Williams
ILB Jamal Cox
ILB Rodney Wilkerson
CB Curley Day
CB Lethon Flowers
FB Kevin Peoples
FS Mike Williams
P Jason Bender

1993

OFFENSE

SE Omar Cassidy
LT Gary Brown
LG Brian Bravy
C Michael Cheever
RG Chuck Vernau
RT Yoel Molina
TE Jeff Papushak
QB Donnie Davis
FB Jeff Wright
TB Dorsey Levens
William Bell
FL Keenan Walker
K Tyler Jarrett

DEFENSE

OLB Tom Johnson
DT Bill Neuss
NG Bryan Baxter
DT Richard Kimsey
OLB Marlon Williams
ILB Jamal Cox
ILB Rodney Wilkerson
CB Marcus Coleman
CB Mike Williams
SS David Hendrix
FS Mike Dee
P Jason Bender

1994

OFFENSE

SE Charlie Simmons
LT Curtis McGee
LG Brian Bravy
C Michael Cheever
RG Chuck Vernau
RT Jason Dukes
TE Jeff Papushak
QB Tommy Luginbill
CB Nathan Perryman
HB Derrick Steagall
TB C.J. Williams
FL Jason Bender
K Chris Leone

DEFENSE

OLB Ralph Hughes
DT Bill Neuss
NG Zach Piller
DT Several Players
OLB Don Hickson
ILB Jamal Cox
ILB Rodney Wilkerson
CB Nathan Perryman
CB Lethon Flowers
SS David Hendrix
FS Mike Dee
P Jason Bender

1995

OFFENSE

SE Cedric Zachery
LT Curtis McGee
LG Michael Minter
C Michael Cheever
RG Ken Celaj
RT Jason Dukes
TE Grant Baynham
QB Donnie Davis
FB Charles Wiley
TB C.J. Williams
FL Derrick Steagall
Harvey Middleton
K Dave Frakes

DEFENSE

DE Ralph Hughes
DT Derrick Shepard
NG Al Jackson
DE Jermaine Miles
OLB Jimmy Clements
ILB Ron Rogers
ILB Keith Brooking
CB Nathan Perryman
CB Nick Ferguson
SS Ryan Stewart
FS Mike Dee
P Rodney Williams
Keith Weaver

1996

OFFENSE

SE Harvey Middleton
LT Curtis McGee
LG Michael Minter
C Craig Page
RG Ken Celaj
RT Steve Jackson
TE Grant Baynham
QB Joe Hamilton
FB Charles Wiley (inj.)
TB C.J. Williams
FL Mike Sheridan
K Brad Chambers
Dave Frakes

DEFENSE

DE Ralph Hughes
DT Derrick Shepard
NG Patrick Bradford
DE Jermaine Miles
OLB Jimmy Clements
ILB Ron Rogers
ILB Keith Brooking
CB Nathan Perryman
CB Jason Bostic
SS Mike Dee
FS Brian Wilkins
P Rodney Williams

1997

OFFENSE

SE Harvey Middleton
LT Ken Celaj
LG Jason Burks
C Craig Page
RG Brent Key
RT Chris Brown
TE Mike Lillie
QB Joe Hamilton
FB Ed Wilder
TB Charles Wiley
FL Derrick Steagall
K Dave Frakes

DEFENSE

DE Ralph Hughes
DT Derrick Shepard
NG Tony Robinson
Dan Witherspoon
DE Jesse Tarplin
OLB Delaunta Cameron
ILB Ron Rogers
ILB Keith Brooking
CB Jerry Caldwell
CB Jason Bostic
SS Travares Tillman
FS Brian Wilkins
P Rodney Williams

1998

OFFENSE

SE Dez White
LT Chris Brown
LG Noah King
C Craig Page
RG Brent Key
RT Jon Carman
TE Russell Matvay
QB Joe Hamilton
FB Ed Wilder
TB Charles Wiley (inj.)
Joe Burns
FL Charlie Rogers
K Brad Chambers

DEFENSE

DE Nate Stimson
DT Merrix Watson
DT Tony Robinson
Guenter Kryszon
DE Jesse Tarplin
LB Delaunta Cameron
LB Matt Miller
LB Chris Edwards
CB Jamara Clark
CB Jason Bostic
SS Jerry Caldwell
FS Travares Tillman
P Rodney Williams

1999

OFFENSE

SE Dez White
LT Chris Brown
LG Jason Burks
C Noah King
RG Brent Key
RT Jon Carman
TE Conrad Andrzzejewski
QB Joe Hamilton
FB Ed Wilder
TB Sean Gregory
(Joe Burns, inj.)
(Phillip Rogers, inj.)
FL Kelly Campbell
K Luke Manget

DEFENSE

DE Felipe Claybrooks
DT Merrix Watson
DT Guenter Kryszon
DE Greg Gathers
LB Ricardo Wimbush
LB Ross Mitchell
(Matt Uremovich, inj.)
LB Chris Edwards
CB Jamara Clark
Marvious Hester
CB Travares Tillman
SS Chris Young
FS Jeremy Muyres
P Dan Dyke

2000

OFFENSE

WR Jon Muyres
LT Chris Brown
LG Raymond Roberts-Blake
C David Schmidgall
RG Brent Key
RT John Bennett
TE Russell Matvay
QB George Godsey
FB Ed Wilder
TB Joe Burns
WR Kelly Campbell
K Luke Manget

DEFENSE

DE Nick Rogers
DT Merrix Watson
DT Tony Robinson
DE Greg Gathers
LB Ricardo Wimbush
LB Daryl Smith
LB Ather Brown
CB Jamara Clark
CB Chris Young
Jonathan Cox
SS Cory Collins
Chris Young
FS Jeremy Muyres
P Dan Dyke

2001

OFFENSE

WR Jonathan Smith
LT Nat Dorsey
LG Leon Robinson
C David Schmidgall
RG Hugh Reilly
RT Jason Kemble
TE Russell Matvay
QB George Godsey
WR Will Glover
TB Joe Burns
WR Kelly Campbell
K Luke Manget

DEFENSE

DE Nick Rogers
DT Alfred Malone
DT Gary Johnson
DE Greg Gathers
LB Ricardo Wimbush
LB Daryl Smith
LB Keyaron Fox
CB Marvious Hester
CB Chris Young
SS Cory Collins
FS Jeremy Muyres
P Dan Dyke

2002

OFFENSE

WR Jonathan Smith
LT Nat Dorsey
LG Leon Robinson
C Hugh Reilly
RG Raymond Roberts-Blake
RT Kyle Wallace
TE Will Heller
QB A.J. Suggs
TB Tony Hollings (inj.)
Gordon Clinkscale
WR Will Glover
WR Kerry Watkins
K Luke Manget

DEFENSE

DE Tony Hargrove
DT Alfred Malone
DT Travis Parker
DE Eric Henderson
(Greg Gathers, inj.)
LB Ricardo Wimbush
LB Daryl Smith
LB Keyaron Fox
CB Marvious Hester
CB Jonathan Cox
SS Cory Collins
FS Jeremy Muyres
P Dan Dyke
Chris Morehouse

2003

OFFENSE

WR Jonathan Smith
LT Nat Dorsey
LG Andy Tidwell-Neal
C Hugh Reilly
RG Brad Honeycutt
RT Kyle Wallace
TE John Paul Foschi
QB Reggie Ball
TB P.J. Daniels
FB Jimmy Dixon
WR Nate Curry
K Dan Burnett

DEFENSE

DE Gerris Wilkinson
DT Mansfield Wrotto
DT Travis Parker
DE Eric Henderson
LB Ather Brown
LB Daryl Smith
LB Keyaron Fox
CB Reuben Houston
CB Jonathan Cox
SS Dawan Landry
FS James Butler
P Hal Higgins
Hal Thomson
Andy Thomson

2004

OFFENSE

WR Calvin Johnson
LT Leon Robinson
LG Brad Brezina (inj.)
Matt Rhodes
C Andy Tidwell-Neal
RG Brad Honeycutt
RT Kyle Wallace
TE Darius Williams
QB Reggie Ball
TB P.J. Daniels
FB Jimmy Dixon
WR Nate Curry
K Travis Bell

DEFENSE

DE Travis Parker
DT Mansfield Wrotto
DT Joe Anoa
DE Eric Henderson
LB Chris Reis
LB Gerris Wilkinson
LB KaMichael Hall
CB Reuben Houston
CB Kenny Scott
SS Dawan Landry
FS James Butler
P Ben Arndt

2005

OFFENSE

WR Calvin Johnson
LT Andrew Gardner
LG Matt Rhodes
C Kevin Tuminello
RG Nate McManus
RT Brad Honeycutt
TE Mike Matthews
George Cooper
QB Reggie Ball
TB P.J. Daniels
FB Mike Cox
WR Damarious Bilbo
K Travis Bell

DEFENSE

DE Adam Oliver
DT Mansfield Wrotto
DT Joe Anoa
DE Eric Henderson
LB Philip Wheeler
LB Gerris Wilkinson
LB KaMichael Hall
CB Dennis Davis
CB Kenny Scott
SS Chris Reis
FS Dawan Landry
P Ben Arndt

ALL-TIME STARTING LINEUPS

2006

OFFENSE

WR Calvin Johnson
LT Andrew Gardner
LG Matt Rhodes
C Kevin Tuminello
RG Nate McManus
RT Mansfield Wrotto
TE Mike Matthews
George Cooper
QB Reggie Ball
TB Tashard Choice
FB Mike Cox
WR James Johnson
K Travis Bell

DEFENSE

DE Adamm Oliver
DT Darryl Richard
DT Joe Anoi
DE Darrell Robertson
LB Gary Guyton
LB Philip Wheeler
LB KaMichael Hall
CB Avery Roberson
CB Kenny Scott
SS Jamal Lewis
FS D'Jay Jones
P Durant Brooks

2007

OFFENSE

WR Greg Smith
LT Andrew Gardner
LG Dan Voss
C Kevin Tuminello
RG Matt Rhodes
RT A.J. Smith
Cord Howard
TE Colin Peek
QB Taylor Bennett
TB Tashard Choice
FB Mike Cox
WR James Johnson
K Travis Bell

DEFENSE

DE Adamm Oliver
DT Darryl Richard
DT Vance Walker
DE Darrell Robertson
LB Gary Guyton
LB Philip Wheeler
LB Shane Bowen
CB Avery Roberson
CB Jahi Word-Daniels
SS Jamal Lewis
FS D'Jay Jones
P Durant Brooks

2008

OFFENSE

WR Demaryius Thomas
LT Andrew Gardner
Nick Claytor
LG Cord Howard
C Dan Voss
RG Joseph Gilbert
RT David Brown
Austin Barrick
QB Joshua Nesbitt
BB Jonathan Dwyer
AB Lucas Cox
AB Roddy Jones
WR Tyler Melton
K Scott Blair

DEFENSE

DE Michael Johnson
DT Darryl Richard
DT Vance Walker
DE Derrick Morgan
LB Anthony Barnes
Tony Clark
LB Kyle Jackson
LB Sedric Griffin
CB Mario Butler
CB Jahi Word-Daniels
SS Dominique Reese
FS Morgan Burnett
P Scott Blair

2009

OFFENSE

WR Demaryius Thomas
LT Austin Barrick
LG Cord Howard
C Sean Bedford
RG Joseph Gilbert
RT Brad Sellers
QB Joshua Nesbitt
BB Jonathan Dwyer
AB Anthony Allen
AB Roddy Jones
WR Tyler Melton
K Scott Blair

DEFENSE

DE Anthony Egbuniwe
DT Logan Walls
DT Ben Anderson
DE Derrick Morgan
LB Steven Sylvester
LB Brad Jefferson
LB Sedric Griffin
CB Mario Butler
CB Jerrard Tarrant
SS Mario Edwards
FS Morgan Burnett
P Chandler Anderson

2010

OFFENSE

WR Stephen Hill
LT Nick Claytor
LG Will Jackson
C Sean Bedford
RG Omoregie Uzzi
RT Phil Smith
QB Joshua Nesbitt
BB Anthony Allen
AB Orwin Smith
AB Roddy Jones
WR Kevin Cone
K Scott Blair

DEFENSE

DE Izaan Cross
DT Logan Walls
DE Jason Peters
OLB Steven Sylvester
ILB Brad Jefferson
ILB Julian Burnett
OLB Anthony Egbuniwe
CB Mario Butler
CB Dominique Reese
S Mario Edwards
S Jerrard Tarrant
P Sean Poole

2011

OFFENSE

WR Stephen Hill
LT Ray Beno
LG Will Jackson
C Jay Finch
RG Omoregie Uzzi
RT Phil Smith
QB Tevin Washington
BB David Sims
AB Orwin Smith
AB Roddy Jones
WR Tyler Melton
K Justin Moore

DEFENSE

DE Izaan Cross
DT Logan Walls
DE Jason Peters
OLB Steven Sylvester
ILB Quayshawn Nealy
ILB Julian Burnett
OLB Jermiah Attaochu
CB Louis Young
CB Rod Sweeting
S Isaiah Johnson
S Rashaad Reid
P Sean Poole

2012

OFFENSE

WR Darren Waller
LT Ray Beno
LG Shaq Mason
C Jay Finch
RG Omoregie Uzzi
RT Will Jackson
Morgan Bailey
WR Jeff Greene
QB Tevin Washington
BB David Sims
AB Orwin Smith
AB Robert Godhigh
K David Scully
Chris Tanner

DEFENSE

DE Izaan Cross
DT T.J. Barnes
DE Emmanuel Dieke
OLB Jeremiah Attaochu
ILB Quayshawn Nealy
ILB Jabari Hunt-Days
OLB Brandon Watts
CB Rod Sweeting
CB Louis Young
S Jemea Thomas
S Isaiah Johnson
P Sean Poole

2013

OFFENSE

WR DeAndre Smelter
LT Will Jackson
LG Trey Braun
C Jay Finch
RG Shaq Mason
RT Bryan Chamberlain
WR Micheal Summers
QB Vad Lee
BB David Sims
AB Synjyn Days
AB Robert Godhigh
K Harrison Butker

DEFENSE

DE Jeremiah Attaochu
DT Adam Gotsis
DT Euclid Cummings
DE Emmanuel Dieke
OLB Quayshawn Nealy
ILB Jabari Hunt-Days
OLB Brandon Watts
CB D.J. White
CB Louis Young
S Jemea Thomas
S Demond Smith
P Sean Poole

2014

OFFENSE

QB Justin Thomas
AB Tony Zenon
AB Charles Perkins
BB Zach Laskey
Synjyn Days
WR DeAndre Smelter
WR Darren Waller
Michael Summers
LT Bryan Chamberlain
LG Trey Braun
C Freddie Burden
RG Shaquille Mason
RT Chris Griffin
Errin Joe
K Harrison Butker

DEFENSE

DE KeShun Freeman
DT Adam Gotsis
NT Shawn Green
DE Rod Rook-Chungong
LB Demond Smith
Tyler Marcordes
LB Quayshawn Nealy
LB P.J. Davis
CB Chris Milton
SS Isaiah Johnson
FS Jamal Golden
CB D.J. White
P Ryan Rodwell

2015

OFFENSE

QB Justin Thomas
AB Isiah Willis
AB Clinton Lynch
BB Patrick Skov
Marcus Marshall
WR Ricky Jeune
WR Brad Stewart
LT Bryan Chamberlain
Trey Klock
LG Trey Braun
C Freddie Burden
RG Shamire Devine
RT Errin Joe
Will Bryan
K Harrison Butker

DEFENSE

DE KeShun Freeman
DT Adam Gotsis
NT Patrick Gamble
DE Rod Rook-Chungong
LB Tyler Marcordes
LB P.J. Davis
NB Lawrence Austin
CB Chris Milton
SS Jamal Golden
FS Demond Smith
CB D.J. White
P Ryan Rodwell

HALLS OF FAME

COLLEGE FOOTBALL HALL OF FAME

NAME	ELECTED	AT TECH
William A. Alexander, Coach	1951	1920-1944
Maxie Baughan, Center	1988	1957-1959
Ray Beck, Guard	1997	1949-1951
Bobby Davis, Tackle	1978	1945-1947
Bobby Dodd, Coach	1993*	1945-1966
Bill Fincher, End / Tackle	1974	1918-1921
Buck Flowers, Halfback	1955	1918-1921
George Gardner, College Football Official		1933-1948
Bobby Gaston, College Football Official	1996	1943
Joe Guyon, Halfback / Tackle	1971	1917-1918
Joe Hamilton, Quarterback	2014	1996-1999
John W. Heisman, Coach	1954	1904-1919
George Morris, Linebacker	1981	1950-1952
Larry Morris, Center-Linebacker	1992	1951-54
Randy Rhino, Defensive Back	2002	1972-74
Peter Pund, Center	1963	1926-28
Everett Strupper, Halfback	1972	1915-17
Pat Swilling, Defensive End	2009	1982-85

* Elected as a player in 1959

HELMS FOUNDATION HALL OF FAME

NAME	AT TECH
John W. Heisman, Coach	1904-19
William A. Alexander, Coach	1920-44
Bobby Dodd, Coach	1945-66
Ned West, Sports Information Director	1952-76
Walker Carpenter, Tackle	1915-17
Everett Strupper, Halfback	1915-17
Bill Fincher, End / Tackle	1918-20
Don Stephenson, Center	1955-57



BOBBY DODD GEORGIA TECH HEAD COACH (1945-66)

Georgia Tech's legendary coach was inducted posthumously into the College Football Hall of Fame in December 1993. Also in the Hall of Fame for his playing career at Tennessee, Dodd and Amos Alonzo Stagg are the only inductees enshrined as both player and coach.

GEORGIA TECH SPORTS HALL OF FAME (INCLUDES ONLY FOOTBALL STUDENT-ATHLETES)

NAME, POS., LAST YR.	INDUCTED	NAME, POS., LAST YR.	INDUCTED	NAME, POS., LAST YR.	INDUCTED	NAME, POS., LAST YR.	INDUCTED	COACHES	
Taz Anderson, E, 1960*	1982	Dan Dyke, P, 2002	2015	Billy Lothridge, QB, 1963*	1969	John Sias, E, 1968	1982	Gen. Leonard Wood, 1893-1894	1964
D.I. "Red" Barron, HB, 1922*	1959	Bill Eastman, DB, 1967	1985	David Lutz, OL, 1982	2003	David Sims, HB, 1976	1984	John W. Heisman, 1904-1919*	1964
Maxie Baughan, C, 1959*	1965	Allen Ecker, G, 1957	1978	Luke Manget, PK, 2002	2014	Scott Sisson, PK, 1992	2003	William A. Alexander, 1920-1944*	1963
Ray Beck, G, 1951*	1956	Howard Ector, FB-QB, 1939	1960	Vance Maree, T, 1931	1971	Fletcher Sims, HB, 1937	1968	R.L. "Bobby" Dodd, 1945-1966*	1967
Don Bessillieu, DB, 1978	1986	Pete Ferris, E, 1951	1980	Billy Martin, E, 1964	1969	Jim Slocum, E, 1933	1979	Bobby Ross, 1987-1991	2007
W.J. Blane, LB, 1966	1991	K.J. "Wooch" Fielder, HB, 1914	1961	Buck Martin, E, 1953	1970	George Smith, E, 1938	1979		
Bob Bossons, C, 1950	1968	Bill Fincher, E-T, 1920*	1956	George Mathews, HB, 1947*	1973	Lenny Snow, HB, 1967	1976		
Dinky Bowen, HB, 1949	1974	Middleton FitzSimmons, G, 1937	1974	Jerry Mays, RB, 1989	1997	Lum Snyder, T, 1952	1968	SPORTS MEDICINE	
Jim Breland, C, 1967	1978	Buck Flowers, HB, 1920*	1956	Eddie McAshan, QB, 1972	1995	Jimmy Southard, QB, 1949	1994	H.L. "Buck" Andel, 1948-68 (trainer)	1968
George Brodnax, E, 1949*	1964	Jeff Ford, DB, 1971	1983	Jack McDonough, QB, 1923	1962	Frank Speer, T, 1930	1971	Dr. Aaron King (dentist)	2004
Keith Brookling, LB, 1997	2007	George Gardner, E, 1925*	1965	Pat McHugh, HB, 1946	1973	Tommy Spence, FB, 1917	1976		
Franklin Brooks, G, 1957	1970	Smylie Gebhart, E, 1971	1980	Gus Merkle, E, 1926	1972	Larry Stallings, T, 1962	1979	STUDENT MANAGERS	
J.L. Brooks, G, 1939	1975	George Godsey, QB, 2001	2012	Harvey Middleton, WR, 1997	2011	Albert Staton, E-T, 1922*	1963	Hiram C. Allen III, 1951	1985
Chris Brown, OT, 2000	2010	Roy Goree, E, 1912	1976	Hal Miller, T, 1953*	1964	John Staton, E, 1924	1965	Ted Arno, 1948	1982
Lob Brown, T-E, 1905	1966	Johnny Gresham, HB, 1965	1978	Wade Mitchell, QB, 1956*	1976	John Steber, G, 1946	1975	L. Massey Clarkson Jr., 1949	1979
Pete Brown, C, 1952*	1974	Rufus Guthrie, G, 1963*	1971	Walter Mitchell, E, 1923	1968	Don Stephenson, C, 1957*	1966	L. Massey Clarkson Jr., 1949	1979
Frank Broyles, QB-HB, 1946*	1960	Joe Guyon, HB, 1918*	1956	Warner Mizell, HB, 1929	1974	Everett "Strup" Strupper, HB, 1917*	1956	L. Massey Clarkson Jr., 1949	1979
Joe Burns, RB, 2001	2015	Henry Hair, E, 1954	1975	Bobby Moorhead, DB, 1952	1971	Pat Swilling, DE, 1985*	1991	Frank Peeples, 1949	1979
Gerry Bussell, DB, 1964	1986	Joe Hamilton, QB, 1999	2009	George Morris, C, 1952*	1956	Bill Teas, HB, 1954	1963	Charles E. Reeves, 1959	1981
James Butler, FS, 2004	2014	Leon Hardeman, HB, 1953*	1961	Larry Morris, C, 1954*	1959	Mack Tharpe, T, 1926	1961		
Kelly Campbell, WR, 2001	2013	Harvey Hardy, G, 1943	1968	Buck Murphy, QB-LB, 1939	1972	Bob Tharpe, T, 1934	1966	STUDENT TRAINERS	
Jon Carman, OL, 1999	2012	Judy Harlan, FB, 1921	1960	Jerry Nabors, E, 1957	1986	J.G. "Stumpy" Thomason, HB, 1928	1958	John Van Houten, 1959	1979
Walker Carpenter, T, 1918	1965	Joe Harris, LB, 1974	2000	H.C. "Monk" Neblett, C, 1932	1974	Jesse Thrash, T, 1903	1962	Sam F. "Bo" Burke Jr., 1968	1984
Clint Castleberry, HB, 1942*	1956	Bill Healy, G, 1949*	1956	Ken Owen, FB, 1957	1979	Phil Tinsley, E, 1946	1970	Clay Farr, 1996	2009
N.M. "Hawk" Cavette, G-P, 1941	1972	Bunky Henry, K, 1966	1984	Craig Page, OL, 1998	2009	Glenn Turner, FB, 1953	1977	Edward P. West Jr., 1972	1986
Jack Chivington, C, 1939	1977	Sam Hensley, E, 1954	1971	Pat Patterson, T, 1912	2002	Orville Vereen, G, 1955	1977	Charles R. LaVallee, 1968	1986
Lewis "Automobile" Clark, FB, 1905	1961	Harrison Hightower, HB, 1909	1970	James "Red" Patton, 1950	1979	Reggie Wilkes, DE, 1977	1989	Tommy Roberts, 1980	1990
Willie Clay, CB, 1991	2002	Albert Hill, QB, 1917	1966	Renzo "Rock" Perdoni, T, 1970	1968	Dave Watson, G, 1963	1980		
Marco Coleman, DE, 1991	2001	Drew Hill, WR, 1978	1998	George Phillips, C, 1919*	1968	Lamar Wheat, T, 1953	1968	SPORTS INFORMATION	
Tom Coleman, Jr., T, 1949	2001	Kent Hill, WR, 1978*	2006	Jack Philips, FB, 1934	1979	Pee Wee Williams, T, 1934	na	Ned West, 1952-1976	1976
Darrell Crawford, QB, 1953	1975	John Hunsinger, RB, 1954	1996	Jerry Priestley, QB, 1965	1982	Rodney Williams, P, 1998	2011		
Brent Cunningham, HB, 1971	1982	Riccardo Ingram, FS, 1987	1995	Eddie Prokop, HB, 1943	1969	Dr. Sid Williams, 1951	1999	HONORARY	
Bill Curry, C, 1964*	1969	Bob Ison, E, 1940	1956	H.R. "Peter" Pund, C, 1928*	1958	Billy Williamson, HB, 1961	2013	Al Ciraldo, "Voice of the Rambling Wreck"	
Bobby Davis, T, 1947*	1956	Eddie Lee Ivery, HB, 1978	1983	Steve Raible, WR/TE, 1975	2004	Charlie Wood, T, 1940	1973	Wes Durham "Voice of the Yellow Jackets"	
J.W. "20 Percent" Davis, FB, 1909	1958	Ed Jones, E, 1937	1971	L.W. "Chip" Robert, HB, 1908*	1959	Doug Wycoff, FB, 1925*	1956		
Oscar Davis, G, 1922	1964	Tom Jones, E, 1931	1975	Jimmy Robinson, E, 1974*	1981			*Member of State of Georgia Sports Hall of Fame	
Ted Davis, E, 1963	1980	Bill Jordan, E, 1938	1956	Pepper Rodgers, QB, 1953*	1970				
John Davis, T, 1986	1991	Jimmy Jordan, HB, 1949	1971	Ted Roof, LB, 1985	1998				
W.A. "Wink" Davis, HB, 1933	1986	Mike Kelley, QB, 1981	1991	Paul Rotenberg, HB, 1956	1962				
A.M. "Bum" Day, C, 1918	1984	Kim King, QB, 1968*	1978	Jakie Rudolph, S, 1952	2015				
Craig Day, E, 1905	1962	M.J. "Dutch" Konemann, HB, 1936	1969	Lucius Sanford, LB, 1977	1985				
John Dewberry, QB, 1985	1992	Robert Lavette, RB, 1984	1990	Billy Shaw, T, 1960*	1979				
Raleigh Drennon, G, 1929	1975	C.D. LeBay, G, 1921	1979	Billy Shields, T, 1974	1985				
Paul Duke, C, 1946*	1963	Al Loeb, C, 1914	1959						

HISTORY

RECORDS



INDIVIDUAL RECORDS

RUSHING

ATTEMPTS

GAME

39 – Robert Lavette vs. Tennessee, 1982
39 – Jerry Mays vs. Georgia, 1989

SEASON

297 – Tashard Choice, 2006

CAREER

914 – Robert Lavette, 1981-84

YARDS

GAME

356 – Eddie Lee Ivery vs. Air Force, 1978

SEASON

1,562 – Eddie Lee Ivery, 1978

CAREER

4,066 – Robert Lavette, 1981-84

TOUCHDOWNS

GAME

4 – George Maloof vs. Georgia, 1951; Robert Lavette vs. Virginia, 1982; Tony Hollings vs. Connecticut, 2002; P.J. Daniels vs. Tulsa, 2003; Tevin Washington vs. Middle Tennessee, 2012

SEASON

20 – Tevin Washington, 2012

CAREER

45 – Robert Lavette, 1981-84

YARDS PER ATTEMPT

GAME [MIN. 25 ATTEMPTS]

13.7 – Eddie Lee Ivery vs. Air Force, 1978

SEASON [MIN. 100 ATTEMPTS]

7.2 – Dorsey Levens, 1993

SEASON [MIN. 50 ATTEMPTS]

10.1 – Orwin Smith, 2011

CAREER [MIN. 400 ATTEMPTS]

6.2 – Jonathan Dwyer, 2007-09

CAREER [MIN. 300 ATTEMPTS]

6.4 – Anthony Allen, 2009-10

CAREER [MIN. 200 ATTEMPTS]

7.6 – Roddy Jones, 2008-11

RUSHING YARDS BY QUARTERBACK

GAME

176 – Tevin Washington vs. Clemson, 2011

SEASON

1,086 – Justin Thomas, 2014

CAREER

2,806 – Joshua Nesbitt, 2007-10

LONGEST RUSH

GAME

95 – Orwin Smith vs. Kansas, 2011

PASSING

ATTEMPTS

GAME

61 – Larry Good vs. Tennessee, 1968

SEASON

384 – George Godsey, 2001

CAREER

1,363 – Reggie Ball, 2003-06

COMPLETIONS

GAME

39 – George Godsey vs. Virginia, 2001

SEASON

249 – George Godsey, 2001

CAREER

662 – Reggie Ball, 2003-06

MOST COMPLETIONS WITHOUT INT

GAME

35 – George Godsey vs. Clemson, 2000

CONSECUTIVE COMPLETIONS

SEASON

18 – Joe Hamilton, 1999 (Florida State (15), The Citadel (3))

YARDS

GAME

486 – George Godsey vs. Virginia, 2001

SEASON

3,085 – George Godsey, 2001

CAREER

8,882 – Joe Hamilton, 1996-99

TOUCHDOWNS

GAME

5 – Eddie McAshan vs. Rice, 1972; Joe Hamilton vs. Clemson, 1999

SEASON

29 – Joe Hamilton, 1999

CAREER

65 – Joe Hamilton, 1996-99

INTERCEPTIONS

GAME

5 – Jerry Priestley vs. Tennessee, 1964; Eddie McAshan vs. Rice, 1972

SEASON

21 – Eddie McAshan, 1970

CAREER

55 – Reggie Ball, 2003-06

YARDS PER GAME

SEASON

278.2 – Joe Hamilton, 1999

CAREER

206.6 – Joe Hamilton, 1996-99

YARDS PER COMPLETION

SEASON [MIN. 100 COMPLETIONS]

15.1 – Joe Hamilton, 1999

SEASON [MIN. 75 COMPLETIONS]

22.7 – Joshua Nesbitt, 2009

CAREER [MIN. 200 COMPLETIONS]

14.1 – Joe Hamilton, 1996-99

CAREER [MIN. 100 COMPLETIONS]

18.9 – Joshua Nesbitt, 2007-10;
Tevin Washington, 2009-12

YARDS PER ATTEMPT

SEASON [MIN. 100 ATTEMPTS]

11.01 – Tevin Washington, 2011

CAREER [MIN. 500 ATTEMPTS]

8.71 – Joe Hamilton, 1996-99

CAREER [MIN. 300 ATTEMPTS]

9.60 – Tevin Washington, 2009-12

COMPLETION PERCENTAGE

GAME

.880 – Joe Hamilton vs. Florida State, 1999 (22-25)

SEASON [MIN. 75 ATTEMPTS]

.666 – Joe Hamilton, 1999

CAREER [MIN. 150 ATTEMPTS]

.633 – George Godsey, 1998-01

PASS EFFICIENCY RATING

GAME [MIN. 15 ATTEMPTS]

309.8 – George Godsey vs. Navy, 2001

GAME [MIN. 10 ATTEMPTS]

312.8 – Tevin Washington vs. Western Carolina, 2011

SEASON

175.0 – Joe Hamilton, 1999

CAREER

148.2 – Joe Hamilton, 1996-99

LONGEST PASS

GAME

96 – Joe Hamilton (to Charlie Rogers) vs. UCF, 1996

RECEIVING

RECEPTIONS

GAME

14 – John Sias vs. Navy, 1968; Steve Harkey vs. South Carolina, 1970; Robert Lavette vs. Notre Dame, 1981; Kelly Campbell vs. Clemson, 2000

SEASON

78 – Jonathan Smith, 2003

CAREER

195 – Kelly Campbell, 1998-2001

YARDS

GAME

243 – Dez White vs. Virginia, 1998

SEASON

1,202 – Calvin Johnson, 2006

CAREER

2,927 – Calvin Johnson, 2004-06

TOUCHDOWNS

GAME

4 – Buck Martin vs. Auburn, 1951

SEASON

15 – Calvin Johnson, 2006

CAREER

28 – Calvin Johnson, 2004-06

YARDS PER RECEPTION

SEASON [MIN. 25 RECEPTIONS]

29.3 – Stephen Hill, 2011

CAREER [MIN. 50 RECEPTIONS]

20.4 – Dez White, 1997-99

LONGEST RECEPTION

GAME

96 – Charlie Rogers (from Joe Hamilton) vs. UCF, 1996

INDIVIDUAL RECORDS

TOTAL OFFENSE

MOST PLAYS

GAME
68 – Larry Good vs. Tennessee, 1968

SEASON
489 – Reggie Ball, 2003

CAREER
1,858 – Reggie Ball, 2003-06

YARDS

GAME
477 – George Godsey vs. Virginia, 2001

SEASON
3,794 – Joe Hamilton, 1999

CAREER
10,640 – Joe Hamilton, 1996-99

YARDS PER GAME

GAME
344.9 – Joe Hamilton, 1999

CAREER
247.4 – Joe Hamilton, 1996-99

YARDS PER PLAY

GAME
8.27 – Joe Hamilton, 1999

CAREER
6.99 – Joe Hamilton, 1996-99

TOUCHDOWN RESPONSIBILITY

GAME
5 – Eddie McAshan vs. Rice, 1972; Joe Hamilton vs. Florida State, 1999; Joe Hamilton vs. Clemson, 1999; Vad Lee vs. Duke, 2013; Justin Thomas vs. Georgia Southern, 2014

SEASON
35 – Joe Hamilton, 1999

CAREER
83 – Joe Hamilton, 1996-99

ALL-PURPOSE YARDS

GAME
367 – Eddie Lee Ivery vs. Air Force, 1978

SEASON
1,879 – Eddie Lee Ivery, 1978

CAREER
5,393 – Robert Lavette, 1981-84

SCORING

POINTS SCORED

GAME
24 – Buck Martin vs. Auburn, 1951; George Maloof vs. Georgia, 1951; Robert Lavette vs. Virginia, 1982; C.J. Williams vs. NC State, 1995; Joe Burns vs. North Carolina, 2000; Tony Hollings vs. Connecticut, 2002; P.J. Daniels vs. Tulsa, 2003; Tevin Washington vs. Middle Tennessee, 2012

SEASON
120 – Tevin Washington, 2012

CAREER
322 – Luke Manget, 1999-2002

TOUCHDOWNS

GAME
4 – Buck Martin vs. Auburn, 1951; George Maloof vs. Georgia, 1951; Robert Lavette vs. Virginia, 1982; C.J. Williams vs. NC State, 1995; Joe Burns vs. North Carolina, 2000; Tony Hollings vs. Connecticut, 2002; P.J. Daniels vs. Tulsa, 2003; Tevin Washington vs. Middle Tennessee, 2012

SEASON
20 – Tevin Washington, 2012

CAREER
46 – Robert Lavette, 1981-84

DEFENSIVE TOUCHDOWNS

GAME
2 – Rick Lewis vs. Tulane, 1970

SEASON
3 – Jeff Ford, 1969; Jerrard Tarrant, 2009

CAREER
4 – Jeff Ford, 1969-71

TWO-POINT CONVERSIONS

GAME
2 – Joel Stevenson vs. Duke, 1968; Kerry Watkins vs. Wake Forest, 1999

SEASON
2 – Joel Stevenson, 1968; Kenny Bounds, 1968; Joe Hamilton, 1998; Kerry Watkins, 1999

CAREER
3 – Kerry Watkins, 1999-02

KICKING

POINTS BY KICKING

GAME
17 – Ron Rice vs. Citadel, 1982

SEASON
106 – Travis Bell, 2007

CAREER
322 – Luke Manget, 1999-2002

PATs ATTEMPTED

GAME
10 – Luke Manget vs. Navy, 2001

SEASON
66 – Harrison Butker, 2014

CAREER
160 – Luke Manget, 1999-2002

PATs MADE

GAME
10 – Luke Manget vs. Navy, 2001

SEASON
65 – Harrison Butker, 2014

CAREER
162 – Harrison Butker, 2013-present

CONSECUTIVE PATs MADE

SEASON
56 – Justin Moore, 2011

CAREER
160 – Luke Manget, 1999-2002

PAT PERCENTAGE

SEASON
1.000 – multiple times, most recently by: Harrison Butker [44-of-44], 2015

CAREER
1.000 – Luke Manget, 1999-2002 [160-of-160]; Travis Bell, 2004-07 [138-of-138]

FIELD GOALS ATTEMPTED

GAME
7 – Luke Manget vs. NC State, 2001

SEASON
28 – Luke Manget, 2001; Travis Bell, 2007

CAREER
88 – Scott Sisson, 1989-92

FIELD GOALS MADE

GAME
5 – Ron Rice vs. The Citadel, 1982

SEASON
23 – Travis Bell, 2007

CAREER
61 – Travis Bell, 2004-07

FIELD GOALS PERCENTAGE

SEASON
.882 – Travis Bell, 2004 (15-17); Scott Blair, 2010 (15-17)

CAREER
.743 – Scott Blair, 2007-10 (41-56)

LONGEST FIELD GOAL MADE

GAME
55 – E.O. Wheeler vs. VMI, 1973; Ron Rice vs. The Citadel, 1982; David Bell vs. Georgia, 1986

LONGEST FIELD GOAL ATTEMPTED

GAME
64 – Ron Rice vs. Auburn, 1982

PUNTING

MOST PUNTS

GAME
12 – Chip Pallman vs. Notre Dame, 1970; Sean McDevitt vs. Clemson, 1987; Rodney Williams vs. Florida State, 1997

HISTORIC
21 – Hawk Cavette vs. Florida, 1938

SEASON
88 – Jeff Pierce, 1980

CAREER
252 – Jeff Pierce, 1978-81

YARDS

GAME
553 – Rodney Williams vs. Florida State, 1997

SEASON
3,609 – Jeff Pierce, 1980

CAREER
10,271 – Jeff Pierce, 1978-81

INDIVIDUAL RECORDS

YARDS PER PUNT

GAME [MIN. 3 PUNTS]

60.0 – Durant Brooks vs. North Carolina, 2007

GAME [MIN. 2 PUNTS]

65.5 – Michael Kelley vs. Alabama, 1979

SEASON [MIN. 35 PUNTS]

45.64 – Rodney Williams, 1997

CAREER [MIN. 75 PUNTS]

45.31 – Durant Brooks, 2006-07

LONGEST PUNT

GAME

80 – Michael Kelley vs. Alabama, 1979

HISTORIC

85 – Buck Flowers vs. Davidson, 1920

RETURNS

KICKOFF RETURNS

GAME

7 – five times

SEASON

37 – Orwin Smith, 2009

CAREER

94 – Drew Hill, 1975-78

KICKOFF RETURN YARDS

GAME

230 – Jamal Golden vs. North Carolina, 2012 (7 ret)

SEASON

888 – Orwin Smith, 2009

CAREER

2,357 – Drew Hill, 1975-78

KICKOFF RETURN TOUCHDOWNS

GAME

1 – 14 times, most recently:
Jamal Golden vs. North Carolina, 2012

SEASON

2 – Drew Hill, 1978; Jamal Golden, 2012

CAREER

2 – Drew Hill, 1975-78; Gary Lee, 1983-86; Dez White, 1997-99; Jamal Golden, 2011-15

YARDS PER KICKOFF RETURN

GAME [MIN. 2 RETURNS]

58.5 – Drew Hill vs. Georgia, 1978

SEASON [MIN. 10 RETURNS]

30.0 – Drew Hill, 1978

CAREER [MIN. 15 RETURNS]

25.4 – Drew Hill, 1975-78

LONGEST KICKOFF RETURN

GAME

100 – Drew Hill vs. Georgia, 1978; Dez White vs. Maryland, 1998; Jamal Golden vs. North Carolina, 2012

HISTORIC

102 – Dewey Scarboro vs. Georgetown, 1919

PUNT RETURNS

GAME

9 – Kelley Rhino vs. The Citadel, 2001

SEASON

48 – Willie Clay, 1991; Kelley Rhino, 2001

CAREER

112 – Kelley Rhino, 1999-2002

PUNT RETURN YARDS

GAME

149 – Gerry Bussell vs. Auburn, 1962

SEASON

515 – Kelley Rhino, 2001

CAREER

1,135 – Kelley Rhino, 1999-2002

PUNT RETURN TOUCHDOWNS

GAME

1 – several times, most recently:
Jerrard Tarrant vs. Clemson, 2009

SEASON

2 – Jimmy Brown, 1966; Charlie Rogers, 1998; Jonathan Smith, 2003; Jerrard Tarrant, 2009

CAREER

3 – Jimmy Brown, 1965-67

YARDS PER PUNT RETURN

GAME [MIN. 2 RETURNS]

68.0 – Randy Rhino vs. South Carolina, 1972

SEASON [MIN. 10 RETURNS]

22.6 – Jimmy Brown, 1965

CAREER [MIN. 25 RETURNS]

15.2 – Charlie Rogers, 1995-99

LONGEST PUNT RETURN

GAME

95 – Randy Rhino vs. South Carolina, 1972

DEFENSE

INTERCEPTIONS

GAME

3 – Bobby Moorhead vs. Auburn, 1952; Bubba Hoats vs. Georgia, 1969; Randy Rhino vs. Rice, 1972; Ken Swilling vs. Boston College, 1989; Brian Wilkins vs. Florida State, 1996

HISTORIC

3 – Howard Ector vs. Vanderbilt, 1937

SEASON

9 – Jeff Ford, 1969; Willie Clay, 1991

CAREER

16 – Willie Clay, 1988-91

INTERCEPTION RETURN YARDS

GAME

100 – Jeff Ford vs. Notre Dame, 1969

SEASON

257 – Jeff Ford, 1969

CAREER

320 – Jeff Ford, 1969-71

INTERCEPTION RETURNS FOR TD

SEASON

3 – Jeff Ford, 1969 (TIED NCAA RECORD)

CAREER

4 – Jeff Ford, 1969-71

TACKLES

GAME

By Linebacker: 28 – Eric Wilcox vs. Georgia, 1967
By Down Lineman: 20 – John Battle vs. Duke, 1964
By Defensive Back: 19 – Danny Rhino vs. Virginia, 1974;
Cleve Pounds vs. Auburn, 1984; Cleve Pounds vs. NC State, 1984; Ken Swilling vs. Virginia, 1989

SEASON

By Linebacker: 188 – Joe Harris, 1974
By Down Lineman: 112 – John Battle, 1965
By Defensive Back: 114 – Cleve Pounds, 1984

CAREER

By Linebacker: 467 – Keith Brooking, 1994-97
By Down Lineman: 271 – Franklin Brooks, 1952-55
By Defensive Back: 283 – Isaiah Johnson, 2010-14

TACKLES FOR LOSS

GAME

7 – Pat Swilling vs. NC State, 1985

SEASON

24 – Eric Henderson, 2003

CAREER

59.5 – Eric Henderson, 2002-05

SACKS

GAME

7 – Pat Swilling vs. NC State, 1985

SEASON

15 – Pat Swilling, 1985

CAREER

31.5 – Jeremiah Attaochu, 2010-13

FUMBLES FORCED

GAME

2 – Nine times, most recently:
D.J. White vs. Ole Miss, 2013

FUMBLES RECOVERED

GAME

2 – 17 times, most recently:
Quayshawn Nealy at Pittsburgh, Oct. 25, 2014

TWO PLAYERS COMBINED

RUSHING YARDS

GAME

429 – Eddie Lee Ivery (356), Darish Davis (73)
vs. Air Force, Nov. 11, 1978

SEASON

2,432 – Jonathan Dwyer (1,395),
Joshua Nesbitt (1,037), 2009

RECEPTIONS

GAME

22 – William Glover (13), Kerry Watkins (9)
at Virginia, Nov. 10, 2001

RECEIVING YARDS

GAME

333 – William Glover (172), Kerry Watkins (161)
at Virginia, Nov. 10, 2001

INDIVIDUAL LEADERS

RUSHING

RUSHING YARDS

CAREER

PLAYER	YEARS	ATT	TD	YARDS
1. Robert Lavette	1981-84	914	45	4,066
2. Jerry Mays	1985-89	695	18	3,699
3. Eddie Lee Ivery	1975-78	609	22	3,517
4. Tashard Choice	2005-07	675	28	3,365
5. P.J. Daniels	2002-05	707	23	3,346
6. Jonathan Dwyer	2007-09	517	35	3,226
7. Joshua Nesbitt	2007-10	653	35	2,806
8. Joe Burns	1998-01	614	31	2,634
9. C.J. Williams	1994-96	539	20	2,365
10. David Sims	1974-76	379	21	2,274
11. David Sims	2010-13	438	23	2,252
12. Tevin Washington	2009-12	542	38	2,225
13. Zach Laskey	2011-14	388	17	2,033
14. William Bell	1989-93	418	14	2,026
15. Anthony Allen	2009-10	304	13	1,934
16. Roddy Jones	2008-11	243	14	1,846
17. Orwin Smith	2009-12	198	20	1,839
18. Justin Thomas	2013-	368	16	1,808
19. Leon Hardeman	1951-53	337	22	1,794
20. Ronny Cone	1979-83	381	11	1,777
21. Joe Hamilton	1996-99	501	18	1,758
22. Lenny Snow	1965-67	445	18	1,743
23. Bill Teas	1951-54	294	11	1,689
24. Jimmy Lincoln	1991-94	380	5	1,601
25. Cory Collier	1983-86	357	12	1,590
26. Malcolm King	1984-87	330	17	1,576
27. Bobby North	1947-50	293	10	1,505
28. Reggie Ball	2003-06	495	11	1,451
29. Brent Cunningham	1969-71	346	10	1,446
30. Charles Wiley	1995-98	328	19	1,431
31. Greg Horne	1971-73	370	11	1,425
32. Synjyn Days	2011-14	255	18	1,396
33. Glenn Turner	1951-53	315	11	1,329
34. Sean Gregory	1998-01	277	16	1,290
35. Charlie Rogers	1995-98	220	5	1,287
36. Phillip Rogers	1995-99	324	15	1,264
37. Rodney Lee	1977-79	245	10	1,250
38. Robert Godhigh	2010-13	135	11	1,191
39. Adrian Rucker	1974-77	223	10	1,162
40. Bucky Shamburger	1975-78	241	3	1,162
41. Michael Smith	1991-94	249	6	1,083
42. Vad Lee	2012-13	278	17	1,057
43. Dorsey Levens	1992-93	169	10	1,036
44. Embry Peeples	2008-11	138	4	1,035
45. Pat Moriarty	1973-77	240	1	1,007

SEASON

PLAYER	YEAR	ATT	TD	YARDS
1. Eddie Lee Ivery	1978	267	9	1,562
2. Tashard Choice	2006	297	12	1,473
3. P.J. Daniels	2003	283	10	1,447
4. Jonathan Dwyer	2008	200	12	1,395
Jonathan Dwyer	2009	235	14	1,395
6. Tashard Choice	2007	261	10	1,379
7. Jerry Mays	1989	249	8	1,349
8. Anthony Allen	2010	240	7	1,316
9. Robert Lavette	1982	280	19	1,208
10. Robert Lavette	1984	260	14	1,189
11. Joe Burns	2001	282	14	1,165
12. C.J. Williams	1995	245	12	1,138
13. Justin Thomas	2014	190	8	1,086
14. Joshua Nesbitt	2009	279	18	1,037
15. Tevin Washington	2011	242	14	987

ATTEMPTS

CAREER

PLAYER	YEARS	YARDS	TD	ATT
1. Robert Lavette	1981-84	4,066	45	914
2. P.J. Daniels	2002-05	3,346	23	707
3. Jerry Mays	1985-89	3,699	18	695
4. Tashard Choice	2005-07	3,365	28	675
5. Joshua Nesbitt	2005-07	2,806	35	653
6. Joe Burns	1998-2001	2,634	31	614
7. Eddie Lee Ivery	1975-78	3,517	22	609
8. Tevin Washington	2009-12	2,225	23	542
9. C.J. Williams	1994-96	2,365	20	539
10. Jonathan Dwyer	2007-09	3,226	35	517
11. Joe Hamilton	1996-99	1,758	18	501
12. Reggie Ball	2003-06	1,451	11	495
13. Lenny Snow	1965-67	1,743	18	445
14. David Sims	2010-13	2,252	23	438
15. William Bell	1989-93	2,026	14	418
16. Shawn Jones	1989-92	855	19	392
17. Zach Laskey	2011-14	2,033	17	388
18. Ronny Cone	1979-83	1,777	11	381
19. Jimmy Lincoln	1991-94	1,601	5	380
20. David Sims	1974-76	2,274	21	379

SEASON

PLAYER	YEAR	YARDS	TD	ATT
1. Tashard Choice	2006	1,473	12	297
2. P.J. Daniels	2003	1,447	10	283
3. Joe Burns	2001	1,165	14	282
4. Robert Lavette	1982	1,208	19	280
5. Joshua Nesbitt	2009	1,037	18	279
6. Eddie Lee Ivery	1978	1,562	9	267
7. Tashard Choice	2007	1,379	10	261
8. Robert Lavette	1984	1,189	14	260
9. Jerry Mays	1989	1,349	8	249
10. C.J. Williams	1995	1,138	12	245

YARDS PER ATTEMPT (MINIMUM 200 ATTEMPTS)

CAREER

PLAYER	YEARS	YARDS	ATT	AVG
1. Roddy Jones	2008-11	1,846	243	7.59
2. Anthony Allen	2009-10	1,934	304	6.36
3. Jonathan Dwyer	2007-09	3,226	517	6.24
4. David Sims	1974-76	2,274	379	6.00
5. Charlie Rogers	1995-98	1,287	220	5.85
6. Eddie Lee Ivery	1975-78	3,517	609	5.78
7. Bill Teas	1951-54	1,689	294	5.74
8. Synjyn Days	2011-14	1,396	255	5.47
9. Leon Hardeman	1951-53	1,794	337	5.32
Jerry Mays	1985-89	3,699	695	5.32

YARDS PER GAME (MINIMUM 200 ATTEMPTS)

SEASON

PLAYER	YEAR	YARDS	ATT	AVG
1. Eddie Lee Ivery	1978	1,562	267	142.0
2. Jerry Mays	1989	1,349	249	122.6
3. Tashard Choice	2007	1,379	261	114.9
4. P.J. Daniels	2003	1,447	283	111.3
5. Robert Lavette	1982	1,208	280	109.8
6. Robert Lavette	1984	1,189	260	108.1
7. Jonathan Dwyer	2008	1,395	200	107.3
8. Tashard Choice	2006	1,473	297	105.2
9. C.J. Williams	1995	1,138	245	103.5
10. Anthony Allen	2010	1,316	240	101.2

TOUCHDOWNS

CAREER

PLAYER	YEARS	TD
1. Robert Lavette	1981-84	45
2. Tevin Washington	2009-12	38
3. Joshua Nesbitt	1981-84	35
Jonathan Dwyer	2007-09	35
5. Joe Burns	1998-01	31
6. Tashard Choice	2005-07	28
7. P.J. Daniels	2002-05	23
David Sims	2010-13	23
9. Leon Hardeman	1951-53	22
Eddie Lee Ivery	1975-78	22
11. David Sims	1974-76	21
12. C.J. Williams	1994-96	20
Orwin Smith	2009-12	20
14. Shawn Jones	1989-92	19
Charles Wiley	1995-98	19
16. Lenny Snow	1965-67	18
Jerry Mays	1985-89	18
Joe Hamilton	1996-99	18
Synjyn Days	2011-14	18
20. Malcolm King	1984-87	17
Zach Laskey	2011-14	17
Vad Lee	2012-13	17

SEASON

PLAYER	YEAR	TD
1. Tevin Washington	2012	20
2. Robert Lavette	1982	19
3. Joshua Nesbitt	2009	18
4. Robert Lavette	1984	14
Joe Burns	2001	14
Jonathan Dwyer	2009	14
Tevin Washington	2011	14
8. Sean Gregory	1999	13
9. Lenny Snow	1966	12
C.J. Williams	1995	12
Joe Burns	2000	12
Tashard Choice	2006	12
Jonathan Dwyer	2008	12

100-YARD GAMES

CAREER

PLAYER	YEARS	G
1. Robert Lavette	1981-84	18
2. Tashard Choice	2005-07	18
3. Jonathan Dwyer	2007-09	17
4. P.J. Daniels	2002-05	16
5. Jerry Mays	1985-89	15
6. Eddie Lee Ivery	1975-78	14
7. Joe Burns	1998-01	11
8. C.J. Williams	1994-96	10
9. David Sims	1974-76	8
Jonathan Dwyer	2007-10	8
Anthony Allen	2009-10	8

SEASON

PLAYER	YEAR	G
1. Tashard Choice	2006	9
Jonathan Dwyer	2008	9
3. Eddie Lee Ivery	1978	8
Tashard Choice	2007	8
5. Robert Lavette	1982	7
Jerry Mays	1989	7
Jonathan Dwyer	2009	7
8. Robert Lavette	1984	6
C.J. Williams	1995	6
Joe Burns	2001	6
P.J. Daniels	2003	6
P.J. Daniels	2005	6
Anthony Allen	2010	6

RECORDS

INDIVIDUAL LEADERS



TOP RUSHING DUOS

DUO	YEAR	YARDS
1. Jonathan Dwyer (1,395) / Joshua Nesbitt (1,037)	2009	2,432
2. Jonathan Dwyer / Joshua Nesbitt	2008	2,088
3. Anthony Allen / Joshua Nesbitt	2010	2,053
4. Justin Thomas (1,086) / Synjyn Days (924)	2014	2,010
5. Eddie Lee Ivery / Rodney Lee	1978	1,954
6. P.J. Daniels / Reggie Ball	2003	1,831
7. Tashard Choice / Reggie Ball	2006	1,827

TOP RUSHING TRIOS

TRIO	YEAR	YARDS
1. J. Dwyer (1,395) / J. Nesbitt (1,037) / A. Allen (618)	2009	3,050
2. Justin Thomas (1,086) / Synjyn Days (924) / Zach Laskey (851)	2014	2,861
3. Jonathan Dwyer / Josh Nesbitt / Roddy Jones	2008	2,778
4. Anthony Allen / Josh Nesbitt / Orwin Smith	2010	2,569
5. Tevin Washington / David Sims / Orwin Smith	2011	2,329
6. Bill Teas / Winkle Hardeman / Glenn Turner	1952	2,236
7. Tashard Choice / Jonathan Dwyer / Josh Nesbitt	2007	2,154
8. David Sims / Robert Godhigh / Vad Lee	2013	2,141
9. Eddie Lee Ivery / Rodney Lee / Gary Hardy	1977	2,109
10. Eddie Lee Ivery / Rodney Lee / Raymond Friday	1978	2,076

CONSECUTIVE 100-YARD GAMES

CAREER

PLAYER	YEARS	G
1. Tashard Choice	2006-07	9
2. Eddie Lee Ivery	1978	7
3. Tony Hollings	2002	4
P.J. Daniels	2004-05	4
Jonathan Dwyer	2008	4
Jonathan Dwyer	2009	4

200-YARD GAMES

CAREER

PLAYER	YEARS	G
1. Jerry Mays	1985-89	2
P.J. Daniels	2002-05	2
3. Brent Cunningham	1969-71	1
Eddie Lee Ivery	1975-78	1
Robert Lavette	1981-84	1
Jimmy Lincoln	1991-94	1
C.J. Williams	1994-96	1
Tashard Choice	2005-07	1
Roddy Jones	2008-11	1

RUSHING YARDS BY QUARTERBACK

CAREER

PLAYER	YEARS	ATT	TD	YARDS
1. Josh Nesbitt	2007-10	653	35	2,806
2. Tevin Washington	2009-12	542	38	2,225
3. Justin Thomas	2013-16	368	16	1,808
4. Joe Hamilton	1996-99	501	18	1,758
5. Reggie Ball	2003-06	495	11	1,451
6. Vad Lee	2012-13	278	18	1,057
7. Danny Myers	1973-75	201	14	921
8. Shawn Jones	1989-92	392	19	855
9. Donnie Davis	1992-95	176	7	749
10. Billy Lothridge	1961-63	298	15	746

SEASON

PLAYER	YEAR	ATT	TD	YARDS
1. Justin Thomas	2014	190	8	1,086
2. Josh Nesbitt	2009	279	18	1,037
3. Tevin Washington	2011	242	14	987
4. Joshua Nesbitt	2010	166	10	737
5. Joe Hamilton	1999	154	6	734
6. Joshua Nesbitt	2008	172	7	693
7. Tevin Washington	2012	177	20	684
8. Vad Lee	2012	96	9	544
9. Tevin Washington	2010	116	4	514
10. Vad Lee	2013	182	8	513

RUSHING TOUCHDOWNS BY QUARTERBACK

CAREER

PLAYER	YEARS	TD
1. Tevin Washington	2009-12	38
2. Joshua Nesbitt	2007-10	35
3. Shawn Jones	1989-92	19
4. Joe Hamilton	1996-99	18
5. Vad Lee	2012-13	17
6. Justin Thomas	2013-16	16
7. Billy Lothridge	1961-63	15
8. Danny Myers	1973-75	14
9. Toppy Vann	1956-57	11
Reggie Ball	2003-06	11

SEASON

PLAYER	YEAR	TD
1. Tevin Washington	2012	20
2. Josh Nesbitt	2009	18
3. Tevin Washington	2011	14
4. Josh Nesbitt	2009	10
5. Billy Lothridge	1962	9
Vad Lee	2012	9
7. Vad Lee	2013	8
Justin Thomas	2014	8
9. Danny Myers	1974	7
Danny Myers	1975	7
Shawn Jones	1991	7
Josh Nesbitt	2008	7
Tim Byerly	2014	7

YEAR-BY-YEAR LEADERS

YARDS

YEAR	PLAYER	ATT	YARDS	TD
1950	Bobby North	145	663	4
1951	Leon Hardeman	126	647	8
1952	Bill Teas	151	825	6
1953	Bill Teas	111	610	3
1954	Jimmy Thompson	47	442	4
1955	George Volkert	81	583	5
1956	Ken Owen	107	497	2
1957	Lester Simerville	86	275	1
1958	Floyd Faucette	83	473	1
1959	Floyd Faucette	69	330	3
1960	Chick Graning	82	315	4
1961	Mike McNames	94	350	2
1962	Billy Lothridge	128	478	9
1963	Ray Mendheim	93	427	5
1964	Johnny Gresham	99	437	4
1965	Lenny Snow	125	597	4
1966	Lenny Snow	202	761	12
1967	Lenny Snow	118	385	2
1968	Kenny Bounds	56	188	2
1969	Brent Cunningham	118	459	0
1970	Brent Cunningham	144	740	5
1971	Greg Horne	123	500	2
1972	Greg Horne	139	558	4

YEAR	PLAYER	ATT	YARDS	TD
1973	Cleo Johnson	92	451	0
1974	David Sims	144	881	6
1975	David Sims	72	590	6
1976	David Sims	163	803	9
1977	Eddie Lee Ivery	153	900	6
1978	Eddie Lee Ivery	267	1,562	9
1979	Ronny Cone	126	617	4
1980	David Allen	134	466	2
1981	Robert Lavette	188	866	7
1982	Robert Lavette	280	1,208	19
1983	Robert Lavette	186	803	5
1984	Robert Lavette	260	1,189	14
1985	Cory Collier	139	606	2
1986	Jerry Mays	148	842	7
1987	Malcolm King	89	383	5
1988	Jerry Mays	194	942	0
1989	Jerry Mays	249	1,349	8
1990	William Bell	161	891	5
1991	Jimmy Lincoln	199	913	2
1992	Michael Smith	74	336	1
1993	Dorsey Levens	114	823	8
1994	C.J. Williams	120	564	1
1995	C.J. Williams	245	1,138	12
1996	C.J. Williams	174	663	7
1997	Charles Wiley	150	567	9
1998	Joe Burns	98	474	5
1999	Sean Gregory	172	837	13
2000	Joe Burns	220	908	12
2001	Joe Burns	282	1,165	14
2002	Tony Hollings	92	633	11
2003	P.J. Daniels	283	1,447	10
2004	P.J. Daniels	154	714	8
2005	P.J. Daniels	198	930	3
2006	Tashard Choice	297	1,473	12
2007	Tashard Choice	261	1,379	10
2008	Jonathan Dwyer	200	1,395	12
2009	Jonathan Dwyer	235	1,395	14
2010	Anthony Allen	240	1,316	7
2011	Tevin Washington	242	986	14
2012	Zach Laskey	133	697	1
2013	David Sims	161	884	11
2014	Justin Thomas	190	1,086	8
2015	Marcus Marshall	86	654	4

INDIVIDUAL LEADERS

PASSING

PASSING YARDS

CAREER

PLAYER	YEARS	CMP	ATT	YDS
1. Joe Hamilton	1996-99	629	1,020	8,882
2. Shawn Jones	1989-92	652	1,217	8,441
3. Reggie Ball	2003-06	662	1,363	8,128
4. George Godsey	1998-01	484	765	6,137
5. Mike Kelley	1978-81	391	785	5,249
6. John Dewberry	1983-85	310	533	4,193
7. Eddie McAshan	1970-72	360	698	4,080
8. Tevin Washington	2009-12	175	345	3,312
9. Josh Nesbitt	2007-10	173	403	3,276
10. Donnie Davis	1992-95	270	478	3,261
11. Justin Thomas	2013-	180	384	3,195
12. Taylor Bennett	2005-07	211	422	2,804
13. Kim King	1965-67	243	460	2,763
14. A.J. Suggs	2002-03	223	387	2,422
15. Billy Lothridge	1961-63	185	372	2,394
16. Rick Strom	1983-87	178	356	2,199
17. Vad Lee	2012-13	109	236	2,157
18. Jim Bob Taylor	1981-82	160	290	2,136
19. Tommy Luginbill	1994	182	327	2,128
20. Larry Good	1966-68	154	333	2,052

SEASON

PLAYER	YEAR	CMP	ATT	YDS
1. George Godsey	2001	249	384	3,085
2. Joe Hamilton	1999	203	305	3,060
3. George Godsey	2000	222	349	2,906
4. Shawn Jones	1992	190	362	2,397
5. Joe Hamilton	1997	173	268	2,314
6. Shawn Jones	1991	178	339	2,288
7. A.J. Suggs	2002	208	363	2,242
8. Joe Hamilton	1998	145	259	2,166
9. Reggie Ball	2005	182	379	2,165
10. Reggie Ball	2004	164	330	2,147
11. Taylor Bennett	2007	162	327	2,136
12. Tommy Luginbill	1994	182	327	2,128
13. Mike Kelley	1979	149	300	2,051
14. Shawn Jones	1990	142	245	2,008
15. Reggie Ball	2003	181	350	1,996
16. John Dewberry	1984	126	206	1,846
17. Jim Bob Taylor	1982	135	232	1,839
18. Reggie Ball	2006	135	304	1,820
19. Eddie McAshan	1972	125	241	1,756
20. Shawn Jones	1989	142	245	1,748

COMPLETIONS

CAREER

PLAYER	YEARS	ATT	COMP
1. Reggie Ball	2003-06	1,363	662
2. Shawn Jones	1989-92	1,217	652
3. Joe Hamilton	1996-99	1,020	629
4. George Godsey	1998-01	765	484
5. Mike Kelley	1978-81	785	391
6. Eddie McAshan	1970-72	698	360
7. John Dewberry	1983-85	533	310
8. Donnie Davis	1992-95	478	270
9. Kim King	1965-67	460	243
10. A.J. Suggs	2002-03	387	223

SEASON

PLAYER	YEAR	ATT	COMP
1. George Godsey	2001	384	249
2. George Godsey	2000	349	222
3. A.J. Suggs	2002	363	208
4. Joe Hamilton	1999	305	203
5. Shawn Jones	1992	362	190
6. Tommy Luginbill	1994	327	182
Reggie Ball	2005	379	182
8. Reggie Ball	2003	350	181
9. Shawn Jones	1991	339	178
10. Joe Hamilton	1997	268	173

ATTEMPTS

CAREER

PLAYER	YEARS	COMP	ATT
1. Reggie Ball	2003-06	662	1,363
2. Shawn Jones	1989-92	652	1,217
3. Joe Hamilton	1996-99	629	1,020
4. Mike Kelley	1978-81	391	785
5. George Godsey	1998-01	484	765
6. Eddie McAshan	1970-72	360	698
7. John Dewberry	1983-85	310	533
8. Donnie Davis	1992-95	270	478
9. Kim King	1965-67	243	460
10. Taylor Bennett	2005-07	211	422

SEASON

PLAYER	YEAR	COMP	ATT
1. George Godsey	2001	249	384
2. Reggie Ball	2005	164	379
3. A.J. Suggs	2002	208	363
4. Shawn Jones	1992	190	362
5. Reggie Ball	2003	181	350
6. George Godsey	2000	222	349
7. Shawn Jones	1991	178	339
8. Reggie Ball	2004	164	330
9. Tommy Luginbill	1994	182	327
Taylor Bennett	2007	162	327
10. Joe Hamilton	1999	203	305

COMPLETION PERCENTAGE

CAREER [MINIMUM 100 COMPLETIONS]

PLAYER	YEARS	CMP	ATT	PCT
1. George Godsey	1998-01	484	765	.633
2. Joe Hamilton	1996-99	629	1,020	.617
3. John Dewberry	1983-85	310	533	.582
4. A.J. Suggs	2002-03	223	363	.576
5. Donnie Davis	1992-95	270	478	.564
6. Tommy Luginbill	1994	182	327	.557
7. Jim Bob Taylor	1981-82	160	290	.551
8. Jim Stevens	1972-73	137	249	.550
9. Jimmy Southard	1947-49	126	230	.547
10. Darrell Crawford	1949-51	155	289	.536
Shawn Jones	1989-92	652	1,217	.536

SEASON [MINIMUM 50 COMPLETIONS]

PLAYER	YEAR	CMP	ATT	PCT
1. Joe Hamilton	1999	203	305	.666
2. George Godsey	2001	249	384	.648
3. Joe Hamilton	1997	173	268	.646
4. George Godsey	2000	222	349	.636
5. John Dewberry	1984	126	206	.612
6. Pepper Rodgers	1953	51	85	.600
7. Kim King	1965	112	191	.586
8. Jim Bob Taylor	1982	135	232	.582
9. Shawn Jones	1990	142	245	.580
10. Donnie Davis	1993	137	237	.578

TOUCHDOWN PASSES

CAREER

PLAYER	YEARS	TD
1. Joe Hamilton	1996-99	65
2. Reggie Ball	2003-06	57
3. Shawn Jones	1989-92	51
4. George Godsey	1998-01	41
5. Eddie McAshan	1970-72	32
Justin Thomas	2013-	32
7. John Dewberry	1983-85	27
8. Mike Kelley	1978-81	23
9. Donnie Davis	1992-95	22
10. Frank Broyles	1943-46	21
Tevin Washington	2009-12	21

SEASON

PLAYER	YEAR	TD
1. Joe Hamilton	1999	29
2. George Godsey	2000	23
3. Reggie Ball	2006	20
4. George Godsey	2001	18
Justin Thomas	2014	18
6. Joe Hamilton	1998	17
7. Eddie McAshan	1972	16
Reggie Ball	2004	16
9. Frank Broyles	1944	15
Shawn Jones	1992	15

PASSING EFFICIENCY

CAREER [MINIMUM 100 ATTEMPTS]

PLAYER	YEARS	CMP	ATT	EFF
1. Joe Hamilton	1996-99	629	1,020	148.2
2. George Godsey	1998-01	484	765	143.6
3. Tevin Washington	2009-12	175	347	142.8
4. Justin Thomas	2013-	180	384	135.9
5. Toppy Vann	1953-56	70	106	134.6
6. Vad Lee	2012-13	109	236	132.9
7. Jimmy Southard	1947-49	126	230	129.2
8. Shawn Jones	1989-92	652	1,217	125.6
9. John Dewberry	1983-85	310	533	125.5
10. Donnie Davis	1992-95	270	478	121.4

SEASON [MINIMUM 50 ATTEMPTS]

PLAYER	YEAR	CMP	ATT	EFF
1. Joe Hamilton	1999	203	305	175.0
2. Tevin Washington	2011	74	150	155.4
3. Justin Thomas	2014	96	187	153.9
4. George Godsey	2000	222	349	151.9
5. Vad Lee	2012	27	56	150.5
6. Joshua Nesbitt	2009	75	162	148.7
7. Tevin Washington	2012	75	133	147.4
8. Joe Hamilton	1997	173	268	146.6
9. John Dewberry	1984	126	206	144.4
10. Jimmy Southard	1948	71	121	143.0

YEAR-BY-YEAR LEADERS

PASSING YARDS

YEAR	PLAYER	C	A	YDS	TD	INT
1950	Darrell Crawford	54	96	546	4	8
1951	Darrell Crawford	83	150	1,237	13	11
1952	Bill Brigman	64	125	794	7	12
1953	Pepper Rodgers	51	85	643	7	4
1954	Bill Brigman	39	77	573	4	5
1955	Toppy Vann	31	36	270	3	1
1956	Toppy Vann	34	65	446	6	4
1957	Fred Braselton	56	107	486	4	8
1958	Fred Braselton	35	78	319	0	6
1959	Fred Braselton	32	64	368	4	1
1960	Stan Gann	43	96	523	3	11
1961	Stan Gann	43	79	450	1	9
1962	Billy Lothridge	83	156	1,006	6	8
1963	Billy Lothridge	76	153	1,017	10	7
1964	Jerry Priestley	37	77	441	4	10
1965	Kim King	112	191	1,331	11	8
1966	Kim King	64	124	690	1	8
1967	Kim King	67	145	742	2	7
1968	Larry Good	97	191	1,337	6	8
1969	Jack Williams	30	59	358	2	8
1970	Eddie McAshan	110	223	1,138	9	21
1971	Eddie McAshan	125	234	1,186	7	14
1972	Eddie McAshan	125	241	1,756	16	17
1973	Jim Stevens	119	217	1,481	4	13
1974	Rudy Allen	28	52	357	2	3
1975	Danny Myers	16	27	272	3	3
1976	Gary Lanier	16	33	290	1	5
1977	Gary Lanier	10	26	182	1	1
1978	Mike Kelley	96	197	1,479	7	10
1979	Mike Kelley	149	300	2,051	10	19
1980	Mike Kelley	68	137	832	3	5
1981	Mike Kelley	78	151	887	3	8
1982	Jim Bob Taylor	135	232	1,839	3	12
1983	John Dewberry	74	134	790	6	8
1984	John Dewberry	126	206	1,846	11	10

INDIVIDUAL LEADERS

YEAR	PLAYER	C	A	YDS	TD	INT
1985	John Dewberry	110	193	1,557	10	8
1986	Rick Strom	87	167	1,011	5	6
1987	Darrell Gast	80	179	1,104	5	8
1988	Todd Rampley	154	275	1,579	6	13
1989	Shawn Jones	142	271	1,748	12	13
1990	Shawn Jones	142	245	2,008	13	12
1991	Shawn Jones	178	339	2,288	11	18
1992	Shawn Jones	190	362	2,397	15	7
1993	Donnie Davis	137	237	1,739	12	12
1994	Tommy Luginbill	182	327	2,128	14	13
1995	Donnie Davis	124	223	1,462	10	5
1996	Joe Hamilton	108	188	1,342	7	13
1997	Joe Hamilton	173	268	2,314	12	7
1998	Joe Hamilton	145	259	2,166	17	8
1999	Joe Hamilton	203	305	3,060	29	11
2000	George Godsey	222	349	2,906	23	6
2001	George Godsey	249	384	3,085	18	11
2002	A.J. Suggs	208	363	2,242	12	15
2003	Reggie Ball	181	350	1,996	10	11
2004	Reggie Ball	164	330	2,147	16	18
2005	Reggie Ball	182	379	2,165	11	12
2006	Reggie Ball	135	304	1,820	20	14
2007	Taylor Bennett	162	327	2,136	7	9
2008	Joshua Nesbitt	54	123	808	2	5
2009	Joshua Nesbitt	75	162	1,701	10	5
2010	Joshua Nesbitt	39	105	674	7	4
2011	Tevin Washington	74	150	1,652	11	8
2012	Tevin Washington	75	133	1,222	8	4
2013	Vad Lee	82	180	1,561	11	10
2014	Justin Thomas	96	187	1,719	18	6
2015	Justin Thomas	75	180	1,345	13	8

RECEIVING

RECEPTIONS

CAREER

PLAYER	YEARS	YDS	AVG	REC
1. Kelly Campbell	1998-01	2,907	14.9	195
2. Calvin Johnson	2004-06	2,927	16.4	178
3. Jonathan Smith	2000-03	2,238	12.9	174
4. Kerry Watkins	1999-02	2,680	15.7	171
5. Harvey Middleton	1994-97	2,291	13.9	165
6. Will Glover	1999-02	1,316	10.8	122
7. Jerry Mays	1985-89	869	7.6	115
Bobby Rodriguez	1989-92	1,681	14.6	115
9. Robert Lavette	1981-84	862	7.6	114
10. Demaryius Thomas*	2007-09	2,135	18.9	113
11. John Sias	1966-68	1,727	15.7	110
12. Jimmy Robinson	1972-74	1,633	16.2	101
13. Derrick Steagall	1993-97	1,639	16.6	99
14. Greg Lester	1987-91	1,633	17.6	93
15. Nate Curry	2000-04	1,185	12.9	92
16. Dez White	1997-99	1,833	20.4	90
17. Ken Whisenhunt	1980-84	1,264	15.4	82
18. James Johnson	2005-07	1,240	15.9	78
19. Emmett Merchant	1988-91	1,125	14.6	77
20. Joe Burns	1998-01	681	9.2	74

SEASON

PLAYER	YEARS	YDS	AVG	REC
1. Jonathan Smith	2003	1,138	14.6	78
2. Calvin Johnson	2006	1,202	15.8	76
3. Kerry Watkins	2002	1,050	14.8	71
4. Kelly Campbell	1999	1,105	16.0	69
5. Harvey Middleton	1996	804	12.6	64
6. John Sias	1968	902	14.8	61
7. Kelly Campbell	2000	963	16.3	59
8. Kelly Campbell	2001	708	12.6	56
9. Calvin Johnson	2005	888	16.4	54
10. Jonathan Smith	2001	590	11.1	53

YARDS

CAREER

PLAYER	YEARS	REC	YDS
1. Calvin Johnson	2004-06	178	2,927
2. Kelly Campbell	1998-2001	195	2,907
3. Kerry Watkins	1999-2002	171	2,680
4. Harvey Middleton	1994-96	165	2,291
5. Jonathan Smith	2000-03	174	2,238
6. *Demaryius Thomas	2007-09	113	2,135
7. Dez White	1997-99	90	1,833
8. John Sias	1966-68	110	1,727
9. Bobby Rodriguez	1989-92	115	1,681
10. Derrick Steagall	1993-97	99	1,639
11. Jimmy Robinson	1972-74	101	1,633
Greg Lester	1987-91	93	1,633
13. Will Glover	1999-2002	122	1,316
14. Gary Lee	1983-86	67	1,299
15. Ken Whisenhunt	1980-84	82	1,264
16. Stephen Hill	2009-11	49	1,248
17. James Johnson	2005-07	78	1,240
18. Nate Curry	2000-04	92	1,185
19. Emmett Merchant	1988-91	77	1,125
20. Drew Hill	1975-78	56	1,080

SEASON

PLAYER	YEAR	REC	YDS
1. Calvin Johnson	2006	76	1,202
2. Jonathan Smith	2003	78	1,138
3. Kelly Campbell	1999	69	1,105
4. Kerry Watkins	2002	71	1,050
5. Dez White	1998	46	973
6. Kelly Campbell	2000	59	963
7. *Demaryius Thomas	2009	46	950
8. John Sias	1968	61	902
9. Calvin Johnson	2005	54	888
10. Dez White	1999	44	860

YARDS PER RECEPTION

CAREER [MINIMUM 50 RECEPTIONS]

PLAYER	YEARS	REC	YDS	AVG
1. Dez White	1997-99	90	1,833	20.4
2. Gary Lee	1983-86	67	1,299	19.4
3. Drew Hill	1975-78	56	1,080	19.3
4. Jason McGill	1990-92	51	978	19.2
5. *Demaryius Thomas	2007-09	113	2,135	18.9
DeAndre Smelter	2013-14	56	1,060	18.9
7. Greg Lester	1987-91	93	1,633	17.6
8. Derrick Steagall	1993-97	99	1,639	16.6
9. Calvin Johnson	2004-06	178	2,927	16.4
10. Marlon Heggs	1979-80	54	880	16.3

SEASON [MINIMUM 25 RECEPTIONS]

PLAYER	YEARS	REC	YDS	AVG
1. Stephen Hill	2011	28	820	29.3
2. *Demaryius Thomas	2009	46	1,154	25.1
3. Gary Lee	1985	29	645	22.2
4. Dez White	1998	46	973	21.2
5. Kris Kentera	1979	25	526	21.0
6. DeAndre Smelter	2014	35	715	20.4
7. Drew Hill	1978	36	708	19.6
8. Derrick Steagall	1997	32	625	19.5
Dez White	1999	44	860	19.5
10. Greg Lester	1991	35	676	19.3

TOUCHDOWN RECEPTIONS

CAREER

PLAYER	YEARS	TD
1. Calvin Johnson	2004-06	28
2. Kelly Campbell	1998-2001	24
3. Kerry Watkins	1999-2002	22
4. Buck Martin	1950-52	14
Gary Lee	1983-86	14
Dez White	1997-99	14
7. Jimmy Robinson	1972-74	13
Greg Lester	1987-91	13
Harvey Middleton	1994-97	13
*Demaryius Thomas	2007-09	13

SEASON

PLAYER	YEAR	TD
1. Calvin Johnson	2006	15
2. Kelly Campbell	1999	10
Kelly Campbell	2000	10
4. Jimmy Robinson	1972	9
Dez White	1998	9
6. Buck Martin	1951	8
7. Craig Baynham	1965	7
Harvey Middleton	1997	7
Calvin Johnson	2004	7
DeAndre Smelter	2014	7

100-YARD GAMES

CAREER

PLAYER	YEARS	G
1. Calvin Johnson	2004-06	13
2. Harvey Middleton	1994-96	10
Kelly Campbell	1998-2001	10
4. Dez White	1997-99	8
5. John Sias	1966-68	7
Jonathan Smith	2000-03	7
7. Demaryius Thomas	2007-09	6
8. Derrick Steagall	1993-97	5
Kerry Watkins	1999-2002	5
10. Jimmy Robinson	1972-74	4
DeAndre Smelter	2013-14	4

SEASON

PLAYER	YEARS	G
1. Calvin Johnson	2006	7
2. Jonathan Smith	2003	6
Harvey Middleton	1997	6
4. John Sias	1968	5
5. Dez White	1998	4
Dez White	1999	4
Kelly Campbell	1999	4
DeAndre Smelter	2014	4

CONSECUTIVE GAMES WITH RECEPTION

CAREER

PLAYER	YEARS	G
1. Harvey Middleton	1994-97	40
2. Kelly Campbell	1999-01	32
3. Calvin Johnson	2004-06	30
4. Kerry Watkins	2000-02	29
*Demaryius Thomas	2008-09	29
6. Robert Lavette	1981-83	27
7. Jerry Mays	1986-89	24
Dez White	1997-99	24
9. John Sias	1967-68	20
Marlon Heggs	1979-80	20

* -- Per NCAA sanctions, Demaryius Thomas' statistics from the final three games of the 2009 season are not included in these records: 7 receptions, 204 yards, 2 touchdowns

YEAR-BY-YEAR LEADERS

RECEIVING [BASED ON NUMBER OF RECEPTIONS]

YEAR	PLAYER	REC	YARDS	TD
1950	John Weigle	23	368	5
1951	Buck Martin	37	506	8
1952	Buck Martin	28	398	6
1953	Henry Hair	16	187	3
1954	Henry Hair	24	270	4
1955	George Volkert	8	171	1
1956	Stan Flowers	10	141	2
1957	Jerome Green	9	86	1
Ted Smith		9	79	0
1958	Fred Murphy	12	143	1
1959	Taz Anderson	10	89	1
1960	Chick Graning	16	158	1
1961	Billy Williamson	21	221	1
1962	Billy Martin	21	323	4
1963	Billy Martin	19	221	2
1964	Johnny Gresham	22	290	0
1965	Craig Baynham	30	368	7
1966	Steve Almond	24	265	1
1967	John Sias	42	671	4

INDIVIDUAL LEADERS

YEAR	PLAYER	REC	YARDS	TD
1968	John Sias	61	902	4
1969	Steve Foster	19	200	1
1970	Larry Studdard	29	355	4
1971	Mike Oven	33	361	1
1972	Jimmy Robinson	48	812	9
1973	Jimmy Robinson	34	597	2
1974	Jimmy Robinson	19	224	2
1975	Steve Raible	13	277	4
1976	John Steele	14	233	1
1977	Drew Hill	7	102	2
1978	Drew Hill	36	708	4
1979	Kris Kentera	25	526	4
	Marlon Heggs	25	397	2
	Leon Chadwick	25	355	3
1980	Marlon Heggs	29	483	1
1981	Robert Lavette	45	307	0
1982	Robert Lavette	25	286	0
1983	Robert Lavette	21	123	1
1984	Ken Whisenhunt	27	517	3
1985	Gary Lee	29	645	6
1986	Gary Lee	24	386	4
1987	Greg Lester	33	593	4
1988	Jerry Mays	46	338	2
1989	Jerry Mays	37	275	4
1990	Emmett Merchant	29	489	3
1991	Greg Lester	35	676	5
1992	Bobby Rodriguez	51	621	2
1993	Omar Cassidy	26	395	2
1994	Charlie Simmons	40	587	6
1995	Harvey Middleton	31	444	3
1996	Harvey Middleton	64	804	3
1997	Harvey Middleton	52	839	7
1998	Dez White	46	973	9
1999	Kelly Campbell	69	1,105	10
2000	Kelly Campbell	59	963	10
2001	Kelly Campbell	56	708	3
2002	Kerry Watkins	71	1,050	5
2003	Jonathan Smith	78	1,138	5
2004	Calvin Johnson	48	837	7
2005	Calvin Johnson	54	888	6
2006	Calvin Johnson	76	1,202	15
2007	Greg Smith	37	588	2
2008	Demaryius Thomas	39	627	3
2009	Demaryius Thomas	46	1,154	8
2010	Stephen Hill	15	291	3
2011	Stephen Hill	28	820	5
2012	Orwin Smith	18	288	1
	Jeff Greene	18	284	2
2013	Robert Godhigh	23	471	2
2014	DeAndre Smelter	35	715	7
2015	Ricky Jeune	24	520	4

ALL-PURPOSE YARDS

CAREER

PLAYER	YEARS	PLAYS	RUSH	REC	KOR	PR	TD	YARDS
1. Robert Lavette	1981-84	1,049	4,066	862	465	0	46	5,393
2. Jerry Mays	1985-89	817	3,699	869	175	0	26	4,743
3. Kelly Campbell	1998-2001	267	152	2,907	1,415	0	27	4,472
4. Eddie Lee Ivery	1975-78	653	3,517	406	311	90	24	4,324
5. Orwin Smith	2009-12	319	1,839	815	1,624	0	22	4,278
6. Jonathan Dwyer	2007-09	554	3,226	263	477	0	36	3,966
7. P.J. Daniels	2002-05	774	3,346	369	234	0	26	3,949
8. Drew Hill	1975-78	201	370	1,080	2,357	4	14	3,815
9. Charlie Rogers	1995-98	368	1,287	657	1,264	485	10	3,693
10. Tashard Choice	2005-07	702	3,365	281	0	0	29	3,646
11. Dez White	1997-99	170	67	1,833	1,701	0	16	3,601
12. Joe Burns	1998-2001	698	2,634	681	194	0	34	3,509
13. Kerry Watkins	1999-2002	220	182	2,680	481	0	22	3,343
14. Calvin Johnson	2004-06	188	40	2,297	0	0	29	2,967
15. Jonathan Smith	2000-03	251	194	2,238	22	477	15	2,931
16. Harvey Middleton	1994-97	219	12	2,291	200	376	13	2,879
17. C.J. Williams	1994-96	595	2,365	404	73	18	24	2,860
18. Joshua Nesbitt	2007-10	653	2,806	0	0	0	35	2,806
19. Billy Teas	1951-54	357	1,689	314	238	399	12	2,640
20. Cory Collier	1983-86	430	1,590	222	627	75	10	2,514

SEASON

PLAYER	YEAR	PLAYS	RUSH	REC	KOR	PR	TD	YARDS	
1. Eddie Lee Ivery	1978	291	1,562	238	0	79	11	1,879	
2. Kelly Campbell	2000	97	116	994	667	0	12	1,777	
3. Jonathan Dwyer	2008	216	1,395	209	171	0	13	1,775	
4. Dez White	1998	72	0	973	682	0	10	1,655	
5. Jerry Mays	1989	286	1,349	275	0	0	12	1,624	
6. Dez White	1999	84	67	860	689	0	5	1,616	
7. Tashard Choice	2006	309	1,473	99	0	0	12	1,571	
8. Robert Lavette	1982	309	1,208	286	76	0	19	1,570	
	Kerry Watkins	2002	103	39	1,050	481	0	5	1,570
10. Tashard Choice	2007	275	1,379	107	0	0	10	1,486	

SEASON

PLAYER	YEARS	RUSH	PASS	YDS	YEAR	PLAYER	PLAYS	YARDS
1. Joe Hamilton	1999	734	3,060	3,794	1976	David Sims	170	867
2. George Godsey	2000	11	3,083	3,094	1977	Eddie Lee Ivery	155	905
3. George Godsey	2001	-45	3,085	3,040	1978	Eddie Lee Ivery	269	1,589
4. Justin Thomas	2014	1,086	1,719	2,805	1979	Mike Kelley	399	2,107
5. Joe Hamilton	1997	478	2,314	2,792	1980	Mike Kelley	169	809
6. Josh Nesbitt	2009	1,037	1,701	2,738	1981	Mike Kelley	198	791
7. Shawn Jones	1991	361	2,288	2,649	1982	Jim Bob Taylor	308	1,831
8. Tevin Washington	2011	987	1,652	2,638	1983	John Dewberry	202	1,013
9. Reggie Ball	2005	381	2,165	2,546	1984	John Dewberry	304	2,175
10. Reggie Ball	2004	332	2,147	2,479	1985	John Dewberry	299	1,635
					1986	Rick Strom	240	1,144
					1987	Rick Strom	204	1,093
					1988	Todd Rampley	298	1,479
					1989	Shawn Jones	383	2,078
					1990	Shawn Jones	336	2,285
					1991	Shawn Jones	453	2,649
					1992	Shawn Jones	437	2,284
					1993	Donnie Davis	309	2,067
					1994	Tommy Luginbill	362	2,040
					1995	Donnie Davis	319	1,852
					1996	Joe Hamilton	283	1,590
					1997	Joe Hamilton	408	2,792
					1998	Joe Hamilton	371	2,464
					1999	Joe Hamilton	459	3,794
					2000	George Godsey	404	2,945
					2001	George Godsey	450	3,040
					2002	A.J. Suggs	415	2,263
					2003	Reggie Ball	489	2,380
					2004	Reggie Ball	460	2,479
					2005	Reggie Ball	483	2,546
					2006	Reggie Ball	426	2,174
					2007	Taylor Bennett	371	2,123
					2008	Joshua Nesbitt	295	1,501
					2009	Joshua Nesbitt	441	2,738
					2010	Joshua Nesbitt	271	1,411
					2011	Tevin Washington	392	2,638
					2012	Tevin Washington	310	1,906
					2013	Vad Lee	362	2,074
					2014	Justin Thomas	377	2,805
					2015	Justin Thomas	325	1,833

YEAR-BY-YEAR LEADERS

TOTAL OFFENSE

YEAR	PLAYER	PLAYS	YARDS
1950	Bobby North	145	663
1951	Darrell Crawford	216	1,194
1952	Bill Teas	152	788
1953	Pepper Rodgers	111	650
1954	Bill Brigrman	94	520
1955	George Volkert	87	653
1956	Topy Vann	136	543
1957	Fred Braselton	177	517
1958	Floyd Faucette	83	473
1959	Fred Braselton	95	396
1960	Stan Gann	138	679
1961	Stan Gann	172	577
1962	Billy Lothridge	284	1,484
1963	Billy Lothridge	270	1,240
1964	Jerry Priestley	112	505
1965	Kim King	322	1,676
1966	Larry Good	145	852
1967	Kim King	199	806
1968	Larry Good	244	1,356
1969	Brent Cunningham	118	459
1970	Eddie McAshan	292	1,209
1971	Eddie McAshan	314	1,290
1972	Eddie McAshan	307	1,763
1973	Jim Stevens	307	1,480
1974	David Sims	144	881
1975	Danny Myers	125	704

TOTAL OFFENSE

TOTAL YARDS

CAREER

PLAYER	YEARS	RUSH	PASS	YDS
1. Joe Hamilton	1996-99	1,758	8,882	10,640
2. Reggie Ball	2003-06	1,451	8,128	9,579
3. Shawn Jones	1989-92	855	8,441	9,296
4. George Godsey	1998-01	-12	6,137	6,125
5. Joshua Nesbitt	2007-10	2,806	3,276	6,082
6. Tevin Washington	2009-12	2,225	3,312	5,537
7. Mike Kelley	1978-81	-51	5,249	5,198
8. Justin Thomas	2013-	1,808	3,195	5,003
9. John Dewberry	1983-85	630	4,193	4,823
10. Eddie McAshan	1970-72	182	4,080	4,262
11. Robert Lavette	1981-84	4,066	27	4,093
12. Donnie Davis	1992-95	749	3,261	4,010
13. Jerry Mays	1985-89	3,699	58	3,757
14. Eddie Lee Ivery	1975-78	3,517	53	3,570
15. Tashard Choice	2005-07	3,365	17	3,382
16. P.J. Daniels, RB	2002-05	3,346	13	3,359
17. Kim King, QB	1965-67	506	2,763	3,269
18. Jonathan Dwyer	2007-09	3,226	0	3,226
19. Vad Lee	2012-13	1,057	2,157	3,214
20. Billy Lothridge, QB	1961-63	746	2,394	3,140

INDIVIDUAL LEADERS

YEAR-BY-YEAR LEADERS

ALL-PURPOSE YARDS

YEAR	PLAYER	PLAYS	YARDS
1948	Bob McCoy	54	530
1949	Bobby North	139	822
1950	Bobby North	149	706
1951	Leon Hardeman	144	851
1952	Billy Teas	180	1,195
1953	Billy Teas	137	1,061
1954	Jimmy Thompson	53	519
1955	George Volkert	97	877
1956	Ken Owen	116	773
1957	Lester Simmerville	95	584
1958	Floyd Faucette	99	659
1959	Taz Anderson	85	550
1960	Billy Williamson	93	798
1961	Billy Williamson	101	745
1962	Joe Auer	68	512
1963	Joe Auer	82	552
1964	Johnny Gresham	136	980
1965	Lenny Snow	150	901
1966	Lenny Snow	216	889
1967	John Sias	54	752
1968	John Sias	65	922
1969	Gene Spiotta	108	703
1970	Brent Cunningham	164	990
1971	Brent Cunningham	115	610
1972	Jimmy Robinson	51	828
1973	Jimmy Robinson	57	742
1974	David Sims	151	913
1975	Drew Hill	55	754
1976	Eddie Lee Ivery	151	844
1977	Eddie Lee Ivery	160	1,101
1978	Eddie Lee Ivery	291	1,879
1979	Marlon Heggs	45	813
1980	Marlon Heggs	41	691
1981	Robert Lavette	250	1,562
1982	Robert Lavette	309	1,570
1983	Robert Lavette	207	926
1984	Robert Lavette	283	1,335
1985	Gary Lee	53	975
1986	Jerry Mays	173	1,044
1987	Richard Hills	139	1,079
1988	Jerry Mays	240	1,280
1989	Jerry Mays	286	1,624
1990	William Bell	174	1,050
1991	Jimmy Lincoln	217	1,036
1992	Jason McGill	37	663
1993	Dorsey Levens	131	1,163
1994	C.J. Williams	135	716
1995	C.J. Williams	271	1,331
1996	Charlie Rogers	160	1,477
1997	Harvey Middleton	76	1,031
1998	Dez White	72	1,655
1999	Dez White	84	1,616
2000	Kelly Campbell	89	1,682
2001	Joe Burns	312	1,457
2002	Kerry Watkins	103	1,570
2003	Jonathan Smith	125	1,569
2004	Levon Thomas	60	1,088
2005	P.J. Daniels	219	1,104
2006	Tashard Choice	309	1,571
2007	Tashard Choice	276	1,486
2008	Jonathan Dwyer	216	1,775
2009	Jonathan Dwyer	240	1,432
2010	Anthony Allen	243	1,404
2011	Orwin Smith	92	1,273
2012	Orwin Smith	111	1,237
2013	Robert Godhigh	102	1,215
2014	Justin Thomas	190	1,086
2015	Marcus Marshall	99	908

SCORING

POINTS SCORED

CAREER

PLAYER	YEARS	TD	PAT	2P	FG	PTS
1. Luke Manget	1999-02	0	160	0	54	322
2. Travis Bell	2004-07	0	138	0	61	321
3. Scott Sisson	1989-92	0	119	0	60	299
4. Robert Lavette	1981-84	46	0	0	0	276
5. Harrison Butker 2013-		0	162	0	28	246
6. Scott Blair	2007-10	0	116	0	41	239
7. Tevin Washington	2009-12	38	0	0	0	228
8. Jonathan Dwyer	2007-09	36	0	1	0	218
9. Joshua Nesbitt	2007-10	35	0	2	0	212
10. Joe Burns	1998-01	34	0	1	0	206
11. Billy Lothridge	1961-63	15	51	0	21	204
12. Calvin Johnson	2004-06	29	0	0	0	174
13. David Bell	1983-86	0	76	0	32	172
14. Jerry Mays	1985-89	28	0	0	0	168
Tashard Choice	2005-07	28	0	0	0	168
16. Kelly Campbell	1998-01	27	0	0	0	162
17. Johnny Smith	1977-80	0	75	0	28	159
18. Eddie Lee Ivery	1975-78	26	0	1	0	158
Brad Chambers	1995-98	0	77	0	27	158
20. P.J. Daniels	2002-04	26	0	0	0	156
David Sims	2009-13	26	0	0	0	156

SEASON

PLAYER	YEAR	TD	PAT	2P	FG	PTS
1. Tevin Washington	2012	20	0	0	0	120
2. Robert Lavette	1982	19	0	0	0	114
3. Joshua Nesbitt	2009	18	0	0	0	108
4. Travis Bell	2007	0	37	0	23	106
5. Harrison Butker	2014	0	65	0	11	98
6. Luke Manget	2001	0	40	0	19	97
7. Joe Burns	2001	15	1	0	0	92
8. Calvin Johnson	2006	15	0	0	0	90
9. Billy Lothridge	1962	9	20	0	5	89
Justin Moore	2011	0	56	0	11	89

TOTAL TOUCHDOWNS

CAREER

PLAYER	YEARS	TD
1. Robert Lavette	1981-84	46
2. Tevin Washington	2009-12	38
3. Jonathan Dwyer	2007-09	36
4. Joshua Nesbitt	2007-10	35
5. Joe Burns	1998-01	34
6. Calvin Johnson	2004-06	29
7. Jerry Mays	1985-89	28
Tashard Choice	2005-07	28
9. Kelly Campbell	1998-01	27
Eddie Lee Ivery	1975-78	26
P.J. Daniels	2002-05	26
David Sims	2010-13	26

SEASON

PLAYER	YEAR	TD
1. Tevin Washington	2012	20
2. Robert Lavette	1982	19
3. Joshua Nesbitt	2009	18
4. Joe Burns	2001	15
Calvin Johnson	2006	15
6. Robert Lavette	1984	14
Jonathan Dwyer	2009	14
Tevin Washington	2011	14
9. C.J. Williams	1995	13
Sean Gregory	1999	13
Joe Burns	2000	13
Jonathan Dwyer	2008	13

TOUCHDOWN RESPONSIBILITY

CAREER

PLAYER	YEARS	TD
1. Joe Hamilton	1996-99	83
2. Shawn Jones	1989-92	70
3. Reggie Ball	2003-06	68
4. Tevin Washington	2009-12	59
5. Joshua Nesbitt	2007-10	55
6. Justin Thomas	2013-	48
7. George Godsey	1998-01	47
8. Robert Lavette	1981-84	46
9. Jonathan Dwyer	2007-09	37
10. John Dewberry	1983-85	36

SEASON

PLAYER	YEAR	TD
1. Joe Hamilton	1999	35
2. Joshua Nesbitt	2009	28
Tevin Washington	2012	28
4. Justin Thomas	2014	26
5. George Godsey	2000	25
Tevin Washington	2011	25
7. George Godsey	2001	22
Reggie Ball	2006	22
9. Joe Hamilton	1998	21
10. Robert Lavette	1982	19
Shawn Jones	1990	19
Vad Lee	2013	19
Justin Thomas	2015	19

YEAR-BY-YEAR LEADERS

SCORING

YEAR	PLAYER	TD	PAT	2P	FG	PTS
1950	John Weigle	5	0	0	0	30
1951	Buck Martin	9	0	0	0	54
1952	Pepper Rodgers	13	9	0	5	60
1953	Pepper Rodgers	4	13	0	1	40
1954	Jimmy Thompson	4	0	0	0	24
Henry Hair	4	0	0	0	0	24
1955	Tippy Vann	6	1	0	0	37
1956	Tippy Vann	5	9	0	0	39
1957	Fred Braselton	2	3	0	0	15
1958	Tommy Wells	0	7	0	4	19
1959	Tommy Wells	0	15	0	2	21
1960	Tommy Wells	0	10	0	8	34
1961	Billy Lothridge	3	16	0	4	46
1962	Billy Lothridge	9	20	0	5	89
1963	Billy Lothridge	3	15	0	12	69
1964	Johnny Gresham	4	0	0	0	24
1965	Bunky Henry	0	27	0	5	42
1966	Lenny Snow	12	0	0	0	72
1967	Tom Carmichael	0	12	0	7	33
1968	Kenny Bounds	4	0	2	0	28
1969	Jack Moore	0	12	0	3	21
1970	B. Cunningham	7	0	0	0	42
1971	Tommy Lang	5	0	1	0	32
1972	Jimmy Robinson	9	0	1	0	56
1973	Cam Bonifay	0	18	0	12	54
1974	Danny Smith	0	27	0	6	45
1975	Danny Myers	7	0	0	0	42
1976	David Sims	9	0	0	0	54
1977	Eddie Lee Ivery	8	0	0	0	48
1978	Eddie Lee Ivery	11	0	1	0	68
1979	Johnny Smith	0	17	0	7	38
1980	Johnny Smith	0	7	0	5	22
1981	Robert Lavette	7	0	0	0	42
1982	Robert Lavette	19	0	0	0	114
1983	Ron Rice	0	25	0	9	52
1984	Robert Lavette	14	0	0	0	84
1985	Gary Lee	7	0	0	0	42
1986	David Bell	0	31	0	11	64
1987	Thomas Palmer	0	20	0	7	41
1988	Thomas Palmer	0	19	0	15	64
1989	Scott Sisson	0	30	0	15	75
1990	Scott Sisson	0	39	0	15	84
1991	Scott Sisson	0	30	0	11	63
1992	Scott Sisson	0	20	0	19	77



INDIVIDUAL LEADERS

YEAR	PLAYER	TD	PAT	2P	FG	PTS
1993	Tyler Jarrett	0	27	0	9	54
	Dorsey Levens	9	0	0	0	54
1994	Chris Leone	0	17	0	9	44
1995	C.J. Williams	13	0	0	0	78
1996	C.J. Williams	9	0	0	0	54
1997	Dave Frakes	0	25	0	12	61
1998	Brad Chambers	0	46	0	12	82
1999	Luke Manget	0	53	0	11	86
2000	Joe Burns	13	0	0	0	78
2001	Luke Manget	0	40	0	19	97
2002	Tony Hollings	11	0	0	0	66
2003	Dan Burnett	0	28	0	17	79
2004	Travis Bell	0	31	0	15	76
2005	Travis Bell	0	27	0	11	60
2006	Calvin Johnson	15	0	0	0	90
2007	Travis Bell	0	37	0	23	106
2008	Jonathan Dwyer	13	0	1	0	80
2009	Joshua Nesbitt	18	0	0	0	108
2010	Scott Blair	0	37	0	15	82
2011	Justin Moore	0	56	0	11	89
2012	Tevin Washington	20	0	0	0	120
2013	Harrison Butker	0	53	0	10	83
2014	Harrison Butker	0	65	0	11	98
2015	Harrison Butker	0	44	0	7	65

RUSHING & PASSING TD IN SAME GAME

CAREER

PLAYER	YEARS	G
1. Joe Hamilton	1996-99	12
2. Joshua Nesbitt	2007-10	11
3. Tevin Washington	2009-12	8
Vad Lee	2012-13	8
Justin Thomas	2013-	8
6. Shawn Jones	1989-92	6
Donnie Davis	1992-95	6
Reggie Ball	2003-06	6
9. George Godsey	1998-01	5
10. John Dewberry	1983-85	4

SEASON

PLAYER	YEAR	G
1. Joshua Nesbitt	2009	6
2. Joe Hamilton	1999	5
Tevin Washington	2012	5
Vad Lee	2013	5
5. Justin Thomas	2014	4
Justin Thomas	2015	4
7. John Dewberry	1984	3
Shawn Jones	1992	3
Donnie Davis	1993	3
Donnie Davis	1995	3
Joe Hamilton	1997	3
George Godsey	2001	3
Reggie Ball	2005	3
Joshua Nesbitt	2010	3
Vad Lee	2012	3
16. Billy Lothridge	1962	2
Kim King	1965	2
Shawn Jones	1990	2
Joe Hamilton	1996	2
Joe Hamilton	1998	2
George Godsey	2000	2
Reggie Ball	2003	2
Jaybo Shaw	2008	2
Joshua Nesbitt	2008	2
Tevin Washington	2011	2

RUSHING & RECEIVING TD IN SAME GAME

CAREER

PLAYER	YEARS	G
1. Jerry Mays	1985-89	5
2. Kelly Campbell	1998-01	4
3. Brent Cunningham	1969-71	2
William Bell	1989-93	2
C.J. Williams	1994-95	2

GAME-WINNING FIELD GOALS

WINNING TEAM	LOSING TEAM	DATE	GAME-WINNER
Georgia Tech 27	Virginia Tech 24	Sept. 20, 2014	Harrison Butker 24 FG, final play
Virginia Tech 20	Georgia Tech 17 (ot)	Sept. 3, 2012	Cody Journell 17 FG, OT
Georgia Tech 27	North Carolina 25	Nov. 17, 2007	Travis Bell 27 FG, 0:15 left
Georgia Tech 51	Georgia 48 (ot)	Nov. 27, 1999	Luke Manget 38 FG, 1st OT
Georgia Tech 21	Georgia 19	Nov. 28, 1998	Brad Chambers 35 FG, 0:02 left
Georgia Tech 23	Clemson 20	Sept. 27, 1997	Brad Chambers 20 FG, 1:54 left
Georgia Tech 16	NC State 13	Oct. 3, 1992	Scott Sisson 29 FG, final play
Georgia Tech 19	Furman 17	Nov. 9, 1991	Scott Sisson 37 FG, 0:21 left
Georgia Tech 24	Virginia 21	Sept. 19, 1991	Scott Sisson 33 FG, final play
Georgia Tech 6	Virginia Tech 3	Nov. 10, 1990	Scott Sisson 38 FG, 0:08 left
Georgia Tech 41	Virginia 38	Nov. 3, 1990	Scott Sisson 37 FG, 0:07 left
Georgia Tech 13	North Carolina 13	Oct. 20, 1990	Scott Sisson 27 FG, 1:01 left
Georgia Tech 13	Boston College 12	Nov. 25, 1989	Scott Sisson 35 FG, 0:42 left
Georgia Tech 6	South Carolina 3	Oct. 7, 1978	Johnny Smith, 34 FG, 0:57 left
Georgia Tech 17	Baylor 14	Jan. 1, 1952	Pepper Rodgers 6 FG, 2:56 left
Georgia Tech 17	Florida 14	Sept. 27, 1952	Pepper Rodgers, 6 FG, 6:00 left

FIELD GOALS TO FORCE OVERTIME

WINNING TEAM	LOSING TEAM	DATE	PLAY
Georgia Tech 30	Georgia 24 (ot)	Nov. 29, 2014	Harrison Butker 53 FG, final play
Clemson 47	Georgia Tech 44 (ot)	Sept. 29, 2001	Luke Manget 20 FG, 0:06 left
Georgia Tech 31	North Carolina 24 (ot)	Oct. 9, 1999	Luke Manget 36 FG, 0:05 left

SEASON

PLAYER	YEAR	G
1. Jerry Mays	1989	4
2. Brent Cunningham	1970	2
Kelly Campbell	2000	2

POINTS (BY KICKING)

CAREER

PLAYER	YEARS	PAT	FG	PTS
1. Luke Manget	1999-02	160-160	54-77	322
2. Travis Bell	2004-07	138-138	61-84	321
3. Scott Sisson	1989-92	119-121	60-88	299
4. Harrison Butker	2013-	162-164	28-43	246
5. Scott Blair	2007-10	116-120	41-56	239
6. David Bell	1983-86	76-77	32-46	172
7. Johnny Smith	1977-80	75-81	28-48	159
8. Brad Chambers	1995-98	77-80	27-40	158
9. Ron Rice	1980-83	63-65	29-53	150
10. Thomas Palmer	1985-88	54-57	28-45	138
11. Dave Frakes	1994-97	49-52	26-42	127
12. Billy Lothridge	1961-63	51-62	21-33	114
13. Bunky Henry	1964-66	73-75	10-20	103
14. Justin Moore	2010-12	58-59	13-21	97
15. Cam Bonifay	1971-73	18-20	25-37	93
16. Pepper Rodgers	1951-53	68-82	*8	92
Danny Smith	1974-76	56-59	12-22	92
18. Dan Burnett	2000-03	36-37	17-25	87
19. Tommy Wells	1958-60	32-40	14-29	74
20. Bobby Thigpen	1970-72	56-57	3-4	65

*Field goal attempts unavailable

SEASON

PLAYER	YEARS	PAT	FG	PTS
1. Travis Bell	2007	37-37	23-28	106
2. Harrison Butker	2014	65-66	11-18	98
3. Luke Manget	2001	40-40	19-28	97
4. Justin Moore	2011	56-56	11-17	89
5. Scott Blair	2009	45-46	14-20	87
6. Luke Manget	1999	53-53	11-16	86
7. Scott Sisson	1990	39-39	15-23	84
8. Harrison Butker	2013	53-54	10-14	83
9. Brad Chambers	1998	46-47	12-20	82
Scott Blair	2010	37-39	15-17	82

FIELD GOAL PERCENTAGE

CAREER (MINIMUM 20 FIELD GOAL ATTEMPTS)

PLAYER	YEARS	FGM	FGA	PCT
1. Scott Blair	2007-10	41	56	.732
2. Travis Bell	2004-07	61	84	.726
3. Luke Manget	1999-02	54	77	.701
4. David Bell	1983-86	32	46	.695
5. Scott Sisson	1989-92	60	88	.681
6. Dan Burnett	2000-03	17	25	.680
7. Cam Bonifay	1971-73	25	37	.676
8. Brad Chambers	1995-98	27	40	.675
9. Harrison Butker	2013-	28	43	.651
10. Billy Lothridge	1961-63	21	33	.636

SEASON (MINIMUM 10 FIELD GOAL ATTEMPTS)

PLAYER	YEARS	FGM	FGA	PCT
1. Travis Bell	2004	15	17	.882
Scott Blair	2010	15	17	.882
3. David Bell	1984	13	15	.867
4. Travis Bell	2007	23	28	.821
5. Dan Burnett	2003	17	21	.810
6. Cam Bonifay	1973	12	15	.800
7. Scott Sisson	1992	19	24	.791
8. Thomas Palmer	1988	15	20	.750
Dave Frakes	1997	12	16	.750
Luke Manget	2000	12	16	.750

FIELD GOALS MADE

CAREER

PLAYER	YEARS	PCT	FGA	FGM
1. Travis Bell	2004-07	.726	84	61
2. Scott Sisson	1989-92	.681	88	60
3. Luke Manget	1999-02	.701	77	54
4. Scott Blair	2007-10	.732	56	41
5. David Bell	1983-86	.695	46	32
6. Ron Rice	1980-83	.547	53	29
7. Johnny Smith	1977-80	.609	46	28
Thomas Palmer	1985-88	.622	45	28
Harrison Butker	2013-	.651	43	28
10. Brad Chambers	1995-98	.692	39	27

RECORDS

INDIVIDUAL LEADERS

SEASON

PLAYER	YEARS	PCT	FGA	FGM
1. Travis Bell	2007	.821	28	23
2. Scott Sisson	1992	.792	24	19
Luke Manget	2001	.679	28	19
4. Dan Burnett	2003	.810	21	17
5. Thomas Palmer	1988	.750	20	15
Scott Sisson	1989	.625	24	15
Scott Sisson	1990	.652	23	15
Travis Bell	2004	.882	17	15
Scott Blair	2010	.882	17	15
10. Scott Blair	2009	.700	20	14

PATs MADE

CAREER

PLAYER	YEARS	PCT	XPA	XPM
1. Harrison Butker	2013-	.988	164	162
2. Luke Manget	1999-2002	1.000	160	160
3. Travis Bell	2004-07	1.000	138	138
4. Scott Sisson	1989-92	.983	121	119
5. Scott Blair	2007-10	1.000	116	116
6. Brad Chambers	1995-98	.963	80	77
7. David Bell	1983-86	.987	77	76
8. Johnny Smith	1977-80	.926	81	75
9. Bunky Henry	1964-66	.973	75	73
10. Pepper Rodgers	1951-53	.829	82	68

SEASON

PLAYER	YEAR	PCT	XPA	XPM
1. Harrison Butker	2014	.985	66	65
2. Justin Moore	2011	1.000	56	56
3. Luke Manget	1999	1.000	53	53
Harrison Butker	2013	.981	54	53
5. Brad Chambers	1998	.979	47	46
6. Scott Blair	2009	1.000	45	45
7. Harrison Butker	2015	1.000	44	44
8. Travis Bell	2006	1.000	43	43
9. Luke Manget	2001	1.000	40	40
10. Pepper Rodgers	1952	.886	44	39
Scott Sisson	1990	1.000	39	39

YEAR-BY-YEAR LEADERS

KICKING

YEAR	PLAYER	PAT	FG	PTS
1949	Bobby North	14	1	17
1950	Jim Patton	17-24	1-1	20
1951	Pepper Rodgers	16-19	2-3	22
Glenn Turner	17-23	0-0	35	
1952	Pepper Rodgers	39-44	5-5	54
1953	Pepper Rodgers	13-19	1-1	16
1954	Wade Mitchell	14-16	0	14
1955	Wade Mitchell	16-19	0	16
1956	Wade Mitchell	18-21	0	18
1957	Fred Braselton	3-5	0	3
Cal James	3-5	0	3	
Urban Henry	0-1	1	3	
1958	Tommy Wells	7-10	4-10	19
1959	Tommy Wells	15-16	2-5	21
1960	Tommy Wells	10-14	8-14	34
1961	Billy Lothridge	16-19	4-6	28
1962	Billy Lothridge	20-24	5-10	35
1963	Billy Lothridge	15-19	12-17	51
1964	Bunky Henry	14-14	0-2	14
Jack Clark	2-2	3-6	11	
1965	Bunky Henry	27-29	5-8	42
1966	Bunky Henry	32-32	5-10	47
1967	Tom Carmichael	12-13	7-10	33
1968	Johnny Duncan	13-15	3-7	22
1969	Jack Moore	12-12	3-6	21
1970	Jack Moore	19-21	5-9	34
1971	Cam Bonifay	0-0	9-13	27
Bobby Thigpen	20-20	0-0	20	
1972	Bobby Thigpen	30-31	3-4	39
Cam Bonifay	0-0	4-9	12	
1973	Cam Bonifay	18-20	12-15	54
1974	Danny Smith	27-29	6-11	45
1975	Don Bessillieu	22-26	5-8	37
1976	Danny Smith	27-28	6-11	45

YEAR	PLAYER	PAT	FG	PTS
1977	Johnny Smith	25-28	7-13	46
1978	Johnny Smith	26-27	9-13	53
1979	Johnny Smith	17-17	7-15	38
1980	Johnny Smith	7-9	5-5	22
1981	Ron Rice	13-15	5-11	28
1982	Ron Rice	25-25	12-21	61
1983	Ron Rice	25-25	9-15	52
1984	David Bell	33-33	13-15	72
1985	David Bell	12-13	8-11	36
Thomas Palmer	14-14	5-11	29	
1986	David Bell	31-31	11-20	64
1987	Thomas Palmer	20-23	7-13	41
1988	Thomas Palmer	19-19	15-20	64
1989	Scott Sisson	30-30	15-24	75
1990	Scott Sisson	39-39	15-23	84
1991	Scott Sisson	30-31	11-17	63
1992	Scott Sisson	20-21	19-24	77
1993	Tyler Jarrett	27-32	9-15	54
1994	Chris Leone	17-17	9-16	44
1995	Dave Frakes	16-18	10-15	46
1996	Brad Chambers	16-16	11-15	49
Dave Frakes	7-7	4-11	19	
1997	Dave Frakes	25-25	12-16	61
Brad Chambers	6-6	4-4	18	
1998	Brad Chambers	46-47	12-20	82
1999	Luke Manget	53-53	11-16	86
2000	Luke Manget	38-38	12-16	74
2001	Luke Manget	40-40	19-28	97
2002	Luke Manget	29-29	12-17	65
2003	Dan Burnett	28-29	17-21	79
2004	Travis Bell	31-31	15-17	76
2005	Travis Bell	27-27	11-21	60
2006	Travis Bell	43-43	12-18	79
2007	Travis Bell	37-37	23-28	106
2008	Scott Blair	33-35	12-19	69
2009	Scott Blair	45-46	14-20	87
2010	Scott Blair	37-39	15-17	82
2011	Justin Moore	56-56	11-17	89
2012	David Scully	37-39	4-8	49
2013	Harrison Butker	53-54	10-14	83
2014	Harrison Butker	65-66	11-18	98
2015	Harrison Butker	44-44	7-11	65

PUNT YARDS

CAREER

PLAYER	YEARS	P	YDS
1. Jeff Pierce	1978-81	252	10,271
2. Jason Bender	1991-94	204	8,348
3. Tommy Chapman	1967-69	195	7,516
4. Rodney Williams	1995-98	178	7,373
5. Sean McDevitt	1986-88	176	6,581
6. Durant Brooks	2006-07	144	6,525
7. Ben Arndt	2004-05	160	6,246
8. Sean Poole	2010-13	141	5,702
9. Billy Lothridge	1961-63	150	5,642
10. Dan Dyke	1999-02	132	5,461

SEASON

PLAYER	YEARS	P	YDS
1. Jeff Pierce	1980	88	3,609
2. Durant Brooks	2006	79	3,596
3. Ben Arndt	2005	87	3,433
4. Jeff Pierce	1981	75	3,207
5. Chip Pallman	1970	77	2,983
6. Durant Brooks	2007	65	2,929
7. Mike Snow	1985	71	2,827
8. Ben Arndt	2004	73	2,813
9. Tommy Chapman	1967	72	2,764
10. Sean McDevitt	1987	64	2,527

PUNT AVERAGE

CAREER (MINIMUM 75 PUNTS)

PLAYER	YEARS	P	YDS	AVG
1. Durant Brooks	2006-07	144	6,525	45.31
2. Rodney Williams	1995-98	178	7,373	41.42
3. Dan Dyke	1999-02	132	5,461	41.37
4. Harper Brown	1975-76	81	3,329	41.10
5. Jason Bender	1991-94	204	8,348	40.92
6. Jeff Pierce	1978-81	252	10,271	40.76
7. Sean Poole	2010-13	141	5,702	40.44
8. Ron Rice	1980-83	105	4,228	40.27
9. Mike Snow	1984-85	116	4,618	39.81
10. Ryan Rodwell	2013-	90	3,571	39.68

SEASON (MINIMUM 25 PUNTS)

PLAYER	YEAR	P	YDS	AVG
1. Rodney Williams	1997	47	2,145	45.64
2. Durant Brooks	2006	79	3,596	45.52
3. Jason Bender	1994	55	2,503	45.51
4. Durant Brooks	2007	65	2,929	45.06
5. Dan Dyke	1999	30	1,314	43.80
6. Jeff Pierce	1981	75	3,207	42.86
7. Ron Rice	1982	42	1,789	42.60
8. Rodney Williams	1998	50	2,126	42.52
9. Chris Morehouse	2002	33	1,396	42.30
10. Chandler Anderson	2009	37	1,565	42.29

YEAR-BY-YEAR LEADERS

PUNTING

YEAR	PLAYER	P	YDS	AVG
1950	Bob Robinson	51	1,904	37.3
1951	Dave Davis	66	2,504	37.9
1952	Dave Davis	62	2,458	39.6
1953	Dave Davis	45	1,663	37.0
1954	Johnny Menger	30	1,105	36.8
1955	Johnny Menger	23	806	35.0
1956	Ken Owen	32	1,270	39.7
1957	Jerry Nabors	30	958	31.9
1958	Gerald Burch	43	1,625	37.8
1959	Gerald Burch	53	2,022	38.2
1960	Don Coker	31	1,101	35.5
1961	Billy Lothridge	50	1,653	33.1
1962	Billy Lothridge	54	2,102	38.9
1963	Billy Lothridge	46	1,887	41.0
1964	Jerry Priestley	48	1,776	37.0
1965	Jerry Priestley	47	1,869	39.8
1966	Charlie Mason	39	1,535	39.4
1967	Tommy Chapman	72	2,764	38.4
1968	Tommy Chapman	61	2,397	39.3
1969	Tommy Chapman	62	2,355	38.0
1970	Chip Pallman	77	2,983	38.7

PUNTING

PUNTS

CAREER

PLAYER	YEARS	YDS	P
1. Jeff Pierce	1978-81	10,271	252
2. Jason Bender	1991-94	8,348	204
3. Tommy Chapman	1967-69	7,516	195
4. Rodney Williams	1995-98	7,373	178
5. Sean McDevitt	1986-88	6,581	176
6. Ben Arndt	2004-05	6,246	160
7. Billy Lothridge	1961-63	5,642	150
8. Durant Brooks	2006-07	6,525	144
9. Sean Poole	2010-13	5,702	141
Dick Bowley	1971-73	5,423	141

SEASON

PLAYER	YEARS	YDS	P
1. Jeff Pierce	1980	3,609	88
2. Ben Arndt	2005	3,433	87
3. Durant Brooks	2006	3,596	79
4. Chip Pallman	1970	2,983	77
5. Jeff Pierce	1981	3,207	75
6. Ben Arndt	2004	2,813	73
7. Tommy Chapman	1967	2,764	72
8. Mike Snow	1985	2,827	71
9. Dave Davis	1951	2,504	66
10. Durant Brooks	2007	2,929	65

INDIVIDUAL LEADERS

YEAR	PLAYER	P	YDS	AVG
1971	Dick Bowley	49	1,843	37.6
1972	Dick Bowley	41	1,532	37.3
1973	Dick Bowley	51	2,048	40.2
1974	Mike Johnson	25	950	38.0
1975	Harper Brown	38	1,562	41.1
1976	Harper Brown	43	1,767	41.1
1977	Ted Peebles	57	2,247	39.4
1978	Jeff Pierce	58	2,247	38.7
1979	Ted Peebles	37	1,416	38.3
1980	Jeff Pierce	88	3,609	41.0
1981	Jeff Pierce	75	3,207	42.8
1982	Ron Rice	42	1,789	42.6
1983	Ron Rice	63	2,439	38.7
1984	Mike Snow	45	1,791	39.8
1985	Mike Snow	71	2,827	39.8
1986	Sean McDevitt	48	1,772	36.9
1987	Sean McDevitt	64	2,527	39.5
1988	Sean McDevitt	64	2,282	35.7
1989	Scott Aldredge	49	1,939	39.6
1990	Scott Aldredge	53	1,942	36.6
1991	Jason Bender	45	1,780	39.6
1992	Jason Bender	58	2,228	38.4
1993	Jason Bender	46	1,837	39.9
1994	Jason Bender	55	2,503	45.5
1995	Rodney Williams	28	1,068	38.1
	Keith Weaver	31	1,128	36.4
1996	Rodney Williams	53	2,034	38.4
1997	Rodney Williams	47	2,145	45.6
1998	Rodney Williams	50	2,126	42.5
1999	Dan Dyke	30	1,314	43.8
2000	Dan Dyke	34	1,420	41.8
2001	Dan Dyke	29	1,196	41.2
	Chris Morehouse	13	538	41.4
2002	Dan Dyke	39	1,531	39.3
	Chris Morehouse	33	1,396	42.3
2003	Hal Higgins	43	1,587	36.9
	Andy Thomson	24	954	39.8
2004	Ben Arndt	73	2,813	38.5
2005	Ben Arndt	87	3,433	39.5
2006	Durant Brooks	79	3,596	45.52
2007	Durant Brooks	65	2,929	45.06
2008	Scott Blair	41	1,595	38.9
2009	Chandler Anderson	37	1,565	42.3
2010	Sean Poole	27	1,062	39.3
2011	Sean Poole	36	1,429	39.7
2012	Sean Poole	33	1,309	39.7
2013	Sean Poole	45	1,902	42.3
2014	Ryan Rodwell	32	1,285	40.2
2015	Ryan Rodwell	45	1,770	39.3

KICK RETURNS

KICKOFF RETURN AVERAGE

CAREER [MINIMUM 25 RETURNS]

PLAYER	YEARS	RET	YDS	AVG	
1. Drew Hill	1975-78	94	2,357	25.4	
2. Dez White	1997-99	69	1,701	24.7	
3. Derrick Steagall	1993-97	28	687	24.5	
	Jamal Golden	2011-15	76	1,860	24.5
5. Kelly Campbell	1998-01	59	1,415	24.0	
6. T.J. Edwards	1988-90	35	831	23.7	
7. Randy Rhino	1972-74	37	870	23.5	
8. Cory Collier	1983-86	27	627	23.2	
9. Kevin Tisdel	1989-92	68	1,526	22.4	
10. Ken Swilling	1988-91	27	602	22.3	

SEASON [MINIMUM 10 RETURNS]

PLAYER	YEAR	RET	YDS	AVG
1. Drew Hill	1978	19	570	30.0
2. Kevin Tisdel	1990	18	531	29.5
3. Jamal Golden	2012	23	652	28.3
4. Drew Hill	1976	21	554	26.4
5. Dez White	1998	26	682	26.2
6. Derrick Steagall	1993	16	413	25.8
7. Gene Spiotta	1969	15	378	25.2
8. Randy Rhino	1973	17	425	25.0
9. Larry Studdard	1970	10	244	24.4
10. Kelly Campbell	2000	26	632	24.3

KICKOFF RETURNS

CAREER

PLAYER	YEARS	RET	
1. Drew Hill	1975-78	94	
2. Orwin Smith	2009-12	76	
	Jamal Golden	2011-15	76
4. Dez White	1997-99	69	
5. Kevin Tisdel	1989-92	68	
6. Kelly Campbell	1998-01	59	
7. Charlie Rogers	1995-98	56	
8. Jamaal Evans	2006-07	45	
9. Lethon Flowers	1991-94	43	
10. Gary Lee	1983-86	42	

SEASON

PLAYER	YEAR	RET	
1. Orwin Smith	2009	37	
2. T.J. Edwards	1989	35	
	Kenny Scott	2003	35
4. Drew Hill	1977	32	
5. Richard Hills	1987	31	
6. Gary Lee	1986	30	
	Jamal Golden	2014	30
8. Dez White	1999	29	
9. Kelly Campbell	2001	28	
	B.J. Bostic	2010	28

KICKOFF RETURN YARDS

CAREER

PLAYER	YEARS	RET	YDS
1. Drew Hill	1975-78	94	2,357
2. Jamal Golden	2011-15	76	1,860
3. Dez White	1997-99	69	1,701
4. Orwin Smith	2009-12	76	1,624
5. Kevin Tisdel	1989-92	68	1,526
6. Kelly Campbell	1998-01	59	1,415
7. Charlie Rogers	1995-98	56	1,264
8. Jamaal Evans	2006-07	45	975
9. Lethon Flowers	1991-94	43	938
10. Gary Lee	1983-86	42	874

SEASON

PLAYER	YEARS	RET	YDS
1. Orwin Smith	2009	37	888
2. T.J. Edwards	1989	35	831
3. Kenny Scott	2003	35	779
4. Drew Hill	1977	32	754
5. Jamal Golden	2014	30	710
6. Dez White	1999	29	689
7. Dez White	1998	26	682
8. Jamal Golden	2012	23	652
9. Kelly Campbell	2001	28	651
10. Kelly Campbell	2000	26	632

KICKOFF RETURN TOUCHDOWNS

CAREER

PLAYER	YEARS	RET	
1. Drew Hill	1975-78	2	
	Gary Lee	1983-86	2
	Dez White	1997-99	2
	Jamal Golden	2011-15	2
5. Dewey Scarboro	1918-21	1	
	Lester Simerville	1957-58	1
	Billy Williamson	1959-61	1
	Eddie Lee Ivery	1975-78	1
	Kevin Tisdel	1989-92	1

SEASON

PLAYER	YEAR	TD
1. Jamal Golden	2012	2
2. Multiple players with		1

YEAR-BY-YEAR LEADERS

KICKOFF RETURNS [BASED ON NUMBER OF RETURNS]

YEAR	PLAYER	NO	YDS	TD	AVG
1950	Chappell Rhino	7	185	0	26.4
1951	Larry Morris	7	126	0	18.0
1952	Larry Morris	8	99	0	12.4
1953	Bill Teas	7	160	0	22.9
1954	Wade Mitchell	4	105	0	26.3
1955	Ken Owen	4	110	0	27.5
1956	Ken Owen	9	276	0	30.7
1957	Lester Simerville	8	294	1	36.8
1958	Floyd Faucette	3	84	0	28.0
1959	Taz Anderson	5	128	0	25.6
1960	Billy Williamson	7	236	1	33.7
1961	Billy Williamson	7	128	0	18.3
1962	Joe Auer	6	198	0	33.0
1963	Gerry Bussell	8	150	0	18.8
1964	Johnny Gresham	9	189	0	21.0
1965	Lenny Snow	8	163	0	20.4
1966	Jimmy Brown	10	192	0	19.2
1967	Jimmy Brown	9	155	0	17.2
1968	Gene Spiotta	20	326	0	16.3
1969	Gene Spiotta	15	378	0	25.2
1970	Larry Studdard	10	244	0	24.4
1971	Alan Hennessey	13	257	0	19.8
1972	Mike Mercer	10	206	0	20.6
1973	Randy Rhino	17	425	0	25.0
1974	Randy Rhino	19	422	0	22.2
1975	Drew Hill	22	479	0	21.8
1976	Drew Hill	21	554	0	26.4
1977	Drew Hill	32	754	0	23.6
1978	Drew Hill	19	570	2	30.0
1979	Marlon Heggs	19	426	0	22.4
1980	Clarence Stover	16	313	0	19.6
1981	Robert Lavette	17	389	0	22.9
1982	Cleve Pounds	17	397	0	23.4
1983	Cleve Pounds	13	191	0	14.7
1984	Sammy Lilly	14	304	0	21.7
1985	Gary Lee	8	242	1	30.3
1986	Gary Lee	30	568	1	18.9
1987	Richard Hills	31	622	0	20.1
1988	Ken Swilling	25	558	0	22.3
1989	T.J. Edwards	35	831	0	23.7
1990	Kevin Tisdel	18	531	1	29.5
1991	Kevin Tisdel	27	513	0	19.0
1992	Kevin Tisdel	23	482	0	21.0
1993	Derrick Steagall	16	413	0	25.8
1994	Lethon Flowers	23	541	0	23.5
1995	Charlie Rogers	15	285	0	19.0
1996	Charlie Rogers	26	626	0	24.1
1997	Charlie Rogers	15	317	0	21.1
	Dez White	14	330	1	23.6
1998	Dez White	26	682	1	26.2
1999	Dez White	29	689	0	23.8
2000	Kelly Campbell	26	632	0	24.3
2001	Kelly Campbell	28	651	0	23.2
2002	Kerry Watkins	23	481	0	20.9
2003	Kenny Scott	35	779	0	22.3
2004	Levon Thomas	26	574	0	22.1
2005	Chris Woods	17	346	0	20.4
2006	Jamaal Evans	20	456	0	22.8
2007	Jamaal Evans	25	519	0	20.8
2008	Roddy Jones	15	354	0	23.6
2009	Orwin Smith	37	888	0	24.0
2010	B.J. Bostic	28	574	0	20.5
2011	Orwin Smith	18	352	0	19.6
2012	Jamal Golden	23	652	2	28.3
2013	Lynn Griffin	8	212	0	26.5
	Jemea Thomas	8	188	0	23.5
2014	Jamal Golden	30	710	0	23.7
2015	Jamal Golden	18	359	0	19.9

INDIVIDUAL LEADERS

PUNT RETURNS

PUNT RETURNS

CAREER

PLAYER	YEARS	RET
1. Kelley Rhino	1999-02	112
2. Willie Clay	1988-91	101
3. Jack Westbrook	1980-83	77
4. Mike Wysong	1968-70	65
5. Randy Rhino	1972-74	57
6. Jimmy Brown	1965-67	55
7. Nate Perryman	1993-96	52
8. Tyler Evans	2006-07	50
9. Jamal Golden	2011-15	47
10. Harvey Middleton	1994-97	43

SEASON

PLAYER	YEAR	RET	
1. Willie Clay	1991	48	
	Kelley Rhino	2001	48
3. Kelley Rhino	2002	45	
4. Tyler Evans	2007	34	
5. Jeff Ford	1971	33	
6. Jonathan Smith	2003	31	
7. Charlie Rogers	1998	30	
8. Mike Wysong	1970	29	
	Nate Perryman	1995	29
	Marvious Hester	1999	29

PUNT RETURN YARDS

CAREER

PLAYER	YEARS	RET	YDS
1. Kelley Rhino	1999-02	112	1,135
2. Randy Rhino	1972-74	57	749
3. Willie Clay	1988-91	101	723
4. Jimmy Brown	1965-67	55	678
5. Mike Wysong	1968-70	65	665
6. Nate Perryman	1993-96	52	603
7. Jack Westbrook	1980-83	77	519
8. Charlie Rogers	1995-98	32	485
9. Jonathan Smith	2000-03	33	477
10. Tyler Evans	2006-07	50	469

SEASON

PLAYER	YEAR	RET	YDS
1. Kelley Rhino	2001	48	515
2. Kelley Rhino	2002	45	447
3. Randy Rhino	1972	25	441
4. Willie Clay	1991	48	431
5. Charlie Rogers	1998	30	425
6. Jonathan Smith	2003	31	364
7. Nate Perryman	1995	29	362
8. Jeff Ford	1971	33	341
9. Mike Wysong	1970	29	328
10. Marvious Hester	1999	29	322

PUNT RETURN TOUCHDOWNS

CAREER

PLAYER	YEARS	TD	
1. Jimmy Brown	1965-67	3	
2. Charlie Rogers	1995-98	2	
	Jonathan Smith	2000-03	2
	Jerrard Tarrant	2009-10	2
5. Multiple players with		1	

SEASON

PLAYER	YEAR	TD	
1. Jerrard Tarrant	2009	2	
	Jonathan Smith	2003	2
	Charlie Rogers	1998	2
	Jimmy Brown	1966	2
5. Multiple players with		1	

PUNT RETURN AVERAGE

CAREER [MINIMUM 25 RETURNS]

PLAYER	YEARS	RET	YDS	AVG
1. Charlie Rogers	1995-98	32	485	15.2
2. Jonathan Smith	2000-03	33	477	14.5
3. Randy Rhino	1972-74	57	749	13.1
4. Jimmy Brown	1965-67	55	678	12.3
5. Nate Perryman	1993-96	52	603	11.6
6. Marvious Hester	1999-2002	41	421	10.3
7. Mike Wysong	1968-70	65	665	10.2
8. Kelley Rhino	1999-2002	112	1,135	10.1
9. Jerrard Tarrant	2009-10	41	412	10.0
10. Jamal Golden	2011-2015	47	467	9.9

SEASON [MINIMUM 10 RETURNS]

PLAYER	YEAR	RET	YDS	AVG	
1. Jimmy Brown	1965	10	226	22.6	
2. Randy Rhino	1972	25	441	17.6	
3. Johnny Menger	1956	10	175	17.5	
4. Bill Teas	1953	10	169	16.9	
5. Riccardo Ingram	1986	16	233	14.6	
	Jamal Golden	2012	17	248	14.6
7. Jimmy Brown	1966	18	260	14.4	
8. Charlie Rogers	1998	30	425	14.2	
9. Jerrard Tarrant	2009	21	281	13.4	
10. Nate Perryman	1995	29	362	12.5	

YEAR-BY-YEAR LEADERS

PUNT RETURNS [BASED ON NUMBER OF RETURNS]

YEAR	PLAYER	NO	YDS	TD	AVG
1950	Chappell Rhino	10	84	0	8.4
1951	Chappell Rhino	17	126	0	7.4
1952	Jake Rudolph1	8	136	0	7.6
1953	Bill Teas	10	169	1	16.9
1954	Jimmy Thompson	5	71	0	14.2
1955	Wade Mitchell	9	108	1	12.0
1956	Johnny Menger	10	175	1	17.5
1957	Fred Braselton	4	38	1	9.5
1958	Floyd Faucette	7	55	0	7.9
1959	Floyd Faucette	7	67	0	9.6
1960	Billy Williamson	13	125	0	9.6
1961	Billy Williamson	10	65	0	6.5
1962	Gerry Bussell	9	181	1	20.1
1963	Johnny Gresham	7	74	0	10.6
1964	Gerry Bussell	13	104	0	8.0
1965	Jimmy Brown	10	226	1	22.6
1966	Jimmy Brown	18	260	2	14.4
1967	Jimmy Brown	27	192	0	7.1
1968	Mike Wysong	15	132	0	8.8
1969	Mike Wysong	21	205	0	9.8
1970	Mike Wysong	29	328	0	11.3
1971	Jeff Ford	33	341	0	10.3
1972	Randy Rhino	25	441	1	17.6
1973	Randy Rhino	12	129	0	10.8
1974	Randy Rhino	20	179	0	9.0
1975	Danny Rhino	17	45	0	2.6
1976	Don Bessillieu	23	205	0	8.9
1977	Don Bessillieu	11	69	0	6.3
1978	Gary Hardie	6	13	0	2.7
1979	Gary Lanier	27	168	0	6.2
1980	Ted Thurson	12	55	0	4.9
1981	Jack Westbrook	26	118	0	4.5
1982	Jack Westbrook	21	255	1	12.1
1983	Jack Westbrook	25	169	0	6.8
1984	Tim Mauldin	15	120	0	8.0
1985	Cory Collier	12	75	0	6.3
1986	Riccardo Ingram	16	233	0	14.6
1987	Riccardo Ingram	20	110	0	5.5
1988	Gerald Chamblin	17	127	0	7.5
1989	Willie Clay	27	157	0	5.8
1990	Jason McGill	27	163	0	6.0
1991	Willie Clay	48	431	1	9.0
1992	Jimy Lincoln	18	136	0	7.6
1993	Lethon Flowers	10	79	0	7.9
1994	Lethon Flowers	8	30	0	3.8
1995	Nate Perryman	29	362	0	12.5
1996	Nate Perryman	18	219	1	12.2
1997	Harvey Middleton	22	185	0	8.4
1998	Charlie Rogers	30	425	2	14.2

YEAR	PLAYER	NO	YDS	TD	AVG
1999	Marvious Hester	29	322	0	11.1
2000	Kelley Rhino	19	173	0	9.1
2001	Kelley Rhino	48	515	0	10.7
2002	Kelley Rhino	45	447	0	9.9
2003	Jonathan Smith	31	364	2	11.7
2004	Patrick Carter	26	219	0	8.4
2005	Pat Clark	30	191	0	6.4
2006	Andrew Smith	19	146	0	7.7
	Tyler Evans	16	154	0	9.6
2007	Tyler Evans	34	315	0	9.3
2008	Tyler Melton	15	86	0	5.7
2009	Jerrard Tarrant	21	281	2	13.4
2010	Jerrard Tarrant	20	131	0	6.6
2011	Zach Laskey	11	94	0	8.5
2012	Jamal Golden	17	248	0	14.6
2013	DeAndre Smelter	11	124	0	11.3
2014	Jamal Golden	11	45	0	4.1
2015	Jamal Golden	16	161	0	10.1

DEFENSE

INTERCEPTIONS

CAREER

PLAYER	YEARS	YDS	TD	INT	
1. Willie Clay	1988-91	264	1	16	
2. Jeff Ford	1969-71	320	4	14	
	Randy Rhino	1972-74	216	1	14
	Morgan Burnett	2007-09	135	1	14
5. Bobby Moorhead	1950-52	202	2	13	
	Wade Mitchell	1953-56	187	1	13
	Ken Swilling	1988-91	239	2	13
8. Bill Eastman	1965-67	216	1	12	
	Lawrence Lowe	1977-80	118	1	12
	Ted Thurson	1979-82	60	0	12
	Jeremy Muires	1999-2002	65	0	12

SEASON

PLAYER	YEAR	YDS	TD	INT	
1. Jeff Ford	1969	257	3	9	
	Willie Clay	1991	66	1	9
3. Randy Rhino	1972	171	1	8	
4. Bobby Moorhead	1952	165	2	7	
	Morgan Burnett	2008	95	1	7
6. Bob McCoy	1950	124	1	6	
	George Morris	1951	34	0	6
	Charlie Brannon	1952	68	0	6
	Bill Eastman	1965	83	0	6
	Rick Lewis	1970	116	2	6
	Randy Rhino	1973	45	0	6
	Ken Swilling	1989	200	2	6

SACKS

CAREER

PLAYER	YEARS	SKS	YDS
1. Jeremiah Attaochu	2010-13	31.5	226
2. Greg Gathers	1999-02	31.0	210
3. Coleman Rudolph	1989-92	28.5	200
4. Marco Coleman	1989-91	27.5	162
5. Eric Henderson	2002-05	25.0	183
6. Pat Swilling	1982-85	23.0	194
7. Felipe Claybrooks	1997-00	20.0	156
8. Derrick Morgan	2007-09	19.5	131
9. Michael Johnson	2005-08	19.0	149
10. Philip Wheeler	2003-07	18.5	136

SEASON

PLAYER	YEAR	SKS	YDS	
1. Pat Swilling	1985	15.0	119	
2. Coleman Rudolph	1991	13.0	87	
	Greg Gathers	2000	13.0	89
4. Marco Coleman	1990	12.5	59	
	Derrick Morgan	2009	12.5	81
	Jeremiah Attaochu	2013	12.5	86
7. Eric Henderson	2003	11.0	73	
8. Marco Coleman	1991	10.0	62	
	Felipe Claybrooks	1998	10.0	67
	Greg Gathers	2001	10.0	68
	Jeremiah Attaochu	2012	10.0	67

INDIVIDUAL LEADERS

TACKLES FOR LOSS

CAREER

PLAYER	YEARS	YDS	TFL
1. Eric Henderson	2002-05	249	59.5
2. Greg Gathers	1999-02	290	57.0
3. Coleman Rudolph	1989-92	285	52.0
4. Marco Coleman	1989-91	215	50.0
5. Daryl Smith	2000-03	123	48.0
6. Jeremiah Attaochu	2010-13	238	43.5
7. Keyaron Fox	2000-03	137	40.0
8. Gerris Wilkinson	2002-05	141	38.0
9. Pat Swilling	1982-85	224	37.0
Felipe Claybrooks	1997-00	201	37.0
11. Philip Wheeler	2003-07	172	34.5
12. Marlon Williams	1990-93	182	33.5
13. Ricardo Wimbush	1999-02	90	32.0
Darryl Richard	2004-08	134	32.0
15. Nick Rogers	1998-01	160	31.0
KaMichael Hall	2003-06	163	31.0
17. Adam Oliver	2004-07	143	30.5
Michael Johnson	2005-08	183	30.5
19. Joe Anoa'i	2003-06	126	29.5
Derrick Morgan	2007-09	154	29.5

SEASON

PLAYER	YEAR	YDS	TFL
1. Eric Henderson	2003	91	24.0
2. Pat Swilling	1985	130	21.0
Marco Coleman	1991	90	21.0
4. Coleman Rudolph	1991	110	20.0
Greg Gathers	2000	105	20.0
6. Coleman Rudolph	1992	106	19.5
7. Marco Coleman	1990	76	18.5
Derrick Morgan	2009	96	18.5
9. Greg Gathers	1999	90	18.0
Greg Gathers	2001	95	18.0

TACKLES BY LINEMEN

CAREER

PLAYER	YEARS	T
1. Franklin Brooks	1952-55	271
2. Pat Swilling	1982-85	265
3. John Battle	1963-65	242
4. Brad Bourne	1970-72	241
5. Rick Gibney	1972-75	234
6. Coleman Rudolph	1989-92	220
7. Smylie Gebhart	1969-71	217
8. Rock Perdoni	1969-70	210
9. Ralph Hughes	1994-97	200
10. Mark Pike	1982-85	198

SEASON

PLAYER	YEAR	T
1. John Battle	1965	112
2. Franklin Brooks	1954	106
3. Rock Perdoni	1969	105
4. Pat Swilling	1984	100
5. John Lagana	1967	94
6. Don Stephenson	1956	92
Brad Bourne	1972	92
8. Kyle Ambrose	1986	91
9. Franklin Brooks	1955	89
10. Pat Swilling	1985	84

TACKLES BY LINEBACKERS

CAREER

PLAYER	YEARS	T
1. Keith Brooking	1994-97	467
2. Jerrelle Williams	1988-91	437
3. Ron Rogers	1994-97	435
4. Lucius Sanford	1974-77	433
5. Rob Horton	1980-83	432
6. Duane Wood	1979-82	426
7. Ted Roof	1982-85	417
8. Joe Harris	1972-74	415
9. Jamal Cox	1991-94	397
10. Mackel Harris	1976-79	390

SEASON

PLAYER	YEAR	T
1. Joe Harris	1974	188
2. Duane Wood	1980	171
3. Eric Thomas	1989	159
4. Keyaron Fox	2003	155
5. Rob Horton	1981	150
6. Keith Brooking	1996	147
7. Jamal Cox	1994	146
Keith Brooking	1995	146
9. Jerrelle Williams	1989	145
Jerrelle Williams	1990	145
Ron Rogers	1995	145

TACKLES BY DEFENSIVE BACKS

CAREER

PLAYER	YEARS	T
1. Isaiah Johnson	2010-14	283
2. Jeremy Muiyres	1999-02	273
3. Ken Swilling	1988-91	267
4. Dawan Landry	2002-05	250
5. Mark Sheffield	1979-82	244
6. James Butler	2001-04	240
7. Lethon Flowers	1991-94	238
8. Travares Tillman	1996-99	236
9. Morgan Burnett	2007-09	235
10. Jemea Thomas	2009, 2011-13	234

SEASON

PLAYER	YEAR	T
1. James Butler	2003	119
2. Cleve Pounds	1984	114
3. Sammy Brown	1982	113
Cleve Pounds	1985	113
5. Mike Williams	1992	105
6. Gary Faulkner	1971	102
7. Andre Thomas	1988	100
8. Danny Rhino	1974	99
9. David Hendrix	1994	97
10. Sammy Burke	1966	93
Ken Swilling	1989	93
Morgan Burnett	2008	93

YEAR-BY-YEAR LEADERS

INTERCEPTIONS

YEAR	PLAYER	INT	YDS	TD
1948	Bob McCoy, DB	3	33	0
1949	Powell Sheffer, DB	5	47	0
1950	Bob McCoy, DB	6	124	1
1951	George Morris, LB	6	34	0
1952	Bobby Moorhead, DB	7	165	2
1953	Joe Hall, DB	4	68	0
Wade Mitchell, DB		4	34	0
1954	Wade Mitchell, DB	3	94	0
1955	Johnny Menger, DB	4	54	1
1956	Wade Mitchell, DB	3	18	0
1957	Seven players tied with	1		
1958	Fred Braselton, DB	2	38	0
Maxie Baughan, LB		2	15	0
Marvin Tibbetts, DB		2	13	0
1959	Billy Williamson, DB	3	19	0
1960	Walter Howard, DB	4	14	0
1961	Tom Winingder, DB	3	35	0
1962	Mike McNames, DB	4	5	0
1963	Nine players tied with	1		
1964	Gerry Bussell, DB	3	24	1
Tom Bleick, DB		3	23	0
1965	Bill Eastman, DB	6	83	0
1966	Bill Eastman, DB	4	125	1
1967	Bill Kinard, DB	4	20	0
1968	Bill Kinard, DB	3	29	0
1969	Jeff Ford, DB	9	257	3
1970	Rick Lewis, DB	6	116	2
1971	Dave Beavin, DB	3	30	0
1972	Randy Rhino, DB	8	171	1
1973	Randy Rhino, DB	6	45	0
1974	Danny Rhino, DB	3	7	0

YEAR	PLAYER	INT	YDS	TD
1975	Steve Crawford, DB	2	67	0
Don Bessilleu, DB		2	26	0
Gil Kyle, DB		2	25	0
Danny Rhino, DB		2	11	0
1976	Eddie Porter, DB	4	46	0
1977	Reggie Wilkes, DE	3	14	0
1978	Lawrence Lowe, DB	5	41	0
1979	Robert Newman, DB	3	25	0
1980	Ted Thurson, DB	4	0	0
1981	Ted Thurson, DB	4	38	0
1982	Ted Thurson, DB	4	24	0
1983	Jack Westbrook, DB	4	37	1
1984	Mike Travis, DB	3	46	0
1985	Sammy Lilly, DB	4	46	0
1986	Reginald Rutland, DB	5	43	0
1987	Cedric Stallworth, DB	4	8	0
1988	Andre Thomas, DB	3	61	1
George Malone, OLB		3	53	1
Gerald Chamblin, LB		3	41	0
Cedric Stallworth, DB		3	16	0
1989	Ken Swilling, DB	6	200	2
1990	Ken Swilling, DB	5	34	0
1991	Willie Clay, CB	9	66	1
1992	Marcus Coleman, CB	3	34	0
Marlon Williams, OLB		3	28	0
1993	Marcus Coleman, CB	2	17	0
Mike Williams, CB		2	4	0
1994	Mike Dee, FS	3	72	0
1995	Nathan Perryman, CB	3	27	0
Ryan Stewart, SS		3	62	1
1996	Brian Wilkins, FS	4	0	0
1997	Brian Wilkins, FS	4	36	0
Travares Tillman, SS		4	32	0
1998	Jamara Clark, CB	3	41	0
1999	Marvious Hester, CB	2	8	0
2000	Jeremy Muiyres, FS	4	26	0
2001	Jeremy Muiyres, FS	3	2	0
Marvious Hester, CB		3	10	0
2002	Jeremy Muiyres, FS	5	37	0
2003	James Butler, FS	5	18	0
2004	Reuben Houston, CB	3	16	0
2005	Dawan Landry, FS	4	12	0
Philip Wheeler, LB		4	18	0
2006	Djay Jones, FS	4	29	1
2007	Morgan Burnett, S	3	0	0
2008	Morgan Burnett, S	7	95	1
2009	Morgan Burnett, S	4	40	0
2010	Jerrard Tarrant, S	3	93	1
2011	Rod Sweeting, CB	3	30	1
Isaiah Johnson, S		3	34	1
Jemea Thomas, CB-S		3	9	0
Jemea Thomas, CB-S		4	1	0
2012	Five players with	2		
2013	Jamal Golden, S	4	87	1
2014	D.J. White, CB	4	48	1
2015	Brant Mitchell, LB	2	46	1
D.J. White, CB		2	0	0

RECORDS

TEAM RECORDS

GAMES

MOST GAMES PLAYED

SEASON

14 – 2006 (9-5), 2009 (11-3), 2012 (7-7), 2014 (11-3)

MOST GAMES WON (OVERALL)

SEASON

12 – 1952 (12-0)

MOST GAMES WON (ACC)

SEASON

7 – 1998 (7-1), 2006 (7-1), 2009 (7-1)

MOST GAMES LOST (OVERALL)

SEASON

10 – 1981 (1-10), 1994 (1-10)

MOST GAMES LOST (ACC)

SEASON

8 – 1994 (0-8)

SCORING

MOST POINTS SCORED

GAME

70 – vs. Navy (Sept. 8, 2001), vs. Elon (Aug. 31, 2013)

ACC

68 – at North Carolina (Nov. 10, 2012)

HISTORIC

222 – vs. Cumberland (Oct. 7, 1916)

HALF

52 (1st) – vs. Alabama A&M (Nov. 23, 2013)

ACC

40 (2nd) – at North Carolina (Nov. 10, 2012)

HISTORIC

126 (1st) – vs. Cumberland (Oct. 7, 1916)

QUARTER

34 (1st) – vs. Alcorn State (Sept. 3, 2015)

ACC

30 (3rd) – at North Carolina (Nov. 10, 2012)

HISTORIC

63 (1st) – vs. Cumberland (Oct. 7, 1916)

63 (2nd) – vs. Cumberland (Oct. 7, 1916)

SEASON

530 – 2014

HISTORIC

491 – 1917

LARGEST MARGIN OF VICTORY

GAME

70 [70-0] – vs. Elon (Aug. 31, 2013)

ACC

56 [56-0] – vs. Syracuse (Oct. 19, 2013)

HISTORIC

222 [222-0] – vs. Cumberland (Oct. 7, 1916)

LARGEST HALFTIME LEAD

GAME

52 [52-0] – vs. Alabama A&M (Nov. 23, 2013)

ACC

38 [38-0] – vs. Duke (Sept. 26, 1996)

HISTORIC

126 [126-0] – vs. Cumberland (Oct. 7, 1916)

LARGEST MARGIN OF DEFEAT

GAME

55 [14-69] – vs. Notre Dame (Nov. 5, 1977)

ACC

0 [0-51] – vs. Florida State (Oct. 2, 1993)

MOST POINTS PER GAME

SEASON

40.7 – 1999

HISTORIC

66.0 – 1918

MOST POINTS ALLOWED

GAME

69 – vs. Notre Dame (Nov. 5, 1977)

ACC

55 – vs. Virginia (Sept. 19, 1992)

HISTORIC

94 – vs. Auburn (Nov. 17, 1894)

SEASON

396 – 2012

FEWEST POINTS ALLOWED

GAME

0 – many times, most recently:
vs. Syracuse (2013)

ACC

0 – seven times, most recently:
vs. Syracuse (2013)

SEASON

33 – 1956

HISTORIC

5 – 1901

FEWEST POINTS ALLOWED PER GAME

SEASON

3.3 – 1956

HISTORIC

1.0 – 1901

MOST TOUCHDOWNS

GAME

10 – vs. Navy (Sept. 8, 2001), vs. Elon (Aug. 31, 2013),
vs. Alcorn State (Sept. 3, 2015)

ACC

9 – vs. Wake Forest (Nov. 21, 1998),
at North Carolina (Nov. 10, 2012)

HISTORIC

32 – vs. Cumberland (Oct. 7, 1916)

SEASON

72 – 2014

MOST RUSHING TOUCHDOWNS

GAME

9 – vs. Samford (Sept. 8, 2007)

ACC

7 – five times, most recently
at Pittsburgh (Oct. 25, 2014)

HISTORIC

32 – vs. Cumberland (Oct. 7, 1916)

SEASON

48 – 2012

MOST PASSING TOUCHDOWNS

GAME

5 – vs. Rice (Sept. 30, 1972), vs. Clemson (Nov. 13, 1999),
vs. Duke (Nov. 18, 2006)

ACC

5 – vs. Clemson (Nov. 13, 1999),
vs. Duke (Nov. 18, 2006)

SEASON

29 – 1999

MOST DEFENSIVE TOUCHDOWNS

GAME

2 – nine times, most recently:
at NC State (Nov. 8, 2014)

ACC

2 – vs. Wake Forest (Nov. 17, 1990), vs. Duke
(Sept. 26, 1996), vs. NC State (Oct. 10, 1998),
at NC State (Nov. 8, 2014)

SEASON

7 – 1998

MOST FUMBLE RETURNS FOR TD

GAME

1 – 32 times, most recently:
at Clemson (Oct. 10, 2015)

SEASON

7 – 1998* NCAA RECORD

MOST PUNT RETURNS FOR TD

GAME

2 – vs. Navy (Oct. 23, 1965)

SEASON

3 – 1965

MOST KICKOFF RETURNS FOR TD

GAME

1 – 13 times, most recently:
at North Carolina (Nov. 10, 2012)

SEASON

2 – 1978, 2012

MOST INTERCEPTION RETURNS FOR TD

GAME

2 – vs. Tulane (Oct. 22, 1966), vs. Samford (Sept. 9, 2006),
vs. Elon (Aug. 31, 2013)

SEASON

5 – 2014

MOST TWO-POINT CONVERSIONS

GAME

3 – vs. Duke (Nov. 2, 1968)

ACC

2 – vs. Wake Forest (Nov. 20, 1999)

SEASON

4 – 1968

MOST TWO-POINT ATTEMPTS

GAME

4 – vs. Georgia (Nov. 27, 1975)

ACC

3 – vs. Clemson (Sept. 29, 2001),
vs. Virginia (Nov. 10, 2001)

SEASON

7 – 2001

TEAM RECORDS

MOST SAFETIES RECORDED

GAME
1 – 19 times, most recently:
vs. Tulane (Sept. 12, 2015)

SEASON
2 – 1951, 1952, 1953, 1991

MOST SAFETIES ALLOWED

GAME
2 – vs. South Carolina (Sept. 11, 1971)
ACC

1 – multiple times, most recently:
at Clemson (Oct. 10, 2015)

SEASON
2 – 1971

MOST PLAYERS TO SCORE TD

GAME
9 – vs. Elon (Aug. 31, 2013)

MOST PLAYERS TO RUSH FOR TD

GAME
6 – seven times, most recently:
vs. Tulane (Sept. 12, 2015)

MOST PLAYERS TO CATCH TD

GAME
4 – vs. Clemson (Nov. 13, 1999),
vs. Georgia (Nov. 27, 1999)

MOST PLAYERS TO THROW TD

GAME
3 – vs. Tulane (Oct. 27, 1956),
vs. North Carolina (Nov. 17, 2007)

RUSHING

MOST ATTEMPTS

GAME
86 – vs. Virginia (Oct. 2, 1976)
ACC

76 – vs. Boston College (Oct. 20, 2012)
SEASON
808 – 2012

FEWEST ATTEMPTS

GAME
19 – vs. Arizona (Sept. 1, 1994),
vs. North Carolina (Oct. 8, 1994)
ACC

19 – vs. North Carolina (Oct. 8, 1994)
SEASON
349 – 1994

MOST YARDS

GAME
604 – vs. Kansas (Sept. 17, 2011)
ACC

479 – at NC State (Nov. 8, 2014)
SEASON
4,789 – 2014

MOST YARDS PER GAME

SEASON
342.1 – 2014

FEWEST YARDS

GAME
-42 – vs. Notre Dame (Nov. 16, 1968)
ACC

5 – vs. Florida State (Nov. 5, 1994)
SEASON
629 – 1968

FEWEST YARDS PER GAME

SEASON
62.9 – 1968

MOST YARDS PER ATTEMPT

SEASON
6.06 – 2014 (790 attempts)

PASSING

MOST ATTEMPTS

GAME
63 – vs. Tennessee (Oct. 12, 1968)
ACC

57 – vs. Clemson (Oct. 28, 2000)
SEASON
413 – 2001

FEWEST ATTEMPTS

GAME
0 – vs. Notre Dame (Nov. 6, 1976),
vs. Tennessee (Oct. 8, 1977)
ACC

4 – vs. North Carolina (Sept. 18, 2010),
vs. Maryland (Nov. 3, 2012)
SEASON
46 – 1975

MOST COMPLETIONS

GAME
39 – vs. Virginia (Nov. 10, 2001)
ACC

39 – vs. Virginia (Nov. 10, 2001)
SEASON
264 – 2001

FEWEST COMPLETIONS

GAME
0 – 13 times since 1953
ACC

1 – vs. Virginia Tech (Oct. 17, 2009)
SEASON
23 – 1977

HIGHEST COMPLETION PERCENTAGE

GAME
1.000 – four times
ACC

.880 [22-of-25] – vs. Florida State (Sept. 11, 1999)
SEASON
.652 – 1999 [208-of-319]

MOST YARDS

GAME
486 – vs. Virginia (Nov. 10, 2001)
ACC

486 – vs. Virginia (Nov. 10, 2001)
SEASON
3,347 – 2001

FEWEST YARDS

GAME
0 – 13 times since 1953
ACC

24 – vs. Virginia (Oct. 15, 2011)
SEASON
344 – 1977

MOST YARDS PER GAME

SEASON
283.4 – 1999

MOST INTERCEPTIONS THROWN

GAME
7 – vs. Wake Forest (Nov. 21, 1987)
ACC

7 – vs. Wake Forest (Nov. 21, 1987)
SEASON
23 – 1970

MOST YARDS PER COMPLETION

GAME
51.0 (1) – vs. Virginia Tech (Oct. 17, 2009)
ACC

51.0 (1) – vs. Virginia Tech (Oct. 17, 2009)
SEASON [200+ ATTEMPTS]
17.75 – 2004

SEASON [150+ ATTEMPTS]
22.7 – 2009

MOST YARDS PER ATTEMPT

GAME
42.0 (1) – vs. Air Force (Oct. 1, 1977)
ACC

19.4 (11) – vs. Duke (Nov. 14, 2009)
SEASON [200+ ATTEMPTS]
9.8 – 1999

SEASON [150+ ATTEMPTS]
10.6 – 2009

TOTAL OFFENSE

MOST PLAYS

GAME
97 – vs. South Carolina (Sept. 12, 1970),
vs. Clemson (Oct. 28, 2000)
ACC

97 – vs. Clemson (Oct. 28, 2000)
SEASON
1,002 – 2012

MOST YARDS

GAME
768 – vs. Kansas (Sept. 17, 2011)
ACC

627 – vs. Virginia (Nov. 9, 2000)
SEASON
6,671 – 2014

TEAM RECORDS

FEWEST YARDS

GAME

33 – vs. SMU (Oct. 3, 1953)

ACC

110 – vs. Florida State (Oct. 2, 1993)

SEASON

1,933 – 1957

MOST YARDS PER GAME

SEASON

509.0 – 1999

FEWEST YARDS PER GAME

SEASON

193.3 – 1957

MOST YARDS PER PLAY

GAME

13.5 – vs. Kansas (Sept. 17, 2011)

ACC

9.6 – vs. Virginia (Sept. 15, 2012)

SEASON

6.81 – 1999

FEWEST YARDS PER PLAY

GAME

2.1 – vs. Alabama (Nov. 18, 1961),
vs. Notre Dame (Nov. 8, 1980)

ACC

2.2 – vs. Florida State (Oct. 2, 1993)

MOST FIRST DOWNS

GAME

34 – vs. Virginia (Nov. 9, 2000)

ACC

34 – vs. Virginia (Nov. 9, 2000)

SEASON

350 – 2014

FEWEST FIRST DOWNS

GAME

3 – vs. SMU (Oct. 3, 1953)

ACC

6 – vs. Virginia Tech (Sept. 24, 2005)

SEASON

109 – 1959

MOST FIRST DOWNS BY RUSHING

GAME

26 – vs. VMI (Oct. 11, 1975), at Georgia (Nov. 27, 2010)

ACC

24 – vs. Boston College (Oct. 20, 2012),
at NC State (Nov. 8, 2014)

SEASON

259 – 2014

MOST FIRST DOWNS BY PASSING

GAME

22 – vs. Clemson (Oct. 28, 2000),
vs. Virginia (Nov. 10, 2001)

ACC

22 – vs. Clemson (Oct. 28, 2000),
vs. Virginia (Nov. 10, 2001)

SEASON

142 – 2000

BIGGEST FIRST DOWN MARGIN

GAME

+22 (28-6) – vs. Texas A&M (Sept. 17, 1966)

MOST THIRD-DOWN CONVERSIONS

GAME

14 (of 19) – vs. Virginia (Nov. 9, 2000)

MOST THIRD-DOWN ATTEMPTS

GAME

23 – three times, most recently:
vs. Maryland (Oct. 11, 2001)

FEWEST THIRD-DOWN CONVERSIONS

GAME

0 (of 13) – vs. North Carolina (Oct. 4, 1980)
0 (of 10) – vs. BYU (Oct. 27, 2012)

HIGHEST THIRD-DOWN PERCENTAGE

GAME

.889 (8 of 9) – vs. Elon (Aug. 31, 2013)

MOST FOURTH-DOWN CONVERSIONS

GAME

5 – three times, most recently:
vs. Auburn (Oct. 18, 1986)

MOST FOURTH-DOWN ATTEMPTS

GAME

7 – vs. LSU (Oct. 13, 1956), at Georgia (Nov. 24, 2012)

HIGHEST TIME OF POSSESSION

GAME

43:45 – vs. Boston College (Oct. 20, 2012)

ACC

43:45 – vs. Boston College (Oct. 20, 2012)

LOWEST TIME OF POSSESSION

GAME

16:38 – vs. Alabama (Sept. 8, 1979)

LONGEST SCORING DRIVE (PLAYS)

GAME

20 – five times, most recently:
at Miami (Oct. 22, 2011)

ACC

20 – at Miami (Oct. 22, 2011)

LONGEST SCORING DRIVE (TIME)

GAME

10:47 (td) – vs. Virginia (Oct. 24, 2009)

ACC

10:47 (td) – vs. Virginia (Oct. 24, 2009)

KICKING

MOST POINTS BY KICKING

GAME

18 – vs. The Citadel (Sept. 18, 1982)

HISTORIC

30 – vs. Cumberland (Oct. 7, 1916)

SEASON

107 – 2007

MOST FIELD GOALS MADE

GAME

5 – vs. The Citadel (Sept. 18, 1982)

ACC

4 – vs. Florida State (Oct. 17, 1992),
vs. Clemson (Sept. 29, 2001)

SEASON

23 – 2007

MOST FIELD GOALS ATTEMPTED

GAME

7 – vs. NC State (Oct. 20, 2001)

ACC

7 – vs. NC State (Oct. 20, 2001)

SEASON

28 – 2001, 2007

MOST FIELD GOALS MISSED

GAME

5 – vs. NC State (Oct. 20, 2001)

ACC

5 – vs. NC State (Oct. 20, 2001)

MOST PATs MADE

GAME

10 – vs. Navy (Sept. 8, 2001), vs. Elon (Aug. 31, 2013),

ACC

9 – vs. Wake Forest (Nov. 21, 1998)

HISTORIC

30 – vs. Cumberland (Oct. 7, 1916)

SEASON

65 – 2014

MOST PATs ATTEMPTED

GAME

10 – vs. Navy (Sept. 8, 2001), vs. Elon (Aug. 31, 2013)
vs. Alcorn State (Sept. 3, 2015)

ACC

9 – vs. Wake Forest (Nov. 21, 1998)

HISTORIC

30 – vs. Cumberland (Oct. 7, 1916)

SEASON

66 – 2014

MOST PATs MISSED

GAME

3 – three times, most recently:
vs. Duke (1993)

TEAM RECORDS

PUNTING

MOST PUNTS

GAME
12 – four times
ACC
12 – vs. Clemson (Sept. 26, 1987),
vs. Florida State (Oct. 18, 1997)

HISTORIC
21 – vs. Florida (Nov. 19, 1938)

SEASON
89 – 1980

HIGHEST PUNTING AVERAGE

GAME
55.5 (2) – vs. Clemson (Sept. 29, 2001)
ACC
55.5 (2) – vs. Clemson (Sept. 29, 2001)

SEASON
45.64 – 1997

HIGHEST NET PUNTING AVERAGE

SEASON
40.96 – 1997

KICK RETURNS

MOST RETURNS

GAME
11 – vs. Notre Dame (Nov. 5, 1977)
ACC
9 – at Clemson (Nov. 14, 2013)

SEASON
54 – 2009

MOST YARDS

GAME
284 (11) – vs. Notre Dame (Nov. 5, 1977)
ACC
236 (6) – vs. Duke (Oct. 27, 1990)

SEASON
1,176 – 2009

MOST YARDS PER RETURN

GAME
60.5 (2) – vs. Tulane (Oct. 26, 1957)
ACC
52.0 (3) – vs. Maryland (Oct. 31, 1998)

SEASON
26.9 – 1957

PUNT RETURNS

MOST RETURNS

GAME
9 – vs. The Citadel (Sept. 1, 2001)
ACC
8 – vs. Duke (Oct. 6, 2001), vs. Florida State
(Nov. 9, 2002), vs. Duke (Nov. 16, 2002)

SEASON
54 – 1952

MOST YARDS

GAME
294 (5) – vs. Navy (Oct. 23, 1965)
ACC
117 (6) – vs. Virginia (Oct. 17, 1998)

SEASON
564 – 1951

MOST YARDS PER RETURN

GAME
68.0 (2) – vs. South Carolina (Sept. 16, 1972)
ACC
42.0 (2) – vs. Virginia (Nov. 22, 2003),
vs. Miami (Sept. 22, 2012)

SEASON
23.0 – 1965

TURNOVERS

MOST TURNOVERS

GAME
10 – vs. Duke (Oct. 30, 1976)
ACC
8 – vs. Wake Forest (Nov. 21, 1987)

MOST FUMBLES

GAME
9 – at Miami (Nov. 21, 2015)
ACC
9 – at Miami (Nov. 21, 2015)

SEASON
51 – 1951

FEWEST FUMBLES

SEASON
11 – 1985

MOST FUMBLES LOST

GAME
6 – vs. Tennessee (Oct. 12, 1968)
ACC
4 – vs. Wake Forest (Nov. 19, 1994),
vs. North Carolina (Oct. 9, 1999),
vs. North Carolina (Nov. 17, 2007)

SEASON
4 – 1955

MOST OPPONENT FUMBLES

GAME
9 – vs. Clemson (Sept. 28, 1963)
ACC
7 – at Pittsburgh (Oct. 25, 2014)

SEASON
28 – 2010

MOST OPPONENT FUMBLES RECOVERED

GAME
6 – vs. Furman (Sept. 2, 1995), vs. Tulsa (Jan. 4, 2004),
at Pittsburgh (Oct. 25, 2014)
ACC
6 – at Pittsburgh (Oct. 25, 2014)

SEASON
15 – 2000, 2007

HIGHEST TURNOVER MARGIN

SEASON
18 – 2000

HIGHEST TURNOVER MARGIN PER GAME

SEASON
1.64 – 2000

SPECIAL TEAMS

MOST KICKS BLOCKED

GAME
2 – nine times, most recently:
vs. Ole Miss (2013)

MOST PUNTS BLOCKED

GAME
2 – vs. Tulane (Oct. 28, 1961), vs. UConn (Nov. 13, 2004)

MOST FIELD GOALS BLOCKED

GAME
2 – three times, most recently:
vs. Boston College (1991)

MOST PATs BLOCKED

GAME
2 – vs. Notre Dame (Nov. 18, 1967)

PENALTIES

MOST PENALTIES

GAME
19 – vs. Florida State (Sept. 9, 2000)
ACC
19 – vs. Florida State (Sept. 9, 2000)

SEASON
95 – 2000

FEWEST PENALTIES

GAME
0 – seven times, most recently:
vs. Alcorn State (Sept. 3, 2015)
ACC
0 – vs. Syracuse (Oct. 19, 2013)

SEASON
24 – 1964

MOST PENALTY YARDS

GAME
140 – vs. Florida State (Sept. 9, 2000)
ACC
140 – vs. Florida State (Sept. 9, 2000)

SEASON
792 – 2002

FEWEST PENALTY YARDS

GAME
0 – seven times, most recently:
vs. Alcorn State (Sept. 3, 2015)
ACC
0 – vs. Syracuse (Oct. 19, 2013)

SEASON
211 – 1964

TEAM RECORDS

DEFENSE

MOST INTERCEPTIONS

GAME

8 – vs. Saint Mary's (Jan. 1, 1947),
vs. Georgia (Dec. 1, 1951)

ACC

4 – seven times

SEASON

30 – 1969

MOST INTERCEPTION RETURN YARDS

GAME

173 (3) – vs. Elon (Aug. 31, 2013)

ACC

137 (4) – vs. Wake Forest (Nov. 17, 1990)

SEASON

437 – 1972

MOST SACKS

GAME

11 – vs. Maryland (Oct. 6, 1990),
vs. Maryland (Oct. 9, 1993)

ACC

11 – vs. Maryland (Oct. 6, 1990),
vs. Maryland (Oct. 9, 1993)

SEASON

45 – 1990, 1991

MOST SACK YARDS

GAME

70 (7) – vs. Tulsa (Jan. 4, 2004)

ACC

67 (10) – vs. Maryland (Oct. 9, 1993)

MOST TACKLES FOR LOSS

GAME

19 – vs. Notre Dame (Sept. 1, 2007)

ACC

17 – vs. Maryland (Nov. 22, 1997),
vs. Clemson (Sept. 29, 2001)

MOST TOTAL OFFENSE YARDS ALLOWED

GAME

667 – vs. Notre Dame (Nov. 5, 1977)

ACC

610 – vs. Duke (Nov. 15, 1997)

SEASON

5,758 – 2014

FEWEST TOTAL OFFENSE YARDS ALLOWED

GAME

32 – vs. Florida (Sept. 14, 1963)

ACC

82 – vs. Maryland (Oct. 9, 2004)

SEASON

1,513 – 1948

FEWEST YARDS ALLOWED PER GAME

SEASON

151.3 – 1948

MOST FIRST DOWNS ALLOWED

GAME

38 – vs. Duke (Oct. 31, 1987)

ACC

38 – vs. Duke (Oct. 31, 1987)

SEASON

300 – 2014

FEWEST FIRST DOWNS ALLOWED

GAME

2 – vs. Tulane (Oct. 21, 1933), vs. Duke (Oct. 29, 1955)

ACC

8 – vs. North Carolina (Oct. 5, 1985),
vs. North Carolina (Sept. 26, 2009)

SEASON

86 – 1948

MOST RUSHING YARDS ALLOWED

GAME

431 – vs. Georgia (Nov. 27, 1975)

ACC

342 – vs. North Carolina (Oct. 2, 1982),
vs. North Carolina (Oct. 8, 1994)

SEASON

2,732 – 1982

FEWEST RUSHING YARDS ALLOWED

GAME

-56 – vs. Tulsa (Jan. 4, 2004)

ACC

-30 – vs. Maryland (Sept. 28, 1995)

SEASON

749 – 1948

FEWEST YARDS ALLOWED PER GAME

SEASON

74.9 – 1948

MOST PASSING YARDS ALLOWED

GAME

501 – vs. Wake Forest (Nov. 4, 1995)

ACC

501 – vs. Wake Forest (Nov. 4, 1995)

SEASON

3,412 – 2014

FEWEST PASSING YARDS ALLOWED

GAME

-3 – vs. South Carolina (Nov. 19, 1949)

ACC

39 – vs. NC State (Oct. 1, 1994)

SEASON

334 – 1957

FEWEST YARDS ALLOWED PER GAME

SEASON

33.4 – 1957

MOST COMPLETIONS ALLOWED

GAME

43 – at Virginia (Oct. 26, 2013)

ACC

43 – at Virginia (Oct. 26, 2013)

SEASON

282 – 2014

FEWEST COMPLETIONS ALLOWED

GAME

0 – four times, most recently:
vs. Georgia (Nov. 27, 1974)

ACC

3 – vs. Clemson (Oct. 13, 1990),
vs. NC State (Oct. 1, 1994)

SEASON

31 – 1957

MOST OPPONENT PASS ATTEMPTS

GAME

65 – vs. Wake Forest (Nov. 4, 1995)

ACC

65 – vs. Wake Forest (Nov. 4, 1995)

SEASON

461 – 2006

FEWEST OPPONENT PASS ATTEMPTS

GAME

1 – vs. Alabama (Oct. 17, 1953),
vs. Kentucky (Sept. 20, 1958)

ACC

11 – vs. NC State (Oct. 1, 1994)

SEASON

73 – 1957

COMBINED TEAM RECORDS

SCORING

MOST POINTS SCORED

GAME
118 (68-50) – at North Carolina (Nov. 10, 2012)
ACC
118 (68-50) – at North Carolina (Nov. 10, 2012)

HISTORIC
222 (222-0) – vs. Cumberland (Oct. 7, 1916)

HALF
63 (1st) – vs. Florida State (Oct. 10, 2009),
vs. Western Carolina (Sept. 1, 2011)

ACC
63 (1st) – vs. Florida State (Oct. 10, 2009)

QUARTER
45 (4th) – vs. NC State (Oct. 1, 2011)

ACC
45 (4th) – vs. NC State (Oct. 1, 2011)

MOST TOUCHDOWNS

GAME
16 – at North Carolina (Nov. 10, 2012)
ACC
16 – at North Carolina (Nov. 10, 2012)

HALF
9 (1st) – vs. Florida State (Oct. 10, 2009),
vs. Western Carolina (Sept. 1, 2011)

ACC
9 (1st) – vs. Florida State (Oct. 10, 2009)

QUARTER
7 (4th) – vs. Virginia (Nov. 10, 2001)

ACC
7 (4th) – vs. Virginia (Nov. 10, 2001)

FEWEST TOUCHDOWNS

GAME
0 – 10 times, most recently:
vs. Wake Forest (Dec. 2, 2006)
ACC
0 – vs. Wake Forest (Dec. 2, 2006)

MOST FIELD GOALS

GAME
7 – vs. Western Carolina (Sept. 12, 1992),
vs. Georgia (Nov. 24, 2001)

ACC
6 – four times, most recently:
vs. Florida State (Oct. 24, 2015)

MOST FIELD GOALS ATTEMPTED

GAME
10 – vs. NC State (Oct. 3, 1992)
ACC
10 – vs. NC State (Oct. 3, 1992)

MOST FIELD GOALS MISSED

GAME
5 – six times, most recently:
vs. NC State (Oct. 20, 2001)
ACC
5 – vs. NC State (Oct. 3, 1992),
vs. Maryland (Oct. 31, 1998),
vs. NC State (Oct. 20, 2001)

MOST FIRST DOWNS

GAME
64 (27-37) – vs. Wake Forest (Nov. 21, 1998)
ACC
64 (27-37) – vs. Wake Forest (Nov. 21, 1998)

FEWEST FIRST DOWNS

GAME
15 (8-7) – vs. Florida (Sept. 14, 1963)
15 (4-11) – vs. Vanderbilt (Sept. 18, 1965)
ACC
21 (6-15) – vs. Virginia Tech (Sept. 24, 2005)

RUSHING

MOST YARDS

GAME
755 – vs. Kansas (Sept. 17, 2011)
ACC
663 – at Pittsburgh (Oct. 25, 2014)

FEWEST YARDS

GAME
58 – vs. Georgia (Nov. 27, 2004)
ACC
81 – vs. NC State (Oct. 4, 2003)

MOST ATTEMPTS

GAME
125 – vs. Auburn (Oct. 18, 1975)
ACC
109 – vs. Wake Forest (Nov. 13, 1982),
vs. Virginia (Oct. 13, 1984)

FEWEST ATTEMPTS

GAME
51 – vs. Samford (Sept. 9, 2006)
ACC
58 – vs. Wake Forest (Nov. 4, 1995),
vs. Virginia (Nov. 10, 2001)

PASSING

MOST YARDS

GAME
813 – vs. Virginia (Nov. 10, 2001)
ACC
813 – vs. Virginia (Nov. 10, 2001)

FEWEST YARDS

GAME
6 – vs. Georgia (Nov. 30, 1974)
ACC
146 – vs. Maryland (Nov. 3, 2012)

MOST COMPLETIONS

GAME
71 – vs. Virginia (Nov. 10, 2001)
ACC
71 – vs. Virginia (Nov. 10, 2001)

FEWEST COMPLETIONS

GAME
1 – vs. Georgia (Nov. 30, 1974)
ACC
11 – three times, most recently:
vs. Maryland (2012)

MOST ATTEMPTS

GAME
101 – vs. Virginia (Nov. 10, 2001),
vs. Virginia (Oct. 26, 2002)
ACC
101 – vs. Virginia (Nov. 10, 2001),
vs. Virginia (Oct. 26, 2002)

FEWEST ATTEMPTS

GAME
8 – vs. Auburn (Oct. 17, 1959),
vs. Georgia (Nov. 30, 1974),
vs. Georgia (Nov. 27, 1976)
ACC
21 – vs. Virginia Tech (Oct. 17, 2009)

MOST INTERCEPTIONS

GAME
9 – vs. Rice (Sept. 30, 1972)
ACC
7 – vs. Wake Forest (Nov. 21, 1987)

TOTAL OFFENSE

MOST YARDS

GAME
1,190 – at North Carolina (Oct. 18, 2014)
ACC
1,094 – vs. Duke (Oct. 30, 1993)

FEWEST YARDS

GAME
169 – vs. Florida (Sept. 14, 1963)
ACC
410 – vs. Maryland (Oct. 9, 2004)

MOST PLAYS

GAME
180 – vs. Georgia (Nov. 27, 1999)
ACC
169 – vs. Duke (Oct. 31, 1987)

FEWEST PLAYS

GAME
94 – vs. Kentucky (Sept. 20, 1958)
ACC
113 – vs. Virginia (Sept. 21, 2006)

COMBINED TEAM RECORDS

TURNOVERS

MOST TURNOVERS

GAME

13 – five times, most recently:
vs. Duke (1976)

ACC

10 – vs. NC State (Sept. 9, 1989),
vs. Wake Forest (Nov. 17, 1990)

FEWEST TURNOVERS

GAME

0 – 11 times, most recently:
vs. Kansas (Sept. 17, 2011)

ACC

0 – six times, most recently:
at Miami (Sept. 17, 2009)

MOST FUMBLES

GAME

12 – vs. Tennessee (Oct. 12, 1968),
vs. Penn State (Aug. 28, 1991)

ACC

11 – vs. Miami (Nov. 21, 2015)

MOST FUMBLES LOST

GAME

11 – vs. Tennessee (Oct. 12, 1968)

ACC

6 – vs. Maryland (Oct. 7, 1989),
vs. NC State (Sept. 8, 1990)

PENALTIES

MOST PENALTIES

GAME

34 – vs. Florida State (Sept. 9, 2000)

ACC

34 – vs. Florida State (Sept. 9, 2000)

FEWEST PENALTIES

GAME

2 – seven times, most recently:
vs. Wake Forest (Nov. 16, 1985)

ACC

2 – vs. Virginia (Oct. 13, 1984),
vs. Wake Forest (Nov. 16, 1985)

MOST PENALTY YARDS

GAME

254 – vs. Florida State (Sept. 9, 2000)

ACC

254 – vs. Florida State (Sept. 9, 2000)

TEAM SEASON LEADERS

GAMES

GAMES PLAYED

	GP	YEAR	W-L
1.	14	2006	9-5
	14	2009	11-3
	14	2012	7-7
	14	2014	11-3
5.	13	1991	8-5
	13	2001	8-5
	13	2002	7-6
	13	2003	7-6
	13	2008	9-4
	13	2010	6-7
	13	2011	8-5
	13	2013	7-6

GAMES WON

	W	YEAR	W-L
1.	12	1952	12-0
2.	11	1951	11-0-1
	11	1990	11-0-1
	11	2009	11-3
	11	2014	11-3
6.	10	1928	10-0
	10	1947	10-1
	10	1956	10-1
	10	1998	10-2

ACC GAMES WON

	W	YEAR	W-L
1.	7	1998	7-1
	7	2006	7-1
	7	2009	7-1
4.	6	1990	6-0-1
	6	2000	6-2
	6	2014	6-2

OFFENSE

TOTAL OFFENSE

	YPG	YARDS	GP	YEAR
1.	509.0	5,599	11	1999
2.	476.5	6,671	14	2014
3.	458.8	5,964	13	2011
4.	441.1	6,175	14	2012
5.	435.4	4,789	11	2000
6.	429.7	5,586	13	2013
7.	422.1	5,910	14	2009
8.	417.9	5,015	12	2001
9.	414.3	4,556	11	1984
10.	407.2	5,294	13	2010

RUSHING OFFENSE

	YPG	YARDS	GP	YEAR
1.	342.1	4,789	14	2014
2.	329.7	3,637	11	1975
3.	323.3	4,203	13	2010
4.	316.5	4,114	13	2011
5.	311.2	4,357	14	2012
6.	299.3	3,891	13	2013
7.	295.4	4,136	14	2009
8.	287.5	3,162	11	1974
9.	286.8	3,153	11	1977
10.	273.2	3,552	13	2008

PASSING OFFENSE

	YPG	YARDS	GP	YEAR
1.	283.4	3,117	11	1999
2.	278.9	3,347	12	2001
3.	271.1	2,982	11	2000
4.	245.6	2,702	11	1994
5.	237.6	2,376	10	1968
6.	234.5	2,580	11	1992
7.	215.5	2,370	11	1997
8.	212.3	2,547	12	1991
9.	211.1	2,744	13	2002
10.	207.7	2,284	11	1987

SCORING

SCORING OFFENSE

	PPG	PTS	GP	YEAR
1.	66.0	462	7	1918
2.	54.5	491	9	1917
3.	46.8	421	9	1916
4.	40.7	448	11	1999
5.	40.0	360	9	1921
6.	37.9	530	14	2014
7.	35.5	391	11	1998
8.	35.1	456	13	2013
9.	34.7	312	9	1920
10.	34.3	446	13	2011

DEFENSE

TOTAL DEFENSE

	YPG	YDS	GP	YEAR
1.	151.3	1,513	10	1948
2.	177.8	1,778	10	1957
3.	178.5	1,785	10	1961
4.	181.8	2,182	12	1952
5.	199.9	1,999	10	1955
6.	200.3	2,003	10	1956
7.	201.8	2,018	10	1958
8.	206.6	2,066	10	1966
9.	207.4	2,489	12	1951
10.	208.0	2,080	10	1963

RUSHING DEFENSE

	YPG	YDS	GP	YEAR
1.	74.9	749	10	1948
2.	91.2	1,003	11	1995
3.	94.5	1,039	11	2000
4.	94.9	949	10	1961
5.	100.2	1,002	10	1964
6.	100.5	1,307	13	2003
7.	102.4	1,024	10	1962
8.	103.9	1,247	12	2005
9.	104.6	1,255	12	2004
10.	104.8	1,467	14	2006

PASSING DEFENSE

	YPG	YDS	GP	YEAR
1.	33.4	334	10	1957
2.	57.1	571	10	1958
3.	58.7	587	10	1954
4.	65.8	658	10	1955
5.	69.0	828	12	1953
6.	71.9	719	10	1956
7.	72.5	870	12	1952
8.	74.3	743	10	1963
9.	76.4	764	10	1948
10.	80.8	808	10	1949

SCORING DEFENSE

	PPG	PTS	GP	YEAR
1.	1.0	5	5	1901
2.	1.8	16	9	1920
3.	1.9	17	9	1917
4.	2.2	20	9	1916
5.	2.3	21	9	1911
6.	3.0	24	8	1915
7.	3.3	33	10	1919
	3.3	33	10	1956
9.	3.4	34	10	1904
10.	3.9	39	10	1927

TURNOVERS

TURNOVER MARGIN

	AVG	+/-	DIFF.	GP	YEAR
1.	+1.64	+18	30/12	11	2000
2.	+1.50	+15	31/16	10	1956
3.	+1.45	+16	46/30	11	1953
4.	+1.27	+14	40/26	11	1990
5.	+1.20	+12	25/13	10	1955
6.	+1.18	+13	31/18	11	1986
7.	+1.09	+12	34/22	11	1973
8.	+1.00	+11	30/19	11	1984

TEAM GAME LEADERS

SCORING

MOST POINTS SCORED

GAME	PTS	OPPONENT	DATE
1.	70	Navy	Sept. 8, 2001
	70	Elon	Aug. 31, 2013
3.	69	Samford	Sept. 8, 2007
	69	Alcorn State	Sept. 3, 2015
5.	68	at North Carolina	Nov. 10, 2012
6.	66	at Kansas	Sept. 17, 2011
	66	Alabama A&M	Nov. 23, 2013
8.	65	Tulane	Sept. 12, 2015
9.	63	Wake Forest	Nov. 21, 1998
	63	Western Carolina	Sept. 1, 2011

HISTORIC

PTS	OPPONENT	DATE
1. 222	Cumberland	Oct. 7, 1916
2. 128	NC State	Nov. 18, 1918
3. 123	11th Cavalry	Oct. 19, 1918
4. 118	Furman	Oct. 12, 1918
5. 105	Mercer	Oct. 10, 1914

HALF

PTS	OPPONENT	DATE
1. 52	1st Alabama A&M	Nov. 23, 2013
2. 48	1st Alcorn State	Sept. 3, 2015
3. 45	1st Samford	Sept. 8, 2007
4. 42	1st Navy	Sept. 8, 2001
	2nd vs. Tulsa	Jan. 4, 2004
	1st Western Carolina	Sept. 1, 2011
	2nd at Kansas	Sept. 17, 2011
	1st Elon	Aug. 31, 2013
9. 40	2nd at North Carolina	Nov. 10, 2012
10. 38	2nd Texas A&M	Sept. 17, 1966
	1st Duke	Sept. 26, 1996

QUARTER

PTS	OPPONENT	DATE
1. 34	1st Alcorn State	Sept. 3, 2015
2. 32	4th Chattanooga	Nov. 9, 1985
3. 31	2nd Vanderbilt	Aug. 31, 2002
4. 30	3rd at North Carolina	Nov. 10, 2012
5. 28	Eight times, most recently:	
	2nd Alabama A&M	Nov. 23, 2013

HOME GAMES

PTS	OPPONENT	DATE
1. 70	Elon	Aug. 31, 2013
2. 69	Samford	Sept. 8, 2007
	Alcorn State	Sept. 3, 2015
4. 66	Kansas	Sept. 17, 2011
	Alabama A&M	Nov. 23, 2013
6. 65	Tulane	Sept. 12, 2015
7. 63	Wake Forest	Nov. 21, 1998
	Western Carolina	Sept. 1, 2011
9. 59	NC State	Oct. 11, 1986
	Presbyterian	Sept. 8, 2012

ROAD GAMES

PTS	OPPONENT	DATE
1. 70	at Navy	Sept. 8, 2001
2. 68	at North Carolina	Nov. 10, 2012
3. 56	at Vanderbilt	Oct. 31, 2009
	56 at Pittsburgh	Oct. 25, 2014
	56 at NC State	Nov. 8, 2014
6. 49	at Navy	Sept. 4, 1999
	49 at Florida State	Oct. 10, 2009
	49 at Duke	Nov. 14, 2009
	49 at Middle Tennessee	Sept. 10, 2011
	49 vs. Mississippi State	Dec. 31, 2014

VS. RANKED OPPONENTS

PTS	OPPONENT	DATE
1. 59	(17) NC State	Oct. 11, 1986
2. 51	(16) Georgia (OT)	Nov. 27, 1999
3. 49	vs. (7) Mississippi State	Dec. 31, 2014
4. 47	(23) NC State	Oct. 10, 1998
5. 45	vs. (13) Nebraska	Jan. 1, 1991
	45 at (13) Georgia	Nov. 29, 2008
7. 41	at (1) Virginia	Nov. 3, 1990
	41 (6) Virginia	Oct. 17, 1998
	41 (23) Miami	Nov. 20, 2008
10. 40	(15) Tulane	Oct. 27, 1956

FEWEST POINTS SCORED

PTS	OPPONENT	DATE
1. 0	many times, most recently:	
	at Florida State	Oct. 18, 1997

IN A WIN

PTS	OPPONENT	DATE
1. 6	LSU	Oct. 8, 1960
	6 Tennessee	Oct. 8, 1966
	6 Georgia	Nov. 29, 1969
	6 South Carolina	Oct. 7, 1978
	6 Virginia Tech	Nov. 10, 1990
6. 7	Duke	Nov. 3, 1956
	7 Auburn	Oct. 21, 1961
	7 Alabama	Nov. 17, 1962
	7 Auburn	Oct. 17, 1964
	7 Tulane	Oct. 24, 1964
	7 Maryland	Oct. 23, 2003
	7 North Carolina	Nov. 11, 2006

IN A TIE GAME

PTS	OPPONENT	DATE
1. 14	Florida State	Nov. 10, 1962
2. 17	Furman	Sept. 13, 1986
3. 20	Virginia	Oct. 13, 1984
4. 24	Clemson	Sept. 25, 1976
5. 36	Rice	Sept. 30, 1972

HOME GAME

PTS	OPPONENT	DATE
1. 0	Tennessee	Nov. 10, 1956
	0 SMU	Sept. 28, 1957
	0 Auburn	Oct. 19, 1957
	0 Florida	Nov. 23, 1957
	0 Georgia	Nov. 30, 1957
6. 3	11 times	

ROAD GAME

PTS	OPPONENT	DATE
1. 0	16 times, most recently:	
	Florida State	Oct. 18, 1997

VS. UNRANKED OPPONENT

PTS	OPPONENT	DATE
1. 0	Florida	Nov. 23, 1957
	0 Georgia	Nov. 30, 1957
	0 Kentucky	Sept. 20, 1958
	0 SMU	Oct. 25, 1958
	0 LSU	Oct. 7, 1961
	0 Georgia	Nov. 28, 1964
	0 Duke	Nov. 2, 1974
	0 South Carolina	Sept. 10, 1977
	0 Tennessee	Oct. 13, 1979
	0 Auburn	Oct. 16, 1982
	0 NC State	Oct. 3, 1987

LARGEST DEFICIT OVERCOME FOR WIN

DEF	OPPONENT	DATE
1. 21	17-38 Virginia	Oct. 17, 1998
2. 16	12-28 Georgia	Nov. 29, 2008
3. 14	0-14 Auburn	Oct. 19, 1968
	14 7-21 Maryland	Oct. 7, 1989
	14 14-28 Virginia	Nov. 3, 1990
	14 7-21 Wake Forest	Nov. 13, 1993
7. 13	0-13 Tulane	Oct. 24, 1959
	13 19-6 NC State	Nov. 11, 1995
	13 0-13 North Carolina (OT)	Oct. 9, 1999
	13 7-20 North Carolina	Sept. 21, 2013

LARGEST HALFTIME DEFICIT OVERCOME, WIN

DEF	OPPONENT	DATE
1. 16	12-28 Georgia	Nov. 29, 2008
2. 14	14-28 Virginia	Nov. 3, 1990
	14 17-31 Virginia	Oct. 17, 1998
4. 10	7-17 Wake Forest	Sept. 20, 1997
5. 9	7-16 Wake Forest	Nov. 4, 1995
6. 8	7-15 Clemson	Sept. 27, 1975
7. 7	14 times	

LARGEST LEAD BLOWN, LOSS

LD	OPPONENT	DATE
1. 21	21-0 North Carolina	Oct. 3, 2015
2. 20	20-0 Georgia	Dec. 2, 1978
	20 20-0 Georgia (OT)	Nov. 30, 2013
4. 18	35-17 vs. West Virginia	Jan. 1, 2007
5. 17	27-10 Auburn	Oct. 18, 1975
	17 20-3 North Carolina	Sept. 19, 1987
	17 24-7 Virginia	Nov. 6, 1999
	17 36-19 Miami (OT)	Sept. 22, 2012
9. 15	15-0 Alabama	Nov. 12, 1960
	15 24-9 Duke	Oct. 29, 1977

LARGEST HALFTIME LEAD BLOWN, LOSS

LD	OPPONENT	DATE
1. 17	20-3 North Carolina	Sept. 19, 1987
2. 15	15-0 Alabama	Nov. 12, 1960
3. 14	14-0 Georgia	Nov. 23, 1995
4. 13	20-7 Georgia	Dec. 2, 1978
	13 13-0 NC State (OT)	Sept. 21, 2000
	13 20-7 Virginia	Nov. 10, 2001
	13 20-7 Georgia (OT)	Nov. 30, 2013
8. 11	21-10 North Carolina	Oct. 1, 1983
	11 14-3 vs. LSU	Dec. 29, 2000
	11 28-17 vs. West Virginia	Jan. 1, 2007

LARGEST FIRST-QUARTER LEAD

LD	OPPONENT	DATE
1. 34	34-0 Alcorn State	Sept. 3, 2015
2. 28	28-0 Samford	Sept. 8, 2007
	28 28-0 Western Carolina	Sept. 1, 2011
	28 28-0 Elon	Aug. 31, 2013
	28 28-0 at Pittsburgh	Oct. 25, 2014
6. 24	24-0 Alabama A&M	Nov. 23, 2013
7. 21	11 times	

RECORDS

TEAM GAME LEADERS

LARGEST HALFTIME LEAD

	LD	OPPONENT	DATE
1.	52 52-0	Alabama A&M	Nov. 23, 2013
2.	48 48-0	Alcorn State	Sept. 3, 2015
2.	45 45-0	Samford	Sept. 8, 2007
3.	42 42-0	Navy	Sept. 8, 2001
	42 42-0	Elon	Aug. 31, 2013
5.	38 38-0	Duke	Sept. 26, 1996
6.	31 34-3	The Citadel	Sept. 22, 1984
	31 31-0	South Carolina	Oct. 15, 1988
	31 31-0	Vanderbilt	Aug. 31, 2002
9.	30 30-0	Furman	Sept. 11, 1993
10.	29	two times	

LARGEST MARGIN OF VICTORY, ALL GAMES

	MAR	OPPONENT	DATE	
1.	70	70-0	Elon	Aug. 31, 2013
2.	63	70-7	Navy	Sept. 8, 2001
	63	69-6	Alcorn State	Sept. 3, 2015
4.	59	66-7	Alabama A&M	Nov. 23, 2013
5.	56	59-3	Presbyterian	Sept. 8, 2012
	56	56-0	Syracuse	Oct. 19, 2013
7.	55	69-14	Samford	Sept. 8, 2007
	55	65-10	Tulane	Sept. 3, 2015
9.	53	53-0	Davidson	Sept. 19, 1953
10.	48	54-6	The Citadel	Sept. 20, 1952

LARGEST MARGIN OF VICTORY, HISTORIC

	MAR	OPPONENT	DATE	
1.	222	222-0	Cumberland	Oct. 7, 1916
2.	128	128-0	NC State	Nov. 10, 1918
3.	123	123-0	11th Cavalry	Oct. 19, 1918
4.	118	118-0	Furman	Oct. 12, 1918
5.	105	105-0	Mercer	Oct. 10, 1914

LARGEST MARGIN OF VICTORY, ACC GAME

	MAR	OPPONENT	DATE	
1.	56	56-0	Syracuse	Oct. 19, 2013
2.	39	49-10	Duke	Nov. 14, 2009
3.	38	45-7	Wake Forest	Nov. 13, 1982
	38	59-21	NC State	Oct. 11, 1986
	38	38-0	Maryland	Oct. 9, 1993

LARGEST MARGIN OF VICTORY, POSTSEASON GAME

	MAR	OPPONENT	DATE	
1.	42	52-10	Tulsa	Jan. 4, 2004
2.	37	51-14	Syracuse	Dec. 21, 2004
3.	24	45-21	Nebraska	Jan. 1, 1991
4.	15	49-34	Mississippi State	Dec. 31, 2014
5.	14	21-7	USC	Dec. 31, 2012
6.	10	31-21	Texas Tech	Dec. 31, 1965
	10	24-14	Stanford	Dec. 27, 2001

LARGEST MARGIN OF DEFEAT, ALL GAMES

	MAR	OPPONENT	DATE	
1.	55	14-69	Notre Dame	Nov. 5, 1977
2.	51	0-51	Florida State	Oct. 2, 1993
3.	46	3-49	Florida State	Nov. 2, 1996
4.	44	7-51	Georgia	Nov. 30, 2002
	44	7-51	Virginia Tech	Sept. 24, 2005
6.	42	7-49	Miami	Nov. 10, 1967
7.	41	0-41	North Carolina	Oct. 2, 1982
8.	39	8-47	Georgia	Nov. 30, 1968
9.	38	7-45	Alabama	Sept. 11, 1982
	38	3-41	North Carolina	Oct. 16, 1993
	38	10-48	Georgia	Nov. 25, 1994
	38	0-38	Florida State	Oct. 18, 1997

LARGEST MARGIN OF DEFEAT, HISTORIC

	MAR	OPPONENT	DATE	
1.	94	0-94	Auburn	Nov. 17, 1894
2.	73	0-73	Clemson	Oct. 17, 1903
3.	63	0-63	Auburn	Oct. 14, 1899
4.	54	0-54	Vanderbilt	Nov. 16, 1907

LARGEST MARGIN OF DEFEAT, ACC GAME

	MAR	OPPONENT	DATE	
1.	51	0-51	Florida State	Oct. 2, 1993
2.	46	3-49	Florida State	Nov. 2, 1996
3.	44	7-51	Virginia Tech	Sept. 24, 2005
4.	41	0-41	North Carolina	Oct. 2, 1982
5.	38	3-41	North Carolina	Oct. 16, 1993
	38	0-38	Florida State	Oct. 18, 1997

LARGEST MARGIN OF DEFEAT, POSTSEASON GAME

	MAR	OPPONENT	DATE	
1.	35	3-38	LSU	Dec. 31, 2008
2.	28	10-38	Utah	Dec. 29, 2005
3.	20	21-41	Purdue	Dec. 25, 1978
4.	15	15-30	Penn State	Dec. 30, 1961
	15	12-27	Florida	Jan. 2, 1967
	15	13-28	Miami	Jan. 1, 2000

MOST POINTS, LOSS

	PTS	OPPONENT	DATE
1.	44 (47)	Clemson (OT)	Sept. 29, 2001
2.	43 (48)	at North Carolina	Oct. 18, 2014
3.	38 (45)	Virginia	Nov. 6, 1999
	38 (39)	Virginia	Nov. 10, 2001
5.	36 (42)	Miami (OT)	Sept. 22, 2012
6.	35 (41)	Florida State	Sept. 11, 1999
	35 (38)	vs. West Virginia	Jan. 1, 2007
	35 (37)	vs. Florida State	Dec. 6, 2014
9.	34 (48)	Auburn	Oct. 20, 1984
	34 (42)	at Georgia	Nov. 27, 2010
	34 (41)	Georgia (OT)	Nov. 30, 2013

TOUCHDOWNS

MOST TOUCHDOWNS SCORED, GAME

	TD	OPPONENT	DATE
1.	10	Navy	Sept. 8, 2001
	10	Elon	Aug. 31, 2013
	10	Alcorn State	Sept. 3, 2015
4.	9	Wake Forest	Nov. 21, 1998
	9	Samford	Sept. 8, 2007
	9	Western Carolina	Sept. 1, 2011
	9	Kansas	Sept. 17, 2011
	9	North Carolina	Nov. 10, 2012
	9	Alabama A&M	Nov. 23, 2013
	9	Tulane	Sept. 3, 2015

MOST TOUCHDOWNS SCORED, QUARTER

	TD	OPPONENT	DATE
1.	5	1st Alcorn State	Sept. 3, 2015
2.	4	4th Texas A&M	Sept. 17, 1966
	4	4th Georgia	Nov. 27, 1975
	4	4th Chattanooga	Nov. 9, 1985
	4	2nd NC State	Oct. 10, 1998
	4	2nd Vanderbilt	Aug. 31, 2002
	4	3rd Duke	Oct. 15, 2005
	4	1st Samford	Sept. 8, 2007
	4	1st Western Carolina	Sept. 1, 2011
	4	3rd Kansas	Sept. 17, 2011
	4	3rd North Carolina	Nov. 10, 2012
	4	1st Elon	Aug. 31, 2013
	4	2nd Alabama A&M	Nov. 23, 2013
	4	1st at Pittsburgh	Oct. 25, 2014

MOST TOUCHDOWNS SCORED, HALF

	TD	OPPONENT	DATE
1.	7	1st Alabama A&M	Nov. 23, 2013
	7	1st Alcorn State	Sept. 3, 2015
3.	6	1st Elon	Aug. 31, 2013
	6	2nd Kansas	Sept. 17, 2011
	6	1st Western Carolina	Sept. 1, 2011
	6	1st Samford	Sept. 8, 2007
	6	2nd Tulsa	Jan. 4, 2004
	6	1st Navy	Sept. 8, 2001
9.	5	16 times, most recently:	
	2nd	Tulane	Sept. 12, 2015

FEWEST TOUCHDOWNS SCORED

	TD	OPPONENT	DATE
1.	0	Several times, most recently: vs. LSU	Dec. 31, 2008

MOST RUSHING TOUCHDOWNS, GAME

	TD	OPPONENT	DATE
1.	9	Samford	Sept. 8, 2007
	9	Alcorn State	Sept. 3, 2015
3.	8	Alabama A&M	Nov. 23, 2013
4.	7	Wake Forest	Nov. 12, 1983
	7	vs. Tulsa	Jan. 4, 2004
	7	Kansas	Sept. 17, 2011
	7	Virginia	Sept. 15, 2012
	7	North Carolina	Nov. 10, 2012
	7	Syracuse	Oct. 19, 2013
	7	at Pittsburgh	Oct. 25, 2014

MOST PASSING TOUCHDOWNS, GAME

	TD	OPPONENT	DATE
1.	5	Rice	Sept. 30, 1972
	5	Clemson	Nov. 13, 1999
	5	Duke	Nov. 18, 2006
4.	4	Maryland	Oct. 7, 1989
	4	Georgia	Dec. 1, 1990
	4	Notre Dame	Jan. 1, 1999
	4	Florida State	Sept. 11, 1999
	4	Georgia (OT)	Nov. 27, 1999
	4	Wake Forest	Oct. 14, 2000
	4	North Carolina	Nov. 15, 2003
	4	Clemson	Sept. 11, 2004
	4	NC State	Nov. 4, 2006
	4	at Duke	Sept. 14, 2013

MOST DEFENSIVE TOUCHDOWNS, GAME

	TD	OPPONENT	DATE
1.	2	FR/BPR Tulane	Oct. 28, 1961
	2	IR/IR Tulane	Oct. 22, 1966
	2	FR/IR Tulane	Oct. 24, 1970
	2	FR/IR Wake Forest	Nov. 17, 1990
	2	FR/IR Duke	Sept. 26, 1996
	2	BPR/FR NC State	Oct. 10, 1998
	2	IR/IR Samford	Sept. 9, 2006
	2	IR/IR Elon	Aug. 31, 2013
	2	IR/IR at NC State	Nov. 8, 2014

TEAM GAME LEADERS

MOST NON-OFFENSIVE TOUCHDOWNS

TD	OPPONENT	DATE
1.	2 FR/BPR Tulane	Oct. 28, 1961
	2 PR/PR Navy	Oct. 23, 1965
	2 IR/PR Vanderbilt	Sept. 24, 1966
	2 IR/IR Tulane	Oct. 22, 1966
	2 BPR/PR Duke	Oct. 29, 1966
	2 FR/IR Tulane	Oct. 24, 1970
	2 IR/PR The Citadel	Sept. 30, 1978
	2 FR/IR Wake Forest	Nov. 17, 1990
	2 FR/IR Duke	Sept. 26, 1996
	2 BPR/FR NC State	Oct. 10, 1998
	2 PR/FR Virginia	Oct. 17, 1998
	2 KR/FR Maryland	Oct. 31, 1998
	2 FR/PR Wake Forest	Nov. 21, 1998
	2 FR/FR Navy	Sept. 8, 2001
	2 IR/IR Samford	Sept. 9, 2006
	2 IR/KR BYU	Oct. 27, 2012
	2 IR/IR Elon	Aug. 31, 2013
	2 IR/FR at NC State	Nov. 8, 2014

MOST FIELD GOALS MADE, GAME

FG	OPPONENT	DATE
1.	5 The Citadel	Sept. 18, 1982
2.	4 Navy	Nov. 17, 1973
	4 Florida State	Oct. 17, 1992
	4 Clemson (OT)	Sept. 29, 2001
	4 Notre Dame	Sept. 1, 2007
	4 Clemson	Dec. 5, 2009
7.	3 35 times, most recently: Florida State	Oct. 24, 2015

MOST FIELD GOALS MADE, QUARTER

FG	OPPONENT	DATE
1.	3 3rd The Citadel	Sept. 18, 1982
	3 2nd NC State	Oct. 4, 2003
3.	2 54 times	

MOST FIELD GOALS MADE, HALF

FG	OPPONENT	DATE
1.	4 2nd The Citadel	Sept. 18, 1982
2.	3 1st Rice	Sept. 24, 1960
	3 1st Clemson	Oct. 14, 1989
	3 1st Clemson	Oct. 28, 2000
	3 1st Virginia	Oct. 26, 2002
	3 1st NC State	Oct. 4, 2003
	3 1st Notre Dame	Sept. 1, 2007
	3 1st Clemson	Dec. 5, 2009

MOST FIELD GOALS MADE, WITHOUT MISS

FG	OPPONENT	DATE
1.	5 The Citadel	Sept. 18, 1982
2.	4 Navy	Nov. 17, 1973

MOST FIELD GOALS MISSED, GAME

FG	OPPONENT	DATE
1.	5 NC State	Oct. 20, 2001
2.	4 Duke	Nov. 1, 1958
	4 Maryland	Oct. 31, 1998
4.	3 15 times	

MOST FIELD GOALS MISSED, HALF

FG	OPPONENT	DATE
1.	3 2nd Georgia	Nov. 29, 1969
	3 1st Duke	Oct. 30, 1982
	3 2nd NC State	Oct. 20, 2001
4.	2 42 times, most recently: 1st Notre Dame	Sept. 19, 2015

MOST FIELD GOALS ATTEMPTED, GAME

FG	OPPONENT	DATE
1.	7 NC State	Oct. 20, 2001
2.	6 Navy	Nov. 18, 1972
3.	5 Duke	Nov. 1, 1958
	5 VMI	Nov. 10, 1973
	5 The Citadel	Sept. 18, 1982
	5 Clemson	Sept. 25, 1993
	5 Wake Forest	Sept. 14, 1996
	5 Maryland	Oct. 31, 1998
	5 Notre Dame	Sept. 1, 2007
	5 vs. Utah (OT)	Dec. 31, 2011

MOST FIELD GOALS ATTEMPTED, QUARTER

FG	OPPONENT	DATE
1.	3 4th South Carolina	Oct. 7, 1978
	3 3rd The Citadel	Sept. 18, 1982
	3 4th Wake Forest	Sept. 14, 1996
	3 1st Florida State	Nov. 2, 1996
	3 4th Notre Dame	Sept. 6, 1997
	3 3rd vs. Miami	Jan. 1, 2000
	3 2nd North Carolina	Nov. 1, 2001
	3 2nd NC State	Oct. 4, 2003
	3 1st Notre Dame	Sept. 1, 2007

MOST FIELD GOALS ATTEMPTED, HALF

FG	OPPONENT	DATE
1.	4 2nd The Citadel	Sept. 18, 1982
	4 1st Clemson	Sept. 25, 1993
	4 2nd Wake Forest	Sept. 14, 1996
	4 2nd NC State	Oct. 20, 2001
	4 1st NC State	Oct. 4, 2003
	4 1st Notre Dame	Sept. 1, 2007
7.	3 29 times	

MOST PATs MADE

PAT	OPPONENT	DATE
1.	10 Navy	Sept. 8, 2001
	10 Elon	Aug. 31, 2013
3.	9 Wake Forest	Nov. 21, 1998
	9 Samford	Sept. 8, 2007
	9 Western Carolina	Sept. 1, 2011
	9 Kansas	Sept. 17, 2011
	9 Alabama A&M	Nov. 23, 2013
	9 Alcorn State	Sept. 3, 2015
	9 Tulane	Sept. 12, 2015
10.	8 eight times	

MOST PATs ATTEMPTED

PAT	OPPONENT	DATE
1.	10 Navy	Sept. 8, 2001
	10 Elon	Aug. 31, 2013
	10 Alcorn State	Sept. 3, 2015
4.	9 Wake Forest	Nov. 21, 1998
	9 Samford	Sept. 8, 2007
	9 Western Carolina	Sept. 1, 2011
	9 Kansas	Sept. 17, 2011
	9 Alabama A&M	Nov. 23, 2013
	9 Tulane	Sept. 12, 2015
10.	8 eight times	

MOST PATs MISSED

PAT	OPPONENT	DATE
1.	3 LSU	Oct. 13, 1956
	3 Tennessee	Oct. 11, 1958
	3 Duke	Oct. 30, 1993
4.	2 six times	

TWO-POINT CONVERSIONS ATTEMPTED

2P	OPPONENT	DATE
1.	4 (1) Georgia	Nov. 27, 1975
2.	3 (3) Duke	Nov. 2, 1968
	3 (1) Notre Dame	Nov. 15, 1969
	3 (0) vs. Mississippi	Dec. 30, 1971
	3 (0) Clemson (OT)	Sept. 29, 2001
	3 (0) Virginia	Nov. 10, 2001
	3 (2) at Georgia	Nov. 29, 2008
8.	2 18 times	

SAFETIES SCORED

SAF	OPPONENT	DATE
1.	1 Tulane	Oct. 28, 1961
	1 vs. Texas Tech	Dec. 31, 1965
	1 Florida State	Sept. 19, 1970
	1 Florida State	Nov. 13, 1971
	1 Navy	Nov. 16, 1974
	1 Chattanooga	Nov. 9, 1985
	1 Wake Forest	Nov. 18, 1989
	1 Boston College	Sept. 14, 1991
	1 Georgia	Nov. 30, 1991
	1 NC State	Oct. 10, 1998
	1 Syracuse	Dec. 21, 2004
	1 Boston College	Sept. 6, 2008
	1 Tulane	Sept. 12, 2015

SAFETIES ALLOWED

SAF	OPPONENT	DATE
1.	2 South Carolina	Sept. 11, 1971
2.	1 24 times, most recently: Clemson	Oct. 10, 2015

LONGEST KICKOFF RETURN FOR TOUCHDOWN

YDS	OPPONENT	DATE
1.	100 Maryland	Oct. 31, 1998
	100 North Carolina	Nov. 10, 2012
3.	99 NC State	Oct. 11, 1986
4.	97 Notre Dame	Nov. 5, 1977
	97 Auburn	Oct. 21, 1978
	97 BYU	Oct. 27, 2012
7.	95 Georgia	Nov. 30, 1985
8.	93 Tennessee	Nov. 5, 1960
	93 Tulane	Oct. 27, 1962
10.	91 Tulane	Oct. 26, 1957

MOST PUNT RETURNS FOR TOUCHDOWN

PR	OPPONENT	DATE
1.	2 Navy	Oct. 23, 1965
2.	1 20 times	

LONGEST PUNT RETURN FOR TOUCHDOWN

YDS	OPPONENT	DATE
1.	95 South Carolina	Sept. 16, 1972
2.	87 Auburn	Oct. 20, 1956
3.	86 Navy	Oct. 23, 1965
4.	85 Clemson	Sept. 10, 2009
5.	80 Virginia	Nov. 22, 2003
6.	78 Vanderbilt	Sept. 18, 1965
7.	77 Navy	Oct. 23, 1965
8.	75 Auburn	Oct. 20, 1962
9.	74 Tennessee	Oct. 11, 1958
10.	73 North Carolina	Nov. 15, 2003

TEAM GAME LEADERS

LONGEST FUMBLE RETURN FOR TOUCHDOWN

YDS	OPPONENT	DATE
1. 90	Wake Forest	Nov. 21, 1998
2. 60	Duke	Sept. 26, 1996
3. 54	Duke	Oct. 3, 1998
4. 43	at NC State	Nov. 8, 2014
5. 42	North Carolina	Sept. 26, 1998
6. 40	Mississippi State	Oct. 3, 2009
7. 38	Virginia Tech	Sept. 30, 2006
8. 34	Virginia	Oct. 17, 1998
9. 32	Furman	Sept. 11, 1993
32	Maryland	Oct. 6, 2007

MOST BLOCKED KICKS

BLK	OPPONENT	DATE
1. 2	P/PAT Tulane	Oct. 26, 1957
2	P/PAT Rice	Sept. 24, 1960
2	P/P Tulane	Oct. 28, 1961
2	PAT/PAT Notre Dame	Nov. 18, 1967
2	FG/FG Auburn	Oct. 18, 1969
2	FG/FG Georgia	Nov. 27, 1975
2	FG/FG Boston College	Sept. 14, 1991
2	P/P Connecticut	Nov. 13, 2004
2	FG/PAT vs. Mississippi	Dec. 30, 2013

TOTAL OFFENSE

MOST FIRST DOWNS

FD	OPPONENT	DATE
1. 34	Virginia	Nov. 9, 2000
2. 32	at Georgia	Nov. 27, 2010
32	at Georgia	Nov. 29, 2014
4. 31	The Citadel	Sept. 22, 1984
31	Clemson	Oct. 28, 2000
6. 30	NC State	Oct. 11, 1986
30	NC State	Oct. 30, 1999
30	Boston College	Oct. 20, 2012
30	at NC State	Nov. 8, 2014
10. 29	14 times, most recently: at North Carolina	Oct. 18, 2014

MOST FIRST DOWNS BY RUSHING

FD	OPPONENT	DATE
1. 27	at Georgia	Nov. 29, 2014
2. 26	VMI	Oct. 11, 1975
26	at Georgia	Nov. 27, 2010
4. 25	South Carolina	Sept. 14, 1974
25	Virginia	Oct. 2, 1976
6. 24	Middle Tennessee	Sept. 10, 2011
24	Boston College	Oct. 20, 2012
24	at NC State	Nov. 8, 2014
9. 23	Texas Tech	Dec. 31, 1965
23	Auburn	Oct. 18, 1975
23	Clemson	Dec. 5, 2009
23	Virginia	Oct. 9, 2010
23	at Pittsburgh	Oct. 25, 2014

MOST FIRST DOWNS BY PASSING

FD	OPPONENT	DATE
1. 22	Clemson	Oct. 28, 2000
22	Virginia	Nov. 10, 2001
3. 18	Duke	Oct. 16, 1999
4. 17	Rice	Sept. 30, 1972
17	Virginia	Oct. 15, 1994
6. 16	Maryland	Oct. 22, 1994
16	Virginia	Nov. 9, 2000
16	Maryland	Oct. 17, 2002
16	Virginia	Oct. 26, 2002
16	NC State	Oct. 4, 2003
16	NC State	Oct. 6, 2005

MOST FIRST DOWNS BY PENALTY

FD	OPPONENT	DATE
1. 5	Duke	Nov. 16, 2002
5	South Carolina State	Sept. 4, 2010
5	Virginia Tech	Nov. 12, 2015
4. 4	22 times	

FEWEST FIRST DOWNS

FD	OPPONENT	DATE
1. 4	Vanderbilt	Sept. 18, 1965
2. 5	Georgia	Nov. 28, 1964
3. 6	Rice	Sept. 24, 1960
6	Alabama	Nov. 18, 1961
6	Notre Dame	Nov. 14, 1970
6	North Carolina	Oct. 4, 1980
6	Virginia Tech	Sept. 24, 2005
8. 7	Florida	Nov. 23, 1957
7	Kentucky	Sept. 19, 1959
7	Duke	Oct. 29, 1960
7	Auburn	Oct. 21, 1967
7	Notre Dame	Nov. 8, 1975

FEWEST FIRST DOWNS BY RUSHING

FD	OPPONENT	DATE
1. 0	Miami	Sept. 28, 1968
0	North Carolina	Oct. 4, 1980
0	Arizona	Sept. 1, 1994
4. 1	Florida State	Nov. 5, 1994
1	Virginia	Oct. 5, 1996
6. 2	Alabama	Nov. 18, 1961
2	Notre Dame	Nov. 16, 1968
2	Notre Dame	Nov. 14, 1970
2	Georgia	Nov. 24, 1979
2	Clemson	Sept. 26, 1987
2	Virginia	Oct. 15, 1994
2	Virginia Tech	Sept. 24, 2005

FEWEST FIRST DOWNS BY PASSING

FD	OPPONENT	DATE
1. 0	17 times, most recently: South Carolina State, Sept. 4, 2010	

BIGGEST FIRST-DOWN MARGIN

MAR	OPPONENT	DATE
1. 22	28-6 Texas A&M	Sept. 17, 1966
2. 21	26-5 Tulane	Oct. 27, 1956
21	31-10 The Citadel	Sept. 22, 1984
4. 19	29-10 Wake Forest	Sept. 14, 1996
19	34-15 Virginia	Nov. 9, 2000
6. 18	29-11 Virginia	Oct. 2, 1976
7. 17	22-5 Miami	Sept. 26, 1964
17	26-9 Navy	Nov. 7, 1970
17	27-10 VMI	Oct. 11, 1975
17	23-6 Connecticut	Sept. 17, 2005

MOST TOTAL OFFENSE YARDS, GAME

YDS	OPPONENT	DATE
1. 768	Kansas	Sept. 17, 2011
2. 712	Presbyterian	Sept. 8, 2012
3. 662	Western Carolina	Sept. 1, 2011
4. 627	Virginia	Nov. 9, 2000
5. 623	The Citadel	Sept. 22, 1984
6. 612	at Pittsburgh	Oct. 25, 2014
7. 611	at North Carolina	Oct. 18, 2014
8. 610	Maryland	Oct. 9, 1993
9. 600	VMI	Oct. 11, 1975
10. 597	Vanderbilt	Oct. 31, 2009

MOST TOTAL OFFENSE YARDS, HALF

YDS	OPPONENT	DATE
1. 431	2nd Kansas	Sept. 17, 2011
2. 418	2nd Maryland	Oct. 9, 1993
3. 407	1st Boston College	Oct. 20, 2012
4. 398	1st The Citadel	Sept. 22, 1984
5. 394	1st Western Carolina	Sept. 1, 2011
6. 390	2nd Air Force	Nov. 11, 1978
7. 386	1st Virginia	Sept. 15, 2012
8. 373	1st Maryland	Nov. 18, 2000
9. 369	1st Wake Forest	Oct. 14, 2000
10. 363	2nd Virginia	Nov. 3, 1990

FEWEST TOTAL OFFENSE YARDS, GAME

YDS	OPPONENT	DATE
1. 96	Alabama	Nov. 18, 1961
2. 97	Rice	Sept. 24, 1960
3. 110	Florida State	Oct. 2, 1993
4. 112	Auburn	Oct. 18, 1958
5. 115	Duke	Oct. 31, 1959
6. 116	North Carolina	Oct. 4, 1980
7. 119	Notre Dame	Nov. 16, 1968
8. 122	Vanderbilt	Sept. 18, 1965
9. 125	Duke	Oct. 29, 1960
125	Notre Dame	Nov. 5, 1977

FEWEST TOTAL OFFENSE YARDS, HALF

YDS	OPPONENT	DATE
1. -3	2nd Navy	Oct. 23, 1965
2. 0	2nd Miami	Sept. 28, 1968
3. 10	2nd Notre Dame	Nov. 8, 1980
4. 18	2nd Alabama	Nov. 17, 1962
18	1st Duke	Nov. 1, 1980
6. 20	1st Notre Dame	Nov. 14, 1970
7. 21	2nd Tulane	Oct. 28, 1961
21	2nd Florida State	Oct. 2, 1993
9. 23	1st Tennessee	Oct. 11, 1969
10. 26	2nd Kentucky	Sept. 19, 1959

MOST OFFENSIVE PLAYS

PL	OPPONENT	DATE
1. 97	South Carolina	Sept. 12, 1970
97	Clemson	Oct. 28, 2000
3. 94	Tennessee	Oct. 12, 1968
94	Virginia	Nov. 9, 2000
5. 92	Rice	Sept. 30, 1972
92	Virginia	Oct. 2, 1976
92	Virginia	Oct. 13, 1984
92	Maryland	Oct. 22, 1994
92	Georgia	Nov. 27, 2010
10. 91	NC State	Oct. 6, 2005

FEWEST OFFENSIVE PLAYS

PL	OPPONENT	DATE
1. 38	Duke	Oct. 29, 1960
2. 41	Vanderbilt	Sept. 18, 1965
3. 42	Rice	Sept. 24, 1960
4. 43	Georgia	Nov. 28, 1964
5. 44	Florida	Nov. 23, 1957
44	Auburn	Oct. 18, 1958
44	Kentucky	Sept. 19, 1959
44	Tennessee	Oct. 10, 1959
44	Georgia	Nov. 27, 1975
10. 45	Auburn	Oct. 15, 1960
45	Alabama	Nov. 18, 1961

TEAM GAME LEADERS

HIGHEST AVERAGE PER PLAY

AVG	OPPONENT	DATE
1. 13.5	Kansas	Sept. 17, 2011
2. 10.3	Western Carolina	Sept. 1, 2011
3. 9.9	Presbyterian	Sept. 8, 2012
4. 9.7	Alcorn State	Sept. 3, 2015
5. 9.6	Virginia	Sept. 15, 2012
6. 9.5	Air Force	Nov. 11, 1978
7. 9.1	Elon	Aug. 31, 2013
8. 8.8	Pittsburgh	Oct. 17, 2015
9. 8.7	Tulane	Sept. 12, 2015
10. 8.6	Maryland	Oct. 9, 1993

LOWEST AVERAGE PER PLAY

AVG	OPPONENT	DATE
1. 2.1	Alabama	Nov. 18, 1961
2.1	Notre Dame	Nov. 8, 1980
3. 2.2	Tennessee	Oct. 8, 1966
2.2	Tennessee	Oct. 9, 1971
2.2	Florida State	Oct. 2, 1993
6. 2.3	Duke	Oct. 31, 1959
2.3	Rice	Sept. 24, 1960
2.3	Notre Dame	Nov. 16, 1968
2.3	North Carolina	Oct. 4, 1980
2.3	Auburn	Oct. 16, 1982

RUSHING

MOST RUSHING YARDS

YDS	OPPONENT	DATE
1. 604	Kansas	Sept. 17, 2011
2. 558	VMI	Oct. 11, 1975
3. 518	Tulane	Oct. 22, 1977
4. 510	Air Force	Nov. 11, 1978
5. 487	South Carolina	Sept. 14, 1974
6. 479	at NC State	Nov. 8, 2014
7. 477	Virginia	Oct. 9, 2010
8. 476	Alcorn State	Sept. 3, 2015
9. 472	Miami	Nov. 20, 2008
10. 469	Presbyterian	Sept. 8, 2012

FEWEST RUSHING YARDS

YDS	OPPONENT	DATE
1. -42	Notre Dame	Nov. 16, 1968
2. -3	Navy	Nov. 9, 1968
3. 2	Georgia	Nov. 30, 1968
4. 5	Florida State	Nov. 5, 1994
5. 12	Purdue	Dec. 25, 1978
6. 13	Navy	Oct. 9, 1964
7. 19	Virginia	Oct. 15, 1994
8. 20	Arizona	Sept. 1, 1994
9. 24	Georgia	Nov. 27, 2004
10. 27	Georgia	Dec. 2, 1972

MOST RUSHING ATTEMPTS

ATT	OPPONENT	DATE
1. 86	Virginia	Oct. 2, 1976
2. 82	VMI	Oct. 11, 1975
3. 79	vs. Texas Tech	Dec. 31, 1965
79	Auburn	Oct. 18, 1975
5. 77	Georgia	Nov. 27, 2010
6. 76	Boston College	Oct. 20, 2012
7. 75	Tulane	Oct. 25, 1975
8. 74	Virginia	Oct. 9, 2010
9. 72	Georgia	Nov. 30, 1974
72	Miami	Sept. 20, 1975
72	Duke	Nov. 17, 2012

FEWEST RUSHING ATTEMPTS

ATT	OPPONENT	DATE
1. 19	Arizona	Sept. 1, 1994
19	North Carolina	Oct. 8, 1994
3. 20	Alabama	Sept. 8, 1979
20	Georgia	Nov. 24, 1979
5. 21	Wake Forest	Oct. 5, 2002
6. 22	Georgia	Nov. 30, 2002
7. 23	BYU	Aug. 28, 2003
8. 24	Duke	Oct. 31, 1987
24	South Carolina	Sept. 23, 1989
10. 25	Alabama	Nov. 18, 1961
25	Virginia Tech	Sept. 24, 2005

HIGHEST AVERAGE PER RUSH

AVG	OPPONENT	DATE
1. 12.1	Kansas	Sept. 17, 2011
2. 11.3	Air Force	Nov. 11, 1978
3. 9.4	Pittsburgh	Oct. 17, 2015
4. 9.2	Virginia	Sept. 15, 2012
9.2	Alcorn State	Sept. 3, 2015
6. 8.6	Maryland	Oct. 9, 1993
7. 8.4	Miami	Nov. 20, 2008
8. 8.2	Alabama A&M	Nov. 23, 2013
9. 8.1	Mississippi State	Sept. 20, 2008
8.1	Presbyterian	Sept. 8, 2012
11. 7.8	Clemson	Oct. 3, 1970
7.8	Troy	Sept. 16, 2006
7.8	Tulane	Sept. 12, 2015

LOWEST AVERAGE PER RUSH

AVG	OPPONENT	DATE
1. -1.3	Notre Dame	Nov. 16, 1968
2. -0.1	Navy	Nov. 9, 1968
3. 0.1	Georgia	Nov. 30, 1968
4. 0.2	Florida State	Nov. 5, 1994
5. 0.3	Navy	Oct. 9, 1964
6. 0.4	Purdue	Dec. 25, 1978
7. 0.6	Georgia	Dec. 2, 1972
0.6	Virginia	Oct. 15, 1994
9. 0.7	Georgia	Nov. 27, 2004
10. 0.9	Miami	Sept. 28, 1968
0.9	Notre Dame	Nov. 14, 1970
0.9	North Carolina	Oct. 30, 1997

PASSING

MOST PASS COMPLETIONS

CMP	OPPONENT	DATE
1. 39	Virginia	Nov. 10, 2001
2. 35	Clemson	Oct. 28, 2000
3. 30	Maryland	Oct. 17, 2002
4. 29	Virginia	Nov. 9, 2000
5. 28	Wake Forest	Nov. 12, 1988
28	Virginia	Sept. 19, 1992
7. 27	Navy	Nov. 9, 1968
27	Georgia	Nov. 29, 1980
27	Georgia	Dec. 5, 1981
27	Maryland	Oct. 22, 1994
27	Duke	Nov. 8, 2003

MOST PASS COMPLETIONS WITHOUT INTERCEPTION

CMP	OPPONENT	DATE
1. 35	Clemson	Oct. 28, 2000
2. 30	Maryland	Oct. 17, 2002
3. 29	Virginia	Nov. 9, 2000
4. 26	Virginia	Oct. 26, 2002
5. 25	North Carolina	Sept. 10, 2005
6. 24	NC State	Oct. 23, 1993
24	North Carolina	Oct. 8, 1994
24	NC State	Oct. 20, 2001
24	NC State	Oct. 4, 2003
10. 23	three times	

FEWEST PASS COMPLETIONS

CMP	OPPONENT	DATE
1. 0	Florida	Nov. 24, 1956
0	Tennessee	Nov. 5, 1960
0	Georgia	Dec. 2, 1961
0	Michigan State	Sept. 18, 1971
0	Notre Dame	Nov. 8, 1975
0	South Carolina	Sept. 11, 1976
0	Notre Dame	Nov. 6, 1976
0	Miami	Sept. 17, 1977
0	Tennessee	Oct. 8, 1977
0	Duke	Oct. 29, 1977
0	Georgia	Nov. 26, 1977

MOST PASS ATTEMPTS

ATT	OPPONENT	DATE
1. 63	Tennessee	Oct. 12, 1968
2. 57	Clemson	Oct. 28, 2000
3. 55	Virginia	Nov. 10, 2001
4. 53	Maryland	Oct. 17, 2002
53	NC State	Oct. 6, 2005
6. 52	Navy	Nov. 9, 1968
7. 50	Virginia	Sept. 19, 1992
50	Florida State	Nov. 5, 1994
50	Maryland	Oct. 22, 1994
10. 49	Georgia	Dec. 5, 1981
49	Duke	Oct. 31, 1987

FEWEST PASS ATTEMPTS

ATT	OPPONENT	DATE
1. 0	Notre Dame	Nov. 6, 1976
0	Tennessee	Oct. 8, 1977
3. 1	Tennessee	Nov. 5, 1960
1	Georgia	Nov. 30, 1974
1	Miami	Sept. 17, 1977
1	Air Force	Oct. 1, 1977
1	Georgia	Nov. 26, 1977
8. 2	Clemson	Sept. 27, 1975
2	Duke	Oct. 29, 1977
10. 3	three times	

MOST PASSES HAD INTERCEPTED

INT	OPPONENT	DATE
1. 7	Wake Forest	Nov. 21, 1987
2. 6	Fresno State	Dec. 31, 2002
3. 5	Tennessee	Nov. 7, 1964
5	Rice	Sept. 30, 1972
5	Duke	Oct. 30, 1976
5	Virginia Tech	Nov. 1, 2007
7. 4	14 times	

TEAM GAME LEADERS

MOST YARDS PASSING

YDS	OPPONENT	DATE
1. 486	Virginia	Nov. 10, 2001
2. 454	Clemson	Oct. 28, 2000
3. 416	Duke	Oct. 31, 1987
4. 387	Maryland	Sept. 30, 1999
387	Florida State	Sept. 11, 1999
6. 373	The Citadel	Sept. 12, 1987
7. 371	Rice	Sept. 30, 1972
8. 365	Western Carolina	Sept. 1, 2011
9. 361	Navy	Nov. 17, 1979
10. 354	Maryland	Nov. 18, 2000

FEWEST YARDS PASSING

YDS	OPPONENT	DATE
1. 0	Florida	Nov. 24, 1956
0	Tennessee	Nov. 5, 1960
0	Georgia	Dec. 2, 1961
0	Michigan State	Sept. 18, 1971
0	Notre Dame	Nov. 8, 1975
0	South Carolina	Sept. 11, 1976
0	Notre Dame	Nov. 6, 1976
0	Miami	Sept. 17, 1977
0	Tennessee	Oct. 8, 1977
0	Duke	Oct. 29, 1977
0	Georgia	Nov. 26, 1977

HIGHEST COMPLETION PERCENTAGE NO MINIMUM

YDS	OPPONENT	DATE
1. 1.000	3-3 vs. Pittsburgh	Dec. 29, 1956
1.000	1-1 Georgia	Nov. 30, 1974
1.000	2-2 Clemson	Sept. 27, 1975
1.000	1-1 Air Force	Oct. 1, 1977
5. .880	22-25 Florida State	Sept. 11, 1999
6. .857	6-7 Tulane	Oct. 26, 1974
7. .833	10-12 Samford	Sept. 8, 2007
.833	5-6 Duke	Oct. 31, 1964
9. .808	21-26 Virginia	Nov. 8, 1997
10. .800	Seven times, most recently: 4-5 Alcorn State	Sept. 3, 2015

HIGHEST COMPLETION PERCENTAGE MIN 30 ATTEMPTS

YDS	OPPONENT	DATE
1. .733	22-30 Clemson	Nov. 13, 1999
.733	22-30 Duke	Nov. 15, 1997

HIGHEST COMPLETION PERCENTAGE MIN 40 ATTEMPTS

YDS	OPPONENT	DATE
1. .709	39-55 Virginia	Nov. 10, 2001

LOWEST COMPLETION PERCENTAGE NO MINIMUM

YDS	OPPONENT	DATE
1. .000	0-8 Florida	Nov. 24, 1956
.000	0-1 Tennessee	Nov. 5, 1960
.000	0-6 Georgia	Dec. 2, 1961
.000	0-10 Michigan State	Sept. 18, 1971
.000	0-4 Notre Dame	Nov. 8, 1975
.000	0-8 South Carolina	Sept. 11, 1976
.000	0-0 Notre Dame	Nov. 6, 1976
.000	0-1 Miami	Sept. 17, 1977
.000	0-0 Tennessee	Oct. 8, 1977
.000	0-2 Duke	Oct. 29, 1977
.000	0-1 Georgia	Nov. 26, 1977

LOWEST COMPLETION PERCENTAGE MIN 20 ATTEMPTS

PCT	OPPONENT	DATE
1. .273	6-22 Georgia	Nov. 25, 2006
.273	6-22 Tulane	Oct. 28, 1967
.273	6-22 Duke	Sept. 26, 2015

LOWEST COMPLETION PERCENTAGE MIN 30 ATTEMPTS

PCT	OPPONENT	DATE
1. .311	14-45 Wake Forest	Nov. 21, 1987
2. .314	11-35 Notre Dame	Nov. 18, 1967

HIGHEST AVERAGE PER ATTEMPT

AVG	OPPONENT	DATE
1. 42.0	Air Force	Oct. 1, 1977
2. 23.4	Kansas	Sept. 17, 2011
3. 22.8	Western Carolina	Sept. 1, 2011
4. 21.4	Middle Tennessee	Sept. 10, 2011
5. 19.4	Duke	Nov. 14, 2009
6. 19.0	Mississippi State	Oct. 3, 2009
19.0	North Carolina	Sept. 18, 2010
8. 18.6	Tulane	Oct. 26, 1974
9. 17.6	Syracuse	Oct. 19, 2013
17.6	Wolford	Aug. 30, 2014

LOWEST AVERAGE PER ATTEMPT

AVG	OPPONENT	DATE
1. 0.0	0-8 Florida	Nov. 24, 1956
0.0	0-1 Tennessee	Nov. 5, 1960
0.0	0-6 Georgia	Dec. 2, 1961
0.0	0-10 Michigan State	Sept. 18, 1971
0.0	0-4 Notre Dame	Nov. 8, 1975
0.0	0-8 South Carolina	Sept. 11, 1976
0.0	0-1 Miami	Sept. 17, 1977
0.0	0-1 Duke	Oct. 29, 1977
0.0	0-1 Georgia	Nov. 26, 1977
10. 1.3	vs. Iowa	Jan. 5, 2010

HIGHEST AVERAGE PER COMPLETION

AVG	OPPONENT	DATE
1. 51.0	(1) Virginia Tech	Oct. 17, 2009
2. 45.0	(2) Duke	Nov. 20, 2010
3. 44.0	(3) Miami (OT)	Sept. 22, 2012
4. 43.0	(1) Tulane	Oct. 22, 1977
5. 42.0	(1) Florida State	Oct. 4, 1975
42.0	(1) Air Force	Oct. 1, 1977
7. 41.0	(4) Kansas	Sept. 17, 2011
8. 40.0	Gardner-Webb	Oct. 11, 2008
40.0	(2) Virginia Tech	Nov. 4, 2010
10. 37.5	(2) Georgia	Nov. 27, 1975

LOWEST AVERAGE PER COMPLETION

AVG	OPPONENT	DATE
1. 2.7	vs. Tulsa	Jan. 4, 2004
2. 3.0	Pittsburgh	Sept. 21, 1974
3. 4.4	vs. Stanford	Dec. 25, 1991
4. 5.0	Notre Dame	Nov. 18, 1967
5.0	at Tulane	Sept. 6, 2014
6. 5.5	Auburn	Oct. 15, 1977
7. 5.6	Florida State	Oct. 2, 1993
8. 5.8	Notre Dame	Nov. 8, 1980
9. 6.0	Georgia	Nov. 30, 1974
6.0	vs. Iowa	Jan. 5, 2010
6.0	South Carolina State	Sept. 4, 2010

MOST RECEIVERS TO CATCH PASS, GAME

NO	OPPONENT	DATE
1. 12	Georgia	Dec. 5, 1981
2. 11	Auburn	Oct. 18, 1986
11	Chattanooga	Sept. 22, 1990
11	Penn State	Aug. 28, 1991
11	Virginia	Sept. 19, 1992
11	Furman	Sept. 11, 1993
11	Duke	Sept. 24, 1994
11	Virginia	Nov. 9, 2000
9. 10	seven times	

TURNOVERS

MOST FUMBLES

FUM	OPPONENT	DATE
1. 9	Miami	Nov. 21, 2015
2. 8	SMU	Sept. 28, 1957
8	Kentucky	Sept. 20, 1958
8	Clemson	Oct. 7, 1967
5. 7	Tennessee	Oct. 12, 1968
7	Tennessee	Sept. 9, 1972
7	VMI	Oct. 11, 1975
7	vs. LSU	Dec. 29, 2000
9. 6	17 times	

MOST FUMBLES LOST

FUM	OPPONENT	DATE
1. 6	Tennessee	Oct. 12, 1968
2. 5	Tulane	Oct. 26, 1957
5	Clemson	Oct. 3, 1970
5	Tennessee	Sept. 9, 1972
5	Duke	Oct. 30, 1976
6. 4	17 times	

MOST TURNOVERS

TO	OPPONENT	DATE
1. 10	Duke	Oct. 30, 1976
2. 8	Tennessee	Oct. 12, 1968
8	Clemson	Oct. 3, 1970
8	Tennessee	Sept. 9, 1972
8	Rice	Sept. 30, 1972
8	Wake Forest	Nov. 21, 1987
7. 7	Tennessee	Oct. 11, 1969
7	Notre Dame	Nov. 15, 1969
7	Tennessee	Oct. 10, 1970
7	Fresno State	Dec. 31, 2002

FEWEST TURNOVERS

TO	OPPONENT	DATE
1. 0	87 times, most recently: Miami	Oct. 4, 2014

MOST TOTAL PLAYS WITHOUT A TURNOVER, GAME

PL	OPPONENT	DATE
1. 97	Clemson	Oct. 28, 2000
2. 94	Virginia	Nov. 9, 2000
3. 91	Boston College	Oct. 20, 2012
4. 88	Wake Forest	Sept. 14, 1996
5. 86	Duke	Nov. 17, 2012
6. 83	Clemson	Sept. 29, 1973
83	Clemson	Dec. 5, 2009
8. 82	NC State	Oct. 11, 1997
9. 81	four times	

PENALTIES

MOST PENALTIES

PEN	OPPONENT	DATE
1. 19	Florida State	Sept. 9, 2000
2. 14	Duke	Sept. 26, 1996
3. 13	Chattanooga	Sept. 10, 1988
13	Maryland	Oct. 9, 1993
13	Florida State	Sept. 11, 1999
6. 12	Georgia	Nov. 28, 1987
12	Army	Oct. 20, 2007
8. 11	12 times	

RECORDS

TEAM GAME LEADERS

FEWEST PENALTIES

	PEN	OPPONENT	DATE
1.	0	LSU	Oct. 12, 1957
	0	Duke	Oct. 29, 1960
	0	Tulane	Oct. 26, 1963
	0	TCU	Sept. 21, 1968
	0	Navy	Nov. 9, 1968
	0	Syracuse	Oct. 19, 2013
	0	Alcorn State	Sept. 3, 2015
8.	1	39 times	

MOST PENALTY YARDS

	YDS	OPPONENT	DATE
1.	140	Florida State	Sept. 9, 2000
2.	137	Florida State	Sept. 11, 1999
3.	121	Georgia	Nov. 28, 1987
4.	117	Duke	Sept. 26, 1996
5.	116	Georgia	Dec. 2, 1989
6.	115	Georgia	Nov. 26, 1960
	115	Georgia	Nov. 26, 1977
8.	111	Maryland	Oct. 9, 1993
9.	110	Clemson	Oct. 3, 1959
	110	SMU	Sept. 20, 1969
	110	Army	Oct. 20, 2007

FEWEST PENALTY YARDS

	YDS	OPPONENT	DATE
1.	0	(0) LSU	Oct. 12, 1957
	0	(0) Duke	Oct. 29, 1960
	0	(0) Tulane	Oct. 26, 1963
	0	(0) TCU	Sept. 21, 1968
	0	(0) Navy	Nov. 9, 1968
	0	(0) Syracuse	Oct. 19, 2013
	0	(0) Alcorn State	Sept. 3, 2015
8.	5	22 times	

PUNTING

MOST PUNTS

	P	OPPONENT	DATE
1.	12	Clemson	Oct. 7, 1967
	12	Notre Dame	Nov. 14, 1970
	12	Clemson	Sept. 26, 1987
	12	Florida State	Oct. 18, 1997
5.	11	nine times	

FEWEST PUNTS

	P	OPPONENT	DATE
1.	0	Maryland	Nov. 22, 1997
	0	Virginia	Nov. 9, 2000
	0	Florida State	Oct. 10, 2009
	0	Georgia	Nov. 28, 2009
	0	Clemson	Dec. 5, 2009
	0	at NC State	Nov. 8, 2014
7.	1	18 times, most recently: Tulane	Sept. 12, 2015

MOST PUNT YARDS

	YDS	OPPONENT	DATE
1.	553	Florida State	Oct. 18, 1997
2.	505	Clemson	Sept. 26, 1987
3.	464	Virginia Tech	Sept. 24, 2005
4.	454	Clemson	Oct. 7, 1967
	454	Auburn	Oct. 16, 1982
6.	453	Boston College	Sept. 15, 2007
7.	443	Notre Dame	Nov. 14, 1970
8.	440	North Carolina	Oct. 4, 1980
9.	434	Notre Dame	Nov. 7, 1981
10.	425	Vanderbilt	Sept. 18, 1965

FEWEST PUNT YARDS

	YDS	OPPONENT	DATE
1.	0	Maryland	Nov. 22, 1997
	0	Virginia	Nov. 9, 2000
	0	Florida State	Oct. 10, 2009
	0	Georgia	Nov. 28, 2009
	0	Clemson	Dec. 5, 2009
	0	at NC State	Nov. 8, 2014
7.	23	North Carolina	Oct. 3, 2015
8.	26	Virginia	Nov. 8, 1997
9.	33	NC State	Oct. 30, 1999
10.	34	Navy	Nov. 23, 1996
	34	North Carolina	Sept. 18, 2010

HIGHEST PUNTING AVERAGE MINIMUM 2 ATTEMPTS

	AVG	OPPONENT	DATE
1.	55.5	Clemson (OT)	Sept. 29, 2001
2.	55.0	Boston College	Oct. 4, 1997
3.	54.5	Duke	Nov. 15, 1997
	54.5	Duke	Oct. 16, 1999
5.	52.7	NC State	Oct. 11, 1997
6.	52.5	Duke	Sept. 14, 2013
7.	52.0	NC State	Oct. 1, 1994
	52.0	Middle Tennessee	Sept. 10, 2011
9.	51.8	Florida State	Oct. 24, 1998
	51.8	North Carolina	Nov. 17, 2007

LOWEST PUNTING AVERAGE MINIMUM 2 ATTEMPTS

	AVG	OPPONENT	DATE
1.	13.4	Auburn	Oct. 19, 1974
2.	19.3	Georgia	Nov. 29, 2003
3.	24.3	Alabama	Nov. 17, 1956
4.	24.5	Alabama A&M	Nov. 23, 2013
5.	25.0	Maryland	Nov. 18, 2000
6.	25.1	Georgia	Nov. 26, 1988
7.	25.6	Army	Sept. 25, 1971
8.	25.8	NC State	Oct. 4, 2003
9.	26.2	vs. Miami	Jan. 1, 2000
10.	27.4	Virginia	Sept. 19, 1992

PUNT RETURNS

MOST PUNT RETURNS

	PR	OPPONENT	DATE
1.	9	The Citadel	Sept. 1, 2001
2.	8	Tulane	Oct. 28, 1961
	8	Florida	Sept. 29, 1962
	8	Duke	Oct. 6, 2001
	8	Florida State	Nov. 9, 2002
	8	Duke	Nov. 16, 2002
	8	Samford	Sept. 9, 2006
	8	Samford	Sept. 8, 2007
9.	7	11 times	

MOST PUNT RETURN YARDS

	YDS	OPPONENT	DATE
1.	249	Navy	Oct. 23, 1965
2.	197	Duke	Oct. 29, 1966
3.	149	Auburn	Oct. 20, 1962
4.	136	South Carolina	Sept. 16, 1972
5.	134	Florida State	Sept. 19, 1970
6.	120	Tennessee	Oct. 11, 1958
7.	117	Virginia	Oct. 17, 1998
8.	115	Samford	Sept. 8, 2007
9.	111	North Carolina	Nov. 1, 2001
10.	110	Vanderbilt	Aug. 31, 2002

HIGHEST RETURN AVERAGE MINIMUM 2 RETURNS

	AVG	OPPONENT	DATE
1.	68.0	South Carolina	Sept. 16, 1972
2.	60.0	Tennessee	Oct. 11, 1958
3.	49.8	Navy	Oct. 23, 1965
4.	49.7	Auburn	Oct. 20, 1962
5.	42.0	Virginia	Nov. 22, 2003
	42.0	Miami (OT)	Sept. 22, 2012
7.	37.5	North Carolina	Nov. 15, 2003
8.	36.5	Citadel	Sept. 30, 1978
	36.5	Wake Forest	Nov. 21, 1998
10.	33.7	Duke	Oct. 31, 1992

LOWEST RETURN AVERAGE MINIMUM 2 RETURNS

	AVG	OPPONENT	DATE
1.	-14.5	Georgia (OT)	Nov. 27, 1999
2.	-4.6	Miami	Nov. 19, 2005
3.	-4.0	vs. Air Force	Dec. 27, 2010
4.	-3.5	NC State	Oct. 23, 1993
5.	-1.5	Auburn	Oct. 18, 1975
	-1.5	Vanderbilt	Oct. 31, 2009
7.	-1.0	vs. Utah	Dec. 29, 2005
	-1.0	Virginia	Sept. 21, 2006
9.	-0.5	Florida State	Nov. 13, 1971
	-0.5	Duke	Oct. 4, 2008

KICK RETURNS

MOST KICKOFF RETURNS

	KR	OPPONENT	DATE
1.	11	Notre Dame	Nov. 5, 1977
2.	9	Georgia	Nov. 30, 2002
	9	Clemson	Nov. 14, 2013
4.	8	Duke	Nov. 2, 1968
	8	Duke	Oct. 31, 1987
	8	Virginia	Nov. 6, 1999
7.	7	17 times	

FEWEST KICKOFF RETURNS

	KR	OPPONENT	DATE
1.	0	27 times, most recently: BYU	Oct. 12, 2013

MOST KICKOFF RETURN YARDS

	YDS	OPPONENT	DATE
1.	284 (11)	Notre Dame	Nov. 5, 1977
2.	236 (6)	Duke	Oct. 27, 1990
3.	230 (7)	North Carolina	Nov. 10, 2012
4.	204 (7)	Middle Tennessee	Sept. 29, 2012
5.	184 (6)	Duke	Oct. 28, 1989
6.	182 (6)	BYU	Oct. 27, 2012
7.	178 (7)	Georgia	Nov. 27, 1975
8.	173 (7)	NC State	Sept. 25, 2010
9.	171 (4)	Clemson	Oct. 13, 1990
10.	170 (7)	Virginia	Sept. 16, 1993

HIGHEST RETURN AVERAGE MINIMUM 2 ATTEMPTS

	AVG	OPPONENT	DATE
1.	60.5	Tulane	Oct. 26, 1957
2.	57.5	Auburn	Oct. 21, 1978
3.	52.0	Maryland	Oct. 31, 1998
4.	48.5	Tulane	Oct. 27, 1962
5.	47.3	Samford	Sept. 8, 2007
6.	46.3	Duke	Nov. 14, 2009
7.	45.0	Western Carolina	Nov. 4, 1989
8.	42.8	Clemson	Oct. 13, 1990
9.	39.2	Duke	Oct. 27, 1990
10.	38.5	Georgia	Dec. 1, 1962
	38.5	NC State	Oct. 4, 2003

TEAM GAME LEADERS

LOWEST RETURN AVERAGE (MINIMUM 2 ATTEMPTS)

	AVG	OPPONENT	DATE
1.	0.0	(2) USC	Sept. 22, 1961
2.	3.5	(2) Jacksonville State	Aug. 28, 2008
3.	5.0	(2) Clemson	Sept. 24, 1983
4.	6.5	(2) Middle Tennessee	Oct. 16, 2010
5.	7.0	(4) North Carolina	Oct. 20, 1990
6.	7.5	(2) Georgia	Dec. 2, 1961
7.	7.5	(2) New Mexico State	Sept. 12, 1998
8.	7.6	(5) Iowa State	Dec. 18, 1972
9.	7.7	(3) Georgia	Nov. 30, 1974
10.	8.0	four times	

DEFENSE

MOST INTERCEPTIONS

	INT	OPPONENT	DATE
1.	5	Duke	Nov. 1, 1969
	5	Tulane	Oct. 24, 1970
	5	VMI	Nov. 10, 1973
	5	Chattanooga	Sept. 22, 1990
5.	4	20 times	

MOST INTERCEPTION RETURN YARDS

	YDS	OPPONENT	DATE
1.	173	(3) Elon	Aug. 31, 2013
2.	147	(3) Clemson	Nov. 15, 2014
3.	139	(3) Tulane	Oct. 22, 1966
4.	137	(4) Wake Forest	Nov. 17, 1990
5.	135	(3) Notre Dame	Nov. 15, 1969
6.	126	(2) Samford	Sept. 9, 2006
7.	119	(2) at NC State	Nov. 8, 2014
8.	117	(2) Western Carolina	Sept. 10, 2004
9.	95	(2) NC State	Sept. 9, 1989
10.	93	(5) Tulane	Oct. 24, 1970

MOST FUMBLE RETURNS

	FR	OPPONENT	DATE
1.	3	(0) UCF	Oct. 26, 1996
2.	2	(0) NC State	Nov. 11, 1995
	2	(28) New Mexico State	Sept. 12, 1998
	2	(90) Wake Forest	Nov. 21, 1998
	2	(24) Maryland	Oct. 23, 2003
	2	(10) Miami	Oct. 28, 2006
	2	(2) Alabama A&M	Nov. 23, 2013

MOST FUMBLE RETURN YARDS

	YDS	OPPONENT	DATE
1.	90	(2) Wake Forest	Nov. 21, 1998
2.	60	(1) Duke	Sept. 26, 1996
3.	54	(1) Duke	Oct. 3, 1998
4.	43	(1) at NC State	Nov. 8, 2014
5.	4	(1) North Carolina	Sept. 26, 1998
6.	40	(1) Mississippi State	Oct. 3, 2009
7.	38	(1) Virginia Tech	Sept. 30, 2006
8.	34	(1) Virginia	Oct. 17, 1998
9.	32	(1) Maryland	Oct. 6, 2007
10.	30	(1) Tulane	Oct. 24, 1970

MOST TACKLES FOR LOSS

	TFL	OPPONENT	DATE
1.	19	Notre Dame	Sept. 1, 2007
2.	18	Auburn	Sept. 6, 2003
3.	17	Maryland	Nov. 22, 1997
	17	Clemson (OT)	Sept. 29, 2001
5.	16	NC State	Oct. 4, 2003
6.	15	Florida State	Dec. 1, 2001
	15	NC State	Nov. 6, 2004
8.	14	Navy	Sept. 16, 2000
	14	Gardner-Webb	Oct. 11, 2008
10.	13	four times	

MOST PASS BREAK-UPS

	PBU	OPPONENT	DATE
1.	19	Chattanooga	Nov. 9, 1985
2.	18	Tulane	Oct. 25, 1975
3.	15	Tulane	Oct. 23, 1971
4.	14	Maryland	Sept. 28, 1995
5.	12	Tulane	Nov. 8, 1969
	12	Western Carolina	Oct. 12, 1985
7.	11	Florida State	Oct. 4, 1975
	11	Tulane	Oct. 22, 1977
	11	Wake Forest	Nov. 4, 1995
	11	Georgia	Nov. 25, 2000
	11	BYU	Sept. 21, 2002

MOST SACKS

	SKS	OPPONENT	DATE
1.	11	Maryland	Oct. 6, 1990
	11	Maryland	Oct. 9, 1993
3.	9	NC State	Sept. 14, 1985
	9	Notre Dame	Sept. 1, 2007
5.	8	NC State	Oct. 3, 1992
	8	Duke	Oct. 21, 2000
	8	Duke	Nov. 10, 2007
8.	7	10 times	

MOST SACK YARDS

	YDS	OPPONENT	DATE
1.	70	(7) vs. Tulsa	Jan. 4, 2004
2.	69	(9) Notre Dame	Sept. 1, 2007
3.	67	(11) Maryland	Oct. 9, 1993
4.	66	(8) Duke	Oct. 21, 2000
5.	65	(11) Maryland	Oct. 6, 1990
6.	62	(7) Maryland	Oct. 9, 2004
7.	61	(6) Maryland	Sept. 28, 1995
8.	56	(7) NC State	Sept. 14, 1985
	56	(7) Maryland	Nov. 22, 1997
10.	54	(6) Boston College	Sept. 14, 1991

MISCELLANEOUS

MOST THIRD-DOWN CONVERSIONS

	3D	OPPONENT	DATE
1.	14	(of 19) Virginia	Nov. 9, 2000
2.	13	(of 23) Tulane	Oct. 4, 1958
	13	(of 18) Virginia	Oct. 5, 1974
	13	(of 21) West Virginia	Dec. 29, 1997
	13	(of 20) Maryland	Oct. 8, 2011
	13	(of 20) Boston College	Oct. 20, 2012
	13	(of 20) Duke	Nov. 17, 2012
8.	12	seven times	

HIGHEST THIRD-DOWN CONVERSION PERCENTAGE

	PCT	OPPONENT	DATE
1.	.889	8-9 Elon	Aug. 31, 2013
2.	.833	10-12 at Tulane	Sept. 6, 2014
3.	.800	8-10 Florida State	Oct. 10, 2009
	.800	8-10 at NC State	Nov. 8, 2014
5.	.777	7-9 Wake Forest	Nov. 21, 1998
6.	.750	9-12 USC	Sept. 22, 1961
	.750	9-12 Western Carolina	Sept. 1, 2011
8.	.737	14-19 Virginia	Nov. 9, 2000
9.	.727	8-11 Virginia	Nov. 5, 1966
	.727	8-11 Wake Forest	Nov. 18, 1989
	.727	8-11 Virginia	Nov. 8, 1997

FEWEST THIRD-DOWN CONVERSIONS

	3D	OPPONENT	DATE
1.	0	0-13 North Carolina	Oct. 4, 1980
	0	0-10 BYU	Oct. 27, 2012
3.	1	16 times, most recently:	
		1-12 Clemson	Oct. 10, 2015

LOWEST THIRD-DOWN CONVERSION PERCENTAGE

	PCT	OPPONENT	DATE
1.	.000	0-13 North Carolina	Oct. 4, 1980
	.000	0-10 BYU	Oct. 27, 2012
3.	.067	1-15 Notre Dame	Nov. 8, 1975
4.	.077	1-13 Georgia	Nov. 30, 1991
	.077	1-13 vs. Miami	Jan. 1, 2000
6.	.083	1-12 Florida	Sept. 22, 1979
	.083	1-12 Clemson	Sept. 24, 1983
	.083	1-12 Maryland	Oct. 8, 1988
	.083	1-12 Clemson	Oct. 10, 2015
10.	.091	1-11 Georgia	Nov. 28, 1964
	.091	1-11 Notre Dame	Nov. 5, 1977

MOST THIRD-DOWN ATTEMPTS

	3D	OPPONENT	DATE
1.	23	(13) Tulane	Oct. 4, 1958
	23	(11) Clemson	Oct. 28, 2000
	23	(11) Maryland (OT)	Oct. 11, 2001
4.	21	(9) Georgia	Dec. 1, 1973
	21	(12) Virginia	Oct. 13, 1984
	21	(11) North Carolina	Oct. 21, 1989
	21	(13) vs. West Virginia	Dec. 29, 1997
8.	20	17 times	

MOST FOURTH-DOWN CONVERSIONS

	4D	OPPONENT	DATE
1.	5	(of 7) LSU	Oct. 13, 1956
	5	(of 5) Duke	Nov. 2, 1957
	5	(of 6) Auburn	Oct. 18, 1986
4.	4	(of 5) Tennessee	Oct. 10, 1970
	4	(of 4) Duke	Nov. 17, 2012
	4	(of 4) Florida State	Dec. 1, 2012
	4	(of 5) Miami	Oct. 5, 2013
8.	3	24 times, most recently:	
	(of 5)	North Carolina	Oct. 3, 2015

MOST FOURTH-DOWN ATTEMPTS

	4D	OPPONENT	DATE
1.	7	(5) LSU	Oct. 13, 1956
	7	(3) Georgia	Nov. 24, 2012
3.	6	(3) Notre Dame	Nov. 15, 1969
	6	(5) Auburn	Oct. 18, 1986
	6	(2) vs. LSU	Dec. 31, 2008
6.	5	14 times, most recently:	
	(3)	North Carolina	Oct. 3, 2015

MOST TIME OF POSSESSION

	TOP	OPPONENT	DATE
1.	43:45	Boston College	Oct. 20, 2012
2.	42:43	Virginia	Oct. 24, 2009
3.	42:39	South Carolina	Sept. 12, 1970
4.	42:10	Wake Forest	Sept. 14, 1996
5.	42:06	North Carolina	Sept. 26, 2009
6.	40:46	Duke	Nov. 1, 1986
7.	40:45	Miami	Oct. 4, 2014
8.	40:38	North Carolina	Sept. 21, 2013
9.	39:56	Georgia	Nov. 24, 2012
10.	39:54	Georgia	Nov. 30, 1974

LOWEST TIME OF POSSESSION

	TOP	OPPONENT	DATE
1.	16:38	Alabama	Sept. 8, 1979
2.	18:28	North Carolina	Oct. 8, 1994
3.	19:01	Clemson	Sept. 27, 1986
4.	19:08	Georgia	Nov. 24, 1979
5.	19:35	Arizona	Sept. 1, 1994
6.	19:53	Navy	Nov. 12, 1977
7.	20:09	Georgia	Nov. 25, 1993
8.	20:50	Duke	Oct. 21, 2000
9.	20:54	BYU	Aug. 28, 2003
10.	20:54	North Carolina	Oct. 16, 1993

TEAM GAME LEADERS

MOST PLAYERS TO SCORE TOUCHDOWN

	PL	OPPONENT	DATE
1.	9	Elon	Aug. 31, 2013
2.	8	Navy	Sept. 8, 2001
	8	Presbyterian	Sept. 8, 2012
	8	Tulane	Sept. 12, 2015
5.	7	Wake Forest	Nov. 21, 1998
	7	Western Carolina	Sept. 1, 2011
	7	Alabama A&M	Nov. 23, 2013
	7	Alcorn State	Sept. 3, 2015
9.	6	11 times	

MOST PLAYERS TO RUSH FOR TOUCHDOWN

	PL	OPPONENT	DATE
1.	6	Samford	Sept. 8, 2007
	6	Kansas	Sept. 17, 2011
	6	Presbyterian	Sept. 8, 2012
	6	Elon	Aug. 31, 2013
	6	Alabama A&M	Nov. 23, 2013
	6	Alcorn State	Sept. 3, 2015
	6	Tulane	Sept. 12, 2015
8.	5	Western Carolina	Sept. 1, 2011
	5	North Carolina	Nov. 10, 2012
	5	at Pittsburgh	Oct. 25, 2014

MOST PLAYERS TO CATCH TOUCHDOWN

	PL	OPPONENT	DATE
1.	4	Clemson	Nov. 13, 1999
	4	Georgia (OT)	Nov. 27, 1999
3.	3	28 times, most recently: Tulane	Sept. 12, 2015

MOST PLAYERS TO THROW FOR TOUCHDOWN

	PL	OPPONENT	DATE
1.	3	Tulane	Oct. 27, 1956
	3	North Carolina	Nov. 17, 2007
3.	2	33 times, most recently: Tulane	Sept. 12, 2015

LONGEST SCORING DRIVES (PLAYS)

	PL	OPPONENT	DATE
1.	20	Duke	Nov. 1, 1975
	20	Navy	Nov. 15, 1975
	20	North Carolina	Nov. 11, 2006
	20 (FG)	North Carolina	Sept. 18, 2010
	20	Miami	Oct. 22, 2011
6.	19	Duke	Nov. 3, 1962
	19 (FG)	Army	Sept. 25, 1971
	19	Virginia	Oct. 15, 2011
9.	18	11 times	

LONGEST SCORING DRIVES (TIME)

	TOP	OPPONENT	DATE
1.	10:47	Virginia	Oct. 24, 2009
2.	10:32 (FG)	North Carolina	Sept. 18, 2010
3.	10:30	North Carolina	Nov. 11, 2006
4.	9:41	Middle Tennessee	Sept. 10, 2011
5.	9:31	Virginia	Oct. 15, 2011
6.	9:30	Navy	Nov. 15, 1975
7.	9:27	Florida State	Oct. 24, 1998
8.	9:25	Middle Tennessee	Sept. 10, 2011
9.	9:15	Miami	Oct. 22, 2011
10.	9:13	Duke	Nov. 1, 1975

LONGEST SCORING DRIVES (YARDS)

	YDS	OPPONENT	DATE
1.	99	Tulane	Oct. 22, 1977
	99	Maryland	Oct. 8, 1988
	99	Samford	Sept. 4, 2004
	99	Elon	Aug. 31, 2013
5.	98	South Carolina	Oct. 19, 1991
	98	New Mexico State	Sept. 12, 1998
	98	Maryland	Nov. 18, 2000
	98	Middle Tennessee	Sept. 10, 2011
9.	97	five times, most recently: vs. Florida State	Dec. 6, 2014

SHORTEST SCORING DRIVES (PLAYS)

	YDS	OPPONENT	DATE
1.	1	110 times, most recently: vs. Tulane	Sept. 12, 2015

SHORTEST SCORING DRIVES (TIME)

	TOP	OPPONENT	DATE
1.	0:03	Wake Forest	Sept. 20, 1997
	0:03	Connecticut	Sept. 7, 2002
	0:03	Duke	Oct. 15, 2005
	0:03	Duke	Nov. 14, 2009
5.	0:04	VMI	Nov. 8, 1986
	0:04	New Mexico State	Sept. 12, 1998
	0:04	Navy	Sept. 16, 2000
8.	0:05	five times	

SHORTEST SCORING DRIVES (YARDS)

	YDS	OPPONENT	DATE
1.	-6 (FG)	Duke	Nov. 1, 1969
2.	-5 (FG)	Auburn	Oct. 15, 1977
	-5 (FG)	Georgia	Nov. 25, 2006
4.	-2 (FG)	Notre Dame	Nov. 18, 1967
	-2 (FG)	Notre Dame	Nov. 8, 1975
	-2 (FG)	Clemson	Oct. 10, 2015
7.	0 (FG)	Baylor	Nov. 7, 1992
8z.	1	11 times, most recently: at Tulane	Sept. 6, 2014

INDIVIDUAL GAME BESTS

RUSHING

MOST RUSHING ATTEMPTS

ATT	PLAYER	OPPONENT	DATE	
1.	39	Robert Lavette	Tennessee	Oct. 23, 1982
	39	Jerry Mays	Georgia	Dec. 2, 1989
3.	38	Robert Lavette	Georgia	Nov. 27, 1982
4.	37	Tashard Choice	Miami	Oct. 13, 2007
5.	36	Robert Lavette	Virginia	Oct. 13, 1984
	36	Tony Hollings	BYU	Sept. 21, 2002
	36	P.J. Daniels	North Carolina	Nov. 15, 2003
8.	35	C.J. Williams	Duke	Oct. 7, 1995
9.	34	Joe Burns	Syracuse	Aug. 26, 2001
	34	Joe Burns	NC State	Oct. 20, 2001
	34	Joe Burns	North Carolina	Nov. 1, 2001
	34	Tashard Choice	NC State	Nov. 4, 2006
	34	Anthony Allen	Duke	Nov. 20, 2010
14.	33	Lenny Snow	Texas Tech	Dec. 31, 1965
	33	Brent Cunningham	Duke	Nov. 1, 1969
	33	Robert Lavette	Memphis State	Sept. 25, 1982
	33	P.J. Daniels	Wake Forest	Oct. 11, 2003
	33	Tashard Choice	North Carolina	Nov. 17, 2007
19.	32	Lenny Snow	Tulane	Oct. 28, 1967
	32	Ajenavi Eziemefe	North Carolina	Sept. 28, 2002
	32	Tashard Choice	North Carolina	Nov. 11, 2006
	32	Tashard Choice	Clemson	Sept. 29, 2007
	32	Tashard Choice	Maryland	Oct. 6, 2007
	32	Josh Nesbitt	North Carolina	Sept. 26, 2009
	32	Tevin Washington	Maryland	Oct. 8, 2011

MOST RUSHING YARDS

YDS	PLAYER	OPPONENT	DATE	
1.	356	Eddie Lee Ivery	Air Force	Nov. 11, 1978
2.	307	P.J. Daniels	Tulsa	Jan. 4, 2004
3.	240	P.J. Daniels	North Carolina	Nov. 15, 2003
4.	229	Jimmy Lincoln	Virginia	Sept. 19, 1991
5.	217	Brent Cunningham	Clemson	Oct. 3, 1970
6.	214	Roddy Jones	Georgia	Nov. 29, 2008
7.	207	Jerry Mays	Georgia	Dec. 2, 1989
8.	206	Jerry Mays	Western Carolina	Oct. 12, 1985
	206	C.J. Williams	Wake Forest	Nov. 19, 1994
10.	204	Tashard Choice	Miami	Oct. 13, 2007
11.	203	Robert Lavette	Georgia	Nov. 27, 1982
12.	198	Joe Burns	North Carolina	Nov. 1, 2001
13.	197	Robert Lavette	Navy	Nov. 14, 1981
14.	196	Tashard Choice	Notre Dame	Sept. 1, 2007
15.	195	Anthony Allen	Virginia	Oct. 9, 2010
16.	190	Brent Cunningham	Duke	Nov. 1, 1969
17.	189	Jonathan Dwyer	Wake Forest (OT)	Nov. 7, 2009
	189	Tony Hollings	BYU	Sept. 21, 2002
19.	188	Jerry Mays	NC State	Oct. 11, 1986
20.	186	Jonathan Dwyer	Vanderbilt	Oct. 31, 2009

MOST TOUCHDOWNS SCORED BY RUSHING

TD	PLAYER	OPPONENT	DATE	
1.	4	George Maloof	Georgia	Dec. 1, 1951
	4	Robert Lavette	Virginia	Nov. 6, 1982
	4	Tony Hollings	Connecticut	Sept. 7, 2002
	4	P.J. Daniels	Tulsa	Jan. 4, 2004
	4	Tevin Washington	Middle Tennessee	Sept. 29, 2012
6.	3	40 times, most recently: Patrick Skov	Alcorn State	Sept. 3, 2015

LONGEST RUSHING ATTEMPTS

YDS	PLAYER	OPPONENT	DATE
95 (t)	Orwin Smith	Kansas	Sept. 17, 2011
88 (t)	Jonathan Dwyer	Mississippi State	Sept. 20, 2008
87 (t)	Bob McCoy	Citadel	Nov. 20, 1948
85 (t)	Jonathan Dwyer	at North Carolina	Nov. 8, 2008
85 (t)	Gerry Bussell	at Georgia	Dec. 1, 1962
85 (t)	Morris Harrison	Citadel	Oct. 25, 1947
83 (t)	Robert Lavette	Navy	Nov. 14, 1981
82 (t)	Anthony Allen	Clemson	Sept. 10, 2009
80 (t)	Eddie Lee Ivery	at Air Force	Nov. 11, 1978
79	Vad Lee	Presbyterian	Sept. 8, 2012
79 (t)	Jerry Mays	NC State	Oct. 11, 1986
77 (t)	Orwin Smith	Virginia	Sept. 15, 2012
77 (t)	Orwin Smith	Western Carolina (th)	Sept. 1, 2011
77 (t)	Bill Teas	LSU	Oct. 9, 1954
75 (t)	DeAndre Smelter	at North Carolina	Oct. 18, 2014
75 (t)	Jimmy Lincoln	Furman	Sept. 11, 1993
74 (t)	Jonathan Dwyer	Jacksonville State	Sept. 5, 2009
73 (t)	Orwin Smith	at North Carolina	Sept. 18, 2010
73 (t)	Tashard Choice	Samford	Sept. 8, 2007
73	Nate Kelsey	at Virginia	Sept. 20, 1986
73 (t)	Eddie Lee Ivery	at Air Force	Nov. 11, 1978
73	George Volkert	Florida State	Oct. 22, 1955
72 (t)	Tony Hollings	at Clemson	Sept. 14, 2002
72 (t)	Robert Lavette	Georgia	Nov. 26, 1983
72 (t)	Rodney Lee	at Tennessee	Oct. 8, 1977
71 (t)	Joshua Nesbitt	at Virginia Tech (th)	Nov. 4, 2010
71	Charles Wiley	at Wake Forest	Nov. 4, 1995
70	Robert Lavette	North Carolina	Oct. 3, 1981

HISTORIC

YDS	PLAYER	OPPONENT	DATE
82 (t)	Buck Flowers	Georgetown	Nov. 13, 1920

ACC GAMES

YDS	PLAYER	OPPONENT	DATE
85 (t)	Jonathan Dwyer	at North Carolina	Nov. 8, 2008
82 (t)	Anthony Allen	Clemson	Sept. 10, 2009
79 (t)	Jerry Mays	NC State	Oct. 11, 1986
77 (t)	Orwin Smith	Virginia	Sept. 15, 2012
73 (t)	Orwin Smith	at North Carolina	Sept. 18, 2010
73	Nate Kelsey	at Virginia	Sept. 20, 1986

PASSING

MOST PASS ATTEMPTS

ATT	PLAYER	OPPONENT	DATE	
1.	61	Larry Good	Tennessee	Oct. 12, 1968
2.	57	George Godsey	Clemson	Oct. 28, 2000
3.	55	George Godsey	Virginia	Nov. 10, 2001
4.	53	Reggie Ball	NC State	Oct. 6, 2005
5.	49	Darrell Gast	Duke	Oct. 31, 1987
6.	47	Tommy Luginbill	Florida State	Nov. 5, 1994
	47	Reggie Ball	Duke	Nov. 8, 2003
	47	Reggie Ball	North Carolina	Sept. 10, 2005
9.	46	Michael Kelley	Georgia	Nov. 29, 1980
	46	Todd Rampley	Wake Forest	Nov. 12, 1988
	46	Shawn Jones	Georgia	Nov. 28, 1992
12.	45	Tommy Luginbill	Virginia	Oct. 15, 1994
	45	George Godsey	Maryland (OT)	Oct. 11, 2001
	45	A.J. Suggs	Maryland	Oct. 17, 2002
15.	44	Eddie McAshan	Miami	Sept. 26, 1970
	44	Michael Kelley	Georgia	Dec. 5, 1981
	44	Rick Strom	North Carolina	Sept. 19, 1987
	44	A.J. Suggs	Florida State	Nov. 9, 2002
19.	43	Shawn Jones	Virginia	Sept. 19, 1992
	43	Sean Jones	Wake Forest	Nov. 14, 1992
	43	George Godsey	NC State (OT)	Sept. 21, 2000

RECORDS

INDIVIDUAL GAME BESTS

MOST PASS COMPLETIONS

COMP	PLAYER	OPPONENT	DATE	
1.	39	George Godsey	Virginia	Nov. 10, 2001
2.	35	George Godsey	Clemson	Oct. 28, 2000
3.	29	George Godsey	Virginia	Nov. 9, 2000
4.	28	A.J. Suggs	Maryland	Oct. 17, 2002
5.	27	Michael Kelley	Georgia	Nov. 29, 1980
	27	Reggie Ball	Duke	Nov. 8, 2003
7.	26	Shawn Jones	Georgia	Nov. 28, 1992
	26	George Godsey	Maryland (OT)	Oct. 11, 2001
	26	A.J. Suggs	Virginia	Oct. 26, 2002
10.	25	Larry Good	Tennessee	Oct. 12, 1968
	25	Michael Kelley	Georgia	Dec. 5, 1981
	25	Todd Rampley	Wake Forest	Nov. 12, 1988
	25	Shawn Jones	Virginia	Sept. 19, 1992
	25	Tommy Luginbill	Virginia	Oct. 15, 1994
	25	George Godsey	Florida State	Dec. 1, 2001
16.	24	10 times		

HIGHEST COMPLETION PERCENTAGE (MINIMUM 10 ATTEMPTS)

COMP	PLAYER	OPPONENT	DATE	
1.	.880	22-25 Joe Hamilton	Florida State	Sept. 11, 1999
2.	.875	14-16 George Godsey	Citadel	Sept. 1, 2001
3.	.867	13-15 Kim King	Auburn	Oct. 16, 1965
4.	.818	9-11 James Person	Georgia	Nov. 30, 1968
5.	.809	17-21 Joe Hamilton	Maryland	Nov. 22, 1997
6.	.808	21-26 Joe Hamilton	Virginia	Nov. 8, 1997
7.	.800	12-15 Kim King	Duke	Oct. 30, 1965
	.800	12-15 James Stevens	Iowa State	Dec. 18, 1972
9.	.789	15-19 Joe Hamilton	Duke	Sept. 26, 1996
10.	.786	11-14 John Williams	Texas Tech	Dec. 19, 1970
	.786	11-14 Joshua Nesbitt	Mississippi State	Oct. 3, 2009
12.	.784	29-37 George Godsey	Virginia	Nov. 9, 2000
13.	.778	14-18 Jim Bob Taylor	Citadel	Sept. 18, 1982
14.	.769	10-13 A.J. Suggs	Vanderbilt	Aug. 31, 2002
15.	.762	16-21 George Godsey	Wake Forest	Oct. 14, 2000
16.	.750	12-16 Billy Lothridge	Duke	Nov. 3, 1962
	.750	18-24 James Stevens	Clemson	Sept. 29, 1973
	.750	15-20 Shawn Jones	Georgia	Dec. 1, 1990
	.750	18-24 Joe Hamilton	Wake Forest	Sept. 14, 1996
20.	.741	20-27 George Godsey	Wake Forest	Nov. 17, 2001

MOST COMPLETIONS WITHOUT AN INTERCEPTION

COMP	PLAYER	OPPONENT	DATE	
1.	35	George Godsey	Clemson	Oct. 28, 2000
2.	29	George Godsey	Virginia	Nov. 9, 2000
3.	28	A.J. Suggs	Maryland	Oct. 17, 2002
4.	26	A.J. Suggs	Virginia	Oct. 26, 2002
5.	25	Shawn Jones	Virginia	Sept. 19, 1992
6.	24	Donnie Davis	NC State	Oct. 23, 1993
	24	Tommy Luginbill	North Carolina	Oct. 8, 1994
	24	George Godsey	NC State	Oct. 20, 2001
	24	Reggie Ball	NC State	Oct. 4, 2003
	24	Reggie Ball	North Carolina	Sept. 10, 2005
11.	23	Joe Hamilton	Duke	Oct. 16, 1999
	23	George Godsey	Stanford	Dec. 27, 2001
13.	22	Joe Hamilton	Duke	Nov. 15, 1997
	22	Joe Hamilton	Florida State	Sept. 11, 1999
	22	Reggie Ball	Connecticut	Nov. 13, 2004
	22	Taylor Bennett	Maryland	Oct. 6, 2007
17.	21	Shawn Jones	Clemson	Sept. 26, 1992
	21	Joe Hamilton	NC State	Oct. 11, 1997
	21	Joe Hamilton	Virginia	Nov. 8, 1997
20.	20	Joe Hamilton	Duke	Oct. 3, 1998
	20	Taylor Bennett	Boston College	Sept. 15, 2007

MOST INTERCEPTIONS THROWN

INT	PLAYER	OPPONENT	DATE	
1.	5	Jerry Priestley	Tennessee	Nov. 7, 1964
	5	Eddie McAshan	Rice	Sept. 30, 1972
3.	4	Stanley Gann	Auburn	Oct. 15, 1960
	4	Marvin Hoffman	Tennessee	Oct. 11, 1969
	4	Eddie McAshan	Tennessee	Oct. 10, 1970
	4	James Stevens	South Carolina	Sept. 15, 1973
	4	Michael Kelley	Alabama	Sept. 8, 1979
	4	Michael Kelley	Georgia	Nov. 24, 1979
	4	Joel Peebles	Auburn	Oct. 18, 1980
	4	Darrell Gast	Wake Forest	Nov. 21, 1987
	4	Demarius Bilbo	Fresno State	Dec. 31, 2002
	4	Taylor Bennett	Virginia Tech	Nov. 1, 2007
13.	3	40 times		

MOST PASSING YARDS

YDS	PLAYER	OPPONENT	DATE	
1.	486	George Godsey	Virginia	Nov. 10, 2001
2.	454	George Godsey	Clemson	Oct. 28, 2000
3.	416	Darrell Gast	Duke	Oct. 31, 1987
4.	387	Joe Hamilton	Florida State	Sept. 11, 1999
	387	Joe Hamilton	Maryland	Sept. 30, 1999
6.	371	Eddie McAshan	Rice	Sept. 30, 1972
7.	361	Michael Kelley	Navy	Nov. 17, 1979
8.	354	George Godsey	Maryland	Nov. 18, 2000
9.	341	Joe Hamilton	Georgia (OT)	Nov. 27, 1999
10.	337	Joe Hamilton	Virginia	Nov. 8, 1997
11.	333	Michael Kelley	Georgia	Nov. 29, 1980
	333	George Godsey	Wake Forest	Oct. 14, 2000
13.	326	Taylor Bennett	West Virginia	Jan. 1, 2007
14.	324	Joe Hamilton	Duke	Oct. 16, 1999
15.	323	George Godsey	Virginia	Nov. 9, 2000
16.	322	Joe Hamilton	Clemson	Nov. 13, 1999
17.	320	George Godsey	Maryland (OT)	Oct. 11, 2001
	320	Reggie Ball	North Carolina	Sept. 10, 2005
19.	319	Kim King	Virginia	Nov. 13, 1965
20.	317	Rick Strom	Citadel	Sept. 12, 1987

HIGHEST PASS EFFICIENCY (MINIMUM 10 PASS ATTEMPTS)

EFF	STATS	PLAYER	OPPONENT	DATE	
1.	312.80	[8-13, 271, 3 TD]	Tevin Washington	Western Carolina	Sept. 1, 2011
2.	289.80	[6-10, 195, 2 TD]	Joshua Nesbitt	Duke	Nov. 14, 2009
3.	275.25	[11-15, 282, 2 TD]	Justin Thomas	Wofford	Aug. 30, 2014
4.	272.25	[16-21, 333, 4 TD]	George Godsey	Wake Forest	Oct. 14, 2000
5.	270.83	[22-25, 387, 4 TD]	Joe Hamilton	Florida State	Sept. 11, 1999
6.	261.74	[11-14, 266, 1 TD]	Joshua Nesbitt	Mississippi State	Oct. 3, 2009
7.	252.93	[11-18, 317, 3 TD, 1 INT]	Rick Strom	The Citadel	Sept. 12, 1987
8.	245.30	[14-16, 222, 2 TD]	George Godsey	The Citadel	Sept. 1, 2001
9.	244.70	[6-10, 102, 3 TD]	Tevin Washington	Duke	Nov. 17, 2012
10.	243.20	[9-13, 230, 1 TD]	Jaybo Shaw	Duke	Oct. 4, 2008

MOST TOUCHDOWNS SCORED BY PASSING

TD	PLAYER	OPPONENT	DATE	
1.	5	Eddie McAshan	Rice	Sept. 30, 1972
	5	Joe Hamilton	Clemson	Nov. 13, 1999
3.	4	Eddie Prokop	Tulane	Nov. 13, 1943
	4	Frank Broyles	Tulane	Nov. 11, 1944
	4	Darrell Crawford	Auburn	Oct. 20, 1951
	4	Shawn Jones	Maryland	Oct. 7, 1989
	4	Shawn Jones	Georgia	Dec. 1, 1990
	4	Tommy Luginbill	Western Carolina	Sept. 10, 1994
	4	Joe Hamilton	Florida State	Sept. 11, 1999
	4	Joe Hamilton	Georgia (OT)	Nov. 27, 1999
	4	George Godsey	Wake Forest	Oct. 14, 2000
	4	Reggie Ball	Clemson	Sept. 11, 2004
	4	Reggie Ball	NC State	Nov. 4, 2006
	4	Vad Lee	Duke	Sept. 14, 2013
	4	Justin Thomas	Georgia Southern	Sept. 13, 2014
16.	3	33 times, most recently: Justin Thomas	Virginia	Nov. 1, 2014

INDIVIDUAL GAME BESTS

LONGEST PASS COMPLETIONS

YDS	QB/RECEIVER	OPPONENT	DATE
1. 96	(t) Brandon Shaw to Charlie Rogers	UCF	Oct. 26, 1996
2. 90	(t) Ted Peebles to Drew Hill	at Duke	Sept. 9, 1978
3. 88	(t) Jaybo Shaw to Demaryius Thomas	Duke	Oct. 4, 2008
4. 87	(t) Darrell Gast to Greg Lester	at Duke	Oct. 31, 1987
87	(t) Joshua Nesbitt to Embry Peebles	at Vanderbilt	Oct. 31, 2009
6. 82	(t) Shawn Jones to Keenan Walker	Maryland	Oct. 12, 1991
82	(t) Tevin Washington to Stephen Hill	Western Carolina (th)	Sept. 1, 2011
82	(t) Vad Lee to Jeff Greene	Presbyterian	Sept. 8, 2012
9. 81	(t) Shawn Jones to Bobby Rodriguez	at Clemson	Oct. 14, 1989
10. 80	(t) Kim King to John Sias	TCU	Sept. 30, 1967
80	(t) Mike Kelley to Leon Chadwick	at Notre Dame	Oct. 6, 1979
80	(t) Donnie Davis to Derrick Steagall	Furman	Sept. 11, 1993
80	(t) Graham Stroman to C.J. Williams	at Maryland	Oct. 22, 1994
80	(t) Joe Hamilton to Dez White	at Florida State	Sept. 11, 1999
80	(t) Joe Hamilton to Dez White	Maryland (th)	Sept. 30, 1999
80	(t) Reggie Ball to Nate Curry	vs. Syracuse	Dec. 21, 2004
17. 79	(t) E.M. Holtsinger to J.W. Kilzer	Auburn	Oct. 27, 1945
79	Rick Strom to Steve Davenport	Citadel	Sept. 12, 1987
79	(t) Calvin Booker to Jonathan Dwyer	Gardner-Webb	Oct. 11, 2008
79	(t) Tevin Washington to Stephen Hill	Duke	Nov. 20, 2010
79	(t) Justin Thomas to Charles Perkins	at Pittsburgh	Oct. 25, 2014
22. 78	(t) Ken Bonifay to John Sias	at Duke	Nov. 2, 1968
78	(t) Shawn Jones to William Bell	Chattanooga	Sept. 22, 1990
24. 77	(t) Eddie McAshan to Jimmy Robinson	at Michigan State	Sept. 23, 1972
77	(t) Tommy Luginbill to Omar Cassidy	at North Carolina	Oct. 8, 1994
77	(t) Tevin Washington to Stephen Hill	Western Carolina (th)	Sept. 1, 2011
27. 76	(t) Shawn Jones to Greg Lester	Virginia (th)	Sept. 19, 1991
76	(t) Joshua Nesbitt to Demaryius Thomas	Georgia	Nov. 28, 2009
29. 75	Donnie Davis to Dorsey Levens	Baylor	Nov. 6, 1993
75	(t) Joshua Nesbitt to Demaryius Thomas	at Duke	Nov. 14, 2009

MOST RECEIVING YARDS

YDS	PLAYER	OPPONENT	DATE
1. 243	Dez White	Virginia	Oct. 17, 1998
2. 230	Demaryius Thomas	Duke	Oct. 4, 2008
3. 223	Derrick Steagall	Virginia	Nov. 8, 1997
4. 215	Dez White	Maryland	Sept. 30, 1999
5. 209	Kelly Campbell	Clemson	Oct. 28, 2000
6. 203	Kris Kentera	Navy	Nov. 17, 1979
203	Kelly Campbell	North Carolina (OT)	Oct. 9, 1999
8. 198	John Sias	Navy	Nov. 9, 1968
9. 194	Jonathan Smith	Wake Forest	Oct. 11, 2003
10. 193	Greg Lester	Duke	Oct. 31, 1987
193	Kelly Campbell	Syracuse	Aug. 26, 2001
12. 190	Kelly Campbell	Duke	Oct. 16, 1999
13. 186	Calvin Johnson	West Virginia	Jan. 1, 2007
14. 181	Stephen Hill	Western Carolina	Sept. 1, 2011
15. 176	Jason McGill	Maryland	Oct. 10, 1992
16. 174	Demaryius Thomas	Mississippi State	Oct. 3, 2009
17. 172	Will Glover	Virginia	Nov. 10, 2001
18. 171	Craig Baynham	Virginia	Nov. 13, 1965
171	Dez White	North Carolina	Sept. 26, 1998
20. 170	Jonathan Smith	Clemson	Sept. 20, 2003

MOST TOUCHDOWNS SCORED BY RECEIVING

TD	PLAYER	OPPONENT	DATE
1. 4	Buck Martin	Auburn	Oct. 20, 1951
2. 3	Craig Baynham	Duke	Oct. 30, 1965
3	Kris Kentera	Navy	Nov. 17, 1979
3	Jason McGill	Maryland	Oct. 10, 1992
3	Dez White	Virginia	Oct. 17, 1998
3	Calvin Johnson	Clemson	Sept. 11, 2004

ACC GAMES

YDS	QB/RECEIVER	OPPONENT	DATE
1. 88	(t) Jaybo Shaw to Demaryius Thomas	Duke	Oct. 4, 2008
2. 87	(t) Darrell Gast to Greg Lester	at Duke	Oct. 31, 1987
3. 82	(t) Shawn Jones to Keenan Walker	Maryland	Oct. 12, 1991
4. 81	(t) Shawn Jones to Bobby Rodriguez	at Clemson	Oct. 14, 1989

RECEIVING

MOST PASS RECEPTIONS

REC	PLAYER	OPPONENT	DATE	
1.	14	John Sias	Navy	Nov. 9, 1968
	14	Stephen Harkey	South Carolina	Sept. 12, 1970
	14	Robert Lavette	Notre Dame	Nov. 7, 1981
	14	Kelly Campbell	Clemson	Oct. 28, 2000
5.	13	Will Glover	Virginia	Nov. 10, 2001
6.	11	Kelly Campbell	Duke	Oct. 16, 1999
7.	10	Jerry Mays	Wake Forest	Nov. 12, 1988
	10	Kelly Campbell	Syracuse	Aug. 26, 2001
	10	Kelly Campbell	Stanford	Dec. 27, 2001
	10	Calvin Johnson	NC State	Oct. 6, 2005
	10	Calvin Johnson	Maryland	Oct. 7, 2006
12.	9	22 times, most recently; Demaryius Thomas	Duke	Oct. 4, 2008

TOTAL OFFENSE

MOST OFFENSIVE PLAYS

PLAYS	PLAYER	OPPONENT	DATE
1. 68	Larry Good	Tennessee	Oct. 12, 1968
2. 65	Reggie Ball	NC State	Oct. 6, 2005
3. 63	George Godsey	Clemson	Oct. 28, 2000
63	George Godsey	Virginia	Nov. 10, 2001
5. 62	Joe Hamilton	Miami	Jan. 1, 2000
6. 57	Shawn Jones	Georgia	Nov. 28, 1992
7. 56	Kim King	Georgia	Nov. 27, 1965
56	Reggie Ball	Clemson	Sept. 20, 2003
56	Reggie Ball	Clemson	Sept. 11, 2004
10. 55	Reggie Ball	Duke	Nov. 8, 2003
11. 54	Tommy Luginbill	Virginia	Oct. 15, 1994
54	George Godsey	Maryland (OT)	Oct. 11, 2001
54	Reggie Ball	North Carolina	Sept. 10, 2005
14. 53	Joe Hamilton	Maryland	Nov. 11, 1996
53	Joe Hamilton	Georgia	Nov. 29, 1997
53	A.J. Suggs	Florida State	Nov. 9, 2002
53	Reggie Ball	NC State	Oct. 4, 2003
18. 51	Michael Kelley	Duke	Nov. 3, 1979
51	Rick Strom	North Carolina	Sept. 19, 1987
51	Shawn Jones	Virginia	Sept. 19, 1992
51	Joe Hamilton	Wake Forest	Nov. 20, 1999
51	George Godsey	NC State (OT)	Sept. 21, 2000
51	Tevin Washington	Maryland	Oct. 8, 2011

INDIVIDUAL GAME BESTS

MOST TOTAL OFFENSE YARDS

YDS	PLAYER	OPPONENT	DATE	
1. 477	George Godsey	Virginia	Nov. 10, 2001	
2. 474	Joe Hamilton	Maryland	Sept. 30, 1999	
3. 450	George Godsey	Clemson	Oct. 28, 2000	
4. 435	Joe Hamilton	Georgia (OT)	Nov. 27, 1999	
5. 412	Darrell Gast	Duke	Oct. 31, 1987	
6. 410	Joe Hamilton	Clemson	Nov. 13, 1999	
7. 405	Joe Hamilton	Florida State	Sept. 11, 1999	
8. 387	Joe Hamilton	Duke	Oct. 16, 1999	
9. 376	Michael Kelley	Navy	Nov. 17, 1979	
10. 368	Joe Hamilton	Virginia	Nov. 8, 1997	
11. 367	Reggie Ball	NC State	Oct. 6, 2005	
12. 365	Eddie McAshan	Rice	Sept. 30, 1972	
13. 364	Joe Hamilton	NC State	Oct. 11, 1997	
14. 362	Joe Hamilton	North Carolina	Sept. 26, 1998	
15. 357	George Godsey	Maryland	Nov. 18, 2000	
16. 356	Eddie Lee Ivery	Air Force	Nov. 11, 1978	
	356	Joe Hamilton	West Virginia	Dec. 29, 1997
18. 353	Justin Thomas	Wofford	Aug. 30, 2014	
19. 350	Joe Hamilton	North Carolina (OT)	Oct. 9, 1999	
20. 348	Joe Hamilton	Maryland	Nov. 22, 1997	

MOST TOUCHDOWNS SCORED

TD	PLAYER	OPPONENT	DATE
1. 4	Buck Martin	Auburn	Oct. 20, 1951
4	George Maloof	Georgia	Dec. 1, 1951
4	Robert Lavette	Virginia	Nov. 6, 1982
4	C.J. Williams	NC State	Nov. 11, 1995
4	Joe Burns	North Carolina	Sept. 30, 2000
4	Tony Hollings	Connecticut	Sept. 7, 2002
4	P.J. Daniels	Tulsa	Jan. 4, 2004
4	Tevin Washington	Middle Tennessee	Sept. 29, 2012
9. 3	57 times, most recently: Clinton Lynch	Virginia	Oct. 31, 2015

LONGEST TOUCHDOWN SCORED

YDS	PLAYER	OPPONENT	DATE
1. 100 (ir)	Frank Broyles	Clemson	Sept. 30, 1944
100 (ir)	Jeff Ford	Notre Dame	Nov. 15, 1969
100 (kr)	Drew Hill	at Georgia	Dec. 2, 1978
100 (kr)	Dez White	at Maryland	Oct. 31, 1998
100 (kr)	Jamal Golden	at North Carolina	Nov. 10, 2012
6. 99 (ir)	Bill Eastman	Tulane	Oct. 22, 1966
99 (kr)	Gary Lee	NC State	Oct. 11, 1986
8. 97 (kr)	Eddie Lee Ivery	at Notre Dame	Nov. 5, 1977
97 (kr)	Drew Hill	at Auburn	Oct. 21, 1978
97 (ir)	Jamal Lewis	Samford	Sept. 9, 2006
97 (kr)	Jamal Golden	BYU	Oct. 27, 2012
9. 96 (p)	Brandon Shaw to Charlie Rogers	UCF	Oct. 26, 1996
10. 95 (pr)	Randy Rhino	South Carolina	Sept. 16, 1972
95 (kr)	Cory Collier	at Duke	Oct. 29, 1983
95 (kr)	Gary Lee	Georgia	Nov. 30, 1985
95 (ir)	Ken Swilling	at NC State	Sept. 9, 1989
95 (kr)	Dez White	at Duke	Nov. 15, 1997
95 (r)	Orwin Smith	Kansas	Sept. 17, 2011
95 (ir)	Tyler Marcordes	Elon	Aug. 31, 2013
17. 93 (kr)	Billy Williamson	Tennessee	Nov. 5, 1960
93 (kr)	Gerry Bussell	Tulane	Oct. 27, 1962
19. 91 (kr)	Lester Simerville	at Tulane	Oct. 26, 1957
20. 90 (p)	Ted Peebles to Drew Hill	at Duke	Sept. 9, 1978
90 (ir)	Kofi Smith	Wake Forest	Nov. 21, 1998
22. 88 (r)	Jonathan Dwyer	Mississippi State	Sept. 20, 2008
88 (p)	Jaybo Shaw to Demaryius Thomas	Duke	Oct. 4, 2008
24. 87 (p)	Darrell Gast to Greg Lester	at Duke	Oct. 31, 1987
87 (p)	Joshua Nesbitt to Embry Peebles	at Vanderbilt	Oct. 31, 2009
26. 86 (pr)	Bill Eastman	Navy	Oct. 23, 1965

HISTORIC

YDS	PLAYER	OPPONENT	DATE
1. 102 (kr)	Dewey Scarborough	Georgetown	Nov. 15, 1919
2. 92 (pr)	Everett Strupper	Mercer	Sept. 30, 1916
92 (pr)	Pat Barron	at Pennsylvania	Nov. 14, 1931

ACC GAMES

YDS	PLAYER	OPPONENT	DATE
1. 100 (kr)	Jamal Golden	at North Carolina	Nov. 10, 2012
100 (kr)	Dez White	at Maryland	Oct. 31, 1998
3. 99 (kr)	Gary Lee	NC State	Oct. 11, 1986
4. 95 (kr)	Dez White	at Duke	Nov. 15, 1997
95 (ir)	Ken Swilling	at NC State	Sept. 9, 1989
95 (kr)	Cory Collier	at Duke	Oct. 29, 1983

PUNTING

MOST PUNTS

P	PLAYER	OPPONENT	DATE
1. 12	Chip Pallman	Notre Dame	Nov. 14, 1970
12	Sean McDevitt	Clemson	Sept. 26, 1987
12	Rodney Williams	Florida State	Oct. 18, 1997
4. 11	Tommy Chapman	Clemson	Oct. 7, 1967
11	Harper Brown	Notre Dame	Nov. 8, 1975
11	Jeff Pierce	North Carolina	Oct. 4, 1980
11	Ben Arndt	Virginia Tech	Sept. 24, 2005
8. 10	Jerry Priestley	Tulane	Oct. 24, 1964
10	Jerry Priestley	Vanderbilt	Sept. 18, 1965
10	Tommy Chapman	Notre Dame	Nov. 18, 1967
10	Tommy Chapman	USC	Oct. 25, 1969
10	Chip Pallman	Miami	Sept. 26, 1970
10	Jeff Pierce	Florida	Sept. 20, 1980
10	Jeff Pierce	Notre Dame	Nov. 8, 1980
10	Jeff Pierce	Notre Dame	Nov. 7, 1981
10	Ron Rice	Auburn	Oct. 16, 1982
10	Mike Snow	Chattanooga	Nov. 9, 1985
10	Sean McDevitt	Chattanooga	Sept. 10, 1988
10	William Weaver	Clemson	Sept. 28, 1991
10	Ben Arndt	Clemson	Sept. 11, 2004
10	Durant Brooks	Boston College	Sept. 15, 2007

MOST PUNT YARDS

YDS	PLAYER	OPPONENT	DATE
1. 553	Rodney Williams	Florida State	Oct. 18, 1997
2. 505	Sean McDevitt	Clemson	Sept. 26, 1987
3. 464	Ben Arndt	Virginia Tech	Sept. 24, 2005
4. 454	Ron Rice	Auburn	Oct. 16, 1982
5. 453	Durant Brooks	Boston College	Sept. 15, 2007
6. 443	Chip Pallman	Notre Dame	Nov. 14, 1970
7. 440	Jeff Pierce	North Carolina	Oct. 4, 1980
8. 434	Jeff Pierce	Notre Dame	Nov. 7, 1981
9. 420	Ben Arndt	Clemson	Sept. 11, 2004
10. 412	Harper Brown	Notre Dame	Nov. 8, 1975
11. 411	Jeff Pierce	Florida	Sept. 20, 1980
12. 408	Jeff Pierce	Notre Dame	Nov. 8, 1980
13. 406	Chris Morehouse	UCF	Sept. 2, 2000
14. 405	Tommy Chapman	Clemson	Oct. 7, 1967
405	Jeff Pierce	Navy	Nov. 15, 1980
16. 397	Chip Pallman	Miami	Sept. 26, 1970
17. 390	Jason Bender	Wake Forest	Nov. 14, 1992
18. 389	Jeff Pierce	Tennessee	Oct. 10, 1981
19. 387	Jeff Pierce	Tulane	Oct. 27, 1979
20. 381	Tommy Chapman	Notre Dame	Nov. 16, 1968

INDIVIDUAL GAME BESTS

HIGHEST PUNT AVERAGE [MINIMUM 2 PUNTS]

	AVG	PLAYER	OPPONENT	DATE
1.	65.5	Michael Kelley	Alabama	Sept. 8, 1979
2.	60.0	Durant Brooks	North Carolina	Nov. 17, 2007
3.	55.5	Dan Dyke	Clemson (OT)	Sept. 29, 2001
4.	55.0	Rodney Williams	Boston College	Oct. 4, 1997
5.	54.5	Rodney Williams	Duke	Nov. 15, 1997
	54.5	Dan Dyke	Duke	Oct. 16, 1999
7.	52.7	Rodney Williams	NC State	Oct. 11, 1997
8.	52.5	Sean Poole	Duke	Sept. 14, 2013
9.	52.0	Jason Bender	NC State	Oct. 1, 1994
	52.0	Sean Poole	Middle Tennessee	Sept. 10, 2011
11.	51.8	Rodney Williams	Florida State	Oct. 24, 1998
12.	51.7	Chandler Anderson	Duke	Nov. 14, 2009
13.	51.0	James Brantley	Auburn	Oct. 19, 1957
	51.0	Joe Delaney	Duke	Nov. 1, 1958
	51.0	Chick Graning	Auburn	Oct. 21, 1961
	51.0	Chandler Anderson	Jacksonville State	Sept. 5, 2009
17.	50.8	Durant Brooks	Miami	Oct. 28, 2006
18.	50.7	Harper Brown	Miami	Sept. 20, 1975
19.	50.3	Rodney Williams	Georgia	Nov. 23, 1995
	50.3	Dan Dyke	Duke	Oct. 21, 2000

LONGEST PUNTS

	YDS	PLAYER	OPPONENT	DATE
1.	80	Dave Davis	Army	Nov. 8, 1952
	80	Mike Kelley	Alabama	Sept. 8, 1979
3.	78	Ben Arndt	Miami	Nov. 19, 2005
4.	77	Gerald Burch	Clemson	Nov. 8, 1958
	77	Rodney Williams	Virginia	Oct. 5, 1996
	77	Durant Brooks	North Carolina	Nov. 17, 2007
7.	72	Joe Delany	Tennessee	Oct. 11, 1958
8.	71	Chris Morehouse	Georgia	Nov. 24, 2001
9.	70	Charlie Mason	Florida	Nov. 23, 1957
	70	Tommy Chapman	Miami	Nov. 10, 1967
	70	Tommy Chapman	Notre Dame	Nov. 18, 1967
12.	69	Joe Delany	SMU	Oct. 25, 1958
	69	Ben Smith	Florida	Oct. 1, 1960
14.	68	Ben Smith	Clemson	Oct. 3, 1959
	68	Jeff Pierce	Tennessee	Oct. 11, 1980
	68	Dan Dyke	Florida State	Sept. 9, 2000
17.	67	Jason Bender	Stanford	Dec. 25, 1991
18.	66	Kenneth Owen	Duke	Nov. 3, 1956
	66	Robert Dover	SMU	Sept. 28, 1957
	66	Harper Brown	Clemson	Sept. 27, 1975
	66	Ted Peeples	South Carolina	Sept. 10, 1977
	66	Durant Brooks	Army	Oct. 20, 2007
	66	Sean Poole	Duke	Sept. 14, 2013

HISTORIC

	YDS	PLAYER	OPPONENT	DATE
1.	85	Buck Flowers	Davidson	Oct. 9, 1920
2.	80	Robert Parham	Georgia	Nov. 13, 1926

FIELD GOALS

MOST FIELD GOALS

	FG	PLAYER	OPPONENT	DATE
1.	5	Ron Rice	The Citadel	Sept. 18, 1982
2.	4	Cam Bonifay	Navy	Nov. 17, 1973
	4	Scott Sisson	Florida State	Oct. 17, 1992
	4	Luke Manget	Clemson (OT)	Sept. 29, 2001
	4	Travis Bell	Notre Dame	Sept. 1, 2007
	4	Scott Blair	Clemson	Dec. 5, 2009
7.	3	33 times, most recently: Harrison Butker	Florida State	Oct. 24, 2015

MOST FIELD GOAL ATTEMPTS

	FGA	PLAYER	OPPONENT	DATE
1.	7	Luke Manget	NC State	Oct. 20, 2001
2.	5	Thomas Wells	Duke	Nov. 1, 1958
	5	Ron Rice	The Citadel	Sept. 18, 1982
	5	Tyler Jarrett	Clemson	Sept. 25, 1993
	5	David Frakes	Wake Forest	Sept. 14, 1996
	5	Brad Chambers	Maryland	Oct. 31, 1998
	5	Travis Bell	Notre Dame	Sept. 1, 2007
8.	4	27 times, most recently: Harrison Butker	Clemson	Nov. 15, 2014

LONGEST FIELD GOALS

	YDS	PLAYER	OPPONENT	DATE
1.	55	E.O. Whealler	VMI	Nov. 10, 1973
	55	Ron Rice	The Citadel	Sept. 18, 1982
	55	David Bell	Georgia	Nov. 29, 1986
4.	54	Johnny Duncan	Clemson	Oct. 4, 1969
	54	E.O. Whealler	Auburn	Oct. 19, 1974
	54	Ron Rice	Duke	Oct. 29, 1983
7.	53	Dave Frakes	Virginia	Oct. 5, 1996
	53	Harrison Butker	Georgia	Nov. 29, 2014
	53	Harrison Butker	Florida State	Oct. 24, 2015
10.	52	E.O. Whealler	VMI	Nov. 10, 1973
	52	Thomas Palmer	North Carolina	Sept. 19, 1987
	52	Harrison Butker	Duke	Sept. 26, 2015
13.	51	David Bell	Furman	Sept. 13, 1986
	51	Scott Sisson	Penn State	Aug. 28, 1991
	51	Scott Sisson	Georgia	Nov. 30, 1991
	51	Scott Sisson	Florida State	Oct. 17, 1992
	51	Luke Manget	Virginia	Nov. 10, 2001
	51	Travis Bell	Virginia	Sept. 22, 2007
19.	50	Scott Sisson	Clemson	Sept. 26, 1992
	50	Luke Manget	NC State (OT)	Sept. 21, 2000
	50	Luke Manget	NC State	Oct. 20, 2001

LONGEST FIELD GOAL ATTEMPTS

	YDS	PLAYER	OPPONENT	DATE
1.	64	Ron Rice	Auburn	Oct. 16, 1982
2.	63	E.O. Whealler	VMI	Nov. 10, 1973
3.	62	Travis Bell	Georgia	Nov. 24, 2007
4.	60	Chris Leone	Virginia	Oct. 15, 1994
5.	59	E.O. Whealler	VMI	Nov. 10, 1973
	59	Kyle Belcher	Miami	Oct. 2, 2004
7.	57	Robert Jobson	Rice	Sept. 30, 1972
	57	E.O. Whealler	Navy	Nov. 18, 1972
	57	Scott Sisson	Duke	Oct. 27, 1990
10.	56	Ron Rice	North Carolina	Oct. 3, 1981
11.	55	E.O. Whealler	Auburn	Oct. 20, 1973
	55#	E.O. Whealler	VMI	Nov. 10, 1973
	55#	Ron Rice	Citadel	Sept. 18, 1982
	55	David Bell	North Carolina	Oct. 4, 1986
	55#	David Bell	Georgia	Nov. 29, 1986
	55	Harrison Butker	Georgia	Nov. 28, 2015

= Good

KICKOFF RETURNS

MOST KICKOFF RETURNS

	KR	PLAYER	OPPONENT	DATE
1.	7	Drew Hill	Notre Dame	Nov. 5, 1977
	7	Richard Hills	Duke	Oct. 31, 1987
	7	Dez White	Virginia	Nov. 6, 1999
	7	Kenny Scott	Virginia	Nov. 22, 2003
	7	Jamal Golden	North Carolina	Nov. 10, 2012
6.	6	Drew Hill	Georgia	Nov. 27, 1975
	6	Drew Hill	Duke	Oct. 29, 1977
	6	Richard Hills	Clemson	Sept. 26, 1987
	6	Howard Edwards	Duke	Oct. 28, 1989
	6	Kevin Tisdell	Virginia	Nov. 3, 1990
	6	Kevin Tisdell	Penn State	Aug. 28, 1991
	6	Dez White	Clemson	Nov. 13, 1999

INDIVIDUAL GAME BESTS

KR	PLAYER	OPPONENT	DATE	YDS	PLAYER	OPPONENT	DATE
6	Kelly Campbell	Georgia	Nov. 24, 2001	13. 91 (t)	Lester Simerville	at Tulane	Oct. 26, 1957
6	P.J. Daniels	Georgia	Nov. 30, 2002	14. 90	Kenny Scott	NC State	Oct. 4, 2003
6	Jamaal Evans	Georgia	Nov. 24, 2007	15. 87	Kevin Tisdell	Clemson	Oct. 13, 1990
6	Jamaal Evans	Fresno State	Dec. 31, 2007	16. 85 (t)	Kevin Tisdell	Duke	Oct. 27, 1990
6	Orwin Smith	Clemson	Dec. 5, 2009	17. 83	Orwin Smith	at Duke	Nov. 14, 2009
6	Daniel McKayhan	NC State	Sept. 25, 2010	18. 79	Tony Zenon	Maryland	Oct. 8, 2011
6	B.J. Bostic	Miami	Nov. 13, 2010	19. 76	Charlie Rogers	Navy	Nov. 23, 1996
6	B.J. Bostic	Georgia	Nov. 27, 2010	20. 74	T.J. Edwards	at Duke	Oct. 28, 1989
6	Orwin Smith	Miami (OT)	Sept. 22, 2012	21. 71	Drew Hill	Pittsburgh	Sept. 18, 1976

MOST KICKOFF RETURN YARDS

YDS	PLAYER	OPPONENT	DATE
1. 230	Jamal Golden	at North Carolina	Nov. 10, 2012
2. 184	Howard Edwards	Duke	Oct. 28, 1989
3. 174	Jamal Golden	BYU	Oct. 27, 2012
4. 167	Kevin Tisdell	Duke	Oct. 27, 1990
5. 166	Drew Hill	Georgia	Nov. 27, 1975
6. 157	Dez White	Virginia	Nov. 6, 1999
7. 156	Dez White	Maryland	Oct. 31, 1998
8. 154	Kenny Scott	NC State	Oct. 4, 2003
9. 152	Richard Hills	Duke	Oct. 31, 1987
10. 152	Kevin Tisdell	South Carolina	Oct. 19, 1991
11. 149	Drew Hill	Duke	Oct. 29, 1977
12. 149	Richard Hills	Clemson	Sept. 26, 1987
13. 147	Drew Hill	Notre Dame	Nov. 5, 1977
14. 146	Kenny Scott	Virginia	Nov. 22, 2003
15. 141	Dez White	Duke	Nov. 15, 1997
16. 140	Kevin Tisdell	Clemson	Oct. 13, 1990
17. 140	Jamal Golden	Wofford	Aug. 30, 2014
18. 139	Orwin Smith	Duke	Nov. 14, 2009
19. 138	Kevin Tisdell	Virginia	Nov. 3, 1990
20. 138	Daniel McKayhan	NC State	Sept. 25, 2010

HIGHEST KICKOFF RETURN AVERAGE [MINIMUM 2 RETURNS]

AVG	PLAYER	OPPONENT	DATE
1. 59.5	Jamal Golden	Duke	Oct. 11, 2014
2. 58.5	Drew Hill	Georgia	Dec. 2, 1978
3. 57.5	Drew Hill	Auburn	Oct. 21, 1978
4. 55.0	Correy Earls	Samford	Sept. 8, 2007
5. 52.0	Dez White	Maryland	Oct. 31, 1998
6. 51.3	Kenny Scott	NC State	Oct. 4, 2003
7. 46.7	Kevin Tisdell	Clemson	Oct. 13, 1990
8. 46.3	Orwin Smith	Duke	Nov. 14, 2009
9. 45.0	Howard Edwards	Western Carolina	Nov. 4, 1989
10. 44.7	Cory Collier	Duke	Oct. 29, 1983
11. 41.8	Kevin Tisdell	Duke	Oct. 27, 1990
12. 40.0	P.J. Daniels	Wake Forest	Oct. 5, 2002
13. 40.0	Lynn Griffin	Virginia	Oct. 26, 2013
14. 39.3	Lethon Flowers	North Carolina	Oct. 8, 1994
15. 38.5	Orwin Smith	Middle Tennessee	Sept. 29, 2012
16. 38.3	Charlie Rogers	Navy	Nov. 23, 1996
17. 38.3	Tony Zenon	Maryland	Oct. 8, 2011
18. 38.0	Charlie Rogers	Virginia	Nov. 8, 1997
19. 37.5	Lester Simmerville	Duke	Nov. 2, 1957
20. 37.5	Roddy Jones	Florida State	Nov. 1, 2008

LONGEST KICKOFF RETURNS

YDS	PLAYER	OPPONENT	DATE
1. 100 (t)	Drew Hill	at Georgia	Dec. 2, 1978
2. 100 (t)	Dez White	at Maryland	Oct. 31, 1998
3. 100 (t)	Jamal Golden	at North Carolina	Nov. 10, 2012
4. 99 (t)	Gary Lee	NC State	Oct. 11, 1986
5. 97 (t)	Eddie Lee Ivery	at Notre Dame	Nov. 5, 1977
6. 97 (t)	Drew Hill	at Auburn	Oct. 21, 1978
7. 97 (t)	Jamal Golden	BYU	Oct. 27, 2012
8. 95	Cory Collier	at Duke	Oct. 29, 1983
9. 95 (t)	Gary Lee	Georgia	Nov. 30, 1985
10. 95 (t)	Dez White	at Duke	Nov. 15, 1997
11. 93 (t)	Billy Williamson	Tennessee	Nov. 5, 1960
12. 93 (t)	Gerry Bussell	Tulane	Oct. 27, 1962

HISTORIC

YDS	PLAYER	OPPONENT	DATE
1. 102 (t)	Dewey Scarborough	Georgetown	Nov. 15, 1919

ACC GAMES

YDS	PLAYER	OPPONENT	DATE
1. 100 (t)	Dez White	at Maryland	Oct. 31, 1998
2. 100 (t)	Jamal Golden	at North Carolina	Nov. 10, 2012
3. 99 (t)	Gary Lee	NC State	Oct. 11, 1986
4. 95	Cory Collier	at Duke	Oct. 29, 1983
5. 95 (t)	Dez White	at Duke	Nov. 15, 1997

PUNT RETURNS

MOST PUNT RETURNS

PR	PLAYER	OPPONENT	DATE
1. 9	Kelley Rhino	The Citadel	Sept. 1, 2001
2. 8	Kelley Rhino	Duke	Oct. 6, 2001
3. 8	Kelley Rhino	Florida State	Nov. 9, 2002
4. 8	Kelley Rhino	Duke	Nov. 16, 2002
5. 7	Nathan Perryman	Virginia	Oct. 5, 1996
6. 7	Charlie Rogers	North Carolina	Sept. 26, 1998
7. 7	Marvius Hester	UCF	Sept. 2, 2000
8. 6	18 times, most recently: Tyler Melton	Gardner-Webb	Oct. 11, 2008

MOST PUNT RETURN YARDS

YDS	PLAYER	OPPONENT	DATE
1. 149	Gerry Bussell	Auburn	Oct. 20, 1962
2. 136	Randy Rhino	South Carolina	Sept. 16, 1972
3. 120	Mike Wysong	Florida State	Sept. 19, 1970
4. 117	Charlie Rogers	Virginia	Oct. 17, 1998
5. 111	Kelley Rhino	North Carolina	Nov. 1, 2001
6. 110	Kelley Rhino	Vanderbilt	Aug. 31, 2002
7. 106	Willie Clay	North Carolina	Oct. 26, 1991
8. 101	Michael Smith	Duke	Oct. 31, 1992
9. 97	Johnny Menger	Auburn	Oct. 20, 1956
10. 96	Jeff Ford	Clemson	Oct. 2, 1971
11. 94	James Brown	Vanderbilt	Sept. 24, 1966
12. 87	Riccardo Ingram	VMI	Nov. 8, 1986
13. 87	Jerrard Tarrant	Jacksonville State	Sept. 5, 2009
14. 86	Bill Eastman	Navy	Oct. 23, 1965
15. 86	James Brown	Navy	Oct. 23, 1965
16. 85	Jerrard Tarrant	Clemson	Sept. 10, 2009
17. 84	Jack Westbrook	Tennessee	Oct. 23, 1982
18. 84	Jonathan Smith	Virginia	Nov. 22, 2003
19. 84	Jamal Golden	Miami (OT)	Sept. 22, 2012
20. 83	Tyler Evans	Samford	Sept. 8, 2007

HIGHEST PUNT RETURN AVERAGE [MINIMUM 2 RETURNS]

AVG	PLAYER	OPPONENT	DATE
1. 68.0	Randy Rhino	South Carolina	Sept. 16, 1972
2. 48.5	Johnny Menger	Auburn	Oct. 20, 1956
3. 42.0	Jamal Golden	Miami (OT)	Sept. 22, 2012
4. 42.0	Jonathan Smith	Virginia	Nov. 22, 2003
5. 39.0	James Brown	Vanderbilt	Sept. 18, 1965

INDIVIDUAL GAME BESTS

AVG	PLAYER	OPPONENT	DATE
6. 37.5	Jonathan Smith	North Carolina	Nov. 15, 2003
7. 36.5	Eddie Lee Ivery	The Citadel	Sept. 30, 1978
36.5	Charlie Rogers	Wake Forest	Nov. 21, 1998
9. 33.7	Michael Smith	Duke	Oct. 31, 1992
10. 30.0	Charlie Rogers	Duke	Sept. 26, 1996
11. 29.0	Jerrard Tarrant	Jacksonville State	Sept. 5, 2009
12. 28.7	James Brown	Navy	Oct. 23, 1965
13. 28.0	Jack Westbrook	Tennessee	Oct. 23, 1982
28.0	Jamal Golden	USC	Dec. 31, 2012
15. 27.8	Kelley Rhino	North Carolina	Nov. 1, 2001
16. 27.3	Nathan Perryman	Georgia	Nov. 30, 1996
17. 27.0	Randy Rhino	Boston College	Nov. 11, 1972
18. 26.5	Marvius Hester	Virginia	Nov. 6, 1999
19. 26.3	Riccardo Ingram	Wake Forest	Nov. 22, 1986
20. 25.5	Mike Wysong	Duke	Nov. 1, 1969

MOST INTERCEPTION RETURN YARDS

YDS	INT	PLAYER	OPPONENT	DATE
1. 100	1	Jeff Ford	Notre Dame	Nov. 15, 1969
2. 99	2	Bill Eastman	Tulane	Oct. 22, 1966
3. 97	1	Jamal Lewis	Samford	Sept. 9, 2006
4. 95	1	Ken Swilling	NC State	Sept. 9, 1989
95	1	Tyler Marcordes	Elon	Aug. 31, 2013
6. 85	1	Mario Butler	Duke	Nov. 20, 2010
85	1	Jamal Golden	Clemson	Nov. 15, 2014
8. 84	1	Gerry Bussell	Tennessee	Nov. 7, 1964
84	1	Willy Clay	Western Carolina	Nov. 4, 1989
10. 83	1	Mike Williams	Wake Forest	Nov. 17, 1990
11. 78	2	Rick Lewis	Tulane	Oct. 24, 1970
12. 75	1	Dave Beavin	Duke	Oct. 31, 1970
13. 74	1	Quayshawn Nealy	Utah (OT)	Dec. 31, 2011
14. 72	3	Ken Swilling	Boston College	Nov. 25, 1989
15. 71	1	Quayshawn Nealy	at NC State	Nov. 8, 2014
16. 70	1	Daryl Smith	Georgia	Nov. 25, 2000
17. 68	1	Derrick Shepard	Boston College	Oct. 4, 1997
18. 67	1	Richard Gookin	LSU	Oct. 13, 1956
67	2	Gary Faulkner	Clemson	Oct. 7, 1972
20. 65	1	David Hendrix	Western Carolina	Sept. 10, 2004

LONGEST PUNT RETURNS

YDS	PLAYER	OPPONENT	DATE
1. 95 (t)	Randy Rhino	South Carolina	Sept. 16, 1972
2. 87 (t)	Johnny Menger	Auburn	Oct. 20, 1956
3. 86 (t)	Bill Eastman	Navy	Oct. 23, 1965
4. 85 (t)	Jerrard Tarrant	Clemson	Sept. 10, 2009
5. 80 (t)	Jonathan Smith	at Virginia	Nov. 22, 2003
6. 78 (t)	James Brown	at Vanderbilt	Sept. 18, 1965
7. 77 (t)	Sammy Burke	Navy	Oct. 23, 1965
8. 75 (t)	Jimmy Jordan	Washington & Lee	Oct. 8, 1949
75 (t)	Gerry Bussell	at Auburn	Oct. 20, 1962
10. 74 (t)	Frank Nix	Tennessee	Oct. 11, 1958
11. 73 (t)	Jonathan Smith	North Carolina	Nov. 15, 2003
12. 72 (t)	Jack Westbrook	Tennessee	Oct. 23, 1982
72 (t)	Michael Smith	Duke	Oct. 31, 1992
72 (t)	Nathan Perryman	at Georgia (thk)	Nov. 30, 1996
15. 71 (t)	Eddie Lee Ivery	The Citadel	Sept. 30, 1978
16. 69 (t)	James Brown	Vanderbilt	Sept. 24, 1966
69	Charlie Rogers	New Mexico State	Sept. 12, 1998
18. 68 (t)	Jerrard Tarrant	Jacksonville State	Sept. 5, 2009
19. 63 (t)	Charlie Rogers	Wake Forest	Nov. 21, 1998
63	Willie Clay	vs. Stanford	Dec. 25, 1991
63 (t)	Giles Smith	at Duke	Oct. 29, 1966
22. 61 (t)	Willie Clay	North Carolina	Oct. 26, 1991
23. 59 (t)	James Brown	at Auburn	Oct. 15, 1966
24. 58	James Brown	at Duke	Oct. 29, 1966
25. 56	Nathan Perryman	Georgia	Nov. 23, 1995
56	Jamal Golden	Miami (OT)	Sept. 22, 2012
56	Jamal Golden	vs. USC	Dec. 31, 2012

LONGEST INTERCEPTION RETURNS

YDS	PLAYER	OPPONENT	DATE
1. 100 (t)	Frank Broyles	Clemson	Sept. 30, 1944
100 (t)	Jeff Ford	Notre Dame	Nov. 15, 1969
3. 99 (t)	Bill Eastman	Tulane	Oct. 22, 1966
4. 97 (t)	Jamal Lewis	Samford	Sept. 9, 2006
5. 95 (t)	Ken Swilling	at NC State	Sept. 9, 1989
95 (t)	Tyler Marcordes	Elon	Aug. 31, 2013
7. 85 (t)	Mario Butler	Duke	Nov. 20, 2010
85 (t)	Jamal Golden	Clemson	Nov. 15, 2014
9. 84 (t)	Gerry Bussell	Tennessee	Nov. 7, 1964
84	Willie Clay	Western Carolina	Nov. 4, 1989
11. 83 (t)	Mike Williams	at Wake Forest	Nov. 17, 1990
12. 75 (t)	Stan Beavers	at Duke	Oct. 31, 1970
13. 74 (t)	Quayshawn Nealy	vs. Utah (OT)*	Dec. 31, 2011
14. 73 (t)	W.P. McHugh	Jan. 1, 1947	Jan. 1, 1947
15. 72 (t)	Ken Swilling	Boston College	Nov. 25, 1989
16. 71	Quayshawn Nealy	at NC State	Nov. 8, 2014
17. 70 (t)	Daryl Smith	at Georgia	Nov. 25, 2000
18. 68	Derrick Shepard	at Boston College	Oct. 4, 1997
19. 67 (t)	Richard Gookin	LSU	Oct. 13, 1956
20. 65 (t)	David Hendrix	Western Carolina	Sept. 10, 1994
21. 63	Mike McKenzie	Tennessee	Sept. 9, 1972
22. 62 (t)	Chris Milton	Clemson	Nov. 15, 2014
23. 57 (t)	Tommy Bleick	Auburn	Oct. 16, 1965
24. 56 (t)	Rick Lewis	Tulane	Oct. 24, 1970

HISTORIC

YDS	PLAYER	OPPONENT	DATE
1. 92 (t)	Pat Barron	at Pennsylvania	Nov. 14, 1931
92 (t)	Everett Strupper	Mercer	Sept. 30, 1916

ACC GAMES

YDS	PLAYER	OPPONENT	DATE
1. 85 (t)	Jerrard Tarrant	Clemson	Sept. 10, 2009
2. 80 (t)	Jonathan Smith	at Virginia	Nov. 22, 2003
3. 73 (t)	Jonathan Smith	North Carolina	Nov. 15, 2003
4. 72 (t)	Michael Smith	Duke	Oct. 31, 1992
5. 63 (t)	Charlie Rogers	Wake Forest	Nov. 21, 1998

INTERCEPTIONS

MOST INTERCEPTIONS	INT	PLAYER	OPPONENT	DATE
1. 3	3	Howard Ector	Vanderbilt	Oct. 30, 1937
3	3	Bobby Moorhead	Auburn	Oct. 18, 1952
3	3	Bubba Hoats	Georgia	Nov. 29, 1969
3	3	Randy Rhino	Rice	Sept. 30, 1972
3	3	Ken Swilling	Boston College	Nov. 25, 1989
3	3	Brian Wilkins	Florida State	Nov. 2, 1996
7. 2	2	56 times, most recently: Jemea Thomas	Clemson	Oct. 29, 2011

HISTORIC

YDS	PLAYER	OPPONENT	DATE
1. 85 (t)	Judy Harlan	Washington & Lee	Oct. 20, 1917
85 (t)	Wilbur Peterson	at North Carolina	Nov. 7, 1931

ACC GAMES

YDS	PLAYER	OPPONENT	DATE
1. 95 (t)	Ken Swilling	at NC State	Sept. 9, 1989
2. 85 (t)	Mario Butler	Duke	Nov. 20, 2010
85 (t)	Jamal Golden	Clemson	Nov. 15, 2014
4. 83 (t)	Mike Williams	at Wake Forest	Nov. 17, 1990
5. 71	Quayshawn Nealy	at NC State	Nov. 8, 2014
6. 62 (t)	Chris Milton	Clemson	Nov. 15, 2014
7. 54 (t)	Ken Swilling	at North Carolina	Oct. 22, 1988
8. 50 (t)	Marvius Hester	Florida State	Sept. 9, 2000

RECORDS

INDIVIDUAL GAME BESTS

DEFENSE

MOST TOTAL TACKLES

TT	PLAYER	OPPONENT	DATE
1.	22 Rob Horton	Alabama	Sept. 12, 1981
	22 Jamal Cox	Arizona	Sept. 1, 1994
3.	21 Ronald Rogers	Clemson	Oct. 28, 1995
4.	20 Rob Horton	Navy	Nov. 14, 1981
	20 Keith Brooking	Clemson	Oct. 28, 1995
6.	19 Joe Harris	Tennessee	Oct. 13, 1973
	19 Duane Wood	Tulane	Oct. 25, 1980
	19 Duane Wood	Navy	Nov. 14, 1981
	19 Eric Thomas	Duke	Oct. 28, 1989
	19 Calvin Tiggler	Clemson	Oct. 13, 1990

MOST SOLO TACKLES

UT	PLAYER	OPPONENT	DATE
1.	17 Keith Brooking	Clemson	Oct. 19, 1996
2.	15 Rob Horton	Navy	Nov. 14, 1981
	15 Jamal Cox	North Carolina	Oct. 16, 1993
4.	14 Lucius Sanford	Georgia	Nov. 27, 1976
	14 Mackel Harris	California	Sept. 16, 1978
	14 Calvin Tiggler	Clemson	Oct. 13, 1990
7.	13 Joe Bill Faith	Georgia	Nov. 30, 1968
	13 Joe Harris	Tennessee	Oct. 13, 1973
	13 Lucious Sanford	Auburn	Oct. 18, 1975
	13 Duane Wood	Alabama	Sept. 6, 1980
	13 John Porter	Virginia	Nov. 7, 1987
	13 Jerrelle Williams	Virginia	Sept. 16, 1989
	13 Jamal Cox	Arizona	Sept. 1, 1994
14.	12 20 times, most recent: Jemea Thomas	Virginia	Oct. 26, 2013

MOST TACKLES FOR LOSS

TFL	PLAYER	OPPONENT	DATE
1.	7.0 Pat Swilling	NC State	Sept. 14, 1985
2.	5.0 Beau Bruce	Michigan State	Sept. 23, 1972
	5.0 Marco Coleman	Maryland	Oct. 6, 1990
4.	4.5 Michael Johnson	Gardner-Webb	Oct. 11, 2008
5.	4.0 Stephen Bruce	Auburn	Oct. 20, 1973
	4.0 Reggie Wilkes	Navy	Nov. 13, 1976
	4.0 Marvin Dyett	Florida	Oct. 28, 1978
	4.0 David Allen	Air Force	Nov. 10, 1979
	4.0 Robert Jaracz	Duke	Nov. 1, 1980
	4.0 Marco Coleman	Penn State	Aug. 28, 1991
	4.0 Jimmy Clements	Maryland	Sept. 28, 1995
	4.0 Derrick Shepard	Maryland	Nov. 22, 1997
	4.0 Jesse Tarplin	Maryland	Nov. 22, 1997
	4.0 Felipe Claybrooks	Maryland	Oct. 31, 1998
	4.0 Felipe Claybrooks	UCF	Sept. 18, 1999
	4.0 Greg Gathers	Maryland	Sept. 30, 1999
	4.0 Recardo Wimbush	Navy	Sept. 16, 2000
	4.0 Felipe Claybrooks	Clemson	Oct. 28, 2000
	4.0 Greg Gathers	Clemson (OT)	Sept. 29, 2001
	4.0 Nicholas Rogers	Florida State	Dec. 1, 2001
	4.0 Gerris Wilkinson	BYU	Aug. 28, 2003
	4.0 Eric Henderson	Auburn	Sept. 6, 2003
	4.0 Keyaron Fox	Georgia	Nov. 29, 2003
	4.0 Joe Anoai	NC State	Nov. 6, 2004
	4.0 KaMichael Hall	Miami	Nov. 19, 2005
	4.0 Darrell Robertson	Army	Oct. 20, 2007
	4.0 Derrick Morgan	Gardner-Webb	Oct. 11, 2008
	4.0 Derrick Morgan	Clemson	Sept. 10, 2009
	4.0 Adam Gotsis	BYU	Oct. 12, 2013
	4.0 Jeremiah Attaochu	Georgia (OT)	Nov. 30, 2013

MOST SACKS

SKS	PLAYER	OPPONENT	DATE
1.	5.0 Marco Coleman	Maryland	Oct. 6, 1990
	5.0 Pat Swilling	NC State	Sept. 14, 1985
3.	4.0 Jeremiah Attaochu	Georgia (OT)	Nov. 30, 2013
4.	3.0 Marco Coleman	Georgia	Dec. 1, 1990
	3.0 Marco Coleman	Penn State	Aug. 28, 1991
	3.0 Richard Kimsey	NC State	Oct. 3, 1992
	3.0 Coleman Rudolph	Maryland	Oct. 10, 1992
	3.0 Tom Johnson	Maryland	Oct. 9, 1993
	3.0 Jimmy Clements	Maryland	Sept. 28, 1995
	3.0 Derrick Shepard	Maryland	Nov. 22, 1997
	3.0 Jesse Tarplin	NC State	Oct. 10, 1998
	3.0 Eric Henderson	Auburn	Sept. 6, 2003
	3.0 Philip Wheeler	Miami	Oct. 28, 2006
	3.0 Derrick Morgan	Clemson	Sept. 10, 2009
	3.0 Derrick Morgan	Wake Forest (OT)	Nov. 7, 2009
	3.0 Jeremiah Attaochu	North Carolina	Sept. 24, 2011
	3.0 Jeremiah Attaochu	Maryland	Nov. 3, 2012
18.	2.5 Five times, most recent: Derrick Morgan	Gardner-Webb	Oct. 11, 2008

FUMBLES

MOST FUMBLES FORCED

FF	PLAYER	OPPONENT	DATE
1.	2 Maxie Baughan	Duke	Oct. 31, 1959
	2 Nick Rogers	Navy	Sept. 16, 2000
	2 Cory Collins	Navy	Sept. 8, 2001
	2 Tony Hargrove	NC State	Oct. 20, 2001
	2 James Butler	Wake Forest	Oct. 11, 2003
	2 Eric Henderson	Clemson	Oct. 29, 2005
	2 Michael Johnson	Wake Forest	Dec. 2, 2006
	2 Jerrard Tarrant	Duke	Nov. 20, 2010
	2 D.J. White	vs. Mississippi	Dec. 30, 2013

MOST FUMBLES RECOVERED

FR	PLAYER	OPPONENT	DATE
1.	2 Rausey Mason	SMU	Sept. 28, 1957
	2 Randy Rhino	Tennessee	Oct. 13, 1973
	2 Beau Bruce	Auburn	Oct. 20, 1973
	2 Gil Kyle	Notre Dame	Nov. 8, 1975
	2 Al Richardson	Tulane	Sept. 23, 1978
	2 Lynwood Volley	Air Force	Nov. 11, 1978
	2 Henry Johnson	Georgia	Dec. 2, 1978
	2 Anthony Harrison	Tennessee	Oct. 22, 1983
	2 Dante Jones	Tennessee	Oct. 27, 1984
	2 Cedric Stallworth	Virginia	Sept. 20, 1986
	2 Willis Crockett	VMI	Nov. 5, 1988
	2 Gary Brown	Clemson	Sept. 25, 1993
	2 Ronald Rogers	Maryland	Oct. 22, 1994
	2 Jermaine Miles	UCF	Oct. 26, 1996
	2 Daryl Smith	Navy	Sept. 16, 2000
	2 Joe Anoai	Tulsa	Jan. 4, 2004
	2 Quayshawn Nealy	Pitt	Oct. 25, 2014

LONGEST FUMBLE RETURNS

YDS	PLAYER	OPPONENT	DATE
1.	90 (t) Kofi Smith	Wake Forest	Nov. 21, 1998
2.	60 (t) Jimmy Clements	Duke	Sept. 26, 1996
3.	54 (t) Matt Uremovich	Duke	Oct. 3, 1998
4.	43 (t) Quayshawn Nealy	at NC State	Nov. 8, 2014
5.	42 (t) Roderrick Roberts	at North Carolina	Sept. 26, 1998
6.	40 (t) Jerrard Tarrant	at Mississippi State	Oct. 3, 2009
7.	38 (t) Gary Guyton	at Virginia Tech	Sept. 30, 2006
8.	34 (t) Delaunta Cameron	Virginia	Oct. 17, 1998

TOP INDIVIDUAL PERFORMANCES


RUSHING

100-YARD RUSHING GAMES

BY YARDS

YDS	PLAYER	OPPONENT	DATE
356	Eddie Lee Ivery	Air Force	Nov. 11, 1978
307	P.J. Daniels	Tulsa	Jan. 4, 2004
240	P.J. Daniels	North Carolina	Nov. 15, 2003
229	Jimmy Lincoln	Virginia	Sept. 19, 1991
217	Brent Cunningham	Clemson	Oct. 3, 1970
214	Roddy Jones	Georgia	Nov. 29, 2008
207	Jerry Mays	Georgia	Dec. 2, 1989
206	Jerry Mays	Western Carolina	Oct. 12, 1985
206	C.J. Williams	Wake Forest	Nov. 19, 1994
204	Tashard Choice	Miami	Oct. 13, 2007
203	Robert Lavette	Georgia	Nov. 27, 1982
199	Eddie Prokop	Tulsa	Jan. 1, 1944
198	Joe Burns	North Carolina	Nov. 1, 2001
197	Robert Lavette	Navy	Nov. 14, 1981
196	Tashard Choice	Notre Dame	Sept. 1, 2007
195	Anthony Allen	Virginia	Oct. 9, 2010
190	Brent Cunningham	Duke	Nov. 1, 1969
189	Tony Hollings	BYU	Sept. 21, 2002
189	Jonathan Dwyer	Wake Forest (OT)	Nov. 7, 2009
188	Jerry Mays	NC State	Oct. 11, 1986
186	Jonathan Dwyer	Vanderbilt	Oct. 31, 2009
185	C.J. Williams	Duke	Oct. 7, 1995
184	Marcus Marshall	Alcorn State	Sept. 3, 2015
179	Joe Burns	Maryland	Oct. 31, 1998
176	Tevin Washington	Clemson	Oct. 29, 2011
175	P.J. Daniels	Wake Forest	Oct. 11, 2003
171	Rodney Lee	Duke	Oct. 29, 1977
171	Synjyn Days	vs. Mississippi State	Dec. 31, 2014
170	Tashard Choice	Duke	Nov. 10, 2007
169	Jerry Mays	North Carolina	Oct. 21, 1989
169	P.J. Daniels	Samford	Sept. 4, 2004
169	Tashard Choice	West Virginia	Jan. 1, 2007
168	Bobby North	Auburn	Oct. 15, 1949
168	Robert Lavette	North Carolina	Oct. 3, 1981
168	Cory Collier	Wake Forest	Nov. 12, 1983
166	Eddie Lee Ivery	Miami	Oct. 14, 1978
166	William Bell	Duke	Oct. 27, 1990
166	C.J. Williams	Maryland	Sept. 28, 1995
166	Anthony Allen	Georgia	Nov. 27, 2010
165	Anthony Allen	Duke	Nov. 20, 2010
165	Justin Thomas	at Virginia Tech	Sept. 20, 2014
164	Tashard Choice	NC State	Nov. 4, 2006
161	Robert Lavette	Virginia	Oct. 13, 1984
160	Eddie Lee Ivery	Georgia	Dec. 2, 1978
159	Jonathan Dwyer	Duke	Oct. 4, 2008
159	Marcus Marshall	Pittsburgh	Oct. 17, 2015
158	Robert Lavette	Georgia	Nov. 26, 1983
158	Robert Lavette	The Citadel	Sept. 22, 1984
158	Jonathan Dwyer	North Carolina	Sept. 26, 2009
157	Eddie Lee Ivery	South Carolina	Oct. 7, 1978
157	Jerry Mays	North Carolina	Oct. 22, 1988
157	Jonathan Dwyer	North Carolina	Nov. 8, 2008
157	Orwin Smith	Kansas	Sept. 17, 2011
157	Synjyn Days	at NC State	Nov. 8, 2014
156	Ronny Cone	Air Force	Nov. 10, 1979
154	Brent Cunningham	Duke	Oct. 31, 1970
154	C.J. Williams	Arizona	Sept. 7, 1995
153	Tony Hollings	Vanderbilt	Aug. 31, 2002
151	David Sims	VMI	Oct. 11, 1975
151	Jerry Mays	VMI	Nov. 5, 1988
151	C.J. Williams	Furman	Sept. 2, 1995
151	Joshua Nesbitt	Virginia Tech	Sept. 13, 2008
150	Sean Gregory	UCF	Sept. 18, 1999
149	Robert Lavette	Tennessee	Oct. 27, 1984
148	Robert Lavette	The Citadel	Sept. 18, 1982
148	Robert Lavette	Memphis	Sept. 25, 1982
147	C.J. Williams	NC State	Sept. 7, 1996
147	Tony Hollings	Clemson	Sept. 14, 2002
147	Synjyn Days	Virginia	Nov. 1, 2014
146	Tashard Choice	Georgia	Nov. 25, 2006
146	Eddie Lee Ivery	Florida	Oct. 28, 1978
145	Robert Lavette	Tulane	Oct. 9, 1982
145	Joe Burns	Wake Forest	Nov. 17, 2001
145	Tashard Choice	Clemson	Sept. 29, 2007
145	Jonathan Dwyer	Florida State	Nov. 1, 2008
144	Tony Hollings	Connecticut	Sept. 7, 2002

THREE 100-YARD RUSHERS IN SINGLE GAME



at Virginia (Oct. 26, 2013)

	ATT	YDS	AVG	TD
Zach Laskey	16	133	8.3	2
Robert Godhigh	5	111	22.2	1
David Sims	12	107	8.9	2

TWO 100-YARD RUSHERS IN SINGLE GAME

PLAYERS (YARDS)	OPPONENT	DATE
Leon Hardeman (129)	SMU	Oct. 4, 1952^
Bill Teas (115)	Alabama	Nov. 15, 1952
Bruce Southall (107)	Navy	Nov. 18, 1972
David Sims (126)	South Carolina	Sept. 14, 1974
Eddie Lee Ivery (124)	Tulane	Oct. 22, 1977
Rodney Lee (171)	Duke	Oct. 29, 1977
Eddie Lee Ivery (112)	Georgia	Nov. 26, 1977
Robert Lavette (139)	Wake Forest	Nov. 13, 1982
Cory Collier (168)	Wake Forest	Nov. 12, 1983
Robert Lavette (109)	Georgia	Dec. 1, 1984
Jimmy Lincoln (114)	Furman	Sept. 11, 1993
William Bell (131)	Maryland	Oct. 9, 1993
Dorsey Levens (133)	NC State	Oct. 23, 1993
Dorsey Levens (106)	Baylor	Nov. 6, 1993
C.J. Williams (185)	Duke	Oct. 7, 1995
Charlie Rogers (112)	Duke	Sept. 26, 1996
Sean Gregory (105)	UCF	Sept. 18, 1999
P.J. Daniels (105)	Vanderbilt	Sept. 27, 2003
Jonathan Dwyer (138)	Samford	Sept. 8, 2007
Roddy Jones (214)	at Georgia	Nov. 29, 2008
Joshua Nesbitt (140)	Florida State	Oct. 10, 2009
Jonathan Dwyer (125)	Virginia	Oct. 24, 2009
Jonathan Dwyer (110)	Clemson	Dec. 5, 2009^
Anthony Allen (115)	North Carolina	Sept. 18, 2010
Anthony Allen (195)	Virginia	Oct. 9, 2010
Orwin Smith (157)	Kansas	Sept. 17, 2011
Zach Laskey (116)	Presbyterian	Sept. 8, 2012
Orwin Smith (117)	Clemson	Oct. 6, 2012
Synjyn Days (171)	vs. Mississippi State	Dec. 31, 2014

YDS	PLAYER	OPPONENT	DATE	YDS	PLAYER	OPPONENT	DATE
144	Jonathan Dwyer	Georgia	Nov. 29, 2008	130	Rob Healy	Georgia	Nov. 25, 1971
143	C.J. Williams	NC State	Nov. 11, 1995	130	Dorsey Levins	Maryland	Oct. 9, 1993
142	Brent Cunningham	Navy	Nov. 7, 1970	130	Reggie Ball	Troy	Sept. 16, 2006
142	Eddie Lee Ivery	South Carolina	Sept. 10, 1977	130	Joshua Nesbitt	South Carolina State	Sept. 4, 2010
142	Tashard Choice	North Carolina	Nov. 17, 2007	129	Leon Hardeman	SMU	Oct. 4, 1952
141	Lenny Snow	Clemson	Oct. 1, 1966	129	Sidney Ford	Navy	Sept. 8, 2001
141	Adrian Rucker	Virginia	Oct. 5, 1974	128	Bill Teas	LSU	Oct. 9, 1954
141	Robert Lavette	North Carolina	Oct. 1, 1983	128	Robert Lavette	Alabama	Sept. 15, 1984
141	Dorsey Levens	Wake Forest	Nov. 13, 1993	128	William Bell	Georgia	Dec. 1, 1990
141	Jonathan Dwyer	Mississippi State	Sept. 20, 2008	128	Jonathan Dwyer	Miami	Nov. 20, 2008
140	Joshua Nesbitt	Florida State	Oct. 10, 2009	127	Eddie Lee Ivery	Auburn	Oct. 21, 1978
140	Zach Laskey	at Georgia	Nov. 29, 2014	127	William Bell	Nebraska	Jan. 1, 1991
139	Robert Lavette	Tennessee	Oct. 23, 1982	127	Anthony Allen	Clemson	Sept. 10, 2009
139	Robert Lavette	Wake Forest	Nov. 13, 1982	126	David Sims	South Carolina	Sept. 14, 1974
139	Jerry Mays	North Carolina	Sept. 23, 1989	126	Joe Burns	Clemson (OT)	Sept. 29, 2001
138	Tashard Choice	Maryland	Oct. 7, 2006	126	Robert Godhigh	Clemson	Nov. 14, 2013
138	Jonathan Dwyer	Samford	Sept. 8, 2007	125	Robert Lavette	NC State	Oct. 8, 1983
138	Preston Lyons	Utah (OT)	Dec. 31, 2011	125	Jerry Mays	South Carolina	Oct. 15, 1988
137	Rodney Lee	Tennessee	Oct. 8, 1977	125	Charles Wiley	Duke	Nov. 15, 1997
137	Justin Thomas	Georgia Southern	Sept. 13, 2014	125	Jonathan Dwyer	Virginia	Oct. 24, 2009
137	Orwin Smith	Virginia	Sept. 15, 2012	125	Anthony Allen	Virginia Tech	Nov. 4, 2010
136	Lenny Snow	Texas Tech	Dec. 31, 1965	124	Bucky Shamburger	Duke	Nov. 1, 1975
136	Robert Lavette	Virginia	Nov. 6, 1982	124	Eddie Lee Ivery	Tulane	Oct. 22, 1977
136	Jerry Mays	Maryland	Oct. 7, 1989	123	Ray Mendheim	Auburn	Oct. 19, 1963
136	Ajenavi Ezimefe	North Carolina	Sept. 28, 2002	123	David Sims	Pittsburgh	Sept. 21, 1974
136	Tevin Washington	Duke	Nov. 19, 2011	123	Eddie Lee Ivery	Virginia	Oct. 2, 1976
135	Jerry Mays	Wake Forest	Nov. 18, 1989	123	Jerry Mays	North Carolina	Oct. 5, 1985
135	Tashard Choice	Maryland	Oct. 6, 2007	123	William Bell	North Carolina	Oct. 20, 1990
134	David Sims	North Carolina	Oct. 12, 1974	123	Joe Burns	North Carolina	Sept. 30, 2000
134	Richard Hills	Indiana State	Oct. 10, 1987	122	David Sims	Notre Dame	Nov. 6, 1976
134	Tashard Choice	Georgia	Oct. 24, 2007	122	Gary Hardie	Tulane	Oct. 22, 1977
133	Dorsey Levens	NC State	Nov. 23, 1993	122	Ronny Cone	William & Mary	Sept. 29, 1979
133	Zach Laskey	Virginia	Oct. 26, 2013	122	Malcolm King	Michigan State	Dec. 31, 1985
133	Zach Laskey	Miami	Oct. 4, 2014	122	Joe Burns	Duke	Oct. 6, 2001
132	David Sims	Miami	Sept. 20, 1975	122	Rashaun Grant	NC State	Nov. 6, 2004
131	Lenny Snow	Virginia	Nov. 5, 1966	122	Joshua Nesbitt	Virginia Tech	Oct. 17, 2009
131	William Bell	Maryland	Oct. 9, 1993	122	Tevin Washington	Miami	Nov. 13, 2010
131	Tevin Washington	Air Force	Dec. 27, 2010	121	George Vokert	Georgia	Nov. 26, 1955
130	Lenny Snow	Clemson	Oct. 2, 1965	121	Justin Thomas	vs. Mississippi State	Dec. 31, 2014

TOP INDIVIDUAL PERFORMANCES

YDS	PLAYER	OPPONENT	DATE	YDS	PLAYER	OPPONENT	DATE	YDS	PLAYER	OPPONENT	DATE
120	Michael Smith	Duke	Nov. 2, 1991	106	Dorsey Levens	Baylor	Nov. 6, 1993	141	Adrian Rucker	Virginia	Oct. 5, 1974
120	Joe Burns	Virginia	Nov. 9, 2000	106	Joshua Nesbitt	Middle Tennessee	Oct. 16, 2010	134	David Sims	North Carolina	Oct. 12, 1974
120	Tevin Washington	Maryland	Oct. 8, 2011	105	Brent Cunningham	Duke	Oct. 31, 1970	113	David Sims	Georgia	Nov. 30, 1974
119	Sean Gregory	Virginia	Nov. 6, 1999	105	P.J. Daniels	Vanderbilt (OT)	Sept. 27, 2003	132	David Sims	Miami	Sept. 20, 1975
119	P.J. Daniels	Syracuse	Dec. 21, 2004	105	Tashard Choice	Virginia Tech	Sept. 30, 2006	112	David Sims	Clemson	Sept. 27, 1975
119	Tashard Choice	North Carolina	Nov. 11, 2006	104	Glenn Turner	Florida	Sept. 26, 1953	151	David Sims	VMI	Oct. 11, 1975
119	Rashaun Grant	Army	Oct. 20, 2007	104	Greg Horne	Navy	Nov. 18, 1972	103	Tony Head	Auburn	Oct. 18, 1975
119	Justin Thomas	Duke	Oct. 11, 2014	104	Danny Myers	Tulane	Oct. 25, 1975	104	Danny Myers	Tulane	Oct. 25, 1975
118	Cory Collier	Virginia	Nov. 3, 1983	104	Edmund Fortier	Wake Forest	Nov. 13, 1982	124	Bucky Shamburger	Duke	Nov. 1, 1975
118	Tashard Choice	Duke	Nov. 18, 2006	104	Malcolm King	Georgia	Dec. 1, 1984	123	Eddie Lee Ivery	Virginia	Oct. 2, 1976
117	Bill Teas	SMU	Oct. 4, 1952	104	William Bell	Baylor	Nov. 6, 1993	107	Eddie Lee Ivery	Tennessee	Oct. 9, 1976
117	C.J. Williams	Clemson	Nov. 12, 1994	104	Joshua Nesbitt	North Carolina	Sept. 18, 2010	122	David Sims	Notre Dame	Nov. 6, 1976
117	Orwin Smith	Clemson	Oct. 6, 2012	104	Tevin Washington	Clemson	Oct. 6, 2012	142	Eddie Lee Ivery	South Carolina	Sept. 10, 1977
116	Jerry Mays	Virginia	Sept. 17, 1988	104	Justin Thomas	vs. Florida State	Dec. 6, 2014	137	Rodney Lee	Tennessee	Oct. 8, 1977
116	Zach Laskey	Presbyterian	Sept. 8, 2012	103	Tony Head	Auburn	Oct. 18, 1975	112	Rodney Lee	Auburn	Oct. 15, 1977
115	Bill Teas	Alabama	Nov. 15, 1952	103	Donnie Davis	Alabama	Oct. 7, 1995	124	Eddie Lee Ivery	Tulane	Oct. 22, 1977
115	Glenn Turner	Alabama	Nov. 15, 1952	103	C.J. Williams	Duke	Sept. 26, 1996	122	Gary Hardie	Tulane	Oct. 22, 1977
115	Glenn Turner	Georgia	Nov. 29, 1952	103	Reggie Ball	Vanderbilt (OT)	Sept. 27, 2003	171	Rodney Lee	Duke	Oct. 29, 1977
115	Billy Williamson	Georgia	Dec. 2, 1961	103	P.J. Daniels	Clemson	Sept. 11, 2004	102	Eddie Lee Ivery	Duke	Oct. 29, 1977
115	Anthony Allen	North Carolina	Sept. 18, 2010	103	P.J. Daniels	North Carolina	Sept. 10, 2005	112	Eddie Lee Ivery	Georgia	Nov. 26, 1977
115	Tevin Washington	Virginia	Oct. 15, 2011	103	Anthony Allen	Virginia	Oct. 24, 2009	101	Gary Hardie	Georgia	Nov. 26, 1977
114	Leon Hardeman	Tulane	Oct. 11, 1952	103	Joshua Nesbitt	Clemson	Dec. 5, 2009	111	Eddie Lee Ivery	Duke	Sept. 9, 1978
114	Bill Teas	Florida	Sept. 25, 1954	102	Jonathan Dwyer	Florida State	Oct. 10, 2009	157	Eddie Lee Ivery	South Carolina	Oct. 7, 1978
114	Greg Horne	Duke	Oct. 30, 1971	102	Eddie Lee Ivery	Notre Dame	Nov. 18, 1978	166	Eddie Lee Ivery	Miami	Oct. 14, 1978
114	Robert Lavette	Duke	Nov. 3, 1984	102	Eddie Lee Ivery	Duke	Oct. 29, 1977	127	Eddie Lee Ivery	Auburn	Oct. 21, 1978
114	Cory Collier	Wake Forest	Nov. 16, 1985	102	Leon Hardeman	Vanderbilt	Oct. 25, 1952	146	Eddie Lee Ivery	Florida	Oct. 28, 1978
114	Jimmy Lincoln	Furman	Sept. 11, 1993	101	Gary Hardie	Georgia	Nov. 26, 1977	356	Eddie Lee Ivery	Air Force	Nov. 11, 1978
114	Joe Burns	NC State	Oct. 20, 2001	101	John Dewberry	Clemson	Sept. 24, 1983	102	Eddie Lee Ivery	Notre Dame	Nov. 18, 1978
114	P.J. Daniels	Duke	Oct. 16, 2004	101	Jimmy Lincoln	Wake Forest	Nov. 16, 1991	160	Eddie Lee Ivery	Georgia	Dec. 2, 1978
114	P.J. Daniels	Connecticut	Sept. 17, 2005	101	Sean Gregory	Clemson	Nov. 13, 1999	122	Ronny Cone	William & Mary	Sept. 29, 1979
113	Bill Teas	Auburn	Oct. 19, 1953	101	Vad Lee	Presbyterian	Sept. 8, 2012	156	Ronny Cone	Air Force	Nov. 10, 1979
113	Lenny Snow	Texas A&M	Sept. 17, 1966	101	Zach Laskey	Boston College	Oct. 20, 2012	168	Robert Lavette	North Carolina	Oct. 3, 1981
113	David Sims	Georgia	Nov. 30, 1974	100	Joe Hamilton	UCF	Sept. 18, 1999	197	Robert Lavette	Navy	Nov. 14, 1981
113	Jerry Mays	Virginia	Sept. 16, 1989	100	Joe Burns	NC State (OT)	Sept. 21, 2000	148	Robert Lavette	The Citadel	Sept. 18, 1982
113	Sean Gregory	NC State	Oct. 30, 1999	100	P.J. Daniels	Clemson	Oct. 29, 2005	148	Robert Lavette	Memphis	Sept. 25, 1982
113	Joe Burns	Syracuse	Aug. 26, 2001	100	Tashard Choice	Wake Forest	Dec. 2, 2006	145	Robert Lavette	Tulane	Oct. 9, 1982
113	P.J. Daniels	Florida State	Sept. 13, 2003	100	Robert Godhigh	North Carolina	Sept. 21, 2013	139	Robert Lavette	Tennessee	Oct. 23, 1982
112	Bruce Southall	Boston College	Nov. 11, 1972	100	David Sims	Georgia (OT)	Nov. 30, 2013	136	Robert Lavette	Virginia	Nov. 6, 1982
112	David Sims	Clemson	Sept. 27, 1975					139	Robert Lavette	Wake Forest	Nov. 13, 1982
112	Rodney Lee	Auburn	Oct. 15, 1977					104	Edmund Fortier	Wake Forest	Nov. 13, 1982
112	Eddie Lee Ivery	Georgia	Nov. 26, 1977					203	Robert Lavette	Georgia	Nov. 27, 1982
112	Dorsey Levens	Furman	Sept. 11, 1993					101	John Dewberry	Clemson	Sept. 24, 1983
112	Charlie Rogers	Duke	Sept. 26, 1996					141	Robert Lavette	North Carolina	Oct. 1, 1983
112	Jonathan Dwyer	Jacksonville State	Aug. 28, 2008					125	Robert Lavette	NC State	Oct. 8, 1983
112	Vad Lee	at North Carolina	Nov. 10, 2012					118	Cory Collier	Virginia	Nov. 3, 1983
111	Eddie Lee Ivery	Duke	Sept. 9, 1978					168	Cory Collier	Wake Forest	Nov. 12, 1983
111	Ronny Cone	Wake Forest	Nov. 12, 1983					111	Ronny Cone	Wake Forest	Nov. 12, 1983
111	Jerry Mays	North Carolina	Oct. 4, 1986					158	Robert Lavette	Georgia	Nov. 26, 1983
111	William Bell	NC State	Oct. 23, 1993					128	Robert Lavette	Alabama	Sept. 15, 1984
111	Charles Wiley	Wake Forest	Sept. 14, 1996					158	Robert Lavette	The Citadel	Sept. 22, 1984
111	Sidney Ford	Wake Forest	Oct. 14, 2000					161	Robert Lavette	Virginia	Oct. 13, 1984
111	P.J. Daniels	Auburn	Sept. 3, 2005					149	Robert Lavette	Tennessee	Oct. 27, 1984
111	Robert Godhigh	Virginia	Oct. 26, 2013					114	Robert Lavette	Duke	Nov. 3, 1984
111	David Sims	Alabama A&M	Nov. 23, 2013					109	Robert Lavette	Georgia	Dec. 1, 1984
110	Bill Teas	Georgia	Nov. 29, 1952					104	Malcolm King	Georgia	Dec. 1, 1984
110	Floyd Faucette	Clemson	Nov. 8, 1958					123	Jerry Mays	North Carolina	Oct. 5, 1985
110	Lenny Snow	Florida	Jan. 2, 1967					206	Jerry Mays	Western Carolina	Oct. 12, 1985
110	Tashard Choice	Samford	Sept. 8, 2007					114	Cory Collier	Wake Forest	Nov. 16, 1985
110	Jonathan Dwyer	Duke	Nov. 14, 2009					122	Malcolm King	vs. Michigan State	Dec. 31, 1985
110	Jonathan Dwyer	Clemson	Dec. 5, 2009					107	Nathaniel Kelsey	Virginia	Sept. 20, 1986
110	Embry Peeples	Kansas	Sept. 17, 2011					111	Jerry Mays	North Carolina	Oct. 4, 1986
110	Synjyn Days	at Pitt	Oct. 25, 2014					188	Jerry Mays	NC State	Oct. 11, 1986
109	Robert Lavette	Georgia	Dec. 1, 1984					134	Richard Hills	Indiana State	Oct. 10, 1987
109	Joe Burns	Maryland	Nov. 18, 2000					116	Jerry Mays	Virginia	Sept. 17, 1988
109	P.J. Daniels	Wake Forest	Nov. 5, 2005					125	Jerry Mays	South Carolina	Oct. 15, 1988
109	P.J. Daniels	Utah	Dec. 29, 2005					157	Jerry Mays	North Carolina	Oct. 22, 1988
109	Jonathan Dwyer	Clemson	Oct. 18, 2008					151	Jerry Mays	VMI	Nov. 5, 1988
109	Joshua Nesbitt	Virginia	Oct. 9, 2010					113	Jerry Mays	Virginia	Sept. 16, 1989
108	Leon Hardman	Duke	Nov. 1, 1952					139	Jerry Mays	South Carolina	Sept. 23, 1989
108	Danny Myers	South Carolina	Sept. 14, 1974					136	Jerry Mays	Maryland	Oct. 7, 1989
108	C.J. Williams	North Carolina	Oct. 14, 1995					169	Jerry Mays	North Carolina	Oct. 21, 1989
108	P.J. Daniels	Duke	Nov. 8, 2003					106	Jerry Mays	Duke	Oct. 28, 1989
108	Jonathan Dwyer	Boston College	Sept. 6, 2008					135	Jerry Mays	Wake Forest	Nov. 18, 1989
107	Jimmy Thompson	Duke	Oct. 30, 1954					207	Jerry Mays	Georgia	Dec. 2, 1989
107	Bruce Southall	Navy	Nov. 18, 1972					123	William Bell	North Carolina	Oct. 20, 1990
107	Eddie Lee Ivery	Tennessee	Oct. 9, 1976					166	William Bell	Duke	Oct. 27, 1990
107	Nathaniel Kelsey	Virginia	Sept. 20, 1986					128	William Bell	Georgia	Dec. 1, 1990
107	Tashard Choice	Duke	Oct. 15, 2005					127	William Bell	Nebraska	Jan. 1, 1991
107	Tashard Choice	Miami	Oct. 28, 2006					120	Michael Smith	Duke	Nov. 2, 1991
107	David Sims	Virginia	Oct. 26, 2013					101	Jimmy Lincoln	Wake Forest	Nov. 16, 1991
106	Jerry Mays	Duke	Oct. 28, 1989					229	Jimmy Lincoln	Virginia	Sept. 19, 1991

100-YARD RUSHING GAMES BY DATE

YDS	PLAYER	OPPONENT	DATE
199	Eddie Prokop	vs. Tulsa	Jan. 1, 1944
168	Bobby North	Auburn	Oct. 15, 1949
129	Leon Hardeman	SMU	Oct. 4, 1952
117	Bill Teas	SMU	Oct. 4, 1952
114	Leon Hardeman	Tulane	Oct. 11, 1952
102	Leon Hardeman	Vanderbilt	Oct. 25, 1952
108	Leon Hardman	Duke	Nov. 1, 1952
115	Bill Teas	Alabama	Nov. 15, 1952
115	Glenn Turner	Alabama	Nov. 15, 1952
115	Glenn Turner	Georgia	Nov. 29, 1952
110	Bill Teas	Georgia	Nov. 29, 1952
104	Glenn Turner	Florida	Sept. 26, 1953
113	Bill Teas	Auburn	Oct. 19, 1953
114	Bill Teas	Florida	Sept. 25, 1954
128	Bill Teas	LSU	Oct. 9, 1954
107	Jimmy Thompson	Duke	Oct. 30, 1954
121	George Volkert	Georgia	Nov. 26, 1955
110	Floyd Faucette	Clemson	Nov. 8, 1958
115	Billy Williamson	Georgia	Dec. 2, 1961
123	Ray Mendheim	Auburn	Oct. 19, 1963
130	Lenny Snow	Clemson	Oct. 2, 1965
136	Lenny Snow	vs. Texas Tech	Dec. 31, 1965
113	Lenny Snow	Texas A&M	Sept. 17, 1966
141	Lenny Snow	Clemson	Oct. 1, 1966
131	Lenny Snow	Virginia	Nov. 5, 1966
110	Lenny Snow	Florida	Jan. 2, 1967
190	Brent Cunningham	Duke	Nov. 1, 1969
217	Brent Cunningham	Clemson	Oct. 3, 1970
154	Brent Cunningham	Duke	Oct. 31, 1970
142	Brent Cunningham	Navy	Nov. 7, 1970
114	Greg Horne	Duke	Oct. 30, 1971
130	Rob Healy	Georgia	Nov. 25, 1971
112	Bruce Southall	Boston College	Nov. 11, 1972
107	Bruce Southall	Navy	Nov. 18, 1972
104	Greg Horne	Navy	Nov. 18, 1972
126	David Sims	South Carolina	Sept. 14, 1974
108	Danny Myers	South Carolina	Sept. 14, 1974
123	David Sims	Pittsburgh	Sept. 21, 1974

TOP INDIVIDUAL PERFORMANCES

PLAYERS TO THROW AND CATCH TOUCHDOWN IN SAME GAME



Only four Georgia Tech players have thrown and caught a touchdown in the same game. Taylor Bennett (pictured) was the last Tech player to accomplish the feat against North Carolina in 2007.

PLAYER	OPPONENT	DATE
Joe Delany	Tulane	Oct. 27, 1956
Joe Hamilton	vs. Notre Dame	Jan. 1, 1999
Jonathan Smith	North Carolina	Nov. 15, 2003
Taylor Bennett	North Carolina	Nov. 17, 2007

YDS	PLAYER	OPPONENT	DATE	YDS	PLAYER	OPPONENT	DATE
114	Jimmy Lincoln	Furman	Sept. 11, 1993	138	Tashard Choice	Maryland	Oct. 7, 2006
112	Dorsey Levens	Furman	Sept. 11, 1993	107	Tashard Choice	Miami	Oct. 28, 2006
131	William Bell	Maryland	Oct. 9, 1993	164	Tashard Choice	NC State	Nov. 4, 2006
130	Dorsey Levens	Maryland	Oct. 9, 1993	119	Tashard Choice	North Carolina	Nov. 11, 2006
133	Dorsey Levens	NC State	Oct. 23, 1993	118	Tashard Choice	Duke	Nov. 18, 2006
111	William Bell	NC State	Oct. 23, 1993	146	Tashard Choice	Georgia	Nov. 25, 2006
106	Dorsey Levens	Baylor	Nov. 6, 1993	100	Tashard Choice	vs. Wake Forest	Dec. 2, 2006
104	William Bell	Baylor	Nov. 6, 1993	169	Tashard Choice	vs. West Virginia	Jan. 1, 2007
141	Dorsey Levens	Wake Forest	Nov. 13, 1993	196	Tashard Choice	Notre Dame	Sept. 1, 2007
117	C.J. Williams	Clemson	Nov. 12, 1994	138	Jonathan Dwyer	Samford	Sept. 8, 2007
206	C.J. Williams	Wake Forest	Nov. 19, 1994	110	Tashard Choice	Samford	Sept. 8, 2007
151	C.J. Williams	Furman	Sept. 2, 1995	145	Tashard Choice	Clemson	Sept. 29, 2007
154	C.J. Williams	Arizona	Sept. 7, 1995	135	Tashard Choice	Maryland	Oct. 6, 2007
166	C.J. Williams	Maryland	Sept. 28, 1995	204	Tashard Choice	Miami	Oct. 13, 2007
185	C.J. Williams	Duke	Oct. 7, 1995	119	Rashaun Grant	Army	Oct. 20, 2007
103	Donnie Davis	Duke	Oct. 7, 1995	170	Tashard Choice	Duke	Nov. 10, 2007
108	C.J. Williams	North Carolina	Oct. 14, 1995	142	Tashard Choice	North Carolina	Nov. 17, 2007
143	C.J. Williams	NC State	Nov. 11, 1995	134	Tashard Choice	Georgia	Nov. 24, 2007
147	C.J. Williams	NC State	Sept. 7, 1996	112	Jonathan Dwyer	Jacksonville State	Aug. 28, 2008
111	Charles Wiley	Wake Forest	Sept. 14, 1996	108	Jonathan Dwyer	Boston College	Sept. 6, 2008
112	Charlie Rogers	Duke	Sept. 26, 1996	151	Joshua Nesbitt	Virginia Tech	Sept. 13, 2008
103	C.J. Williams	Duke	Sept. 26, 1996	141	Jonathan Dwyer	Mississippi State	Sept. 20, 2008
125	Charles Wiley	Duke	Nov. 15, 1997	159	Jonathan Dwyer	Duke	Oct. 4, 2008
179	Joe Burns	Maryland	Oct. 31, 1998	109	Jonathan Dwyer	Clemson	Oct. 18, 2008
150	Sean Gregory	UCF	Sept. 18, 1999	145	Jonathan Dwyer	Florida State	Nov. 1, 2008
100	Joe Hamilton	UCF	Sept. 18, 1999	157	Jonathan Dwyer	North Carolina	Nov. 8, 2008
113	Sean Gregory	NC State	Oct. 30, 1999	128	Jonathan Dwyer	Miami	Nov. 20, 2008
119	Sean Gregory	Virginia	Nov. 6, 1999	214	Roddy Jones	Georgia	Nov. 29, 2008
101	Sean Gregory	Clemson	Nov. 13, 1999	144	Jonathan Dwyer	Georgia	Nov. 29, 2008
100	Joe Burns	NC State (OT)	Nov. 21, 2000	127	Anthony Allen	Clemson	Sept. 10, 2009
123	Joe Burns	North Carolina	Sept. 30, 2000	158	Jonathan Dwyer	North Carolina	Sept. 26, 2009
111	Sidney Ford	Wake Forest	Oct. 14, 2000	140	Joshua Nesbitt	Florida State	Oct. 10, 2009
120	Joe Burns	Virginia	Nov. 9, 2000	102	Jonathan Dwyer	Florida State	Oct. 10, 2009
109	Joe Burns	Maryland	Nov. 18, 2000	122	Joshua Nesbitt	Virginia Tech	Oct. 17, 2009
113	Joe Burns	Syracuse	Aug. 26, 2001	125	Jonathan Dwyer	Virginia	Oct. 24, 2009
129	Sidney Ford	Navy	Sept. 8, 2001	103	Anthony Allen	Virginia	Oct. 24, 2009
126	Joe Burns	Clemson (OT)	Sept. 29, 2001	186	Jonathan Dwyer	Vanderbilt	Oct. 31, 2009
122	Joe Burns	Duke	Oct. 6, 2001	189	Jonathan Dwyer	Wake Forest (OT)	Nov. 7, 2009
114	Joe Burns	NC State	Oct. 20, 2001	110	Jonathan Dwyer	Duke	Nov. 14, 2009
198	Joe Burns	North Carolina	Nov. 1, 2001	103	Joshua Nesbitt	Clemson	Dec. 5, 2009
145	Joe Burns	Wake Forest	Nov. 17, 2001	110	Jonathan Dwyer	Clemson	Dec. 5, 2009
153	Tony Hollings	Vanderbilt	Aug. 31, 2002	130	Joshua Nesbitt	South Carolina State	Sept. 4, 2010
144	Tony Hollings	Connecticut	Sept. 7, 2002	115	Anthony Allen	North Carolina	Sept. 18, 2010
147	Tony Hollings	Clemson	Sept. 14, 2002	104	Joshua Nesbitt	North Carolina	Sept. 18, 2010
189	Tony Hollings	BYU	Sept. 21, 2002	195	Anthony Allen	Virginia	Oct. 9, 2010
136	Ajenavi Ezimefe	North Carolina	Sept. 28, 2002	109	Joshua Nesbitt	Virginia	Oct. 9, 2010
113	P.J. Daniels	Florida State	Sept. 13, 2003	106	Joshua Nesbitt	Middle Tennessee	Oct. 16, 2010
105	P.J. Daniels	Vanderbilt (OT)	Sept. 27, 2003	125	Anthony Allen	Virginia Tech	Nov. 4, 2010
103	Reggie Ball	Vanderbilt (OT)	Sept. 27, 2003	122	Tevin Washington	Miami	Nov. 13, 2010
175	P.J. Daniels	Wake Forest	Oct. 11, 2003	165	Anthony Allen	Duke	Nov. 20, 2010
108	P.J. Daniels	Duke	Nov. 8, 2003	166	Anthony Allen	Georgia	Nov. 27, 2010
240	P.J. Daniels	North Carolina	Nov. 15, 2003	131	Tevin Washington	vs. Air Force	Dec. 27, 2010
307	P.J. Daniels	Tulsa	Jan. 4, 2004	157	Orwin Smith	Kansas	Sept. 17, 2011
169	P.J. Daniels	Samford	Sept. 4, 2004	110	Embry Peeples	Kansas	Sept. 17, 2011
103	P.J. Daniels	Clemson	Sept. 11, 2004	120	Tevin Washington	Maryland	Oct. 8, 2011
114	P.J. Daniels	Duke	Oct. 16, 2004	115	Tevin Washington	Virginia	Oct. 15, 2011
122	Rashaun Grant	NC State	Nov. 6, 2004	176	Tevin Washington	Clemson	Oct. 29, 2011
119	P.J. Daniels	Syracuse	Dec. 21, 2004	136	Tevin Washington	Duke	Nov. 19, 2011
111	P.J. Daniels	Auburn	Sept. 3, 2005	138	Preston Lyons	Utah (OT)	Dec. 31, 2011
103	P.J. Daniels	North Carolina	Sept. 10, 2005	116	Zach Laskey	Presbyterian	Sept. 8, 2012
114	P.J. Daniels	Connecticut	Sept. 17, 2005	101	Vad Lee	Presbyterian	Sept. 8, 2012
107	Tashard Choice	Duke	Oct. 15, 2005	137	Orwin Smith	Virginia	Sept. 15, 2012
100	P.J. Daniels	Clemson	Oct. 29, 2005	117	Orwin Smith	Clemson	Oct. 6, 2012
109	P.J. Daniels	Wake Forest	Nov. 5, 2005	104	Tevin Washington	Clemson	Oct. 6, 2012
109	P.J. Daniels	Utah	Dec. 29, 2005	101	Zach Laskey	Boston College	Oct. 20, 2012
130	Reggie Ball	Troy	Sept. 16, 2006	112	Vad Lee	at North Carolina	Nov. 10, 2012
105	Tashard Choice	Virginia Tech	Sept. 30, 2006	100	Robert Godhigh	North Carolina	Sept. 21, 2013

YDS	PLAYER	OPPONENT	DATE
133	Zach Laskey	Virginia	Oct. 26, 2013
111	Robert Godhigh	Virginia	Oct. 26, 2013
107	David Sims	Virginia	Oct. 26, 2013
126	Robert Godhigh	Clemson	Nov. 14, 2013
111	David Sims	Alabama A&M	Nov. 23, 2013
100	David Sims	Georgia (OT)	Nov. 30, 2013
137	Justin Thomas	Georgia Southern	Sept. 13, 2014
165	Justin Thomas	at Virginia Tech	Sept. 20, 2014
133	Zach Laskey	Miami	Oct. 4, 2014
119	Justin Thomas	Duke	Oct. 11, 2014
110	Synjyn Days	at Pitt	Oct. 25, 2014
147	Synjyn Days	Virginia	Nov. 1, 2014
157	Synjyn Days	at NC State	Nov. 8, 2014
140	Zach Laskey	at Georgia	Nov. 29, 2014
104	Justin Thomas	vs. Florida State	Dec. 6, 2014
171	Synjyn Days	vs. Mississippi State	Dec. 31, 2014
121	Justin Thomas	vs. Mississippi State	Dec. 31, 2014
184	Marcus Marshall	Alcorn State	Sept. 3, 2015
159	Marcus Marshall	Pittsburgh	Oct. 17, 2015

PASSING

300-YARD PASSING GAMES

BY YARDS

YDS	PLAYER	OPPONENT	DATE
486	George Godsey	Virginia	Nov. 10, 2001
454	George Godsey	Clemson	Oct. 28, 2000
416	Darrell Gast	Duke	Oct. 31, 1987
387	Joe Hamilton	Florida State	Sept. 11, 1999
387	Joe Hamilton	Maryland	Sept. 30, 1999
371	Eddie McAshan	Rice	Sept. 30, 1972
361	Mike Kelley	Navy	Nov. 17, 1979
354	George Godsey	Maryland	Nov. 18, 2000
341	Joe Hamilton	Georgia (OT)	Nov. 27, 1999
337	Joe Hamilton	Virginia	Nov. 8, 1997
333	Mike Kelley	Georgia	Nov. 29, 1980
333	George Godsey	Wake Forest	Oct. 14, 2000
326	Taylor Bennett	West Virginia	Jan. 1, 2007
324	Joe Hamilton	Duke	Oct. 16, 1999
323	George Godsey	Virginia	Nov. 9, 2000
320	Joe Hamilton	Clemson	Nov. 13, 1999
320	Reggie Ball	Maryland (OT)	Oct. 11, 2001
320	Reggie Ball	North Carolina	Sept. 10, 2005
319	Kim King	Virginia	Nov. 13, 1965
317	Rick Strom	The Citadel	Sept. 12, 1987
313	Tommy Luginbill	North Carolina	Oct. 8, 1994
310	Tommy Luginbill	Virginia	Oct. 15, 1994
309	Taylor Bennett	Maryland	Oct. 6, 2007
305	Shawn Jones	Georgia	Nov. 28, 1992
303	Joe Hamilton	North Carolina	Sept. 26, 1998

300-YARD PASSING GAMES

BY DATE

YDS	PLAYER	OPPONENT	DATE
319	Kim King	Virginia	Nov. 13, 1965
371	Eddie McAshan	Rice	Sept. 30, 1972
361	Mike Kelley	Navy	Nov. 17, 1979
333	Mike Kelley	Georgia	Nov. 29, 1980
317	Rick Strom	The Citadel	Sept. 12, 1987
416	Darrell Gast	Duke	Oct. 31, 1987
305	Shawn Jones	Georgia	Nov. 28, 1992
313	Tommy Luginbill	North Carolina	Oct. 8, 1994
310	Tommy Luginbill	Virginia	Oct. 15, 1994
337	Joe Hamilton	Virginia	Nov. 8, 1997
303	Joe Hamilton	North Carolina	Sept. 26, 1998
387	Joe Hamilton	Florida State	Sept. 11, 1999
387	Joe Hamilton	Maryland	Sept. 30, 1999
324	Joe Hamilton	Duke	Oct. 16, 1999
322	Joe Hamilton	Clemson	Nov. 13, 1999
341	Joe Hamilton	Georgia (OT)	Nov. 27, 1999
333	George Godsey	Wake Forest	Oct. 14, 2000
454	George Godsey	Clemson	Oct. 28, 2000
323	George Godsey	Virginia	Nov. 9, 2000
354	George Godsey	Maryland	Nov. 18, 2000
320	George Godsey	Maryland (OT)	Oct. 11, 2001
486	George Godsey	Virginia	Nov. 10, 2001
320	Reggie Ball	North Carolina	Sept. 10, 2005
326	Taylor Bennett	West Virginia	Jan. 1, 2007
309	Taylor Bennett	Maryland	Oct. 6, 2007

TOP INDIVIDUAL PERFORMANCES

100-YARD RECEIVING GAMES

BY YARDS

YDS	PLAYER	OPPONENT	DATE
243	Dez White	Virginia	Oct. 17, 1998
230	Demaryius Thomas	Duke	Oct. 4, 2008
223	Derrick Steagall	Virginia	Nov. 8, 1997
215	Dez White	Maryland	Sept. 30, 1999
209	Kelly Campbell	Clemson	Oct. 28, 2000
203	Kelly Campbell	North Carolina (OT)	Oct. 9, 1999
203	Kris Kentera	Navy	Nov. 17, 1979
202	Buck Martin	Auburn	Oct. 20, 1951
198	John Sias	Navy	Nov. 9, 1968
194	Jonathan Smith	Wake Forest	Oct. 11, 2003
193	Greg Lester	Duke	Oct. 31, 1987
193	Kelly Campbell	Syracuse	Aug. 26, 2001
190	Kelly Campbell	Duke	Oct. 16, 1999
186	Calvin Johnson	West Virginia	Jan. 1, 2007
181	Stephen Hill	Western Carolina	Sept. 1, 2011
176	Jason McGill	Maryland	Oct. 10, 1992
174	Demaryius Thomas	Mississippi State	Oct. 3, 2009
172	Will Glover	Virginia	Nov. 10, 2001
171	Craig Baynham	Virginia	Nov. 13, 1965
171	Dez White	North Carolina	Sept. 26, 1998
170	Jonathan Smith	Clemson	Sept. 20, 2003
168	Calvin Johnson	NC State	Nov. 4, 2006
165	Calvin Johnson	Virginia	Sept. 21, 2006
165	Dez White	Georgia (OT)	Nov. 27, 1999
164	Drew Hill	Notre Dame	Nov. 18, 1978
161	Kerry Watkins	Virginia	Nov. 10, 2001
155	Greg Smith	North Carolina	Nov. 17, 2007
155	Jonathan Smith	NC State	Oct. 4, 2003
155	Will Glover	Wake Forest	Nov. 17, 2001
154	Drew Hill	Duke	Sept. 9, 1978
151	Stephen Hill	North Carolina	Sept. 24, 2011
148	John Sias	Tennessee	Oct. 14, 1967
147	Kerry Watkins	Maryland	Nov. 18, 2000
147	Kelly Campbell	Wake Forest	Oct. 14, 2000
146	Jimmy Robinson	Rice	Sept. 30, 1972
144	John Sias	TCU	Sept. 30, 1967
143	John Sias	Duke	Nov. 2, 1968
142	Charlie Rogers	UCF	Oct. 26, 1996
141	Kelly Campbell	Florida State	Sept. 11, 1999
140	Harvey Middleton	Georgia	Nov. 29, 1997
139	Kerry Watkins	Clemson	Sept. 14, 2002
139	Demaryius Thomas	Maryland	Oct. 6, 2007
138	Jimmy Robinson	Michigan State	Sept. 23, 1972
136	James Johnson	Virginia Tech	Nov. 1, 2007
135	Kelly Campbell	Clemson	Nov. 13, 1999
133	Calvin Johnson	Maryland	Oct. 7, 2006
133	Demaryius Thomas	Miami	Sept. 17, 2009
132	Steve Harkey	South Carolina	Sept. 12, 1970
132	DeAndre Smelter	Wofford	Aug. 30, 2014
131	Damarious Bilbo	North Carolina	Sept. 10, 2005
131	Calvin Johnson	Connecticut	Nov. 13, 2004
131	Mark Fields	Rice	Sept. 30, 1972
130	Calvin Johnson	NC State	Oct. 6, 2005
129	Harvey Middleton	Duke	Sept. 26, 1996
129	Dez White/Notre	Dame	Jan. 1, 1999
127	Kelly Campbell	Duke	Oct. 21, 2000
127	Kerry Watkins	Maryland	Oct. 17, 2002
127	Calvin Johnson	Clemson	Sept. 11, 2004
127	Demaryius Thomas	Georgia	Nov. 28, 2009
126	Gary Williams	Georgia	Nov. 27, 1965
126	Harvey Middleton	Duke	Oct. 7, 1995
126	Stephen Hill	Middle Tennessee	Sept. 10, 2011
125	Derrick Steagall	Duke	Nov. 15, 1997
123	Calvin Johnson	Virginia Tech	Sept. 24, 2005
122	Marlon Hegggs	Tulane	Oct. 25, 1980
122	Gary Lee	Georgia	Nov. 29, 1986
121	Leon Chadwick	Notre Dame	Oct. 6, 1979
121	Jonathan Smith	BYU	Aug. 28, 2003
120	Jimmy Robinson	Tulane	Oct. 27, 1973
119	Bobby Rodriguez	Georgia	Dec. 1, 1990
117	Calvin Johnson	Wake Forest	Dec. 2, 2006
117	Embry Peeples	Vanderbilt	Oct. 31, 2009
116	Charlie Simmons	Duke	Oct. 30, 1993
115	Billy Williamson	Georgia	Dec. 2, 1961
115	Calvin Johnson	Virginia Tech	Sept. 30, 2006
114	Dez White	Florida State	Sept. 11, 1999
114	Calvin Johnson	North Carolina	Sept. 10, 2005

PLAYERS WITH 100 YARDS RUSHING & PASSING, SAME GAME

PLAYER	RUSH / PASS	OPPONENT	DATE
Donnie Davis	103 / 206	at Duke	Oct. 7, 1995
Joe Hamilton	100 / 161	Central Florida	Sept. 18, 1999
Reggie Ball	103 / 108	at Vanderbilt (OT)	Sept. 27, 2003
Reggie Ball	130 / 164	Troy	Sept. 16, 2006
Joshua Nesbitt	151 / 109	Virginia Tech	Sept. 13, 2008
Joshua Nesbitt	103 / 136	vs. Clemson	Dec. 5, 2009
Joshua Nesbitt	140 / 131	Florida State	Oct. 10, 2009
Tevin Washington	122 / 101	Miami	Nov. 13, 2010
Tevin Washington	120 / 114	Maryland	Oct. 8, 2011
Tevin Washington	136 / 185	at Duke	Nov. 19, 2011
Tevin Washington	104 / 144	Clemson	Oct. 6, 2012
Vad Lee	112 / 169	at North Carolina	Nov. 10, 2012
Justin Thomas	137 / 188	Georgia Southern	Sept. 13, 2014
Justin Thomas	165 / 125	at Virginia Tech	Sept. 20, 2014
Justin Thomas	104 / 134	vs. Florida State	Dec. 6, 2014
Justin Thomas	121 / 125	vs. Mississippi State	Dec. 31, 2014

YDS	PLAYER	OPPONENT	DATE
114	Darren Waller	vs. Mississippi State	Dec. 31, 2014
113	Jimmy Robinson	South Carolina	Sept. 15, 1973
113	Mike Sheridan	Maryland	Nov. 11, 1996
112	Billy Martin	Florida State	Nov. 9, 1963
112	Ken Whisenhunt	Duke	Nov. 3, 1984
112	Keenan Walker	NC State	Oct. 3, 1992
112	Bobby Rodriguez	Wake Forest	Nov. 14, 1992
112	Derrick Steagall	West Virginia	Dec. 29, 1997
111	Kris Kentera	Auburn	Oct. 20, 1979
111	Harvey Middleton	NC State	Oct. 11, 1997
111	Calvin Johnson	Notre Dame	Sept. 2, 2006
110	Dez White	Duke	Oct. 3, 1998
109	Harvey Middleton	Maryland	Nov. 22, 1997
108	Jonathan Smith	The Citadel	Sept. 1, 2001
108	Kelly Campbell	Maryland (OT)	Oct. 11, 2001
108	Jonathan Smith	Georgia	Nov. 29, 2003
108	Calvin Johnson	Virginia	Nov. 20, 2004
108	Orwin Smith	Kansas	Sept. 17, 2011
107	Greg Lester	Auburn	Oct. 17, 1987
107	Greg Lester	Boston College	Sept. 14, 1991
107	Harvey Middleton	Navy	Nov. 23, 1996
107	Harvey Middleton	Wake Forest	Sept. 20, 1997
107	DeAndre Smelter	Virginia	Nov. 1, 2014
106	Harvey Middleton	Clemson	Oct. 19, 1996
106	Harvey Middleton	Duke	Nov. 15, 1997
106	Kelly Campbell	Stanford	Dec. 27, 2001
106	DeAndre Smelter	Georgia Southern	Sept. 13, 2014
105	Marlon Hegggs	Georgia	Nov. 29, 1980
105	Derrick Steagall	Wake Forest	Nov. 13, 1993
105	Harvey Middleton	Clemson	Sept. 27, 1997
105	Nate Curry	Syracuse	Dec. 21, 2004
104	Jonathan Smith	Duke	Nov. 8, 2003
103	Bill Sennett	Tulane	Sept. 18, 1954
103	John Sias	Auburn	Oct. 19, 1968
103	Damarious Bilbo	Utah	Dec. 29, 2005
103	Robert Godhigh	Clemson	Nov. 14, 2013
103	Ricky Jeune	Virginia	Oct. 31, 2015
102	John Hicks	VMI	Nov. 10, 1951
102	Billy Williamson	Penn State	Dec. 30, 1961
102	Derrick Steagall	Furman	Sept. 11, 1993
102	Kerry Watkins	Wake Forest	Oct. 5, 2002
101	John Sias	Miami	Sept. 28, 1968
101	Demaryius Thomas	Jacksonville State	Sept. 5, 2009
101	DeAndre Smelter	at Virginia Tech	Sept. 20, 2014
100	John Sias	Tulane	Oct. 26, 1968
100	Dez White	Miami	Jan. 1, 2000
100	Levon Thomas	Clemson	Sept. 11, 2004

RECEIVING

100-YARD RECEIVING GAMES

BY DATE

YDS	PLAYER	OPPONENT	DATE
202	Buck Martin	Auburn	Oct. 20, 1951
102	John Hicks	VMI	Nov. 10, 1951
103	Bill Sennett	Tulane	Sept. 18, 1954
115	Billy Williamson	Georgia	Dec. 2, 1961
102	Billy Williamson	Penn State	Dec. 30, 1961
112	Billy Martin	Florida State	Nov. 9, 1963
171	Craig Baynham	Virginia	Nov. 13, 1965
126	Gary Williams	Georgia	Nov. 27, 1965
144	John Sias	TCU	Sept. 30, 1967
148	John Sias	Tennessee	Oct. 14, 1967
101	John Sias	Miami	Sept. 28, 1968
103	John Sias	Auburn	Oct. 19, 1968
100	John Sias	Tulane	Oct. 26, 1968
143	John Sias	Duke	Nov. 2, 1968
198	John Sias	Navy	Nov. 9, 1968
132	Steve Harkey	South Carolina	Sept. 12, 1970
138	Jimmy Robinson	Michigan State	Sept. 23, 1972
146	Jimmy Robinson	Rice	Sept. 30, 1972
131	Mark Fields	Rice	Sept. 30, 1972
113	Jimmy Robinson	South Carolina	Sept. 15, 1973
111	Kris Kentera	Auburn	Oct. 20, 1979
120	Jimmy Robinson	Tulane	Oct. 27, 1973
154	Drew Hill	Duke	Sept. 9, 1978
164	Drew Hill	Notre Dame	Nov. 18, 1978
121	Leon Chadwick	Notre Dame	Oct. 6, 1979
203	Kris Kentera	Navy	Nov. 17, 1979
122	Marlon Hegggs	Tulane	Oct. 25, 1980
105	Marlon Hegggs	Georgia	Nov. 29, 1980
112	Ken Whisenhunt	Duke	Nov. 3, 1984
122	Gary Lee	Georgia	Nov. 29, 1986
107	Greg Lester	Auburn	Oct. 17, 1987
193	Greg Lester	Duke	Oct. 31, 1987
119	Bobby Rodriguez	Georgia	Dec. 1, 1990
107	Greg Lester	Boston College	Sept. 14, 1991
112	Keenan Walker	NC State	Oct. 3, 1992
176	Jason McGill	Maryland	Oct. 10, 1992
112	Bobby Rodriguez	Wake Forest	Nov. 14, 1992
102	Derrick Steagall	Furman	Sept. 11, 1993
116	Charlie Simmons	Duke	Oct. 30, 1993
105	Derrick Steagall	Wake Forest	Nov. 13, 1993
126	Harvey Middleton	Duke	Oct. 7, 1995
129	Harvey Middleton	Duke	Sept. 26, 1996
106	Harvey Middleton	Clemson	Oct. 19, 1996
142	Charlie Rogers	UCF	Oct. 26, 1996
113	Mike Sheridan	Maryland	Nov. 11, 1996
107	Harvey Middleton	Navy	Nov. 23, 1996
107	Harvey Middleton	Wake Forest	Sept. 20, 1997
105	Harvey Middleton	Clemson	Sept. 27, 1997
111	Harvey Middleton	NC State	Oct. 11, 1997
223	Derrick Steagall	Virginia	Nov. 8, 1997
125	Derrick Steagall	Duke	Nov. 15, 1997
106	Harvey Middleton	Duke	Nov. 15, 1997
109	Harvey Middleton	Maryland	Nov. 22, 1997
140	Harvey Middleton	Georgia	Nov. 29, 1997

TOP INDIVIDUAL PERFORMANCES

YDS	PLAYER	OPPONENT	DATE
112	Derrick Steagall	West Virginia	Dec. 29, 1997
171	Dez White	North Carolina	Sept. 26, 1998
110	Dez White	Duke	Oct. 3, 1998
243	Dez White	Virginia	Oct. 17, 1998
129	Dez White/Notre	Dame	Jan. 1, 1999
141	Kelly Campbell	Florida State	Sept. 11, 1999
114	Dez White	Florida State	Sept. 11, 1999
215	Dez White	Maryland	Sept. 30, 1999
203	Kelly Campbell	North Carolina (OT)	Oct. 9, 1999
190	Kelly Campbell	Duke	Oct. 16, 1999
135	Kelly Campbell	Clemson	Nov. 13, 1999
165	Dez White	Georgia (OT)	Nov. 27, 1999
100	Dez White	Miami	Jan. 1, 2000
147	Kelly Campbell	Wake Forest	Oct. 14, 2000
127	Kelly Campbell	Duke	Oct. 21, 2000
209	Kelly Campbell	Clemson	Oct. 28, 2000
147	Kerry Watkins	Maryland	Nov. 18, 2000
193	Kelly Campbell	Syracuse	Aug. 26, 2001
108	Jonathan Smith	The Citadel	Sept. 1, 2001
108	Kelly Campbell	Maryland (OT)	Oct. 11, 2001
172	Will Glover	Virginia	Nov. 10, 2001
161	Kerry Watkins	Virginia	Nov. 10, 2001
155	Will Glover	Wake Forest	Nov. 17, 2001
106	Kelly Campbell	Stanford	Dec. 27, 2001
139	Kerry Watkins	Clemson	Sept. 14, 2002
102	Kerry Watkins	Wake Forest	Oct. 5, 2002
127	Kerry Watkins	Maryland	Oct. 17, 2002
121	Jonathan Smith	BYU	Aug. 28, 2003
170	Jonathan Smith	Clemson	Sept. 20, 2003
155	Jonathan Smith	NC State	Oct. 4, 2003
194	Jonathan Smith	Wake Forest	Oct. 11, 2003
104	Jonathan Smith	Duke	Nov. 8, 2003
108	Jonathan Smith	Georgia	Nov. 29, 2003
127	Calvin Johnson	Clemson	Sept. 11, 2004
100	Levon Thomas	Clemson	Sept. 11, 2004
131	Calvin Johnson	Connecticut	Nov. 13, 2004
108	Calvin Johnson	Virginia	Nov. 20, 2004
105	Nate Curry	Syracuse	Dec. 21, 2004
131	Damarius Bilbo	North Carolina	Sept. 10, 2005
114	Calvin Johnson	North Carolina	Sept. 10, 2005
123	Calvin Johnson	Virginia Tech	Sept. 24, 2005
130	Calvin Johnson	NC State	Oct. 6, 2005
103	Damarius Bilbo	Utah	Dec. 29, 2005
111	Calvin Johnson	Notre Dame	Sept. 2, 2006
165	Calvin Johnson	Virginia	Sept. 21, 2006
115	Calvin Johnson	Virginia Tech	Sept. 30, 2006
133	Calvin Johnson	Maryland	Oct. 7, 2006
168	Calvin Johnson	NC State	Nov. 4, 2006
117	Calvin Johnson	Wake Forest	Dec. 2, 2006
186	Calvin Johnson	West Virginia	Jan. 1, 2007
139	Demaryius Thomas	Maryland	Oct. 6, 2007
136	James Johnson	Virginia Tech	Nov. 1, 2007
155	Greg Smith	North Carolina	Nov. 17, 2007
230	Demaryius Thomas	Duke	Oct. 4, 2008
101	Demaryius Thomas	Jacksonville State	Sept. 5, 2009
133	Demaryius Thomas	Miami	Sept. 17, 2009
174	Demaryius Thomas	Mississippi State	Oct. 3, 2009
117	Embry Peeples	Vanderbilt	Oct. 31, 2009
127	Demaryius Thomas	Georgia	Nov. 28, 2009
181	Stephen Hill	Western Carolina	Sept. 1, 2011
126	Stephen Hill	Middle Tennessee	Sept. 10, 2011
108	Orwin Smith	Kansas	Sept. 17, 2011
151	Stephen Hill	North Carolina	Sept. 24, 2011
103	Robert Godhigh	Clemson	Nov. 14, 2013
132	DeAndre Smelter	Wofford	Aug. 30, 2014
106	DeAndre Smelter	Georgia Southern	Sept. 13, 2014
101	DeAndre Smelter	at Virginia Tech	Sept. 20, 2014
107	DeAndre Smelter	Virginia	Nov. 1, 2014
114	Darren Waller	vs. Mississippi State	Dec. 31, 2014
103	Ricky Jeune	Virginia	Oct. 31, 2015

TWO 100-YARD RECEIVERS, SAME GAME

PLAYERS, YARDS	OPPONENT	DATE
Jimmy Robinson, 146	Rice	Sept. 30, 1972
Derrick Steagall, 125	Duke	Nov. 15, 1997
Kelly Campbell, 141	Florida State	Sept. 11, 1999
Will Glover, 172	Virginia	Nov. 10, 2001
Calvin Johnson, 127	Clemson	Sept. 11, 2004
Damarius Bilbo, 131	North Carolina	Sept. 10, 2005

PLAYERS WITH 100 YARDS RUSHING & RECEIVING, SAME GAME

PLAYER	RUSH / REC	OPPONENT	DATE
Orwin Smith	157 / 108	Kansas	Sept. 17, 2011
Robert Godhigh	126 / 103	at Clemson	Nov. 14, 2013

PLAYERS WITH RUSHING & RECEIVING TOUCHDOWNS, SAME GAME

PLAYER	OPPONENT	DATE
Stanley Flowers	Georgia	Dec. 1, 1956
Taz Anderson	Tennessee	Oct. 10, 1959
Chuck Graning	Kentucky	Sept. 17, 1960
Billy Williamson	Georgia	Dec. 2, 1961
Brent Cunningham	Miami	Sept. 26, 1970
Brent Cunningham	Duke	Oct. 31, 1970
Thomas Lang	Tulane	Oct. 23, 1971
Steven Raible	Florida State	Oct. 4, 1975
Drew Hill	Auburn	Oct. 15, 1977
Robert Lavette	Georgia	Nov. 26, 1983
Jerry Mays	Auburn	Oct. 19, 1985
Cory Collier	Wake Forest	Nov. 16, 1985
Malcolm King	The Citadel	Sept. 12, 1987
Howard Edwards	VMI	Nov. 5, 1988
Jerry Mays	NC State	Sept. 9, 1989
Jerry Mays	Clemson	Oct. 14, 1989
Jerry Mays	Wake Forest	Nov. 18, 1989
Jerry Mays	Georgia	Dec. 2, 1989
William Bell	Chattanooga	Sept. 22, 1990
Jerry Gilchrist	Virginia	Nov. 3, 1990
Bobby Rodriguez	Wake Forest	Nov. 17, 1990
William Bell	Nebraska	Jan. 1, 1991
Dorsey Levens	Baylor	Nov. 6, 1993
C.J. Williams	NC State	Nov. 11, 1995
C.J. Williams	NC State	Sept. 7, 1996
Charlie Rogers	UCF	Oct. 26, 1996
Kelly Campbell	NC State	Oct. 30, 1999
Joe Burns	North Carolina	Sept. 30, 2000
Kelly Campbell	Duke	Oct. 21, 2000
Kelly Campbell	Virginia	Nov. 9, 2000
Kelly Campbell	Stanford	Dec. 27, 2001
P.J. Daniels	Samford	Sept. 4, 2004
Calvin Johnson	Syracuse	Dec. 21, 2004
Roddy Jones	Kansas	Sept. 17, 2011
Orwin Smith	Kansas	Sept. 17, 2011
Robert Godhigh	at North Carolina	Nov. 10, 2012
David Sims	Elon	Aug. 31, 2013
DeAndre Smelter	at North Carolina	Oct. 18, 2014
Qua Searcy	Tulane	Sept. 12, 2015
Patrick Skov	at Notre Dame	Sept. 19, 2015
Clinton Lynch	at Virginia	Oct. 31, 2015

GAMES STARTED/CAREER

PLAYER	POS	YEARS	GS
1. Roddy Jones	RB	2008-11	52
2. Ricardo Wimmbush	LB	1999-2002	50
3. Reggie Ball	QB	2003-06	49
4. Andrew Gardner	OT	2005-08	48
5. Matt Rhodes	OL	2004-07	47

GAMES PLAYED/CAREER

PLAYER	POS	YEARS	GS
1. Jamal Golden	DB	2011-15	54
Jemea Thomas	DB	2009, 11-13	54
T.J. Barnes	DB	2009-12	54
Rod Sweeting	DT	2009-12	54
5. Chris Milton	DB	2012-15	53
Tyler Marcordes	LB	2012-15	53
Rashaad Reid	DB	2008-11	53
Scott Blair	K-P	2007-10	53
9. Demond Smith	DB	2012-15	52
Izaan Cross	DL	2009-12	52
Roddy Jones	RB	2008-11	52
Steven Sylvester	LB	2008-11	52
Mario Butler	CB	2007-10	52
Darryl Richard	DT	2004, 06-08	52

RECORDS

OPPONENT RECORDS

TEAM

MOST RUSHING ATTEMPTS

ATT	OPPONENT	DATE
1.	79 Alabama	Sept. 8, 1979
2.	78 Georgia	Nov. 27, 1975
3.	75 Clemson	Oct. 13, 1990
4.	73 Notre Dame	Nov. 16, 1968
	73 Duke	Oct. 30, 1976
	73 North Carolina	Oct. 2, 1982
7.	72 North Carolina	Oct. 4, 1980
	72 North Carolina	Oct. 8, 1994
9.	70 five times	

FEWEST RUSHING ATTEMPTS

ATT	OPPONENT	DATE
1.	12 Virginia	Oct. 24, 2009
2.	15 Samford	Sept. 9, 2006
3.	16 Samford	Sept. 4, 2004
	16 Boston College	Oct. 20, 2012
5.	17 Wake Forest	Nov. 4, 1995
	17 North Carolina	Nov. 1, 2001
7.	18 Georgia	Nov. 25, 2000
	18 North Carolina	Sept. 26, 2009
9.	19 Wake Forest	Sept. 14, 1996
	19 NC State	Oct. 4, 2003

MOST RUSHING YARDS

YDS	OPPONENT	DATE
1.	431 Georgia	Nov. 27, 1975
2.	399 Duke	Oct. 30, 1976
3.	381 Auburn	Oct. 20, 1979
4.	377 Auburn	Oct. 19, 1985
5.	366 Tennessee	Oct. 13, 1973
6.	361 Alabama	Sept. 11, 1982
7.	357 Duke	Nov. 2, 1968
	357 Tennessee	Oct. 9, 1976
9.	353 Tennessee	Oct. 13, 1979
10.	350 Georgia	Dec. 5, 1981

FEWEST RUSHING YARDS

YDS	OPPONENT	DATE
1.	-56 vs. Tulsa	Jan. 4, 2004
2.	-30 Maryland	Sept. 28, 1995
3.	-20 Maryland	Oct. 6, 1990
4.	-11 Navy	Nov. 7, 1970
5.	-9 Florida	Sept. 14, 1963
6.	-8 NC State	Oct. 4, 2003
	-8 Notre Dame	Sept. 1, 2007
8.	-5 Pittsburgh	Nov. 2, 2013
9.	8 UCF	Sept. 2, 2000
	8 Maryland	Oct. 9, 2004

HIGHEST AVERAGE PER RUSH

AVG	OPPONENT	DATE
1.	9.5 at Clemson	Dec. 5, 2009
2.	8.4 Clemson	Oct. 21, 2006
3.	7.8 Florida State	Nov. 2, 1996
4.	7.7 Georgia	Nov. 28, 2009
5.	7.6 Tennessee	Oct. 13, 1973
6.	7.5 Vanderbilt	Oct. 31, 2009
	7.5 North Carolina	Oct. 3, 2015
8.	7.3 at Miami	Oct. 5, 2013
9.	6.9 NC State	Oct. 11, 1997
10.	6.9 vs. West Virginia	Jan. 1, 2007

LOWEST AVERAGE PER RUSH

AVG	OPPONENT	DATE
1.	-2.2 vs. Tulsa	Jan. 4, 2004
2.	-1.3 Maryland	Sept. 28, 1995
3.	-0.8 Maryland	Oct. 6, 1990
4.	-0.4 NC State	Oct. 4, 2003
5.	-0.3 Navy	Nov. 7, 1970
6.	-0.2 Florida	Sept. 14, 1963
	-0.2 Notre Dame	Sept. 1, 2007
	-0.2 Pittsburgh	Nov. 2, 2013
9.	0.2 Maryland	Oct. 9, 2004
10.	0.3 UCF	Sept. 2, 2000

MOST RUSHING TOUCHDOWNS

TD	OPPONENT	DATE
1.	6 Duke	Nov. 2, 1968
	6 Georgia	Nov. 30, 1968
	6 Alabama	Sept. 11, 1982
4.	5 Nine times, most recently: Middle Tennessee State	Sept. 29, 2012

MOST PASSING ATTEMPTS

ATT	OPPONENT	DATE
1.	65 Wake Forest	Nov. 4, 1995
2.	64 Wake Forest	Nov. 21, 1998
3.	63 Georgia	Nov. 25, 2000
4.	62 Virginia	Oct. 26, 2013
5.	61 Duke	Nov. 15, 1997
6.	59 Virginia	Oct. 26, 2002
7.	57 Western Carolina	Oct. 12, 1985
	57 BYU	Sept. 21, 2002
9.	56 Georgia (OT)	Nov. 27, 1999
10.	54 Virginia Tech	Sept. 30, 2006

FEWEST PASSING ATTEMPTS

ATT	OPPONENT	DATE
1.	1 Alabama	Nov. 14, 1953
	1 Kentucky	Sept. 20, 1958
3.	2 Alabama	Nov. 15, 1958
	2 Auburn	Oct. 17, 1959
5.	3 Florida	Sept. 26, 1953
	3 Georgia	Nov. 29, 1958
	3 Tennessee	Nov. 11, 1961
	3 Alabama	Nov. 16, 1963
9.	4 three times	

MOST COMPLETIONS

CMP	OPPONENT	DATE
1.	43 Virginia	Oct. 26, 2013
2.	42 Wake Forest	Nov. 21, 1998
3.	41 Florida State	Oct. 21, 1995
	41 Wake Forest	Nov. 4, 1995
	41 Duke	Nov. 15, 1997
	41 Virginia	Oct. 26, 2002
7.	37 Georgia	Nov. 25, 2000
8.	33 Florida State	Oct. 18, 1997
9.	32 three times	

FEWEST COMPLETIONS

CMP	OPPONENT	DATE
1.	0 Alabama	Nov. 14, 1953
	0 Auburn	Oct. 17, 1959
	0 Missouri	Dec. 22, 1962
	0 Georgia	Nov. 30, 1974
5.	1 Alabama	Nov. 15, 1958
	1 Georgia	Nov. 29, 1958
	1 Alabama	Nov. 14, 1959
	1 Alabama	Nov. 16, 1963

MOST PASSING YARDS

YDS	OPPONENT	DATE
1.	501 Wake Forest	Nov. 4, 1995
2.	494 Wake Forest	Nov. 21, 1998
3.	489 Florida State	Oct. 18, 1997
	489 Duke	Nov. 15, 1997
5.	463 Florida State	Sept. 9, 2000
6.	436 Miami (OT)	Sept. 22, 2012
7.	435 at Georgia	Nov. 25, 2000
	435 Boston College	Sept. 15, 2007
9.	415 Georgia	Nov. 29, 1997
10.	407 at Georgia	Nov. 29, 2008

FEWEST PASSING YARDS

YDS	OPPONENT	DATE
1.	-3 South Carolina	Nov. 19, 1949
2.	-1 Georgia	Nov. 29, 1958
3.	0 Alabama	Nov. 14, 1953
	0 Auburn	Oct. 17, 1959
	0 Missouri	Dec. 22, 1962
	0 Georgia	Nov. 30, 1974
7.	1 Florida	Sept. 26, 1953
8.	6 Clemson	Oct. 7, 1972
9.	9 South Carolina	Oct. 7, 1978
10.	10 Alabama	Nov. 15, 1958

MOST PASSING TOUCHDOWNS

TD	OPPONENT	DATE
1.	6 Duke	Oct. 31, 1987
2.	5 Notre Dame	Nov. 5, 1977
	5 Penn State	Aug. 28, 1991
	5 Virginia	Nov. 10, 2001
	5 Georgia	Nov. 29, 2008
	5 Florida State	Oct. 10, 2009
7.	4 14 times	

MOST INTERCEPTIONS THROWN

INT	OPPONENT	DATE
1.	5 Tulane	Oct. 24, 1970
	5 VMI	Nov. 10, 1973
	5 Chattanooga	Sept. 22, 1990
4.	4 21 times	

HIGHEST COMPLETION PERCENTAGE

PCT	OPPONENT	DATE
1.	1.000 1-1 Kentucky	Sept. 20, 1958
2.	.938 15-16 Duke	Oct. 29, 1960
3.	.818 27-33 Duke	Oct. 29, 1983
	.818 9-11 Georgia	Nov. 28, 1987
5.	.804 41-51 Florida State	Oct. 21, 1995
6.	.800 4-5 Georgia	Nov. 27, 1976
	.800 20-25 at Miami	Sept. 17, 2009
8.	.789 15-19 NC State	Oct. 6, 1984
	.789 15-19 at Georgia	Nov. 27, 2010
10.	.778 14-18 at Georgia	Nov. 24, 2012

LOWEST COMPLETION PERCENTAGE

PCT	OPPONENT	DATE
1.	.000 0-2 Auburn	Oct. 17, 1959
	.000 0-7 Missouri	Dec. 22, 1962
	.000 0-7 Georgia	Nov. 30, 1974
4.	.143 2-14 Penn State	Nov. 12, 1966
5.	.190 4-21 Florida	Sept. 22, 1979
6.	.200 3-15 Clemson	Sept. 28, 1963
	.200 2-10 Auburn	Oct. 19, 1985
8.	.211 4-19 Texas A&M	Sept. 17, 1966
9.	.214 3-14 Clemson	Oct. 13, 1990
10.	.217 5-23 Clemson	Oct. 7, 1967

OPPONENT RECORDS

HIGHEST AVERAGE PER ATTEMPT

AVG	OPPONENT	DATE
1. 31.0	Kentucky	Sept. 20, 1958
2. 16.1	Virginia Tech	Nov. 10, 2011
3. 15.0	Maryland	Oct. 6, 2007
4. 14.7	at Miami	Oct. 5, 2013
5. 14.3	at Georgia	Nov. 27, 2010
6. 14.1	Baylor	Nov. 7, 1992
7. 13.5	Navy	Nov. 23, 1996
8. 12.9	Auburn	Oct. 20, 1973
12.9	Georgia	Dec. 5, 1981
12.9	Georgia	Nov. 30, 2002

LOWEST AVERAGE PER ATTEMPT

AVG	OPPONENT	DATE
1. -0.3	Georgia	Nov. 29, 1958
2. 0.0	Auburn	Oct. 17, 1959
0.0	Missouri	Dec. 22, 1962
0.0	Georgia	Nov. 30, 1974
5. 0.5	Clemson	Oct. 7, 1972
6. 1.1	Tulane	Oct. 27, 1956
7. 1.2	Duke	Oct. 14, 1961
8. 1.3	South Carolina	Oct. 7, 1978
9. 1.5	The Citadel	Sept. 18, 1982
10. 1.6	Auburn	Oct. 21, 1978

HIGHEST AVERAGE PER COMPLETION

AVG	OPPONENT	DATE
1. 31.0	Kentucky	Sept. 20, 1958
2. 29.9	Virginia Tech	Nov. 10, 2011
3. 28.5	Alabama	Sept. 6, 1980
4. 26.8	Virginia	Oct. 13, 1984
5. 25.5	Maryland	Oct. 6, 2007
25.5	Duke	Sept. 9, 1978
7. 25.3	Baylor	Nov. 7, 1992
8. 24.8	Georgia	Nov. 27, 1982
9. 24.3	Tennessee	Oct. 12, 1963
10. 23.7	Tennessee	Nov. 10, 1956

LOWEST AVERAGE PER COMPLETION

AVG	OPPONENT	DATE
1. -1.0	Georgia	Nov. 29, 1958
2. 1.2	Clemson	Oct. 7, 1972
3. 3.3	Duke	Oct. 14, 1961
4. 4.0	Tulane	Oct. 27, 1956
5. 4.5	South Carolina	Oct. 7, 1978
6. 5.2	Auburn	Oct. 18, 1958
7. 5.3	Virginia Tech	Sept. 13, 2008
5.3	The Citadel	Sept. 18, 1982
9. 5.5	North Carolina	Oct. 5, 1985
10. 5.8	Two times	

MOST TOTAL OFFENSE YARDS

YDS	OPPONENT	DATE
1. 667	at Notre Dame	Nov. 5, 1977
2. 610	at Duke	Nov. 15, 1997
3. 609	Miami (OT)	Sept. 22, 2012
4. 605	vs. Mississippi State	Dec. 31, 2014
5. 601	at Clemson	Oct. 6, 2012
6. 600	Virginia	Oct. 17, 1998
7. 594	at Duke	Nov. 2, 1968
8. 587	at Florida State	Oct. 18, 1997
9. 582	at Florida State	Oct. 2, 1993
10. 581	at Auburn	Oct. 20, 1984

MOST TOTAL OFFENSE YARDS, HALF

YDS	OPPONENT	DATE
1. 410	2nd Notre Dame	Nov. 5, 1977
2. 403	1st Florida State	Oct. 10, 2009
3. 400	2nd Duke	Nov. 15, 1997
4. 375	2nd Wake Forest	Nov. 21, 1998
5. 372	2nd Miami (OT)	Sept. 22, 2012
6. 371	1st Virginia	Oct. 17, 1998
7. 367	1st Georgia	Dec. 5, 1981
8. 357	1st BYU	Oct. 12, 2013
9. 356	2nd North Carolina	Sept. 19, 1987
10. 353	1st Auburn	Oct. 20, 1984

FEWEST TOTAL OFFENSE YARDS

YDS	OPPONENT	DATE
1. 32	Florida	Sept. 14, 1963
2. 51	Citadel	Sept. 20, 1952
3. 67	Duke	Oct. 14, 1961
4. 73	Davidson	Sept. 19, 1953
5. 76	at Florida	Sept. 26, 1953
6. 82	at Maryland	Oct. 9, 2004
7. 84	Chattanooga	Sept. 10, 1988
8. 87	at Vanderbilt	Oct. 27, 1951
9. 89	Texas A&M	Sept. 17, 1966
10. 90	SMU	Sept. 28, 1957

FEWEST TOTAL OFFENSE YARDS, HALF

YDS	OPPONENT	DATE
1. -9	2nd Tulane	Oct. 28, 1961
2. -6	1st Florida	Sept. 14, 1963
3. 16	2nd Maryland	Oct. 9, 2004
4. 20	1st vs. Tulsa	Jan. 4, 2004
5. 22	2nd Texas A&M	Sept. 17, 1966
22	2nd Samford	Sept. 9, 2006
22	2nd Duke	Nov. 10, 2007
8. 23	2nd Florida	Sept. 29, 1962
23	2nd Miami	Sept. 26, 1964
10. 25	1st Georgia	Dec. 1, 1962

MOST OFFENSIVE PLAYS

PL	OPPONENT	DATE
1. 99	at Duke	Nov. 2, 1968
99	at Notre Dame	Nov. 5, 1977
3. 98	at Georgia	Nov. 30, 1968
4. 97	South Carolina	Sept. 11, 1976
97	Georgia (OT)	Nov. 27, 1999
6. 96	at Duke	Oct. 31, 1987
96	at North Carolina	Oct. 8, 1994
8. 95	at Air Force	Nov. 11, 1978
95	at North Carolina	Oct. 4, 1980
10. 93	at Clemson	Oct. 6, 2012

FEWEST OFFENSIVE PLAYS

PL	OPPONENT	DATE
1. 31	SMU	Sept. 28, 1957
2. 36	Miami	Sept. 26, 1964
3. 42	Duke	Nov. 2, 1957
42	Duke	Oct. 14, 1961
5. 44	Tulane	Oct. 27, 1956
44	North Carolina	Sept. 26, 2009
44	Virginia	Oct. 24, 2009
8. 45	four times	

HIGHEST AVERAGE YARDS PER PLAY

YDS	OPPONENT	DATE
1. 10.4	at Miami	Oct. 5, 2013
2. 8.9	at Georgia	Nov. 27, 2010
3. 8.2	Florida State	Oct. 10, 2009
8.2	at Clemson	Nov. 14, 2013
5. 8.1	Virginia	Sept. 19, 1992
8.1	at Clemson	Dec. 5, 2009
7. 8.0	North Carolina	Sept. 19, 1987
8.0	Miami	Oct. 4, 2014
8. 7.9	Clemson	Oct. 21, 2006
7.9	Georgia	Nov. 29, 2008
7.9	Miami	Nov. 13, 2010

LOWEST AVERAGE YARDS PER PLAY

YDS	OPPONENT	DATE
1. 0.6	Florida	Sept. 14, 1963
2. 1.3	Maryland	Oct. 9, 2004
3. 1.5	Chattanooga	Sept. 10, 1988
4. 1.6	Duke	Oct. 14, 1961
5. 1.9	Tulane	Oct. 28, 1961
1.9	Florida	Sept. 29, 1962
1.9	Clemson	Sept. 28, 1963
1.9	Texas A&M	Sept. 17, 1966
1.9	Notre Dame	Sept. 1, 2007
10. 2.1	three times	

MOST FIRST DOWNS

FD	OPPONENT	DATE
1. 38	Duke	Oct. 31, 1987
2. 37	Florida State	Oct. 2, 1993
37	Wake Forest	Nov. 21, 1998
4. 36	Duke	Nov. 2, 1968
5. 34	Notre Dame	Nov. 5, 1977
34	Duke	Nov. 15, 1997
7. 33	Georgia (OT)	Nov. 27, 1999
8. 32	North Carolina	Oct. 2, 1982
32	Virginia	Oct. 26, 2013
10. 31	two times	

FEWEST FIRST DOWNS

FD	OPPONENT	DATE
1. 3	SMU	Sept. 28, 1957
2. 5	Miami	Sept. 26, 1964
5	Duke	Oct. 14, 1961
5	Tulane	Oct. 27, 1956
5. 6	eight times; most recently: Connecticut	Sept. 17, 2005

MOST FIRST DOWNS BY RUSHING

FD	OPPONENT	DATE
1. 25	Georgia	Nov. 27, 1975
2. 23	North Carolina	Oct. 2, 1982
3. 22	Duke	Nov. 2, 1968
22	Georgia	Nov. 29, 1986
5. 21	Clemson	Sept. 28, 1974
21	Alabama	Sept. 8, 1979
21	Tennessee	Oct. 13, 1979
21	Memphis	Sept. 26, 1981
21	Georgia	Dec. 5, 1981
10. 20	three times	

FEWEST FIRST DOWNS BY RUSHING

FD	OPPONENT	DATE
1. 1	13 times; most recently: Wake Forest (OT)	Nov. 7, 2009

RECORDS

OPPONENT RECORDS

MOST FIRST DOWNS BY PASSING

	FD	OPPONENT	DATE
1.	27	Wake Forest	Nov. 21, 1998
2.	26	Wake Forest	Nov. 4, 1995
3.	23	Duke	Nov. 15, 1997
4.	22	at Virginia	Oct. 26, 2013
5.	21	Duke	Oct. 31, 1987
	21	Utah	Dec. 29, 2005
7.	19	Florida State	Sept. 9, 2000
	19	Virginia	Oct. 26, 2002
	19	Georgia	Nov. 29, 2008
	19	Miami (OT)	Sept. 22, 2012

FEWEST FIRST DOWNS BY PASSING

	FD	OPPONENT	DATE
1.	0	Kentucky	Sept. 21, 1957
	0	Georgia	Nov. 29, 1958
	0	Duke	Oct. 14, 1961
	0	Missouri	Dec. 22, 1962
	0	Tennessee	Oct. 9, 1971
	0	Georgia	Nov. 30, 1974
7.	1	18 times	

LARGEST FIRST DOWN MARGIN

	FD	OPPONENT	DATE
1.	28	37-9 Florida State	Oct. 2, 1993
2.	26	34-8 Notre Dame	Nov. 5, 1977
3.	24	32-8 North Carolina	Oct. 2, 1982
4.	22	28-6 North Carolina	Oct. 4, 1980
5.	20	28-8 Florida State	Oct. 18, 1997
6.	18	29-11 Georgia	Nov. 27, 1975
7.	17	five times	

POINTS SCORED

MOST POINTS, GAME

	PTS	OPPONENT	DATE
1.	69	Notre Dame	Nov. 5, 1977
2.	55	Clemson	Nov. 14, 2013
	55	Virginia	Sept. 19, 1992
4.	54	Alabama	Nov. 18, 1950
5.	51	Florida State	Oct. 2, 1993
	51	Georgia	Nov. 30, 2002
	51	Virginia Tech	Sept. 24, 2005
8.	50	North Carolina	Nov. 10, 2012
9.	49	Miami	Nov. 10, 1967
	49	Florida State	Nov. 2, 1996
	49	Middle Tennessee	Sept. 29, 2012
12.	48	Auburn	Oct. 20, 1984
	48	Duke	Oct. 31, 1987
	48	Georgia	Nov. 25, 1994
	48	Georgia (OT)	Nov. 27, 1999
	48	North Carolina	Oct. 18, 2014
17.	47	Clemson	Oct. 6, 2012
	47	Clemson (OT)	Sept. 29, 2001
	47	Georgia	Nov. 30, 1968
20.	46	Duke	Nov. 2, 1968

MOST POINTS, HISTORIC

	PTS	OPPONENT	DATE
1.	94	Auburn	Nov. 17, 1894
2.	73	Clemson	Oct. 17, 1903

FEWEST POINTS, GAME

	PTS	OPPONENT	DATE
1.	0	Most recently: Syracuse	Oct. 19, 2013

MOST POINTS, HALF

	PTS	OPPONENT	DATE
1.	48	2nd Notre Dame	Nov. 5, 1977
2.	41	1st Auburn	Oct. 20, 1984
3.	38	1st Mississippi	Dec. 30, 1971
4.	35	2nd Miami	Nov. 10, 1967
	35	2nd Florida State	Oct. 2, 1993
	35	1st LSU	Dec. 31, 2008
	35	1st Florida State	Oct. 10, 2009
8.	34	1st Purdue	Dec. 25, 1978
	34	1st Georgia	Dec. 5, 1981
	34	1st Georgia	Nov. 30, 2002

MOST POINTS, QUARTER

	PTS	OPPONENT	DATE
1.	31	2nd Auburn	Oct. 20, 1984
2.	28	2nd Mississippi	Dec. 30, 1971
	28	2nd Florida State	Nov. 2, 1996
	28	2nd Clemson	Nov. 13, 1999
	28	2nd LSU	Dec. 31, 2008
6.	27	4th Notre Dame	Nov. 5, 1977
	27	4th Georgia	Nov. 25, 1993
	27	4th Duke	Nov. 15, 1997
9.	25	three times	

MOST POINTS BY AN UNRANKED OPPONENT

	PTS	OPPONENT	DATE
1.	50	North Carolina	Nov. 10, 2012
2.	49	Miami	Nov. 10, 1967
	49	Middle Tennessee	Sept. 29, 2012
4.	48	Duke	Oct. 31, 1987
	48	Georgia	Nov. 25, 1994
	48	North Carolina	Oct. 18, 2014
7.	47	Clemson (OT)	Sept. 29, 2001
8.	46	Duke	Nov. 2, 1968
9.	45	Florida	Sept. 20, 1980
	45	Virginia	Nov. 6, 1999
	45	NC State	Sept. 25, 2010

FEWEST POINTS BY A RANKED OPPONENT

	PTS	OPPONENT	DATE
1.	0	Tulane	Oct. 27, 1956
	0	Florida	Nov. 24, 1956
	0	Kentucky	Sept. 21, 1957
	0	SMU	Sept. 28, 1957
	0	Duke	Nov. 2, 1957
	0	Clemson	Nov. 8, 1958
	0	Michigan State	Sept. 18, 1971
	0	South Carolina	Oct. 15, 1988
9.	3	six times	

MOST POINTS AT GEORGIA TECH

	PTS	OPPONENT	DATE
1.	49	Florida State	Nov. 2, 1996
	49	Middle Tennessee	Sept. 29, 2012
3.	48	Georgia (OT)	Nov. 27, 1999
4.	47	Clemson (OT)	Sept. 29, 2001
5.	45	Florida	Sept. 20, 1980
	45	Alabama	Sept. 11, 1982
	45	NC State	Sept. 25, 2010
8.	44	Georgia	Dec. 5, 1981
9.	43	Georgia	Nov. 25, 1993
10.	42	five times	

MOST POINTS AT OPPONENT

	PTS	OPPONENT	DATE
1.	69	Notre Dame	Nov. 5, 1977
2.	55	Virginia	Sept. 19, 1992
	55	Clemson	Nov. 14, 2013
4.	51	Florida State	Oct. 2, 1993
	51	Georgia	Nov. 30, 2002
	51	Virginia Tech	Sept. 24, 2005
7.	50	North Carolina	Nov. 10, 2012
8.	49	Miami	Nov. 10, 1967
9.	48	four times; most recently: North Carolina	Oct. 18, 2014

FEWEST POINTS AT OPPONENT

	PTS	OPPONENT	DATE
1.	0	Duke	Nov. 3, 1956
	0	Florida	Nov. 24, 1956
	0	Georgia	Dec. 1, 1956
	0	Tulane	Oct. 28, 1961
	0	Florida	Sept. 29, 1962
	0	Tulane	Oct. 25, 1975
	0	Duke	Nov. 2, 1985
	0	North Carolina	Nov. 11, 2006
9.	3	five times	

MOST POINTS IN LOSS

	PTS	OPPONENT	DATE
1.	50	North Carolina	Nov. 10, 2012
2.	48	Georgia (OT)	Nov. 27, 1999
3.	44	Florida State	Oct. 10, 2009
4.	42	Clemson	Nov. 13, 1999
	42	Georgia	Nov. 29, 2008
6.	38	Virginia	Nov. 3, 1990
	38	Duke	Nov. 15, 1997
	38	Virginia	Oct. 17, 1998
9.	35	Wake Forest	Nov. 21, 1998
	35	NC State	Oct. 1, 2011

FEWEST POINTS IN WIN

	PTS	OPPONENT	DATE
1.	3	Auburn	Oct. 19, 1957
2.	6	Tennessee	Nov. 10, 1956
	6	Duke	Oct. 29, 1960
4.	7	Georgia	Nov. 30, 1957
	7	Auburn	Oct. 17, 1959
	7	Georgia	Nov. 26, 1960
	7	LSU	Oct. 5, 1963
	7	Georgia	Nov. 28, 1964
9.	9	five times	

LARGEST LEADS

LARGEST FIRST-QUARTER LEAD

	MARGIN	SCORE	OPPONENT	DATE
1.	21	21-0	Notre Dame	Nov. 15, 1969
	21	21-0	Purdue	Dec. 25, 1978
3.	19	19-0	Miami (OT)	Sept. 22, 2012
4.	17	17-0	Alabama	Nov. 15, 1958
	17	17-0	Georgia	Nov. 30, 1968
	17	17-0	Auburn	Oct. 19, 1974
7.	16	19-3	Duke	Sept. 26, 2015
	16	19-3	Clemson	Oct. 10, 2015
9.	14	16 times		

OPPONENT RECORDS

LARGEST HALFTIME LEAD

	MARGIN	SCORE	OPPONENT	DATE
1.	41	41-0	Auburn	Oct. 20, 1984
2.	34	34-0	Georgia	Dec. 5, 1981
	34	34-0	Georgia	Nov. 30, 2002
4.	32	38-6	vs. Mississippi	Dec. 30, 1971
	32	35-3	vs. LSU	Dec. 31, 2008
6.	31	31-0	Alabama	Sept. 11, 1982
7.	28	28-0	Georgia	Nov. 27, 1975
8.	27	34-7	Purdue	Dec. 25, 1978
9.	25		three times	

TOUCHDOWNS SCORED

MOST TOUCHDOWNS SCORED, GAME

	TD	OPPONENT	DATE
1.	10	Notre Dame	Nov. 5, 1977
2.	7	Miami	Nov. 10, 1967
	7	Duke	Nov. 2, 1968
	7	Virginia	Sept. 19, 1992
	7	Florida State	Oct. 2, 1993
	7	Florida State	Nov. 2, 1996
	7	Clemson (or)	Sept. 29, 2001
	7	Middle Tennessee	Sept. 29, 2012
	7	at North Carolina	Nov. 10, 2012
	7	at Clemson	Nov. 14, 2013

MOST TOUCHDOWNS SCORED, QUARTER

	TD	OPPONENT	DATE
1.	4	2nd vs. Mississippi	Dec. 30, 1971
	4	4th Notre Dame	Nov. 5, 1977
	4	2nd Auburn	Oct. 20, 1984
	4	4th Georgia	Nov. 25, 1993
	4	2nd Florida State	Nov. 2, 1996
	4	4th Duke	Nov. 15, 1997
	4	2nd Clemson	Nov. 13, 1999
	4	4th Virginia	Nov. 10, 2001
	4	2nd vs. LSU	Dec. 31, 2008
10.	3	47 times, most recently	
	1st Duke	Sept. 26, 2015	

MOST TOUCHDOWNS SCORED, HALF

	TD	OPPONENT	DATE
1.	7	2nd Notre Dame	Nov. 5, 1977
2.	5	2nd Miami	Nov. 10, 1967
	5	1st vs. Mississippi	Dec. 30, 1971
	5	1st vs. Purdue	Dec. 25, 1978
	5	1st Auburn	Oct. 20, 1984
	5	2nd Florida State	Oct. 2, 1993
	5	2nd Virginia	Nov. 10, 2001
	5	1st vs. LSU	Dec. 31, 2008
	5	1st Florida State	Oct. 10, 2009
10.	4	40 times, most recently:	
	1st Clemson	Oct. 10, 2015	

MOST NON-OFFENSIVE TOUCHDOWNS

	TD	OPPONENT	DATE
1.	3	IR/IR/BK Virginia Tech	Sept. 24, 2005
2.	2	PR/BP South Carolina	Sept. 11, 1971
	2	IR/PR Rice	Sept. 30, 1972
	2	IR/PR Florida	Sept. 20, 1980
	2	KR/PR Clemson	Sept. 26, 1987
	2	FR/IR Auburn	Oct. 17, 1987
	2	BP/IR Wake Forest	Nov. 21, 1987
	2	IR/IR NC State	Oct. 5, 1991
	2	IR/BP Florida State	Nov. 2, 1996
	2	KR/FR North Carolina	Sept. 26, 1998
	2	IR/KR NC State	Nov. 4, 2006

MOST TWO-POINT CONVERSIONS ATTEMPTED

	2P	OPPONENT	DATE
1.	3	1-3 Alabama	Sept. 8, 1979
	3	0-3 Virginia	Nov. 10, 2001
	3	1-3 Duke	Sept. 26, 2015
4.	2	16 times	

DEFENSE

MOST INTERCEPTIONS

	INT	OPPONENT	DATE
1.	7	Wake Forest	Nov. 21, 1987
2.	6	vs. Fresno State	Dec. 31, 2002
3.	5	Tennessee	Nov. 7, 1964
	5	Rice	Sept. 30, 1972
	5	Duke	Oct. 30, 1976
	5	Virginia Tech	Nov. 1, 2007
7.	4	15 times	

MOST INTERCEPTION RETURN YARDS

	YDS	INT	OPPONENT	DATE
1.	186	4	South Carolina	Sept. 15, 1973
2.	179	4	Notre Dame	Nov. 15, 1969
3.	143	5	Rice	Sept. 30, 1972
4.	119	4	Tennessee	Oct. 10, 1970
5.	109	2	California	Sept. 16, 1978
6.	104	3	NC State	Nov. 6, 2004
7.	95	5	Tennessee	Nov. 7, 1964
8.	94	4	USC	Sept. 22, 1973
9.	86	4	Alabama	Sept. 8, 1979
10.	85	2	Tennessee	Oct. 22, 1983

MOST FOURTH-DOWN CONVERSION ATTEMPTS

	ATT	CNV	OPPONENT	DATE
1.	9	5	Rice	Sept. 24, 1960
2.	7	4	Kentucky	Sept. 19, 1959
3.	6	3	LSU	Oct. 12, 1957
	6	3	Georgia	Nov. 30, 1968
	6	4	NC State	Oct. 10, 1998
6.	5		18 times	

MOST SACKS

	SKS	OPPONENT	DATE
1.	8	Auburn	Oct. 17, 1987
2.	6	Clemson	Sept. 24, 1983
	6	Clemson	Sept. 26, 1987
	6	Virginia	Oct. 15, 1994
	6	Florida State	Sept. 13, 2003
	6	Clemson	Sept. 11, 2004
	6	Virginia	Nov. 20, 2004
8.	5	17 times	

MOST SACK YARDS

	YDS	SKS	OPPONENT	DATE
1.	66	8	Auburn	Oct. 17, 1987
2.	56	6	Clemson	Sept. 11, 2004
3.	55	5	Clemson	Sept. 14, 2002
4.	51	3	Chattanooga	Nov. 9, 1985
5.	48	6	Clemson	Sept. 24, 1983
	48	5	Florida State	Nov. 5, 1994
7.	47	5	Tennessee	Oct. 24, 1987
	47	3	Chattanooga	Sept. 10, 1988
9.	43	6	Florida State	Sept. 13, 2003
10.	42	5	Georgia	Nov. 30, 1996

MOST DEFENSIVE TOUCHDOWNS

	TD	OPPONENT	DATE
1.	2	FR/IR Auburn	Oct. 17, 1987
	2	BP/IR Wake Forest	Nov. 21, 1987
	2	IR/IR NC State	Oct. 5, 1991
	2	IR/IR Virginia Tech	Sept. 24, 2005
	2	FR/IR at NC State	2014

KICKING

MOST FIELD GOALS MADE

	FGM	OPPONENT	DATE
1.	6	Georgia	Nov. 24, 2001
2.	5	Virginia	Nov. 22, 2003
3.	4	Navy	Nov. 15, 1980
	4	Wake Forest	Nov. 21, 1987
	4	Boston College	Nov. 25, 1989
	4	Clemson	Oct. 13, 1990
	4	Western Carolina	Sept. 12, 1992
	4	NC State	Nov. 11, 1995
	4	Wake Forest	Nov. 20, 1999
	4	North Carolina	Nov. 17, 2007

MOST FIELD GOALS ATTEMPTED

	FGA	OPPONENT	DATE
1.	6	Georgia	Nov. 24, 1979
	6	Clemson	Oct. 13, 1990
	6	NC State	Oct. 3, 1992
	6	Georgia	Nov. 24, 2001
5.	5	Georgia	Nov. 30, 1985
	5	Boston College	Nov. 25, 1989
	5	Wake Forest	Nov. 14, 1992
	5	Virginia	Nov. 22, 2003
	5	NC State	Nov. 4, 2006
	5	Clemson	Sept. 29, 2007
	5	North Carolina	Nov. 17, 2007

MOST PATs MADE

	PAT	OPPONENT	DATE
1.	7	Miami	Nov. 10, 1967
	7	Notre Dame	Nov. 5, 1977
	7	Virginia	Sept. 19, 1992
	7	Florida State	Nov. 2, 1996
	7	Middle Tennessee	Sept. 29, 2012
	7	at Clemson	Nov. 14, 2013
7.	6	23 times	

MOST PATs ATTEMPTED

	PAT	OPPONENT	DATE
1.	9	Notre Dame	Nov. 5, 1977
2.	7	Miami	Nov. 10, 1967
	7	Virginia	Sept. 19, 1992
	7	Florida State	Oct. 2, 1993
	7	Florida State	Nov. 2, 1996
	7	Middle Tennessee	Sept. 29, 2012
	7	at Clemson	Nov. 14, 2013
8.	6	26 times	

MOST PATs MISSED

	PAT	OPPONENT	DATE
1.	2	Notre Dame	Nov. 18, 1967
	2	Tulane	Oct. 26, 1968
	2	Duke	Nov. 2, 1968
	2	Duke	Nov. 4, 1972
	2	Navy	Nov. 17, 1973
	2	Navy	Nov. 13, 1976
	2	Notre Dame	Nov. 5, 1977

SPECIAL TEAMS

BLOCKED KICKS / PUNTS

	BLK	OPPONENT	DATE
1.	2	FG/PAT Kentucky	Sept. 21, 1957
	2	P/P Auburn	Oct. 19, 1974
	2	PAT/FG Duke	Nov. 1, 1975
	2	PAT/P Georgia	Nov. 26, 1977
	2	FG/FG Western Carolina	Nov. 4, 1989

OPPONENT RECORDS

TURNOVERS

MOST FUMBLES

FUM	OPPONENT	DATE
1. 9	Clemson	Sept. 28, 1963
2. 8	Furman	Sept. 2, 1995
3. 7	Tennessee	Oct. 9, 1971
7	Tennessee	Oct. 8, 1977
7	vs. Tulsa	Jan. 4, 2004
6. 6	seven times	

MOST FUMBLES LOST

FL	OPPONENT	DATE
1. 6	Furman	Sept. 2, 1995
6	vs. Tulsa	Jan. 4, 2004
6	Pittsburgh	Oct. 25, 2014
4. 5	LSU	Oct. 13, 1956
5	Georgia	Nov. 25, 1967
5	Tennessee	Oct. 12, 1968
5	Tennessee	Oct. 10, 1970
8. 4	15 times	

MOST FUMBLE RETURNS

FR	OPPONENT	DATE
1. 3	Florida State	Oct. 24, 1998
2. 2	Wake Forest	Nov. 21, 1998
2	Maryland (OT)	Oct. 11, 2001
2	Jacksonville State	Sept. 5, 2009
2	at Georgia	Nov. 27, 2010

MOST FUMBLE RETURN YARDS

YDS	FR	OPPONENT	DATE
1. 91	1	Presbyterian	Sept. 8, 2012
2. 81	1	North Carolina	Sept. 26, 1998
3. 49	2	Maryland (OT)	Oct. 11, 2001
49	1	at Georgia	Nov. 24, 2012
5. 46	1	UCF	Oct. 26, 1996
46	1	Miami	Nov. 21, 2015
7. 34	2	Georgia	Nov. 27, 2010
8. 33	1	NC State	Oct. 1, 2011
9. 32	1	Maryland	Oct. 31, 1998
10. 29	1	Georgia	Nov. 25, 2006

MOST TURNOVERS

TO	OPPONENT	DATE
1. 8	Tulane	Oct. 24, 1970
8	VMI	Nov. 10, 1973
8	Virginia	Sept. 20, 1986
4. 7	LSU	Oct. 13, 1956
7	Notre Dame	Nov. 7, 1959
7	Clemson	Sept. 28, 1963
7	Tulane	Oct. 25, 1975
7	Memphis	Sept. 27, 1980
7	Chattanooga	Sept. 22, 1990
7	Wake Forest	Nov. 17, 1990

MOST TOTAL PLAYS WITHOUT A TURNOVER

PL	OPPONENT	DATE
1. 92	Wake Forest	Oct. 5, 2002
2. 85	North Carolina	Oct. 2, 1982
85	Georgia	Nov. 25, 1993
4. 83	Clemson	Sept. 26, 1992
83	North Carolina	Oct. 16, 1993
6. 82	South Carolina	Sept. 23, 1989
82	Georgia	Nov. 30, 2002
8. 81	TCU	Sept. 30, 1967
81	Georgia	Nov. 25, 1971
10. 80	three times	

PENALTIES

MOST PENALTIES

PEN	OPPONENT	DATE
1. 16	BYU	Aug. 28, 2003
2. 15	Florida State	Sept. 9, 2000
3. 14	Clemson	Sept. 24, 1983
14	The Citadel	Sept. 12, 1987
5. 14	Georgia	Nov. 24, 2001
6. 13	Clemson	Sept. 24, 1988
13	Georgia	Nov. 25, 1993
8. 12	Florida State	Oct. 18, 1997
12	Western Carolina	Sept. 10, 2004
10. 11	11 times	

FEWEST PENALTIES

PEN	OPPONENT	DATE
1. 0	Pittsburgh	Dec. 29, 1956
0	Georgia	Nov. 29, 1969
0	Tulane	Oct. 23, 1971
0	Boston College	Nov. 11, 1972
0	Virginia	Oct. 13, 1984
6. 1	25 times	

MOST PENALTY YARDS

YDS	OPPONENT	DATE
1. 134	Georgia	Nov. 24, 2001
2. 132	BYU	Aug. 28, 2003
3. 121	The Citadel	Sept. 12, 1987
4. 117	California	Sept. 16, 1978
5. 114	Florida State	Sept. 9, 2000
6. 113	Georgia	Nov. 29, 2003
7. 112	Georgia	Nov. 25, 1993
8. 111	Clemson	Sept. 24, 1988
9. 109	Clemson	Sept. 24, 1983
10. 108	two times	

FEWEST PENALTY YARDS

YDS	OPPONENT	DATE
1. 0	Pittsburgh	Dec. 29, 1956
0	Georgia	Nov. 29, 1969
0	Tulane	Oct. 23, 1971
0	Boston College	Nov. 11, 1972
0	Virginia	Oct. 13, 1984
6. 3	Virginia	Nov. 6, 1982
7. 5	17 times	

PUNTING

MOST PUNTS

P	OPPONENT	DATE
1. 13	SMU	Sept. 28, 1957
2. 12	Tennessee	Nov. 10, 1956
12	Penn State	Nov. 12, 1966
12	Clemson	Oct. 7, 1967
12	Florida	Sept. 22, 1979
12	Duke	Nov. 10, 2007
7. 11	11 times	

FEWEST PUNTS

P	OPPONENT	DATE
1. 0	Rice	Sept. 24, 1960
0	Mississippi State	Oct. 3, 2009
0	Georgia	Nov. 28, 2009
0	at Clemson	Dec. 5, 2009
5. 1	15 times	

MOST PUNT YARDS

YDS	OPPONENT	DATE
1. 558	SMU	Sept. 28, 1957
2. 483	Florida	Sept. 29, 1972
3. 480	Chattanooga	Sept. 10, 1988
4. 472	Clemson	Oct. 7, 1967
5. 470	Tennessee	Nov. 10, 1956
6. 467	Penn State	Nov. 12, 1966
7. 458	Gardner-Webb	Oct. 11, 2008
8. 450	Duke	Nov. 10, 2007
9. 449	Tennessee	Oct. 11, 1958
10. 447	Maryland	Oct. 9, 2004

FEWEST PUNT YARDS

YDS	P	OPPONENT	DATE
1. 0	0	Rice	Sept. 24, 1960
0	0	Mississippi State	Oct. 3, 2009
0	0	Georgia	Nov. 28, 2009
0	0	Clemson	Dec. 5, 2009
5. 21	1	Duke	Nov. 2, 1968
6. 24	2	vs. Fresno State	Dec. 31, 2007
7. 31	1	Virginia	Sept. 20, 1986
8. 32	1	North Carolina	Oct. 16, 1993
9. 36	1	Notre Dame	Nov. 16, 1968
10. 38	1	North Carolina	Oct. 2, 1982

HIGHEST AVERAGE

AVG	MINIMUM TWO ATTEMPTS	OPPONENT	DATE
1. 60.5		Tennessee	Oct. 27, 1984
2. 56.4		Wake Forest	Nov. 5, 2005
3. 54.8		Pittsburgh	Sept. 18, 1976
4. 54.0		BYU	Oct. 27, 2012
5. 53.7		Auburn	Oct. 16, 1965
6. 52.5		Duke	Oct. 30, 1965
52.5		Duke	Nov. 17, 2012
8. 51.7		North Carolina	Nov. 10, 2012
9. 50.4		Notre Dame	Sept. 2, 2006
10. 50.3		North Carolina (OT)	Oct. 9, 1999

LOWEST AVERAGE

AVG	MINIMUM TWO ATTEMPTS	OPPONENT	DATE
1. 12.0		vs. Fresno State	Dec. 31, 2007
2. 23.0		BYU	Aug. 28, 2003
3. 24.3		Georgia	Nov. 30, 1957
24.3		Alabama	Sept. 15, 1984
5. 24.5		Duke	Oct. 30, 1971
6. 24.6		vs. Iowa State	Dec. 18, 1972
7. 25.0		Baylor	Nov. 6, 1993
25.0		NC State	Oct. 10, 1998
9. 25.2		Tulane	Oct. 28, 1961
10. 25.5		Tulane	Oct. 26, 1957

RETURNS

MOST PUNT RETURNS

PR	OPPONENT	DATE
1. 11	Clemson	Sept. 26, 1987
2. 7	Tennessee	Oct. 10, 1959
7	Miami	Sept. 26, 1970
7	Duke	Nov. 4, 1972
7	Tulane	Oct. 27, 1979
7	North Carolina	Oct. 4, 1980
7	Maryland	Oct. 10, 1992
7	Wake Forest	Nov. 14, 1992
9. 6	17 times	

OPPONENT RECORDS

MOST PUNT RETURN YARDS

YDS	OPPONENT	DATE
1. 227	Clemson	Sept. 26, 1987
2. 143	South Carolina	Sept. 11, 1971
3. 138	Georgia	Dec. 1, 1984
4. 130	Clemson	Oct. 28, 2000
5. 124	Duke	Nov. 4, 1972
6. 118	Georgia	Dec. 2, 1978
7. 104	Auburn	Oct. 16, 1982
8. 96	Clemson	Sept. 14, 2002
9. 95	Navy	Nov. 9, 1968
10. 94	Miami	Sept. 26, 1970

HIGHEST AVERAGE MINIMUM TWO ATTEMPTS

AVG	OPPONENT	DATE
1. 38.5	NC State	Oct. 11, 1997
2. 31.0	Tulane	Oct. 9, 1965
3. 30.0	Pittsburgh	Sept. 21, 1974
30.0	Georgia	Nov. 26, 1966
5. 29.5	Georgia	Dec. 2, 1978
6. 29.0	The Citadel	Sept. 18, 1982
7. 28.6	South Carolina	Sept. 11, 1971
8. 28.5	Tennessee	Oct. 25, 1986
9. 28.0	Auburn	Oct. 20, 1973
10. 27.0	Tulane	Oct. 24, 1981

LOWEST AVERAGE MINIMUM TWO ATTEMPTS

AVG	OPPONENT	DATE
1. -4.5	Navy	Nov. 16, 1974
2. -4.0	Samford	Sept. 8, 2007
3. -3.3	Navy	Sept. 16, 2000
4. -3.0	Virginia	Sept. 22, 2007
-3.0	Presbyterian	Sept. 8, 2012
6. -2.3	Georgia	Nov. 24, 2007
7. -2.0	Virginia	Sept. 21, 2006
8. -1.7	Tennessee	Oct. 13, 1973
9. -1.0	Baylor	Nov. 6, 1993
10. -1.0	Notre Dame	Sept. 1, 2007
-1.0	Pittsburgh	Oct. 17, 2015

MOST KICKOFF RETURNS

KR	OPPONENT	DATE
1. 11	Samford	Sept. 8, 2007
11	North Carolina	Nov. 10, 2012
3. 10	Duke	Oct. 29, 1966
10	The Citadel	Sept. 12, 1987
10	Western Carolina	Sept. 1, 2011
10	Kansas	Sept. 17, 2011
7. 9	NC State	Oct. 11, 1986
9	Duke	Oct. 27, 1990
9	Vanderbilt	Oct. 31, 2009
10. 8	eight times	

MOST KICKOFF RETURN YARDS

YDS	OPPONENT	DATE
1. 267	North Carolina	Nov. 10, 2012
2. 216	Mississippi State	Oct. 3, 2009
3. 210	Duke	Oct. 29, 1966
4. 204	Western Carolina	Sept. 1, 2011
5. 202	Vanderbilt	Oct. 31, 2009
6. 198	North Carolina	Sept. 26, 1998
7. 190	Samford	Sept. 8, 2007
8. 189	Nebraska	Jan. 1, 1991
9. 186	Iowa State	Dec. 18, 1972
186	Georgia	Dec. 1, 1990

HIGHEST AVERAGE MINIMUM TWO ATTEMPTS

AVG	OPPONENT	DATE
1. 71.5	LSU	Oct. 6, 1962
2. 60.0	Clemson	Sept. 27, 1986
3. 53.5	Duke	Sept. 26, 2015
4. 52.3	Maryland	Oct. 7, 2006
5. 48.0	Clemson	Sept. 26, 1987
6. 43.0	Auburn	Oct. 16, 1971
7. 42.5	Clemson	Nov. 12, 1994
8. 42.0	Wake Forest	Nov. 17, 2001
9. 41.5	Virginia	Sept. 16, 1993
10. 40.7	Virginia Tech	Nov. 4, 2010

LOWEST AVERAGE MINIMUM TWO ATTEMPTS

AVG	OPPONENT	DATE
1. 2.5	Georgia	Nov. 26, 1966
2. 3.5	Virginia	Nov. 20, 2004
3. 5.0	Georgia	Nov. 28, 1998
4. 6.2	Clemson	Sept. 25, 1976
5. 6.5	Clemson	Sept. 27, 1975
6. 6.5	Wake Forest	Nov. 16, 1985
7. 6.5	South Carolina	Oct. 19, 1991
8. 6.7	Georgia	Nov. 27, 1975
9. 7.0	Duke	Sept. 26, 1996
10. 7.3	Wake Forest	Nov. 13, 1982

MISCELLANEOUS

LONGEST SCORING DRIVE (PLAYS)

PL	OPPONENT	DATE
1. 19 (FG)	Navy	Nov. 15, 1975
19 (FG)	Alabama	Sept. 12, 1981
19	Memphis	Sept. 26, 1981
19	Virginia	Nov. 3, 1983
5. 18 (FG)	Duke	Nov. 3, 1962
18	Clemson	Sept. 27, 1975
18	North Carolina	Oct. 22, 1988
18 (FG)	Clemson	Sept. 26, 1992
18	Duke	Oct. 21, 2000
18	Clemson (OT)	Sept. 29, 2001

LONGEST SCORING DRIVE (TIME)

TIME	OPPONENT	DATE
1. 9:18	Duke	Oct. 21, 2000
2. 8:50	Memphis	Sept. 26, 1981
3. 8:48 (FG)	Clemson	Sept. 26, 1992
4. 8:31 (FG)	Duke	Nov. 1, 1975
5. 8:22	Clemson	Sept. 27, 1975
6. 8:15 (FG)	Clemson	Oct. 28, 1995
7. 8:05 (FG)	Arizona	Sept. 1, 1994
8. 8:03	North Carolina	Oct. 16, 1993
9. 8:02 (FG)	Virginia	Nov. 20, 2004
10. 7:54 (FG)	North Carolina	Sept. 18, 2010

LONGEST SCORING DRIVE (YARDS)

YDS	OPPONENT	DATE
1. 99	Duke	Oct. 31, 1964
99	Florida State	Oct. 18, 1997
99	Duke	Oct. 21, 2000
4. 98	Georgia	Nov. 30, 1968
98	Auburn	Oct. 17, 1970
98	North Carolina	Sept. 19, 1987
98	Miami	Nov. 20, 2008
98	Virginia	Oct. 9, 2010
9. 97	four times, most recently:	
	Miami	Nov. 21, 2015

SHORTEST SCORING DRIVE (PLAYS)

PL	OPPONENT	DATE
1. 1	76 times, most recently:	
	Clemson	Nov. 14, 2013

SHORTEST SCORING DRIVE (TIME)

TIME	OPPONENT	DATE
1. 0:01	Duke	Sept. 26, 2015
1. 0:03	Georgia	Nov. 28, 1992
0:03	Clemson	Oct. 28, 2000
3. 0:04	Auburn	Oct. 20, 1979
0:04	Duke	Nov. 10, 2007
5. 0:05	Mississippi	Dec. 30, 1971
0:05	Duke	Nov. 1, 1980
0:05	Chattanooga	Sept. 10, 1988
0:05	Florida State	Nov. 5, 1994
0:05	Connecticut	Sept. 17, 2005
0:05	Western Carolina	Sept. 1, 2011
0:05	Florida State	Oct. 24, 2015

SHORTEST SCORING DRIVE (YARDS)

YDS	OPPONENT	DATE
1. -14 (FG)	LSU	Dec. 31, 2008
2. -10 (FG)	UCF	Sept. 2, 2000
3. -8 (FG)	Georgia	Nov. 26, 1966
4. -7 (FG)	Florida	Sept. 20, 1980
5. -5 (FG)	Duke	Nov. 1, 1980
-5 (FG)	Georgia	Dec. 1, 1990
-5 (FG)	Wake Forest	Nov. 14, 1992
8. -4 (FG)	NC State	Oct. 11, 1997
-4 (FG)	Duke	Nov. 10, 2007
10. -2 (FG)	Miami	Nov. 19, 2005

MOST TIME OF POSSESSION

TIME	OPPONENT	DATE
1. 43:22	Alabama	Sept. 8, 1979
2. 41:32	North Carolina	Oct. 8, 1994
3. 40:59	Clemson	Sept. 27, 1986
4. 40:52	Georgia	Nov. 24, 1979
5. 40:25	Arizona	Sept. 1, 1994
6. 40:07	Navy	Nov. 12, 1977
7. 39:51	Georgia	Nov. 25, 1993
8. 39:10	Duke	Oct. 21, 2000
9. 39:06	North Carolina	Oct. 16, 1993
39:06	BYU	Aug. 28, 2003

LOWEST TIME OF POSSESSION

TIME	OPPONENT	DATE
1. 16:15	Boston College	Oct. 20, 2012
2. 17:17	Virginia	Oct. 24, 2009
3. 17:21	South Carolina	Sept. 12, 1970
4. 17:50	Wake Forest	Sept. 14, 1996
5. 17:54	North Carolina	Sept. 26, 2009
6. 19:14	Duke	Nov. 1, 1986
7. 19:22	North Carolina	Sept. 21, 2013
8. 20:04	Georgia	Nov. 24, 2012
9. 20:06	Georgia	Nov. 30, 1974
10. 20:15	Vanderbilt	Oct. 31, 2009

MOST THIRD-DOWN CONVERSIONS

3D	OPPONENT	DATE
1. 15 (of 21)	Virginia	Oct. 5, 1974
2. 14 (of 17)	Notre Dame	Nov. 16, 1968
14 (of 22)	Duke	Oct. 29, 1977
14 (of 21)	Clemson	Sept. 27, 1986
14 (of 20)	NC State	Sept. 9, 1989
14 (of 20)	Arizona	Sept. 1, 1994
13 (of 17)	Alabama	Sept. 11, 1982
13 (of 19)	Clemson	Oct. 6, 2012
9. 12	four times	

OPPONENT RECORDS

HIGHEST CONVERSION PERCENTAGE

PCT	OPPONENT	DATE	
1. .888	8-9 Virginia	Nov. 8, 1997	
2. .824	14-17 Notre Dame	Nov. 16, 1968	
3. .769	10-13 Florida State	Oct. 10, 2009	
4. .765	13-17 Alabama	Sept. 11, 1982	
5. .733	11-15 North Carolina	Oct. 16, 1993	
6. .727	8-11 Fresno State	Dec. 31, 2007	
7. .714	15-21 Virginia	Oct. 5, 1974	
	.714	10-14 Clemson	Sept. 29, 1984
9. .706	12-17 Georgia	Nov. 23, 1995	
10. .700	two times		

FEWEST THIRD-DOWN CONVERSIONS

3D	OPPONENT	DATE
1. 0	(of 12) Chattanooga	Sept. 10, 1988
2. 1	25 times	

LOWEST CONVERSION PERCENTAGE

PCT	OPPONENT	DATE	
1. .000	0-12 Chattanooga	Sept. 10, 1988	
2. .070	1-15 Duke	Oct. 30, 1971	
	.070	1-15 Auburn	Oct. 16, 1982
4. .071	1-14 Notre Dame	Nov. 8, 1980	
	.071	1-14 Vanderbilt	Aug. 31, 2002
	.071	1-14 Western Carolina	Sept. 10, 2004
	.071	1-14 Miami	Nov. 19, 2005
	.077	four times	

MOST THIRD-DOWN ATTEMPTS

ATT	CNV	OPPONENT	DATE
1. 22	8	Miami	Sept. 28, 1968
	22	Duke	Oct. 29, 1977
	22	Georgia	Nov. 24, 1979
	22	7 Wake Forest	Nov. 21, 1987
	22	11 Western Carolina	Sept. 12, 1992
	22	10 Baylor	Nov. 6, 1993
	22	8 Fresno State	Dec. 31, 2002
8. 21	10 times		

MOST FOURTH-DOWN CONVERSIONS

4D	OPPONENT	DATE
1. 5	(of 9) Rice	Sept. 24, 1960
2. 4	(of 5) Alabama	Nov. 12, 1960
	4 (of 5) Duke	Oct. 31, 1964
	4 (of 4) Duke	Oct. 30, 1965
	4 (of 4) Tulane	Oct. 22, 1966
	4 (of 4) Alabama	Sept. 8, 1979
	4 (of 5) Maryland	Oct. 12, 1991
	4 (of 6) NC State	Oct. 10, 1998
	4 (of 4) Mississippi State	Oct. 3, 2009

INDIVIDUAL

RUSHING

MOST ATTEMPTS

ATT	PLAYER	OPPONENT	DATE	
1. 41	Robert Baldwin	Duke	9/24/94	
2. 40	Phil Asack	Duke	11/2/68	
3. 39	Joe Gattuso	Navy	11/12/77	
	39	Vagas Ferguson	Notre Dame	10/6/79
	39	Thomas Jones	Virginia	11/6/99
	39	Morgan Kane	Wake Forest	11/20/99
	39	Verron Haynes	Georgia	11/24/01
8. 38	Steve Jones	Duke	11/4/72	
	38	Eddie Meyers	Navy	11/14/81
10. 37	Rodney Davis	Fresno State	12/31/02	

MOST RUSHING YARDS

YDS	PLAYER	OPPONENT	DATE
1. 255	Vagas Ferguson	Notre Dame	11/18/78
2. 242	Bo Jackson	Auburn	10/19/85
3. 234	Randy Cuthbert	Duke	10/28/89
4. 233	C.J. Spiller	Clemson	12/5/09
5. 225	Herschel Walker	Georgia	12/5/81
6. 224	Morgan Kane	Wake Forest	11/20/99
7. 218	Chris Douglas	Duke	11/8/03
8. 217	Benny Cunningham	Middle Tennessee	9/29/12
9. 216	James Davis	Clemson	10/21/06
10. 213	Thomas Jones	Virginia	11/6/99

MOST RUSHING YARDS / TWO PLAYERS COMBINED

YDS	PLAYERS	OPPONENT	DATE
1. 349	Ealey/King	Georgia	11/28/09
2. 332	Davis/Spiller	Clemson	10/21/06
3. 307	Jackson/Fullwood	Auburn	10/19/85
4. 299	Jones/Wornack	Virginia	10/17/98
5. 296	Spiller/Ellington	Clemson	12/5/09
6. 282	Ferguson/Stone	Notre Dame	11/18/78
7. 281	Cuthbert/Boone	Duke	10/28/89
8. 279	Ferguson/Pallas	Notre Dame	11/18/78
9. 278	Ferguson/Buchanan	Notre Dame	11/18/78
10. 277	Jackson/Washington	Auburn	10/19/85

MOST RUSHING TOUCHDOWNS

TD	PLAYER	OPPONENT	DATE	
1. 5	Benny Cunningham	Middle Tennessee	9/29/12	
2. 4	Herschel Walker	Georgia	12/5/81	
	4	Tiki Barber	Virginia	9/16/95
	4	C.J. Spiller	Clemson	12/5/09
5. 3	23 times, most recently:			
	Shaquille Powell	Duke	9/26/15	

PASSING

MOST ATTEMPTS

ATT	PLAYER	OPPONENT	DATE	
1. 65	Rusty LaRue	Wake Forest	11/4/95	
2. 62	Cory Phillips	Georgia	11/25/00	
3. 61	David Watford	Virginia	10/26/13	
4. 58	Matt Schaub	Virginia	10/26/02	
5. 56	Willie Perkins	Western Carolina	10/12/85	
6. 55	Quincy Carter	Georgia (OT)	11/27/99	
7. 53	Sean Glennon	Virginia Tech	9/30/06	
	53	Daniel Evans	NC State	11/4/06
8. 52	Stephen Morris	Miami (OT)	9/22/12	
9. 51	Scott Milanovich	Maryland	9/28/95	
	51	Danny Kanell	Florida State	10/21/95

MOST COMPLETIONS

CMP	PLAYER	OPPONENT	DATE	
1. 43	David Watford	Virginia	10/26/13	
2. 41	Danny Kanell	Florida State	10/21/95	
	41	Rusty LaRue	Wake Forest	11/4/95
	41	Matt Schaub	Virginia	10/26/02
5. 36	Cory Phillips	Georgia	11/25/00	
6. 32	Scott Milanovich	Maryland	9/28/95	
	32	Bryson Spinner	Virginia	11/10/01
8. 31	Steve Slayden	Duke	10/31/87	
	31	Matt Berry	BYU	8/28/03
	31	Phillip Rivers	NC State	10/4/03
	31	Stephen Morris	Miami (OT)	9/22/12

MOST PASSING TOUCHDOWNS

TD	PLAYER	OPPONENT	DATE	
1. 6	Steve Slayden	Duke	10/31/87	
2. 5	Tony Sacca	Penn State	8/28/91	
	5	Bryson Spinner	Virginia	11/10/01
	5	Christian Ponder	Florida State	10/10/09
5. 4	Mark Maye	North Carolina	9/19/87	
	4	Charlie Ward	Florida State	10/2/93
	4	Scott Milanovich	Maryland	10/22/94
	4	Danny Kanell	Florida State	10/21/95
	4	Aaron Brooks	Virginia	11/8/97
	4	David Green	Duke	11/15/97
	4	Mike Bobo	Georgia	11/29/97
	4	Brett Ratliff	Utah	12/29/05
	4	Sean Renfree	Duke	11/19/11
	4	Tajh Boyd	Clemson	11/14/13

HIGHEST COMPLETION PERCENTAGE (MINIMUM 10 ATTEMPTS)

PCT	PLAYER	OPPONENT	DATE	
1. .900	9-10 Don Altman	Duke	10/29/60	
2. .824	14-17 Aaron Murray	at Georgia	11/24/12	
3. .818	9-11 Steadman Shealy	Alabama	9/8/79	
	.818	27-33 Ben Bennett	Duke	10/29/83
	.818	9-11 James Jackson	Georgia	11/28/87
6. .813	13-16 Mike Bobo	Georgia	11/25/94	
7. .803	41-51 Danny Kanell	Florida State	10/21/95	
8. .800	20-25 Jacory Harris	at Miami	9/17/09	
9. .789	15-19 Tim Esposito	NC State	10/6/84	
	.789	15-19 Aaron Murray	at Georgia	11/27/10

MOST MOST INTERCEPTIONS THROWN

INT	PLAYER	OPPONENT	DATE	
1. 5	Tom Schultze	VMI	11/10/73	
2. 4	Leo Hart	Duke	11/1/69	
	4	Bruce Gadd	Rice	9/30/72
	4	Buddy Gilbert	Tulane	10/25/75
	4	Tim Couch	Chattanooga	11/9/85
	4	Steve Slayden	Duke	11/1/86
	4	Todd Ellis	South Carolina	10/15/88
	4	John Kaleo	Maryland	10/10/92
	4	Brandon Cox	Auburn	9/3/05
4	Dwight Dasher	Middle Tennessee	10/16/10	

MOST YARDS PASSING

YDS	PLAYER	OPPONENT	DATE
1. 501	Rusty LaRue	Wake Forest	11/4/95
2. 443	Chris Weinke	Florida State	9/9/00
3. 436	Stephen Morris	Miami (OT)	9/22/12
4. 435	Matt Ryan	Boston College	9/15/07
5. 415	Mike Bobo	Georgia	11/29/97
6. 413	Cory Phillips	Georgia	11/25/00
7. 407	Matthew Stafford	Georgia	11/29/08
8. 406	Mark Maye	North Carolina	9/19/87
9. 399	Thad Busby	Florida State	10/18/97
10. 397	Tajh Boyd	Clemson	10/6/12

RECEIVING

MOST RECEPTIONS

REC	PLAYER	OPPONENT	DATE	
1. 16	Corey Thomas	Duke	11/15/97	
	16	Travis Latendresse	vs. Utah	12/9/05
3. 13	Mark Milittello	Duke	10/29/83	
	13	Jermaine Lewis	Maryland	9/28/95
	13	Darius Jennings	Virginia	10/26/13
6. 12	Roger Boone	Duke	10/31/87	
	12	Shawn Foreman	West Virginia	12/29/97
	12	Randy McMichael	Georgia	11/25/00
9. 11	seven times			

MOST YARDS RECEIVING

YDS	PLAYER	OPPONENT	DATE	
1. 276	Corey Thomas	Duke	11/15/97	
2. 247	Randy Marriott	North Carolina	9/19/87	
3. 234	Herman Moore	Virginia	11/3/90	
4. 214	Travis Latendresse	vs. Utah	12/29/05	
5. 204	Cormac Carney	Air Force	11/11/78	
6. 189	Jermaine Lewis	Maryland	9/28/95	
7. 184	Phillip Dorsett	Miami (OT)	9/22/12	
8. 180	Mohamed Massaquoi	Georgia	11/29/08	
9. 176	Todd Dixon	Wake Forest	11/17/90	
	176	Martavis Bryant	Clemson	11/14/13

MOST RECEPTIONS, TWO PLAYERS COMBINED

REC	PLAYERS	OPPONENT	DATE	
1. 24	Thomas/Epperson	Duke	11/15/97	
	24	Thomas/Montgomery	Duke	11/15/97
	24	Latendresse/Hernandez	Utah	12/29/05
4. 23	McMichael/Gary	Georgia	11/25/00	
	23	Jennings/Tim Smith	Virginia	10/26/13
6. 20	Thomas/Wilks	Duke	11/15/97	
	20	Deese/Chalmers	Wake Forest	11/21/98
	20	Hill/Buchannon	Samford	9/4/04
	20	Jennings/Shepherd	Virginia	10/26/13
10. 19	two times			

OPPONENT RECORDS

MOST YARDS RECEIVING, TWO PLAYERS COMBINED

YDS	PLAYERS	OPPONENT	DATE
1.	355	Thomas/Montgomery	Duke 11/15/97
2.	342	Thomas/Epperson	Duke 11/15/97
3.	337	Marriott/Lewis	North Carolina 9/19/87
4.	306	Thomas/Hodrick	Duke 11/15/97
5.	297	Nowell/Carmichael	Western Carolina 10/12/85
6.	296	Thomas/Wilks	Duke 11/15/97
7.	291	Thomas/Deorio	Duke 11/15/97
	291	Dorsett/Davon Johnson	Miami (OT) 9/22/12
9.	289	Latendresse/Hernandez	Utah 12/29/05
10.	282	McMichael/Gary	Georgia 11/25/00

MOST RECEIVING TOUCHDOWNS

TD	PLAYER	OPPONENT	DATE
1.	4	Corey Thomas	Duke 11/15/97
	4	Travis Latendresse	Utah 12/29/05
3.	3	Randy Marriott	North Carolina 9/19/87
	3	Clarkston Hines	Duke 10/31/87
	3	Koren Robinson	NC State (OT) 9/21/00
	3	Guilian Gary	Maryland 11/18/00
	3	Mohamed Massaquoi	Georgia 11/29/08
8.	2	52 times, most recently: Tyler Boyd	Pittsburgh 10/17/15

TOTAL OFFENSE

MOST YARDS

YDS	PLAYERS	OPPONENT	DATE
1.	514	Rusty LaRue	Wake Forest 11/4/95
2.	460	Tajh Boyd	Clemson 10/6/12
3.	446	Stephen Morris	Miami (OT) 9/22/12
4.	441	Chris Weinke	Florida State 9/9/00
5.	426	Matt Ryan	Boston College 11/25/07
6.	421	Mike Bobo	Georgia 11/29/97
7.	418	Woodrow Dantzler	Clemson (OT) 9/29/01
8.	412	Steve Slayden	Duke 10/31/87
9.	409	Cory Phillips	Georgia 11/25/00
10.	399	Bryson Spinner	Virginia 11/10/01

MOST TOUCHDOWNS SCORED

TD	PLAYERS	OPPONENT	DATE
1.	5	Benny Cunningham	Middle Tennessee 9/29/12
2.	4	Todd Gurley	Georgia (OT) 11/30/13
	4	Jamaal Williams	BYU 10/27/12
	4	Mike James	Miami (OT) 9/22/12
	4	C.J. Spiller	Clemson 12/5/09
	4	Travis Latendresse	Utah 12/29/05
	4	Corey Thomas	Duke 11/15/97
	4	Tiki Barber	Virginia 9/16/95
	4	Herschel Walker	Georgia 12/5/81
10.	3	32 times, most recently: Mark Walton	Miami 11/21/15

PUNTING

HIGHEST PUNT AVERAGE (MINIMUM TWO ATTEMPTS)

AVG	PLAYERS	OPPONENT	DATE
1.	60.5	Jimmy Colquitt	Tennessee 10/27/84
2.	57.6	Bobby Gordon	Tennessee 11/10/56
3.	56.4	Ryan Plackemeier	Wake Forest 11/5/05
4.	54.8	Larry Swider	Pittsburgh 9/18/76
5.	54.0	Riley Stephenson	BYU 10/27/12
6.	53.7	Tommy Lunceford	Auburn 10/16/65
7.	52.5	Will Monday	Duke 11/17/12
	52.5	Rod Stewart	Duke 10/30/65
9.	52.0	Whit Canole	Tennessee 11/5/60
10.	51.7	Tommy Hibbard	North Carolina 11/10/12

DEFENSE

MOST INTERCEPTIONS

INT	PLAYERS	OPPONENT	DATE
1.	4	A.J. Greene	Wake Forest 11/21/87
2.	3	Artimus Parker	USC 9/22/73
	3	Dre' Bly	North Carolina 9/21/96
	3	Aundray Bruce	Auburn 10/17/87
	3	Jeff Hipp	Georgia 11/24/79
6.	2	44 times	

KICKING

MOST FIELD GOALS

FGM	PLAYERS	OPPONENT	DATE
1.	6	Billy Bennett	Georgia 11/24/01
2.	5	Connor Hughes	Virginia 11/22/03
3.	4	Steve Fehr	Navy 11/15/80
	4	Wilson Hoyle	Wake Forest 11/21/87
	4	Brian Lowe	Boston College 11/25/89
	4	Chris Gardocki	Clemson 10/13/90
	4	Phillip Shirley	Western Carolina 9/12/92
	4	Marc Primanti	NC State 11/11/95
	4	Matthew Burdick	Wake Forest 11/20/99
	4	Connor Barth	North Carolina 11/17/07

MOST FIELD ATTEMPTS

FGA	PLAYERS	OPPONENT	DATE
1.	6	Rex Robinson	Georgia 11/24/79
	6	Chris Gardocki	Clemson 10/13/90
	6	Steve Videtich	NC State 10/3/92
	6	Billy Bennett	Georgia 11/24/01
5.	5	Brian Lowe	Boston College 11/25/89
	5	Mike Green	Wake Forest 11/14/92
	5	Connor Hughes	Virginia 11/22/03
	5	John Deraney	NC State 11/4/06
	5	M. Buchholz	Clemson 9/29/07
	5	Connor Barth	North Carolina 11/17/07

LONGEST PLAYS

LONGEST TOUCHDOWN

YDS	PLAYER	OPPONENT	DATE
100 (jr)	Mel Baxley	South Carolina 9/15/73	
100 (kr)	Tavon Mason	Virginia 11/10/01	
100 (kr)	Josh Wilson	Maryland 10/7/06	
100 (kr)	DeVon Edwards	Duke 9/26/15	
99 (kr)	Bill Mathis	Clemson 10/3/59	
99 (jr)	Preston Anderson	Rice 9/30/72	
99 (fr)	Damian Swann	Georgia 11/29/14	
96 (p)	Howard (Kiel)	Notre Dame 11/7/81	
96 (kr)	Jerod Washington	Virginia 9/19/92	
96 (kr)	Marcus Wall	North Carolina 10/14/95	
95 (kr)	Joe Henderson	Clemson 9/26/87	
95 (kr)	Kory Bailey	North Carolina 9/26/98	
95 (kr)	Darrell Blackman	NC State 11/4/06	

LONGEST RUSH

YDS	PLAYER	OPPONENT	DATE
91 (t)	C.J. Proise	Notre Dame 9/19/15	
83 (t)	Joel Arrington	Duke 10/31/59	
80 (t)	Jay Washington	Clemson 9/29/73	
79 (t)	Barry Word	Virginia 9/21/85	
78 (t)	Glynn Harrison	Georgia 11/27/75	
77	Stanley Morgan	Tennessee 10/9/76	
77 (t)	Deric Hamilton	Clemson 9/14/02	
77 (t)	C.J. Brown	Maryland 10/8/11	
76 (t)	Richard Williams	Memphis 9/27/80	
76 (t)	Bo Jackson	Auburn 10/19/85	
76 (t)	Quinton Lee	Boston College 10/4/97	

LONGEST PASS

YDS	RECEIVER (QB)	OPPONENT	DATE
96 (t)	Howard (Kiel)	Notre Dame 11/7/81	
93 (t)	Marriott (Maye)	North Carolina 9/19/87	
87 (t)	Mitchell (Baker)	North Carolina 9/10/05	
85 (t)	Bresler (Sullivan)	Auburn 10/17/70	
80 (t)	Brantley (Jordan)	Clemson 9/27/75	
80 (t)	Scott (Buck Belue)	Georgia 12/5/81	
80 (t)	Bonner (J.J. Joe)	Baylor 11/7/92	
80 (t)	Royal (Randall)	Virginia Tech 10/28/04	
80 (t)	Clark (Davis)	NC State 10/6/05	
79 (t)	Clark (Penn)	UCF 9/2/00	
79 (t)	Hankerson (Morris)	Miami 11/13/10	

LONGEST PUNT

YDS	PLAYER	OPPONENT	DATE
83	Scott McAlister	North Carolina 10/21/89	
81	Ken Cooper	Georgia 12/1/56	
78	Will Brice	Virginia 10/15/94	
77	Larry Swider	Pittsburgh 9/18/76	
74	Spence Fischer	Duke 9/24/94	
73	Bobby Walden	Georgia 11/28/59	
73	Ricky Brummitt	Duke 9/9/78	
73	Malcolm Simmons	Alabama 9/12/81	
72	Bobby Gordon	Tennessee 11/10/56	
72	Kevin Ferguson	Virginia 10/13/84	
72	Will Monday	Duke 9/14/13	

LONGEST PUNT RETURN

YDS	PLAYER	OPPONENT	DATE
88 (t)	Brian Mance	Clemson 10/8/00	
79 (t)	Michael Lettieri	Navy 11/9/68	
79	Derrick Hamilton	Clemson 9/14/02	
78 (t)	Donnell Woolford	Clemson 9/26/87	
77 (t)	Lou Harris	South Carolina 9/11/71	
75 (t)	Tory Stawarz	Miami 9/26/70	
74 (t)	Bill Simpson	Michigan State 9/23/72	
72 (t)	Scott Woerner	Georgia 12/2/78	
72 (t)	Fred Lane	Georgia 12/1/84	
71 (t)	Ivery Curry	Florida 9/20/80	

LONGEST KICKOFF RETURN

YDS	PLAYER	OPPONENT	DATE
100 (t)	Tavon Mason	Virginia 11/10/01	
100 (t)	Josh Wilson	Maryland 10/7/06	
100 (t)	DeVon Edwards	Duke 9/26/15	
99 (t)	Bill Mathis	Clemson 10/3/59	
98 (t)	Jerry Stovall	LSU 10/6/62	
96 (t)	Jerrod Washington	Virginia 9/19/92	
96 (t)	Marcus Wall	North Carolina 10/14/95	
95 (t)	Joe Henderson	Clemson 9/26/87	
95 (t)	Kory Bailey	North Carolina 9/26/98	
95 (t)	Darell Blackman	NC State 11/4/06	

LONGEST INTERCEPTION RETURN

YDS	PLAYER	OPPONENT	DATE
100 (t)	Mel Baxley	South Carolina 9/15/73	
99 (t)	Preston Anderson	Rice 9/30/72	
82 (t)	Stanford Samuels	Florida State 11/9/02	
79 (t)	Anthony Washington	California 9/16/78	
77 (t)	Randy Neal	Virginia 10/15/94	
70 (t)	Clarence Ellis	Notre Dame 11/15/69	
69 (t)	Doug Archibald	Tennessee 11/7/64	
68 (t)	Doug Brewster	Clemson 9/24/88	
64 (t)	Jesse Campbell	NC State 10/1/88	
64 (t)	Roland Minor	Virginia Tech 10/28/04	

LONGEST FIELD GOAL MADE

YDS	PLAYER	OPPONENT	DATE
60	Fuad Reveiz	Tennessee 10/23/82	
57	Rex Robinson	Georgia 11/29/80	
57	Kevin Butler	Georgia 12/1/84	
57	Michael Badgley	Miami 11/21/15	
56	Chris Blewitt	Pittsburgh 10/17/15	
55	Alan Duncan	Tennessee 10/1/80	
55	Fuad Reveiz	Tennessee 10/26/85	
53	Brian Clark	Florida 9/19/81	
53	Colt David	LSU 12/31/08	
53	Richard Jackson	Clemson 9/10/09	
52	four times, most recently: Will Snyderwine	Duke 11/20/10	

LONGEST FIELD GOAL ATTEMPT

YDS	PLAYER	OPPONENT	DATE
63	Connor Barth	North Carolina 11/17/07	
62	Don Barfield	Clemson 10/1/66	
60	Marvin Roberts	Michigan State 9/23/72	
60#	Fuad Reveiz	Tennessee 10/23/82	
60	Chris Gardocki	Clemson 10/13/90	
58	Pete Rajacki	Georgia 11/28/70	
58	Rex Robinson	Georgia 11/26/77	
57	five times, most recently: # Michael Badgley	Miami 11/21/15	

- made FG

RECORDS

PAUL JOHNSON ERA SUPERLATIVES

MOST POINTS, GAME

70 – vs. Elon, Aug. 31, 2013

FEWEST POINTS, GAME

3 – vs. LSU (Chick-fil-A Bowl), Dec. 31, 2008

MOST POINTS, HALF

52 (1st) – vs. Alabama A&M, Nov. 23, 2013

FEWEST POINTS, HALF

0 – six times, most recently: (1st) vs. Georgia, Nov. 28, 2015

MOST POINTS, QUARTER

30 (3rd) – at North Carolina, Nov. 10, 2012

LARGEST DEFICIT OVERCOME, WIN

16 (12-28) – at Georgia, Nov. 29, 2008

LARGEST FIRST-QUARTER DEFICIT OVERCOME TO WIN

13 (0-13) – vs. North Carolina, Sept. 21, 2013

LARGEST HALFTIME DEFICIT OVERCOME TO WIN

16 (12-28) – at Georgia, Nov. 29, 2008

LARGEST THIRD-QUARTER DEFICIT OVERCOME TO WIN

11 (6-17) – at Wake Forest, Oct. 2, 2010

BIGGEST LEAD BLOWN, LOSS

21 (21-0) – vs. North Carolina, Oct. 3, 2015

BIGGEST FIRST-QUARTER LEAD BLOWN IN A LOSS

17 (17-0) – vs. Georgia, Nov. 30, 2013

BIGGEST HALFTIME LEAD BLOWN IN A LOSS

13 (20-7) – vs. Georgia, Nov. 30, 2013

BIGGEST THIRD-QUARTER LEAD BLOWN IN A LOSS

14 (36-22) – vs. Miami (ot), Sept. 22, 2012

14 (24-10) – vs. Utah (ot), Dec. 31, 2012

LARGEST LEAD BEFORE OPPONENT SCORES

70-0 – vs. Elon, Aug. 31, 2013

LARGEST FIRST-QUARTER LEAD

34 (34-0) – vs. Alcorn State, Sept. 3, 2015

LARGEST HALFTIME LEAD

52 (52-0) – vs. Alabama A&M, Nov. 23, 2013

LARGEST THIRD-QUARTER LEAD

63 (63-0) – vs. Elon, Aug. 31, 2013

LARGEST MARGIN OF VICTORY

70-0 – vs. Elon, Aug. 31, 2013

LARGEST MARGIN OF DEFEAT

35 (3-38) – vs. LSU, Dec. 31, 2008

MOST POINTS VS. RANKED OPPONENT

49 – vs. 8/8 Mississippi State, Dec. 31, 2014

FEWEST POINTS VS. UNRANKED OPPONENT

3 – vs. LSU, Dec. 31, 2008

MOST POINTS, HOME

70 – vs. Elon, Aug. 31, 2013

FEWEST POINTS, HOME

7 – vs. Georgia, Nov. 28, 2015

MOST POINTS, ROAD GAME

68 – at North Carolina, Nov. 10, 2012

FEWEST POINTS, ROAD GAME

7 – at North Carolina, Nov. 8, 2008

7 – at Miami, Oct. 22, 2011

MOST POINTS, BOWL GAME

49 – vs. Mississippi State (Orange), Dec. 31, 2014

FEWEST POINTS, BOWL GAME

3 – vs. LSU (Chick-fil-A), Dec. 31, 2008

MOST POINTS, ACC GAME

68 – at North Carolina, Nov. 10, 2012

FEWEST POINTS, ACC GAME

7 – at North Carolina, Nov. 8, 2008

7 – at Miami, Oct. 22, 2011

MOST POINTS IN A LOSS

43 (43-48) – at North Carolina, Oct. 18, 2014

FEWEST POINTS IN A WIN

10 – vs. Gardner-Webb, Oct. 11, 2008

LARGEST MARGIN OF VICTORY, ACC GAME

56 (56-0) – vs. Syracuse, Oct. 19, 2013

LARGEST MARGIN OF DEFEAT, ACC GAME

25 (10-35) – vs. Miami, Nov. 13, 2010

MOST TOUCHDOWNS SCORED

10 – two times, most recently: vs. Alcorn State, Sept. 3, 2015

FEWEST TOUCHDOWNS SCORED

0 – vs. LSU, Dec. 31, 2008

MOST TOUCHDOWNS SCORED, QUARTER

5 (1st) – vs. Alcorn State, Sept. 3, 2015

MOST TOUCHDOWNS SCORED, HALF

7 – two times, most recently: (1st) vs. Alcorn State, Sept. 3, 2015

MOST RUSHING TOUCHDOWNS SCORED

9 – vs. Alcorn State, Sept. 3, 2015

MOST PASSING TOUCHDOWNS SCORED

4 – at Duke, Sept. 14, 2013

4 – vs. Georgia Southern, Sept. 13, 2014

MOST FIELD GOALS MADE

4 – vs. Clemson, Dec. 5, 2009

MOST FIELD GOALS ATTEMPTED

5 – vs. Utah (ot), Dec. 31, 2012

TWO-POINT CONVERSIONS ATTEMPTED

3 – at Georgia, Nov. 29, 2008

TWO-POINT CONVERSIONS CONVERTED

2 – at Georgia, Nov. 29, 2008

PAUL JOHNSON ERA SUPERLATIVES

SAFETIES SCORED

1 – two times, most recently: vs. Tulane, Sept. 12, 2015

SAFETIES ALLOWED

1 – five times, most recently: at Clemson, Oct. 10, 2015

PUNT RETURNS FOR TOUCHDOWN

1 (68) – vs. Jacksonville State, Sept. 5, 2009

1 (85) – vs. Clemson, Sept. 10, 2009

FUMBLE RETURNS FOR TOUCHDOWN

1 (40) – at Mississippi State, Oct. 3, 2009

1 (18) – vs. Alabama A&M, Nov. 23, 2013

1 (43) – at NC State, Nov. 8, 2014

1 (0) – at Clemson, Oct. 10, 2015

MOST FIRST DOWNS

32 – at Georgia, Nov. 27, 2010

FEWEST FIRST DOWNS

9 – vs. Gardner-Webb, Oct. 11, 2008

9 – vs. Iowa, Jan. 5, 2010

BIGGEST FIRST-DOWN MARGIN

16 (24-8) – vs. North Carolina, Sept. 26, 2009

16 (26-10) – vs. Syracuse, Oct. 19, 2013

MOST YARDS OF TOTAL OFFENSE

768 – vs. Kansas, Sept. 17, 2011

FEWEST YARDS OF TOTAL OFFENSE

155 – vs. Iowa, Jan. 5, 2010

MOST YARDS OF TOTAL OFFENSE, HALF

431 (2nd) – vs. Kansas, Sept. 17, 2011

FEWEST YARDS OF TOTAL OFFENSE, HALF

29 (2nd) – vs. Gardner-Webb, Oct. 11, 2008

MOST PLAYS

92 – at Georgia, Nov. 27, 2010

FEWEST PLAYS

47 – vs. BYU, Oct. 27, 2012

HIGHEST AVERAGE PER PLAY

13.5 (768/50) – vs. Kansas, Sept. 17, 2011

LOWEST AVERAGE PER PLAY

3.1 (155/50) – vs. Iowa, Jan. 5, 2010

MOST YARDS RUSHING

604 – vs. Kansas, Sept. 17, 2011

FEWEST YARDS RUSHING

71 – at Clemson, Oct. 10, 2015

MOST RUSHING ATTEMPTS

77 – at Georgia, Nov. 27, 2010

FEWEST RUSHING ATTEMPTS

33 – at Virginia, Oct. 31, 2015

HIGHEST AVERAGE PER RUSH

12.1 (604/50) – vs. Kansas, Sept. 17, 2011

LOWEST AVERAGE PER RUSH

1.7 (79/48) – vs. Gardner-Webb, Oct. 11, 2008

MOST PASS COMPLETIONS

18 – vs. Middle Tennessee, Sept. 29, 2012

FEWEST PASS COMPLETIONS

1 – at Georgia, Nov. 29, 2008

1 – vs. Virginia Tech, Oct. 17, 2009

MOST PASS ATTEMPTS

31 – at Virginia, Oct. 31, 2015

FEWEST PASS ATTEMPTS

4 – at North Carolina, Sept. 18, 2010

4 – at Maryland, Nov. 3, 2012

MOST PASSES INTERCEPTED

2 – 13 times, most recently: vs. Georgia, Nov. 28, 2015

MOST YARDS PASSING

365 – vs. Western Carolina, Sept. 1, 2011

FEWEST YARDS PASSING

12 – vs. Iowa, Jan. 5, 2010

12 – vs. South Carolina State, Sept. 4, 2010

HIGHEST PASS COMPLETION PERCENTAGE

.875 (7-8) – at NC State, Nov. 8, 2014

LOWEST PASS COMPLETION PERCENTAGE

.143 (1-7) – vs. Virginia Tech, Oct. 17, 2009

HIGHEST AVERAGE PER ATTEMPT

23.4 – vs. Kansas, Sept. 17, 2011

LOWEST AVERAGE PER ATTEMPT

1.3 – vs. Iowa, Jan. 5, 2010

HIGHEST AVERAGE PER COMPLETION

51.0 (1) – vs. Virginia Tech, Oct. 17, 2009

LOWEST AVERAGE PER COMPLETION

6.0 – vs. South Carolina State, Sept. 4, 2010

6.0 – vs. Iowa, Jan. 5, 2010

MOST FUMBLES

9 – vs. Miami, Nov. 21, 2015

MOST FUMBLES LOST

3 – nine times, most recently; vs. Virginia Tech, Nov. 12, 2015

MOST TURNOVERS

5 – at Virginia, Oct. 26, 2013

FEWEST TURNOVERS

0 – 14 times, most recently; vs. Miami, Oct. 4, 2014

MOST TOTAL PLAYS WITHOUT TURNOVER

91 – vs. Boston College, Oct. 20, 2012

MOST PENALTIES

10 – at BYU, Oct. 12, 2013

FEWEST PENALTIES

0 – two times, most recently; Alcorn State, Sept. 3, 2015

MOST PENALTY YARDS

97 – at Virginia, Oct. 26, 2013

PAUL JOHNSON ERA SUPERLATIVES

FEWEST PENALTY YARDS

0 – two times, most recently: vs. Alcorn State Sept. 3, 2015

MOST PUNTS

8 – at Clemson, Oct. 10, 2015

FEWEST PUNTS

0 – four times

HIGHEST AVERAGE PUNTING YARDS (MINIMUM 2 ATTEMPTS)

52.5 (2) – at Duke, Sept. 14, 2013

LOWEST AVERAGE PUNTING YARDS (MINIMUM 2 ATTEMPTS)

24.5 (2) – vs. Alabama A&M, Nov. 23, 2013

MOST PUNT RETURNS

6 – vs. Syracuse, Oct. 19, 2013

6 – vs. Gardner-Webb, Oct. 11, 2008

MOST PUNT RETURN YARDS

87 (3) – vs. Jacksonville State, Sept. 5, 2009

HIGHEST PUNT RETURN AVERAGE (MINIMUM 2 RETURNS)

42.0 (2) – vs. Miami (ot), Sept. 22, 2012

LOWEST PUNT RETURN AVERAGE (MINIMUM 2 RETURNS)

4.0 (2) – vs. Air Force (Indep. Bowl), Dec. 27, 2010

MOST KICKOFF RETURNS

9 – at Clemson, Nov. 14, 2013

FEWEST KICKOFF RETURNS

0 – three times

MOST KICKOFF RETURN YARDS

230 (7) – at North Carolina, Nov. 10, 2012

FEWEST KICKOFF RETURN YARDS

0 (0) – three times

HIGHEST KICK RETURN AVERAGE (MINIMUM 2 RETURNS)

46.3 – at Duke, Nov. 14, 2009

LOWEST KICK RETURN AVERAGE (MINIMUM 2 RETURNS)

3.5 (2) – vs. Jacksonville State, Aug. 28, 2008

MOST INTERCEPTIONS (BY GEORGIA TECH)

4 – at Clemson, Oct. 18, 2008

4 – vs. Middle Tennessee, Oct. 16, 2010

MOST INTERCEPTION RETURN YARDS

173 (3) – vs. Elon, Aug. 31, 2013

MOST THIRD-DOWN CONVERSIONS

13 (of 20) – three times

HIGHEST PERCENTAGE OF THIRD-DOWN CONVERSIONS

.889 (8-9) – vs. Elon, Aug. 31, 2013

FEWEST THIRD-DOWN CONVERSIONS

0 (of 10) – vs. BYU, Oct. 27, 2012

LOWEST PERCENTAGE OF THIRD-DOWN CONVERSIONS

.000 (0 of 10) – vs. BYU, Oct. 27, 2012

MOST THIRD-DOWN ATTEMPTS

20 – four times

MOST FOURTH-DOWN CONVERSIONS

4 – three times

MOST FOURTH-DOWN CONVERSION ATTEMPTS

7 (3) – at Georgia, Nov. 24, 2012

MOST TIME OF POSSESSION

43:45 – vs. Boston College, Oct. 20, 2012

LOWEST TIME OF POSSESSION

21:01 – vs. BYU, Oct. 27, 2012

MOST TACKLES FOR LOSS (BY GEORGIA TECH)

14 – vs. Gardner-Webb, Oct. 11, 2008

MOST PASSES BROKEN-UP (BY GEORGIA TECH)

8 – vs. USC (Sun Bowl), Dec. 31, 2012

MOST SACKS (BY GEORGIA TECH)

7 – vs. North Carolina, Sept. 24, 2011

MOST SACK YARDS (BY GEORGIA TECH)

49 (6) – vs. Gardner-Webb, Oct. 11, 2008

MOST PLAYERS TO SCORE TOUCHDOWN

9 – two times, most recently: vs. Tulane, Sept. 12, 2015

MOST PLAYERS TO RUSH FOR TOUCHDOWN

6 – six times, most recently: vs. Tulane, Sept. 12, 2015

MOST PLAYERS TO CATCH TOUCHDOWN PASS

4 – vs. Georgia Southern, Sept. 13, 2014

LONGEST SCORING DRIVE (PLAYS)

20 (fg) – at North Carolina, Sept. 18, 2010

20 – at Miami, Oct. 22, 2011

LONGEST SCORING DRIVE (TIME)

10:47 – at Virginia, Oct. 24, 2009

LONGEST SCORING DRIVE (YARDS)

99 – vs. Elon, Aug. 31, 2013

SHORTEST SCORING DRIVE (PLAYS)

1 – 30 times, most recently: Sept. 12, 2015

SHORTEST SCORING DRIVE (TIME)

0:03 – at Duke, Nov. 14, 2009

SHORTEST SCORING DRIVE (YARDS)

1 (fg) – at NC State, Oct. 1, 2011

1 (td) – vs. USC (Sun Bowl), Dec. 31, 2012

1 (td) – at Tulane, Sept. 6, 2014

LAST TIME IT HAPPENED

TEAM

Scored 50 Points
Scored 50 Points, ACC Game
Scored 35 Points, Half
Scored 28 Points, Quarter
Scored 0 Points
Scored 0 Points, Half
Overcame 10-Point Deficit, Win
Overcame 10-Point Halftime Deficit, Win
40-Point Margin of Victory
30-Point Margin of Victory
Scored 30 Points, Loss
Scored fewer than 10 Points, Win
7 Touchdowns
0 Touchdowns
5 Rushing Touchdowns
4 Passing Touchdowns
Interception Return for Touchdown

Fumble Return for Touchdown
Punt Return for Touchdown
Blocked Punt Return for Touchdown

Kickoff Return for Touchdown
2 Non-Offensive Touchdowns
4 Field Goals Made
3 Field Goals Missed
5 Field Goals Attempted
50-yard Field Goal Made
Missed PAT
Missed more than 1 PAT
Made 2-Point Conversion
Failed 2-Point Conversion
Two 2-Point Conversions Attempted
Defensive Extra Point Scored

Recorded Safety

Blocked Field Goal

Blocked PAT
Blocked Punt

Blocked 2 Kicks/Punts
30 First Downs
10 (or fewer) First Downs
500 Yards Total Offense
600 Yards Total Offense
Less than 200 Yards Total Offense
Less than 100 Yards Total Offense
300 Yards Total Offense, Half
Less than 50 Yards Total Offense, Half
90 Offensive Plays
50 (or fewer) Offensive Plays
300 Yards Rushing
400 Yards Rushing
50 Yards (or less) Rushing
0 Yards (or less) Rushing
60 Rushing Attempts
30 (or fewer) Rushing Attempts
25 Pass Completions
5 (or fewer) Pass Completions
40 Pass Attempts
10 (or fewer) Pass Attempts
Threw 3 Interceptions
300 Yards Passing
400 Yards Passing
100 (or less) Yards Passing

GEORGIA TECH

Sept. 12, 2015 vs. Tulane (65)
 Nov. 8, 2014 at NC State (56)
 Sept. 12, 2015 vs. Tulane (37/2nd)
 Sept. 3, 2015 vs. Alcorn State (34/1st)
 Oct. 18, 1997 at Florida State
 Nov. 28, 2015 vs. Georgia (1st)
 Oct. 24, 2015 vs. Florida State (3-13)
 Nov. 29, 2008 at Georgia (12-28)
 Sept. 12, 2015 vs. Tulane (65-10)
 Sept. 12, 2015 vs. Tulane (65-10)
 Oct. 3, 2015 vs. North Carolina (31)
 Nov. 11, 2006 at North Carolina (7-0)
 Sept. 12, 2015 vs. Tulane (9)
 Dec. 31, 2008 vs. LSU
 Sept. 12, 2015 vs. Tulane (6)
 Sept. 13, 2014 vs. Georgia Southern (4)
 Nov. 12, 2015 vs. Virginia Tech
 Brant Mitchell (32 yards) (Michael Brewer pass)
 Oct. 10, 2015 at Clemson; Adam Gotsis (0 yards)
 Sept. 10, 2009 vs. Clemson; Jerrard Tarrant (85 yards)
 Sept. 27, 1997 vs. Clemson
 Block by Ajenavi Eziemefe, Djay Jones recovered for TD
 Nov. 10, 2012 at North Carolina; Jamal Golden (100 yards)
 Nov. 8, 2014 at NC State (INT return, fumble return)
 Dec. 5, 2009 vs. Clemson (4)
 Oct. 20, 2012 vs. Boston College (3)
 Dec. 31, 2011 vs. Utah (5)
 Oct. 24, 2015 vs. Florida State (Harrison Butker, 53)
 Sept. 3, 2015 vs. Alcorn State
 Nov. 3, 2012 at Maryland (2)
 Sept. 19, 2015 at Notre Dame (Clinton Lynch rush)
 Nov. 15, 2014 vs. Clemson (rush failed)
 Nov. 29, 2008 at Georgia (3/2 made, 1 failed)
 Oct. 28, 1989 at Duke
 Ken Swilling 99-yard INT return (Steve Prince pass)
 Sept. 12, 2015 vs. Tulane
 Tulane recovered poor snap on punt attempt in end zone
 Oct. 24, 2015 vs. Florida State
 Patrick Gamble blocked Roberto Aguayo's attempt
 Nov. 8, 2014 at NC State (Adam Gotsis)
 Oct. 3, 2015 vs. North Carolina
 Chris Milton blocked punt of Hunter Lent
 Dec. 30, 2013 vs. Ole Miss (field goal/PAT)
 Nov. 29, 2014 at Georgia (32)
 Jan. 5, 2010 vs. Iowa (9)
 Sept. 12, 2015 vs. Tulane (571)
 Oct. 25, 2014 at Pittsburgh (612)
 Oct. 27, 2012 vs. BYU (157)
 Nov. 18, 1961 at Alabama (96)
 Oct. 17, 2015 vs. Pittsburgh (337/1st)
 Jan. 5, 2010 vs. Iowa (32/1st)
 Oct. 20, 2012 vs. Boston College (91)
 Oct. 27, 2012 vs. BYU (47)
 Nov. 21, 2015 at Miami (314)
 Sept. 12, 2015 vs. Tulane (439)
 Nov. 27, 2004 at Georgia (24)
 1968 (two times – vs. Notre Dame and Navy)
 Sept. 26, 2015 vs. Duke (60)
 Nov. 1, 2007 vs. Virginia Tech (26)
 Sept. 10, 2005 vs. North Carolina (25)
 Nov. 21, 2015 at Miami (4)
 Sept. 22, 2007 at Virginia (40)
 Nov. 21, 2015 at Miami (9)
 Nov. 1, 2007 vs. Virginia Tech (5)
 Sept. 1, 2011 vs. Western Carolina (365)
 Nov. 10, 2001 at Virginia (486)
 Nov. 28, 2015 vs. Georgia (82)

OPPONENT

Nov. 14, 2013 by Clemson (55)
 Nov. 14, 2013 by Clemson (55)
 Oct. 10, 2009 by Florida State (35/1st)
 Dec. 31, 2008 by LSU (28/2nd) (Chick-fil-A Bowl)
 Oct. 19, 2013 by Syracuse
 Oct. 24, 2015 by Florida State (2nd)
 Nov. 12, 2015 vs. Virginia Tech (0-14)
 Nov. 30, 2013 by Georgia (20T) (7-20)
 Sept. 24, 2005 by Virginia (7-51)
 Nov. 24, 2012 by Georgia (42-10)
 Dec. 31, 2014 by Mississippi State (34)
 Dec. 2, 2006 by Wake Forest (9-6)
 Oct. 18, 2014 by North Carolina (7)
 Nov. 15, 2014 by Clemson
 Sept. 29, 2012 by Middle Tennessee (5)
 Oct. 18, 2014 by North Carolina (4)
 Oct. 12, 2013 by BYU
 Alani Fua (51 yards) (Vad Lee pass)
 Nov. 21, 2015 by Miami; Jermaine Grace (0 yards)
 Sept. 25, 2010 by NC State (Williams blocked punt return)
 Sept. 25, 2010 by NC State
 Asa Watson blocked and recovered for a touchdown
 Sept. 26, 2015 by Duke; DeVon Edwards (100 yards)
 Nov. 4, 2006 by NC State (INT return, KO return)
 Nov. 17, 2007 by North Carolina (4)
 Sept. 29, 2007 by Clemson (4)
 Nov. 17, 2007 by North Carolina (5)
 Nov. 21, 2015 by Miami (Michael Badgley, 57)
 Nov. 12, 2015 by Virginia Tech
 Nov. 5, 1977 by Notre Dame (2)
 Sept. 26, 2015 by Duke (Sirk to McCaffrey pass)
 Sept. 26, 2015 by Duke (Will Monday rush failed, twice)
 Sept. 26, 2015 by Duke (1-3)
 None recorded
 Oct. 10, 2015 by Clemson
 Blocked punt recovered in end zone
 Oct. 17, 2015 by Pittsburgh
 Shakir Soto blocked Harrison Butker's attempt
 Nov. 29, 2014 at Georgia (OT)
 Oct. 10, 2015 by Clemson
 Jadar Johnson blocked punt of Ryan Rodwell
 Nov. 4, 1989 by Western Carolina (2 FGAs)
 Dec. 31, 2014 by Mississippi State (33)
 Nov. 15, 2014 by Clemson (10)
 Oct. 10, 2015 by Clemson (537)
 Dec. 31, 2014 by Mississippi State (605)
 Oct. 24, 2009 by Virginia (198)
 Oct. 9, 2004 by Maryland (82)
 Oct. 10, 2015 by Clemson (318/1st)
 Oct. 4, 2008 by Duke (49/1st)
 Oct. 26, 2013 by Virginia (93)
 Oct. 4, 2014 by Miami (44)
 Nov. 28, 2009 by Georgia (339)
 Nov. 27, 1975 by Georgia (431)
 Nov. 1, 2014 by Virginia (22)
 Nov. 2, 2013 by Pittsburgh (-5)
 Oct. 5, 2002 by Wake Forest (60)
 Nov. 21, 2015 by Miami (28)
 Dec. 31, 2014 by Mississippi State (33)
 Oct. 1, 1994 by NC State (3)
 Dec. 31, 2014 by Mississippi State (51)
 Nov. 30, 1985 by Georgia (10)
 Nov. 15, 2014 by Clemson (3)
 Nov. 21, 2015 by Miami (300)
 Dec. 31, 2014 by Mississippi State (453)
 Sept. 8, 2012 by Presbyterian (98)

RECORDS

LAST TIME IT HAPPENED

TEAM

Completed 70 Percent of Pass Attempts

5 Fumbles

4 Fumbles Lost

5 Turnovers

0 Turnovers

10 Penalties

2 (or fewer) Penalties

100 Penalty Yards

10 (or fewer) Penalty Yards

10 Punts

0 Punts

10 Third-Down Conversions

2 Fourth-Down Conversions

4 Fourth-Down Attempts

37:00 Time of Possession

15 Tackles for Loss

10 Sacks

5 Players to Score TD

4 Players to Rush for TD

3 Players to Catch TD Pass

2 Players to Throw TD Pass

15-Play Touchdown Drive

8-Minute Touchdown Drive

90-Yard Touchdown Drive

1-Play Touchdown Drive

Won an Overtime Game

Game Won on Final Play

GEORGIA TECH

Sept. 12, 2015 vs. Tulane (.800, 8-of-10)

Nov. 21, 2015 at Miami (9)

Nov. 17, 2007 vs. North Carolina (4)

Oct. 26, 2013 at Virginia (5)

Oct. 4, 2014 vs. Miami

Oct. 12, 2013 at BYU (10)

Nov. 28, 2015 vs. Georgia (2)

Oct. 20, 2007 vs. Army (110)

Nov. 21, 2015 vs. Miami (5)

Sept. 29, 2007 vs. Clemson (10)

Nov. 8, 2014 at NC State

Sept. 6, 2014 at Tulane (10)

Oct. 3, 2015 vs. North Carolina (3)

Oct. 3, 2015 vs. North Carolina (5)

Oct. 3, 2015 vs. North Carolina (38:45)

Sept. 1, 2007 at Notre Dame (19)

Oct. 9, 1993 vs. Maryland (11)

Sept. 12, 2015 vs. Tulane (8)

Sept. 12, 2015 vs. Tulane (6)

Sept. 12, 2015 vs. Tulane (3)

Sept. 12, 2015 vs. Tulane (2)

Sept. 14, 2013 at Duke (15)

Sept. 26, 2013 vs. Virginia Tech (8:12)

Oct. 31, 2015 at Virginia (95)

Oct. 25, 2014 at Pittsburgh (Matthew Jordan 65-yard rush)

Nov. 29, 2014 at Georgia (OT) (30-24)

Oct. 24, 2015 vs. Florida State (Lance Austin 78-yard missed FG return)

OPPONENT

Nov. 28, 2015 by Georgia (.720, 18-of-25)

Oct. 25, 2014 by Pittsburgh (7)

Oct. 25, 2014 by Pittsburgh (6)

Oct. 25, 2014 by Pittsburgh (6)

Nov. 28, 2015 by Georgia

Sept. 3, 2015 by Alcorn State (10)

Nov. 29, 2014 by Georgia (2)

Oct. 28, 2004 by Virginia Tech (108)

Nov. 2, 2013 by Pittsburgh (10)

Oct. 11, 2008 by Gardner-Webb (10)

Dec. 5, 2009 by Clemson

Oct. 10, 2015 by Clemson (10)

Oct. 17, 2015 by Pittsburgh (2)

Dec. 31, 2014 by Mississippi State (1-of-4)

Oct. 27, 2012 by BYU (38:59)

N/A

N/A

Oct. 18, 2014 at North Carolina (6)

Nov. 10, 2012 by North Carolina (4)

Oct. 18, 2014 at North Carolina (3)

Oct. 1, 2011 by NC State (2)

Sept. 12, 2015 by Tulane (16)

Oct. 31, 2015 by Virginia (8:08)

Nov. 21, 2015 by Miami (97)

Oct. 24, 2015 by Florida State (Dalvin Cook 2-yard rush)

Nov. 30, 2013 by Georgia (20T) (41-34)

Sept. 22, 2012 by Miami (OT) (Mike James 25-yard rush)

BOTH TEAMS COMBINED

90 Points

20 (or fewer) Points

10 (or fewer) Points

50 Points in a Half

0 Points in a Half

30 Points in a Quarter

10 Touchdowns

0 Touchdowns

5 Touchdowns in a Quarter

8 Touchdowns in a Half

6 Field Goals

4 Field Goals Missed

8 Field Goals Attempted

50 First Downs

25 (or fewer) First Downs

1,000 Yards Total Offense

500 Yards (or fewer) Total Offense

160 Offensive Plays

120 (or fewer) Offensive Plays

600 Yards Rushing

150 (or fewer) Yards Rushing

Oct. 18, 2014 at North Carolina (91, 43-48)

Nov. 28, 2015 vs. Georgia (20) (13-7)

Nov. 11, 2006 at North Carolina (7) (7-0)

Nov. 23, 2013 vs. Alabama A&M (52/1st)

Nov. 11, 2006 at North Carolina (2nd)

Sept. 3, 2015 vs. Alcorn State (34/1st)

Sept. 12, 2015 vs. Tulane (10)

Dec. 2, 2006 vs. Wake Forest

Sept. 3, 2015 vs. Alcorn State (5/1st)

Nov. 10, 2012 at North Carolina (8/1st, 8/2nd)

Oct. 24, 2015 vs. Florida State (6)

Oct. 20, 2012 vs. Boston College (4)

Nov. 17, 2007 vs. North Carolina (8)

Dec. 31, 2014 vs. Mississippi State (59)

Oct. 18, 2008 at Clemson (24) (12-12)

Dec. 31, 2014 vs. Mississippi State (1,182)

Oct. 22, 2011 at Miami (473)

Oct. 26, 2002 vs. Virginia (165)

Nov. 28, 2015 vs. Georgia (118)

Sept. 3, 2015 vs. Alcorn State (642)

Nov. 19, 2005 at Miami (150)

100 Rushing Attempts

60 (or fewer) Rushing Attempts

700 Yards Passing

150 (or fewer) Yards Passing

50 Pass Completions

20 (or fewer) Completions

90 Pass Attempts

30 (or fewer) Pass Attempts

5 Passes Intercepted

10 Fumbles

5 Fumbles Lost

10 Turnovers

0 Turnovers

20 Penalties

5 (or fewer) Penalties

200 Penalty Yards

25 (or fewer) Penalty Yards

15 Punts

0 Punts

10 Sacks

Nov. 29, 2014 at Georgia (109)

Sept. 9, 2006 vs. Samford (51)

Nov. 10, 2001 at Virginia (813)

Nov. 3, 2012 at Maryland (146)

Sept. 15, 2007 vs. Boston College (50)

Nov. 21, 2015 at Miami (20)

Oct. 26, 2002 vs. Virginia (101)

Aug. 30, 2014 vs. Wofford (30)

Nov. 1, 2007 vs. Virginia Tech (5)

Nov. 21, 2015 at Miami (11)

Oct. 25, 2014 at Pittsburgh (7)

Nov. 17, 1990 at Wake Forest (10)

Aug. 30, 2014 vs. Wofford

Sept. 10, 2004 vs. Western Carolina (21)

Sept. 26, 2015 at Duke (5)

Sept. 9, 2000 vs. Florida State (254)

Oct. 22, 2011 at Miami (15)

Oct. 11, 2008 vs. Gardner-Webb (17)

Dec. 5, 2009 vs. Clemson

Nov. 10, 2007 at Duke (10)

LAST TIME IT HAPPENED

INDIVIDUAL

30 Rushing Attempts
150 Yards Rushing
200 Yards Rushing
50 Pass Attempts
40 Pass Attempts
25 Pass Completions
Threw 3 Interceptions
400 Yards Passing
300 Yards Passing
Rushed and Passed for 100 Yards
Rushed and Received for 100 Yards
400 Yards Total Offense
300 Yards Total Offense
10 Receptions
200 Yards Receiving
100 Yards Receiving
4 Touchdowns
3 Touchdowns Rushing
3 Touchdowns Receiving
4 Touchdowns Passing
Rushing and Receiving Touchdowns
Rushing and Passing Touchdowns
Passing and Receiving Touchdowns
4 Field Goals
3 Field Goals
5 Field Goal Attempts
Made a 50-yard Field Goal
Attempted a 60-yard Field Goal
10 Punts
70-yard Punt
60-yard Punt
100 Punt Return Yards
70-yard Punt Return
90-yard Kickoff Return
70-yard Interception Return
15 Tackles
3.0 Sacks
2 Interceptions
2 Fumble Recoveries
2 Forced Fumbles

GEORGIA TECH

Oct. 8, 2011 vs. Maryland, Tevin Washington (32)
 Oct. 17, 2015 vs. Pittsburgh, Marcus Marshall (159)
 Nov. 29, 2008 at Georgia, Roddy Jones (214)
 Oct. 6, 2005 vs. NC State, Reggie Ball (53)
 Sept. 22, 2007 at Virginia, Taylor Bennett (40)
 Nov. 8, 2003 vs. Duke, Reggie Ball (27)
 Nov. 1, 2007 vs. Virginia Tech, Taylor Bennett (4)
 Nov. 10, 2001 at Virginia, George Godsey (486)
 Oct. 6, 2007 vs. Maryland, Taylor Bennett (309)
 Dec. 31, 2014 vs. Mississippi State, Justin Thomas (121/125)
 Nov. 14, 2013 at Clemson, Robert Godhigh (126/203)
 Nov. 10, 2001 vs. Virginia, George Godsey (477)
 Aug. 30, 2014 vs. Wofford, Justin Thomas (353)
 Oct. 7, 2006 vs. Maryland, Calvin Johnson (10)
 Oct. 4, 2008 vs. Duke, Demaryius Thomas (230)
 Oct. 31, 2015 at Virginia, Ricky Jeune (103)
 Sept. 29, 2012 vs. Middle Tennessee, Tevin Washington (4)
 Sept. 3, 2015 vs. Alcorn State, Patrick Skov (3)
 Sept. 11, 2004 vs. Clemson, Calvin Johnson (3)
 Sept. 13, 2014 vs. Georgia Southern, Justin Thomas (4)
 Oct. 31, 2015 at Virginia, Clinton Lynch (2/1)
 Oct. 31, 2015 at Virginia, Justin Thomas (2/1)
 Nov. 17, 2007 vs. North Carolina, Taylor Bennett (1/1)
 Dec. 5, 2009 vs. Clemson, Scott Blair (4-of-4)
 Oct. 24, 2015 vs. Florida State, Harrison Butker (3-of-3)
 Sept. 1, 2007 vs. Notre Dame, Travis Bell (5)
 Oct. 24, 2015 vs. Florida State, Harrison Butker (53)
 Nov. 24, 2007 vs. North Carolina, Travis Bell (62/miss)
 Sept. 15, 2007 vs. Boston College, Durant Brooks (77)
 Nov. 17, 2007 vs. North Carolina, Durant Brooks (77)
 Sept. 14, 2013 at Duke, Sean Poole (66)
 Aug. 31, 2002 vs. Vanderbilt, Kelley Rhino (5-110)
 Sept. 10, 2009 vs. Clemson, Jerrard Tarrant (85 TD)
 Nov. 10, 2012 at North Carolina, Jamal Golden (100 TD)
 Aug. 31, 2013 vs. Elon, Tyler Marcordes (95)
 Dec. 30, 2013 vs. Ole Miss, Jemea Thomas (15)
 Nov. 30, 2013 vs. Georgia (2OT), Jeremiah Attaochu (4.0)
 Oct. 29, 2011 vs. Clemson, Jemea Thomas (2)
 Oct. 25, 2014 at Pittsburgh, Quayshawn Nealy (2)
 Dec. 30, 2013 vs. Ole Miss, D.J. White (2)

OPPONENT

Nov. 8, 2003 by Duke, Chris Douglas (30)
 Sept. 19, 2015 by Notre Dame, C.J. Prorise (198)
 Sept. 29, 2012 by Middle Tennessee St., Benny Cunningham (217)
 Oct. 26, 2013 by Virginia, David Watford (62)
 Oct. 26, 2013 by Virginia, David Watford (62)
 Nov. 2, 2013 by Pittsburgh, Tom Savage (25)
 Aug. 31, 2013 by Elon, Mike Quinn (3)
 Sept. 22, 2012 by Miami, Stephen Morris (436)
 Nov. 21, 2015 by Miami, Brad Kaaya (300)
 Oct. 3, 2015 by North Carolina, Marquise Williams (148/134)
 Oct. 30, 1997 by North Carolina, J. Linton (138/137)
 Oct. 6, 2012 by Clemson, Tajh Boyd (460)
 Nov. 21, 2015 by Miami, Brad Kaaya (300)
 Nov. 2, 2013 by Pittsburgh, Tyler Boyd (11)
 Dec. 29, 2005 by Utah, Travis Latendresse (214)
 Dec. 30, 2013 by Ole Miss, Donte Moncrief (113) (Music City Bowl)
 Nov. 30, 2013 by Georgia (2OT), Todd Gurley (4)
 Sept. 26, 2015 by Duke, Shaquille Powell (3)
 Nov. 29, 2008 by Georgia, Mohamed Massaquoi (3)
 Nov. 14, 2013 by Clemson, Tajh Boyd (4)
 Nov. 21, 2015 by Miami, Mark Walton (2/1)
 Dec. 30, 2013 by Ole Miss, Bo Wallace (2/1) (Music City Bowl)
 Nov. 10, 1984 by North Carolina, Kevin Anthony (2/1)
 Nov. 17, 2007 by North Carolina, Connor Barth (4-5)
 Oct. 24, 2015 by Florida State, Roberto Aguayo (3-4)
 Nov. 17, 2007 by North Carolina, Connor Barth (5)
 Nov. 21, 2015 by Miami, Michael Badgley (57)
 Nov. 17, 2007 by North Carolina, Connor Barth (63/miss)
 N/A
 Sept. 14, 2013 by Duke, Will Monday (72)
 Nov. 12, 2015 by Virginia Tech, A.J. Hughes (60)
 N/A
 Sept. 14, 2002 by Clemson, Derrick Hamilton (79)
 Nov. 4, 2010 by Virginia Tech, David Wilson (90)
 Nov. 9, 2002 by Florida State, S. Samuels (82 TD)
 Oct. 31, 2015 by Virginia, Quin Blanding (15)
 Sept. 22, 2012 by Miami, Anthony Chickillo (3.0)
 Oct. 26, 2013 by Virginia, Anthony Harris (2)
 N/A
 Sept. 26, 2015 by Duke, Jeremy Cash (2)

TWO PLAYERS

GEORGIA TECH

2 100-yard Rushers
2 100-yard Receivers
100-yard Rusher/100-yard Receiver
250 Combined Yards Rushing
250 Combined Yards Receiving
20 Combined Receptions

OPPONENT

Dec. 31, 2014 vs. Mississippi State
 Synjyn Days (171), Justin Thomas (121)
 Sept. 10, 2005 vs. North Carolina
 Bilbo (131), C. Johnson (114)
 Nov. 14, 2013 at Clemson
 Robert Godhigh (126/103)
 Oct. 17, 2015 vs. Pittsburgh
 Marcus Marshall (159), Justin Thomas (95)
 Jan. 1, 2007 vs. West Virginia
 C. Johnson and J. Johnson (254)
 Nov. 10, 2001 at Virginia
 Glover and Watkins (21)
 Nov. 28, 2009 by Georgia
 Ealey (183) and King (166)
 Nov. 14, 2013 by Clemson
 Bryant (176) and Watkins (104)
 Sept. 19, 2015 by Notre Dame
 Prorise (198) and Fuller (131)
 Nov. 28, 2009 by Georgia
 Ealey and King (349)
 Nov. 14, 2013 by Clemson
 Bryant (176) and Watkins (104)
 Oct. 26, 2013 by Virginia
 Jenning (13) and Tim Smith (10)



YEAR-BY-YEAR TEAM STATISTICS

YEAR	--TOTAL OFFENSE--				--RUSHING--				--PASSING--					--SCORING--				--RETURNS--				PEN	YDS			
	G	YDS	YPG	TD	ATT	YDS	YPG	TD	CMP	ATT	INT	PCT	YDS	YPG	TD	FD	FG-A	PTS	PPG	PR	YDS			AVG	KOR	YDS
1988	GT	11	3420	310.9	22	427	1577	143.4	13	182	332	15	.548	1843	167.5	7	202	15-20	200	18.2	31	206	6.7	37	764	20.6
	OPP	11	3094	281.3	24	484	1566	142.4	12	129	252	14	.512	1528	138.9	8	180	9-14	194	17.6	21	81	3.9	40	786	19.7
1989	GT	11	4070	370.0	31	519	2301	209.2	16	144	276	14	.522	1769	160.8	13	215	15-24	265	24.1	30	173	5.8	43	939	21.8
	OPP	11	3732	339.3	25	466	1630	148.2	15	196	356	14	.551	2102	191.1	8	216	12-19	213	19.4	18	146	8.1	45	958	21.3
1990	GT	11	4334	394.0	41	524	2298	208.9	24	146	255	13	.573	2036	185.1	14	231	15-23	334	31.6	42	244	5.8	39	900	23.1
	OPP	11	3242	294.7	13	434	1220	110.9	7	151	309	24	.489	2022	183.8	5	174	24-28	165	15.5	20	155	7.8	54	1,044	19.3
1991	GT	12	4651	387.6	33	537	2104	175.3	18	192	368	18	.522	2547	212.3	13	240	11-17	265	22.1	53	507	9.6	34	595	17.5
	OPP	12	3333	277.8	25	462	1344	112.0	10	178	369	18	.482	1989	165.8	12	190	8-15	197	16.4	32	357	11.2	40	768	19.2
1992	GT	11	3723	338.5	26	390	1143	103.9	9	206	398	10	.518	2397	234.5	16	203	19-26	237	21.5	30	278	9.3	43	870	20.2
	OPP	11	4401	400.1	32	533	2066	187.8	17	180	310	14	.581	2335	212.3	12	229	20-30	286	26.0	37	389	10.5	26	585	22.5
1993	GT	11	4398	399.8	34	467	2463	223.9	20	153	271	14	.565	1935	175.9	13	224	9-15	260	23.6	23	112	4.9	37	814	22.0
	OPP	11	4373	397.5	36	529	1874	170.4	21	195	318	10	.613	2499	135.6	14	249	12-18	286	26.0	26	235	9.0	36	674	18.7
1994	GT	11	3847	349.7	23	349	1145	104.1	4	223	407	18	.548	2702	245.6	18	194	9-16	185	16.8	22	118	5.4	48	1,080	22.5
	OPP	11	4207	382.5	39	580	2534	230.4	28	144	266	10	.548	1673	152.1	10	233	16-24	319	29.0	36	388	10.8	35	633	18.1
1995	GT	11	3849	349.9	33	523	2321	211.0	22	134	248	7	.540	1528	138.9	10	208	11-18	260	23.6	34	404	11.9	33	588	17.8
	OPP	11	3695	335.9	31	372	1003	91.2	17	239	385	11	.621	2692	244.7	13	208	9-16	243	22.1	22	258	11.7	43	986	22.9
1996	GT	11	3683	334.8	25	499	1821	165.5	12	144	262	16	.550	1862	169.3	9	197	15-26	220	20.0	32	408	12.7	35	793	22.7
	OPP	11	3832	348.4	29	412	1635	148.6	13	177	312	13	.567	2197	199.7	12	190	11-13	236	21.5	16	77	4.8	31	453	14.6
1997	GT	11	4037	367.0	33	449	1667	151.5	18	177	279	9	.634	2370	215.5	13	206	16-20	279	25.4	25	253	10.1	38	774	20.4
	OPP	11	4719	420.0	34	379	1460	132.7	10	257	402	16	.639	3259	296.3	23	239	10-17	266	24.2	19	220	11.6	41	766	18.7
1998	GT	11	4276	388.7	50	469	2021	183.7	22	153	280	8	.546	2255	205.0	17	222	13-21	391	35.5	37	490	13.2	39	917	23.5
	OPP	11	4376	397.6	34	447	1844	167.6	17	199	361	10	.551	2830	230.0	14	224	10-15	267	24.3	17	123	7.2	45	853	18.9
1999	GT	11	5599	509.0	59	503	2482	225.6	29	208	319	12	.652	3117	283.4	29	287	11-17	448	40.7	30	335	11.2	43	980	22.8
	OPP	11	4552	413.8	41	479	2015	183.2	26	195	353	9	.552	2537	230.6	15	244	15-17	333	30.3	13	102	7.8	51	999	19.6
2000	GT	11	4789	435.4	48	466	1807	164.3	21	231	374	6	.618	2982	271.1	23	259	12-18	372	33.8	38	355	9.3	30	706	23.5
	OPP	11	4176	379.6	27	371	1039	94.5	6	248	430	15	.577	3137	285.2	19	228	7-13	209	19.0	27	203	7.5	52	838	16.1
2001	GT	12	5015	417.9	47	500	1668	139.0	26	264	413	14	.639	3347	278.9	19	268	19-28	381	31.8	51	555	10.9	37	846	22.9
	OPP	12	4000	333.3	34	432	1405	117.1	17	212	390	11	.544	2595	216.2	13	218	11-12	267	22.2	16	135	8.4	47	1,060	22.6
2002*	GT	13	4871	374.7	35	500	2127	163.6	20	239	435	20	.549	2744	211.1	15	253	12-20	280	21.5	52	524	10.1	43	839	19.5
	OPP	13	4624	355.7	30	486	1750	134.6	16	235	440	11	.534	2874	221.1	11	228	18-25	267	20.5	37	306	8.3	34	642	18.9
2003*	GT	13	4298	330.6	32	509	2086	160.5	16	199	379	13	.525	2212	170.2	13	236	17-21	274	21.1	33	380	11.5	48	981	20.4
	OPP	13	4189	322.2	30	445	1307	100.5	14	257	425	13	.605	2882	221.7	15	218	18-24	266	20.5	36	324	9.0	47	1,076	22.9
2004*	GT	12	4157	346.4	31	486	1947	162.2	11	169	346	18	.488	2210	184.2	17	228	15-17	264	22.0	50	350	7.0	30	653	21.8
	OPP	12	3575	297.9	28	405	1255	104.6	13	215	395	10	.544	2320	193.3	12	192	10-21	227	18.9	33	195	5.9	34	792	23.3
2005*	GT	12	4188	349.0	27	464	1845	153.8	13	197	418	12	.471	2343	195.2	12	240	11-21	222	18.5	35	198	5.7	35	707	20.2
	OPP	12	3810	317.5	28	409	1247	103.9	9	205	384	21	.534	2563	213.6	16	200	15-17	241	20.1	32	282	8.8	35	830	23.7
2006*	GT	14	4649	332.1	45	526	2274	162.4	17	174	369	16	.472	2375	169.6	25	239	12-18	349	24.9	45	336	7.5	42	815	19.4
	OPP	14	4208	300.6	29	445	1467	104.8	13	238	461	13	.516	2741	195.8	11	223	18-26	257	18.4	33	164	5.0	50	1,349	27.0
2007*	GT	13	5004	384.9	38	548	2591	199.3	28	179	363	12	.493	2413	185.6	10	261	23-28	341	26.2	44	436	9.9	49	1,061	21.7
	OPP	13	4295	330.4	31	472	1488	114.5	19	219	389	12	.563	2807	215.9	12	219	14-20	271	20.8	20	140	7.0	66	1,119	17.0
2008*	GT	13	4842	372.5	40	640	3552	273.2	32	74	165	7	.448	1290	99.2	5	214	12-20	317	24.4	27	182	6.7	45	883	19.6
	OPP	13	4076	313.5	33	432	1564	120.3	13	246	415	18	.593	2512	193.2	20	224	11-14	264	20.3	15	147	9.8	55	1,094	19.9
2009*	GT	14	5910	422.1	62	792	4136	295.4	47	78	168	6	.464	1774	126.7	11	287	14-20	473	33.8	21	281	13.4	54	1,176	21.8
	OPP	14	5044	360.3	42	433	2123	151.6	16	245	398	12	.616	2921	208.6	23	241	18-27	347	24.8	10	74	7.4	78	1,755	22.5
2010*	GT	13	5294	407.2	42	753	4203	323.3	31	64	168	7	.381	1091	83.9	9	265	15-17	338	26.0	23	134	5.8	53	1,057	19.9
	OPP	13	4831	371.6	42	489	2206	169.7	25	221	365	8	.605	2625	201.9	14	253	11-19	328	25.2	16	185	11.6	58	1,110	19.1
2011*	GT	13	5964	458.8	59	717	4114	316.5	45	82	167	8	.491	1850	142.3	11	265	11-18	446	34.3	16	130	8.1	42	807	19.2
	OPP	13	4669	359.2	45	465	2100	161.5	19	215	385	14	.558	2569	197.6	23	239	9-15	339	26.1	13	82	6.3	70	1,515	21.6
2012*	GT	14	6175	441.1	63	808	4357	311.2	48	102	194	8	.526	1818	129.9	12	302	11-18	470	33.6	20	252	12.6	44	1,050	23.9
	OPP	14	5236	374.0	51	472	2019	144.2	27	269	448	16	.600	3217	229.8	23	270	12-19	396	28.3	22	98	4.5	66	1,569	23.8
2013*	GT	13	5586	429.7	61	713	3891	299.3	46	92	203	13	.453	1695	130.4	12	283	10-14	456	35.1	19	160	8.4	40	881	22.0
	OPP	13	4683	360.2	38	422	1505	115.8	18	267	427	14	.625	3178	244.5	18	256	10-17	297	22.8	17	152	8.9	45	968	21.5
2014*	GT	14	6671	476.5	66	790	4789	342.1	47	106	203	6	.522	1882	134.4	19	350	11-18	530	37.9	12	97	8.1	41	892	21.8
	OPP	14	5758	411.3	43	463																				

ANNUAL STATISTICAL RANKINGS

GEORGIA TECH NCAA STATISTICAL RANKINGS (SINCE 2000)

CATEGORY	2015	2014	2013	2012	2011	2010	2009	2008	2007	2006	2005	2004	2003	2002	2001	2000
Pool Size	127	125	123	120	120	120	120	119	119	119	117	117	117	117	115	114
Rushing Offense	8 (256.2)	1 (342.1)	6 (299.3)	4 (311.2)	2 (316.5)	1 (323.3)	2 (295.4)	4 (273.2)	24 (199.3)	35 (162.4)	49 (153.8)	49 (162.3)	49 (160.5)	48 (163.6)	70 (139.0)	35 (164.3)
Passing Offense	123 (121.8)	121 (134.4)	118 (130.4)	115 (129.9)	112 (142.3)	119 (83.9)	115 (126.7)	116 (99.2)	98 (185.6)	91 (169.6)	89 (195.3)	86 (184.2)	100 (170.2)	61 (211.1)	17 (278.9)	17 (271.1)
Total Offense	80 (378.0)	19 (476.5)	44 (429.7)	35 (441.1)	18 (458.8)	36 (407.2)	11 (442.1)	50 (372.5)	69 (384.9)	67 (332.1)	78 (349.0)	80 (346.4)	94 (330.6)	57 (374.7)	34 (417.9)	15 (435.4)
Scoring Offense	63 (29.3)	11 (37.9)	26 (35.1)	34 (33.6)	21 (34.3)	71 (26.0)	11 (33.8)	174 (24.4)	68 (26.2)	54 (24.9)	103 (18.5)	85 (22.0)	90 (21.1)	94 (21.5)	28 (31.8)	18 (33.8)
Rushing Defense	57 (165.1)	62 (167.6)	11 (115.8)	41 (144.2)	66 (161.5)	78 (169.7)	68 (151.6)	24 (120.3)	20 (114.5)	20 (104.8)	13 (103.9)	13 (104.6)	12 (100.5)	42 (134.6)	23 (117.1)	12 (94.5)
Passing Defense	35 (202.9)	87 (243.7)	83 (244.5)	58 (229.8)	28 (197.9)	34 (201.9)	47 (208.6)	41 (193.2)	41 (315.9)	49 (195.8)	52 (213.6)	24 (193.3)	60 (221.7)	64 (221.1)	53 (216.3)	114 (285.2)
Total Defense	42 (368.0)	79 (411.3)	27 (360.2)	43 (374.1)	44 (359.3)	64 (371.6)	54 (360.3)	25 (313.5)	20 (330.4)	27 (300.6)	22 (317.5)	12 (297.9)	94 (330.6)	50 (355.7)	32 (333.3)	70 (379.6)
Scoring Defense	51 (25.8)	52 (25.7)	29 (22.8)	65 (28.3)	60 (26.1)	57 (25.2)	58 (24.8)	28 (20.3)	21 (20.9)	27 (18.4)	23 (20.1)	21 (18.9)	27 (20.5)	27 (20.5)	37 (22.3)	21 (19.0)
Net Punting	97 (35.83)	96 (35.63)	46 (37.6)	99 (35.1)	55 (36.9)	114 (32.2)	43 (38.1)	93 (33.2)	7 (39.2)	2 (40.7)	27 (35.9)	55 (35.9)	105 (32.6)	34 (35.8)	28 (37.3)	17 (37.6)
Punt Returns	51 (9.45)	58 (8.08)	56 (8.42)	16 (12.6)	61 (8.1)	97 (5.8)	10 (13.4)	88 (6.74)	41 (9.9)	84 (7.5)	105 (5.7)	92 (7.0)	25 (11.5)	59 (10.1)	31 (10.9)	58 (9.5)
Kickoff Returns	107 (19.03)	47 (21.76)	52 (22.0)	25 (23.9)	108 (19.2)	97 (19.9)	49 (21.8)	95 (19.6)	54 (21.7)	74 (19.1)	67 (20.2)	33 (21.8)	57 (20.4)	78 (19.5)	21 (22.9)	6 (23.5)
Turnover Margin	105 (-0.58)	14 (0.79)	85 (-0.30)	45 (0.29)	44 (0.15)	86 (-0.46)	25 (0.57)	149 (0.15)	83 (-0.31)	43 (0.21)	116 (0.75)	109 (-1.08)	153 (0.15)	88 (-0.62)	55 (0.08)	2 (1.64)
Fumbles Recovered	66 (8)	38 (11)	102 (6)	173 (9)	195 (7)	21 (13)	115 (14)	138 (11)	112 (15)	139 (12)	191 (7)	187 (7)	123 (14)	165 (11)	140 (11)	110 (15)
Passes Intercepted	91 (9)	10 (18)	40 (14)	120 (16)	131 (14)	199 (8)	150 (12)	115 (18)	117 (5)	152 (13)	6 (21)	175 (10)	156 (13)	179 (11)	166 (11)	126 (15)
Fumbles Lost	122 (14)	93 (12)	84 (11)	184 (13)	162 (11)	119 (20)	179 (12)	118 (20)	177 (12)	19 (6)	116 (7)	181 (12)	159 (12)	128 (10)	119 (7)	110 (6)
Interceptions Thrown	41 (10)	9 (6)	66 (13)	128 (8)	119 (8)	11 (7)	111 (6)	110 (7)	142 (12)	193 (16)	158 (12)	1107 (18)	157 (13)	1100 (20)	175 (14)	17 (6)
Turnovers Gained	91 (17)	17 (29)	71 (20)	136 (25)	163 (21)	169 (21)	129 (26)	120 (29)	188 (20)	147 (25)	116 (28)	192 (17)	136 (27)	179 (22)	154 (22)	113 (30)
Turnovers Lost	97 (24)	33 (18)	87 (24)	152 (21)	133 (19)	195 (27)	128 (18)	188 (27)	152 (24)	147 (22)	128 (19)	1108 (30)	162 (25)	191 (30)	140 (21)	13 (12)
Pass Efficiency	95 (119.80)	12 (155.07)	84 (122.2)	35 (143.5)	14 (154.3)	113 (102.1)	12 (149.6)	92 (111.9)	108 (107.6)	82 (114.9)	109 (97.9)	101 (108.3)	96 (105.9)	92 (110.1)	20 (140.4)	6 (145.9)
Pass Efficiency Defense	67 (127.04)	85 (132.88)	79 (132.4)	35 (143.5)	45 (124.4)	63 (129.2)	88 (136.3)	43 (117.4)	58 (124.5)	9 (103.8)	23 (112.3)	21 (108.7)	53 (122.9)	29 (111.5)	45 (115.7)	86 (126.6)
Fewest Penalties / Game	2 (3.17)	25 (4.93)	34 (4.85)	32 (4.86)	11 (4.5)	74 (6.2)	156 (6.0)	126 (4.9)	83 (6.9)	79 (6.1)	174 (7.3)	50 (6.25)	14 (5.23)	178 (7.31)	63 (7.08)	93 (8.4)
Fewest Penalty Yards	1 (329)	26 (41.14)	31 (40.7)	18 (39.9)	13 (36.9)	66 (53.0)	34 (47.1)	136 (43.9)	87 (59.3)	72 (50.9)	61 (57.2)	57 (53.3)	14 (44.3)	69 (60.9)	57 (59.3)	89 (69.9)
PR Yards Defense	59 (7.79)	50 (6.56)	75 (8.9)	14 (4.5)	39 (6.3)	98 (11.6)	44 (7.4)	73 (9.8)	37 (7.3)	13 (4.9)	53 (8.8)	11 (5.9)	148 (9.0)	18 (8.3)	40 (8.4)	32 (7.5)
KR Yards Defense	100 (23.16)	101 (22.64)	69 (21.5)	102 (23.8)	59 (21.6)	11 (19.1)	83 (22.5)	40 (19.9)	3 (16.9)	119 (26.9)	103 (23.7)	102 (23.3)	96 (22.9)	33 (18.9)	84 (22.1)	7 (16.4)
Sacks	120 (14)	105 (14.3)	26 (6.2)	59 (2.0)	77 (1.7)	101 (1.3)	72 (1.8)	118 (2.6)	1 (3.69)	131 (2.50)	14 (3.00)					
Tackles for Loss	127 (3.9)	115 (4.4)	42 (6.4)	93 (4.9)	94 (4.8)	108 (5.4)	93 (4.9)	13 (7.3)	4 (8.6)	41 (6.3)	20 (7.5)					
Sacks Allowed	24 (1.33)	2 (0.79)	9 (1.08)	13 (1.00)	15 (1.00)	23 (1.23)	5 (0.86)	130 (1.46)	141 (1.69)	34 (1.57)	6 (0.83)					
Tackles for Loss Allowed	76 (6.33)	17 (4.64)	70 (6.2)	67 (5.7)	117 (4.5)	70 (6.0)	32 (5.1)	153 (5.6)	137 (5.6)	49 (5.4)	34 (5.7)					
3rd Down Conv. Pct.	108 (34.9)	1 (57.9)	4 (51.4)	31 (45.6)	2 (53.9)	56 (40.4)	1 (52.3)	84 (36.7)	75 (38.1)	63 (37.8)	79 (35.9)					
4th Down Conv. Pct.	66 (50.0)	9 (70.6)	83 (44.4)	29 (62.2)	154 (52.6)	147 (55.0)	41 (55.6)	174 (42.9)	91 (41.2)	159 (50.0)	196 (38.5)					
3rd Down Conv. Def.	43 (36.1)	114 (46.1)	35 (36.3)	169 (40.9)	83 (42.2)	52 (38.9)	82 (41.0)	157 (38.1)	19 (33.7)	15 (31.7)	4 (28.7)					
4th Down Conv. Def.	88 (54.5)	75 (54.5)	99 (61.5)	143 (45.5)	111 (66.7)	144 (47.6)	138 (42.9)	128 (40.0)	118 (76.9)	199 (60.0)	120 (37.5)					
Time of Possession	41 (31.08)	3 (34.09)	6 (33.19)	5 (32.59)	23 (31.55)	21 (31.53)	3 (33.49)	48 (30.31)	37 (30.34)	61 (29.51)	13 (31.49)					
First Downs	98 (19.4)	7 (25.0)	49 (21.8)	52 (21.6)	154 (20.4)	150 (20.4)	43 (20.5)	1103 (16.5)								
Opponent First Downs	6 (17.6)	107 (21.4)	51 (19.7)	39 (19.3)	32 (18.4)	160 (19.5)	22 (17.2)	34 (17.23)								
Red Zone Offense	64 (83.8)	78 (80.8)	13 (89.8)	170 (80.0)	111 (89.1)	198 (76.0)	156 (82.0)	182 (77.0)								
Red Zone Defense	62 (83.3)	40 (79.2)	14 (73.8)	135 (79.0)	165 (82.0)	122 (76.0)	175 (83.0)	137 (79.0)								

NCAA STATISTICAL RANKINGS (INDIVIDUAL) (TOP 10 / SINCE 1999)

SACKS	PLAYER	YEAR	RANK	STATS
	Derrick Morgan	2009	8th	0.89
	Jeremiah Attaochu	2013	6th	0.96
PUNT RETURN AVERAGE				
	Jamal Golden	2012	6th	14.6
KICKOFF RETURN AVERAGE				
	Jamal Golden	2012	10th	28.3
INTERCEPTIONS				
	Morgan Burnett	2008	13rd	0.54
FUMBLES RECOVERED				
	Derrick Morgan	2008	15th	0.31
PUNTING				
	Durant Brooks	2006	4th	45.52
	Durant Brooks	2007	5th	45.06
FIELD GOALS				
	Luke Manget	2001	10th	1.58
	Travis Bell	2007	19th	1.77
RECEIVING YARDS				
	Calvin Johnson	2006	9th	1,202
YARDS PER RECEPTION				
	DeAndre Smelter	2014	8th	20.43
	Ricky Jeune	2015	5th	21.67
PASS EFFICIENCY				
	Joe Hamilton	1999	2nd	175.00
	George Godsey	2000	6th	151.86
PASSING YARDS PER COMPLETION				
	Justin Thomas	2015	1st	17.9
TOTAL OFFENSE				
	Joe Hamilton	1999	2nd	345.27
BLOCKED KICKS				
	KeShun Freeman	2014	18th	2
	Chris Milton	2014	18th	2
	Chris Milton	2015	17th	2

ACC STATISTICAL LEADERS (INDIVIDUAL)

RUSHING	PLAYER	YEAR	STAT	PUNTING	PLAYER	YEAR	STAT	TOTAL OFFENSE	PLAYER	YEAR	STAT	SACKS	PLAYER	YEAR	STAT
	Jonathan Dwyer	2008	107.3		Durant Brooks	2006	45.5		Joe Hamilton	1999	345.27		Derrick Morgan	2009	12.5
	Tashard Choice	2007	114.9		Rodney Williams	1997	45.6		John Dewberry	1984	345.27		Eric Henderson	2003	11.0
	Tashard Choice	2006	105.2		Jason Bender	1994	45.5						Greg Gathers	2001	10.0
	P.J. Daniels	2003	111.3		Ron Rice	1982	42.6		ALL-PURPOSE YARDS				Coleman Rudolph	1991	13.0
	Jerry Mays	1989	122.5						Jerry Mays	1989	147.6		Marco Coleman	1990	13.0
	Robert Lavette	1982	109.8		PUNT RETURNS				Robert Lavette	1982	142.7		George Malone	1988	7.0
					Jonathan Smith	2003	11.7		Robert Lavette	1981	142.0				
					Charlie Rogers	1998	14.2		PASS EFFICIENCY				TACKLES		
					Ricardo Ingram	1986	14.6		Joe Hamilton	1999	175.0		Keyaron Fox	2003	11.9
					Jack Westbrook	1982	12.1		Joe Hamilton	1998	141.7		Keith Brooking	1995	13.3
					KICKOFF RETURNS				John Dewberry	1985	133.6		Jamal Cox	1994	13.3
					Derrick Steagall	1993	25.8						Duane Wood	1980	15.5
					Cory Collier	1983	30.0		YARDS PER COMPLETION				TACKLES FOR LOSS		
					Cleve Pounds	1982	23.4		Justin Thomas	2015	17.9		Marco Coleman	1990	19.0
					Robert Lavette	1981	22.9								
					RECEIVING YARDAGE				SCORING				PASSES DEFENDED		
					Calvin Johnson	2006	85.9		Robert Lavette	1982	10.4		Nathan Perryman	1995	13

2016 GEORGIA TECH FOOTBALL

SEPT
3

AER LINGUS CLASSIC
BOSTON COLLEGE
DUBLIN, IRELAND



SEPT
10

MERCER
BOBBY DODD STADIUM



SEPT
17

VANDERBILT
BOBBY DODD STADIUM



SEPT
22

WHITEOUT
CLEMSON
BOBBY DODD STADIUM



OCT
1

FAMILY WEEKEND
MIAMI
BOBBY DODD STADIUM



OCT
8

at **PITTSBURGH**
PITTSBURGH, PA



OCT
15

GEORGIA SOUTHERN
BOBBY DODD STADIUM



OCT
29

HOMECOMING
DUKE
BOBBY DODD STADIUM



NOV
5

at **NORTH CAROLINA**
CHAPEL HILL, NC



NOV
12

at **VIRGINIA TECH**
BLACKSBURG, VA



NOV
19

TOY DRIVE
VIRGINIA
BOBBY DODD STADIUM



NOV
26

at **GEORGIA**
ATHENS, GA



ACC

