



GEORGIA TECH

2015 INFORMATION GUIDE



2015 GEORGIA TECH FOOTBALL INFORMATION GUIDE

Georgia Tech Communications & Public Relations



GEORGIA TECH ATHLETIC ASSOCIATION

150 Bobby Dodd Way NW
Atlanta, GA 30332
404-894-5400
www.RamblinWreck.com
Twitter: @GTathletics
Facebook: GTathletics
Instagram: @GTathletics
YouTube: RamblinWreckTube

CREDITS

EDITORS

Chris Yandle, Lauren Rupert

EDITORIAL ASSISTANCE

Mike DeGeorge, Brittany McCormick,
Mike Stamus

COMPILATION

Chris Yandle, Mike Stamus, Mike DeGeorge,
Brittany McCormick, Lauren Rupert, Zach Rhodes,
Graham Reynolds

COVER DESIGN

Aaron DeWall

LAYOUT

Chris Yandle

PHOTOGRAPHY

Danny Karnik, Austin Foote, Stephen Jensen,
in addition to numerous other photographers
who have contributed over the years

PRINTING

Bennett Graphics

© 2015, Georgia Tech Athletic Association



Georgia Tech is an equal opportunity employer and will not discriminate against any employee or applicant on the basis of age, color, disability, gender, national origin, race, religion, sexual orientation, veteran status, or any classification protected by federal, state, or local law. Consistent with its obligations under federal law, each company that is a federal contractor or subcontractor is committed to taking affirmative action to employ and advance in employment qualified women, minorities, disabled individuals and veterans.

TABLE OF CONTENTS

INFORMATION

Information	1
Communications & Public Relations	2
Quick Facts	4
Bobby Dodd Stadium	4-7
Media Information	8

STUDENT-ATHLETE PROFILES

2015 Preseason Roster	10-11
2015 Preseason Depth Chart	12
Student-Athlete Profiles	13-42

COACHES & SUPPORT STAFF

Head Coach Paul Johnson	44-46
Assistant Coaches	47-52
Support Staff	53-57
Administration	58-60

2014 SEASON IN REVIEW

2014 Season Notebook	62
2014 Season Statistics	63-75
Game Recaps	76-82

HISTORY

Tech Football Timeline	84-86
Memorable Games	87
Year-by-Year Records	88-89
Year-by-Year Results	90-99

Head Coaching Ledger	100
All-Time Assistant Coaches	101-102
Series Records	103
Series History	104-110
GT vs. FBS Conferences	111
Miscellaneous History	112-113
National Poll History	114
TV History	115-116
Bowl History	117
Bowl Records	118
All-Americans	119-120
Honors & Awards	121-127
#ProJackets in NFL	128-132
All-Time Letterwinners	133-141
All-Time Starting Lineups	142-145
Hall of Fame	146

RECORDS

Individual Records	148-150
Individual Leaders	151-161
Team Records	162-169
Team Game Leaders	170-178
Individual Game Leaders	179-186
Top Individual Performances	187-191
Opponent Records	192-199
Paul Johnson Era Bests	200-202
Last Time It Happened	203-205
Year-by-Year Team Statistics	206-207
Annual Statistical Rankings	208

2015 GEORGIA TECH FOOTBALL SCHEDULE

DATE	OPPONENT	LOCATION	TIME	TV
Sept. 3	Alcorn State	Bobby Dodd Stadium	7:30 p.m.	RSN
Sept. 12	Tulane HEROES DAY	Bobby Dodd Stadium	3:30 p.m.	RSN
Sept. 19	at Notre Dame	South Bend, Ind.	3:30 p.m.	NBC
Sept. 26	at Duke <i>ACC</i>	Durham, N.C.	TBA	
Oct. 3	North Carolina <i>ACC</i> FAMILY WEEKEND	Bobby Dodd Stadium	TBA	
Oct. 10	at Clemson <i>ACC</i>	Clemson, S.C.	TBA	
Oct. 17	Pittsburgh <i>ACC</i> HALL OF FAME GAME	Bobby Dodd Stadium	TBA	
Oct. 24	Florida State <i>ACC</i> HOMECOMING / #GTWHITEOUT	Bobby Dodd Stadium	TBA	
Oct. 31	at Virginia <i>ACC</i>	Charlottesville, Va.	TBA	
Nov. 12	Virginia Tech <i>ACC</i> '90 CHAMPIONSHIP CELEBRATION	Bobby Dodd Stadium	7:30 p.m.	ESPN
Nov. 21	at Miami <i>ACC</i>	Miami Gardens, Fla.	TBA	
Nov. 28	Georgia SENIOR SALUTE / TOY DRIVE	Bobby Dodd Stadium	TBA	
Dec. 5	ACC Football Championship Game	Charlotte, N.C.		

Home games in **BOLD** played at Bobby Dodd Stadium at Historic Grant Field (55,000) ALL TIMES EASTERN AND SUBJECT TO CHANGE

2014 RESULTS (11-3, 6-2 ACC Coastal)

DATE	OPPONENT	RESULT	RECORD	ACC	ATT	TV
Aug. 30	Wofford	W 38-19	1-0		45,403	RSN
Sept. 6	at Tulane	W 38-21	2-0		30,000	ESPNews
Sept. 13	Georgia Southern	W 42-38	3-0		53,173	RSN
Sept. 20	at Virginia Tech <i>ACC</i>	W 27-24	4-0	1-0	62,328	ESPN
Oct. 4	Miami <i>ACC</i>	W 28-17	5-0	2-0	52,221	ESPN2
Oct. 11	Duke <i>ACC</i>	L 25-31	5-1	2-1	44,281	ACCN
Oct. 18	at North Carolina <i>ACC</i>	L 43-48	5-2	2-2	53,000	ESPNU
Oct. 25	at Pittsburgh <i>ACC</i>	W 56-28	6-2	3-2	44,734	ESPNU
Nov. 1	Virginia <i>ACC</i>	W 35-10	7-2	4-2	46,657	ESPNU
Nov. 8	at NC State <i>ACC</i>	W 56-23	8-2	5-2	54,653	ACCN
Nov. 15	19 Clemson <i>ACC</i>	W 28-6	9-2	6-2	49,378	ESPN
Nov. 29	at 9 Georgia	W OT 30-24	10-2		92,746	SECN
2014 ACC Football Championship Game (Charlotte, N.C.)						
Dec. 6	vs. 4 Florida State	L 35-37	10-3		64,808	ABC
2014 Capital One Orange Bowl (Miami Gardens, Fla.)						
Dec. 31	vs. 7 Mississippi State	W 49-34	11-3		58,211	ESPN

NCAA INFRACTIONS REPORT

In July of 2011, the National Collegiate Athletic Association (NCAA) Division I Committee on Infractions found the Georgia Institute of Technology men's basketball and football programs responsible for committing violations of NCAA legislation.

The Institute was cited for a lack of cooperation during the investigation, a failure to meet the conditions and obligations of membership, and preferential treatment violations. Also cited were additional violations in the men's basketball program related to the conduct of a nonscholastic men's basketball tournament on campus. The NCAA public report further details all of the findings.

Penalties Included:

- Public reprimand and censure.
- Four years of probation from July 14, 2011 through July 13, 2015.
- A \$100,000 financial penalty.
- A reduction of two men's basketball recruiting days during the 2011 summer evaluation period (self-imposed by the Institute).
- A limit of 10 official visits for the men's basketball program for the 2011-12 and 2012-13 academic years, respectively.
- Vacation of contests won by the football team during the 2009 season after November 24, which is when the Institute was alerted to potential eligibility issues.

Additionally, in September of 2014 the NCAA Division I Committee on Infractions cited the Institute for a failure to monitor recruiting activities, and the football, men's basketball, and women's basketball programs were cited for recruiting violations surrounding impermissible telephone calls and text messages sent to prospective student-athletes. The NCAA accepted the Institute's self-imposed penalties. The NCAA public report further details all of the findings.

Penalties Included:

- Public reprimand and censure.
- Two additional years of probation, extending through July 13, 2017.
- Recruiting restrictions during the 2012-13 academic year, including telephone call restrictions and a reduction in off-campus recruiting opportunities (self-imposed by the Institute).

As a result of the exhaustive investigation and review process and because of Georgia Tech's steadfast commitment to compliance, the Institute completely revamped and enhanced its athletics compliance operation and staffing. A robust monitoring system was implemented and a more frequent and meaningful rules education program was established across all sports. The Institute remains committed to operating all of its athletics programs within the letter and spirit of NCAA, ACC, and Institute rules and regulations.

COMMUNICATIONS & PUBLIC RELATIONS



CHRIS YANDLE

Assistant AD
Communications & Public Relations



MIKE STAMUS

Associate Director
Communications & Public Relations



MIKE DeGEORGE

Assistant Director
Communications & Public Relations



BRITTANY McCORMICK

Assistant Director
Communications & Public Relations



LAUREN RUPERT

Assistant Director
Communications & Public Relations



BRAD MALONE

Director of Digital Media



AARON DeWALL

Graphic Designer



SIMIT SHAH

Social Media

GEORGIA TECH COMMUNICATIONS & PUBLIC RELATIONS

Arthur B. Edge Jr. Intercollegiate Athletics Center
150 Bobby Dodd Way NW, Atlanta, GA 30332
Phone: 404-894-5445 | www.RamblinWreck.com

COMMUNICATIONS & PUBLIC RELATIONS

CHRIS YANDLE Assistant AD / Communications & Public Relations

Responsibilities: Football¹

Alma Mater: Louisiana-Lafayette, 2004 | **Joined GTAA:** August 2014

Office: 404-894-6283 | **Cell:** 404-702-7886 | **Email:** cyandle@athletics.gatech.edu | [@ChrisYandle](https://twitter.com/ChrisYandle)

MIKE STAMUS Associate Director

Responsibilities: Men's Basketball, Golf, Men's Tennis, Football Credentials

Alma Mater: Virginia Tech, 1983 | **Joined GTAA:** August 1983

Office: 404-894-5445 | **Cell:** 404-218-9723 | **Email:** mstamus@athletics.gatech.edu | [@BusterStamus](https://twitter.com/BusterStamus)

MIKE DeGEORGE Assistant Director

Responsibilities: Football², Baseball, Swimming & Diving

Alma Mater: Dayton, 2005 | **Joined GTAA:** August 2011

Office: 404-894-5445 | **Cell:** 404-263-9478 | **Email:** mdegeorge@athletics.gatech.edu | [@MikeDeGeorge](https://twitter.com/MikeDeGeorge)

BRITTANY McCORMICK Assistant Director

Responsibilities: Football³, Women's Basketball, Women's Tennis

Alma Mater: Michigan State, 2012 | **Joined GTAA:** July 2013

Office: 404-894-5445 | **Cell:** 908-839-7274 | **Email:** bmccormick@athletics.gatech.edu | [@britt_mccormick](https://twitter.com/britt_mccormick)

LAUREN RUPERT Assistant Director

Responsibilities: Volleyball, Softball, Track / Cross Country

Alma Mater: Pittsburgh, 2011 | **Joined GTAA:** July 2012

Office: 404-894-5445 | **Cell:** 724-516-4577 | **Email:** lrupert@athletics.gatech.edu | [@Lauren_Rupert](https://twitter.com/Lauren_Rupert)

DIGITAL MEDIA

BRAD MALONE Director of New Media

Alma Mater: Georgia Tech, 2009 | **Joined GTAA:** November 2012

Office: 404-894-4461 | **Email:** bmalone@athletics.gatech.edu | [@GT_Brad](https://twitter.com/GT_Brad)

AARON DeWALL Graphic Designer

Alma Mater: Fresno State, 2001 | **Joined GTAA:** January 2012

Office: 404-894-0539 | **Email:** adewall@athletics.gatech.edu | [@adewall](https://twitter.com/adewall)

SIMIT SHAH Social Media

Alma Mater: Georgia Tech, 1999 | **Email:** sshah@athletics.gatech.edu | [@simit_shah](https://twitter.com/simit_shah)

DIRECTIONS TO BOBBY DODD STADIUM

Bobby Dodd Stadium at Grant Field is located on the Georgia Tech campus. The address is 150 Bobby Dodd Way, Atlanta, GA 30332. The stadium is bordered on the north by Bobby Dodd Way, on the south by North Avenue and on the east by Techwood Drive. From Interstate 75-85, Bobby Dodd Stadium is best accessed on game days via the 10th Street/14th Street/Techwood Drive Exit. For a map of the campus and available parking lots, please consult the Georgia Tech parking website at www.parking.gatech.edu.

COMING FROM THE NORTH, TRAVELING SOUTH ON I-75/85

Take the "10th St./14th St./Techwood Dr." exit ... Cross over 14th St. and continue to 10th St. ... To reach most game day "Pass Lots," including Peters Parking Deck, Alexander Memorial Coliseum, O'Keefe, or Club Lot (E43), turn right onto 10th Street and then turn left onto Fowler Street ... To reach recommended game day "Pay Lots," either: Turn right onto 10th Street and continue to State Street Parking Deck at 10th and State; Turn left onto 10th Street. Cross the Interstate and then turn right onto Spring Street. Proceed to Technology Square at Spring Street and 5th Street. Parking is available at the Georgia Tech Hotel and Conference Center Parking Deck and the Centergy Deck.

COMING FROM THE SOUTH, TRAVELING NORTH ON I-75/85

Take the "10th Street" exit ... To reach most game day "Pass Lots," including Peters Parking Deck, Alexander Memorial Coliseum, O'Keefe, or Club Lot (E43), turn left onto 10th Street, cross over the Interstate, and then turn left onto Fowler Street ... To reach recommended game day "Pay Lots," either: Turn left onto 10th Street and continue to State Street Parking Deck at 10th and State; Turn right onto 10th Street. Then turn right onto Spring Street. Proceed to Technology Square at Spring Street and 5th Street. Parking is available at the Georgia Tech Hotel and Conference Center Parking Deck and the Centergy Deck.

ON MARTA

Bobby Dodd Stadium is easily accessible on MARTA, Atlanta's rapid transit system. From the North-South line, exit at the North Avenue station, and walk three blocks west on North Avenue to reach Bobby Dodd Stadium.

MEDIA INFORMATION

INFORMATION

WEEKLY SCHEDULE

NOTE: The weekly schedule adjusts the week of Georgia Tech's two Thursday night games when Coach Johnson's press conference moves to Monday and all player availability follows Monday's practice.

Below is the schedule for a typical game week Saturday:

MONDAYS

- Notes available
- Offensive student-athletes/coaches available post-practice
- Coach Johnson Radio Show

TUESDAYS

- Coach Johnson Press Conference (11:30)
- Defensive student-athletes/coaches available post-practice

WEDNESDAYS

- ACC Weekly Teleconference
- Coach Johnson available post-practice

THURSDAYS

- No availability

FRIDAYS

- No availability

GAME DAYS

- Coach Johnson and selected players available for post-game interviews

ACC WEEKLY TELECONFERENCE

The 14 ACC football coaches will be featured on a weekly teleconference each Wednesday from 10:30 a.m. to 12:50 p.m. Each coach will have 10 minutes to make an opening statement and answer questions. There will be an instant replay of each teleconference on the Conference's internet site TheACC.com each Wednesday afternoon.

To obtain the call-in number, media should contact the ACC office (336-851-6062). **Coach Paul Johnson's weekly time slot is 11:20-11:30 a.m.**

ACC CLIP SERVICE

Broadcast media outlets will be able to access ACC highlights and press conference excerpts via the ACC Video Clip Service (AVCS) throughout the entire 2013-14 sports calendar. This video content will only be available for download in digital files that can be accessed on the AVCS.

To register for this service, please contact Scott McBurney, Assistant Commissioner/Advanced Media, at smcburney@theacc.org or call 336-369-4646.



CREDENTIALS

Credentials for Georgia Tech home football games are issued to working media only and should be requested as early as possible. Requests are honored from sports editors of daily newspapers, network affiliate television station sports directors, and websites that have a corresponding publication and/or affiliation with a nationally recognized media entity.

Requests from non-daily newspapers, periodicals, radio stations and non-affiliated websites or blogs will be considered on a case-by-case basis.

Credentials will not be mailed, but can be shipped if a FedEx number is provided and time permits. Otherwise, credentials will be left at Media Will Call, which is located at the main ticket office on the north end of Bobby Dodd Stadium. Requests can be directed to **Mike Stamus** (mstamus@athletics.gatech.edu).

MEDIA PARKING

A limited number of media parking spaces at various lots on campus are available. Please include parking requests along with credential requests. Parking passes will be e-mailed.

ROAD CREDENTIALS

If you would like to cover Georgia Tech on the road, please notify **Chris Yandle** (cyandle@athletics.gatech.edu) at least two weeks in advance and a credential request will be made for you.

PRESS BOX

Located in the west stands of Bobby Dodd Stadium, accessible via Gate 1 or Gate 4. Take the press elevator to Level 4.

WIRELESS

Wireless internet access is available in the press box. Log-in information is available on seating cards and is posted in the press box.

LIVE STATISTICS

Live stats are available at RamblinWreck.com, and via secured media website. Information is posted in the press box.

MEDIA MEALS

Complimentary meals are available to credentialed media. Following each game, pizza will be available to media members.

PRACTICE COVERAGE

Practices during the season are closed, although the first 20-30 minutes Monday-Wednesday are open to television media wanting to shoot video. If you are planning to shoot video, please let **Chris Yandle** know in advance.

WEEKLY PRESS CONFERENCE

Paul Johnson will meet with the media, generally on Tuesday beginning at 11:30 a.m. There will be no press conferences the weeks of Tech's open dates. During Tech's two Thursday game weeks, Coach Johnson's press conference will be held on Monday.

Johnson's weekly press conferences are held in the Goldsmith Conference Room (located in the Edge Building). No players will be available at that time. Media are welcome to dine in the GTAA dining hall following the press conference.

PAUL JOHNSON INTERVIEWS

Head Coach Paul Johnson is available to the media at the following times:

- Following every practice on Mondays and Wednesdays.
- Following every game.
- Weekly press conferences.
- Weekly ACC Coaches Teleconference, every Wednesday (see schedule at left).

All other interviews should be requested to **Chris Yandle** (cyandle@athletics.gatech.edu) at least 24 hours in advance. Most of these interviews will take place between 1-2 p.m.

STUDENT-ATHLETES INTERVIEWS

Student-athletes are available after every practice on Mondays (offense) and Tuesdays (defense). All player requests must be made to **Mike DeGeorge** (mdegeorge@athletics.gatech.edu) before practice concludes. Players who do not practice will not be available. Players are also available after every game upon request. All other player interview requests should be directed to **Mike DeGeorge**.

POST-PRACTICE INTERVIEWS

Paul Johnson and requested players will meet with the media in the lobby of the Football Building, located on the north side of Bobby Dodd Stadium, at the conclusion of practice.

POSTGAME INTERVIEWS

Following home games, Paul Johnson and selected players are available in the Edge Center museum following a cooling-down period. The visiting team will hold its press conference on the south end of the stadium, in the Georgia Tech weight room.

Following road games, Johnson and requested players will be available following a cooling-down period at a site determined by the home team. Please make your requests for Yellow Jacket players to **Mike DeGeorge and Chris Yandle** prior to the conclusion of the game.

NFL SCOUTS

NFL scouts can receive credentials and access to the press box. The written (or email) request must be made at least two weeks in advance to **Mike Stamus** (mstamus@athletics.gatech.edu). No parking pass is provided to scouts. Seats are assigned on a space-available basis, and access to the field during team warm-ups is permitted.

GEORGIA TECH / IMG SPORTS RADIO NETWORK

Brandon Gaudin begins his third year as the "Voice of the Yellow Jackets," handling the radio play-by-play call for all Georgia Tech football and men's basketball games.

Randy Waters will continue to serve as the sideline reporter in football season and the color analyst in basketball season. Miller Poper is the producer for the majority of Georgia Tech radio broadcasts.

Pre-game coverage begins two hours prior to kickoff with "Yellow Jacket Countdown," featuring game previews, live guests, and former players. It continues on to live play-by-play for the next four hours.

BOBBY DODD STADIUM AT HISTORIC GRANT FIELD

INFORMATION



1913



1925



1948




1958

BOBBY DODD STADIUM AT HISTORIC GRANT FIELD

“Here’s the exception to the Atlanta rule: One sporting venue that has stood the test of time. Georgia Tech’s stadium ... remains a landmark — hard by the Downtown Connector, in the shadow of Coca-Cola headquarters, one block from the Varsity ... **THERE’S NO PRETTIER SETTING FOR A NIGHT FOOTBALL GAME ON ANYONE’S CAMPUS.** And the memory of Dodd, coaching his clinical and cerebral Jackets while remaining seated at a card table on the sideline, is one of the enduring images of Atlanta sports.”

— *Atlanta Journal-Constitution* (January 20, 2013)




1985



1992



2006



2014

BOBBY DODD STADIUM AT HISTORIC GRANT FIELD

Georgia Tech's storied football facility has been a cornerstone of college football for 102 years. Cozily nestled amid Atlanta's skyscrapers, Bobby Dodd Stadium at Historic Grant Field is easily one of the nation's most unique settings for college football.

Originally built in 1913 by members of the Georgia Tech student body, Bobby Dodd Stadium at Historic Grant Field is the oldest on-campus stadium in NCAA Division I Football Bowl Subdivision (FBS).

During the 2013 season, Georgia Tech celebrated the 100th anniversary of Grant Field.

Georgia Tech's football facility was known as Grant Field until April 1988, when the Georgia State Board of Regents voted to add the name Bobby Dodd Stadium in honor of the legendary coach who guided the Rambling Wreck to its most illustrious football era. A member of the National Football Foundation College Football Hall of Fame, Dodd compiled a 165-64-8 record from 1945-66, and tutored 21 All-Americans as he led Tech to 13 bowl trips during his 22-year stay as head coach. Dodd served as Tech's director of athletics from 1951-76 and then worked as a consultant for the alumni association until his death in 1988 following a 57-year association with the Institute.

The name change was the first for the facility since it was named Hugh Inman Grant Field in 1914 after a gift from John W. Grant, a member of the Tech Board of Trustees and a well-known Atlanta merchant.

The Grant family did not give the land on which Grant Field is built. However, they did give the initial \$15,000 used in 1913 to build the first permanent concrete stands on the west side of the field. In gratitude for the gift, the Board of Trustees named the field Hugh Inman Grant Field in memory of Grant's deceased son.

The students who built Grant Field more than 100 years ago wouldn't recognize the home of Georgia

Tech football if they saw it now. Not only has the skyline around the stadium changed dramatically, but the facility has steadily grown and improved during its rich history.

Tech actually began playing football on this site in 1905, but in 1913, the original concrete West Stands were largely built by Tech students and seated 5,600. The concrete East Stands were completed in time for the 1924 season. A year later, the South Stands were finished, bringing the seating capacity to approximately 30,000.

In 1947, the West Stands were rebuilt, which raised the capacity to 40,000, and a new press box was added. The North Stands were erected in 1958 to bring the seating to 44,105. A second deck was added to the East side in 1962, increasing capacity to 53,300. The facility was expanded again in 1967, when the West Stands were double-decked to bring capacity to 58,121. That project also included new press and photo levels, including an elevator.

Following the 1985 season, the historic South Stands, which formed the familiar U-shape on North Avenue, were razed. In their place is the William C. Wardlaw Center, a multi-purpose facility for Georgia Tech's athletic and academic departments that was opened in 1988. Seating capacity was reduced to 46,000.

A major renovation was completed prior to the 1992 season with the construction of the Bill Moore Student

BOBBY DODD STADIUM / GRANT FIELD

First Game	Sept. 27, 1913 as Grant Field
Capacity	55,000
All-Time Record	457-190-21 (.699)
Total Games Played	668
Longest Win Streak	23 games (1915-19)
Longest Win Streak (since 1950)	17 games (1951-54, 1989-91)
Longest Unbeaten Streak	37 games (1914-19)
Longest Unbeaten Streak (since 1950)	22 games (1950-54)
Record by Decade:	

DECADE	G	RECORD	PCT
1913-1919	51	44-5-2	.882
1920-1929	74	56-12-6	.797
1930-1939	65	33-28-4	.538
1940-1949	67	51-16-0	.761
1950-1959	63	45-14-4	.746
1960-1969	61	44-16-1	.730
1970-1979	71	47-21-2	.676
1980-1989	62	30-30-2	.500
1990-1999	59	40-19-0	.678
2000-2009	63	44-19-0	.698
2010-	33	23-10-0	.697

NATION'S OLDEST FOOTBALL STADIUMS (FBS ONLY)

Georgia Tech	Bobby Dodd Stadium at Grant Field	1913
Mississippi State	Scott Field	1915
Cincinnati	Nippert Stadium	1916
Wisconsin	Camp Randall	1917
Washington	Husky Stadium	1920

NATION'S OLDEST FOOTBALL STADIUMS (ALL)

Penn	Franklin Field	1895
Harvard	Harvard Stadium	1903
Georgia Tech	Bobby Dodd Stadium at Grant Field	1913
Yale	Yale Bowl	1914
Mississippi State	Scott Field	1915

MILESTONE GAMES

First Game	Sept. 27, 1913	Ft. McPherson	W	19-0
First Game vs. Georgia	Nov. 15, 1913	Georgia	L	0-14
First Win vs. Georgia	Nov. 13, 1914	Georgia	W	7-0
First Thanksgiving Day Game	Nov. 27, 1913	Clemson	W	34-0
First Game Under Coach Alexander	Sept. 25, 1920	Wake Forest	W	44-0
100th Win	Nov. 28, 1929	Auburn	W	19-16
First SEC Game	Oct. 14, 1933	Auburn	W	16-6
First Night Game	Sept. 26, 1936	Presbyterian	W	55-0
First Game vs. Ranked Opponent	Nov. 7, 1936	Auburn (#20)	L	12-13
First Game Under Coach Dodd	Oct. 6, 1945	Notre Dame	L	7-40
First Win Under Coach Dodd	Oct. 13, 1945	Howard (now Samford)	W	43-0
First Televised Game	Oct. 2, 1948	Tulane	W	13-7
200th Win	Nov. 8, 1952	Army	W	45-6
First Game Televised By NBC	Sept. 17, 1955	Miami	W	14-6
First Game As An Independent	Sept. 19, 1964	Vanderbilt	W	14-2
Last Game Under Coach Dodd	Nov. 12, 1966	Penn State	W	21-0
300th Win	Sept. 20, 1975	Miami	W	38-23
First ACC Game	Nov. 3, 1979	Duke	W	24-14
First Game Televised By TBS	Nov. 3, 1983	Virginia	W	31-27
First Game Televised By ESPN	Sept. 29, 1984	Clemson	W	28-21
First Game Televised By Raycom	Oct. 6, 1984	NC State	L	22-27
First Game Televised By CBS	Oct. 19, 1985	Auburn	L	14-17
First ESPN Thursday Night Game	Sept. 19, 1991	Virginia	W	24-21
400th Win	Aug. 31, 2002	Vanderbilt	W	45-3
First Game Under Coach Johnson	Aug. 28, 2008	Jacksonville State	W	41-14

BOBBY DODD STADIUM AT HISTORIC GRANT FIELD

Success Center behind the West Stands, as well as the addition of 32 executive suites, the renovation of the President's Box and press level and the addition of the Roy Richards Festival concourse area under the West Stands.

Natural grass returned to Grant Field in 1995 after 24 seasons with artificial turf. The field was originally surfaced with AstroTurf in 1971 and resurfaced in 1979, and then new artificial All-Pro Turf was installed in 1988.

The venerable stadium added another chapter to its storied history with a new look and an expanded capacity in 2003 when a two-year expansion and renovation raised capacity to 55,000 seats and added numerous amenities. The \$75 million endeavor included the expansion and renovation of Bobby Dodd Stadium/Grant Field and the rebuilt Russ Chandler Stadium, Tech's 4,157-seat baseball facility.

The focal point of the project was the north end zone structure, which seats 15,678 in two levels and also includes 10 luxury suites and the Howard Ector Letterwinners Lounge. The complex also features the 7,000-square foot Kim King Football Locker Room, a 3,300-square foot players' lounge, the Jones Media Room, and coaches' offices that overlook Grant Field.

In addition to the rebuilt seating area, the lower east structure features 20 executive suites as well as 2,040 chair-backed club seats between the 25-yard lines and a private air-conditioned lounge for those patrons.

At the south end of Bobby Dodd Stadium, 2,970 seats were added in front of the Wardlaw Building, providing seating in the south end zone for the first time since 1985. The south end zone seating and the lower levels of the east and north stands form a three-sided bowl.

Construction began following the 2001 season, with the first phase completed for the 2002 season, when capacity was 43,719. The first phase saw the completion of the lower bowl seating in the south, east and north areas of the stadium.

A new natural grass playing surface and drainage system was installed, and the field was shifted approximately 30 feet to the north and 15 feet to the west. Program management was provided by Carter/Turner, a joint venture of Carter & Associates and Turner Construction, while HOK Sport was the project's architect.

Bobby Dodd Stadium/Grant Field is located at the heart of the Georgia Tech campus on Techwood Drive, bordered by North Avenue on the south and Bobby Dodd Way on the north.

Tech has hosted numerous crowds which have exceeded capacity, the largest of which was the 60,316 spectators for the Georgia game in 1973.

Georgia Tech continues to make improvements to the facility on a yearly basis. A new, larger video board and ribbon boards were installed just in time for the start of the 2009 season. Renovations were also done in 2009 on the Festival level of the west side and throughout the stadium.

In the 101 autumns since Grant Field was erected, legends from Clint Castleberry to George Morris to Joe Hamilton to Calvin Johnson have played here, and Paul Johnson joins coaching giants such as John Heisman and Bobby Dodd in patrolling the Grant Field sideline.

YEARLY HOME ATTENDANCE

YEAR	G	W-L-T	AVERAGE	YEAR	G	W-L-T	AVERAGE
1949	7	6-1-0	32,500	1982	5	3-2-0	36,687
1950	7	3-4-0	27,858	1983	6	2-4-0	36,817
1951	7	6-0-1	29,858	1984	6	4-2-0	43,381
1952	8	8-0-0	31,748	1985	7	5-2-0	40,210
1953	6	6-0-0	35,750	1986	6	4-1-1	32,200
1954	7	5-2-0	34,286	1987	6	2-4-0	34,899
1955	7	5-1-1	37,250	1988	6	3-3-0	36,180
1956	5	4-1-0	39,600	1989	7	6-1-0	34,352
1957	6	2-2-2	39,834	1990	6	6-0-0	42,014
1958	6	4-1-1	42,883	1991	6	5-1-0	42,327
1959	5	2-3-0	43,940	1992	6	4-2-0	43,178
1960	5	4-1-0	43,492	1993	6	3-3-0	41,354
1961	5	5-0-0	44,986	1994	6	1-5-0	40,751
1962	6	4-1-1	49,375	1995	6	4-2-0	41,237
1963	6	5-1-0	46,522	1996	6	4-2-0	44,855
1964	7	5-2-0	48,062	1997	5	3-2-0	43,176
1965	7	5-2-0	47,375	1998	6	4-2-0	40,471
1966	7	7-0-0	44,578	1999	6	6-0-0	45,737
1967	6	3-3-0	56,386	2000	6	5-1-0	42,671
1968	6	3-3-0	47,213	2001	6	3-3-0	41,686
1969	7	4-3-0	48,059	2002	6	4-2-0	43,156
1970	7	6-1-0	48,250	2003	6	4-2-0	52,862
1971	8	5-3-0	50,038	2004	6	3-3-0	46,817
1972	7	5-1-1	45,029	2005	6	4-2-0	51,607
1973	7	4-3-0	51,583	2006	7	6-1-0	50,617
1974	7	5-2-0	40,472	2007	7	4-3-0	50,279
1975	8	6-2-0	43,475	2008	7	6-1-0	47,489
1976	7	3-3-1	43,047	2009	6	5-1-0	51,584
1977	7	4-3-0	44,836	2010	6	4-2-0	46,449
1978	7	5-2-0	34,200	2011	7	5-2-0	48,232
1979	7	4-3-0	36,374	2012	7	4-3-0	43,955
1980	6	1-4-1	34,555	2013	7	5-2-0	49,077
1981	6	0-6-0	38,456	2014	6	5-1-0	48,519

Four national title teams and 15 conference champions have showcased their skills on the Flats, and Grant Field was the site of one of the most famous games ever played, Tech's 222-0 win over Cumberland in 1916.

Today's Bobby Dodd Stadium seats 55,000 fans in a modern, comfortable facility that embraces the tradition that has made Tech's venerable stadium a cornerstone of college football for a century.

Not only has historic Grant Field been the site of legendary football games, the facility has also hosted major special events. In 1935, a standing-room only crowd of more than 50,000 packed Historic Grant Field to listen to a speech from Franklin Delano Roosevelt. Nelson Mandela gave a speech in the stadium in 1990 after being released from prison. In June 2015, Bobby Dodd Stadium hosted The Rolling Stones during their ZIP CODE Tour. It was the Stones' second concert at Bobby Dodd Stadium (1989). Other artists to perform at Bobby Dodd Stadium include Yes (1974), Bob Seger & the Silver Bullet Band (1977), Heart (1977), Cheap Trick (1977), Foreigner (1977), The Doobie Brothers (1978), Aerosmith (1979), Simon & Garfunkel (1983), New Kids On The Block (1990), and Jimmy Buffett (1993).

LARGEST CROWDS

HOME

	ATT	OPPONENT, YEAR
1.	60,316	Georgia, 1973
2.	60,204	Auburn, 1971
3.	60,124	Georgia, 1971
4.	60,106	Georgia, 1969
5.	60,104	Georgia, 1977
6.	60,024	Notre Dame, 1967

ROAD

	ATT	OPPONENT, YEAR
1.	94,768	at Tennessee, 1983
2.	94,575	at Tennessee, 1985
3.	94,478	at Tennessee, 1981
4.	93,011	at Tennessee, 1987
5.	92,746	at Georgia, 2004
	92,746	at Georgia, 2006
	92,746	at Georgia, 2008
	92,746	at Georgia, 2010
	92,746	at Georgia, 2012
	92,746	at Georgia, 2014

BOWL GAME

82,000 – Ole Miss, 1953 Sugar Bowl

NEUTRAL SITE

77,409 – vs. Penn State, 1991

QUICK FACTS

INSTITUTE INFORMATION

Name	Georgia Institute of Technology (Georgia Tech)
	<i>We are the Georgia Institute of Technology or Georgia Tech. We are not Georgia Tech University.</i>
Location	Atlanta, Ga. 30332
Founded	1885
Enrollment	21,000
Nicknames	Yellow Jackets, Rambling Wreck
Colors	Old Gold and White
Conference	ACC (Coastal Division)
President	Dr. G.P. "Bud" Peterson (Kansas State, 1977)
Director of Athletics	Mike Bobinski (Notre Dame, 1979)
Stadium	Bobby Dodd Stadium at Historic Grant Field
Surface	Natural Grass
Capacity	55,000
Basic Offense	Spread Option
Basic Defense	4-2-5

ATHLETICS ADMINISTRATION

Director of Athletics	Mike Bobinski (Notre Dame, 1979)
Deputy AD	Brett Daniels
Senior Associate AD / Operations	John David Wicker
Senior Associate AD / Development	Jack Thompson
Associate AD / Compliance	Shoshanna Engel
Associate AD / Development	Jim Hall
Associate AD / Finance & Administration	Marvin Lewis
Associate AD / Student Services	Phyllis LaBaw
Associate AD / Sales & Fan Experience	Rick Thorpe
Associate AD / SWA	Theresa Wenzel
Assistant AD / Communications & PR	Chris Yandle
Assistant AD / Special Projects	Doug Allvine

FOOTBALL HISTORY

First Year of Football	1892
Number of Seasons	121
All-Time Record	712-477-43
All-Time Record at Bobby Dodd Stadium	457-190-21
Bowl Appearances	43 (24-19)
Consecutive Bowl Appearances	18
First Year Competed for ACC Title	1983
National Championships	4 (1917, 1927, 1952, 1990)
ACC Championships	2 (1998, 1990) (2009 vacated)

COACHING STAFF

Head Coach	Paul Johnson (Western Carolina, 1979)
Record at Georgia Tech	58-35 (7 seasons)
Career Record	165-74 (18 seasons)
Quarterbacks / B-Backs	Bryan Cook
Linebackers / Recruiting Coordinator	Andy McCollum
A-Backs	Lamar Owens
Defensive Line	Mike Pelton
Wide Receivers	Al "Buzz" Preston
Defensive Coordinator	Ted Roof
Special Teams Coordinator / Offensive Line	Ray Rychleski
Offensive Line	Mike Sewak
Secondary	Joe Speed
Graduate Assistant Coach	Blake DeBartola
Graduate Assistant Coach	Rick Lyster
Graduate Assistant Coach	Kevin Reddy
Graduate Assistant Coach	Steven Sylvester

SUPPORT STAFF

Director of Football Operations	Mike Huff
Assistant Director of Football Operations	Pete Hurt
Director of Player Personnel	Andy Lutz
Assistant Director of Player Personnel	Saeed Khalif
Assistant Director of Player Personnel	Brad Waggoner
Recruiting Assistant	Joe Hamilton
Staff Assistant	Tim McGrath
Director of Player Development	John Sisk
Assistant Director of Player Development	Zach Reed
Assistant Director of Player Development	Ben Sowders
Assistant Director of Player Development	Curtis Turner
Director of Sports Medicine	Jay Shoop
Assistant Athletic Trainer	Mark Smith
Equipment Manager	Tom Conner
Assistant Equipment Manager	Punt Windham
Director of Video Operations	Todd McCarthy
Administrative Coordinator	Teri Anton
Administrative Coordinator	Courtney Bowen

COMMUNICATIONS & PUBLIC RELATIONS

Assistant Athletic Director (Primary Contact)	Chris Yandle
Cell	404-702-7886
Email	cyandle@athletics.gatech.edu
Twitter	@ChrisYandle
Assistant Director (Secondary)	Mike DeGeorge
Cell	404-263-9478
Email	mdegeorge@athletics.gatech.edu
Twitter	@MikeDeGeorge
Assistant Director (Tertiary)	Brittany McCormick
Cell	908-839-7274
Email	bmcormick@athletics.gatech.edu
Twitter	@Britt_McCormick
Web	www.RamblinWreck.com

Mailing Address

Georgia Tech Athletic Association
150 Bobby Dodd Way NW
Atlanta, GA 30332-0455

STUDENT-ATHLETE PROFILES

2015 Alphabetical & Numerical Roster _____ **10-11**

2015 Preseason Depth Chart _____ **12**

Student-Athlete Profiles _____ **13-42**

2015 PRESEASON FALL ROSTER

ALPHABETICAL		
NO	NAME	POS
82A	Aasen, Grant	P
9	Alexander, Victor	LB
48	Alford, Chase	LB
24	Allen, Marcus	BB
21A	Allen, Zach	DB
57	Anderson, Niko	OL
17	Austin, Lance	DB
20	Austin, Lawrence	DB
89	Barton, Bennett	WR
76	Beard, Davis	OL
39A	Braswell, Ryan	BB
78	Braun, Trey	OL
73	Brown, Gary	OL
70	Byan, Will	OL
58	Burden, Freddie	OL
87	Butker, Harrison	K
18	Byerly, Tim	QB
57A	Cain, Austin	LB
10	Campbell, Christian	QB
54	Cerge-Henderson, Kyle	DL
53	Chamberlain, Bryan	OL
43	Cooksey, Tyler	LB
31	Cottrell, Nate	AB
39	Curry, David	LB
53A	Dandaneau, Chris	LB
22A	Davis, Melvin	DB
40	Davis, P.J.	LB
80A	Davis, Shawn	K
71	Devine, Shamire	OL
45	Dotson, Meiko	DB
8	Durham, Step	DB
42	Freeman, KeShun	DE
79	Fromayan, Eason	OL
91	Gamble, Patrick	DL
97	Glanton, Brentavious	DL
4	Golden, Jamal	DB
96	Gotsis, Adam	DL
15	Gray, A.J.	DB
46	Green, J.J.	AB
72	Griffin, Chris	OL
14	Griffin, Corey	DB
27	Griffin, Lynn	DB
33	Hankins, Beau	LB
38A	Hinojosa, Roberto	AB
88	Howell, Harland	WR
66A	Hunt, Cheyenne	OL
32	Hunt-Days, Jabari	DL
62	Ivemeyer, Bailey	OL
25	Jackson, Tre'	LB
36	Jarrett, Omahri	AB
81	Jeune, Ricky	WR
75	Joe, Errin	OL
47	Johnson, Jalen	DB
11	Jordan, Matthew	QB
44	Kagawa, Shaun	DB
92	Kallon, Francis	DL
65	Klock, Trey	OL
37	Lands-Davis, Mikell	BB
30	Leggett, C.J.	BB
52	Terrell Lewis, Terrell	DL
49	Clinton Lynch, Clinton	AB
35	Marcordes, Tyler	LB
50	Marshall, Andrew	OL
34	Marshall, Marcus	BB
16	Marshall, TaQuon	AB
12A	Martenson, Chase	QB
61	Martinez, Caleb	OL
13	Marvin, John	DB

NUMERICAL ROSTER							
NO	NAME	POS	HT	WT	CL.	HOMETOWN / HIGH SCHOOL (PREVIOUS SCHOOL)	
1	Qua Searcy	AB	5-11	167	RFr.	Barnesville, Ga. / Lamar County HS	
3	Isiah Willis	AB	5-9	193	RJr.	Marietta, Ga. / Lassiter HS	
4	Jamal Golden	DB	6-0	193	RSr.	Wetumpka, Ala. / Wetumpka HS	
4A	Brady Swilling	BB	6-2	213	RSo.	Chatsworth, Ga. / North Murray HS	
5	Justin Thomas	QB	5-11	189	RJr.	Prattville, Ala. / Prattville HS	
6	Chris Milton	DB	5-11	190	RSr.	Folkston, Ga. / Charlton County HS	
7	Patrick Skov	BB	6-1	235	Sr.	Guadalajara, Mexico / Lawrenceville [N.J.] School (Stanford)	
8	Step Durham	DB	5-11	188	So.	Jacksonville, Fla. / Atlantic Coast HS	
9	Victor Alexander	LB	5-10	220	Fr.	Jacksonville, Fla. / Trinity Christian School	
10	Christian Campbell	QB	6-2	195	Fr.	Ponchatoula, La. / Ponchatoula HS	
11	Matthew Jordan	QB	6-2	200	RFr.	Jackson, Ala. / Jackson HS	
12	Demond Smith	DB	6-0	191	RSr.	Monroe, Ga. / Monroe Area HS	
12A	Chase Martenson	QB	6-2	201	RFr.	Dunwoody, Ga. / Marist School	
13	John Marvin	DB	6-1	193	RSo.	Ft. Walton Beach, Fla. / Ft. Walton Beach HS	
14	Corey Griffin	DB	6-2	194	RSo.	Tyrone, Ga. / Sandy Creek HS	
15	A.J. Gray	DB	6-1	196	Fr.	Sandersville, Ga. / Washington County HS	
15A	Denis Onwualu	AB	5-8	180	RSr.	Alpharetta, Ga. / Northview HS	
16	TaQuon Marshall	AB	5-10	175	Fr.	Hamilton, Ga. / Harris County HS	
17	Lance Austin	DB	5-10	187	So.	Barnesville, Ga. / Lamar County HS	
18	Tim Byerly	QB	6-0	212	RSr.	Alpharetta, Ga. / Chatahoochee HS (Middle Tennessee)	
18A	Zach Matthews	LB	6-2	180	RFr.	Suwanee, Ga. / Lambert HS	
20	Lawrence Austin	DB	5-9	184	So.	Barnesville, Ga. / Lamar County HS	
21	Quaide Weimerskirch	BB	6-0	205	Fr.	Pace, Fla. / Pace HS	
21A	Zach Allen	DB	5-9	179	RJr.	Roswell, Ga. / Roswell HS	
22	Broderick Snoddy	AB	5-9	190	RSr.	Carrollton, Ga. / Carrollton HS	
22A	Melvin Davis	DB	6-0	194	RFr.	Madison, Ga. / Morgan County HS	
23	Domonique Noble	LB	6-2	214	RSr.	Mount Ulla, N.C. / West Rowan HS	
24	Marcus Allen	BB	6-2	225	RJr.	Hilliard, Fla. / Hilliard Middle-Senior HS	
25	Tre' Jackson	LB	5-10	225	RFr.	Valdosta, Ga. / Lowndes HS	
26	Dante Wigley	DB	6-1	183	Fr.	Carrollton, Ga. / Carrollton HS	
27	Lynn Griffin	DB	6-0	199	RJr.	Jacksonville, Fla. / Trinity Christian HS	
28	D.J. White	DB	5-11	188	Sr.	McDonough, Ga. / Union Grove HS	
29	Austin McClellan	AB	5-9	186	RJr.	Wildwood, Fla. / Trinity Catholic HS	
29A	Josh Selembo	DB	6-3	179	RFr.	Roswell, Ga. / Roswell HS	
30	C.J. Leggett	BB	5-10	207	RFr.	Suwanee, Ga. / North Gwinnett HS	
31	Nate Cottrell	AB	5-11	185	Fr.	Knoxville, Tenn. / Knoxville West HS	
32	Jabari Hunt-Days	DL	6-3	261	RSr.	Marietta, Ga. / Hillgrove HS	
32A	Chris Turner	AB	6-0	190	Fr.	Milton, Ga. / Milton HS	
33	Beau Hankins	LB	6-1	231	RJr.	Birmingham, Ala. / Jackson-Olin HS	
33A	Jalen Saunders	WR	6-1	188	RSo.	Augusta, Ga. / Evans HS	
34	Marcus Marshall	BB	5-10	200	Fr.	Raleigh, N.C. / Millbrook HS	
35	Tyler Marcordes	LB	6-4	235	RSr.	Normal, Ill. / Normal Community West HS	
36	Omahri Jarrett	AB	5-10	168	Fr.	Douglasville, Ga. / New Manchester HS	
36A	Tyler Teknipp	DB	5-10	190	RJr.	McDonough, Ga. / Eagle's Landing HS	
37	Mikell Lands-Davis	BB	5-11	205	Fr.	Douglasville, Ga. / Alexander HS	
38	Dorian Walker	WR/DB	6-0	175	Fr.	Kennesaw, Ga. / Mt. Paran Christian School	
38A	Roberto Hinojosa	AB	5-10	179	RSr.	Suwanee, Ga. / North Gwinnett HS (North Florida)	
39	David Curry	LB	6-2	207	Fr.	Buford, Ga. / Buford HS	
39A	Ryan Braswell	BB	5-11	211	RSo.	Atlanta, Ga. / St. Pius X	
40	P.J. Davis	LB	5-11	218	Jr.	Cairo, Ga. / Cairo HS	
41	Rod Rook-Chungong	DE	6-3	243	RJr.	Silver Spring, Md. / Good Counsel HS	
42	KeShun Freeman	DE	6-1	236	So.	LaGrange, Ga. / Callaway HS	
43	Tyler Cooksey	LB	6-3	220	Fr.	Suwanee, Ga. / Greater Atlanta Christian School	
44	Shaun Kagawa	DB	5-11	202	So.	Hilo, Hawai'i / Kamehameha HS	
45	Meiko Dotson	DB	5-10	185	Fr.	Daytona Beach, Fla. / Mainland HS	
46	J.J. Green	AB	5-9	185	Jr.	Kingsland, Ga. / Camden County HS (Georgia)	
47	Jalen Johnson	DB	6-3	200	RFr.	Oneonta, Ala. / Oneonta HS	
48	Chase Alford	LB	6-1	234	Jr.	Conyers, Ga. / Heritage HS	
49	Clinton Lynch	AB	6-0	181	RFr.	Norcross, Ga. / Norcross HS	
50	Andrew Marshall	OL	6-4	270	So.	Cumming, Ga. / West Forsyth HS	
51	Brant Mitchell	LB	6-2	240	Fr.	Knoxville, Tenn. / Webb School	
52	Terrell Lewis	LB	6-2	227	So.	Ocoee, Fla. / Ocoee HS	
53	Bryan Chamberlain	OL	6-4	295	RSr.	Albany, Ga. / Monroe HS	
53A	Chris Dandaneau	LB	6-3	215	Fr.	Jesup, Ga. / Wayne County HS	
54	Kyle Cerge-Henderson	DL	6-1	280	Fr.	Tampa, Fla. / Plant HS	
55	Sean Tobin	LS	6-3	219	RSr.	Holmdel, N.J. / Saint John Vianney HS	
56	Trevor Stroebel	LS	6-4	218	Jr.	Saukville, Wis. / Cedarburg HS	

2015 PRESEASON FALL ROSTER

NUMERICAL ROSTER

NO	NAME	POS	HT	WT	CL.	HOMETOWN / HIGH SCHOOL (PREVIOUS SCHOOL)
57	Niko Anderson	OL	6-3	277	RSo.	Macon, Ga. / Mount De Sales Academy
57A	Austin Cain	LB	6-0	220	Fr.	Albany, Ga. / Deerfield-Windsor HS
58	Freddie Burden	OL	6-3	302	RJr.	Statesboro, Ga. / Statesboro HS
59	Scott Morgan	DL	6-5	275	Fr.	Woodstock, Ga. / Etowah HS
59A	Trey Smith	OL	6-4	255	RFr.	Marietta, Ga. / Hillgrove HS
60	Brad Morgan	OL	6-5	266	Fr.	Woodstock, Ga. / Etowah HS
61	Caleb Martinez	OL	6-2	260	Fr.	Fayetteville, Ga. / Whitewater HS
61A	Casey Wilson	LS	6-2	202	RFr.	Tucker, Ga. / Saint Pius X
62	Bailey Ivermeyer	OL	6-1	280	Fr.	Snellville, Ga. / Brookwood HS
63	Rusty Scott	LB	6-3	211	RSr.	Lincolnton, Ga. / Lincoln County HS
64	Jake Whitley	OL	6-4	288	RFr.	North Augusta, S.C. / North Augusta HS
65	Trey Klock	OL	6-4	273	RFr.	Hummelstown, Pa. / Lower Dauphin HS
66	Mitchell Williams	OL	6-2	236	RSo.	Alpharetta, Ga. / Milton HS
66A	Cheyenne Hunt	OL	6-0	245	RFr.	Springfield, Ga. / Effingham County HS
67	Jake Stickler	OL	6-5	261	RFr.	Bradenton, Fla. / Manatee HS
68	Michael Muns	OL	6-4	271	RJr.	Swainsboro, Ga. / Swainsboro HS
69	Nick Williams	DL	6-2	280	Fr.	Johns Creek, Ga. / Chattahoochee HS
70	Will Bryan	OL	6-4	285	Fr.	Lavonia, Ga. / Franklin County HS
71	Shamire Devine	OL	6-7	365	RSo.	Atlanta, Ga. / Tri-Cities HS
72	Chris Griffin	OL	6-6	284	RSo.	Panacea, Fla. / Wakulla HS
73	Gary Brown	OL	6-3	288	RFr.	Tampa, Fla. / Alonso HS
74	Tim Seager	OL	6-2	293	RSr.	Blacksburg, Va. / Blacksburg HS
75	Errin Joe	OL	6-3	313	RSr.	Lakeland, Fla. / Lake Gibson HS
76	Davis Beard	OL	6-4	267	Fr.	Katy, Texas / Seven Lakes HS
77	Matt Pruitt	OL	6-3	300	Fr.	Gainesville, Ga. / Chestatee HS
78	Trey Braun	OL	6-5	294	RSr.	Tallahassee, Fla. / Leon HS
79	Eason Fromayan	OL	6-4	290	RSo.	Alpharetta, Ga. / Milton HS (TCU)
80	Brandon Oliver	WR	5-11	208	RSr.	Douglasville, Ga. / Lithia Springs HS
80A	Shawn Davis	K	6-2	200	Fr.	McDonough, Ga. / Union Grove HS
81	Ricky Jeune	WR	6-3	214	RSo.	Spring Valley, N.Y. / Saint Joseph Regional (N.J.) HS
82	Christian Philpott	WR	6-3	203	Fr.	Tallahassee, Fla. / North Florida Christian School
82A	Grant Aasen	P	6-2	190	RJr.	Fayetteville, Ga. / Starr's Mill HS
83	Brad Stewart	WR	6-1	190	Fr.	Savannah, Ga. / Benedictine Military School
84	Micheal Summers	WR	6-1	196	RJr.	Statesboro, Ga. / Statesboro HS
85	Ryan Rodwell	P	6-2	188	RJr.	DeLand, Fla. / DeLand HS
86	Antonio Messick	WR	6-3	195	RSo.	Fayetteville, Ga. / Fayette County HS
87	Harrison Butker	K	6-3	202	Jr.	Decatur, Ga. / Westminster HS
88	Harland Howell	WR	6-3	200	Fr.	Marietta, Ga. / Wheeler HS
89	Bennett Barton	WR	6-1	202	RSo.	Roswell, Ga. / Roswell HS
90	Kenderius Whitehead	DE	6-5	209	RJr.	Milledgeville, Ga. / Martin Luther King HS (Georgia Military College)
91	Patrick Gamble	DL	6-5	286	RJr.	Carrollton, Ga. / Central Carroll HS
92	Francis Kallon	DL	6-5	296	RJr.	Lawrenceville, Ga. / Central Gwinnett HS
93	Antonio Simmons	DL	6-3	228	So.	Jacksonville, Fla. / University Christian School
94	Anree Saint-Amour	DE	6-3	236	Fr.	Suwanee, Ga. / North Gwinnett HS
95	Tyler Merriweather	DE	6-3	231	So.	Demopolis, Ala. / Demopolis HS
96	Adam Gotsis	DL	6-5	282	Sr.	Abbotsford, Australia / Kew HS
97	Brentavious Glanton	DL	6-2	280	Fr.	Albany, Ga. / Monroe Comprehensive HS
98	Trent Sellers	DL	6-4	230	Fr.	Tyrone, Ga. / Sandy Creek HS
99	Tyler Stargel	DE	6-3	246	RJr.	Orange Beach, Ala. / Gulf Shores HS

ALPHABETICAL

NO	NAME	POS
18A	Matthews, Zach	LB
29	McClellan, Austin	AB
95	Merriweather, Tyler	DE
86	Messick, Antonio	WR
6	Milton, Chris	DB
51	Mitchell, Brant	LB
60	Morgan, Brad	OL
59	Morgan, Scott	DL
68	Muns, Michael	OL
23	Noble, Domonique	LB
80	Oliver, Brandon	WR
15A	Onwualu, Denis	AB
82	Philpott, Christian	WR
77	Pruitt, Matt	OL
85	Rodwell, Ryan	P
41	Rook-Chungong, Rod	DE
94	Saint-Amour, Anree	DE
33A	Saunders, Jalen	WR
63	Scott, Rusty	LB
74	Seager, Tim	OL
1	Searcy, Qua	AB
29A	Selemba, Josh	DB
98	Sellers, Trent	DL
93	Simmons, Antonio	DL
7	Skov, Patrick	BB
12	Smith, Demond	DB
59A	Smith, Trey	OL
22	Snoddy, Broderick	AB
99	Stargel, Tyler	DE
83	Stewart, Brad	WR
67	Stickler, Jake	OL
56	Stroebel, Trevor	LS
84	Summers, Micheal	WR
4A	Swilling, Swilling	BB
36A	Teknipp, Tyler	DB
5	Thomas, Justin	QB
55	Tobin, Sean	LS
32A	Turner, Chris	AB
38	Walker, Dorian	DB
21	Weimerskirch, Quaide	BB
28	White, D.J.	DB
90	Whitehead, Kenderius	DE
64	Whitley, Jake	OL
26	Wigley, Dante	DB
66	Williams, Mitchell	OL
69	Williams, Nick	DL
3	Willis, Isiah	AB
61	Wilson, Casey	LS

PLAYERS & STAFF

GEORGIA TECH COACHING & SUPPORT STAFF

Head Coach: Paul Johnson (Western Carolina, 1979), 8th season at Tech

Quarterbacks / B-Backs Coach: Bryan Cook

Linebackers / Recruiting Coordinator: Andy McCollum

A-Backs: Lamar Owens

Defensive Line: Mike Pelton

Wide Receivers: Al "Buzz" Preston

Defensive Coordinator: Ted Roof

Special Teams Coordinator / O-Line: Ray Rychleski

Offensive Line: Mike Sewak

Secondary: Joe Speed

Graduate Assistant Coach: Blake DeBartola

Graduate Assistant Coach: Rick Lyster

Graduate Assistant Coach: Kevin Reddy

Graduate Assistant Coach: Steven Sylvester

Director of Football Operations: Mike Huff

Assistant Director of Football Operations: Pete Hurt

Director of Player Personnel: Andy Lutz

Assistant Director of Player Personnel: Saeed Khalif

Assistant Director of Player Personnel: Brad Waggoner

Recruiting Assistant: Joe Hamilton

Staff Assistant: Tim McGrath

Director of Player Development: John Sisk

Assistant Director of Player Development: Zach Reed

Assistant Director of Player Development: Ben Sowders

Assistant Director of Player Development: Curtis Turner

Director of Sports Medicine: Jay Shoop

Assistant Athletic Trainer: Mark Smith

Equipment Manager: Tom Conner

Assistant Equipment Manager: Punt Windham

Director of Video Operations: Todd McCarthy

Administrative Coordinator: Teri Anton

Administrative Coordinator: Courtney Bowen

POST-SPRING DEPTH CHART

PLAYERS & STAFF

OFFENSE (SPREAD OPTION)						2014 PLAYER NOTABLES
QB	5	JUSTIN THOMAS	5-11	189	R.Jr.	2014 Orange Bowl MVP ... Started all 14 games in 2014 ... Set school record with 1,086 rushing yards by QB
	18	Tim Byerly	6-0	212	RSr.	Sturdy back-up ... Played in six games ... Rushed 45 times for 204 yards with seven touchdowns (second-most on team)
BB	24	MARCUS ALLEN	6-2	225	R.Jr.	Moved back to B-Back during spring drills ... Rushed for 77 yards in Spring Game ... Played linebacker in 2013, 2014
	7	Patrick Skov	6-1	235	RSr.	Signed GIA in May ... Accepted into MBA program, expected to enroll in time for camp ... 4 rushing TD at Stanford in 2014
AB	22	BRODERICK SNODDY	5-9	190	RSr.	Played in 10 games, making three starts before season-ending leg injury vs. Clemson ... Rushed for 283 yards and 3 TD
	49	Clinton Lynch	6-0	181	RFr.	Did not play in 2014, redshirted ... Helped lead Norcross HS to state 6A championship in 2013
AB	45	ISIAH WILLIS	5-9	193	R.Jr.	Saw action in nine games ... Played in final seven games of season, including Orange Bowl ... Rushed twice for 18 yards
	82	Qua Searcy	5-11	167	RFr.	Redshirted, did not play ... Member of scout team ... Originally wide receiver but moved to A-Back last season
WR	84	MICHEAL SUMMERS	6-1	196	R.Jr.	Played in all 14 games, making eight starts ... Seven catches for 45 yards ... 1 of 2 GT players with catch in Orange Bowl
	86	Antonio Messick	6-3	195	RSo.	Saw action in five games ... Caught 16-yard TD pass at NC State
WR	81	RICKY JEUNE	6-3	214	RSo.	Saw action in 12 games in late-game series and on special teams ... Did not record any stats
	80	Brandon Oliver	5-11	208	RSr.	Saw action in five games ... Did not record any stats
LT	53	BRYAN CHAMBERLAIN	6-4	295	RSr.	All-ACC honorable mention ... Started 13 of 14 games ... Part of O-Line that allowed just 0.79 sacks per game (1st in ACC)
	65	Trey Klock	6-4	273	RFr.	Did not play, redshirted ... Member of scout team
LG	78	TREY BRAUN	6-5	294	RSr.	Started all 14 games at left guard ... Part of O-Line that allowed just 0.79 sacks per game (1st in ACC)
	79	Eason Fromayan	6-4	290	RSo.	Played in 13 games, making one start ... Part of O-Line that allowed just 0.79 sacks per game (1st in ACC) ... TCU transfer
C	58	FREDDIE BURDEN	6-3	302	R.Jr.	All-ACC honorable mention ... Started 14 games as center ... Part of O-Line that allowed just 0.79 sacks / game (1st in ACC)
	50	Andrew Marshall	6-4	270	So.	Played in 10 games, including final six ACC games
RG	71	SHAMIRE DEVINE	6-7	365	RSo.	Played in 13 of 14 games ... Part of O-Line that allowed just 0.79 sacks per game (1st in ACC)
	73	Gary Brown	6-3	288	RFr.	2014 Offensive Scout Team Player of the Year ... Did not play, redshirted ... Member of scout team
RT	75	ERRIN JOE	6-3	313	RSr.	Played in 13 games, starting final seven games of season ... Part of O-Line that allowed just 0.79 sacks / game (1st in ACC)
	67	Jake Stickler	6-5	261	RFr.	Did not play, redshirted ... Member of scout team
DEFENSE (MULTIPLE)						2014 PLAYER NOTABLES
DE	42	KeSHUN FREEMAN	6-1	236	So.	Freshman All-American ... Played in all 14 games, making 12 starts ... Led defense with 9.5 tackles for loss and 4.5 sacks
	93	Antonio Simmons	6-3	228	So.	Played in eight games ... Made five tackles ... Career-high four tackles vs. Clemson
DT	96	ADAM GOTSIS	6-5	282	Sr.	All-ACC second team ... Started all 14 games ... Tallied 36 tackles, 6.5 tackles for loss and 3.0 sacks
	32	Jabari Hunt-Days	6-3	290	RSr.	Added 30 pounds since last season ... Expected to make huge impact on D-Line
NT	91	PATRICK GAMBLE	6-5	286	R.Jr.	Played in all 14 games, making four starts ... Had 25 tackles, including 14 solo stops ... Also 1.5 tackles for loss
	92	Francis Kallon	6-5	296	R.Jr.	Played in six games ... Had three tackles ... Did not play football until senior year of HS at Central Gwinnett
DE	41	ROD ROOK-CHUNGONG	6-3	243	R.Jr.	Saw action in 12 games, making six starts ... Had 18 tackles, 2.5 tackles for loss and 1.5 sacks
	90	Kenderius Whitehead	6-5	209	R.Jr.	Expected to provide depth at defensive end ... Played at Georgia Military College in 2013 ... Redshirted at NC State in 2012
SAM	35	TYLER MARCORDES	6-4	235	RSr.	Played in all 14 games, making seven starts ... Recorded 31 tackles with 5.5 tackles for loss and 2.0 sacks
	52	Terrell Lewis	6-2	227	So.	Saw action in 11 games, primarily on special teams
MIKE	33	BEAU HANKINS	6-1	231	R.Jr.	Played in all 14 games ... Posted 11 tackles ... Returned blocked punt 46 yards at Tulane
	48	Chase Alford	6-1	234	Jr.	Played in all 14 games ... Had four tackles, including one stop in 2014 Orange Bowl
WILL	40	P.J. DAVIS	5-11	218	Jr.	Started 13 of 14 games ... All-ACC honorable mention ... Led Jackets with 119 total tackles (82 solo stops)
	23	Domonique Noble	6-2	214	RSr.	Played in 10 games ... Made five solo tackles ... Talented and versatile defender
CB	6	CHRIS MILTON	5-11	190	RSr.	Started all 14 games in 2014 ... Recorded 32 tackles with two interceptions, including pick-six vs. Clemson
	27	Lynn Griffin	6-0	199	R.Jr.	Saw action in 12 games ... Posted five tackles, including four solo stops
SS	12	DEMOND SMITH	6-0	191	RSr.	Athletic defender ... Player in 14 games, making 10 starts in 2014 ... Tallied 73 tackles (54 solo tackles)
	44	Shaun Kagawa	5-11	202	So.	Saw action in all 14 games on special teams
FS	4	JAMAL GOLDEN	6-0	193	RSr.	Third-team All-ACC selection at DB ... 61 tackles in 14 games in 2014 ... Tied for team-lead with four INT
	20	Lawrence Austin	5-9	184	So.	Played in all 14 games in 2014 ... Had 19 tackles ... Twin brother of sophomore DB Lance Austin
CB	28	D.J. WHITE	5-11	188	Sr.	All-ACC honorable mention ... Started all 14 games ... Had 66 tackles and team-best four INT (tied with Golden)
	8	Step Durham	5-11	188	So.	Played in 8 games as true freshman ... Recorded four tackles and one PBU
SPECIAL TEAMS						2014 PLAYER NOTABLES
K	87	HARRISON BUTKER	6-3	202	Jr.	Enters 2015 season ranked fourth on Tech's career list for PATs (118), 5th in career scoring for kickers (181 points)
P	85	RYAN RODWELL	6-2	188	R.Jr.	Played in 14 games ... Punted ACC-low 32 times for 40.2 yards per punt average in 2014
H	85	RYAN RODWELL	6-2	188	R.Jr.	Holder on all PAT and field goal attempts
LS	55	SEAN TOBIN	6-3	219	R.Jr.	Saw action in 13 games as Tech's long snapper ... Graduated in December 2014 with degree in business administration

STUDENT-ATHLETE PROFILES




82 GRANT AASEN

P • R.Jr. • 6-2 • 190
Fayetteville, Ga. (Starr's Mill HS)

2014 (Redshirt Sophomore): Did not play ... Member of scout team ... 2014-15 ACC Honor Roll.

High School: Played four sports at Starr's Mill ... Lettered three years in football at running back, linebacker, and punter ... Lettered three years in lacrosse and one year in wrestling ... Also spent one season as thrower on track & field team ... Named to 2013 All-Southside team in lacrosse ... Helped lead Starr's Mill to 2010 state runner-up finish in football.

Personal: Full name is Grant Raymond Aasen ... Son of Mark and Tina Aasen ... Born March 17, 1995, in Salt Lake City, Utah ... Has one older brother, Davis ... Dad is pilot and played college baseball at Colorado ... Mom is realtor ... Majoring in industrial engineering ... Chose Georgia Tech because of great education and because brother attends Tech.



9 VICTOR ALEXANDER

LB • Fr. • 5-10 • 220
Jacksonville, Fla. (Trinity Christian School)

High School: Lettered four years for head coach Verlon Dorminey ... Led Conquerors to back-to-back Class 3A state titles ... Recorded 74 tackles, 17 for loss and three sacks as senior ... Named first-team All-First Coast and first-team Class 3A All-State ... 2014 All-First Coast Defensive Player of the Year ... 2014 *Florida Times-Union* Super 24 in Jacksonville ... Tallied 70 tackles, 2.5 sacks and 13 tackles for loss as junior ... Earned first-team All-First Coast honors in 2013 ... Registered 82 tackles, two sacks and 14 tackles for loss en route to third-team All-First Coast honors as sophomore.



48 CHASE ALFORD

LB • Jr. • 6-1 • 234
Conyers, Ga. (Heritage HS)

2014 (Sophomore): Played in all 14 games ... Had four tackles ... Recorded two tackles at NC State (Nov. 8) ... Had one tackle at North Carolina (Oct. 18) ... Added one tackle in Orange Bowl win vs. Mississippi State (Dec. 31).

2013 (True Freshman): Saw action in five games - vs. Elon, Syracuse, Pittsburgh, Alabama A&M and Georgia ... Had three tackles, including pair of solo tackles ... Recorded two tackles vs. Alabama A&M (Nov. 23).

High School: Heritage HS ... Played four years of football including two years as team captain ... Played linebacker and tight end for head coach Chad Frazier ... Earned all-region honors in 2011 ... Selected all-district three straight years ... Named Georgia 8AAAAA Defensive Player of the Year ... Named AAAA first team all-state and all-region in both 2011 and 2012 ... Named outstanding performer in Georgia East-West All-Star Game ... Served as president of FCA ... National Honor Society ... Graduated in top 10 of senior class.



24 MARCUS ALLEN

BB • R.Jr. • 6-2 • 225
Hilliard, Fla. (Hilliard Middle-Senior HS)

Moved from LB to B-Back during 2015 spring drills.

2014 (Redshirt Sophomore): Saw action vs. Georgia Southern (Sept. 13), at Tulane (Sept. 6), and vs. Wofford (Aug. 30) ... Did not recorded any stats.

2013 (Redshirt Freshman): Played in two games – vs. Alabama A&M and Ole Miss ... Recorded two tackles, both of them solo tackles, vs. Alabama A&M (Nov. 23).

2012 (True Freshman): Redshirted ... Played on the scout team.

High School: Hilliard Middle-Senior HS ... Played for head coach Paul Whittenburg ... Versatile player on both sides of ball ... Averaged 6.0 tackles per game and rushed for 812 yards and seven TDs as senior ... Averaged 7.06 yards per carry ... Named Hilliard's football most valuable player in 2012 and was MVP of basketball team in 2011 ... Earned honor roll mention every year from sixth to 12th grade ... Presented the MLK Emerging Leader Award ... Didn't play high school football until junior year.

Personal: Full name is Marcus Davion Allen ... Son of David Christopher Allen and Traci Ross ... Born Sept. 7, 1993, in Jacksonville, Fla. ... One of six siblings – Michael, Sheena, Israel, Chris, Brandon, and Cyrena ... Cousins with NFL players Champ Bailey and Boss Bailey ... Made Dean's List in Fall 2012 ... Majoring in chemical and biomolecular engineering.



21 ZACH ALLEN

DB • R.Jr. • 5-9 • 179
Roswell, Ga. (Roswell HS)

2014 (Redshirt Sophomore): Did not play.


2013 (Redshirt Freshman): Saw action in three games – vs. Elon, Syracuse and Alabama A&M ... Recorded two solo tackles and broke up pass in win over Alabama A&M (Nov. 23).

2012 (True Freshman): Did not play, redshirted.


High School: Roswell HS ... Was part of regional championship team in 2009 ... Played in 2011 All-Stars Chamber Bowl.

Personal: Full name is Zachariah Colin Allen ... Born May 6, 1994, in Dayton, Ohio ... Son of Kenneth and Ina Allen ... Has two brothers – Josh and Jordan ... Father played football at Western Carolina (1978-81) ... Brother, Josh, played football at Vanderbilt (2003-08) and other brother, Jordan, played at Jacksonville State (2006-11) ... Enjoys learning new languages ... Can speak Portuguese ... Won National Spanish Exam Gold Award in high school ... Majoring in industrial engineering.

STUDENT-ATHLETE PROFILES

**57**
NIKO ANDERSON**OL • RSo. • 6-3 • 277**
Macon, Ga. (Mount De Sales Academy)**2014 (Redshirt Freshman):** Did not play ... 2014-15 ACC Honor Roll.**2013 (True Freshman):** Redshirted, did not play ... Walk-on joined program in August 2013 ... Member of scout team ... Named to 2013-14 ACC Honor Roll.**High School:** Mount De Sales Academy, 2013 ... As junior, team beat Florida's Bay Hill High School, much larger school, during regular season ... Was president of Spanish National Honor Society ... Served as treasurer of FCA.**Personal:** Born June 20, 1995, in Macon, Ga. ... Full name is Robert Nikolaus Anderson ... Nickname is "Niko" ... Parents are Lars and Annette ... Has one sibling - Maxine ... Grandfather, Andy Anderson, played at Duke from 1947-52 and was drafted to play professionally ... Father, Lars, played at Virginia Tech from 1977-81 ... Chose Georgia Tech because of outstanding academics, ACC football and proximity to home ... Began playing football at age 5 ... Founded own recycling non-profit foundation - "Move Your Glass" - in 2012 ... Majoring in management.**17**
LANCE AUSTIN**DB • So. • 5-10 • 187**
Barnesville, Ga. (Lamar County HS)**2014 (True Freshman):** Played in all 14 games ... Recorded 11 tackles, including seven solo, and broke up one pass ... Tallied three tackles in Orange Bowl win over Mississippi State (Dec. 31) ... Recorded career-high three tackles, including two solo, at NC State (Nov. 8) ... Had one solo tackle vs. Duke (Oct. 11) ... Registered one tackle at Virginia Tech (Sept. 20) ... Recorded one tackle at Tulane (Sept. 6) ... Tallied two tackles and broke up one pass in collegiate debut against Wofford (Aug. 30).**High School:** Played under coach Frank Stephens ... Helped lead LCHS to 14-1 record and runner-up finish in state playoffs as senior ... Played quarterback on offense and in secondary on defense ... Rushed for 1,097 yards and 19 touchdowns, and passed for 827 yards and 12 TDs with just one interception as senior ... Had 44 tackles, eight pass break-ups, three interceptions (one for a TD), two forced fumbles and one fumble recovery ... Also participated on track and wrestling teams.**Personal:** Full name is Lance Anthony Austin ... Parents are Derick and Stephanie Austin ... Derick played football at Georgia Southern ... Siblings are Lawrence and Precious ... Born March 10, 1996, in Statesboro, Ga. ... Began playing football at age 7 ... Chose Georgia Tech because "my family can come see me play with my brother at one of the top institutions in the nation."**CAREER HIGHS****Tackles:** 3, twice - last vs. Mississippi State, Dec. 31, 2014
Pass Break-Ups: 1 vs. Wofford, Aug. 30, 2014**CAREER STATISTICS**

DEFENSIVE										
YEAR	G-GS	UT	AT	TT	TFL-YDS	QBS-YDS	FF/FR	PBU	INT-YDS	
2014	14-0	7	4	11	0.0-0	0.0-0	0/0	1	0-0	
Career	14-0	7	4	11	0.0-0	0.0-0	0/0	1	0-0	

**20**
LAWRENCE AUSTIN**DB • So. • 5-9 • 184**
Barnesville, Ga. (Lamar County HS)**2014 (True Freshman):** Played in all 14 games, making one start at NC State ... Had 19 tackles, including 11 solo, one interception, one pass break-up, and one forced fumble ... Recorded one solo tackle vs. Florida State in ACC Championship Game (Dec. 6) ... Had two solo tackles vs. Clemson (Nov. 15) ... Made career-first start and recorded four tackles and one pass breakup at NC State (Nov. 8) ... Registered career-best five tackles, including four solo, vs. Duke (Oct. 11) ... Recorded three tackles and forced first fumble of career at Virginia Tech (Sept. 20) ... Made one solo tackle vs. Georgia Southern (Sept. 13) ... Had career-first interception and made one tackle at Tulane (Sept. 6) ... Recorded one tackle in collegiate debut in season opener against Wofford (Aug. 30).**High School:** Played under coach Frank Stephens ... Was standout on both sides of ball in high school ... As senior, rushed for 1,348 yards and 19 touchdowns, averaging 9.7 yards per carry... Caught 10 passes for 211 yards and four TDs ... Recorded 69 tackles, seven tackles for loss, four interceptions, two pass break-ups, two forced fumbles, one fumble recovery, and one defensive touchdown ... Also returned kick for TD ... Helped lead Lamar County to 14-1 record and runner-up finish in state championship game ... Also ran track for four years.**Personal:** Full name is Lawrence Alexander Austin ... Parents are Derick and Stephanie Austin ... Derick played football at Georgia Southern ... Born March 10, 1996, in Statesboro, Ga. ... Siblings are Lance and Precious ... Began playing football at age 7 ... Enjoys fishing ... Chose Georgia Tech because "it's one of the top academic institutions in the nation, with one of the top football programs, and because it's close to home."**CAREER HIGHS****Tackles:** 5 vs. Duke, Oct. 11, 2014
Forced Fumbles: 1 at Virginia Tech, Sept. 20, 2014
Pass Break-Ups: 1 at NC State, Nov. 8, 2014
Interceptions: 1 at Tulane, Sept. 6, 2014**CAREER STATISTICS**

DEFENSIVE										
YEAR	G-GS	UT	AT	TT	TFL-YDS	QBS-YDS	FF/FR	PBU	INT-YDS	
2014	14-1	11	8	19	0.0-0	0.0-0	1/0	1	1-0	
Career	14-1	11	8	19	0.0-0	0.0-0	1/0	1	1-0	

**89**
BENNETT BARTON**WR • RSo. • 6-1 • 202**
Roswell, Ga. (Roswell HS)**2014 (Redshirt Freshman):** Saw action at Tulane (Sept. 6), did not record any stats ... 2014-15 ACC Honor Roll.**2013 (True Freshman):** Did not play, redshirted.**High School:** Roswell HS, 2013 ... Earned three varsity letters ... Played wide receiver, kicker, and safety for coach Justin Sanderson ... Also played basketball and baseball, and ran track ... Was on 2010 football team that won regional title ... Earned all-region and all-county honors ... Winner of National Football Foundation Scholarship ... Played in North Forsyth/North Fulton All-Star Game ... Set school single-game record with 248 receiving yards in 2013 ... Ranks second in Roswell record books for career receiving yards behind only former Yellow Jacket Chris Reis.

STUDENT-ATHLETE PROFILES

Personal: Full name is Bennett Ernest Barton ... Parents are Hollis and Jena Barton ... Harris played college football at Furman ... Born Dec. 6, 1994, in Marietta, Ga. ... Has four siblings – Joy, Kendall, Josh, and Zach ... Began playing football in 5th grade ... Has helped children with Autism ... Majoring in business management.



76 DAVIS BEARD

OL • Fr. • 6-4 • 267
Louisville, Ky. (Seven Lakes HS)

High School: Was All-District 19-5A performer at Seven Lakes HS ... Was member of Honor Roll and recipient of Citizenship Award.

Personal: Full name is Davis Michael Beard ... Parents are Paul Beard, Melissa Kennedy, and Glenn Kennedy ... Born Sept. 17, 1994 ... Majoring in civil engineering ... Chose Tech because of its "top education, great opportunities, and great athletics".



39 RYAN BRASWELL

BB • RSo. • 5-11 • 211
Atlanta, Ga. (St. Pius X Catholic HS)

2014 (Redshirt Freshman): Did not play ... 2014-15 ACC Honor Roll.

2013 (True Freshman): Did not play, redshirted ... 2013-14 ACC Honor Roll.

High School: St. Pius X Catholic HS, 2013 ... Played four seasons of football and served one year as team captain ... Played for coach Paul Standard ... Played running back and linebacker ... Helped team to state championship game as senior in 2012 ... St. Pius won regional titles in 2009, 2011, and 2012 ... Named first-team all-state ... Named GACA Offensive Player of the Year ... Named all-county and all-region ... Played in DeKalb County All-Star Game ... Broke school record for single-season rushing with 1,605 yards in 2012 ... Scored school-record 30 touchdowns as senior ... Rushed for school-record 283 yards in one game on Oct. 19, 2012 ... Also played four seasons of baseball ... Honor roll student who made Principal's List every semester of high school.

Personal: Full name is Michael Ryan Braswell ... Parents are Mike and Kathleen ... Born Dec. 3, 1994, in Atlanta ... Has three siblings – Chris, Scott and Jack ... father, Mike, graduated from Georgia Tech in 1987... Chose Georgia Tech because of academic reputation, great legacy of football, and proximity to home ... Enjoys fishing ... Began playing football at age 6 ... Majoring in business administration.



78 TREY BRAUN

OL • RSr. • 6-5 • 294
Tallahassee, Fla. (Leon HS)

2014 (Redshirt Junior): Started all 14 games at left guard ... Part of Tech's offensive line that allowed just 0.79 sacks per game (1st in ACC, 2nd nationally) ... Tech ranked first nationally in rushing offense, posting school-record marks for rushing yards (4,789) and rushing yards per game (342.1) ... 2014-15 ACC Honor Roll.

2013 (Redshirt Sophomore): Played in 13 games and started final eight games of season ... Moved into starting spot at left guard after left tackle Ray Beno went down with injury ... Made career-first start at BYU (Oct. 12) ... Instrumental part of

offensive line that allowed just 1.08 sacks per game (1st in ACC, tied for ninth nationally) ... Tech ranked first in ACC and sixth nationally in rushing offense.

2012 (Redshirt Freshman): Saw action in eight games ... Was listed as top back-up at right guard for most of season ... Part of offensive line that helped Yellow Jackets rank fourth nationally in rushing offense ... 2012-13 ACC Honor Roll.

2011 (True Freshman): Redshirted, did not play ... 2011-12 ACC Honor Roll.

High School: Leon HS ... Earned all-state, all-district and all-area honors as senior ... Coached at Leon High School by Bill Ragans ... Recorded 66 tackles (24 solos) as senior ... Added seven tackles for loss, two sacks, and one forced fumble ... Earned four varsity letters in football ... Played guard and tackle on offense, and tackle and end on defense ... Also earned three letters in wrestling and two in track and field ... Was ranked as No. 1 heavyweight wrestler in Florida and finished third in national AAU event ... Posted 75-13 all-time record in wrestling.

Personal: Full name is Michael Albert Braun ... His father, Mike, played at Army in 1980s ... Began playing football in 9th grade ... Parents are Mike and Karen ... Born March 16, 1993 ... Both parents graduated from West Point ... Got married in January 2015 ... Graduated from Georgia Tech in December 2014 with bachelor's degree in mechanical engineering.



73 GARY BROWN

OL • RFr. • 6-3 • 288
Tampa, Fla. (Alonso HS)

2014 (True Freshman): Did not play, redshirted ... Member of scout team ... Named Offensive Scout Team Player of the Year at team's end-of-season banquet ... 2014-15 ACC Honor Roll.

High School: Alonso HS, 2014 ... Played three seasons under coach Brian Emanuel ... Played both tackle and guard as well as nose tackle during career ... Was also on track team for two years (shot put and discus) ... Was school's lineman of year three straight seasons ... Two-time first-team all-county selection ... Named second-team all-state and second team All-Sun Coast ... Selected to play in East-West All-Star Game ... Recorded 72 pancake blocks over final two seasons ... Holds school's all-time dead-lift record of 605 pounds ... Compared by some to former Jackets OL Shaq Mason.

Personal: Full name is Gary Keith Brown II ... Mother is Cerbrenda ... Was born in Waterford, Mich. ... Has one sibling, Nicole ... Uncle, Maize Monroe, played football at Florida A&M ... Majoring in business management ... Chose Georgia Tech because of education and "great business and networking opportunities" ... First played football at age 9, but hated it and stopped playing until freshmen year of high school ... Has been actively involved in volunteer projects ... Biggest thrill in sports so far was going from not being able to lift weights to breaking school record for dead-lifting.



70 WILL BRYAN

OL • Fr. • 6-4 • 285
Lavonia, Ga. (Franklin County HS)

One of four to enroll early in January 2015, participated in spring drills.

High School: Lettered four years in football and one year in track & field at Franklin County HS ... Played left tackle and defensive end ... Threw shot put on track team ... Football team captain as senior ... Named Georgia Class 3A All-State First Team by AP, *Atlanta Journal-Constitution* and Georgia Sports Writers Association as junior and senior ... Named 8-3A All-Region as sophomore and junior, 7-3A All-Region as senior ... Region 7-3A Lineman of the Year ... Played in NUC All-American Game.

PLAYERS & STAFF

STUDENT-ATHLETE PROFILES

Personal: Full name is William George Bryan ... Born April 28, 1996, in Snellville, Ga. ... Son of Mac and Tracy Bryan ... Dad played football at Georgia in 1983-84 ... Has one brother, Justin, who played baseball at Georgia in 2012-13 and was B-Back for Georgia Tech ... Grandmother, Francis Bryan, was elected to Georgia Athletic Directors Hall of Fame in 2011 ... Great-grandfather, Kenneth Bryan Sr., played football at Vanderbilt from 1923-25, team captain in 1925 ... Grandfather, Kenneth Bryan, played football at Kentucky in 1948 and East Tennessee State from 1949-51, team captain in 1951 ... Member of Honor Roll with 4.0 GPA ... Majoring in business administration.



58 FREDDIE BURDEN

OL • R Jr. • 6-3 • 302
Statesboro, Ga. (Statesboro HS)

2014 ALL-ACC, HONORABLE MENTION (ACSMA)

2014 (Redshirt Sophomore): Started all 14 games at center ... Part of Tech's offensive line that allowed just 0.79 sacks per game (1st in ACC, 2nd nationally) ... Tech ranked first nationally in rushing offense, posting school-record marks for rushing yards (4,789) and rushing yards per game (342.1) ... Honorable mention All-ACC by ACSMA.

2013 (Redshirt Freshman): Did not play ... Sat out season to recover from knee injury.

2012 (True Freshman): Redshirted, did not play ... Named Scout Team Offensive Player of the Year.

High School: Statesboro HS ... Played for head coach Steve Pennington ... Was tight end in high school ... Rated three stars by Rivals ... Statesboro finished 10-1 overall and 6-0 in league ... Statesboro won Region 2-AAAA title in 2010 and 2011 ... Two-time All-Region pick and named to *Atlanta Journal-Constitution* All-State First Team in 2011.

Personal: Full name is Freddie Hamilton Burden ... Born July 8, 1994 ... Son of Willie and Velma Burden ... Has one brother, Willie Jr. ... Lifelong friends and high school teammates with current Tech teammate Micheal Summers ... Father, Willie, was running back at NC State in mid-1970s and played in CFL for Calgary Stampeders ... Was CFL Most Outstanding Player in 1975 ... "Tech is one of the best combinations of college football and education you can get," Burden said ... Majoring in business administration.



87 HARRISON BUTKER

K • Jr. • 6-3 • 202
Decatur, Ga. (Westminster HS)

Enters 2015 season ranked 4th on Tech's career list for PATs (118), 5th in career scoring list for kickers (181 points), 9th in career FG percentage (.656), and 11th in career scoring overall.

2014 (Sophomore): Played in all 14 games ... Georgia Tech's leading scorer on season with 98 points ... His 98 points are second-most single-season points by kicker in Tech history ... Converted 65-of-66 PATs, which are most single-season PATs made in school history ... Converted all seven point-after attempts in Tech's 49-34 Orange Bowl win over Mississippi State ... Averaged 61.1 yards on eight kickoffs with four touchbacks ... Went 5-for-5 in PATs and averaged 64.8 yards with five kickoffs that included two touchbacks vs. Florida State in ACC Championship Game (Dec. 6) ... Made career-long 53 yard field goal as time expired to send game into overtime at Georgia (Nov. 29) ... Was third-longest made field goal in Georgia Tech history ... Made three field goals (25, 32, 41) and averaged 64.9 yards on seven kickoffs vs. Clemson

(Nov. 15) ... Tied career high 8-for-8 PATs and had nine kickoffs that went for average of 62.4 yards and three touchbacks at NC State (Nov. 8) ... Went 5-for-5 on PATs and averaged 60.8 yards on six kickoffs with two touchbacks vs. Virginia (Nov. 1) ... Tied career high with eight PATs made and averaged 64.1 yards on nine kickoffs, which included six touchbacks, at Pitt (Oct. 25) ... Went 4-for-4 on PATs, kicked 27-yard field goal and averaged 65 yards on seven kickoffs, which included four touchbacks, at North Carolina (Oct. 18) ... Converted two field goals while averaging 65 yards per kickoff on four kicks that were all touchbacks vs. Duke (Oct. 11) ... Averaged 64.6 yards per kickoff with two touchbacks on five kickoffs and made 4-for-4 PATs vs. Miami (Oct. 4) ... Kicked game-winning 24-yard field goal as time expired at Virginia Tech (Sept. 20) ... Also made 3-for-3 PATs, 43-yard field goal and averaged 65 yards on five kickoffs, which included four touchbacks, at Virginia Tech ... Made 6-for-6 PATs and averaged 61.4 yards on seven kickoffs, including four for touchbacks vs. Georgia Southern (Sept. 13, 2014) ... Was 1-for-2 at Tulane (Sept. 6), making then-season-long 46 yard field goal, made 5-of-5 PATs and kicked five of six kickoffs for touchbacks, averaging 65 yards per kickoff ... Against Wofford (Aug. 30), was 1-for-2 making 30-yard field goal, 5-of-5 PATs and kicked five of six kickoffs for touchbacks.

2013 (True Freshman): Played in all 13 games ... Georgia Tech's leading scorer ... 83 points were seventh-most single-season points by kicking in Tech history ... Converted 53 of 54 PATs, tying for second-most single-season PATs in school history ... Only miss was result of bad snap at Miami ... Made 10 of 14 field goal attempts (.714) ... Booted five field goals longer than 40 yards ... Made nine of final 11 field goal attempts ... 30 of 73 kickoffs were touchbacks ... Recorded four solo tackles ... Got college career off to good start by making 8-of-8 PATs and kicking seven of nine kickoffs for touchbacks vs. Elon (Aug. 31) ... Booted 49-yard field goals at Duke (Sept. 14) and vs. Virginia Tech (Sept. 26) ... Made all eight PATs vs. Syracuse (Oct. 19) ... Made 4-of-4 PATs and converted two field goals vs. Georgia (Nov. 30) ... 2013-14 ACC Honor Roll.

High School: Westminster, 2013 ... Lettered three years in football and basketball and four years of soccer ... Named all-state kicker in 2011 and 2012 ... Named *prokicker.com* Athlete of the Year ... First-team All-America pick ... Holds Westminster's school record for longest field goal (53 yards) and also holds school mark for most field goals in a season, going 16-for-17 during junior year ... Won pair of state championships on soccer field in 2011 and 2012.

Personal: Full name is Harrison K. Butker ... Born July 14, 1995, in Decatur, Ga. ... Son of Harrison and Elizabeth Butker ... Has one sister, Charlotte ... Did not begin playing football competitively until sophomore year of high school ... Plays tuba ... Chose Tech because he loved coaching staff and he grew up Yellow Jacket fan ... Majoring in industrial engineering.

CAREER HIGHS

PATs Made: 8, four times – last at NC State, Nov. 8, 2014
Points Scored: 10, twice – last at Georgia, Nov. 30, 2013
Kickoff Touchbacks: 7 vs. Elon, Aug. 31, 2013
Long Field Goal: 53 yards at Georgia, Nov. 29, 2014

CAREER STATISTICS

SCORING

YEAR	G-GS	FGM	FGA	PCT	LG	XPM	XPA	PCT	PTS
2013	13-0	10	14	71.4	49	53	54	98.1	83
2014	14-0	11	18	61.1	53	65	66	98.5	98
Career	27-0	21	32	65.6	53	118	120	98.3	181

STUDENT-ATHLETE PROFILES



18 TIM BYERLY

QB • Rsr. • 6-0 • 212
Alpharetta, Ga. (Middle Tennessee)

2014 (Redshirt Junior): Saw action in six games as backup quarterback ... Rushed 45 times for 204 yards and seven touchdowns, which is second-best on team ... Five of seven touchdowns were 1-yard runs ... Completed 9-of-13 passes (.692) and threw one touchdown pass ... Set career highs in rushing yards (87), carries (13) and longest rush (37 yards), while rushing for two touchdowns for third time in career at NC State (Nov. 8) ... Also went 2-for-2 passing and threw one touchdown pass at NC State ... Rushed for 32 yards vs. Virginia (Nov. 1) ... Carried seven times for 33 yards at Pitt (Oct. 25) ... Set career-highs in completions (seven), passing yards (125) and longest completion (26 yards), caught 15-yard pass from B.J. Bostic and rushed for 30 yards and two touchdowns vs. Duke (Oct. 11) ... Rushed career-high 10 times for 21 yards and career-best two touchdowns at Tulane (Sept. 6) ... Rushed for one-yard touchdown vs. Georgia Southern (Sept. 13) ... 2014-15 ACC Honor Roll.

2013 (Redshirt Sophomore): Saw action in four games as No. 3 quarterback behind Vad Lee and Justin Thomas ... Attempted just four passes, completed one for three yards ... Rushed 18 times for 119 yards (6.6 yards per carry) and two touchdowns ... Rushed four times for 24 yards in first college game vs. Elon (Aug. 31) ... Had first career pass completion and rushed three times for 33 yards and touchdown at Miami (Oct. 5) ... Had career highs for rushing attempts (8) and rushing yards (52) to go with rushing TD vs. Alabama A&M (Nov. 23).

2012 (Redshirt Freshman): Sat out season as transfer ... Played on scout team ... Impressed coaches with passing ability ... 2012-13 ACC Honor Roll.

2011 (True Freshman): Was true freshman at Middle Tennessee and redshirted season.

High School: Named *Atlanta Journal-Constitution's* All-Classification Player of the Year and first-team all-state ... Voted 2010 Atlanta North Forsyth/Fulton TD Club Offensive Player of the Year ... 2010 ESPN/RISE finalist for Mr. Football USA ... Owns school career records in passing yards (3,987), touchdown passes (44), rushing touchdowns by quarterback (37), and rushing yards by QB (2,385) ... Led Chattahoochee to 2010 Class AAAA state championship and 15-0 record after completing 170 of 249 passes for 2,664 yards and 30 touchdowns (only two interceptions) ... Rushed for 1,509 yards (6.7 yds/carry) and 21 touchdowns to become first player in school history to pass and rush for more than 1,000 yards in same season ... In state title game against Starr's Mill, he passed for 112 yards and rushed for 108 yards ... As junior, he threw for 1,322 yards and 13 touchdowns while adding 1,149 yards and 17 scores on ground ... Named North Fulton Offensive Player of the Year in 2009 ... Lettered in football and wrestling ... Played for Coach Terry Crowder.

Personal: Full name is Timothy Joseph Byerly ... Parents are Don and Julie Byerly ... Born on Nov. 15, 1992 ... Majoring in business administration.

CAREER HIGHS

Attempts: 10, twice – last vs. Duke, Oct. 11, 2014
Completions: 7 vs. Duke, Oct. 11, 2014
Passing Yards: 125 vs. Duke, Oct. 11, 2014
Passing TDs: 1 at NC State, Nov. 8, 2014
Longest Completion: 30 vs. Duke, Oct. 11, 2014
Rushing Attempts: 13 at NC State, Nov. 8, 2014
Rushing Yards: 87 at NC State, Nov. 8, 2014
Rushing TDs: 2, three times – last at NC State, Nov. 8, 2014
Longest Rush: 37 at NC State, Nov. 8, 2014

CAREER STATISTICS

PASSING								
YEAR	G-GS	CMP	ATT	YDS	PCT	TD	INT	LG
2013	4-0	1	4	3	25.0	0	0	3
2014	6-0	9	13	148	69.2	1	0	30
Career	10-0	10	17	58.8	58.8	1	0	30

RUSHING

YEAR	G-GS	ATT	YDS	AVG	TD	LG
2013	4-0	18	119	6.6	2	22
2014	6-0	45	204	4.5	7	37
Career	10-0	63	323	5.1	9	37



10 CHRISTIAN CAMPBELL

QB • Fr. • 6-2 • 195
Ponchatoula, La. (Ponchatoula HS)

High School: Two-sport athlete at Ponchatoula HS ... Played both football and baseball for the Green Wave ... Finished with 4,030 career rushing yards and 75 total touchdowns ... Averaged nearly 10 yards per rush as senior, gaining 1,533 yards on 156 attempts ... Rushed for more than 2,700 yards and 30 total touchdowns in final two seasons at Ponchatoula HS ... Named to Louisiana Class 5A All-State team as athlete ... Two-time All-District 6-5A selection as athlete ... Named District 6-5A Offensive Player of the Year in 2013 and 2014 – his 2014 selection was a unanimous vote by the coaches ... Also named to New Orleans All-Metro Team by *NOLA.com / The Times-Picayune* ... Led Ponchatoula HS to 11-0 regular season as senior, best in school history.




57 AUSTIN CAIN

LB • Fr. • 6-0 • 220
Albany, Ga. (Monroe HS)

High School: Deerfield-Windsor School, 2015 ... Was three-year letterwinner for head coach Allen Lowe ... Played both outside and middle linebacker as well as fullback ... Was team captain as senior ... Helped lead team to region and state titles in 2012 and region runner-up in 2013 ... Was all-region performer in 2013 and 2014 ... 2014 all-state selection ... 2014 NUC Combine MVP and Strong Man award recipient ... 2014 VTO Elite 100 Top 5 Linebackers at Birmingham Combine ... Played in 2014 GISA All-Star Game ... Selected to play in 2014 North South All-Star Game, 2014 Georgia / Florida Border All-Star Game, and 2014 NUC All-Star Game ... Led GISA Class 3A in total tackles as junior and senior ... Didn't begin playing football until 2012 after transferring to Deerfield-Windsor.

Personal: Full name is Joshua Austin Cain ... Goes by Austin ... Born Oct. 6, 1996, in Albany, Ga. ... Parents are Amy and Allen Austin ... Has one younger sister, Ansley ... Grandfather, Robert Wills, participated in pole vault and football at Florida State from 1958-62 ... Member of Boy's State, Honor Roll, Beta Club, FCA, KEY Club, Science Club ... Also was Honor Scholar, Ken Allen Rogers Scholarship recipient ... Mission Change and Boy's & Girl's Club volunteer ... Majoring in business ... Chose Georgia Tech because of education, opportunity and location.


STUDENT-ATHLETE PROFILES

**54**
KYLE CERGE-HENDERSON**DL • Fr. • 6-1 • 280**
Tampa, Fla. (Plant HS)

One of four to enroll early in January 2015; participated in spring drills.

High School: Lettered three years in football and two years in track ... Was a two-time team captain of football team and was also team captain of track team ... Recorded 96 tackles, one sack and one interception return for touchdown as senior ... Selected to play in Blue-Grey All-American Bowl and NUC All-American Game ... Big County Prep All-District selection.

Personal: Full name is Kyle Lamont Cerge-Henderson ... Born April 12, 1997, in Atlanta ... Son of Kevin Henderson and Denise Cerge ... Dad Kevin was LB for Georgia Tech in mid-1980s under Bill Curry ... Godmother Tiffany Cleaves played basketball at Tech and godfather Kevin Battle played football at Tech ... Majoring in business administration ... Hopes to be CEO of a company.

**53**
BRYAN CHAMBERLAIN**OL • RSr. • 6-4 • 295**
Albany, Ga. (Monroe HS)

2014 ALL-ACC, HONORABLE MENTION (ACSMA)

2014 (Redshirt Junior): Started 13 of 14 games ... Missed Duke game due to injury ... Part of Tech's offensive line that allowed just 0.79 sacks per game (1st in ACC, 2nd nationally) ... Tech ranked first nationally in rushing offense, posting school-record marks for rushing yards (4,789) and rushing yards per game (342.1) ... Honorable mention All-ACC by ACSMA.

2013 (Redshirt Sophomore): Played in 12 games and started seven times at right tackle ... Seven starts came in first seven games of season ... Remained top back-up second half of year ... Part of offensive line that allowed just over one sack per game (1st in ACC, tied for ninth nationally) ... Helped offense rank sixth nationally in rushing.

2012 (Redshirt Freshman): Played in all 14 games ... Made one start – vs. Presbyterian (Sept. 8) ... Helped offense break school records for total rushing yards and total offense yards.

2011 (True Freshman): Redshirted, did not play.

High School: Monroe HS ... Played three seasons under coach Charles Truitt ... Served one year as team captain ... Saw action at offensive guard and tackle, and defensive tackle and end ... Named all-region and all-metro ... Played in Georgia-Florida High School All-Star Game ... Also played two seasons of basketball at center.

Personal: Full name is Bryan Leonard Chamberlain ... Parents are Frederick and Tanya ... Born in Albany, Ga., on Aug. 15, 1993 ... Has one sibling, Brandi ... Previously lived in Winter Haven, Fla. ... Enjoys playing basketball and fishing ... Began playing football in 10th grade ... Majoring in history, technology & society.

**43**
TYLER COOKSEY**LB • Fr. • 6-3 • 220**
Suwanee, Ga. (Greater Atlanta Christian)

High School: Played tight end and inside linebacker for three seasons of football at Greater Atlanta Christian School for head coach Tim Hardy ... Was team captain as senior ... Tallied 91 tackles, six sacks, 12 tackles for loss and returned interception for touchdown as senior ... Helped lead Greater Atlanta Christian to 2014 regional title and state runner-up finish with 14-1 record ... Named to Gwinnett Honor Roll by Gwinnett Daily Post in 2013 and 2014 ... Named to *Atlanta Journal-Constitution* Super 75 for 2015 ... Selected first-team All-Region 6-2A and second-team All-State as senior ... Played two seasons on baseball team.

Personal: Full name is John Tyler Cooksey ... Goes by Tyler ... Born July 13, 1996, in Decatur, Ga. ... Son of Tom and Cindy Cooksey ... Dad Tom played nose guard for Georgia Tech from 1976-80 and played one year (1981) with Atlanta Falcons ... Plans to major in business with engineering minor.

**31**
NATE COTTRELL**AB • Fr. • 5-11 • 185**
Knoxville, Tenn. (Knoxville West HS)

High School: Was all-district, all-region all-state running back as junior and senior ... First-team PrepXtra running back in 2013 and 2014 ... Named all-region running back of the year and returner of the year in 2013 and 2014 ... Named to High School Heroes Team as junior and senior ... Also named High School Heroes Player of the Year as junior and senior ... Finished career with school-record 3,974 rushing yards and 48 touchdowns ... Averaged 11.8 yards per carry (334 carries) ... Also hauled in 35 catches for 685 yards and nine touchdowns (19.6 yards per reception) ... Averaged 40.7 yards per kick return with five touchdowns over career (23 returns, 937 yards) ... Finished with school-record 5,594 total yards and 63 total touchdowns, including one passing TD ... Rushed for school-record 1,956 yards as senior ... Also set school single-game rushing mark with 255 yards ... Named Offensive MVP of 2014 state championship game ... Led Knoxville West to 2014 state title and 2013 runner-up ... Timed in 40-yard dash at 4.33.

Personal: Full name is Nathan David Cottrell ... Goes by Nate ... Born Aug. 2, 1996, in Knoxville, Tenn. ... Son of Alan and Emmeline Cottrell ... Has two older brothers, Dorian and Josh, and one older sister, Delena ... Undecided in major ... Chose Georgia Tech because of the academics, great football team and the city of Atlanta.

**39**
DAVID CURRY**LB • Fr. • 6-2 • 207**
Buford, Ga. (Buford HS)

High School: Three-year letterwinner in football for head coach Jess Simpson ... Team captain as senior while leading Buford to three straight state titles ... Buford was 58-2 in four years ... 2014 all-county, all-state first team selection and region defensive player of the year ... Also played receiver, punter and punt returner ... Led Buford

STUDENT-ATHLETE PROFILES

with 75 tackles along nine pass break-ups, two interceptions and two punt returns for touchdown as senior ... Member of Buford HS state championship team with twin sons of Tech defensive coordinator Ted Roof ... Lettered three years in track for head coach David Snell ... Team captain all three years ... Was 2013 Georgia state pole vault champion.

Personal: Full name is David Joshua Curry ... Born Oct. 29, 1995, in Durham, N.C. ... Son of Buddy and Dawn Curry ... Has two older brothers, Justin and Jessel, and one younger sister, Gabby ... Dad was two-time All-Pro linebacker for Atlanta Falcons and 1980 NFL Defensive Rookie of the Year ... Brother Justin was drafted by Cincinnati Reds out of high school ... Brother Jessel played football at Auburn in 2009-11 and Delaware in 2011-14 ... Plans to major in business.



40 P.J. DAVIS

LB • Jr. • 5-11 • 218
Cairo, Ga. (Cairo HS)

2014 ALL-ACC, HONORABLE MENTION (ACSM)

2014 (Sophomore): Started 13 of 14 games ... Led defense with 119 total tackles, including 82 solo stops ... Ranked second in tackles for loss (8.5-37) and sacks (4.0-25) ... Named honorable mention All-ACC by media ... Named ACC Linebacker of the Week twice (Sept. 22 and Nov. 12) ... Tallied game-high 11 tackles - seven solo - in Tech's 49-34 Orange Bowl win over Mississippi State (Dec. 31) ... Led defense with 11 tackles, including seven solo, vs. Florida State in the ACC Championship game (Dec. 6) ... Recorded seven tackles at Georgia (Nov. 29) ... Totaled team-high 13 tackles, including half-sack for loss of five yards, vs. Clemson (Nov. 15) ... Led defense with nine tackles, including half TFL, at NC State (Nov. 8) ... Recorded five solo tackles, including sack for loss of 10 yards, and forced fumble vs. Virginia (Nov. 1) ... Tallied six tackles, including three for loss of 10 yards and one sack, forced two fumbles and had one quarterback hurry at Pitt (Oct. 25) ... Had career-high and team-best 14 tackles, including 11 solo and half-sack for loss of one yard, at North Carolina (Oct. 18) ... Recorded eight tackles, including six solo and one tackle for loss of one yard, vs. Duke (Oct. 11) ... Registered nine tackles, which included one sack for loss of six yards, vs. Miami (Oct. 4) ... Named ACC Linebacker of the Week after returning career-first interception for touchdown (41 yards) and recording nine tackles at Virginia Tech (Sept. 20) ... Recorded seven tackles vs. Georgia Southern (Sept. 13) ... Tallied five solo tackles, leading defense, at Tulane (Sept. 6) ... Recorded five solo tackles in season opener against Wofford (Aug. 30).

2013 (True Freshman): Played in all 13 games and made one start ... Ranked eighth on team, first among non-starters, with 41 tackles ... Had 35 solo tackles, 5.0 tackles for loss, 1.0 sacks and one fumble recovery ... Had six tackles, four solo tackles and tackle for loss in collegiate debut vs. Elon (Aug. 31) ... Made first career start vs. Virginia Tech (Sept. 26) and responded with four tackles, three solo tackles and career-high 2.0 tackles for loss ... Recovered fumble at Miami (Oct. 5) ... Registered six tackles, all of them solos, and had tackle for loss at Clemson (Nov. 14) ... Recorded five solo tackles and first career sack vs. Alabama A&M (Nov. 23).

High School: Rushed for more than 1,000 yards and had more than 100 tackles in 2012 as senior ... Played four seasons of football, including two as team captain ... Also played baseball and basketball ... Helped lead Cairo to regional championships in 2010, 2011 and 2012 ... Was Region Player of the Year ... Named all-state and was three-time all-region selection ... Holds school record for single-season tackles (138).

Personal: Full name is Paul Davis Jr. ... Likes to be called "PJ" ... Parents are Paul Sr. and Yolanda Davis ... Born Jan. 22, 1995, in Cairo, Ga. ... Has three siblings - Dominique, Diamond, and Booker ... Related to NFL player Benny Sapp ... Chose Georgia Tech because of academics, proximity to hometown, and coaching staff ... Majoring in business administration.

CAREER HIGHS

Tackles: 14, at North Carolina, Oct. 18, 2014
TFL: 3.0 at Pitt, Oct. 25, 2014
Sacks: 1.0, four times - last vs. Virginia, Nov. 1, 2014
Pass Break-Ups: 1 vs. Elon, Aug. 31, 2013
Forced Fumbles: 2, at Pitt, Oct. 25, 2014
Fumble Recoveries: 1 at Miami, Oct. 5, 2013
 Interceptions: 1, at Virginia Tech, Sept. 20, 2014

CAREER STATISTICS

DEFENSIVE									
YEAR	G-GS	UT	AT	TT	TFL-YDS	QBS-YDS	FF/FR	PBU	INT-YDS
2013	13-1	35	6	41	5.0-16	1.0-6	0/1	1	0-0
2014	14-13	82	37	119	8.5-37	4.0-25	3/0	0	1-41
Career	27-14	117	43	160	13.5-53	5.0-31	3/1	1	1-41



53 CHRIS DANDANEAU

OL • Fr. • 6-3 • 215
Jesup, Ga. (Wayne County HS)

High School: Lettered three years in football for head coach Jody Grooms and two years in basketball for head coach Robert Cotton ... Earned all-region honors at linebacker as senior ... Tallied 91 tackles, 2.0 sacks and one interception in 10 games as senior.

Personal: Full name is Christopher George Dandaneau ... Goes by Chris ... Born April 10, 1997, in Bangor, Maine ... Son of George and Dawn Dandaneau ... Has one older brother, Zachary ... Undecided in major ... Was Student Council Parliamentarian ... Graduated in Top 5 percent of senior class ... Chose Georgia Tech because opportunities are unmatched and it was an offer he couldn't turn down ... Also said playing Division I football is a childhood dream.



22 MELVIN DAVIS


DB • RFr. • 6-0 • 194
Madison, Ga. (Morgan County HS)

2014 (True Freshman): Did not play, redshirted ... Member of scout team.

High School: Was three-sport standout at Morgan County HS ... Lettered three years for head football coach Bill Malone ... Split time at running back, cornerback, and safety ... Also served as team captain for two years ... Participated one season in wrestling ... Lettered three years on track team ... Also was captain for three years ... Was named all-region in football as senior ... Ranks 10th in school history in career receiving.

Personal: Full name is Melvin Lewis Davis III ... Parents are Crystal Herd and Melvin Davis Jr. ... Born May 20, 1996, in Madison, Ga. ... Majoring in business and intends to become actuary following college ... Chose Georgia Tech for "education, football, and because it's close to home".

STUDENT-ATHLETE PROFILES

**80**
SHAWN DAVIS**K • Fr. • 6-2 • 200**
McDonough, Ga. (Union Grove HS)

High School: Union Grove HS, 2015 ... Lettered three seasons as both kicker and punter for head coach Paul Burgdorf ... Also letter one season as goalkeeper for coach Mark Matthews' soccer program ... Was first-team all-state punter in 2014 by *Atlanta Journal-Constitution* ... Was three-time first-time all-region punter and was MVP of 2013 Junior All-Star Game in Georgia Dome ... Was kicker and punter for South team in 2014 GACA North/South Classic ... Set school record with 50-yard FG during senior season.

Personal: Full name is Shawn Alan Davis ... Born May 11, 1997, in Conyers, Ga. ... Son of Jon Davis and Kim Talbott ... Has one younger sister, Bayley ... Member of A-Honor Roll in high school and was named accounting student of the year as sophomore ... Plans to major in business management.

**71**
SHAMIRE DEVINE**OL • RSo. • 6-7 • 365**
Atlanta, Ga. (Tri-Cities HS)

2014 (Redshirt Freshman): Played in 13 of 14 games ... Missed Clemson game due to injury ... Aided Tech's offensive line that allowed just 0.79 sacks per game (1st in ACC, 2nd nationally) ... Tech ranked first nationally in rushing offense, posting school-record marks for rushing yards (4,789) and rushing yards per game (342.1).


2013 (True Freshman): Redshirted, did not play.

High School: Tri-Cities HS, 2013 ... Played four seasons for coach Kenneth Miller ... Participated in Nike's The Opening for top high school football players in nation ... Served one year as team captain ... Earned all-area honors ... Named 65th-best prospect overall in Southeast by Scout ... Prepstar All-American ... Named to *Atlanta Journal-Constitution's* "Super 75" ... Considered by many as Georgia's top offensive line prospect ... Won MVP honors at Atlanta Nike camp ... Good student with high GPA.

Personal: Full name is Shamire Dakwon Devine ... Mother is Leesha Devine ... Born June 9, 1994, in Willingboro, N.J. ... Has two younger siblings ... Chose Georgia Tech because of school/academics, football program and potential for good career ... Enjoys video games and cartoons ... Began playing football at very young age when "my mom made me" ... Majoring in computer engineering.

**45**
MEIKO DOTSON**DB • Fr. • 5-10 • 185**
Daytona Beach, Fla. (Mainland HS)


High School: Steady performer on tough Mainland Bucs defense that made state semifinals three straight years ... First-team All-Central Florida performer as junior and senior ... Named 2014 Florida Athletics Coaches Association All-District 9-6A Player of the Year ... Finished career with 12 interceptions and 25 pass break-ups in three years as starter ... Returned two interceptions for touchdowns ... Recorded eight interceptions as junior, including two in Mainland's Class 6A state semifinal loss in 2013 ... As senior, had 22 tackles, one interception and three pass break-ups in seven games (shortened by injury) ... Ran second leg of 4x100 team that finished second at district meet (41.66).

**8**
STEP DURHAM**DB • So. • 5-11 • 188**
Jacksonville, Fla. (Atlantic Coast HS)

2014 (True Freshman): Played in eight games ... Had four tackles and broke up pass ... Tallied season-high two solo stops in Tech's 49-34 Orange Bowl win over Mississippi State ... Had one solo tackle against Virginia (Nov. 1) ... Recorded career-first tackle at Tulane (Sept. 6) ... Had one pass break up in collegiate debut against Wofford (Aug. 30).

High School: Atlantic Coast HS, December 2013 ... Played under coach Kevin Sullivan ... Earned four varsity letters and served three years as team captain ... Was first freshman in school history to start for varsity team ... Considered highest-ranked prospect in Atlantic Coast HS history ... Earned 2014 USMC All-American honors ... Named all-region and all-district ... Named to 2013 *Florida Times-Union* Super 11 ... Four-star recruit by Rivals ... No. 23-ranked player at position and 46th-ranked prospect in Florida ... Played on school's basketball and track teams as freshman ... Made National Honor Society.

Personal: Full name is Stepheny Durham IV ... Goes by "Step" ... Parents are Stepheny and Willa Durham ... Born June 10, 1995, in Jacksonville, Fla. ... Has three siblings - Tiesha, Ceteria and Cherish ... Cousin is LeRoy Butler, former Florida State and Green Bay Packers standout ... Began playing football at age 5 ... Says biggest athletic accomplishment was verbally committing to Georgia Tech on June 8, 2013 ... Chose Georgia Tech because of education, location and football program ... Majoring in business administration.

**42**
KeSHUN FREEMAN**DE • So. • 6-1 • 236**
LaGrange, Ga. (Callaway HS)

2014 TRUE FRESHMAN ALL-AMERICA (*247Sports, ESPN*)

2014 FRESHMAN ALL-AMERICA (*Phil Steele, USA TODAY*)

2014 ALL-ACC, HONORABLE MENTION (AC SMA)

2014 (True Freshman): Played in all 14 games, starting 12 consecutive times ... Named All-ACC honorable mention by media ... Named to 2014 True Freshman All-America Team by 247Sports and ESPN ... Also named Freshman All-American by Phil Steele and *USA TODAY* ... Led all defensive linemen with 54 tackles, including 37 solo ... Led defense with 9.5 tackles for loss and 4.5 sacks ... Forced and recovered fumble ... Blocked one punt ... Recorded three tackles - two solo - with 0.5 TFL and one QB hurry in Tech's 49-34 Orange Bowl win over Mississippi State (Dec. 31) ... Registered five tackles, including three solo, vs. Florida State in ACC Championship game (Dec. 6) ... Had five tackles, including one sack for loss of seven yards, at Georgia (Nov. 29) ... Recorded three tackles vs. Clemson (Nov. 12) ... Tallied four tackles at NC State (Nov. 8) ... Had five tackles, including one sack for loss of six yards, forced fumble, had one pass break up and blocked punt vs. Virginia (Nov. 1) ... Recorded three solo tackles at Pitt (Oct. 25) ... Registered four tackles, including two for loss of three yards, and had one QB hurry at North Carolina (Oct. 18) ... Set career-high with six solo tackles, including one for loss of two yards, vs. Duke (Oct. 11) ... Registered one tackle for loss of three yards vs. Miami (Oct. 4) ... Had five tackles, including one for loss of four yards and 0.5 sacks for loss of four yards, and had quarterback hurry at Virginia Tech (Sept. 20) ... Tallied four tackles and recovered fumble late in fourth quarter that set up Tech's game-winning drive in career-first start vs. Georgia Southern (Sept. 13) ... Had two tackles, including career-first sack for loss of three yards, at Tulane (Sept. 6) ... Recorded four tackles, including one for loss of seven yards, in college debut against Wofford (Aug. 30).

STUDENT-ATHLETE PROFILES

High School: Callaway HS, December 2013 ... Played four seasons of football for coach Pete Wiggins ... Ran one season of track ... Played inside linebacker and defensive end ... Served two years as team captain ... Led Callaway to regional championships in 2012 and 2013 ... Named 2012 Region 4AAA Player of the Year ... Earned all-regional honors in 2011 ... Recorded 153 tackles, 13 tackles for loss, four forced fumbles, three sacks and three blocked kicks as senior ... Led team to 12-2 record in 2013 ... Three-star recruit by Rivals ... Ranked No. 29 at position and No. 54 in Georgia ... Graduated in top five percent of class ... Was crowned Mr. Callaway High School based on academics and behavior.

Personal: Full name is KeShun Jamal Freeman ... Born Nov. 10, 1995, in LaGrange, Ga. ... Parents are Charles and Keisha ... Has four younger siblings – Michael, Jacob, Jalanda and Landon ... Cousin Justin Woodard played football at Ball State ... Pondering career in anesthesiology ... Chose Georgia Tech because of academics, location and because “it will challenge me to think” ... Began playing football at age 8 ... Majoring in chemistry.

CAREER HIGHS

Tackles: 6, vs. Duke, Oct. 11, 2014
Solo tackles: 6, vs. Duke, Oct. 11, 2014
Tackles For Loss: 2 at North Carolina, Oct. 18, 2014
Fumble Recoveries: 1 vs. Georgia Southern, Sept. 13, 2014
Forced Fumbles: 1 vs. Virginia, Nov. 1, 2014
Sacks: 1, three times – last at Georgia (Nov. 29)
Pass Break-Ups: 1 vs. Virginia, Nov. 1, 2014
Blocks: 1 vs. Virginia, Nov. 1, 2014 (punt)
QB Hurries: 1 at North Carolina, Oct. 18, 2014

CAREER STATISTICS

DEFENSIVE									
YEAR	G-GS	UT	AT	TT	TFL-YDS	QBS-YDS	FF/FR	PBU	INT-YDS
2014	14-12	37	17	54	9.5-35	4.5-23	1/1	1	0-0
Career	14-12	37	17	54	9.5-35	4.5-23	1/1	1	0-0



91 PATRICK GAMBLE

DL • R.Jr. • 6-5 • 286
Carrollton, Ga. (Central Carroll HS)

2014 (Redshirt Sophomore): Played in all 14 games, making four starts ... Has 25 tackles, including 14 solo and 1.5 tackles for loss ... Broke up one pass and recovered fumble ... Had two tackles in Orange Bowl win vs. Mississippi State (Dec. 31) ... Registered two tackles vs. Florida State in ACC Championship Game (Dec. 6) ... Tallied two tackles at Georgia (Nov. 29) ... Had three tackles vs. Clemson (Nov. 15) ... Recorded three tackles at NC State (Nov. 8) ... Made career-first start and tallied two solo tackles and PBU vs. Virginia (Nov. 1) ... Registered one solo tackle vs. Duke (Oct. 11) ... Notched one solo tackle vs. Miami (Oct. 4) ... Had two tackles, including half-tackle for loss, at Virginia Tech (Sept. 20) ... Made one solo tackle vs. Georgia Southern (Sept. 13) ... Registered two tackles at Tulane (Sept. 6) ... Made career-high four tackles, including one for loss of five yards, and forced fumble against Wofford (Aug. 30).

2013 (Redshirt Freshman): Played in eight games ... Recorded six tackles including half-tackle for loss ... Came off bench to record tackle in each of first two games of college career ... Registered career-high three tackles, including two solo tackles and half-tackle for loss vs. Alabama A&M (Nov. 23).

2012 (True Freshman): Redshirted, did not play ... Named Defensive Scout Team Player of the Year.

High School: Central Carroll HS ... Played for head coach Grant Chestnut ... Was No. 26-rated defensive tackle in country last summer ... Three-time all-region GAAA pick ... Also earned all-region honors in basketball ... Played Georgia North-South All-Star game ... Rated with three stars by Rivals and Scout.


Personal: Full name is Patrick Ieshun Gamble ... Born Feb. 2, 1994 ... Son of Curtis and Charonda Person ... “(Tech) is a good combination of academics and athletics. I think a degree from Georgia Tech will carry a lot of weight,” Gamble said ... Has been playing football since age 6 ... Made Dean’s List in fall of 2012 ... Majoring in literature, media and communication.

CAREER HIGHS

Tackles: 4 vs. Wofford, Aug. 30, 2014
Solo Tackles: 4 vs. Wofford, Aug. 30, 2014
Tackles for Loss: 1.0 vs. Wofford, Aug. 30, 2014
Pass Break-Ups: 1 vs. Virginia, Nov. 1, 2014
Forced fumbles: 1 vs. Wofford, Aug. 30, 2014

CAREER STATISTICS

DEFENSIVE									
YEAR	G-GS	UT	AT	TT	TFL-YDS	QBS-YDS	FF/FR	PBU	INT-YDS
2012 – Did Not Play (Redshirted)									
2013	8-0	3	3	6	0.5-2	0.0-0	0/0	0	0-0
2014	14-4	14	11	25	1.5-5	0.0-0	1/0	1	0-0
Career	22-4	17	14	31	2.0-7	0.0-0	1/0	1	0-0



79 EASON FROMAYAN

OL • RSo. • 6-4 • 290
Alpharetta, Ga. (TCU)


2014 (Redshirt Freshman): Played in 13 games, making one start ... Made career-first start vs. Duke (Oct. 11) for injured Bryan Chamberlain ... Aided Tech’s offensive line that allowed just 0.79 sacks per game (1st in ACC, 2nd nationally) ... Tech ranked first nationally in rushing offense, posting school-record marks for rushing yards (4,789) and rushing yards per game (342.1).

2013 (True Freshman): Redshirted in first season at TCU, did not play.

High School: Rated by Scout.com as No. 11 offensive tackle in Georgia and No. 90 nationally at position ... First-team Class 6A All-State selection by *Atlanta Journal-Constitution* ... Named to Region 5-6A First Team as senior ... Honorable Mention all-district and all-region junior year ... Father, Edwin, was four-year letterman (1988-91) in basketball at TCU.


PLAYERS & STAFF

STUDENT-ATHLETE PROFILES

**97**
BRENTAVIOUS GLANTON**DL • Fr. • 6-2 • 280**
Albany, Ga. (Monroe Comprehensive HS)

High School: Four-year letterwinner in football for head coach Charles Truitt and track for head coach Billy Glanton ... Also lettered two years in wrestling for head coach Clifford Wooden ... Recorded 77 tackles, six sacks, 17 tackles for loss and 41 hurries as senior ... Also recovered five fumbles ... Named first-team All-Area and first-team All-Region as senior in 2014 ... Participated in GACA North-South Game and Blue-Grey All-American Game.

Personal: Full name is Brentavious Jaron Glanton ... Born Feb. 28, 1997, in Albany, Ga. ... Son of Billy and Stacey Glanton ... Has one older sister, Breneshia, and two younger brothers, Bevin and Bryce ... Plans to major in exercise physiology ... Chose Georgia Tech because of the coaches, academics and life after football.

**4**
JAMAL GOLDEN**DB • R Sr. • 6-0 • 193**
Wetumpka, Ala. (Wetumpka HS)**2014 ALL-ACC, THIRD TEAM** (ACSMAs, coaches)**2014 ALL-ACC, HONORABLE MENTION – SPECIALIST** (ACSMAs)

2014 (Redshirt Junior): Played in 14 games, starting 12 ... Finished sixth on team with 61 tackles, including 43 solo stops ... Tied for team lead with four interceptions, including one for touchdown, forced three fumbles and broke up three passes ... Recorded career-high eight tackles, including seven solo, 1.0 tackle for loss, and one forced fumble in Tech's 49-34 Orange Bowl win over Mississippi State (Dec. 31) ... Had seven tackles, broke up pass and returned three kickoffs for 45 yards vs. Florida State in ACC Championship Game (Dec. 6) ... Recorded three tackles, including one for loss of one yard, and returned two kickoffs for 20 yards at Georgia (Nov. 29) ... Returned interception 85 yards for touchdown and registered five tackles vs. Clemson (Nov. 15) ... Returned three punts for 17 yards and one kickoff for 26 yards while recording four tackles at NC State (Nov. 8) ... Returned two kickoffs for 35 yards, had one interception and two solo tackles vs. Virginia (Nov. 1) ... Recorded five tackles and forced fumble at Pitt (Oct. 25) ... Had seven tackles, recorded second interception of season and returned two kickoffs for 43 yards at North Carolina (Oct. 18) ... Returned two kicks for 119 yards, including long of 68 yards, and had one solo tackle vs. Duke (Oct. 11) ... Recorded interception in Miami's end zone with 1:11 left in game and tallied four solo tackles and one pass break-up vs. Miami (Oct. 4) ... Had six tackles and returned one kickoff for 21 yards at Virginia Tech (Sept. 20) ... Had six tackles, including two tackles for loss of seven yards, forced fumble late in fourth quarter that set up Tech's game-winning drive and returned two kickoffs for 36 yards vs. Georgia Southern (Sept. 13) ... Notched two solo tackles and returned two kickoffs for 51 yards at Tulane (Sept. 6) ... In first game back from missing last season due to injury, recorded one tackle, had five kick returns for 140 yards, including 40-yard return and two punt returns for 24 yards against Wofford (Aug. 30).

2013 (Redshirt Sophomore): Started first three games of the season ... Suffered season-ending shoulder injury in third game of season vs. North Carolina (Sept. 21) ... Recorded 12 tackles (eight solo tackles) and forced fumble in those three games ... Also managed 151 yards on returns ... Had five tackles, four solo tackles and recovered fumble in season opener vs. Elon (Aug. 31) ... Recorded three tackles, two kick returns for 44 yards and one 12-yard punt return at Duke (Sept. 14) ... Registered three solo tackles and three kickoff returns for 95 yards vs. North Carolina (Sept. 21).

2012 (Sophomore): Played in all 14 games and started at safety first five games of season ... Emerged as Tech's primary kick and punt returner by late September

... Produced 952 all-purpose yards even though he did not play snap on offense ... Ranked second on team in interceptions (3) for team-high 52 yards ... Also had 24 tackles, three pass break-ups and one forced fumble ... Ranked third in ACC in both punt return and kick return average ... Made career-first start in nationally-televised game at Virginia Tech (Sept. 3) and responded with six tackles and 21-yard kickoff return ... Made career-first interception five days later against Presbyterian (Sept. 8) ... Had punt returns of 56 and 28 yards vs. Miami (Sept. 22) ... Returned kickoff 97 yards for touchdown vs. BYU (Oct. 27) – Tech's first kick return for TD since Oct. 31, 1998 ... Had 174 yards total of five kickoff returns against Cougars ... Topped performance two weeks later at North Carolina, returning kick 100 yards for TD (Nov. 10) ... Had 261 all-purpose yards against Tar Heels ... Picked off pass against Duke (Nov. 17) ... Had two punt returns for 56 yards and recorded key interception against USC in Hyundai Sun Bowl (Dec. 31).

2011 (True Freshman): Played in 11 games ... Was top back-up in secondary, but most of action came on special teams ... Recorded eight tackles (6 solos) ... Also had one pass break-up ... Made career debut at Middle Tennessee State (Sept. 10) and had one tackle ... Recorded tackle vs. Kansas (Sept. 17) ... Had two tackles in key road win at NC State (Oct. 1) ... Also had tackles vs. Maryland, Virginia and Utah.

High School: Wetumpka HS ... Played four seasons, including three as team captain, for coach Chad Anderson ... Played cornerback, quarterback and was punt and kick returner ... Led Indians to Class 6A area championship as senior ... Earned all-state, all-area and all-metro honors ... Named Alabama's Old Spice Player of the Year, Gatorade Player of the Year and Mr. Football in state of Alabama ... Produced 3,477 yards of total offense and 37 touchdowns ... Passed for 2,351 yards and 23 touchdowns ... Added 1,148 yards rushing and 14 touchdowns ... Also played four seasons of both basketball and baseball.

Personal: Full name is Javonta Jamal Golden ... Has older brother, Tavares ... Cousin, Reggie Golden, was selected in second round of 2010 Major League Baseball Draft by Chicago Cubs ... Born March 4, 1993, in Montgomery, Ala. ... Majoring in business administration.

CAREER HIGHS**Tackles:** 7, twice – last time vs. Florida State, Dec. 6, 2014**Tackles For Loss:** 2 vs. Georgia Southern, Sept. 13, 2014**Forced Fumbles:** 1, five times**Pass Break-Ups:** 1, seven times**Interceptions:** 1, seven times – last time vs. Clemson, Nov. 15, 2014**Interception Return:** 85 vs. Clemson, Nov. 15, 2014 (TD)**Punt Returns:** 4 at Maryland, Nov. 3, 2012**Punt Return Yards:** 84 vs. Miami, Sept. 22, 2012**Long Punt Return:** 56, twice – last vs. USC, Dec. 31, 2012**Kickoff Returns:** 7 at North Carolina, Nov. 10, 2012**Long Kickoff Return:** 100 at North Carolina, Nov. 10, 2012**Kickoff Return Yards:** 230 at North Carolina, Nov. 10, 2012**CAREER STATISTICS****DEFENSIVE**

YEAR	G-GS	UT	AT	TT	TFL-YDS	QBS-YDS	FF/FR	PBU	INT-YDS
2011	11-0	6	2	8	0.0-0	0.0-0	0/0	1	0-0
2012	14-5	13	11	24	0.0-0	0.0-0	1/0	3	3-52
2013	3-3	8	4	12	0.0-0	0.0-0	1/0	0	0-0
2014	14-12	43	18	61	4.0-12	0.0-0	3/0	3	4-87
Career	42-20	70	35	105	4.0-12	0.0-0	5/0	7	7-139


KICK RETURNS

YEAR	G-GS	RET	YDS	AVG	TD	LG
2012	14-5	23	652	28.3	2	100
2013	3-3	5	139	27.8	0	41
2014	14-12	30	710	23.7	0	68
Career	31-20	58	1,501	25.9	2	100

PUNT RETURNS

YEAR	G-GS	RET	YDS	AVG	TD	LG
2012	14-5	17	248	14.6	0	56
2013	3-3	3	13	4.3	0	12
2014	14-12	11	45	4.1	0	28
Career	31-20	31	306	9.9	0	56

STUDENT-ATHLETE PROFILES



96 ADAM GOTSIS

DL • Sr. • 6-5 • 282
Abbotsford, Australia (Kew HS)

2014 ALL-ACC, SECOND TEAM (ACSMA, coaches, *Phil Steele*)

2014 (Junior): Started all 14 games on defensive line ... Named to All-ACC Second Team by both media and coaches ... Finished season eighth on defense with 36 tackles, including 23 solo ... Registered 6.5 tackles for loss, 3.0 sacks, caught one interception and blocked field goal and PAT ... Recorded four tackles and 1.0 TFL in 49-34 Orange Bowl win over Mississippi State (Dec. 31) ... Tallied four tackles vs. Florida State in ACC Championship Game (Dec. 6) ... Had four tackles, including one for loss of one yard, and blocked field goal at Georgia (Nov. 29) ... Recorded three tackles vs. Clemson (Nov. 15) ... Blocked PAT at NC State (Nov. 8) ... Has started in 25 consecutive games ... Tallied three solo tackles and recorded second interception of career vs. Virginia (Nov. 1) ... Matched career-high two sacks at Pitt (Oct. 25) ... Had three tackles, including two solo, at North Carolina (Oct. 18) ... Registered one solo tackle and one pass break-up vs. Duke (Oct. 11) ... Tallied two solo tackles, including one for loss of one yard, vs. Miami (Oct. 4) ... Registered five tackles, including 0.5 for loss of one yard, one pass breakup and quarterback hurry at Virginia Tech (Sept. 20) ... Had two solo tackles and one for loss of three yards vs. Georgia Southern (Sept. 13) ... Recorded three tackles in season opener against Wofford (Aug. 30).

2013 (Sophomore): Started all 13 games at nose tackle ... Recorded 38 tackles, 23 solo tackles ... Ranked second on team in tackles for loss (14.5) and sacks (5.5) ... Registered one interception and two blocked kicks ... Had six tackles, two tackles for loss and sack at Duke (Sept. 14) ... Recorded five tackles, two solo tackles and had career highs for tackles for loss (4.0) and sacks (2.0) at BYU (Oct. 12) ... Registered four solo tackles, two tackles for loss and sack vs. Georgia (Nov. 30) ... Had five tackles, 1.5 tackles for loss, half-sack and blocked two kicks vs. Ole Miss in Music City Bowl (Dec. 30).

2012 (True Freshman): Played in 12 games and made one start ... Statistics – five total tackles with three solo tackles – don't reflect impact as rookie ... Had 1.5 tackles for loss, including one sack ... Also had one pass break-up ... Had solo tackle at Maryland (Nov. 3) ... Started against Duke (Nov. 17) and responded with three tackles and career-first sack ... Had tackle and half-tackle for loss at Georgia (Nov. 24) ... 2012-13 ACC Honor Roll.

High School: Kew HS ... Selected to IFAF World Team roster that played Team USA in USA Football's International Bowl on Feb. 1, 2012, in Austin, Texas ... Played Australian Rules Football for eight years ... Played American Rules Football for premier team in Gridiron Victoria – Monash Warriors ... Recorded team-high 12.5 sacks and earned MVP honors in 2010.

Personal: Full name is Adam Gotsis ... Son of Louis and Daxy Gotsis ... Born Sept. 23, 1992, in Melbourne, Victoria, Australia ... Family watches most of Tech's games between 2 and 5 a.m. on laptop computers ... Has four siblings – Peter, Steph, Kristina and Eleni ... Said flyer advertising Georgia Tech gained interest in school at age 13 ... Wore No. 92 in high school to signify birth year ... Majoring in business administration.

CAREER HIGHS

Tackles: 6 at Duke, Sept. 14, 2013

Solo Tackles: 4 vs. Georgia, Nov. 30, 2013

Tackles for Loss: 4.0 at BYU, Oct. 12, 2013

Pass Break-Ups: 1, five times

Sacks: 2.0, twice – last time at Pitt, Oct. 25, 2014

Interceptions: 1, twice – last time vs. Virginia, Nov. 1, 2014

Blocked Kicks: 2 vs. Ole Miss, Dec. 30, 2013

CAREER STATISTICS

DEFENSIVE

YEAR	G-GS	UT	AT	TT	TFL-YDS	QBS-YDS	FF/FR	PBU	INT-YDS
2012	12-1	3	2	5	1.5-5	1.0-4	0/0	1	0-0
2013	13-13	23	15	38	14.5-60	5.5-35	0/0	1	1-2
2014	14-14	23	13	36	6.5-30	3.0-23	0/0	3	1-0
Career	39-28	49	30	79	22.5-95	9.5-62	0/0	5	2-2



15 A.J. GRAY

DB • Fr. • 6-1 • 196
Sandersville, Ga. (Washington County HS)

High School: 2014 Gatorade Football Player of the Year in Georgia ... Parade All-American ... Older sister, Allisha, plays basketball at North Carolina ... She was 2012 Gatorade Player of the Year ... Dad, Dr. Allen Gray, is principal at Washington County ... Led Washington County HS to back-to-back state runner-up finishes as quarterback and defensive back ... As senior, rushed for 2,358 yards and 39 touchdowns, including a 442-yard, eight-TD game in state quarterfinals vs. Pierce County – both Georgia High School Association records for QB ... Completed 97-of-182 passes for 1,810 yards and 21 touchdowns ... Also had 10 interceptions, returning four for touchdowns ... Responsible for 64 touchdowns during senior season ... Was 28-2 in two seasons as starting quarterback ... Recipient of 17 Player of the Year awards ... Named to nine all-region or all-state teams ... Two-time Region 3-3A Player of the Year (2013, 2014) ... Named American Family Insurance ALL-USA Georgia Offensive Player of the Year (all classifications) ... Named Player of the Year for all classifications by *Augusta Chronicle*, *Atlanta Journal-Constitution* and Georgia Sports Writers Association in 2014 ... As junior, rushed for 1,324 yards with 18 touchdowns, while passing for 1,913 yards and 16 touchdowns (only four interceptions thrown) ... Recorded 75 tackles and five interceptions as defensive starter ... Two-time All-Middle Georgia Player of the Year by The Macon Telegraph ... Two-time Channel 6 All-CSRA Player of the Year ... First-team All-State by Georgia Sports Writers Association and *Atlanta Journal-Constitution* ... Played in Rising Senior Bowl Game ... Selected to play in Georgia Athletic Coaches Association North-South All-State Football Classic ... Selected to play in Georgia/South Carolina Border Bowl All-Star Football Game ... Invited to participate in Nike Football Training Camp ... Also played point guard on basketball team ... Gained all-state recognition in hoops as sophomore and junior ... Was Region 3-3A Player of the Year in basketball as sophomore ... Three-time Merit List honoree ... Jersey retired at Washington County HS.



46 J.J. GREEN

AB • Jr. • 5-9 • 185
Kingsland, Ga. (Georgia)

Transferred to Georgia Tech from Georgia in January 2015 ... Participated in spring drills ... Must sit out 2015 season to satisfy NCAA transfer rules ... Will be redshirt junior in 2016.

2014 (Sophomore, Georgia): Moved to strong safety ... Made nine tackles in eight games.

2013 (True Freshman, Georgia): Appeared in 13 games, making two starts ... Finished season second on team in rushing with 384 yards and three touchdowns on 68 carries, and had 12 catches for 104 yards ... Led team with 168 kickoff return yards ... Rushed 12 times for 87 yards, including career-long 57 yard run, and caught five passes for 42 yards in career-first start vs. No. 25 Missouri ... Named Athlon Sports Freshman of the Week after rushing for 129 yards on 17 carries at Tennessee with first and second string tailbacks out with injuries ... Carried two times for 40 yards and touchdown vs. North Texas.

High School: Played for head coach Jeff Heron at Camden County HS ... PrepStar All-Southeast Region ... Member of *Atlanta Journal-Constitution* 2012 Super 11 and Class AAAAAA All-State First Team ... Named to 2012 Georgia Sports Writers Association All-State Class AAAAAA first-team offense ... Fox Sports NEXT three-star prospect, No. 72 CB in the country ... 50th-ranked athlete in country and No. 47 prospect in state of Georgia by Rivals ... 247Sports.com three-star player, No. 30 CB

PLAYERS & STAFF

STUDENT-ATHLETE PROFILES

in the country, No. 27 player in Georgia ... ESPN three-star prospect ranked No. 32 LB in country and No. 57 ranked prospect in Georgia ... Helped lead Camden County to quarterfinals of GHSA playoffs where they lost to eventual state champion Norcross ... Recorded 39 tackles, three interceptions, one sack, 919 rushing yards and 16 total touchdowns as senior.

Personal: Full name is Lajyrise J. Green ... Goes by J.J. ... Mother is Tracolya ... Born June 22, 1995, in St. Mary's, Ga. ... Has one older sister, Breona ... Majoring in history, technology and society.



72 CHRIS GRIFFIN


OL • RSo. • 6-6 • 284
Panacea, Fla. (Wakulla HS)

2014 (Redshirt Freshman): Played in 13 of 14 games, making seven starts ... Started in first five games this at right tackle ... Started in first career game in season opener against Wofford (Aug. 30) ... Aided Tech's offensive line that allowed just 0.79 sacks per game (1st in ACC, 2nd nationally) ... Tech ranked first nationally in rushing offense, posting school-record marks for rushing yards (4,789) and rushing yards per game (342.1).

2013 (True Freshman): Redshirted, did not play.

High School: Wakulla HS, 2013 ... Played four seasons for coach Scott Klees ... Rated among top 50 offensive tackles in nation ... Named Wakulla's offensive MVP in 2012 ... Helped team to undefeated regular season in 2012 ... Led team to conference, district and regional titles in 2011 ... 2011 team finished runner-up in state playoffs ... Served two years as team captain ... Named first-team all-state as senior, second-team all-state as junior ... Two-time all-conference selection ... Played in Florida North-South All-Star Game ... Recorded 100 "pancake" blocks as senior ... Also member of wrestling team ... Named to Prepstar All-Southeast Region Team ... Three-star recruit (Rivals) ... Ranked among top heavyweight wrestlers in Florida.

Personal: Full name is Christopher James Griffin ... Parents are Chris and Rhonda Griffin ... Born Feb. 13, 1995, in Tallahassee, Fla. ... Has two siblings — Devin and Ashley ... Uncle, Eddie Metcalf, played football at Florida A&M ... Mother, Rhonda Griffin, played volleyball on junior college level ... Enjoys hunting and fishing ... Began playing football at age 8 ... chose Tech because of "the unbelievable coaching staff, I knew it was the place for me, and you can't beat the academic/football combination" ... Undecided on major.



14 COREY GRIFFIN

DB • RSo. • 6-2 • 194
Tyrone, Ga. (Sandy Creek HS)

2014 (Redshirt Freshman): Played in all 14 games, making one start ... Had 15 tackles, including 11 solo, one interception and broke up two passes ... Made three tackles in Tech's Orange Bowl win over Mississippi State on New Year's Eve ... Recorded three tackles vs. Florida State in ACC Championship Game (Dec. 6) ... Talled one solo tackle at Georgia (Nov. 29) ... Saw action at NC State (Nov. 8) ... Made career-first start vs. Virginia (Nov. 1) ... Notched one solo tackle at Pitt (Oct. 25) ... Registered one solo tackle at North Carolina (Oct. 18) ... Had one solo tackle vs. Duke (Oct. 11) ... Saw action vs. Miami (Oct. 4) ... Had career-high four tackles, one pass break-up and career-first interception at Virginia Tech (Sept. 20) ... Recorded first tackle of career vs. Georgia Southern (Sept. 13) ... Broke up pass at Tulane (Sept. 6) ... Saw action against Wofford (Aug. 30).

2013 (True Freshman): Redshirted, did not play.

High School: Sandy Creek HS, 2013 ... In four-year high school career, Sandy Creek went combined 56-2, including being part of 15-0 state championship teams in 2010 and 2012 ... First-team All-State (4A) selection ... Played safety in high school ... Has been clocked at 4.5 in 40-yard dash ... Finished senior season with 71 tackles, interception and eight pass breakups ... Two-star recruit, according to Rivals and Scout ... Among long line of Sandy Creek players, including Calvin Johnson, to play at Georgia Tech.

Personal: Son of Corey and Magesha Griffin ... Majoring in business administration.

CAREER HIGHS

Tackles: 4 at Virginia Tech, Sept. 20, 2014


Pass Break-Ups: 1, twice — last time at Virginia Tech, Sept. 20, 2014

Interceptions: 1 at Virginia Tech, Sept. 20, 2014

CAREER STATISTICS

DEFENSIVE

YEAR	G-GS	UT	AT	TT	TFL-YDS	QBS-YDS	FF/FR	PBU	INT-YDS
2013 — Did Not Play (Redshirted)									
2014	14-1	11	4	15	0.0-0	0.0-0	0/0	2	1-0
Career	14-1	11	4	15	0.0-0	0.0-0	0/0	2	1-0



27 LYNN GRIFFIN

DB • R Jr. • 6-0 • 199
Jacksonville, Fla. (Trinity Christian HS)

2014 (Redshirt Sophomore): Saw action in 12 games after being suspended for first two games of season ... Had five tackles, including four solo ... Talled one tackle vs. Mississippi State in Orange Bowl (Dec. 31) ... Recorded one solo tackle vs. Florida State at ACC Championship Game (Dec. 6) ... Had one tackle at Pitt (Oct. 25) ... Registered one solo tackle at Virginia Tech (Sept. 20) ... Recorded one solo tackle vs. Georgia Southern (Sept. 13).

2013 (Redshirt Freshman): Played in 12 games as back-up in secondary and member of special teams ... Recorded nine tackles ... Returned eight kickoffs for 212 yards (26.5 yards per return) ... Registered three solo tackles in first collegiate game vs. Elon (Aug. 31) ... Had two tackles at Duke (Sept. 14) ... Returned three kickoffs for 69 yards at Miami (Oct. 5) ... Had two kickoff returns for 80 yards including long of 59 yards vs. Virginia (Oct. 26).

2012 (True Freshman): Redshirted, did not play.

High School: Trinity Christian HS ... Played for coach Verlon Dorminey ... Rushed 91 times for 654 yards (7.19 yards per carry) and 11 TDs as senior ... Also had 52 tackles, one sack and one forced fumble ... Rivals three-star recruit and *Florida Times-Union* Super 24 selection ... Earned all-district, all-state and All-First Coast Team as senior ... Recorded 20 tackles in game as junior ... Had 13 tackles, one interception and 100 yards rushing in game as senior.

Personal: Full name is Lynn Darien Griffin Jr. ... Son of Lynn and Terri Griffin ... Born Sept. 2, 1994, in Jacksonville, Fla. ... Has one sister, Tiara ... His cousin, Shawn Jefferson, played at UCF and then in NFL with Oilers and Lions, and is now coach with Lions ... Cousin, Keith Brown, played at Miami and in NFL ... Had two uncles, Lonnie Marks and Leonard Larramore, who both played in NFL ... Once scored three touchdowns in 30-second span in Pop Warner game ... Majoring in business administration.

CAREER HIGHS

Tackles: 3 vs. Elon, Aug. 31, 2013

Solo Tackles: 3 vs. Elon, Aug. 31, 2013

Kickoff Returns: 3 at Miami, Oct. 5, 2013

Kickoff Return Yards: 80 at Virginia, Oct. 26, 2013


Longest Kick Return: 59 at Virginia, Oct. 26, 2013

STUDENT-ATHLETE PROFILES

CAREER STATISTICS

DEFENSIVE

YEAR	G-GS	UT	AT	TT	TFL-YDS	QBS-YDS	FF/FR	PBU	INT-YDS
2012 – Did Not Play (Redshirted)									
2013	12-0	6	3	9	0.0-0	0.0-0	0/0	0	0-0
2014	12-0	4	1	5	0.0-0	0.0-0	0/0	0	0-0
Career	24-0	10	4	14	0.0-0	0.0-0	0/0	0	0-0



33 BEAU HANKINS

LB • R.Jr. • 6-1 • 231
Birmingham, Ala. (Jackson-Olin HS)

2014 (Redshirt Sophomore): Played in all 14 games ... Had 11 tackles, including five solo ... Registered one tackle vs. Florida State in ACC Championship Game (Dec. 6) ... Talled career high with three tackles at Georgia (Nov. 29) ... Recorded two tackles at NC State (Nov. 8) ... Had two solo tackles vs. Virginia (Nov. 1) ... Registered two tackles at North Carolina (Oct. 18) ... Recorded one solo tackle vs. Duke (Oct. 11) ... Returned blocked punt for 46 yards setting up scoring drive at Tulane (Sept. 6).

2013 (Redshirt Freshman): Played in eight games ... Recorded four tackles and half-tackle for loss ... Recorded tackle and half-tackle for loss in first collegiate game vs. Elon (Aug. 31) ... Had tackle in each of final three games of season – vs. Alabama A&M, Georgia and Ole Miss.

2012 (True Freshman): Redshirted, did not play ... 2012-13 ACC Honor Roll.

High School: Jackson-Olin HS ... Played for head coach Terence Amos ... Amassed 122 tackles, 32 tackles for loss, six sacks, two interceptions, and two forced fumbles as senior ... Honorable mention All-America pick and selected as Alabama defensive player of the year ... Two-time team MVP ... Rated three stars and ranked No. 30 recruit in Alabama by Rivals ... Ranked No. 35 prospect in Alabama and No. 39 inside linebacker nationally by 247Sports.com ... Set 6A region record with 30 tackles in one game ... Blocked 10 punts in prep career.

Personal: Full name is Beau Bryson Hankins ... Son of Stacey Hankins ... Has three siblings – Nicole, Eva and Brian Jr. ... Born Feb. 1, 1994, in Mesa, Ariz. ... Was age 7 when father introduced him to football ... Wore No. 12 in high school, which was same number worn by father, who passed away in 2009 ... Member of National Honor Society in high school and graduated in top one percent of class ... Majoring in business administration.

CAREER HIGHS

Tackles: 3 at Georgia, Nov. 29, 2014
Tackles for Loss: 0.5 vs. Elon, Aug. 31, 2013

CAREER STATISTICS

DEFENSIVE

YEAR	G-GS	UT	AT	TT	TFL-YDS	QBS-YDS	FF/FR	PBU	INT-YDS
2012 – Did Not Play (Redshirted)									
2013	8-0	3	1	4	0.5-1	0.0-0	0/0	0	0-0
2014	14-0	5	6	11	0.0-0	0.0-0	0/0	0	0-0
Career	22-0	8	7	15	0.5-1	0.0-0	0/0	0	0-0



38 ROBERTO HINOJOSA

AB • Rsr. • 5-10 • 179
Suwanee, Ga. (North Florida)

Former soccer player at North Florida who joined Yellow Jackets football program in spring 2014 ... Moved to A-Back in spring 2015.

2014 (Redshirt Junior): Walked on to team as kicker ... Did not play ... Member of scout team.

Before Georgia Tech: Following graduation from high school, Hinojosa enrolled at North Florida and was part-time starter on soccer team ... After one semester, transferred to Georgia College & State University, but did not participate in athletics ... Took spring semester off in 2013 to recover from injuries and surgery ... Was accepted and enrolled at Georgia Tech in summer of 2013 ... Tried out for football team early in 2014.

High School: North Gwinnett High School, 2011 ... Played three years of soccer under coaches Erik Crawford and Michael Wentzler ... Named team MVP as sophomore and senior ... Earned all-county honors and was scholar-athlete ... Participated in inaugural Region 7 all-star game.

Personal: Kicked football for first time in summer of 2012 ... Received training from former Yellow Jackets kicker Scott Blair before trying out for team ... Born April 10, 1993, in Monterrey, Mexico ... Parents are Roberto Sr. and Paty ... Has two sisters – Carla and Paola ... Uncle, Armando Hinojosa, played golf at Lamar University ... Has endured multiple surgeries on both legs ... Majoring in industrial engineering.



88 HARLAND HOWELL

WR • Fr. • 6-3 • 200
Marietta, Ga. (Wheeler HS)

One of four to enroll early in January 2015, participated in spring drills.

High School: Lettered in football and track at Wheeler HS ... Named first-team all-region in 2013 and 2014 ... Named to *Atlanta Journal-Constitution* Super 75 ... All-Cobb County selection in 2013 and 2014 ... Played in Rising Senior Game ... Participated in Cobb County Senior Bowl ... 3.8 GPA in high school ... Five-time state qualifier in 110m hurdles ... Participated in triple jump, 110m hurdles and 4x100 relay.

Personal: Born Dec. 20, 1996, in Austell, Ga. ... Son of Harland and Sharon Howell ... Has one sister, Jessica ... Majoring in business administration.



32 JABARI HUNT-DAYS

DL • Rsr. • 6-3 • 290
Marietta, Ga. (Hillgrove HS)

2014 (Redshirt Junior): Did not play... Did not meet NCAA eligibility requirements ... Has opportunity to play in 2015 as senior if meets requirements.

2013 (Redshirt Sophomore): Played in all 13 games and started seven times ... Recorded 45 tackles, 7.0 tackles for loss and 2.5 sacks ... Had one interception and one forced fumble ... Registered six tackles, 1.5 tackles for loss and half-sack at Duke (Sept. 14) ... Registered season-high nine tackles, seven solo tackles vs. Virginia Tech (Sept. 26) ... Had six solo tackles at Miami (Oct. 5) ... Recorded five solo tackles at BYU

PLAYERS & STAFF

STUDENT-ATHLETE PROFILES

(Oct. 12) ... All three tackles vs. Pittsburgh were for loss, including sack (Nov. 2) ... Had five tackles, 2.5 tackles for loss, one sack and forced fumble vs. Alabama A&M (Nov. 23).

2012 (Redshirt Freshman): Started all 14 games as youngest member of starting defense ... Ranked third on team – first among linebackers – in total tackles (84) ... Recorded 47 solo tackles and 4.5 tackles for loss ... Had one pass interception, one forced fumble, one fumble recovery and four pass break-ups ... Started first career game, at Virginia Tech (Sept. 3) in nationally-televised game and responded with nine tackles and tackle for loss ... Registered career highs for tackles (13), solo tackles (10) and pass break-ups (2) at Clemson (Oct. 6)...Had nine tackles and half-tackle for loss vs. BYU (Oct. 27) ... Played well in postseason ... Recorded eight tackles, including five solo tackles, vs. Florida State in ACC Championship Game (Dec. 1) ... Registered double-digit tackles (10) for second time against USC in Hyundai Sun Bowl (Dec. 31).

2011 (True Freshman): Redshirted, did not play.

High School: Hillgrove HS ... Earned three varsity letters and served one year as team captain for coach Phillip Ironside ... Played fullback as sophomore and junior before moving to linebacker ... Four-star recruit by Rivals ... Rated as 17th-best prospect in state by *Atlanta Journal-Constitution* ... Named to *Marietta Daily Journal* Elite Eleven ... Named all-county ... Was Cobb County Defensive Player of the Year ... First-team all-state ... Set school record with 95-yard interception return ... Recorded 188 tackles, four sacks, two interceptions, two blocked extra points, three pass deflections, three forced fumbles and two fumble recoveries ... Holds number of school weightlifting records.

Personal: Son of Calvin and Paula ... Has two siblings – Synjyn and Dhima Days... Born Nov. 8, 1992 in Panama City, Fla. ... Began playing football at age 5 ... Majoring in literature, media and communication.

CAREER HIGHS

Tackles: 13 at Clemson, Oct. 6, 2012

Solo Tackles: 10 at Clemson, Oct. 6, 2012

Tackles For Loss: 3.0 vs. Pittsburgh, Nov. 2, 2013

Sacks: 1.0, twice – last vs. Alabama A&M, Nov. 23, 2013

Pass Break-Ups: 2 at Clemson, Oct. 6, 2012

Fumble Recoveries: 1 vs. Miami, Sept. 22, 2012

Forced Fumbles: 1, twice – last vs. Alabama A&M, Nov. 23, 2013


Interceptions: 1, twice – last vs. Elon, Aug. 31, 2013

Interception Return: 24 vs. Elon, Aug. 31, 2013

CAREER STATISTICS

DEFENSIVE

YEAR	G-GS	UT	AT	TT	TFL-YDS	QBS-YDS	FF/FR	PBU	INT-YDS
2011 – Did Not Play (Redshirted)									
2012	14-14	47	37	84	4.5-4	0.0-0	1/1	4	1-(-1)
2013	13-7	31	14	45	7.0-26	2.5-15	1/0	1	1-24
2014 – Did Not Play (Ineligible)									
Career	27-21	78	51	129	11.5-30	2.5-15	2/1	5	2-23



25 TRE' JACKSON

LB • RFr. • 5-10 • 225
Valdosta, Ga. (Lowndes HS)

2014 (True Freshman): Enrolled at Georgia Tech in January after graduating from high school in December 2013 ... Redshirted, did not play ... Member of scout team.

High School: Lowndes, December 2013 ... Was standout performer under head coach Randy McPherson ... Served one year as team captain ... Recorded 70 tackles, eight tackles for loss, three quarterback hurries, two sacks and two interceptions as senior ... Three-star recruit by Rivals ... Played on regional championship team in 2010 ... Earned all-region honors ... Region 1-AAAAAA defensive player of the year ... Invited to play in Georgia Junior Bowl ... Led team to 9-4 record.

Personal: Full name is Tre' Decorian Jackson ... Born Oct. 10, 1995, in Augusta, Ga. ... Mother is Ashli England ... Has two siblings – James and Isaiah ... Enjoys hunting, fishing and weightlifting ... Began playing football at age 6 ... Chose Georgia Tech because of academics, history of school and football program ... Considering major in biology.



36 OMAHRI JARRETT

AB • Fr. • 5-10 • 168
Douglasville, Ga. (New Manchester HS)

High School: Four-year varsity starter on football team ... Team captain ... Team MVP in 2013 ... Participated in 2014 Nike Sparq Combine in Charlotte and 2014 Nike Football Training Camp ... 2014 Howard Thompson Trophy by Douglas County School System – given annually to senior football player that represents best in academics, athletics and character ... All-County in 2013 and 2014 ... All-Region performer in 2014 ... Rushed for 525 yards with three touchdowns as senior ... Also had two TD receptions ... Returned four punts for touchdowns ... Accumulated more than 1,000 all-purpose yards ... Helped New Manchester win six games and make state playoffs for first time in four-year history of program ... Finished career with 2,078 rushing yards and 27 total touchdowns ... Member of Beta Club and Project Manhood – organization that helps needy in Douglas County ... Played baseball and track, participating in 100m, 200m and long jump ... Plans to major in either computer engineering or computer science.



81 RICKY JEUNE

WR • RSo. • 6-3 • 214
Spring Valley, N.Y. (Saint Joseph Regional HS)


2014 (Redshirt Freshman): Saw action in 12 games in late-game series and on special teams ... Has not recorded any stats.

2013 (True Freshman): Redshirted, did not play.

High School: Saint Joseph Regional in Montvale, N.J. ... Earned three varsity letters for coach Tony Karcich ... Served one year as team captain ... Helped lead football team to two state championships ... Earned all-state honors three consecutive years ... Owns school records for receptions and receiving yards ... Also played on basketball team ... As senior, Jeune recorded 36 receptions and 10 touchdowns ... As junior in 2011, Jeune had 41 receptions for 12 touchdowns.

Personal: Son of Joseph and Bengique ... Born Dec. 3, 1993, in Nyack, N.Y. ... Has two older brothers ... Chose Georgia Tech because of football program, school and city of Atlanta ... Undecided on major.

STUDENT-ATHLETE PROFILES



75 ERRIN JOE

OL • R Jr. • 6-3 • 313
Lakeland, Fla. (Lake Gibson HS)

2014 (Redshirt Junior): Played in 13 games, starting in final seven games of season ... Made career-first start at Pitt in place of injured Chris Griffin ... Part of Tech's offensive line that allowed just 0.79 sacks per game (1st in ACC, 2nd nationally) ... Tech ranked first nationally in rushing offense, posting school-record marks for rushing yards (4,789) and rushing yards per game (342.1) ... Graduated in December with bachelor's degree in literature, media and communication.


2013 (Redshirt Sophomore): Missed entire season with injury.

2012 (Redshirt Freshman): Played in three games ... Saw action against Presbyterian (Sept. 8), Virginia (Sept. 15) and Boston College (Oct. 20).

2011 (True Freshman): Redshirted, did not play.

High School: Lake Gibson HS ... Played under coach Keith Demyer ... Led team to district titles in 2009 and 2010 ... Named first team Class 4A All-State in 2010 and second-team all-state in 2009 ... Two-time first-team all-county selection ... maintained 4.0 GPA throughout high school.

Personal: Full name is Errin Christopher Joe ... Son of Ernest and Cheryl ... Ernest played football at Albany State ... Has two older siblings — Lashana and Ernest III ... Born June 28, 1993, in Lakeland, Fla. ... Enjoys producing and editing videos ... Won 2011 Silver Garland Award for volunteer and academic work, and citizenship ... Member of 2012-13 Georgia Tech Student-Athlete Advisory Board ... Team's best singer, leads team in singing fight song following victories.




47 JALEN JOHNSON

S • R Fr. • 6-3 • 200
Oneonta, Ala. (Oneonta HS)

2014 (True Freshman): Did not play, redshirted ... Member of scout team.

High School: Oneonta HS, 2014 ... Tore ACL and meniscus during preseason game ... Worked with trainer twice per week during rehabilitation process ... Played four seasons under coach Don Jacobs ... Served two years as team captain ... Helped lead Oneonta to Alabama state Class 4A championship games in 2011 and 2012 where it finished as runner-up ... Oneonta won state title in 2013 ... Three-star prospect by 247Sports, Rivals and Scout ... Earned all-area honors in 2011 and 2012 ... Named all-state in 2012 and voted one of top 25 players in state of Alabama ... Caught 57 passes for 900 yards as junior while recording 88 tackles with five interceptions (two returned for touchdowns) ... Named to academic honor roll ... Was also member of state championship 4x400 relay team in track and member of basketball team that reached state semifinals.

Personal: Full name is Jalen Ke'shawn Johnson ... Parents are James and Chastity ... Born May 25, 1996, in Birmingham, Ala. ... Has four siblings — Zac, Taya, Gia and Jag ... Undecided on major ... Chose Georgia Tech because "I can get a great education while playing the sport I love," proximity to home and coaching staff ... Began playing football at age 6 ... Has been active in cancer organizations, American Heart Society and Big Brothers/Big Sisters.



11 MATTHEW JORDAN

QB • R Fr. • 6-2 • 200
Jackson, Ala. (Jackson HS)

2014 (True Freshman): Enrolled at Georgia Tech in January 2014 and participated in spring practice ... Did not play, redshirted ... Member of scout team ... 2014-15 ACC Honor Roll.

High School: Jackson (Ala.) HS, December 2013 ... Played four seasons of football — two years at Jackson Academy under coach Dwain Roberts and two seasons at Jackson HS under coach Danny Powell ... Played wide receiver and cornerback at Jackson Academy before moving to quarterback at Jackson HS ... Served two years as team captain ... Helped Jackson Academy win state championship in 2011 ... Led Jackson HS to regional titles in 2012 and 2013 ... Earned all-state honors ... Three-star recruit by Rivals ... Ranked 28th-best prospect in Alabama ... Once had 105-yard interception return for touchdown.

Personal: Full name is Matthew Shon Jordan ... Born March 15, 1996, in Mobile, Ala. ... Parents are Rodney and Lisa ... Has one older brother, Ethan ... Chose Georgia Tech because of academics, football and proximity to home ... Began playing football at age 4 ... Majoring in mechanical engineering.



44 SHAUN KAGAWA

DB • So. • 5-11 • 202
Hilo, Hawai'i (Kamehameha HS)

2014 (True Freshman): Saw action in all 14 games on special teams ... Did not record any stats.

High School: Kamehameha HS ... Standout performer in football, basketball, tennis, and track & field ... Played four seasons of football for coach Dan Lyons ... Served two years as team captain ... Played just about every skill position ... Led football team to conference championship in 2010 ... Earned first-team all-state honors as utility player in 2013 ... Three-time all-conference selection ... Chosen to play in 2013 Polynesian All-American Game ... Helped basketball team win conference titles in 2011 and 2012 ... Named conference player of the year in basketball in 2012.

Personal: Full name is Shaun Kanealii Kagawa ... Parents are Richard and Shirley ... Calls Hilo, Hawai'i, home and is first Tech scholarship player from Hawai'i in at least 20 years ... Born March 7, 1995, in Knoxville, Tenn. ... First played football at age 14.

STUDENT-ATHLETE PROFILES

**92**
FRANCIS KALLON**DL • R.Jr. • 6-5 • 296**
Lawrenceville, Ga. (Central Gwinnett HS)

2014 (Redshirt Sophomore): Played in six games ... Had three tackles ... Tallied one tackle at NC State (Nov. 8) ... Recorded two tackles at Virginia Tech (Sept. 20) ... 2014-15 ACC Honor Roll.

2013 (Redshirt Freshman): Saw action in 10 games ... Recorded four tackles ... Had tackle in first collegiate game vs. Elon (Aug. 31) ... Registered two solo tackles vs. Syracuse (Oct. 19).

2012 (True Freshman): Redshirted, did not play ... 2012-13 ACC Honor Roll.
High School: Central Gwinnett HS ... Played for head coach Todd Wofford ... Rated four stars by Rivals ... Ranked as No. 18 defensive end prospect nationally and with four stars by Scout ... Finished year with 70 tackles, seven sacks, three fumble recoveries and two blocked kicks ... Recorded 19 total tackles, six tackles for loss, two sacks, two fumble recoveries and blocked punt in first two prep games, which sparked instant recruiting interest ... Outstanding student in classroom with 3.9 GPA.

Personal: Full name is Francis Gerard Kallon ... Born Feb. 2, 1994, in London, England ... Son of Francis and Rosaline Kallon ... Began playing football at age 18 ... Majoring in literature, media and communication.

**37**
MIKELL LANDS-DAVIS**BB • Fr. • 5-11 • 205**
Douglasville, Ga. (Alexander HS)

High School: Lettered one year for head coach Reginald Burnett at Mount Vernon Presbyterian School as slot receiver and middle linebacker ... Lettered three years for head coach Matt Combs at Alexander High School as running back and safety ... Was two-year captain at Alexander HS ... Also lettered four years in basketball ... Four-year starter for basketball team ... Ran one season at track at both Mount Vernon and Alexander ... Led Mount Vernon to 2011 state basketball title ... Was 2014 first-team All-Region selection on defense and 2013 first-team selection as running back ... 2013 Douglas County Player of the Year and first-team All-State at running back ... Rushed for 607 yards and added 56 tackles as senior ... Rushed for Douglas County-record 2,374 yards and 28 touchdowns as junior ... Accounted for 1,952 all-purpose yards (971 rushing, 251 receiving) as sophomore ... Reeled in 970 receiving yards as freshman ... Finished high school career with 4,286 rushing yards, 1,871 receiving yards, 1,702 return yards and 7,999 all-purpose yards ... Amassed 65 career touchdowns.

Personal: Full name is Mikell Charles Lands-Davis ... Born April 13, 1997, in Berkeley, Calif. ... Son of Kelli Lands ... Plans to major in business with minor in sports management.

**65**
TREY KLOCK**OL • RFr. • 6-4 • 273**
Hummelstown, Pa. (Lower Dauphin HS)

2014 (True Freshman): Did not play, redshirted ... Member of scout team ... 2014-15 ACC Honor Roll.

High School: Lower Dauphin HS, 2014 ... Earned three varsity letters playing under coach and father, Rob Klock ... Served one year as team captain ... Known best as standout tight end, but also played offensive line, defensive end, defensive tackle and even quarterback ... Led team to division and district championships in 2013 and semifinal appearance in state playoffs ... Earned numerous individual honors including PennLive All-Star Team and first-team all-state ... Selected for Big 33 Game, Pennsylvania's elite high school all-star contest ... Team finished with 13-2 record in 2013 ... Recorded 86 tackles, 21 tackles for loss, 9.5 sacks, one interception, one blocked field goal and five fumble recoveries on defense as senior ... Had 10 receptions for 112 yards and two touchdowns ... Also earned two varsity letters in basketball and two in baseball ... Earned honor roll or distinguished honor roll every grade period.

Personal: Full name is Robert Charles Klock III, but goes by "Trey" ... Parents are Rob and Karen Klock ... Rob played football at Shippensburg in late 1980s ... Karen played field hockey, lacrosse and ran track at Gettysburg College ... Uncle, Tom Kirchoff, played football at Lafayette and later with Philadelphia Eagles ... Uncle, Gary Strayer, played football at Mansfield ... Born Feb. 25, 1996, in Camp Hill, Pa. ... Has younger brother, Tommy ... Distant relative of Grover Cleveland ... Considering major in business management ... Chose Georgia Tech because of quality of education, atmosphere and reputation of school and football program ... Began playing football at age 10.

**30**
C.J. LEGGETT**BB • RFr. • 5-10 • 207**
Suwanee, Ga. (North Gwinnett HS)

2014 (True Freshman): Did not play, redshirted ... Member of scout team ... 2014-15 ACC Honor Roll.

High School: North Gwinnett HS, 2014 ... Played under coach Bob Sphire ... Rushed for 1,784 yards and 23 touchdowns on 280 carries in 2013 ... Overcame turf toe injury early in 2013 to rush for 850 yards and nine touchdowns in five playoff games ... Also caught 23 passes for 260 yards ... Led team to state runner-up finish and 13-2 record ... Began high school career at Buford HS in ninth grade, Chattahoochee HS in 10th and 11th grades before transferring to North Gwinnett ... Buford won state title freshman season ... Chattahoochee won regional title sophomore year ... Was state 6A leading rusher as senior ... Elected to 2013 North-South Game and Gwinnett County All-Star Game.

Personal: Full name is Christopher James Leggett II ... Often goes by "CJ" ... Parents are Christopher and Denise ... Born Jan. 23, 1996, in Atlanta ... Has one sibling, Alexandria ... Father, Christopher, played basketball at Princeton ... Elder Christopher Leggett is interventional cardiologist ... Uncle, Robert Leggett, played baseball at Princeton ... Is close friends with former NFL standouts Jerome Bettis, Chris Doleman and Chuck Smith ... Plans to study pre-medicine ... Chose Georgia Tech for elite academics and strong history of football program ... Began skiing at age 2 and began playing golf at age 4 ... Started playing football at age 10 ... Has been active in church and community.

STUDENT-ATHLETE PROFILES



52 TERRELL LEWIS

DL • So • 6-2 • 227
Ocoee, Fla. (Ocoee HS)

2014 (True Freshman): Saw action in 11 games, primarily on special teams ... Did not record any stats.

High School: Ocoee HS, 2014 ... Played four seasons of football at Ocoee High School under coach Dale Salapa ... Played outside linebacker, defensive end, safety, wide receiver and tight end during career ... Earned all-state honors ... As senior, made 90 tackles, 19 tackles for loss, 11 sacks, four forced fumbles, five pass break-ups, one interception and scored four touchdowns.

Personal: Full name is Terrell Ian Lewis ... Parents are Trevor and Nattalie ... Born in Orlando ... Has one sibling, Tyler ... Considering major in business management ... Began playing football at age 11 ... Biggest thrill in sports so far was earning scholarship to Georgia Tech ... Chose Georgia Tech for opportunity to get "one of the best degrees in the nation," proximity to home and chance to play in one of nation's best conferences.



49 CLINTON LYNCH

AB • RFr. • 6-0 • 181
Norcross, Ga. (Norcross HS)

2014 (True Freshman): Did not play, redshirted ... Member of scout team.
High School: Played four years at Norcross HS ... Led Norcross to back-to-back state championships in 2013 and 2014 ... Named second-team Gwinnett All-Star as wide receiver ... Played in Gwinnett All-Star Game.

Personal: Full name is Clinton Haynes Lynch ... Parents are Shelly Haynes and Clinton A. Lynch ... Born Jan. 18, 1996, in Atlanta ... Father played football at Illinois ... Majoring in business ... Chose Georgia Tech because it's "great school, close to home, and it's located in Atlanta".



35 TYLER MARCORDES

LB • RSr. • 6-4 • 235
Normal, Ill. (Normal Community West HS)

2014 (Redshirt Junior): Played in all 14 games, making seven starts... Recorded 31 tackles – 20 solo – on defense with 5.5 tackles for loss, 2.0 sacks, one fumble recovery and one forced fumble ... Registered three solo tackles in Tech's Orange Bowl win over Mississippi State (Dec. 31) ... Talled one tackle for loss vs. Florida State in ACC Championship Game (Dec. 6) ... Recorded career-high seven tackles, including one for loss of one yard, and recovered fumble at Georgia (Nov. 29) ... Registered one sack for loss of 12 yards vs. Clemson (Nov. 15) ... Had four tackles, including career-high 2.5 for loss of 13 yards and one sack that forced fumble which Quayshawn Nealy returned for TD at NC State (Nov. 8) ... Registered one solo tackle vs. Virginia (Nov. 1) ... Recorded one solo tackle at Pitt (Oct. 25) ... Had three tackles, including two solo, at North Carolina (Oct. 18) ... Registered two tackles at Virginia Tech (Sept. 20) ... Tied career high with three solo tackles and started in second-straight game vs. Georgia Southern (Sept. 13) ... Registered three tackles and recorded first start of season at Tulane (Sept. 6) ... Recorded two tackles, including one solo, against

Wofford (Aug. 30) ... Graduated from Georgia Tech in December with bachelor's degree in business administration.

2013 (Redshirt Sophomore): Played in all 13 games and made one start (vs. Alabama A&M) ... Recorded 16 tackles, 2.5 tackles for loss and 1.5 sacks ... Had two interceptions and forced one fumble ... Registered two solo tackles and returned interception 95 yards for touchdown in season opener vs. Elon (Aug. 31) ... Started vs. Alabama A&M (Nov. 23) and responded with monster game ... Had three tackles, 1.5 sacks, one interception and forced fumble ... Recorded three tackles including tackle for loss vs. Ole Miss in Music City Bowl (Dec. 30).

2012 (Redshirt Freshman): Played in all 14 games and made one start – vs. Middle Tennessee State (Sept. 29) ... Recorded four tackles, including one solo tackle ... Broke up one pass ... Registered two solo tackles against Middle Tennessee State ... Had tackle and pass break-up in win at Maryland (Nov. 3).

2011 (True Freshman): Redshirted, did not play.
High School: Normal Community West HS ... Earned three varsity letters under coach Darren Hess ... Played quarterback, safety and linebacker, and served one year as team captain ... Named team MVP ... Selected all-conference at both quarterback and safety ... Named conference player of the year ... Named all-state by Rivals and *Champaign News-Gazette* ... Averaged 9.5 yards per carry and rushed for 20 touchdowns as senior ... Passed for more than 700 yards and six touchdowns.

Personal: Full name is Tyler Joseph Marcordes ... Born Oct. 9, 1992 in Peoria, Ill. ... Parents are Bill and Dawn ... Bill played football at Illinois Wesleyan in late 1980s ... Grandfather, Bill Sr., played football at Bradley University in 1960s and was drafted by Philadelphia Eagles in 1965 ... Has five siblings - Hayley, Tess, Bryce, Linda, Remi and Anya.

CAREER HIGHS

Tackles: 7 at Georgia, Nov. 29, 2014
Tackles For Loss: 2.5 at NC State, Nov. 8, 2014
Sacks: 1.5 vs. Alabama A&M, Nov. 23, 2013
Interceptions: 1, twice – last time vs. Alabama A&M, Nov. 23, 2013
Forced Fumbles: 1 at NC State, Nov. 8, 2014
Fumbles Recovered: 1 at Georgia, Nov. 29, 2014
Longest INT Return: 95 (TD) vs. Elon, Aug. 31, 2013

CAREER STATISTICS

DEFENSIVE									
YEAR	G-GS	UT	AT	TT	TFL-YDS	QBS-YDS	FF/FR	PBU	INT-YDS
2011 – Did Not Play (Redshirted)									
2012	14-1	2	2	4	0.0-0	0.0-0	0/0	1	0-0
2013	13-1	11	5	16	2.5-15	1.5-9	1/0	0	2-95
2014	14-7	20	11	31	5.5-30	2.0-23	1/1	0	0-0
Career	41-9	33	18	51	8.0-45	3.5-32	2/1	1	2-95



50 ANDREW MARSHALL


OL • So. • 6-4 • 270
Cumming, Ga. (West Forsyth HS)

2014 (True Freshman): Played in 10 games, including final six ACC games ... Aided Tech's offensive line that allowed just 0.79 sacks per game (1st in ACC, 2nd nationally) ... Tech ranked first nationally in rushing offense, posting school-record marks for rushing yards (4,789) and rushing yards per game (342.1) ... 2014-15 ACC Honor Roll.

High School: West Forsyth HS, 2014 ... Played center under coach Frank Hepler ... Helped West Forsyth win Region 6 6A state championship in 2012-13 ... Named second-team all-state selection at center in 2011 and 2012, and was first-team all-state pick in 2013 ... Also garnered multiple all-region and all-county picks ... Was named team's most valuable player in 2013 ... Standout in class, was four-year DECA student and three-time DECA national qualifier ... Lists most memorable athletic accomplishment as beating undefeated Hillgrove in playoffs in 2011.

STUDENT-ATHLETE PROFILES

Personal: Full name is Andrew Douglas Marshall ... Born September 19, 1995, in Jackson, Ala. ... Parents are Sonny and Teresa ... Has two sisters, Lauren and Lindsey ... Undecided on major ... Began playing football after father convinced to take up sport at age 7.



34 MARCUS MARSHALL

BB • Fr. • 5-10 • 200
Raleigh, N.C. (Millbrook HS)

High School: Younger brother of Georgia running back Keith Marshall ... Set school's season rushing record with 2,198 yards and 31 touchdowns for Millbrook HS ... Scored all 12 of Millbrook's touchdowns in state playoffs ... 2014 Conference Offensive MVP ... Named all-conference and all-Raleigh Metro as senior ... Also academic all-conference selection ... Ranks third on school's career rushing list with 3,165 ... Holds Millbrook school record for most points scored in season (186) and rushing yards in game (350 vs. Jack Britt in 2014 playoffs) ... Tied brother's record for most points scored in game (30) ... Had 4.3 GPA.



16 TAQUON MARSHALL

AB • Fr. • 5-10 • 175
Hamilton, Ga. (Harris County HS)

High School: Lettered three years in football, two years in track and one year in baseball at Harris County High School ... Passed for 1,376 yards and 18 touchdowns and rushed for 1,436 yards and 12 touchdowns as senior ... First-team Class 5A All-State as athlete by Georgia Sports Writers Association ... Named 2014 All-Bi-City Offensive Player of the Year ... Named to All-Region 5-1A First Team in 2013 and 2014 ... Two-time recipient of Ironman Award (2013, 2014) ... Named first-team All-City by Columbus Ledger in 2013 ... Was 2014 All-Region 5-1A performer in track ... Ran 100m in 10.8 in 2014.

Personal: Full name is TaQuon Cartorious Marshall ... Born Sept. 20, 1996, in Columbus, Ga. ... Son of William and Tiffany Marshall ... Has one older brother, TieRre.



12 CHASE MARTENSON

QB • RFr. • 6-2 • 201
Dunwoody, Ga. (Marist School)

2014 (True Freshman): Did not play, redshirted ... Member of scout team.
High School: Marist School ... Quarterbacked triple-option offense under Coach Alan Chadwick ... As senior, rushed for 1,264 yards and threw for 782 yards while scoring 21 rushing touchdowns and throwing eight scores ... Helped lead Marist to 11-3 record and regional championship, advancing to state semifinals of AAAA playoffs ... Was named team captain ... Earned All-DeKalb County senior season ... Also accomplished prep swimmer ... As senior, earned high school All-American status and swam anchor leg on Marist's state championship 200 medley relay ... Also named captain of swim team.

Personal: Full name is Chase Ryan Martenson ... Born October 29, 1995 ... Parents are Marty and Colleen Martenson ... Father played football at North Carolina State from 1982-1986 ... Mother was NC State gymnast ... Began playing football at age 7 ... Has three brothers, Austin, Cannon and Cooper ... Majoring in management ... Chose Georgia Tech based on academics and opportunity to play college football at highest level.



13 JOHN MARVIN

DB • So. • 6-1 • 193
Ft. Walton Beach, Fla. (Ft. Walton Beach HS)

2014 (Redshirt Freshman): Saw action in first eight games of season ... Did not record any stats.

2013 (True Freshman): Redshirted, did not play.

High School: Ft. Walton Beach, 2013 ... Played running back and defensive back for coach Mike Owens ... Rated as three-star recruit by Rivals ... Named to Panhandle Super 60 Team ... First-team all-state pick ... Named to Prepart All-Southeast Region Team ... Presented with Ft. Walton Beach's Viking Award as 2012 team MVP ... Finished senior season with 67 tackles, one sack and seven pass break-ups ... Averaged 43.3 yards on four kickoff returns, including 83-yarder in November game versus Choctawhatchee ... Was senior captain ... Also ran 100m and 200m for high school track team.

Personal: Full name is John Lewis Marvin II ... Parents are John Sr. and Valorie ... Born May 5, 1995, in Fort Walton Beach, Fla. ... Has two older sisters – Juntae and Veronica ... Hobby is fishing ... Majoring in business administration.



18 ZACH MATTHEWS

LB • So. • 6-2 • 180
Suwanee, Ga. (Lambert HS)

2014 (True Freshman): Did not play ... Member of scout team ... 2014-15 ACC Honor Roll.

High School: Lettered four years in football for head coach Sid Maxwell at outside LB for Lambert HS ... Also lettered four years in track & field for head coach Natalie Leonard, competing in 200m, 400m, 4x400m, and long jump ... Captained both teams for one year ... Led Lambert to region runner-up finish in football as senior ... Was All-Region 6-6A as senior in 400m and long jump ... Was Forsyth County Defensive Player of the Year as senior by *Forsyth County News* ... All-Region 6-6A selection as senior at OLB ... Recorded eight tackles in North Fulton-Forsyth Touchdown Club Senior Bowl ... Tallied 103 total tackles as senior ... Set school-record in 400m (50.16) and long jump (20-8) as senior.

Personal: Full name is Zachary Keith Matthews ... Goes by Zach ... Parents are Vince and Kim Matthews ... Born Nov. 22, 1995, in Atlanta ... Has one sister, Katherine ... Graduated No. 7 out of 563 in senior class ... Member of National Honor Society, BETA Club, Mu Alpha Theta, and Science National Honor Society ... Majoring in mechanical engineering ... Chose Georgia Tech because of its "outstanding engineering program, large alumni network, and opportunity to walk onto football team".


STUDENT-ATHLETE PROFILES



29 AUSTIN McCLELLAN

AB • R Jr. • 5-9 • 186
Wildwood, Fla. (Trinity Catholic HS)

2014 (Redshirt Sophomore): Did not play ... Member of scout team.
2013 (Redshirt Freshman): Saw action in three games ... Rushed two times for five yards ... Rushed one time for five yards vs. Syracuse (Oct. 19) ... Carried once for no yards vs. Alabama A&M (Nov. 23).
2012 (True Freshman): Redshirted, did not play.
High School: Trinity Catholic HS ... Was part of four district championships (2008-11) and state title team in 2010 ... Two-time Marion County Athlete of the Week ... Ran on 4x100m relay team that won state title in 2010.
Personal: Full name is Austin Martin McClellan ... Born Feb. 27, 1994, in Leesburg, Fla. ... Son of James and Jeanie McClellan ... Listed most memorable athletic accomplishment as winning 2010 state football title ... Began playing football at age 9 ... Majoring in engineering.



95 TYLER MERRIWEATHER

DE • Fr. • 6-3 • 231
Demopolis, Ala. (Demopolis HS)

2014 (True Freshman): Played in five games ... Recorded two tackles ... Had one tackle at NC State (Nov. 8) ... Recorded one tackle in first collegiate game in season opener against Wofford (Aug. 30).
High School: Demopolis HS ... Played four years of football under coach Tom Causey ... Was versatile athlete, playing outside linebacker, middle linebacker and defensive end ... Was three-year team captain ... Named honorable mention all-state pick at defensive line in 2013 ... Made 41 tackles senior season, including 20 for loss and three sacks.
Personal: Full name is Tyler Thomas Merriweather ... Born July 1, 1996, in Demopolis, Ala. ... Parents are Malcom and Hattie ... Intends to major in electrical engineering ... Began playing football in sixth grade.




86 ANTONIO MESSICK

WR • R So. • 6-3 • 195
Fayetteville, Ga. (Fayette County HS)

2014 (Redshirt Freshman): Saw action in five games ... Played against Wofford (Aug. 30), at Tulane (Sept. 6), Pitt (Oct. 25), Virginia (Nov. 1), NC State (Nov. 8) and Florida State (Dec. 6) ... Recorded one catch for 16 yards with TD ... First career catch was 16-yard touchdown reception at NC State (Nov. 8).
2013 (True Freshman): Redshirted, did not play.
High School: Fayette County, 2013 ... Played football, basketball and ran track ... Selected to play in Georgia East-West All-Star Game ... Had 95-yard touchdown run ... Named to Prepstar All-Southeast Region Team.

Personal: Parents are Kirk and Jeanette Messick ... Has four siblings ... Born Dec. 21, 1994, in Riverdale, Ga. ... Previously lived in Jonesboro, Ga. ... Wants to one day be engineer ... Enjoys playing video games, basketball and watching television ... Began playing football in seventh grade ... Majoring in literature, media and communication.



6 CHRIS MILTON

DB • R Sr. • 5-11 • 190
Folkston, Ga. (Charlton County HS)

2014 (Redshirt Junior): Started all 14 games ... Had 32 tackles, including 25 solo, and one tackle for loss ... Had two interceptions ... Returned one interception for touchdown, blocked one field goal and blocked one PAT ... Registered career-high eight tackles with an interception in Orange Bowl win over Mississippi State on New Year's Eve ... Recorded one solo tackle vs. Florida State in ACC Championship Game (Dec. 6) ... Tallied five tackles, including four solo, at Georgia (Nov. 29) ... Returned interception 62 yards for touchdown, had one pass breakup and two solo tackles vs. Clemson (Nov. 15) ... Had one solo tackle vs. Virginia (Nov. 1) ... Tallied three tackles, including two tackles, at Pitt (Oct. 25) ... Recorded two tackles, including one solo, at North Carolina (Oct. 18) ... Had one solo tackle and two pass break-ups vs. Duke (Oct. 11) ... Started vs. Miami (Oct. 4) ... Blocked field goal and recorded two solo tackles, including one for loss of four yards, at Virginia Tech (Sept. 20) ... Registered three solo tackles vs. Georgia Southern (Sept. 13) ... Recorded three solo tackles at Tulane (Sept. 6) ... Had one tackle, blocked at PAT and broke up pass against Wofford (Aug. 30).

2013 (Redshirt Sophomore): Played in all 13 games and started six games at safety ... Recorded 16 tackles, including 13 solo tackles, and one tackle for loss ... Picked off two passes, including one returned for touchdown ... Had two pass break-ups ... Had all three of Georgia Tech's blocked punts ... Recorded 54-yard interception return for touchdown, blocked punt and had two pass break-ups in season opener vs. Elon (Aug. 31) ... Had three solo tackles and tackle for loss vs. North Carolina (Sept. 21) ... Recorded three solo tackles and had 13-yard interception return at Miami (Oct. 5) ... Blocked punt and had two tackles at BYU (Oct. 12) ... Blocked another punt next week and had 22-yard punt return vs. Syracuse (Oct. 19).

2012 (Redshirt Freshman): Played in all 14 games and made one start ... Named Tech's special teams player of the game two times ... Recorded 20 tackles with 17 of them solo tackles ... Had two pass break-ups and forced one fumble ... Also had pair of kickoff returns ... Recorded three solo tackles in back-to-back games against Presbyterian (Sept. 8) and Virginia (Sept. 15) ... Registered pair of tackles and forced fumble in win over Boston College (Oct. 20) ... Recorded three tackles at North Carolina (Nov. 10) ... Recorded for tackles, including three solo tackles, vs. Florida State in ACC Championship Game (Dec. 1).

2011 (True Freshman): Redshirted, did not play.
High School: Charlton County HS ... Earned four varsity letters for coach Rich McWhorter ... Played quarterback and running back as senior ... Rated as 19th-best prospect in state by *Atlanta Journal-Constitution* ... Rushed for 975 yards as senior ... As junior he passed for 2,600 yards and rushed for 1,100 yards while completing 57 percent of pass attempts ... As punter, averaged nearly 39 yards per attempt ... Helped lead CCHS to regional titles in 2007, 2008 and 2009 ... Named all-state in 2009 and 2010 ... Chosen to play in GACA North-South All-Star Game.

Personal: Full name is Christopher Devon Milton ... Parents are Norris and Victoria ... Has three siblings — Norris Jr., Sharena and Terrence ... Norris Jr. played football at Clark Atlanta ... Terrence currently plays for Clark Atlanta ... Related to former Tech standout Tashard Choice ... Born Sept. 15, 1992, in Waycross, Ga. ... Previously lived in Callahan, Fla. ... Enjoys fishing and watching movies ... Began playing football at age 7 ... Business administration major.

STUDENT-ATHLETE PROFILES


CAREER HIGHS

Tackles: 8 vs. Mississippi State, Dec. 31, 2014
Forced Fumbles: 1 vs. Boston College, Oct. 20, 2012
Interceptions: 1, three times – last time vs. Clemson, Nov. 15, 2014
Interception Returns: 62 vs. Clemson, Nov. 15, 2014 (TD)
Pass Break-Ups: 2, three times – last time vs. Duke, Oct. 11, 2014
Blocked Field Goals: 1, at Virginia Tech, Sept. 20, 2014
Blocked Punts: 1, three times – last time vs. Syracuse, Oct. 19, 2013

CAREER STATISTICS

DEFENSIVE


YEAR	G-GS	UT	AT	TT	TFL-YDS	QBS-YDS	FF/FR	PBU	INT-YDS
2011 – Did Not Play (Redshirted)									
2012	14-1	17	3	20	0.0-0	0.0-0	1/0	2	0-0
2013	13-6	13	3	16	1.0-2	0.0-0	0/0	2	2-67
2014	14-14	25	7	32	1.0-4	0.0-0	0/0	4	1-62
Career	41-21	55	13	68	2.0-6	0.0-0	1/0	8	3-129



59 SCOTT MORGAN

DL • Fr. • 6-5 • 275
Woodstock, Ga. (Etowah HS)

High School: Twin brother of fellow Georgia Tech signee Brad Morgan ... Lettered three years in football for head coach Dave Svehla ... Named first-team Georgia Class 6A All-State by *Atlanta Journal-Constitution* and Georgia Sports Writers Association ... Named 2014 Defensive Player of the Year by Cherokee County Gridiron Club ... First-team All-Region 5-6A ... First-team All-County ... Tallied 74 tackles, 12 tackles for loss, 7.5 sacks, one interception and five touchdowns as senior ... Played in inaugural Cherokee County School District Senior Bowl ... Started as junior and senior ... Started on freshman team at center ... Also wrestled for three years ... Led Etowah to 2013-14 Region 5-6A wrestling championship ... Also lettered one year in track.



51 BRANT MITCHELL

LB • Fr. • 6-2 • 240
Knoxville, Tenn. (Webb School)

High School: Two-time Tennessee Mr. Football in Division II-A in 2013 and 2014 ... Named to Tennessee Division II-A All-State team as junior and senior ... All-Region selection in 2013 and 2014 ... Region MVP in 2014 ... PrepXtra Defensive Player of the Year in 2014 ... Led Webb School to three Tennessee state championships ... During senior year, recorded 97 tackles, eight interceptions and one fumble recovery ... Returned two interceptions for touchdown ... Two-way player also played fullback, rushing for 777 yards and 12 total touchdowns ... Also was Webb School's punter, averaging 31.5 yards on 19 punts ... Named Defensive MVP of the 2012 state championship game and earned both Offensive and Defensive MVP honors in 2014 state championship game ... Rushed 12 times for 145 yards and three touchdowns, and added two interceptions including one for 55-yard touchdown.



68 MICHAEL MUNS

OL • R.Jr. • 6-4 • 271
Swainsboro, Ga. (Swainsboro HS)

2014 (Redshirt Sophomore): Did not play.
2013 (Redshirt Freshman): Did not see game action.
2012 (True Freshman): Redshirted, did not play.
High School: Swainsboro HS ... Two-time first-team all-region pick in 2010 and 2011 ... Played in CSRA Senior Bowl ... Was part of region runner-up team in 2009 and won 3AA region title in 2010 ... Invited to Under Armour All-American Combine in 2011 ... Was five-time Swainsboro HS Player of the Week between 2010 and 2011.
Personal: Full name is Michael Branan Muns ... Born July 16, 1994, in Augusta, Ga. ... Son of Tommy and Kathy Muns ... Has one step-brother, David ... Uncle, William Branan, attended Tech in late 1960s ... Began playing football at age 7 ... Named to Honor Roll every year in high school and was honor graduate ... Majoring in history.



60 BRAD MORGAN

OL • Fr. • 6-5 • 266
Woodstock, Ga. (Etowah HS)

High School: Twin brother of fellow Georgia Tech signee Scott ... Lettered three years in football for head coach Dave Svehla ... Named first-team Georgia Class 6A All-State by *Atlanta Journal-Constitution* and Georgia Sports Writers Association ... Named 2014 Offensive Lineman of the Year by Cherokee County Gridiron Club ... Graded out at 93 percent during senior season ... Had 101 knockdown blocks ... Played in inaugural Cherokee County School District Senior Bowl ... Started as junior and senior ... First-team All-Region 5-6A and all-County as junior and senior ... Three-year letterwinner in wrestling ... 2013 state qualifier, finishing sixth ... Also lettered one year in track.



23 DOMONIQUE NOBLE

LB • RSr. • 6-2 • 214
Mount Ulla, N.C. (West Rowan HS)

2014 (Redshirt Junior): Played in 10 games ... Had five solo tackles ... Had one solo tackle vs. Miami (Oct. 4) ... Had one solo tackle at Tulane (Sept. 6) ... Recorded three solo tackles in season opener vs. Wofford (Aug. 30).
2013 (Redshirt Sophomore): Played in all 13 games and started four times ... Recorded 28 tackles, including 24 solo tackles, 2.0 tackles for loss and three pass break-ups ... Had four tackles, three solo tackles and tackle for loss in shutout of Syracuse (Oct. 19) ... Registered five tackles, including four solo tackles, at Virginia (Oct. 26) ... Had four solo tackles vs. Alabama A&M (Nov. 23) ... Had career highs for tackles (7), solo tackles (5) and had tackle for loss vs. Ole Miss in Music City Bowl (Dec. 30).
2012 (Redshirt Freshman): Played in 13 games as back-up in secondary, and on special teams ... Recorded five tackles on season ... Had solo tackle in win over Virginia (Sept. 15) ... Recorded solo tackle vs. Duke (Nov. 17) ... Had tackles in late-season games against ranked opponents, Georgia (Nov. 24) and Florida State (Dec. 1).
2011 (True Freshman): Redshirted, did not play.

STUDENT-ATHLETE PROFILES

High School: West Rowan HS ... Played four years of football and served two seasons as team captain ... Led West Rowan to state championships in 2008, 2009 and 2010 ... Earned all-state honors ... Played in Shrine Bowl ... Led county in interceptions for three straight seasons ... Made academic honor roll and Dean's List ... Also played four seasons on basketball team.

Personal: Parents are Edward and Angela Lindsay ... Born Jan. 15, 1993, in Washington, D.C. ... Has two sisters and two brothers ... Majoring in business administration.

CAREER HIGHS

Tackles: 7 vs. Ole Miss, Dec. 30, 2013
Solo Tackles: 5, vs. Ole Miss, Dec. 30, 2013
Tackles for Loss: 1.0, twice – last time vs. Ole Miss, Dec. 30, 2013
Pass Break-Ups: 2 at Virginia, Oct. 26, 2013

CAREER STATISTICS

DEFENSIVE

YEAR	G-GS	UT	AT	TT	TFL-YDS	QBS-YDS	FF/FR	PBU	INT-YDS
2011 – Did Not Play (Redshirted)									
2012	13-0	2	3	5	0.0-0	0.0-0	0/0	0	0-0
2013	13-4	24	4	28	2.0-4	0.0-0	0/0	3	0-0
2014	10-0	5	0	5	0.0-0	0.0-0	0/0	0	0-0
Career	36-4	31	7	38	2.0-4	0.0-0	0/0	3	0-0



80 BRANDON OLIVER

WR • R Sr. • 5-11 • 208
Douglasville, Ga. (Lithia Springs HS)

2014 (Redshirt Junior): Saw action in five games – Wofford, Tulane, Pitt, Virginia and NC State ... Did not record any stats.

2013 (Redshirt Sophomore): Played in five games – vs. Elon, BYU, Syracuse, Clemson and Alabama A&M ... Did not record any stats.

2012 (Redshirt Freshman): Was not a part of program.

2011 (True Freshman): Redshirted, did not play.

High School: Lithia Springs HS ... Earned two varsity letters for Lions ... Played wide receiver, cornerback and punter ... Named all-county as senior ... Scored three touchdowns vs. Paulding County ... Caught 80-yard TD pass ... Also played basketball and baseball ... Scholar Award and Georgia Certificate of Merit Award ... Maintained GPA of 3.9 or higher throughout high school.

Personal: Full name is Brandon Devoe Oliver ... Born July 24, 1993 ... Parents are Michael and Lydia ... Michael played baseball at Savannah State ... Has one sibling, Braelen ... Uncle, Alfred Hill, played football at Purdue ... Majoring in business administration.



15 DENIS ONWUALU

AB • R Sr. • 5-8 • 180
Alpharetta, Ga. (Northview HS)

Moved to A-Back during spring drills.

2014 (Redshirt Junior): Did not play.

2013 (Redshirt Sophomore): Was not on team.

2012 (Redshirt Freshman): Played in one game, vs. Presbyterian (Sept. 8) ... Did not record any stats.

2011 (True Freshman): Redshirted, did not play.

High School: Northview HS ... Played three seasons of football for coach Chad Davenport ... Served two years as team captain ... Played running back and cornerback ... Earned all-conference as running back ... Rushed for 1,000 yards as senior ... Also ran track for one season.

Personal: Parents are Denis and Amala ... Born July 9, 1993, in Huntsville, Ala. ... Previously lived in Richmond, Va., and Hillsboro, Ore. ... Has two siblings – Beverly and Brittany ... Good student who scored 1980 on SAT ... Majoring in electrical engineering.



82 CHRISTIAN PHILPOTT

WR • Fr. • 6-3 • 203
Tallahassee, Fla. (North Florida Christian)

High School: Lettered three years in football for head coach Robert Craft ... Played receiver, free safety and special teams returner ... Was three-year captain ... 2014 Class 2A Player of the Year ... 2013 Class 2A All-State First Team and 2014 Class 2A All-State First Team in football ... Caught 44 passes for 902 yards and 10 touchdowns as senior ... Finished career with 111 receptions for 2,070 receiving yards and 21 touchdowns ... Played in 2014 FACA North South All-Star Game ... Caught 48-yard pass and game-winning two-point conversion ... 2014 All-Big Bend selection in football ... Also letter four years in track ... Competed in long jump, 200m, 400m, 4x100m, 4x200m and 4x400m ... Was three-year captain for track team ... Was 2013 Class 1A state champion in 200m and 2014 state champion in both 200m and 400m ... Named 2013 and 2014 Florida Class 1A All-State First Team in track & field ... Is North Florida Christian's school record holder in boys 200m (21.45) and 400m (48.17) ... 2013 and 2014 All-Big Bend selection in track.

Personal: Full name is Christian Monty Philpott ... Born Jan. 11, 1997, in Baltimore, Md. ... Son of Robert Jr. and Lazania Philpott ... Has one older brother, Robert III ... Plans to major in biomedical engineering.



85 RYAN RODWELL

P • R Jr. • 6-2 • 188
DeLand, Fla. (DeLand HS)

2014 (Redshirt Sophomore): Played in 14 games ... Punted ACC-low 32 times for average of 40.2 yards ... Had 13 punts downed inside 20 and three over 50 yards ... Had zero punts blocked ... Punted three times for 33.7 average vs. Mississippi State in Orange Bowl ... Punted twice for 69 yards with one punt landing inside 20 vs. Florida State in ACC Championship Game (Dec. 6) ... Had three punts that averaged 41.3 yards per punt and included one touch back at Georgia (Nov. 29) ... Punted once for 45 yards vs. Clemson (Nov. 15) ... Saw action at NC State (Nov. 8) ... Booted three punts for average of 39.7 yards per punt, including 54-yard punt, vs. Virginia (Nov. 1) ... Averaged 41.5 yards per punt on two punts at Pitt (Oct. 25) ... Punted twice for total of 60 yards at North Carolina (Oct. 18) ... Had 43-yard punt that was downed inside 20 vs. Duke (Oct. 11) ... Rushed for 10 yards and Tech first down on fake punt and punted three times for 115 yards, including one punt for 50 yards, vs. Miami (Oct. 4) ... Booted career-long 55 yard punt and averaged career-high 46.8 yards per punt on four attempts at Virginia Tech (Sept. 20) ... Tied career high with five attempts and set career highs for punts inside 20 (4) and averaged 43.8 yards per punt vs. Georgia Southern (Sept. 13) ... Recorded one punt for 35 yards that landed inside 20 at Tulane (Sept. 6) ... Had two punts for 85 yards with one landing inside 20 against Wofford (Aug. 30).

2013 (Sophomore): Redshirted, did not play.

2012 (True Freshman): Played in six games ... Punted 13 times for average of 39.7 yards ... Had two punts downed inside 20 ... Took over primary punting duties in

PLAYERS & STAFF

STUDENT-ATHLETE PROFILES

Miami game (Sept. 22) after Sean Poole went down with injury ... Served as punter for next five games ... Punted two times for average of 43.5 yards vs. Middle Tennessee State (Sept. 29) ... Had career-high five attempts, including long of 52 yards, vs. BYU (Oct. 27) ... 2012-13 ACC Honor Roll.

High School: DeLand HS ... Played for head coach Ryan Smith ... Averaged 43.8 yards per punt as senior ... Earned all-state honors ... Rated #14 as five-star punter by Kohl's Kicking ... Ranked 25th among ESPN's top 100 kickers in 2011 ... Also kicked for DeLand and was 33-of-36 on PATs and four-of-six on field goals ... Booted game-winner in overtime to beat Seabreeze, 20-17, in 2011 ... Career-long 45-yarder came in that game ... Reached FHSAA Class 6A state title game in 2009 ... Team won district championships in 2010 and 2011 ... Named to Honor Roll all four years and earned DeLand's Scholar Athlete Award four times ... Earned school's 2010-11 Advisory Council's Academic Excellence Award.

Personal: Full name is Ryan Bruce Rodwell ... Born Oct. 26, 1993 in DeLand, Fla. ... Son of John and Diane Miller ... Has two sisters – Tasha Howard and Megan Rodwell ... Sister Megan is soccer player at Lynn University ... Began playing football at age 16 after growing up playing soccer ... Majoring in industrial engineering.

CAREER HIGHS

Longest Punt: 55 at Virginia Tech, Sept. 20, 2014

Punt Attempts: 5, twice – last time vs. Georgia Southern, Sept. 13, 2014

Highest Punt Average (min. 2 attempts): 46.8 at Virginia Tech, Sept. 20, 2014


Rushing yards: 10 vs. Miami, Oct. 4, 2014 (on fake punt)

Inside 20: 4 vs. Georgia Southern, Sept. 13

CAREER STATISTICS

SCORING

YEAR	G-GS	P	YDS	AVG	TB	FC	I20	50+	BLK	LG
2012	6-0	13	516	39.7	0	3	2	1	0	52
2013 – Did Not Play (Redshirted)										
2014	14-0	32	1,285	40.2	2	7	13	3	0	55
Career	20-0	45	1,801	40.0	2	10	15	4	0	55



41 ROD ROOK-CHUNGONG

DE • R.Jr. • 6-3 • 243
Silver Spring, Md. (Good Counsel HS)

2014 (Redshirt Sophomore): Saw action in 12 games, making six starts ... Had 18 tackles, including 15 solo, 2.5 tackles for loss and 1.5 sacks ... Registered three solo tackles, one tackle for loss, one sack, and recovered fumble in Orange Bowl win over Mississippi State ... Tallied two tackles vs. Florida State in ACC Championship Game (Dec. 6) ... Had two solo tackles vs. Clemson (Nov. 15) ... Tallied one solo tackle at NC State (Nov. 8) ... Saw action at Pitt (10/25) ... Registered one solo tackle vs. Duke (Oct. 11) ... Broke up pass vs. Miami (Oct. 4) ... Had one solo tackle at Virginia Tech (Sept. 20) ... Tallied one tackle and first career sack vs. Georgia Southern (Sept. 13) ... Recorded two tackles and first career tackle for loss of five yards at Tulane (Sept. 6) ... Made first career start in first career game and tallied five tackles in season opener against Wofford (Aug. 30).

2013 (Redshirt Freshman): Did not play ... Missed season recovering from injury.

2012 (True Freshman): Redshirted, did not play ... 2012-13 ACC Honor Roll.

High School: Good Counsel HS ... Played for head coach Bob Milloy ... Three-star Rivals recruit ... Good Counsel finished 12-0 for first undefeated season in school history ... Team captain ... Totaled 18 tackles for loss and nine sacks as senior ... First-team all-conference pick ... Consensus All-State pick and All-Metro selection by The Washington Post.

Personal: Full name is Roderick Anthony Rook-Chungong ... Born February 21, 1994 ... Son of Richard Chungong Sr. and Angela Rook ... Has three siblings – Richard Jr., Larisa and Kimberly ... Wore No. 50 in high school, and received number when mother was 50 years old ... Majoring in literature, media and communication.

CAREER HIGHS

Tackles: 5 vs. Wofford, Aug. 30, 2014

Solo Tackles: 4 vs. Wofford, Aug. 30, 2014

TFL: 1, twice – last vs. Mississippi State, Dec. 31, 2014


Sacks: 1.0 vs. Mississippi State, Dec. 31, 2014

Pass Break-Ups: 1 vs. Miami, Oct. 4, 2014

CAREER STATISTICS

DEFENSIVE

YEAR	G-GS	UT	AT	TT	TFL-YDS	QBS-YDS	FF/FR	PBU	INT-YDS
2012 – Did Not Play (Redshirted)									
2013 – Did Not Play (Injured)									
2014	12-6	15	3	18	2.5-15	1.5-10	0/1	1	0-0
Career	12-6	15	3	18	2.5-15	1.5-10	0/1	1	0-0



94 ANREE SAINT-AMOUR

DL • Fr. • 6-3 • 236
Suwanee, Ga. (North Gwinnett HS)

High School: Lettered at North Gwinnett HS for head coach Bob Spire ... Team captain as senior ... Totaled 59 tackles, including 24 tackles for loss, 15 hurries, three sacks and four forced fumbles as senior for Region 7-6A champion North Gwinnett HS ... Named all-state and all-region as senior ... Had 75 tackles and four sacks as junior ... Played in 2014 Gwinnett County All-Star Game ... Led North Gwinnett to state championship game as junior in 2013.

Personal: Son of Manfred and Frednise Saint-Amore ... Older brother Manrey started four years on offensive line at Georgia Southern.



33 JALEN SAUNDERS

WR • RSo. • 6-1 • 188
Augusta, Ga. (Evans HS)

2014 (Redshirt Freshman): Played in one game ... Saw action vs. Virginia (Nov. 1) ... Did not record any stats ... 2014-15 ACC Honor Roll.

2013 (True Freshman): Redshirted, did not play.

High School: Evans HS, 2013 ... Earned three varsity letters ... Played wide receiver and free safety for coach Marty Jackson ... Also played three seasons of baseball ... Good student – honor roll, Math Honor Society, National Honor Society, Beta Club ... Produced 4.0 GPA throughout high school.

Personal: Full name is Jalen Marsalis Saunders ... Parents are Willie and Lezetta ... Born Feb. 4, 1995, in Augusta, Ga. ... Has three siblings – Ian, Camille and Lauryn ... Cousin, Mathis Abrams, played football at South Carolina ... Began playing football at age 9 ... Considering major in nuclear engineering.

STUDENT-ATHLETE PROFILES



63 RUSTY SCOTT

LB • RSr. • 6-3 • 211
Lincolnton, Ga. (Lincoln County HS)

2014 (Redshirt Junior): Did not play ... Member of scout team.
2013 (Redshirt Sophomore): Saw action in two games – vs. Elon (Aug. 31) and Alabama A&M (Nov. 23) ... Did not record any stats.
2012 (Redshirt Freshman): Did not see game action ... Member of scout team.
2011 (True Freshman): Redshirted, did not play.
High School: Lincoln County HS ... Played four seasons under coach Larry Campbell ... Played tight end and outside linebacker ... Served two years as team captain ... Helped lead team to regional titles in 2007, 2008 and 2009 ... Honorable mention all-state as senior ... Team offensive MVP as junior ... Also played four years of baseball, three seasons of basketball and ran 800-meters in track one season ... Was baseball team MVP as senior.
Personal: Full name is Lionel Colvin Scott ... Parents are Russell and Ann ... Russell played football at West Alabama ... Has one sibling, Amanda, who attends Georgia Tech and is on club rowing team ... Born May 2, 1993 in Augusta, Ga. ... Cousin, Brandon Barden, played football at Vanderbilt ... Majoring in mechanical engineering.



74 TIM SEAGER

OL • RSr. • 6-2 • 293
Blacksburg, Va. (Blacksburg HS)

2014 (Redshirt Junior): Did not play ... Member of scout team.
2013 (Redshirt Sophomore): Saw action in two games – vs. Elon (Aug. 31) and Alabama A&M (Nov. 23).
2012 (Redshirt Freshman): Did not see game action ... Member of scout team.
2011 (True Freshman): Redshirted, did not play.
High School: Blacksburg HS ... Played four seasons and served one year as team captain ... Voted by teammates as most valuable offensive lineman in 2010.
Personal: Full name is Timothy Ryan Seager ... Parents are Stephen and Debra ... Has one sister, Katelynne ... Born Nov. 9, 1992, in Elmira, N.Y. ... Enjoys reading, video games, basketball, fishing and tubing ... Majoring in nuclear and radiological engineering.



1 QUA SEARCY

AB • RFr. • 5-11 • 167
Barnesville, Ga. (Lamar County HS)

2014 (True Freshman): Did not play, redshirted ... Member of scout team.
High School: Lamar County, 2014 ... Was three-sport standout, playing four years of football under coach Franklin Stephens ... Also played basketball and ran track ... Played wide receiver on offense and in secondary on defense ... Had team-best 88 tackles, six pass break-ups, five interceptions and two defensive touchdowns ... Returned two kicks for touchdown and passed for one TD ... Had 576 receiving yards for four touchdowns and rushed for 233 yards and two TDs ... Led LCHS to 14-1 record and runner-up finish in state playoffs.
Personal: Full name is Micquavius Jordell Searcy ... Born January 7, 1996, in Griffin, Ga. ... Parents are Walter and Amanda Williams ... Has six other siblings and step-siblings – Gregory Boggs, Kenya Williams, Kadeem Williams, Latonya Searcy, Lakeisha Searcy and Dontavious Searcy ... Undecided on major ... Began playing football at age 9.



98 TRENT SELLERS

DL • Fr. • 6-4 • 230
Tyrone, Ga. (Sandy Creek HS)

High School: Played one year of varsity baseball ... Played four years of varsity football, earning three letters ... Defensive captain ... First-team all-region and honorable mention all-state as senior ... Recorded 81 tackles, 8.5 sacks and 29 hurries as senior ... Honorable mention all-region as junior ... Selected to play in Georgia/Florida All-Star Game.
Personal: Full name is Trenton Lee Sellers ... Goes by Trent ... Born June 27, 1997, in College Park, Ga. ... Son of Lee and Lisa Sellers ... Has one older sister, Tori, and one young brother, Hunter ... Dad played football at Auburn ... Plans to major in business ... Chose Georgia Tech because of the coaches, close to home, great environment and he liked the campus.


STUDENT-ATHLETE PROFILES

**93**
ANTONIO SIMMONS**DL • So. • 6-3 • 228**
Jacksonville, Fla. (University Christian School)

2014 (True Freshman): Played in eight games ... Had five tackles, including three solo and half-tackle for loss ... Registered career-high four tackles, including half-tackle for loss of two yards, vs. Clemson (Nov. 15) ... Recorded first career tackle at NC State (Nov. 8).

High School: University Christian School, played one season of football under coach David Peland ... Had monster senior season with 50 tackles, 19.0 tackles for loss and 29.0 sacks ... Helped team to 9-3 record in 2013, including 4-0 mark in district play ... That included five-sack effort vs. Carrollwood Day and six sacks vs. Florida A&M High ... Also blocked punt ... Offensively, finished year with six catches for 108 yards (18.0 ypc) and one touchdown ... Was all-state and all-district pick in 2013.

Personal: Full name is Antonio Maurice Simmons ... Born February 10, 1996, in Jacksonville, Fla. ... Parents are Antonio and Tonya ... Has three siblings ... Related to current Yellow Jackets Marcus Allen and Chris Milton ... Undecided on major ... Began playing football at age 6 ... Chose Georgia Tech in part because of family atmosphere on team, its proximity to home and because of football atmosphere.

**7**
PATRICK SKOV**BB • Gr. • 6-1 • 235**
Guadalajara, Mexico (Stanford)

Transferred to Georgia Tech in June 2015 ... Eligible to play immediately in 2015 ... Has one year of eligibility remaining.

2014 (Senior, Stanford): Played in 11 games ... Had 12 rushes for 18 yards and four touchdowns ... Added one catch for 16 yards ... Career-first touchdown came on two-yard run vs. USC ... Posted rushing TD in three consecutive games — at Arizona State, vs. Oregon State and at Oregon ... Had 29-yard kickoff return vs. Maryland ... First-team Pac-12 All-Academic and Capital One Academic All-District selection.

2013 (Junior, Stanford): Played in all 14 games ... Did not record any rushing stats ... Had one special-teams tackle at USC ... Added two solo tackles and one reception vs. Cal ... First-team Pac-12 All-Academic selection.

2012 (Sophomore, Stanford): Played in all 14 games ... Rushed two times for seven yards, had two catches for nine yards, and two kickoff returns for 33 yards ... Season-best 19-yard return came against Duke ... Added season-long four-yard rush and five-yard reception at Colorado.

2011 (True Freshman, Stanford): Did not play.

High School: Four-year letterwinner for head coach Ken Mills at The Lawrenceville School in Lawrenceville, N.J. ... Was nation's fifth-best fullback prospect by Scout ... First-team all-league and all-region ... New Jersey Prep Offensive Player of the Year ... Mid-Atlantic Prep League Player of the Year ... Rushed for 657 yards and 15 touchdowns on 93 carries as senior ... Added 296 yards on 27 receptions and two touchdowns.

Personal: Full name is Patrick Smith Skov ... Was born in San Francisco, but family moved to Guadalajara, Mexico, in 1999 ... Son of Peter and Terri Skov ... Has one older brother, Shayne, who he played with at Stanford, and two sisters, Olivia and Annika ... Shayne was All-American linebacker at Stanford ... Graduated from Stanford in June 2015 with degree in international relations ... Enrolled in Georgia Tech's MBA program within Scheller College of Business.

**12**
DEMOND SMITH**DB • RSr. • 6-0 • 191**
Monroe, Ga. (Monroe Area HS)

2014 (Redshirt Junior): Played in all 14 games, starting 10 ... Finished third on team with 73 tackles, including 54 solo stops ... Added 2.0 tackles for loss, one interception, four pass break-ups, one fumble recovery and one forced fumble ... Had one interception, forced one fumble, recovered a fumble and broke up four passes ... Talled two solo stops in Tech's Orange Bowl win over Mississippi State (Dec. 31) ... Tied career-high 10 tackles vs. Florida State in ACC Championship game (Dec. 6) ... Registered six tackles, including two solo, at Georgia (Nov. 29) ... Talled three tackles, including one for loss of four yards, vs. Clemson (Nov. 15) ... Recorded five tackles and one pass break-up at NC State (Nov. 8) ... Registered three tackles and one pass break-up vs. Virginia (Nov. 1) ... Had four tackles and recovered one fumble at Pitt (Oct. 25) ... Talled career-high 10 tackles, including nine solo, at North Carolina (Oct. 18) ... Had seven tackles, including six solo, vs. Duke ... Registered three tackles, including two solo, vs. Miami (Oct. 4) ... Had five tackles and one pass break-up at Virginia Tech (Sept. 20) ... Recorded four solo tackles and forced first career fumble vs. Georgia Southern (Sept. 13) ... Caught first career interception, had five tackles and one pass break-up at Tulane (Sept. 6) ... Had team-best six tackles, including one for loss of one yard, in season opener against Wofford (Aug. 30).

2013 (Redshirt Sophomore): Played in all 13 games and started final 10 games of season ... Recorded 45 tackles, 32 solo tackles, 3.0 tackles for loss and half-sack ... Broke up four passes ... Enjoyed terrific five-game stretch from mid-September to mid-October ... Registered four solo tackles at BYU (Oct. 12) ... Had four solo tackles following week in shutout of Syracuse (Oct. 19) ... Recorded seven tackles, including five solo tackles, at Virginia (Oct. 26) ... Had five solo tackles and tackle for loss vs. Pittsburgh (Nov. 2) ... Recorded five tackles and half-tackle for loss at Clemson (Nov. 14) ... Registered 1.5 tackles for loss and half-sack vs. Alabama A&M (Nov. 23).

2012 (Redshirt Freshman): Played in all 14 games as back-up at safety, and on special teams ... Recorded 12 tackles, 11 of which were solo tackles ... Recorded two solo tackles in win at Maryland (Nov. 3) ... Had three tackles at North Carolina (Nov. 10).

2011 (True Freshman): Redshirted, did not play ... Member of scout team.

High School: Monroe Area HS ... Coached by Matt Fligg ... Played quarterback for Purple Hurricanes ... Led team to 11-2 record and state playoff appearance ... Ran option ... Rushed for school record 1,795 yards and 25 touchdowns as senior ... Had 13 rushing attempts of at least 50 yards ... Passed for 431 yards and five touchdowns ... Named all-state and was team MVP as senior ... Two-time all-region selection ... Was on academic honor roll all four years.

Personal: Full name is Demontevious Delirhea Smith ... Goes by Demond (duh-MOND) ... Parents are Garry Smith and Shadonne Wright ... Has younger brother, Degarlow ... Born Nov. 14, 1993, in Rockdale, Ga. ... Enjoys video games and basketball ... Began playing football at age 13 ... Majoring in business administration.

CAREER HIGHS

Tackles: 10, twice — last time vs. Florida State, Dec. 6, 2014

Solo Tackles: 9, at North Carolina, Oct. 18, 2014

TFL: 1.5 vs. Alabama A&M, Nov. 23, 2013

Sacks: 0.5 vs. Alabama A&M, Nov. 23, 2013

Forced Fumbles: 1 vs. Georgia Southern, Sept. 13, 2014

Fumble Recoveries: 1 at Pitt, Oct. 25, 2014

Pass Break-Ups: 1, eight times

Interceptions: 1 at Tulane, Sept. 6, 2014

CAREER STATISTICS**DEFENSIVE**

YEAR	G-GS	UT	AT	TT	TFL-YDS	QBS-YDS	FF/FR	PBU	INT-YDS
2012	14-0	11	1	12	0.0-0	0.0-0	0/0	0	0-0
2013	13-10	32	13	45	3.0-4	0.5-1	0/0	4	0-0
2014	14-10	54	19	73	2.0-5	0.0-0	1/1	4	1-0
Career	41-20	97	33	130	5.0-9	0.5-1	1/1	8	1-0

STUDENT-ATHLETE PROFILES



59 TREY SMITH

OL • So. • 6-4 • 255
Marietta, Ga. (Hillgrove HS)

2014 (True Freshman): Did not play ... Member of scout team ... 2014-15 ACC Honor Roll.

High School: Hillgrove HS ... Lettered four years as offensive lineman for head coach Phil Ironside ... Played in Cobb Senior Bowl VII ... Didn't start playing football until 2009.

Personal: Full name is Murry Dan Smith III ... Goes by Trey ... Parents are Barb and Dan Smith ... Born June 14, 1995, in Atlanta ... Has two sisters, Tessa and Heather ... Father was kicker for Georgia Tech from 1974-76 ... Majoring in international affairs.



22 BRODERICK SNODDY

AB • Rsr. • 5-9 • 190
Carrollton, Ga. (Carrollton HS)

Did not participate in spring drills, recovering from leg injury ... Expected to be at full strength when fall practice begins.

2014 (Redshirt Junior): Played in 10 games, starting three, before suffering season-ending injury ... Carried 28 times for 283 yards for team-best 10.1 yards per rush ... Rushed for three touchdowns ... Hauled in three receptions for 100 yards ... Carried twice for 51 yards, including career-long run of 46 yards, before suffering season-ending injury vs. Clemson (Nov. 15) ... Rushed for 37 yards at NC State (Nov. 8) ... Started for first time in career and rushed for 52 yards on seven carries vs. Virginia (Nov. 1) ... Set career highs for rushing yards (82) and rushing touchdowns (3) while tying Heinz Field record for rushing touchdowns by opponent at Pitt (Oct. 25) ... Rushed five times for 39 yards, had one 33-yard reception and had 26-yard kickoff return at North Carolina (Oct. 18) ... Returned one kickoff for 29 yards at Virginia Tech (Sept. 20) ... Returned two kickoffs for 39 yards, including career-high 25 kick return and recorded one reception for two yards vs. Georgia Southern (Sept. 13) ... Rushed twice for 13 yards and returned one kickoff for 18 yards at Tulane (Sept. 6) ... Totaled 74 yards of offense, which included one carry for nine yards and career-long reception for 65 yards against Wofford (Aug. 30).

2013-14 Track: Earned third-team All-ACC honors in 60m at ACC Indoor Championships ... Recorded four first-places finishes during indoor season ... Took first place in both 60m (6.71) and 200m (21.23) at Vanderbilt Invitational ... Won 60m (6.72) and finished as runner-up in 200m (21.38) at Samford Multi and Invitational Indoor ... Finished 1st 200m with personal best 21.23 at Cupid Classic ... Placed fifth in 200m at ACC Indoor Championships.

2013 (Redshirt Sophomore): Played in 12 games ... Rushed 24 times for 150 yards (6.2 yards per rush) ... Had two kickoff returns for 29 yards ... Carried eight times for 45 yards in season opener vs. Elon (Aug. 31) ... Returned two kickoffs vs. Virginia Tech (Sept. 26) ... Had career highs for rushing attempts (9), rushing yards (69) and longest rush (27) vs. Alabama A&M (Nov. 23).

2012-13 Track: Joined track and field team in January and soon after set school record in 60 meters (6.75) at Auburn Invitational ... One week later at meet hosted by Kentucky, won 200 meters, beating out 40 other competitors ... On Feb. 2 in South Bend, Ind., finished first in 60 with another school record (6.72) ... Broke school record in 60 for third time, winning Samford Invitational in 6.67 ... Qualified for NCAA Championships, finishing 13th nationally in 60 ... Earned second-team Indoor USTFCCA All-American honors ... Ran 10.3 100-meters in first outdoor meet.

2012 (Redshirt Freshman): Played in 13 games as back-up at B-back and on special teams ... Made nine tackles on special teams (eight solo tackles) ... Rushed 13

times for 50 yards and one touchdown ... Had one reception for 11 yards ... Carried six times for 13 yards and first career touchdown vs. Presbyterian (Sept. 8) ... Had three carries for 23 yards and 11-yard reception in win over Virginia (Sept. 15).

2011 (True Freshman): Redshirted, did not play.

High School: Carrollton HS ... Played for coach Rayvan Teague ... Rushed for 1,150 yards and 18 touchdowns as senior ... Rated as 49th-best prospect in state by Atlanta Journal-Constitution ... Named all-area in 2010 ... Invited to play in North-South Game ... Was track star in high school ... Won state 3A championship in 100 (10.76) and the 200 (21.91) ... Made academic honor roll.

Personal: Full name is Broderick Brett Snoddy ... Mother, Lynn ... Has two siblings – Bernard and Krisha ... Born Jan. 3, 1993, in Carrollton, Ga. ... Snoddy and wife Rachel were married June 20, 2015 ... Began playing football at age 6 ... Business administration major.

CAREER HIGHS

Rushing Attempts: 9 vs. Alabama A&M, Nov. 23, 2013

Rushing Yards: 82 at Pitt, Oct. 25, 2014

Rushing Touchdowns: 3 at Pitt, Oct. 25, 2014

Longest Rush: 46 vs. Clemson, Nov. 15, 2014

Receptions: 1, four – last time at North Carolina, Oct. 18, 2014

Receiving Yards: 65 vs. Wofford, Aug. 30, 2014

Longest Reception: 65 yards vs. Wofford, Aug. 30, 2014

Kickoff Returns: 2 vs. Georgia Southern, Sept. 13, 2014

Longest Kick Return: 25 vs. Georgia Southern, Sept. 13, 2014

CAREER STATISTICS

RUSHING

YEAR	G-GS	ATT	YDS	AVG	TD	LG
2012	13-0	13	50	3.8	1	19
2013	12-0	24	150	6.3	0	27
2014	10-3	28	283	10.1	3	46
Career	35-3	65	483	7.4	4	46

RECEIVING

YEAR	G-GS	REC	YDS	AVG	TD	LG
2012	13-0	1	11	11.0	0	11
2013	12-0	0	0	0.0	0	0
2014	10-3	3	100	33.3	0	65
Career	35-3	4	111	27.8	0	65

STUDENT-ATHLETE PROFILES

**99**
TYLER STARGEL**DE • R.Jr. • 6-3 • 246**
Orange Beach, Ala. (Gulf Shores HS)*Did not participate in spring drills, recovering from foot injury.*

2014 (Redshirt Sophomore): Played in 14 games, starting first two games ... Had six tackles, including five solo, 1.0 tackle for loss, 1.0 sack, and broke up one pass ... Had one tackle in Orange Bowl win over Mississippi State (Dec. 31) ... Had one pass break up vs. Duke (Oct. 11) ... Had one solo tackle at Virginia Tech (Sept. 20) ... Notched two tackles which included first career sack for loss of eight yards at Tulane (Sept. 6) ... Recorded first career start and had career-high two tackles against Wofford (Aug. 30).

2013 (Redshirt Freshman): Played in 11 games ... Learned great deal from Jeremiah Attaochu and defensive line coach Mike Pelton ... Made tackle at Miami (Oct. 5) ... 2013-14 ACC Honor Roll.

2012 (True Freshman): Redshirted, did not play ... 2012-13 ACC Honor Roll.

High School: Gulf Shores HS ... Played for head coach Ben Blackmon ... Attended Pickens HS outside of Atlanta as freshman before family moved to Alabama ... Rated as three-star prospect by Rivals and Scout ... Finished senior season with 79 tackles, three sacks, four blocked kicks, three caused fumbles and fumble recovery ... 79 stops led league and was fourth in state ... Second-team all-state and all-region pick.


Personal: Full name is Tyler Dean Stargel ... Born Nov. 23, 1993, in Marietta, Ga. ... Son of Dennis and Rhonda Stargel ... Started playing football at age 8 ... Enjoys listening to live music and is learning guitar ... Chose Tech because "academics are second to none" ... Was four-year member of Honor Roll and National Honor Society in high school ... Majoring in business administration.

**67**
JAKE STICKLER**OL • R.Fr. • 6-5 • 261**
Bradenton, Fla. (Manatee HS)

2014 (True Freshman): Did not play, redshirted ... Member of scout team.

High School: Manatee HS, 2014 ... Was three-year starter under coach Joe Kinnan ... Played both offensive tackle and tight end ... Helped team to Florida 7A state championship title in 2011 ... Part of offensive line that helped Manatee average 323 yards per game rushing and score 47 rushing touchdowns in 2013 ... Team went 11-1 in 2013.

Personal: Full name is Jacob Sean Stickler ... Born February 28, 1996, in Bradenton, Fla. ... Parents are Sean Stickler and Jennifer Hale ... Has three younger siblings – sisters Jordan and Makenna, and brother Griffin ... Father Sean played football at UCF ... Intends to major in business ... Began playing football at age 5 when joined flag football team ... Participated in school's orchestra for seven years ... Can play seven musical instruments ... Chose Georgia Tech in part because of academic prestige that comes from earning Tech degree.

**56**
TREVOR STROEBEL**LS • Jr. • 6-4 • 218**
Saukville, Wis. (Cedarburg HS)

2014 (Sophomore): Played in all 14 games as Tech's short snapper ... Did not record any stats ... 2014-15 ACC Honor Roll.

2013 (True Freshman): Played in six games ... Was forced into action in fourth game of season, nationally-televised Thursday night game vs. Virginia Tech (Sept. 26) ... Handled duties without flaw against Hokies ... Made first special teams 'start' next week at Miami (Oct. 5) ... After watching from sidelines over next four games, took over snapping duties once again for final four games of season ... 2013-14 ACC Honor Roll.

High School: Cedarburg HS, 2013 ... Earned three varsity letters playing for coach Brian Leair ... Played long snapper and center ... Helped lead team to three playoff appearances ... 2010 team finished state runner-up ... 2011 squad won conference title ... Earned high (academic) honors four years ... National Honor Society.


Personal: Full name is Trevor Ronald Stroebel ... Parents are Duey and Laura ... Duey is Wisconsin state legislator ... Born Jan. 31, 1995, in Milwaukee ... Has seven siblings - Spencer, Maggie, Stewart, Mitchell, Lewis, Wesley and Mary ... Spencer was on Princeton crew team from 2008-12 ... Maggie is currently on Princeton crew team ... Wants to one day become politician ... Chose Georgia Tech because of athletics and academics ... Enjoys snowmobiling, which may not be easy to do in Atlanta ... Began long-snapping duties at age 7 ... Majoring in business administration.

**83**
BRAD STEWART**WR • Fr. • 6-1 • 190**
Savannah, Ga. (Benedictine Military School)

High School: Won 2014 and 2015 Ashley Dearing Award, which recognizes Savannah's most versatile male high school athlete ... Was three-sport standout at Benedictine Military School ... Lettered four years in football for head coach Danny Britt at wide receiver and defensive back ... Was team captain as senior ... Lettered four years in basketball for head coach Doug Willet at shooting guard ... Was team captain as senior ... Lettered four years in baseball for head coach Kevin Farmer as centerfielder ... Helped lead football and baseball teams to state championships in 2014 ... Hauled in 68 passes for 1,394 yards and 18 touchdowns as senior ... Was first-team All-American by *MaxPreps* and first-team All-State as senior ... Three-time all-district and all-area selection in football ... Also all-district and all-area selection in both basketball and baseball.

Personal: Full name is Eugene Brandon Stewart II ... Goes by Brad ... Born Sept. 27, 1996, in Savannah, Ga. ... Son of Brandon and Wendy Stewart ... Has one younger sister, Sarah, and one younger brother, Gavin ... Grandfather, Jim Walsh Sr., played football at Auburn (1954-56) and uncle, Jim Walsh Jr., played football at South Carolina (1981-84) ... Student Body President as senior ... Vice President for National Honor Society ... Member of High Honor Roll all four years ... Ranked third in class with 4.3 GPA ... Plans to major in engineering ... Lists academics as his top reason for attending Georgia Tech.

STUDENT-ATHLETE PROFILES



84 MICHEAL SUMMERS

WR • R.Jr. • 6-1 • 196
Statesboro, Ga. (Statesboro HS)

2014 (Redshirt Sophomore): Played in all 14 games, making eight starts ... Had seven receptions for 45 yards ... One of only two players to catch a pass in Orange Bowl ... Caught two passes for 11 yards in Tech's win over Mississippi State (Dec. 31) ... Had one catch for five yards vs. Duke (Oct. 11) ... Hauled in two catches for 14 yards vs. Miami ... Had two receptions for 15 yards against Wofford (Aug. 30) in season opener.

2013 (Redshirt Freshman): Played in all 13 games and started 11 times ... Had 10 receptions for 211 yards (21.1 yards per reception), helping Georgia Tech lead nation in yards per pass completion ... Had two rushing attempts for 19 yards ... Got career off to fantastic start with three receptions for 79 yards in season opener vs. Elon (Aug. 31) ... Hauled in 49-yard reception at BYU (Oct. 12) ... Had three receptions for 24 yards and one 11-yard rushing attempt at Clemson (Nov. 14) ... Caught two passes for 23 yards vs. Georgia (Nov. 30).

2012 (True Freshman): Redshirted, did not play.

High School: Statesboro HS ... Played for head coach Steve Pennington ... Rated with three stars and ranked No. 85 at safety position by Scout ... Played both sides of ball ... Totaled over 1,400 yards of total offense and scored 13 touchdowns ... First-team all-region pick ... Played in Georgia North-South All-Star Game.

Personal: Full name is Micheal Wayne Summers Jr. ... Son of Micheal and Vivian Summers ... Born Jan. 24, 1994, in Augusta, Ga. ... Has one sister, Jasmyne ... Father played football at South Carolina State (1984-88) and in NFL for Colts (1988-89) ... Lifelong friends with Tech teammate, Freddie Burden ... Grew up in shadows of Georgia Southern, where Paul Johnson won pair of national championships ... Cousin, Michael Johnson, is 1999 Tech graduate ... Was taught basic football fundamentals by dad at age 6 ... Majoring in business administration.

CAREER HIGHS

Receptions: 3, twice - last time at Clemson, Nov. 14, 2013
Receiving Yards: 79 vs. Elon, Aug. 31, 2013
Longest Reception: 54 vs. Elon, Aug. 31, 2013
Rushing Attempts: 1, twice - last time at Clemson, Nov. 14, 2013
Rushing Yards: 11 at Clemson, Nov. 14, 2013

CAREER STATISTICS

RECEIVING

YEAR	G-GS	REC	YDS	AVG	TD	LG
2012 – Did Not Play (Redshirted)						
2013	13-11	10	211	21.1	0	54
2014	14-8	7	45	6.4	0	13
Career	27-19	17	256	9.5	0	54



4 BRADY SWILLING

BB • RSo. • 6-2 • 213
Chatsworth, Ga. (North Murray HS)

A preferred walk-on who joined the program in August 2013 ... Moved to B-Back during spring drills.

2014 (Redshirt Freshman): Did not play ... Member of scout team.

2013 (True Freshman): Redshirted, did not play.

High School: North Murray HS, 2013 ... Played quarterback for four years for coach David Gann ... Served two years as team captain for school that was established in 2009 ... Earned all-area, all-region and honorable mention all-state honors as senior ... Played in North/Central All-Star Game ... Passed for 1,519 yards and rushed for 1,500 yards as senior ... Rushed for 12 touchdowns and passed for 11 TDs as senior ... Rushed for 238 yards in one game ... Also played basketball and ran track for four years ... Was regional champion and finished third in state high jump in 2012 ... Also won regional crown in high jump in 2013.

Personal: Full name is Brady Keith Swilling ... Parents are Keith and Tracy ... Born Nov. 3, 1994, in Dalton, Ga. ... Has one sibling, Kelsey ... Father, Keith, played football at Furman in late 1980s ... Uncle, Hugh, played quarterback for Paladins in early 1990s ... Began playing football at age 9 ... Majoring in civil engineering.



36 TYLER TEKNIPP

DB • R.Jr. • 5-10 • 190
McDonough, Ga. (Eagle's Landing HS)

2014 (Redshirt Sophomore): Played in one game ... Saw action at Virginia Tech (Sept. 20) ... Did not record any stats.

2013 (Redshirt Freshman): Saw action in two games – vs. Elon (Aug. 31) and Alabama A&M (Nov. 23) ... Recorded first career tackle vs. Alabama A&M.

2012 (True Freshman): Redshirted, did not play.

High School: Eagle's Landing HS ... Was first team all-region (4-AAA) pick as punter in 2010 and 2011 and was second-team all-region selection as quarterback in 2011 ... Holds school's career record for passing yards (3,650) and set single-season record for passing yards (1,542) in 2011.

Personal: Full name is Tyler Joseph Teknipp ... Son of Joe and Jen Teknipp ... Born Jan. 24, 1994, in Euclid, Ohio ... Has one sister, Caitlin ... Father played football at Kent State (1987-89) and mother was cheerleader there (1988-89) ... Grandfather, Ty Anderson, played hockey at Boston College ... Great grandfather, Osborne "Ty" Anderson, played hockey for Team USA in 1932 Olympics and won silver medal ... Wore #19 in high school because of love for Cleveland Browns and Bernie Kosar.

STUDENT-ATHLETE PROFILES



5 JUSTIN THOMAS

QB • R.Jr. • 5-11 • 189
Prattville, Ala. (Prattville HS)

2014 CAPITAL ONE ORANGE BOWL MVP

2014 ALL-ACC, SECOND TEAM (Phil Steele, coaches)

2014 ALL-ACC, THIRD TEAM (ACSMA)

2014 (Redshirt Sophomore): Started all 14 games ... Team captain ... Named to second-team All-ACC by league's head coaches and third-team All-ACC by media ... Had five 100-yard rushing games and nine 100-yard passing games ... Sixth Tech QB to rush for 1,000 career rushing yards ... Rushed 190 times for team-best and career-high 1,086 yards (5.7 yards per carry) and eight TDs ... Completed 96-of-187 passes (.513) for 1,719 yards and 18 touchdowns ... Rushed for 121 yards on 14 carries with career-high three TDs in Orange Bowl win vs. Mississippi State (Dec. 31) ... Also threw for 125 yards and one TD on 7-of-12 passing ... Named Capital One Orange Bowl MVP after scoring two third-quarter TDs to secure Tech's win ... Rushed for 104 yards and completed 8-of-14 passes for 134 yards and one TD vs. Florida State in ACC Championship game (Dec. 6) ... Threw six completions for 64 yards and one touchdown pass and rushed for 34 yards at Georgia (Nov. 29) ... Rushed 11 times for 46 yards, including career-long rush of 65 yards, while completing eight passes for 102 yards and one touchdown vs. Clemson (Nov. 15) ... Became sixth Tech QB to rush for 1,000 career yards after recording 60 rushing yards and one touchdown at NC State (Nov. 8) ... Went 5-for-6 passing for 47 yards at NC State ... Threw seven completions for 141 yards and three touchdowns vs. Virginia (Nov. 1) ... Became fifth Georgia Tech quarterback to rush for more than 700 yards in season after rushing for 92 yards and one touchdown at Pitt (Oct. 25) ... Also completed five passes for 147 yards and threw career-long 79-yard touchdown pass to Charles Perkins at Pitt ... Completed 8-for-18 passes for 235 yards and three touchdowns and rushed for 36 yards at UNC (Oct. 18) ... Recorded third 100-yard rushing game with 15 carries for 119 yards and one touchdown while throwing six completions for 61 yards vs. Duke (Oct. 11) ... Had 13 rushing attempts for 27 yards and went 4-for-7 for 53 yards vs. Miami (Oct. 4) ... Named ACC's Offensive Back of the Week after rushing for career-high 165 yards on 22 carries and one touchdown, and completing 7-of-18 passes for 125 yards and one touchdown at Virginia Tech (Sept. 20) ... Recorded 325 yards of total offense, 137 rushing yards, threw four touchdowns and rushed for one vs. Georgia Southern (Sept. 13) ... Carried 10 times for 70 yards including 27-yard rush and threw three completions for 15 yards at Tulane (Sept. 6) ... In first career start, recorded 353 yards of total offense while setting career highs in passing yards (282) against Wofford (Aug. 30).

2013 (Redshirt Freshman): Played in 10 games as back-up to starter Vad Lee ... Rushed 33 times for 234 yards (7.1 ypa) and two touchdowns ... Completed 9-of-17 passes (.529) for 131 yards and one touchdown ... Had five rushing attempts for 53 yards and one touchdown in first collegiate game vs. Elon (Aug. 31) ... Completed all four passing attempts for 30 yards and one touchdown at BYU (Oct. 12) ... Carried 10 times for 95 yards and touchdown vs. Syracuse (Oct. 19) ... Rushed three times for 23 yards and completed 2-of-3 passes for 27 yards at Clemson (Nov. 14).

2012 (True Freshman): Redshirted, did not play.

High School: Prattville HS ... Played for head coach Jamey DuBose ... Ranked as four-star prospect and No. 19 all-purpose athlete in country by Rivals ... Led Prattville to Class 6A state championship in 2011 ... Was named MVP of state championship game ... Completed 66 percent of passes for 1,652 yards and 13 touchdowns and rushed for 896 yards and seven TDs ... Ranked second in state in total offense and fourth in passing ... Won Alabama state 4A-6A championship in 100-meters with time of 10.79 second ... Also played basketball and baseball at Prattville ... Won basketball regional titles in 2010 and 2011.

Personal: Full name is Justin Micheal Bryant Thomas ... Born March 15, 1994, in Montgomery, Ala. ... Son of Milton and Tanya Thomas ... Has three siblings — Blake, Paige and Krissy ... Cousin, Quentin Riggins, played linebacker at Auburn (1986-89) ... Lists winning 6A state football title, and three world series titles in travel baseball as most memorable athletic achievements ... Business administration major.

CAREER HIGHS

Rushing Attempts: 22 at Virginia Tech, Sept. 20, 2014

Rushing Yards: 165 at Virginia Tech, Sept. 20, 2014

Rushing Touchdowns: 3 vs. Mississippi State, Dec. 31, 2014

Longest Rush: 65 vs. Clemson, Nov. 15, 2014

Completions: 11, twice — last time vs. Georgia Southern, Sept. 13, 2014

Attempts: 24 vs. Georgia Southern, Sept. 13, 2014

Passing Yards: 282 vs. Wofford, Aug. 30, 2014

Passing Touchdowns: 4 vs. Georgia Southern, Sept. 13, 2014

Passing Efficiency: 275.25 vs. Wofford, Aug. 30, 2014

Longest Pass: 79 (to Charles Perkins) at Pitt, Oct. 25, 2014

CAREER STATISTICS

PASSING

YEAR	G-GS	CMP	ATT	YDS	PCT	TD	INT	LG
2013	10-0	9	17	131	52.9	1	2	36
2014	14-14	96	187	1,719	51.3	18	6	79
Career	24-14	105	204	1,850	51.5	19	8	79

RUSHING

YEAR	G-GS	ATT	YDS	AVG	TD	LG
2013	10-0	33	234	7.1	2	50
2014	14-14	190	1,086	5.7	8	65
Career	24-14	223	1,320	5.9	10	65



55 SEAN TOBIN

LS • R.Sr. • 6-3 • 219
Holmdel, N.J. (Saint John Vianney HS)

2014 (Redshirt Junior): Saw action in 13 games as Tech's long snapper ... Graduated from Georgia Tech in December 2014 with bachelor's degree in business administration.

2013 (Redshirt Sophomore): Played in nine games, missing four games because of injury ... Did not play at Miami (Oct. 5) and did not play in final three games of season ... Tech's only missed PAT came when Tobin was sidelined.

2012 (Sophomore): Redshirted, did not play.

2011 (True Freshman): Saw action in nine games ... Took over as Tech's primary long snapper against Maryland and retained it for rest of season.

High School: Saint John Vianney HS ... Played for coach Skip Edwards ... Earned New Jersey all-class honors ... Earned three varsity letters and served one year as team captain ... Considered one of top long snappers nationally ... Earned all-area honors as senior ... Had 16 tackles in one game ... Invited to play in New Jersey North-South Game.

Personal: Full name is Sean Michael Tobin ... Parents Mike and MaryAnn ... Born May 17, 1993 in Edison, N.J. ... Cousin, Anthony Dipaula, played football at Rutgers ... Made Dean's List in Fall 2012.

STUDENT-ATHLETE PROFILES



21 QUAIDE WEIMERSKIRCH

BB • Fr. • 6-0 • 205
Pace, Fla. (Pace HS)

One of four to enroll early in January 2015 ... Participated in spring drills.

High School: Lettered three years in football at running back and two years in track ... Also played one season in baseball as centerfielder ... Led Pace to 2013 football district title ... Named 2013 and 2014 Florida Class 6A All-State First Team, All-Panhandle, Regional Elite First Team, Regional Elite Underclassman of the Year in 2013, 2013 and 2014 *Pensacola News Journal* Offensive Player of the Year, 2013 and 2014 Florida Athletic Coaches Association All-District Team ... Set Pace single-game (451 yards) and season (2,308) rushing records as junior ... Rushed for 1,792 yards and 23 TDs as senior ... Also owns Pace's career rushing record (4,865) and career rushing TDs (59) ... 5,983 career all-purpose yards and three kick returns for TD.

Personal: Enrolled in January 2015 ... Full name is Quaide Braxton Weimerskirch ... Born July 23, 1996 in Lafayette, Ind. ... Son of Todd and Carrie Weimerskirch ... Youngest of four children ... Has two older sisters – Kristi and Shawna – and one older brother, Colton ... 2014 Pace HS Homecoming King ... Also member of Honor Roll and Athletic Council in high school ... Majoring in architecture.



28 D.J. WHITE

DB • Sr. • 5-11 • 188
McDonough, Ga. (Union Grove HS)

2014 ALL-ACC, HONORABLE MENTION (ACSM)

2014 (Junior): Started all 14 games ... Named All-ACC honorable mention by media ... Had 66 tackles, including 52 solo, and 2.5 tackles for loss ... Recorded team-high four interceptions, including one returned for touchdown ... Also had team-best eight pass break-ups, one quarterback hurry and forced one fumble ... Recorded four solo tackles and three pass break-ups in Tech's Orange Bowl win over Mississippi State (Dec. 31) ... Talled one solo tackle vs. Florida State in ACC Championship Game (Dec. 6) ... Recorded fourth interception to win game in overtime at Georgia (Nov. 29) ... Also recorded four tackles and one tackle for loss at Georgia ... Intercepted pass and recorded four tackles vs. Clemson (Nov. 15) ... Recorded seven tackles, including six solo, had first pick-six of his career after returning interception 48 yards for touchdown and broke up two passes at NC State (Nov. 8) ... Led defense with six solo tackles and broke up one pass vs. Virginia (Nov. 1) ... Registered three tackles and forced fumble on goal line at Pitt (Oct. 25) ... Talled 11 tackles, including eight solo, at North Carolina (Oct. 18) ... Had five solo tackles vs. Duke (Oct. 11) ... Registered two solo tackles vs. Miami (Oct. 4) ... Recorded second career interception that set up game-winning drive and had 10 tackles, including 1.5 for a loss of two yards, at Virginia Tech (Sept. 20) ... Talled two solo tackles and broke up pass vs. Georgia Southern (Sept. 13) ... Recorded four solo tackles and broke up pass at Tulane (Sept. 6) ... Had three tackles, including two solo, in season opener against Wofford (Aug. 30).

2013 (Sophomore): Played in all 13 games, starting nine times ... Recorded 50 tackles, 40 solo tackles, and tackle for loss ... Forced two fumbles, had one interception and broke up five passes ... Registered five tackles at BYU (Oct. 12) ... Had five tackles at Virginia (Oct. 26) ... Recorded five solo tackles and tackle for loss vs. Georgia (Nov. 30) ... Had breakout game vs. Ole Miss in Music City Bowl (Dec. 30) ... Recorded career-high 13 tackles and 11 solo tackles, forced two fumbles and had first career interception against Rebels.

2012 (True Freshman): Played in 10 games – final 10 games of season ... Recorded five tackles – all of them solo tackles ... Forced one fumble ... Recorded two

solo tackles in win over Boston College (Oct. 20) ... Had pair of solo tackles and forced fumble at North Carolina (Nov. 10).

High School: Union Grove HS ... played for head coach Paul Burgdorf ... Rated with three stars and ranked No. 121 at cornerback by Scout ... Ranked No. 29 at cornerback nationally by ESPN ... Averaged 8.59 yards per carry, 21.85 yards per catch, 16 yards per punt return, 22.3 yards per kick return, made 21 tackles and recorded interception as senior ... First-team all-region and honorable mention all-state in 2011.

Personal: Full name is David Jamaal White ... Born Sept. 9, 1993 in Atlanta ... Son of Brockston and Zina White ... Has three siblings – Marcus, Darius and Michael ... Mother played college basketball at Truett McConnell ... Had two cousins run track in college and another, Horace Stroud, play football at Auburn ... Started playing football in sixth grade ... Listed Tech as favorite school growing up ... Wore No. 9 in high school because represented birth month and day (9/9/93) ... Majoring in business administration.

CAREER HIGHS

Tackles: 13, vs. Ole Miss, Dec. 30, 2013
Solo Tackles: 11, vs. Ole Miss, Dec. 30, 2013
TFL: 1.5, at Virginia Tech, Sept. 20, 2014
Forced Fumbles: 2 vs. Ole Miss, Dec. 30, 2013
Pass Break-Ups: 3, twice – last vs. Mississippi State, Dec. 31, 2014
Interceptions: 1, five times – last time at Georgia, Nov. 29, 2014

CAREER STATISTICS

DEFENSIVE										
YEAR	G-GS	UT	AT	TT	TFL-YDS	QBS-YDS	FF/FR	PBU	INT-YDS	
2012	10-0	5	0	5	0.0-0	0.0-0	1/0	0	0-0	
2013	13-9	40	10	50	1.0-2	0.0-0	2/0	5	1-0	
2014	14-14	52	14	66	2.5-3	0.0-0	1/0	8	4-48	
Career	37-23	97	24	121	3.5-5	0.0-0	4/0	13	5-48	



64 JAKE WHITLEY

OL • RFr. • 6-4 • 288
North Augusta, S.C. (North Augusta HS)


2014 (True Freshman): Redshirted, did not play ... Member of scout team.

High School: North Augusta HS, 2014 ... Three-year starter under coach Dan Pippin ... Started at both guard and tackle ... Was voted team captain in 2013 ... Senior class compiled combined record of 56-11 ... Was three-time all-region and all-state selection ... Ranked 55th nationally at guard by *ESPN.com* ... Nominated to both Shrine Bowl (South Carolina vs. North Carolina) All-Star Game and Border Bowl (South Carolina vs. Georgia).

Personal: Full name is Jake Wolfe Whitley ... Born July 6, 1996 in Augusta, Ga. ... Parents are John III and Nancy ... Has older brother, Jackson ... Jackson was drafted by Los Angeles Angels out of high school in 13th round in 2011 and played in team's minor league system for two years ... Distant relative of country music singer Keith Whitley ... Intends to major in business ... Has participated in North Augusta's AMP (athlete mentoring program) ... Has served as volunteer football camp instructor for AthElite training program, headed by Ryan Bowers, a former Atlanta Falcon ... Chose Georgia Tech in part because of educational opportunity, great football program and coaches, and familiarity with Tech's offensive system.

PLAYERS & STAFF

STUDENT-ATHLETE PROFILES

**26**
DANTE WIGLEY**DB • Fr. • 6-1 • 183**
Carrollton, Ga. (Carrollton HS)

High School: Lettered four years at Carrollton HS for head coach Ed Dudley ... Played running back, cornerback and wide receiver ... Team captain as senior ... First-team all-region and all-area in 2013 and 2014 ... Recorded 65 tackles, 8 pass break-ups, 2 forced fumbles and two interceptions in 10 games as senior while not allowing a receiving TD ... 2014 Georgia Athletic Coaches Association All-State First Team ... Recorded 64 tackles, six pass break-ups and five touchdowns as junior (1 interception return, 2 receiving, 2 rushing) ... Led team to 2013 state championship game.

Personal: Full name is Dante Malik Wigley ... Born May 19, 1997, in Cobb, Ga. ... Son of Dewy Chism and Kim Wigley ... Has one sister, Zion ... Undecided in major.


**66**
MITCH WILLIAMS**OL • RSo. • 6-2 • 236**
Alpharetta, Ga. (Milton HS)

2014 (Redshirt Freshman): Did not play ... Member of scout team.

2013 (True Freshman): Redshirted, did not play.


High School: Milton HS, 2013 ... Played three seasons of football, including one year as team captain ... Played defensive end for head coach Howie DeCristofaro ... Placed third in state 6-A weightlifting tournament ... Graduated with honors.

Personal: Full name is Mitchell Robert Williams ... Born Jan. 3, 1995, in Alpharetta, Ga. ... Goes by "Mitch" ... Parents are Wes and Julie .. Has one sister, Colleen ... Comes from athletic family ... Grandfather, Garland "Bulldog" Williams, played at UGA and was on Orange, Rose and Sugar Bowl teams — one of just three people to have played on winning teams in all three of those bowl games ... Went on to play later with Brooklyn Dodgers and Chicago Hornets ... Father, Wes, graduated from Georgia Tech in 1988 and was manager for Yellow Jackets football team from 1983-88 ... Wes also played entire college career for Tech junior varsity team ... Mitch was born premature — 10 weeks early and weighed just 3.5 pounds at birth ... Began playing football at age 5 ... Considering major in industrial engineering.

**69**
NICK WILLIAMS**DL • Fr. • 6-2 • 280**
Johns Creek, Ga. (Chattahoochee HS)

High School: Chattahoochee HS, 2015 ... Lettered four years along D-Line and O-Line for head coach Terry Crowder ... Was also team captain for one year ... Lettered one year in wrestling for coach J.J. Hicks ... Member of Chattahoochee's 2010 state title and 2011 regional title teams ... Was first-team all-region and all-Fulton defense in 2014 ... Played in 2014 North Fulton-Forsyth Touchdown Club All-Star Game ... Became varsity starter at 14.

Personal: Full name is Nicholas Michael Williams ... Born August 18, 1996, in Cleveland, Ohio ... Parents are Michael and Ceray ... Has one younger brother, Chris ... Considering major in pre-med and industrial engineering ... Chose Georgia Tech because of its "great history of academic and athletic success, the coaching staff, and family atmosphere" ... Hobbies include playing guitar and badminton ... Would like to become cardiologist after football.

**3**
ISIAH WILLIS**AB • R Jr. • 5-9 • 193**
Marietta, Ga. (Lassiter HS)

2014 (Redshirt Sophomore): Saw action in nine games ... Rushed twice for 18 yards at NC State (Nov. 8) ... Saw action against Wofford (Aug. 30), at Tulane (Sept. 6) and final seven games of season ... Played in Orange Bowl, but did not record any stats ... 2014-15 ACC Honor Roll.

2013 (Redshirt Freshman): Saw action in three games — vs. Elon (Aug. 31), Syracuse (Oct. 19) and Alabama A&M (Nov. 23) ... Had two rushes for 22 yards with long run of 14 yards, all coming vs. Alabama A&M ... 2013-14 ACC Honor Roll.

2012 (True Freshman): Redshirted, did not play ... 2012-13 ACC Honor Roll.

High School: Lassiter HS ... Was All-Cobb County selection at running back ... Played in Cobb County Senior Bowl and was game's leading rusher ... Also competed on track team ... Senior class graduated as winningest class in school history ... Was member of 4x400 relay that won region title in 2012.

Personal: Full name is Isiah Willis III ... Born August 25, 1994, in Atlanta ... Son of Isiah Willis Jr. and Tamela Willis ... Has two siblings — Taylor and Jade ... Wore #25 in high school to signify birth date.

CAREER HIGHS

Rushing Attempts: 2, twice, last at NC State, Nov. 8, 2014

Rushing Yards: 22 vs. Alabama A&M, Nov. 23, 2013

Longest Rush: 14 vs. Alabama A&M, Nov. 23, 2013

WILLIS CAREER STATISTICS**RUSHING**

YEAR	G-GS	ATT	YDS	AVG	TD	LG
2012 — Did Not Play (Redshirted)						
2013	3-0	2	22	11.0	0	14
2014	9-0	2	18	9.0	0	9
Career	12-0	4	40	10.0	0	14

COACHES & STAFF

Head Coach Paul Johnson	44-46
Assistant Coaches	47-52
Support Staff	53-58
Institute Administration	59-60

HEAD COACH PAUL JOHNSON



PAUL JOHNSON

HEAD COACH

WESTERN CAROLINA, 1979
EIGHTH SEASON AT GEORGIA TECH
@GTPAULJOHNSON

The 2014 Atlantic Coast Conference Coach of the Year, Paul Johnson has led Georgia Tech to seven consecutive bowl games and to three ACC Championship Game appearances while breaking records with his spread option offense. Johnson, in his eighth year with the Yellow Jackets and his 19th year overall as a head coach, recently agreed to a contract extension through the 2020 season.

The only person ever named ACC Coach of the Year in his first two seasons in the league, Johnson has compiled a record of 58-35 in seven seasons on The Flats. Johnson won more games in his first six seasons than any coach in Georgia Tech history, which includes legendary John Heisman.

In 18 years overall as a head coach, with previous stops at Georgia Southern and Navy, Johnson owns a career record of 165-74. Among active FBS coaches, Johnson ranks ninth in number of victories.

The mastermind behind Georgia Tech's high-octane spread option offense, Johnson's teams have ranked in the top six nationally in rushing offense each of his seven seasons, including a school-record 342.1 yards-per-game average in 2014 — tops among all FBS teams.

Georgia Tech led the ACC in 15 statistical categories — including rushing offense, scoring offense, pass efficiency and turnover margin — en route to winning 11 games, earning the ACC Coastal Division title and winning the 2014 Capital One Orange Bowl. The Yellow Jackets also led the nation in third-down conversions. Tech also set a single-season school record with six defensive touchdowns and led the nation with six blocked kicks.

Since 2008, Georgia Tech has rushed for more yards than any team in college football. Over the past seven seasons combined, the Yellow Jackets have rushed for more than 28,000 yards, the equivalent of 16 miles.

What Johnson has accomplished at Georgia Tech is remarkable:

- In his first two seasons at Tech, Johnson was named the ACC Coach of the Year and added his third award in 2014.
- In 2008, he was named National Coach of the Year by CBS Sports.
- Tech has played in three ACC Championship Games in his seven years.
- The Yellow Jackets have finished first or second in the ACC Coastal Division in six of Johnson's seven seasons.
- Seven of the 10-best seasons of total offense in school history have come under Johnson.
- Tech has averaged 8.2 wins per season under Johnson.
- Tech posted its ninth 10-win season in 2014 and fifth 11-win season.
- Under Johnson, Tech's Academic Progress Report (APR) scores have risen every year.
- Tech led the nation in rushing in both 2010 and 2014, and finished second in 2011.
- In 59 of Johnson's 93 games at Georgia Tech, the Yellow Jackets produced more than 400 yards of total offense.
- Under Johnson, Tech produced five single-season 1,000-yard rushers -- Jonathan Dwyer in 2008, Dwyer and Joshua Nesbitt in 2009, Anthony Allen in 2010, and Justin Thomas in 2014.
- Johnson has seen 15 of his players earn first-team All-ACC honors.
- Tech has produced three first-team All-Americans under Johnson -- Michael Johnson in 2008, Derrick Morgan in 2009, and Shaquille Mason in 2014.
- Since Johnson's arrival, a Tech player has been named ACC Offensive Player of the Year (Dwyer in 2008) and ACC Defensive Player of the Year (Morgan in 2009).
- Johnson is 14-7 at Tech in games decided by five points or less.
- Tech has scored more than 30 points in a game 49 times under Johnson and has a 41-8 record in those contests.
- In 2009, Tech won in Tallahassee (Fla.) for the first time in school history, beat a top-five ranked team at home (Virginia Tech) for the first time since 1962, won on the road in Charlottesville (Va.) for the first time since 1990 and earned its highest national ranking (7th) since 1999.
- In Johnson's seven seasons, Tech has scored 24 non-offensive touchdowns (including school-record six defensive touchdowns in 2014).
- Johnson is 7-2 in home games against top-25 opponents.

In 2013, Georgia Tech finished 7-6 overall, 5-3 in the ACC, beating eventual Coastal Division champion Duke for the 10th straight season and topping Coastal rival North Carolina for the fifth consecutive year. The Yellow Jackets recorded two shutouts -- 56-0 vs. ACC newcomer Syracuse and 70-0 vs. Elon -- the first time since 1985 that Tech pitched two shutouts in one season.

While Tech advanced to a bowl game for the 17th consecutive season, the Jackets were a play or two away from double-digit victories. Tech had the ball with a chance to tie or take the lead in the fourth quarter of losses to Virginia Tech, Miami and Georgia.

JOHNSON FILE

PERSONAL

Hometown Newland, N.C.
Education Western Carolina, 1979 (B.S., physical education)
Appalachian State, 1982 (M.S., physical education)
Family wife Susan; daughter Kaitlyn

COACHING EXPERIENCE

1979-80 Offensive Coordinator / Line Coach, Avery County (N.C.) HS
1981-82 Offensive Coordinator, Lees-McRae Junior College
1983-84 Defensive Line, Georgia Southern
1985-86 Offensive Coordinator, Georgia Southern
1987-94 Offensive Coordinator, Hawaii
1995-96 Offensive Coordinator, Navy
1997-2001 Head Coach, Georgia Southern
2002-07 Head Coach, Navy
2008-present Head Coach, Georgia Tech

COACHING HONORS

1997 Southern Conference Coach of the Year (media, coaches)
1997 AFCA I-AA Region II Coach of the Year
1997 Schutt Sports / American Football Quarterly I-AA National Coach of the Year
1998 Southern Conference Coach of the Year (media, coaches)
1998 AFCA I-AA Region II Coach of the Year
1998 Sports Network I-AA National Coach of the Year
1999 AFCA I-AA Region II Coach of the Year
1999 Chevrolet I-AA National Coach of the Year
1999 ACFCA NCAA I-AA National Coach of the Year
2000 ACFCA NCAA I-AA National Coach of the Year
2004 Bobby Dodd National Coach of the Year
2008 CBS Sportsline National Coach of the Year
2008 ACC Coach of the Year (media)
2009 ACC Coach of the Year (media)
2014 ACC Coach of the Year (media, coaches)

COACHING RECORD

YEAR	SCHOOL	RECORD	POSTSEASON
1997	Georgia Southern	10-3	Southern Conference Champions I-AA Playoffs
1998	Georgia Southern	14-1	Southern Conference Champions I-AA Runner-Up
1999	Georgia Southern	13-2	Southern Conference Champions I-AA National Champions
2000	Georgia Southern	13-2	Southern Conference Champions I-AA National Champions
2001	Georgia Southern	12-2	Southern Conference Champions I-AA Playoffs
2002	Navy	2-10	
2003	Navy	8-5	EV1.net Houston Bowl
2004	Navy	10-2	Emerald Bowl Champions
2005	Navy	8-4	Poinsettia Bowl Champions
2006	Navy	9-4	Meineke Car Care Bowl
2007	Navy	8-4	Poinsettia Bowl
2008	Georgia Tech	9-4	Chick-fil-A Bowl
2009	Georgia Tech	*10-3	ACC Championship Game Orange Bowl
2010	Georgia Tech	6-7	Advocare Independence Bowl
2001	Georgia Tech	8-5	Hyundai Sun Bowl
2012	Georgia Tech	7-7	ACC Championship Game Hyundai Sun Bowl Champions
2013	Georgia Tech	7-6	Music City Bowl
2014	Georgia Tech	11-3	ACC Championship Game Orange Bowl Champions

18 SEASONS

***165-74 (.689)**
Georgia Southern 62-10 (.861)
Navy 45-29 (.608)
Georgia Tech *58-35 (.620)

* 2009 ACC Championship win later vacated due to NCAA sanctions (on-field record was 11-3)

HEAD COACH PAUL JOHNSON



Tech finished ranked in the top 10 in eight different national statistical categories, including sixth in rushing offense.

In 2012, Georgia Tech struggled to a 2-4 start, which included a pair of heart-breaking overtime losses to ACC Coastal Division rivals Virginia Tech and Miami. But the Yellow Jackets turned it around the second half of the season, erupting for 68 points at North Carolina en route to winning four straight conference games. By the time the dust cleared in late November, Tech was crowned Coastal Division champion and played in the ACC Championship Game.

Statistically, the Yellow Jackets produced more yards of total offense and rushed for more yards than any team in school history, and averaged a school-record 40.0 points per game in conference play. The 7-7 season culminated with an upset win over Southern Cal, 21-7, in the Hyundai Sun Bowl.

In 2011, Georgia Tech exceeded all expectations. After being picked to finish fourth in the ACC Coastal Division, the Yellow Jackets went 8-5, 5-3 in the ACC. With just 10 scholarship seniors on the roster, Tech bolted to a 6-0 start, setting school, ACC and NCAA records for offense along the way, and rising to as high as 13th in the national polls. In October, the Jackets handed sixth-ranked and eventual ACC champion Clemson a 31-17 loss in Bobby Dodd Stadium, a win that eventually helped Tech earn a bid to the Sun Bowl.

In 2010, the Yellow Jackets -- who lost four juniors to the 2010 NFL Draft and played the final four games without injured quarterback Joshua Nesbitt -- finished 4-4 in the ACC and led the nation in rushing offense for the first time in school history. Two Yellow Jackets -- senior center Sean Bedford and senior running back Anthony Allen -- were named first team All-ACC in 2010.

The 2009 season was one of the most memorable in Yellow Jacket history despite fielding one of the youngest rosters in college football (just six scholarship seniors).

After a mid-September loss at nationally-ranked Miami when the Yellow Jackets played their third game in a 12-day span, Tech reeled off eight consecutive victories including a 5-0 record in October when it played four road games. A convincing 49-10 win at Duke on Nov. 14 clinched the ACC Coastal Division crown, then Tech defeated Clemson for a second time, this time in the ACC Championship Game in Tampa, Fla. That game was later vacated due to NCAA sanctions.

Tech, which reached a national ranking as high as seventh, played in the FedEx Orange Bowl, its first appearance in a major bowl game since 1962. Along the way, the Yellow Jackets rolled up mind-boggling numbers on offense, ranking second nationally in rushing offense (295.4 ypg) and third in time of possession (33:49).

Prior to the start of the 2008 season, Sports Illustrated projected Georgia Tech to finish 3-9 and the ACC media picked the Yellow Jackets to finish fourth in the Coastal Division. However, Johnson directed Tech to a 9-4 record, a share of the Coastal Division title and a Chick-fil-A Bowl berth. Johnson's first Yellow Jacket team beat three nationally-ranked opponents - Florida State, Miami and Georgia - over the final four games of the regular season. The win over Georgia snapped a seven-game losing streak to Tech's in-state rival.

Johnson's first season at Georgia Tech was remarkable for a number of reasons. Not only did he and his staff install completely new offensive and defensive schemes, but Johnson inherited one of the nation's youngest rosters, which included 76 freshmen and sophomores. The last one-third of the season, 16 of Tech's 22 starters were freshmen or sophomores. He also took over a program low in scholarship numbers, well below the maximum of 85, the lingering effects of distant NCAA penalties.

The 2008 team also suffered more than its share of injuries. Twelve opening-day starters combined to miss 31 games because of injuries. In a September road game at defending ACC champion Virginia Tech, the Jackets started a walk-on freshman at wide receiver. A few weeks later, Tech started its third-string quarterback as the result of injuries to starter Joshua Nesbitt and back-up Jaybo Shaw.

Almost as soon as Johnson was hired, the pundits questioned if Johnson's option-based spread offense would work on the BCS level. Those questions came even though Navy had racked up mind-numbing offensive numbers, leading the NCAA in rushing three straight years from 2005 to 2007, mostly against ACC and other BCS-level competition.

Johnson quieted those critics almost as soon as the 2008 season kicked off and certainly after Tech closed the regular season by combining for 86 points and 881 rushing yards in games against nationally-ranked Miami and Georgia. The Yellow Jackets, with freshmen and sophomores manning every skill position and behind a patch-work offensive line, averaged 273.2 rushing yards per game, ranking fourth nationally and first in the ACC. Georgia Tech also led the ACC in total offense (372.5 ypg).

Johnson enjoyed success as the head coach at Georgia Southern (1997-2001) and Navy (2002-2007) before being named Georgia Tech's 12th head coach on Dec. 12, 2007. Johnson coached six years at Navy, where in 2007 the Midshipmen won a fifth straight Commander-In-Chief's Trophy, earned a postseason bowl bid for the fifth consecutive year and beat Notre Dame for the first time since 1963. Johnson was a finalist for the 2007 Liberty Mutual National Coach of the Year.

In six seasons at Navy, Johnson compiled a record of 45-29. Johnson took over a Navy program that was coming off the worst two-year span in its 123-year history (1-20) and had recorded just two winning seasons in the last 20 years. After a 2-10 mark in Johnson's first year, Johnson brought the Midshipmen back into the national spotlight with a 43-19 (.694) record over his last four-plus years.

Johnson dominated the other two Service Academies like no other coach in the school's annals, posting an 11-1 (.917) overall record, including a perfect 6-0 mark against rival Army. His 2007 senior class was the first in school history to post a perfect 8-0 mark against Army and Air Force.

Johnson's Navy teams improved as each season progressed. Over his last five years, Navy posted a 13-2 (.867) record over the final three games of the season and outscored the opposition 611-335 in those contests.

The Midshipmen led the nation in rushing in 2007 for an unprecedented third consecutive year, producing more than 350 yards per game. Under Johnson, Navy never finished lower than third nationally in rushing offense. Navy ranked among the nation's highest-scoring teams in 2007, averaging 39.92 points per outing. The 2007 Mids also ranked in the top 10 nationally in kickoff returns and in fewest sacks allowed.

Navy ranked No. 1 in the country in graduation rates during Johnson's tenure. In 2004, Johnson was named Bobby Dodd National Coach of the Year after leading Navy to a 10-2 record, tying the school record for wins set in 1905, and won a bowl game (34-19 victory vs. New Mexico in the Emerald Bowl) for just the fifth time in the history of the program.

HEAD COACH PAUL JOHNSON

In 2003, Johnson led Navy to an 8-5 record and brought the Commander-In-Chief's Trophy back to Annapolis for the first time since 1981, propelling Navy to a bowl game for the first time since 1996. The Mids became just the sixth team in NCAA history to go from a winless season to a bowl game in two years or less.

Before arriving at Annapolis, Johnson served as head coach at Georgia Southern from 1997-2001. At Georgia Southern, Johnson posted a 62-10 (.861) record, won two straight I-AA National Championships (1999 and 2000), five consecutive Southern Conference Championships and was named the Division I-AA National Coach of the Year four straight years (1997-2000).

After Johnson took over as head coach at Georgia Southern in 1997, he returned the Eagle program to national prominence statistically and in the won-lost ledger. In addition to Georgia Southern's 62-10 mark, the Eagles scored 2,855 points (39.7 points per game), picked up 25,941 rushing yards (360.3 yards per game), 7,816 passing yards (108.6 yards per game) and 33,757 total yards (468.8 yards per game). GSU scored 380 touchdowns in the Johnson era, an average of 5.3 per game. The Eagles' scoring margin under Johnson was +21.5 (39.7-18.5).

Johnson picked up a milestone victory in the 2000 I-AA National Championship Game against Montana. Not only did the 27-25 victory give Georgia Southern its second straight national title, but it was also Johnson's 50th career win in four seasons. Only three other coaches in the history of Division I football won 50 or more games in four seasons -- Walter Camp (1888-1891, 54-2 at Yale), George Woodruff (1892-1895, 53-4 at Penn) and Bob Pruett (1996-99, 50-4 at Marshall).

Johnson took over a Georgia Southern program in 1997 that was 4-7 the previous year and orchestrated a turnaround that ranked among the NCAA's best, directing the Eagles to a 10-3 record. He was named Southern Conference Coach of the Year by the media and Region II Coach of the Year by the American Football Coaches Association.

In 1998, Johnson guided the Eagles to a perfect 11-0 regular season record and the school's sixth NCAA Division I-AA National Championship Game appearance before finishing with a 14-1 mark. He directed a high-powered offensive unit that tied or broke 100 records during the campaign, again earned the league's top coaching honor and received The Sports Network's Eddie Robinson Award -- symbolic of the division's national Coach of the Year selection.

In 1999, Johnson brought Georgia Southern its fifth national title, and the Eagles finished 13-2 while breaking 197 records. For his efforts, Johnson was honored as the 1999 AFCA and Chevrolet I-AA National Coach of the Year. Johnson duplicated the feat in the 2000 season as the Eagles repeated as national champions, again finishing 13-2, and Johnson captured the AFCA I-AA Coach of the Year award once more.

In five seasons at Georgia Southern, Johnson's squads broke or tied 379 individual and team school, conference, playoff or stadium records, ranked in the top 10 in 21 statistical categories and produced 31 All-Americans. The Eagles won an NCAA I-AA-record 39 consecutive games at home. Meanwhile, their 52 wins over those four seasons were the most in all of Division I.

Johnson was previously Navy's offensive coordinator in 1995 and 1996, and his spread offense made an immediate impact, breaking five school records during the Mids' five-win season in 1995.

Navy posted a 9-3 record the next season in 1996, including a 42-38 victory over California in the Aloha Bowl. It was Navy's first winning season since 1982 and one of only two winning seasons the Mids had during a 19-year span. Prior to joining the Navy staff, Johnson spent eight seasons as the offensive coordinator at the University of Hawai'i (1987-94). He helped guide the Rainbows to their first Western Athletic Conference title and their first bowl appearance, coordinating an explosive offense that broke or equaled more than 160 school records.

While at Hawai'i, Johnson developed a successful offensive unit which earned top-20 I-A statistical rankings in scoring offense, total offense and rushing offense during six of his eight seasons. He earned top offensive coach honors in the WAC and was named one of the top 10 assistant coaches in the country by The Sporting News.

After first arriving at Georgia Southern in 1983 as defensive line coach, Johnson was promoted to offensive coordinator in 1985. Under his tutelage, record-setting quarterback Tracy Ham and the Eagle offense re-wrote the school record book while averaging 435 total yards and 36 points per contest. Georgia Southern rolled to a combined 26-4 record and captured a pair of I-AA titles in 1985-86.

Johnson's coaching career began when he was offensive coordinator and line coach at his alma mater, Avery County (N.C.) High School, in 1979-80. He accepted the offensive coordinator's position at Lees-McRae Junior College in 1981, leading his offensive unit to a sixth-place national standing among NJCAA total offense leaders.

Johnson, a native of Newland, N.C., earned his bachelor's degree in physical education from Western Carolina in 1979 and a master's degree in health and physical education from Appalachian State in 1982. He and wife, Susan, are the parents of a daughter, Kaitlyn.

GEORGIA TECH YEAR-BY-YEAR RESULTS

2008 (9-4, 5-3 ACC)

DATE	OPPONENT	W/L	SCORE
A 28	Jacksonville State	W	41-14
S 6	at Boston College*	W	19-16
S 13	at Virginia Tech*	L	17-20
S 20	Mississippi State	W	38-7
O 4	Duke*	W	27-0
O 11	Gardner-Webb	W	10-7
O 18	at Clemson*	W	21-17
O 25	Virginia*	L	17-24
N 1	Florida State*	W	31-28
N 8	at North Carolina*	L	7-28
N 20	Miami*	W	41-23
N 29	at Georgia	W	45-42

CHICK-FIL-A BOWL

D 31	vs. LSU	L	3-38
------	---------	---	------

2009 (11-3, 7-1 ACC)

DATE	OPPONENT	W/L	SCORE
S 5	Jacksonville State	W	37-17
S 10	Clemson*	W	30-27
S 17	at Miami*	L	17-33
S 26	North Carolina*	W	24-7
O 3	at Mississippi State	W	42-31
O 10	at Florida State*	W	49-44
O 17	Virginia Tech*	W	28-23
O 24	at Virginia*	W	34-9
O 31	at Vanderbilt	W	56-31
N 7	Wake Forest* or	W	30-27
N 14	at Duke*	W	49-10
N 28	Georgia	L	27-30

ACC CHAMPIONSHIP GAME

D 5	vs. Clemson ^	W	39-34
-----	---------------	---	-------

FEDEX ORANGE BOWL

J 5	vs. Iowa	L	14-22
-----	----------	---	-------

^ later vacated

2010 (6-7, 4-4 ACC)

DATE	OPPONENT	W/L	SCORE
S 4	South Carolina State	W	41-10
S 11	at Kansas	L	25-28
S 18	at North Carolina*	W	30-24
S 25	NC State*	L	28-45
O 2	at Wake Forest*	W	24-20
O 9	Virginia*	W	33-21
O 16	Middle Tennessee	W	42-14
O 23	at Clemson*	L	13-27
N 4	at Virginia Tech*	L	21-28
N 13	Miami*	L	10-35
N 20	Duke*	W	30-20
N 27	at Georgia	L	34-42

INDEPENDENCE BOWL

D 27	vs. Air Force	L	7-14
------	---------------	---	------

2011 (8-5, 5-3 ACC)

DATE	OPPONENT	W/L	SCORE
S 1	Western Carolina	W	63-21
S 10	at Middle Tennessee	W	49-21
S 17	Kansas	W	66-24
S 24	North Carolina*	W	35-28
O 1	at NC State*	W	45-35
O 8	Maryland*	W	21-16
O 15	at Virginia*	L	21-24
O 22	at Miami*	L	7-24
O 29	Clemson*	W	31-17
N 10	Virginia Tech*	L	26-27
N 19	at Duke*	W	38-31
N 26	Georgia	L	17-31

HYUNDAI SUN BOWL

D 31	vs. Utah or	L	27-30
------	-------------	---	-------

2012 (7-7, 5-3 ACC)

DATE	OPPONENT	W/L	SCORE
S 3	at Virginia Tech* or	L	17-20
S 8	Presbyterian	W	59-3
S 15	Virginia*	W	56-20
S 22	Miami* or	L	36-42
S 29	Middle Tennessee	L	28-48
O 6	at Clemson*	L	31-47
O 20	Boston College*	W	37-17
O 27	BYU	L	17-41
N 3	at Maryland*	W	33-13
N 10	at North Carolina*	W	68-50
N 17	Duke*	W	42-24
N 24	at Georgia	L	10-42

ACC CHAMPIONSHIP GAME

D 1	vs. Florida State	L	15-21
-----	-------------------	---	-------

HYUNDAI SUN BOWL

D 31	vs. USC	W	21-7
------	---------	---	------

2013 (7-6, 5-3 ACC)

DATE	OPPONENT	W/L	SCORE
A 31	Elon	W	70-0
S 14	at Duke*	W	38-14
S 21	North Carolina*	W	28-20
S 26	Virginia Tech*	L	10-17
O 5	at Miami*	L	30-45
O 12	at BYU	L	20-38
O 19	Syracuse*	W	56-0
O 26	at Virginia*	W	35-25
N 2	Pittsburgh*	W	21-10
N 14	at Clemson*	L	31-55
N 23	Alabama A&M	W	66-7
N 30	Georgia 20T	L	34-41

MUSIC CITY BOWL

D 30	vs. Ole Miss	L	17-25
------	--------------	---	-------

2014 (11-3, 6-2 ACC)

DATE	OPPONENT	W/L	SCORE
A 30	Wofford	W	38-19
S 6	at Tulane	W	38-21
S 13	Georgia Southern	W	42-38
S 20	at Virginia Tech*	W	27-24
O 4	Miami*	W	28-17
O 11	Duke*	L	25-31
O 18	at North Carolina*	L	43-48
O 25	at Pittsburgh*	W	56-28
N 1	Virginia*	W	35-10
N 8	at NC State*	W	56-23
N 15	Clemson*	W	28-6
N 29	at Georgia or	W	30-24

ACC CHAMPIONSHIP GAME

D 6	vs. Florida State	L	35-37
-----	-------------------	---	-------

CAPITAL ONE ORANGE BOWL

D 31	vs. Mississippi State	W	49-34
------	-----------------------	---	-------

ASSISTANT COACHES



BRYAN COOK

QUARTERBACKS / B-BACKS

ITHACA, 1998
THIRD SEASON AT GEORGIA TECH
@COACHBRYANCOOK

Bryan Cook, who is in his second stint at Georgia Tech, enters his third season as quarterbacks and B-backs coach for the Yellow Jackets. Cook, who was on the Yellow Jacket coaching staff in the early 2000s, returned to Atlanta in 2013 after serving four seasons (2009-12) as co-offensive coordinator at Cal Poly.

During Georgia Tech's 2014 Orange Bowl championship season, Cook tutored All-ACC quarterback Justin Thomas, who set the school's single-season school record with 1,086 rushing yards. Thomas also led the Jackets with an impressive pass efficiency rating of 153.90.

Tech's 2014 backfield consisted of three career 1,000-yard rushers – Thomas, Zach Laskey and Synjyn Days.

Georgia Tech led the nation in rushing offense in 2014 with 4,789 rushing yards, averaging 342.1 yards per game. Both marks shattered the previous school records. B-Backs Laskey (851) and Days (924) accounted for 1,775 of Tech's 4,789 total rushing yards as well as 18 total rushing touchdowns (nine each).

The Jackets also led the nation in 3rd down conversion percentage and passing yards per completion. Georgia Tech led the ACC 11 offensive categories.

In 2013, Cook saw the Georgia Tech offense put up huge numbers en route to a 17th consecutive bowl game appearance. The Yellow Jackets ranked sixth nationally in rushing, tied for fourth in third-down percentage and led the nation in yards per pass completion. Tech produced 48 rushing touchdowns, tying Oregon for the most nationally. The Jackets had 41 rushing plays of 20 yards or more, second only to Oregon (43).

Cook tutored a pair of young quarterbacks – sophomore Vad Lee and redshirt freshman Justin Thomas – who combined for 747 yards rushing and 10 touchdowns. Senior B-back David Sims, who finished his career ranked 11th in Georgia Tech history for rushing yards, earned honorable mention All-ACC honors. Junior Zach Laskey eclipsed 1,000 career rushing yards in 2013.

Cook was an ideal fit for the Tech coaching staff after working with a similar style offense at Cal Poly.

Cal Poly finished 9-3 in 2012 and advanced to the second round of the NCAA FCS playoffs. The Mustangs, who were 7-1 in their first year in the Big Sky Conference, compiled a record of 26-19 in Cook's four seasons.

Under Cook, who also coached the Cal Poly quarterbacks and fullbacks, the Mustangs ranked third nationally in 2012 in FCS rushing offense (324.2 yards per game), seventh in scoring offense (36.7 ppg) and first in pass efficiency (175.7).

Prior to joining the Cal Poly staff in 2009, Cook served four years as head coach at West Point Prep in Monmouth, N.J., where he compiled a 28-22-1 record. His 2008 team finished 7-3 and the 2006 squad went 8-2. He was the defensive coordinator at West Point Prep in 2004 before being promoted to head coach.

Cook was a graduate assistant coach three seasons at Georgia Tech under two different head coaches. In 2001, when Tech went 8-5 and played in the Seattle Bowl, Cook helped coach the Yellow Jacket defensive backs and special teams under head coach George O'Leary. In 2002, Cook coached tight ends under head coach Chan Gailey and helped Tech produce a 7-6 record and a Silicon Valley Classic appearance. In 2003, Cook worked with the safeties for a team that advanced to the Humanitarian Bowl.

A 1998 graduate of Ithaca, Cook coached the Bombers wide receivers in 1999 before working as a defensive assistant at Lafayette in 2000. Cook was a four-year Dean's List student at Ithaca, earning a bachelor's degree in health and physical education in December 1998, graduating magna cum laude, and completing his master's degree in exercise science in September 2000.

At Ithaca, Cook lettered in both football and lacrosse, earning all-conference honors in lacrosse as a defenseman. Cook was a starting strong safety on the gridiron when Ithaca captured ECAC championships in 1996 and 1998. Originally from upstate New York, Cook and wife, Julia, have two children, Jackson and Reagan.

THE COOK FILE

PERSONAL

Education Ithaca, 1998 (B.S., health and physical education)
Ithaca, 2000 (M.S., exercise science)
Family wife Julia; children Jackson and Reagan

PLAYING EXPERIENCE

1995-98 Ithaca (strong safety, lacrosse)

COACHING EXPERIENCE

1999 Wide Receivers, Ithaca
2000 Defensive Assistant, Lafayette
2001-03 Graduate Assistant, Georgia Tech
2004 Defensive Coordinator, West Point Prep (N.J.)
2005-08 Head Coach, West Point Prep (N.J.)
2009-12 Co-Offensive Coordinator, Cal Poly
2013-present Quarterbacks / B-Back, Georgia Tech



ANDY MCCOLLUM

LINEBACKERS / RECRUITING COORDINATOR

AUSTIN PEAY STATE, 1981
SIXTH SEASON AT GEORGIA TECH

Andy McCollum, who has been an assistant and head coach in college football for 33 years, enters his sixth season on the Georgia Tech staff.

Since arriving on the Flats, McCollum has worn a number of hats. After coaching the Yellow Jacket defensive line for 2.5 years, the Marietta, Ga., native switched to linebackers midway through the 2012 season. In addition, McCollum has served as Tech's recruiting coordinator the last four years.

In his second full season coaching the linebackers, McCollum's unit helped the Yellow Jackets' opportunistic defense produce 29 takeaways as a team, including 18 interceptions. Tech's defense also produced a school-record six defensive touchdowns during the Jackets' 2014 Orange Bowl championship season. Two of those touchdowns came from second-team All-ACC linebacker Quayshawn Nealy.

In 2013, McCollum helped the Georgia Tech defense make remarkable strides. The Yellow Jackets improved their national ranking statistically in rushing defense, pass defense, total defense, scoring defense and third-down defense.

The linebacker trio of Brandon Watts, Quayshawn Nealy and Jabari Hunt-Days combined for 177 tackles, including 14 tackles for loss in 2013. McCollum tutored true freshman Paul Davis, who emerged as one of the ACC's top rookie defenders. Linebackers Jeremiah Attaochu (2nd Round, 50th overall) and Watts (7th Round, 223rd overall) were drafted in the 2014 NFL Draft.

While coaching the defensive line, McCollum helped develop Jeremiah Attaochu, who last season broke Georgia Tech's all-time career sacks record.

In 2012, McCollum's defensive line helped the Yellow Jackets improve statistically in rushing defense, scoring defense and sacks. Under McCollum's guidance, starters Izaan Cross and T.J. Barnes enjoyed outstanding senior seasons. Cross was invited to play in the East-West Shrine Game and Barnes was selected to participate in the NFL Combine.

After Game 6, McCollum moved to coaching inside linebackers, where he saw Jabari Hunt-Days earn first team Freshman All-American honors and Nealy earn ACC's Linebacker of the Week honors.

In his first season at Georgia Tech, McCollum helped install the 3-4 defense. Faced with the task of players learning a completely new system, McCollum helped mold the defensive line into a solid front.

McCollum came to the Flats after serving three seasons (2007-09) as linebackers coach at NC State, where he was a part of Wolfpack head coach Tom O'Brien's initial coaching staff. NC State participated in the 2008 PapaJohns.com Bowl. McCollum coached three Wolfpack linebackers who were drafted and went on to play in the NFL -- Nate Irving, Terrell Manning and Audie Cole.

Prior to his tenure at NC State, McCollum spent one season in the NFL as an advance scout for the Tennessee Titans in 2006.

McCollum served as head coach at Middle Tennessee for seven seasons (1999-2005), helping the Blue Raider program make the transition from a struggling I-AA squad to a successful I-A program that competed against BCS opponents 26 times during his tenure. Middle Tennessee set 84 school records with McCollum at the helm. In 2000, McCollum led the Blue Raiders to a 6-5 record, their first winning record as a I-A program, including back-to-back wins over Connecticut and South Florida by a combined score of 111-19.

ASSISTANT COACHES

His 2001 Middle Tennessee squad finished 8-3, won the Sun Belt Conference championship, and ranked fifth nationally in offense. In 2005, the Blue Raider defense ranked ninth nationally. In 2002, 2004 and 2005, he brought in what were considered the top recruiting classes in the Sun Belt Conference. McCollum was named Coach of the Year by the Tennessee Sports Writers Association in 2000 and 2001.

From 1994-98, McCollum worked at Baylor in a variety of roles. In 1995 and 1996 he served as associate head coach, defensive coordinator and coach of the special teams. In 1994, the Bears participated in the Alamo Bowl. In 1995, the Bear defense ranked fifth nationally in total defense, fifth in pass defense and ninth in scoring defense.

From 1989-92, McCollum worked as an assistant coach at UTEP. He coached the Miners' wide receivers and special teams in 1989 before moving over to defense to coach the linebackers and special teams from 1990-93.

From 1981-88, McCollum was an assistant coach at Middle Tennessee State. In 1984 and 1985, the Blue Raiders advanced to the Division I-AA playoffs.

Before embarking on a coaching career, McCollum was a four-year starter (offensive guard and tight end) at Austin Peay State from 1977-80. He led the Governors in receptions in 1979 and was a starter on the 1977 Ohio Valley Conference championship team.

McCollum earned his undergraduate degree from Austin Peay State in 1981, and his master's from Middle Tennessee State in 1983.

McCollum was born in Marietta, Ga., where he played football at Marietta High School. He was inducted into the Marietta High School Hall of Fame. McCollum is married to the former Debbie Wrather and has two children, Drew and Andrea.

THE MCCOLLUM FILE

PERSONAL

Education Austin Peay State, 1981
Family wife Debbie; son Drew, daughter Andrea

PLAYING EXPERIENCE

1977-80 Austin Peay State (offensive guard / tight end)

COACHING EXPERIENCE

1981-88 Assistant Coach, Middle Tennessee
1989-93 Assistant Coach, UTEP
1994 Assistant Coach, Baylor
1995-96 Associate Head Coach, Baylor
1997-98 Assistant Coach, Baylor
1999-2005 Head Coach, Middle Tennessee
2006 Advanced Scout, Tennessee Titans
2007-09 Linebackers, NC State
2010-11 Defensive Line / Recruiting Coordinator, Georgia Tech
2012 Defensive Line / Linebackers / Recruiting Coordinator, Georgia Tech
2013-present Linebackers / Recruiting Coordinator, Georgia Tech



LAMAR OWENS

A-BACKS

MARYLAND, 2008
EIGHTH SEASON AT GEORGIA TECH
@OWENLAMAR

Lamar Owens is in his sixth season as coach of the A-Backs and his eighth season on the Georgia Tech coaching staff.

During his tenure at Georgia Tech, Owens has developed a number of A-backs into dependable ball-carriers and receivers.

In 2014, Owens coached a senior-laden group of dynamic A-backs who set the standard for selflessness. Seniors B.J. Bostic, Deon Hill, Charles Perkins and Tony Zenon helped spark an offense that led the conference in 12 statistical categories and led the nation in 3 statistical categories. The Yellow Jacket offense led the nation in third-down conversion percentage (57.9 percent), passing yards per completion (17.75 yards), and rushing offense (342.1 yards per game). The A-backs combined for more than 2,100 yards and 14 touchdowns during the road to the ACC Coastal Division and Orange Bowl championships.

In 2013, Owens developed Robert Godhigh into a big-play threat. Godhigh led the Yellow Jackets in touchdown receptions during the 2012 and 2013 seasons. Despite playing the first five games of the 2013 season in a cast, Godhigh led the team in all-purpose yards with 1,215 yards. On November 14, 2013, Godhigh became the only Georgia Tech player to ever rush for over 100 yards and receive for over 100 yards against Clemson when he accumulated 126 rushing yards and 105 receiving yards. His 9.1 yards per carry during his career is the second-best in ACC history, behind former teammate Orwin Smith.

In 2012, A-back Orwin Smith completed his career on the Flats leaving his mark on the ACC record books with an average of 9.3 yards per carry, more yards per carry than any running back with at least 1,000 career yards. While under Owens, Smith rushed for 1,839 yards.

The Yellow Jackets finished the 2012 season ranked fourth nationally in rushing offense - the fifth consecutive season ranked top five nationally in rushing offense. Tech set school records for rushing yards and total offense yards while averaging a school-record 40.0 points per game in conference play.

In 2011, the A-backs played a significant role in Georgia Tech leading the ACC in rushing offense, scoring offense and total offense. That year Smith, Embry Peoples and Roddy Jones combined for more than 1,500 rushing yards and nearly 600 receiving yards. Smith averaged 10.2 yards per carry and Tech broke an NCAA single-game record with an average of 12.1 yards per offensive play against Kansas. Both Peoples and Jones finished their careers in 2011 as 1000 yard rushers.

In 2010, Owens' group of young A-backs combined for 11 touchdowns -- nine via rushing and two by receiving. As a team, the Yellow Jackets led the nation in rushing for the first time in school history.

Owens spent the previous two seasons (2008-09) as a staff assistant. He served in the role of Offensive Graduate Assistant working with the quarterbacks in 2009 and as the Offensive Quality Control Coach in 2008. In each of Owens' first two seasons on the Flats, the Yellow Jackets led the ACC in total offense while ranking in the top five nationally in rushing offense.

Since 2012, Owens has also served in an auxiliary capacity as the Community Service Coordinator for the Yellow Jackets. Members of the team have participated in 15 projects serving metro Atlanta and accumulated over 500 service hours through Owens' facilitation.

Owens graduated with a degree in economics from the University of Maryland in May 2008 after completing his football career at the U.S. Naval Academy under head coach Paul Johnson. In 2005, as the quarterback, Owens directed a Navy offense that averaged 34.2 points and a nation's best 319.3 yards per game on the ground as the Midshipmen went 8-4, won the Commander-In-Chief's Trophy and won a bowl game in consecutive years (beat Colorado State, 51-30) for the first time in school history.

Owens was named All-East as he rushed for 880 yards and threw for 1,229 yards, breaking four school records for total offense and passing yards per attempt and completion.

A native of Savannah, Ga., Owens is married to the former Lindsey Vincent.

THE OWENS FILE

PERSONAL

Education Maryland, 2008
Family wife Lindsey

PLAYING EXPERIENCE

2002-05 U.S. Naval Academy (quarterback)

COACHING EXPERIENCE

2008-09 Staff Assistant, Georgia Tech
2010-present A-Backs, Georgia Tech



MIKE PELTON

DEFENSIVE LINE

AUBURN, 1999
THIRD SEASON AT GEORGIA TECH

A veteran coach with 15 years of experience coaching defense on the collegiate level, Mike Pelton enters his third season at Georgia Tech as coach of the defensive line.

Pelton came to the Flats early in 2013, reuniting with defensive coordinator Ted Roof. Pelton and Roof were on the same defensive staff at Auburn in 2010 when the Tigers won the national championship.

Pelton's defensive line featured second-team All-ACC defensive lineman Adam Gotsis and Freshman All-American defensive end KeShun Freeman. Georgia Tech's defense produced 29 takeaways in 2014 and recorded a school-record six defensive touchdowns.

In Pelton's first season at Tech -- a year in which he helped Roof install a multiple 4-3 scheme -- the Yellow Jackets made remarkable strides in just one year.

Tech made significant improvements in rushing defense, total defense, scoring defense and third-down defense. The Yellow Jackets recorded two shutouts -- vs. Elon and Syracuse -- the first time since 1985 that Tech recorded two shutouts in one season.

Under Pelton's watch, senior defensive end Jeremiah Attaochu recorded a team-best 16.0 tackles for loss and 12.5 sacks. Attaochu's late-season surge helped the senior break Tech's all-

ASSISTANT COACHES

time career sacks record. Attaochu was named first-team All-ACC by the league's coaches and he earned third-team All-American honors from multiple sources.

Prior to coming to Atlanta, Pelton spent the previous two seasons at Auburn, his alma mater, where he coached the Tigers' defensive line.

Before returning to his alma mater in 2011, Pelton coached defensive lines at Louisiana-Lafayette (January-March 2011), Vanderbilt (2010), Iowa State (2007-08), Troy (2001-06) and Valdosta State (2000).

A native of Goshen, Ala., Pelton spent the 2008 and 2009 seasons at Iowa State working under Gene Chizik. Pelton's defensive lines were an area of strong improvement in his two seasons with the Cyclones. Pelton mentored a pair of second-team All-Big 12 selections at Iowa State in nose guard Ahtyba Rubin and defensive end Kurtis Taylor. Rubin went on to become a starter for the Cleveland Browns after being selected in the sixth round of the 2008 NFL draft.

Prior to working under Chizik at Iowa State, Pelton spent six years under Larry Blakeney on the staff at Troy, including the final two years as co-defensive coordinator.

The Troy defense was consistently among the nation's leaders in several categories. In 2002, the Trojans ranked fourth nationally, allowing just 277 total yards per game. In 2004, the Trojans ranked 16th in total defense.

Pelton worked with two of the most prolific defensive linemen in Troy history, Demarcus Ware and Osi Umenyiora. A nine-year NFL veteran, Ware is a eight-time Pro Bowler and four-time All-Pro linebacker with the Dallas Cowboys and Denver Broncos. Umenyiora was a two-time Pro Bowl defensive end for the New York Giants. Prior to going to Troy, Pelton coached the defensive line at Valdosta State (Ga.) University in 2000. The Blazers posted a 10-2 record and made the NCAA Division II playoffs.

As a player at Auburn, Pelton was a standout defensive tackle, earning first team All-SEC recognition in 1994. A four-year letterman from 1991-94, Pelton was a co-captain as a senior and helped the Tigers win a school-record 20 consecutive games from 1993-94. Auburn posted an 11-0 record in 1993, finishing fourth in the Associated Press Top 25. The Tigers went 9-1-1 the following season in 1994, finishing ninth in the AP Top 25.

As a senior in 1994, Pelton recorded 10.0 sacks which tied for fourth-most in a single-season in Auburn history. Pelton finished his career with 294 tackles, 18 tackles for loss and 15 sacks.

Pelton was a fifth-round pick of the Kansas City Chiefs in the 1995 NFL Draft. He graduated from Auburn in 1999 with a degree in health a sports science. Pelton and his wife, Staci, are the parents of four daughters: Myesa, Tyra, Peyton and Taelah.

(fourth-most in Tech history) while averaging 19.5 yards per reception. Thomas had 15 career touchdown receptions and caught at least one pass in 29 consecutive games. Hill collected more than 1,200 career receiving yards to go with nine touchdown receptions. As a junior in 2011, he led the nation in yards per reception (29.3).

In 2014, Preston tutored Smelter, who became the 21st 1,000-yard receiver in school history. Smelter was Tech's most productive wide receiver in each of his two seasons on the football field. Waller also had a breakout year as a senior in 2014 under Preston's watch.

Entering the 2012 season, Preston faced an interesting situation: he had no receivers with a career reception. Under Preston's guidance, however, two sophomores and a true freshman combined for 563 yards receiving and two touchdowns. The wide receivers played a large role in Georgia Tech breaking the school record for total offense yards in a season.

Since Preston's arrival, Tech has led the ACC in total offense three times. Preston came to Tech after serving one season at New Mexico, where he helped lead the Lobos to their first bowl victory in more than 45 years. As New Mexico's running backs coach in 2007, Preston coached Lobo junior running back Rodney Ferguson, who earned first team All-Mountain West Conference honors for the second straight year after rushing for 1,177 yards and 13 touchdowns.

Preston has 34 seasons of collegiate coaching experience, including two stints at Stanford (1999-2001, 2006). During his first three-year run with the Cardinal, Preston was part of two bowl teams that were also two of the best squads in Stanford history. He helped coach the Cardinal to the 1999 Pac-10 title on its way to the 2000 Rose Bowl. In 2001, Stanford put together a 9-3 record and was ranked among the top 10 teams in the nation during the year before playing in the Seattle Bowl against Georgia Tech.

Following his three seasons at Stanford, Preston went with coach Tyrone Willingham to Notre Dame for three more seasons (2002-04) to coach the running backs and serve as special teams coordinator. He helped lead the Irish to appearances in the Gator Bowl in 2002 and the Insight Bowl following the 2003 regular season.

Under Preston's tutelage, Julius Jones rushed for 1,268 yards and 10 touchdowns as a senior at Notre Dame in 2003. Jones also had 1,568 all-purpose yards and a school-record three 200-yard rushing games in '03 en route to honorable mention All-America honors. Jones went on to be selected in the second round of the 2004 NFL Draft by the Dallas Cowboys. In 2002, Irish running back Ryan Grant eclipsed the 1,000-yard mark as well. Before coming to Stanford for the first time, Preston was the assistant head coach and offensive coordinator/QB coach at UNLV in 1998. Prior to that, he coached running backs at Washington State from 1994-97. During his four-year term at Washington State, Preston was part of a coaching staff that guided the Cougars to the Pac-10 championship in 1997 and its first Rose Bowl appearance in 67 years. The Cougar offense broke the Pac-10 record for most total yards in a single season. One of Preston's pupils, Mike Black, gained 1,157 yards rushing and was named All-Pac 10. The Cougars finished 10-2 overall and were ranked ninth in the nation.

Preston also coached at his alma mater, Hawai'i, from 1987-93, when he served on the same coaching staff with Paul Johnson. He had several roles during his tenure with the Rainbows, including coaching the offensive special teams, receivers and defensive backs, while also serving as the strength and conditioning liaison.

Preston's seven-year stay at Hawai'i was highlighted by the first two bowl games in school history and the first Western Athletic Conference title ever for the program. In 1989, Hawai'i participated in its first bowl game, losing to Michigan State in the Aloha Bowl. The Rainbows won the WAC championship in 1992 and went on to defeat Illinois in the Holiday Bowl.

Preston's first full-time coaching job came at Southern Illinois from 1984-86 when he tutored receivers and the defensive backfield. During his three seasons in Carbondale, SIU's defense improved dramatically -- from eighth to second in the conference -- while nine of his pupils received all-conference recognition.

He was a graduate assistant at Hawai'i in 1980 and 1981, a part-time coach at UH in 1982, and a graduate assistant at Washington in 1983. During his career, Preston has also been a guest coach for the Toronto Argonauts, Tampa Bay Buccaneers, Miami Dolphins and Philadelphia Eagles.

A native of Los Angeles, Preston received a bachelor's degree in speech from Hawai'i in 1982. He was a two-year letterwinner (1978-79) with the Rainbows football team. Preston is a 1975 graduate of Banning High School in Los Angeles. Preston and his wife, Audrey, have three children: Amber, Evan and Quinn. They also have a son-in-law Will Brown and a grandson, Joseph Roman (J.R.) Kanoa Brown.

PLAYERS & STAFF

THE PELTON FILE

PERSONAL

Education Auburn, 1999
Family wife Staci; daughters Myesa, Tyra, Peyton, Taelah

PLAYING EXPERIENCE

1991-94 Auburn (1994 All-SEC)

COACHING EXPERIENCE

2000 Defensive Line, Valdosta State
2001-06 Defensive Line, Troy
2007-09 Defensive Line, Iowa State
2010 Defensive Line, Vanderbilt
2011 Defensive Line, Louisiana-Lafayette
2011-12 Defensive Line, Auburn
2013-present Defensive Line, Georgia Tech



AL "BUZZ" PRESTON

WIDE RECEIVERS

HAWAII, 1982
EIGHTH SEASON AT GEORGIA TECH
@COACHBUZZPRES

Al "Buzz" Preston, who has enjoyed success from Honolulu to South Bend and has coached in every American time zone, begins his eighth season in Atlanta as Georgia Tech's wide receivers coach.

In just seven seasons on the Flats, Preston has developed five NFL wide receivers -- Demaryius Thomas (Denver Broncos), Stephen Hill (New York Jets), Kevin Cone (Atlanta Falcons), DeAndre Smelter (San Francisco 49ers) and Darren Waller (Baltimore Ravens). Thomas was an NFL first-round draft pick in 2010, while Hill was chosen early in the second round in 2012. Smelter (4th round) and Waller (6th Round) were both selected in the 2015 NFL Draft.

Thomas, who made remarkable strides under Preston, left Tech as one of the most prolific receivers in Georgia Tech history. In just three seasons Thomas caught 120 passes for 2,339 yards

ASSISTANT COACHES

THE PRESTON FILE

PERSONAL

Education Hawai'i, 1982
Family wife Audrey; children Amber, Evan, Quinn

PLAYING EXPERIENCE

1978-79 Hawai'i

COACHING EXPERIENCE

1980-81 Graduate Assistant (Wide Receivers), Hawai'i
1982 Part-Time Assistant (Wide Receivers), Hawai'i
1983 Graduate Assistant (Defensive Backs), Washington
1984-85 Receivers, Southern Illinois
1986 Defensive Backs, Southern Illinois
1987 Defensive Backs, Hawai'i
1988-93 Wide Receivers, Hawai'i
1994-97 Running Backs, Washington State
1998 Assistant Head Coach / Offensive Coordinator / Quarterbacks, UNLV
1999-2001 Running Backs, Stanford
2002-04 Running Backs, Notre Dame
2006 Running Backs, Stanford
2007 Running Backs, New Mexico
2008-present Wide Receivers, Georgia Tech



TED ROOF

DEFENSIVE COORDINATOR

GEORGIA TECH, 1986
THIRD SEASON AT GEORGIA TECH
@COACHTEDROOF

Ted Roof has enjoyed success at Georgia Tech, his alma mater, as a player, an assistant coach, and most recently as defensive coordinator.

Roof is in his third season as coordinator of a rejuvenated Yellow Jacket defense that made remarkable strides in 2013 and 2014. Georgia Tech's opportunistic defense produced 29 takeaways as a team, including 18 interceptions. The Yellow Jackets converted 21 of their 29 takeaways into points, including a school-record six defensive touchdowns. Roof's 2014 defense was led by All-ACC performers Adam Gotsis, P.J. Davis, Quayshawn Nealy, Jamal Golden, and Freshman All-American KeShun Freeman.

Georgia Tech's 2014 defense created a turnover on an FBS-best 26 percent of opponents' possessions.

After returning to the Flats in January (2013), it took Roof just 15 spring practices and a month of August practices to successfully install a multiple 4-3 scheme. In Roof's first season as defensive coordinator, Tech made significant improvements in rushing defense, scoring defense, total defense and third-down defense.

In 2013, Georgia Tech shut out both Elon and Syracuse -- the first time since 1985 that the Yellow Jackets recorded two shutouts in one season. Ironically, Roof played on that 1985 Tech squad.

Roof and his staff helped tutor senior Jeremiah Attaochu, who moved from outside linebacker in 2012 to defensive end in 2013, and earned All-ACC and All-American honors in 2013. Attaochu used a late-season surge to break Georgia Tech's career sacks record.

Senior defensive back Jermea Thomas led the Yellow Jackets in tackles (88) and pass break-ups (8) in 2013. Roof, one of the most-respected defensive minds in college football, has strong ties to Georgia Tech.

Attaochu (2nd Round), Thomas (6th Round) and Brandon Watts (7th Round) were all drafted in the 2014 NFL Draft.

He was a four-year letterwinner as a linebacker under head coach Bill Curry from 1982-85. As a senior, Roof was co-captain and a first team All-ACC selection on a team that finished 9-2-1 and defeated Michigan State in the All-American Bowl. He was named All-American.

Roof remains one of the most prolific tacklers in Yellow Jackets history with 417 career tackles. He made 25 tackles in one game against Tennessee in 1985. Roof was enshrined into the Georgia Tech Athletics Hall of Fame in 1998.

Roof returned to Georgia Tech in 1998 to serve as linebackers coach under head coach George O'Leary. He was promoted to defensive coordinator in 1999 and held that position for three years. The Yellow Jackets shared an ACC title in 1998 and played in a bowl game all four years during Roof's tenure.

A native of Lawrenceville, Ga., Roof attended Central Gwinnett High School. Roof came back to Georgia Tech after serving the 2012 season as defensive coordinator at Penn State, where he worked under another former Yellow Jacket assistant coach, Bill O'Brien.

The Nittany Lions exceeded all expectations by posting an 8-4 record. Roof's defense ranked second in the Big Ten Conference in scoring defense (19.1 ppg), first in sacks (34), first in red-zone defense and third in turnover margin. Nationally, Penn State ranked tied for first in red-zone defense, 15th in sacks, 16th in scoring defense, 23rd in rushing defense, 28th in pass efficiency defense and 29th in total defense.

Two of the Big Ten's top six tacklers were Nittany Lions - Gerald Hodges and Michael Mauti. Hodges was named first team all-conference and Mauti was named the Butkus-Fitzgerald Linebacker of the Year.

Prior to working at Penn State, Roof was the defensive coordinator at Auburn for three years, including the Tigers' BCS national championship season in 2010. In 2010 at Auburn, Roof's defense ranked ninth nationally in rushing defense and 16th in tackles for loss. In the BCS Championship game, the Tigers (14-0) held Oregon to 19 points - 28 points below the Ducks' season average.

Prior to coaching at Auburn, Roof spent the 2008 season as defensive coordinator at Minnesota. In just one season under Roof, the Gophers made significant improvements on defense, allowing 160 fewer passing yards and 135 fewer total yards per game compared to the previous season. Minnesota improved from 1-11 to 7-6 in 2008, capped by an appearance in the Insight Bowl.

From 2004-07, Roof served as head coach at Duke after working as the Blue Devils' defensive coordinator in 2002 and 2003. He was promoted to interim head coach midway through the 2003 season after head coach Carl Franks was fired. In 2001, the year before Roof arrived in Durham, Duke ranked 113th nationally (out of 115) in rushing defense. In Roof's first season at Duke in 2002, the Blue Devils ranked first in the ACC in that category. Roof's coaching career began as a graduate assistant at Alabama in 1987 and 1988. After one year as linebackers coach at West Georgia, he moved to Duke to coach linebackers from 1990 to 1993. Other coaching stops included 1994-96 (defensive coordinator in 1995-96) at Massachusetts and 1997 (defensive coordinator) at Western Carolina before returning to Tech in 1998.

In all, Roof has coached 28 years on the collegiate level. More than 65 players that he has coached went on to sign NFL contracts and more than 20 players are currently on NFL rosters.

Roof and wife, Pam Ash-Roof, have twin boys, Terrence and Michael.

THE ROOF FILE

PERSONAL

Born December 11, 1963
Education Georgia Tech, 1986
Family wife Pam Ash-Roof; sons Terrence and Michael

PLAYING EXPERIENCE

1982-85 Georgia Tech (1985 All-ACC first-team LB)

COACHING EXPERIENCE

1987-88 Graduate Assistant, Alabama
1989 Linebackers, West Georgia
1990-93 Linebackers, Duke
1994 Defensive Line / Recruiting Coordinator, UMass
1995-96 Defensive Coordinator, UMass
1997 Defensive Coordinator, Western Carolina
1998 Linebackers, Georgia Tech
1999-2001 Defensive Coordinator, Georgia Tech
2002-03 Defensive Coordinator, Duke
2004-07 Head Coach, Duke
2008 Defensive Coordinator, Minnesota
2009-11 Defensive Coordinator, Auburn
2012 Defensive Coordinator, Penn State
2013-present Defensive Coordinator, Georgia Tech



RAY RYCHLESKI

SPECIAL TEAMS COORDINATOR / OFFENSIVE LINE

MILLERSVILLE STATE, 1979
SECOND SEASON AT GEORGIA TECH
@COACHRAYR

Veteran college and professional coach Ray Rychleski, who has more than 30 years of coaching experience, is entering his second year at Georgia Tech. He joined the staff prior to the 2014 season and works with Yellow Jackets' special teams and offensive line.

In Rychleski's first year at Tech, his special teams unit led the ACC and was tied for the nation's lead with six blocked kicks. Tech's offensive line ranked second nationally in fewest sacks allowed (0.79 sacks per game) and was led by first-team All-American guard Shaquille Mason. The O-line

ASSISTANT COACHES

helped Georgia Tech lead the nation in rushing offense (4,789) and rushing yards per game (342.1) - both single-season school records.

Mason was drafted in the fourth round by the New England Patriots in 2015. He was the first Yellow Jacket offensive lineman drafted since 2009.

Rychleski spent the 2013 season in the Canadian Football League as an assistant coach with the Montreal Alouettes after spending the three previous seasons (2009-11) as special teams coordinator for the Indianapolis Colts of the NFL.

In Indianapolis, Rychleski was part of a coaching staff that won two AFC South Division titles. The 2009 Colts team opened the season by winning 14 consecutive games on their road to Super Bowl XLIV.

Prior to joining the Colts, Rychleski coached 28 years on the college level, most recently at South Carolina, where he was special teams coordinator and tight ends coach in 2008. Rychleski helped coach Steve Spurrier's squad reach the Outback Bowl in his only season with the Gamecocks.

Rychleski had a streak of 110 consecutive games without seeing his unit allow one of their punts to be blocked. He has coached 12 specialists who played in the NFL. Five tight ends he has coached have been drafted in the NFL, while five others have signed with teams as free agents.

From 2001-07, Rychleski was the special teams coordinator and tight ends coach at Maryland. In his seven seasons with the Terrapins, the team compiled a 56-31 record, winning an ACC championship and participating in five bowl games, winning three in a row (by combined scores of 95-17). He also helped the Terrapins win 10 or more games in three straight seasons, which was a first in school history.

From 1993-2000, he held various coaching positions at Wake Forest, including special teams and tight ends in 1999 and 2000. Rychleski began his collegiate coaching career at Temple from 1981-88 and also spent time with Northeastern (1989-1990), Penn State (1991) and East Stroudsburg (1992).

Rychleski was born September 27, 1957, in Old Forge, Pa. He earned his degree from Millersville (Pa.) State College in 1979.

THE RYCHLESKI FILE

PERSONAL

Born September 27, 1957
Education Millersville (Pa.) State, 1979

COACHING EXPERIENCE

1981-82	Part-time Assistant, Temple
1983-84	Graduate Assistant, Temple
1985-88	Outside Linebackers / Rovers, Temple
1989-90	Defensive Coordinator / Linebackers, Northeastern
1991	Graduate Assistant, Penn State
1992	Special Teams / Defensive Backs, East Stroudsburg
1993-95	Defensive Line, Wake Forest
1996-98	Outside Linebackers, Wake Forest
1999-2000	Special Teams / Tight Ends, Wake Forest
2001-07	Special Teams / Tight Ends / H-Backs, Maryland
2008	Special Teams Coordinator / Tight Ends, South Carolina
2009-11	Special Teams Coordinator, Indianapolis Colts (NFL)
2013	Special Teams Coordinator, Montreal Alouettes (CFL)
2014-present	Special Teams Coordinator / O-Line, Georgia Tech



MIKE SEWAK

OFFENSIVE LINE

VIRGINIA, 1981
EIGHTH SEASON AT GEORGIA TECH
@COACHMIKESEWAK

Mike Sewak, who has coached on the college level for 30 years including four years as head coach at Georgia Southern, enters his eighth year at Georgia Tech as coach of the offensive line.

Sewak, in his first four seasons at Tech, worked primarily with the guards and centers. He begins his fourth season coaching the entire offensive line.

In 2014, Tech's offensive line ranks second nationally in fewest sacks allowed (0.79 sacks per game) and was led by first-team All-American guard Shaquille Mason. The O-line helped Georgia Tech lead the nation in rushing offense (4,789) and rushing yards per game (342.1) - both single-season school records.

Mason was drafted in the fourth round by the New England Patriots in 2015. He was the first Yellow Jacket offensive lineman drafted since 2009 when Andrew Gardner was taken by the Philadelphia Eagles.

During Sewak's seven seasons, the offensive line has helped pave the way for remarkable numbers put up by the Yellow Jackets. In each of the last seven years, Georgia Tech has ranked in the top six nationally in rushing offense. The Jackets have rushed for more than 29,000 yards in the last seven years - more than any other college football team.

Tech led the ACC in total offense in 2008, 2009, 2011 and 2014. In 2009, the Jackets ranked second nationally in rushing offense. In 2010, Tech ranked first nationally in rushing for the first time in school history. In 2011, the Yellow Jackets ranked second in the nation.

At least one Yellow Jacket offensive lineman earned first-team All-ACC honors in Sewak's first six seasons. While earning first-team All-America honors, Mason was a second-team All-ACC selection in 2014. In all, Sewak has coached seven Yellow Jackets who were named first team All-ACC: Andrew Gardner in 2008, Sean Bedford and Cord Howard in 2009, Bedford in 2010, Omoregie Uzzi in 2011 and 2012, and Mason in 2013. Uzzi earned All-American honors in 2012 and 2013. Bedford, who came to Georgia Tech as a walk-on defensive lineman, blossomed under Sewak into a two-time first team All-ACC performer.

Sewak, Johnson's offensive coordinator at Georgia Southern from 1997-2001, replaced Johnson as head coach of the Eagles in 2002. He produced a record of 35-14 as Georgia Southern's head coach and led the Eagles to three NCAA Division I-AA playoff appearances and two Southern Conference championships. He was named the 2004 Southern Conference Coach of the Year.

In his first season as head coach in 2002, Sewak led Georgia Southern to the I-AA semifinals and within a last-second missed field goal of the national championship game. The Eagles finished the season with an 11-3 record, won the school's sixth consecutive league title and made their fifth straight national semifinals appearance. In addition, Sewak's offense led the nation in rushing, averaging 386.2 yards per game.

Georgia Southern followed with an uncharacteristic 7-4 mark in 2003, a season which saw Sewak valiantly sidestep adversity and numerous key injuries to guide GSU to victories in six of its last eight games and earn his second straight rushing title as a head coach with a 335.6 yards per game average.

Sewak put GSU back on track in 2004. Georgia Southern rolled through the regular season with an offensive juggernaut, averaging 47 points per game and winning eight games in a row between losses to I-A Georgia and Southern Conference co-champion Furman, the No. 2 ranked team in I-AA.

While young on both sides of the ball in 2005, Georgia Southern led I-AA in rushing again. After a 1-2 start, the Eagles won seven of their last eight games to clinch an at-large playoff bid. The only loss during that stretch was to Appalachian State, the Southern Conference champion and the No. 2 seed in the I-AA playoffs. Sewak also led the Eagles to a win over Furman when the Paladins were ranked No. 1 in the country.

As offensive coordinator under Johnson at Georgia Southern from 1997-2001, Sewak's offensive unit consistently ranked as one of the nation's best at the NCAA Division I-AA level during the five-year span. After finishing second in rushing offense, total offense and scoring offense in 1998, the Eagles improved to a first-place national standing in all three categories in 1999 -- averaging 419.0 rushing yards, 551.7 total yards and 50.0 points per game.

In all, as Georgia Southern's offensive coordinator from 1997 to 2001, the Eagles rolled to a 62-10 mark, scored 2,855 points (39.7 ppg), picked up 25,941 rushing yards (360.3 ypg), 7,816 passing yards (108.6 ypg) and 33,757 total yards (468.8 ypg). Sewak also played a key role in helping lead Georgia Southern to five straight Southern Conference championships and NCAA Division I-AA playoff appearances, three national championship games and two national titles in 1999 and 2000.

In addition, three Georgia Southern offensive linemen earned All-America honors under his direct guidance from 1997-2001. Guard Mark Williams, who also was the recipient of back-to-back Southern Conference Jacobs Blocking Trophies in 1997 and 1998, tackle Rich McGrath and center Matt Winslette all earned national honors under Sewak's leadership.

During his time at Georgia Southern, Sewak took an active role in the community, serving as a member of the Parent-Teacher Organization (PTO) in the Bulloch County (Ga.) School District. He kept ties with the Special Olympics program, serving as a volunteer in various capacities. He also instilled a community relations leadership role for his players who spent many lunch and reading sessions with children at Statesboro's Mill Creek Elementary School and donated their time to the March of Dimes Walk America and "Operation Cleanup".

Sewak was appointed as the honorary chairperson of the Keep Bulloch Beautiful campaign in February 2002, and was selected to a similar capacity for the 2003 Bulloch County's Walk America in January.

Prior to his second stint at Georgia Southern, Sewak helped turn around a struggling program at Ohio University as offensive coordinator and offensive line coach under head coach Jim Grobe in 1995 and 1996. The Bobcats, after going 0-11 prior to Sewak's arrival, went 2-8-1 in 1995 before posting a 6-6 record in 1996 - the school's best mark since 1982. Sewak directed an offensive unit which ranked first in the Mid-America Conference in rushing with a 274.0 per game average.

Prior to Ohio, Sewak spent eight years as an assistant coach at Hawai'i, where he coached the Warriors' offensive line for seven seasons and the wide receivers for one. During his tenure in Honolulu, Hawai'i won the 1992 Western Athletic Conference championship, broke more than 150 offensive records, and finished among the nation's offensive leaders each year, averaging 31.7 points and 418 yards per game.

ASSISTANT COACHES

Sewak's first stint at Georgia Southern came as an assistant coach with the Eagles in 1985 and 1986 when he worked under coach Erk Russell. Sewak coached the running backs and the defensive backs on national championship teams in 1985 and 1986, respectively. The Eagles captured their first two NCAA Division I-AA titles those seasons, recording consecutive 13-2 records.

Sewak's first association with Georgia Tech came in 1984 when he served as a graduate assistant tight ends coach under head coach Bill Curry.

A native of Johnstown, Pa., Sewak began his career in 1982 at Hobart (N.Y.) College where he served as offensive coordinator and offensive line coach.

A three-year letterman as an offensive lineman at Virginia, Sewak earned a degree in psychology from UVa in 1981. He was invited to tryouts with the Baltimore Colts and Pittsburgh Steelers after the completion of his collegiate playing eligibility. Sewak added a master's degree in the spring of 2008 from Georgia Southern.

He and his wife, the former Robin Farmery of Marietta, Ga., are the parents of three children – Michael-Robert, Olivia and Nicholas. Michael-Robert is a 2013 Georgia Tech graduate in business administration; Olivia graduated from the Fashion Institute of Technology and currently works in New York City. Nicholas plays football at Georgia Southern.

THE SEWAK FILE

PERSONAL

Education Virginia, 1981 (bachelor's)
Georgia Southern, 2008 (master's)

Family wife Robin; children Michael-Robert, Olivia, Nicholas

PLAYING EXPERIENCE

1978-80 Virginia

COACHING EXPERIENCE

1982-83 Offensive Coordinator / Offensive Line, Hobart
1984 Graduate Assistant, Georgia Tech
1985-86 Assistant Coach, Georgia Southern
1987-94 Assistant Coach, Hawai'i
1995-96 Offensive Coordinator / Offensive Line, Ohio
1997-2001 Offensive Coordinator, Georgia Southern
2002-05 Head Coach, Georgia Southern
2008-11 Co-Offensive Line, Georgia Tech
2012-present Offensive Line, Georgia Tech



JOE SPEED

DEFENSIVE BACKS

U.S. NAVAL ACADEMY, 1996
SIXTH SEASON AT GEORGIA TECH
@RAMBLINSPEED

Joe Speed begins his sixth season at Georgia Tech and his third coaching the Yellow Jacket defensive backs. In 2014, Speed's defensive backs helped the Yellow Jackets' opportunistic defense produce 29 takeaways as a team, including 18 interceptions. All-ACC defensive backs D.J. White (honorable mention) and Jamal Golden (third team) led the team with four interceptions each.

Tech's defense also produced a school-record six defensive touchdowns during the Jackets' 2014 Orange Bowl championship season. Three of those touchdowns came from defensive backs White, Golden and Chris Milton. Also under Speed's watch, Isaiah Johnson set the Georgia Tech career record for tackles by a defensive back.

After first year with the defensive backs, Jemea Thomas (6th Round) was drafted by the New England Patriots in 2014.

In 2010 and 2011, Speed coached Georgia Tech's inside linebackers. Midway through the 2012 season, he moved over to coach the outside linebackers. In 2013, Speed began coaching the defensive backs.

In his first two seasons in Atlanta, Speed helped to install the 3-4 defense. In 2013, the Yellow Jackets reverted back to the 4-3 under defensive coordinator Ted Roof.

Last season, Speed helped the Yellow Jacket defense make remarkable strides. Tech made significant improvements statistically in rushing defense, scoring defense, total defense and third-down defense. The Jackets recorded two shutouts in one season for the first time since 1985.

Despite two projected starters at safety -- Johnson and Golden -- missing most or all of the season with injuries, the Tech secondary flourished in 2013. Senior Jemea Thomas, who led the team in tackles (88) and pass break-ups (8), paved the way. Thomas is highly likely to play in the NFL in 2014.

Under Speed's guidance in 2012, inside linebacker Quayshawn Nealy developed into one of the top ILB's in the ACC, and redshirt freshman Jabari Hunt-Days started from Day One and emerged as one of the top defensive rookies in the nation.

Former Yellow Jacket inside linebacker Julian Burnett emerged as one of the most prolific tacklers in recent Tech history. In 2011, Burnett had a team-high 120 tackles -- 42 more tackles than any player on the team. Burnett also had 9.5 tackles for loss and he forced and recovered fumbles as a junior in 2011.

The previous season, two of Speed's inside linebackers -- Burnett and senior Brad Jefferson -- ranked one-two on the team with a combined 173 tackles. Under Speed, Burnett went from a back-up in September to leading the team with 89 tackles. Speed came to Georgia Tech from the U.S. Naval Academy, his alma mater, where he worked six seasons under head coach Paul Johnson.

In his final four seasons at Navy, Speed coached the Midshipmen defensive backs and also served as head coach of the junior varsity team.

Speed was part of a staff that brought the Midshipmen back into the national spotlight with a 61-29 record over his last seven years.

In 2009 Navy won 10 games (10-4) and defeated Missouri in the Texas Bowl. The Midshipmen defeated Army and Air Force to capture the Commander-In-Chief's Trophy and the Navy defense ranked 18th nationally in scoring defense, allowing less than 20 points per game.

In 2008, Speed helped first-year head coach Ken Niumatalolo to one of the most successful seasons for a first-year head coach in school history. The Mids posted an 8-5 record in 2008, which is the best mark for a first-year head coach at Navy since 1934. The eight wins qualified the Midshipmen for the EagleBank Bowl. Navy earned a 24-17 victory over 16th-ranked Wake Forest, which was Navy's first win over a team ranked in the Associated Press Top 25 since 1985, as well as Navy's victory the previous week over Rutgers. It was the first time since 1981 that Navy beat teams currently in the BCS in back-to-back weeks. Navy also defeated a program-record four bowl teams.

The 2007 season -- Johnson's final campaign in Annapolis -- was a memorable one as well as the Midshipmen posted an 8-5 record, won a school-record fifth-consecutive Commander-In-Chief's Trophy, appeared in a school-record fifth-straight bowl game, and defeated Notre Dame for the first time since 1963. Safety Ketric Buffin became the first player in school history to intercept a pass in each of the first four games of the season.

In 2006 one of Speed's pupils, Keenan Little, became the first player in Navy history to score a defensive touchdown in both Service Academy games in the same year as Navy once again won the Commander-In-Chief's Trophy and participated in a bowl game.

Speed returned to the Naval Academy after a two-year hiatus at the Naval Academy Prep School in Newport, R.I., where he served as the Director of Athletics for two seasons and as the head football coach for one year.

Before going to the prep school, Speed had a successful military tour at the United States Naval Academy as a Captain in the United States Marine Corps.

In his first stint at Navy, Speed served as the Executive Administrator and Military Liaison Officer for the football team, while serving to recruit future Marine Officers, as well. Speed's military duties involved the supervision of various administrative, logistical, and professional matters pertaining to the football team and the Naval Academy Athletic Association.

On the field, Speed served as the assistant linebackers coach and head junior varsity coach. He coached four seasons at Navy and in 2003, helped guide the football team to an impressive 8-5 record, which included capturing the Commander-In-Chief's Trophy and an appearance in the 2003 Houston Bowl.

A 1996 graduate of the Naval Academy, Speed was a standout on the gridiron for the Midshipmen. A four-year starter at safety, he finished his career with 260 tackles and five interceptions.

Following graduation, Speed was commissioned as a Second Lieutenant in the United States Marine Corps and reported to Quantico, Va., where he trained and took the Infantry Officers Course.

In September 1997, he reported to GOLF Company, 2nd Battalion, 7th Marines in Twenty-Nine Palms, Calif., and in July of 1998, went to Okinawa, Japan, for six months, where he was involved in exercise FOAL EAGLE in Korea. After working with the Army in Fort Erwin, Calif., for a month, Speed went to Africa for three months on a security mission for the U.S. Embassy in Nairobi, Kenya.

Speed, and his wife, Ingrid, reside in Atlanta.

THE SPEED FILE

PERSONAL

Education U.S. Naval Academy, 1996

Family wife Ingrid

COACHING EXPERIENCE

2000-03 Executive Administrator / Military Liaison Officer, Navy
2004-05 Director of Athletics, Navy Academy Prep School
2006-09 Defensive Backs / Junior Varsity Head Coach, Navy
2010-12 Inside Linebackers, Georgia Tech
2013-present Defensive Backs, Georgia Tech

SUPPORT STAFF



MIKE HUFF

DIRECTOR OF FOOTBALL OPERATIONS

DAYTON, 2007
EIGHTH SEASON AT GEORGIA TECH
@MIKEEHUFF

Mike Huff is in his third year as Georgia Tech's Director of Football Operations and his eighth year overall on the Flats.

As Director of Football Operations, Huff works closely with head coach Paul Johnson overseeing all aspects of the program's day-to-day support operations. Huff implements, builds, and develops the team budget, oversees business contracting, team travel, personnel, and facility upgrades and renovations.

He was instrumental in the development of Tech's NFL locker room, reserved for Yellow Jacket alumni currently playing in the NFL, and also the renovation of the football recruiting office. Huff was promoted to Director in 2013 after serving two seasons as Assistant Director of Operations.

The Tulsa, Okla., native joined the football staffing the fall of 2011 after spending the previous three years as a member of Tech's communications staff.

Huff holds a bachelor's degree in journalism from the University of Dayton in 2007, and a master's degree in sport administration from Georgia State in 2010. He was a member of the University of Dayton soccer team from 2003-2006. Huff is single and resides in Atlanta.



PETE HURT

ASSISTANT DIRECTOR OF FOOTBALL OPERATIONS

MISSISSIPPI COLLEGE, 1978
SECOND SEASON AT GEORGIA TECH

Pete Hurt, a former college and high school head coach with more than 100 victories to his credit, joined the Georgia Tech football staff in March 2014. Prior to the 2015 season, he was named Assistant Director of Football Operations.

Hurt was head coach at Samford University for eight seasons, from 1994-2001, where he compiled a record of 42-39-1, making him the third-winningest coach in that school's history. Hurt was the Bulldogs' defensive coordinator in 1993 under then-head coach Chan Gailey, and was promoted to head coach when Gailey left the Birmingham (Ala.) school to take an assistant coaching position in the NFL.

A Cleveland, Miss., native, Hurt has served as head coach at three different Mississippi high schools and took each school to at least the second round of the state playoffs, most recently at Northwest Rankin High School from 2011-13. He also served as a high school head coach in Mississippi at Clinton (2002-04) and Center Hill (2007-10). In addition to his duties as head coach, Hurt served as athletic director at Clinton and Northwest Rankin, and he was an assistant athletic director at Center Hill.

Hurt has served as an assistant coach or coordinator on the college level at North Texas (1981-82), Southeast Missouri State (1982-83), Baylor (1983-86), Lamar (1987-89), Rice (1990-91), Samford (1993) and Air Force (2005-06). In 1991 and 1992, Hurt coached the defensive line for the Birmingham Fire of the World League of American Football.

He earned his bachelor's degree from Mississippi College in 1978 and his master's degree in education from Southeast Missouri State in 1984. He and his wife, Diana, have one son, Clint.



ANDY LUTZ

DIRECTOR OF PLAYER PERSONNEL

PACIFIC, 1991
THIRD SEASON AT GEORGIA TECH

A college football athletic administrator since 1991, Andy Lutz is in his third season on the Georgia Tech football staff. Prior to the 2015 season, he assumed his current role as Director of Player Personnel.

Before coming to Georgia Tech in August 2013, he served as the assistant athletic director for football operations at Texas Tech. In that role, Lutz oversaw all facets of Texas Tech football's recruiting efforts as well as the day to day operations of the Red Raider program.

From late 1998 through 2008, Lutz worked as the assistant to the head football coach at Auburn, where his duties included day to day operations for recruiting and personnel.

Before working at Auburn, Lutz worked two years (1996-98) at Ole Miss as the assistant to the athletic director for recruiting, where he helped coordinate the recruiting process for all Rebels' sports. Lutz was promoted to his position at Ole Miss after working as a graduate assistant for one year as a graduate assistant.

Lutz began his collegiate administration career in 1991 at his alma mater, the University of the Pacific, for three years, from 1991-94. He then left for the University of Nevada, where he served as a graduate assistant for one year.

From 1991-2001, Lutz also worked outside the college athletics' arena as clinic director for the Frank Glazier Football Clinics.

Lutz graduated in Pacific with a degree in communications/public relations in 1991 after playing on the Tigers' football team from 1988-91. He began his college career at San Joaquin Delta College, where Lutz was an all-conference and second-team all-state defensive back. Lutz earned his master's in educational counseling psychology from Pacific in 1994.

He and his wife, Brandy, have one daughter, Aberle.



SAEED KHALIF

ASSISTANT DIRECTOR OF PLAYER PERSONNEL

GEORGIA TECH, 1988
THIRD SEASON AT GEORGIA TECH

Saeed Khalif, a former Georgia Tech football standout, returned to his alma mater in May 2013 as Assistant Director of Player Personnel.

Khalif (known in college as Kyle Ambrose) played defensive line at Georgia Tech from 1984-86. Khalif was a member of Tech's "Black Watch Defense," a team captain and he was named first-team All-ACC in 1986. Khalif, who played for head coach Bill Curry and helped lead the Yellow Jackets to a 9-2-1 record in 1985, was on the Denver Broncos roster in 1987.

Khalif returned to his alma mater after working the previous two years as defensive coordinator and defensive line coach at Savannah State. Prior to that, he served as head coach at Central High School in Newark, N.J., where he led CHS to back-to-back winning seasons.

Inducted into the Newark Sports Hall of Fame in October 2013, Khalif earned his bachelor's degree in industrial management from Georgia Tech in 1988.

SUPPORT STAFF



BRAD WAGGONER

ASSISTANT DIRECTOR OF PLAYER PERSONNEL

LIBERTY, 1997
SECOND SEASON AT GEORGIA TECH
@COACHWAGGONERT

Brad Waggoner, who began his association with Georgia Tech football 20 years ago as a linebacker for the Yellow Jackets, was named Assistant Director of Player Personnel in May 2014. Waggoner comes to the Flats after serving the last 10 years as a high school head coach in Georgia, Alabama and Florida. Most recently, he was head coach and athletic director at Lumpkin County (Ga.) High School after previously working as the head coach at Decatur HS (2012-13) and Chattooga (Ga.) HS (2009-12).

From 1997-2000, Waggoner coached on the college level. In 1997 he served as an assistant coach and video coordinator at VMI, followed by two seasons as a graduate assistant coach at Alabama in 1998 and 1999. He went on to work as an assistant coach at West Alabama through 2000.

From 2000-03, Waggoner was an assistant coach at Sandy Creek HS in Tyrone (Ga.), where he helped coach Georgia Tech standouts Calvin Johnson and Andrew Gardner.

Waggoner grew up in Fayetteville, Ga., where he attended Landmark Christian High School. After graduating, he attended Georgia Tech in 1994 where he played linebacker for the Yellow Jackets. He finished his career at Liberty University, where he played linebacker for the Flames in 1995 and 1996.

Waggoner and wife, Mary Beth, have a son, Brad Jr.



JOE HAMILTON

RECRUITING ASSISTANT

GEORGIA TECH, 2008
THIRD SEASON AT GEORGIA TECH
@JOEHAM14

Joe Hamilton, one of the all-time greats in Georgia Tech football history, is in his third season at his alma mater as a recruiting assistant. He returned to his alma mater after spending two years as an assistant coach on Billy Curry's staff at Georgia State.

Hamilton enjoyed a spectacular career as a four-year starter at quarterback for the Yellow Jackets from 1996-99. Georgia Tech's all-time leader in total offense (10,640 yards), Hamilton won the prestigious Davey O'Brien Award as the nation's top quarterback and finished second to Wisconsin's Ron Dayne in the voting for the 1999 Heisman Trophy.

Playing under then-head coach George O'Leary, Hamilton guided Tech to consecutive bowl victories and back-to-back wins over in-state rival Georgia. He set ACC career records for total offense, touchdown passes and total touchdowns. He was inducted into the College Football Hall of Fame in 2014.

Hamilton was selected in the 2000 NFL Draft by Tampa Bay and spent three seasons with the Buccaneers. He also played in NFL Europe with the Frankfurt Galaxy (2002) and in the Arena Football League with the Orlando Predators (2004-06).

After his playing career was over, the Alvin, S.C., native returned to school to finish his degree, graduating from Georgia Tech in 2008.

He and his wife, Kenya, have two children, Skylar and Kayden.



TERI ANTON

ADMINISTRATIVE COORDINATOR

FLORIDA STATE, 1991
18TH SEASON AT GEORGIA TECH
@GTMISSTERI

Teri Anton is in her 18th year at Georgia Tech and is the assistant to head coach Paul Johnson. She is responsible for the organization, preparation and maintenance of the head coach's schedule and communications.

Her other duties include administrative support to the football staff, serve as NFL Liaison as well as Tech's coaching clinics and summer camps, and maintaining team databases. Anton is also the

liaison with team parents and coordinates special events including annual team banquet and senior day presentations.

Prior to joining Georgia Tech, Anton was a high school teacher in DeKalb County and a director at the Creme de la Creme School in Buckhead. She graduated from Florida State in 1991 with a bachelor's degree in education.



COURTNEY BOWEN

ADMINISTRATIVE COORDINATOR

TENNESSEE, 2006
FIFTH SEASON AT GEORGIA TECH
@GTCOURTNEYKECK

Courtney Bowen joined the Georgia Tech football staff in August 2011 as the Administrative Coordinator for Recruiting.

In addition to coordinating official and unofficial prospect visits, she organizes and maintains the recruiting database while serving as the contact for high schools. She is also the academic liaison for all incoming and prospective student-athletes.

A 2006 graduate of the University of Tennessee, Bowen worked with the football program as an undergraduate then as a graduate assistant in football recruiting. Her myriad of responsibilities included recruiting, camps, coaching clinics, marketing and administrative duties.

She holds both a bachelor's degree in public relations and master's degree in sports management from the University of Tennessee.

Formerly Courtney Keck, she and her husband, Shane Bowen, were married June 20, 2015, in Atlanta. Shane was a Georgia Tech linebacker and is currently the linebackers coach at Kennesaw State.



CHRIS BREEN

DIRECTOR OF ACADEMICS

FORDHAM, 2002
FIFTH SEASON AT GEORGIA TECH

Chris Breen, who serves as Georgia Tech's Director of Academics, is in his fifth year on the Flats. He was promoted to his current position in July 2014.

Breen came to Tech after spending five years as Associate Director of Academic Support for Student Athletes at Seton Hall University, working specifically with the men's basketball team. Breen received the President's Award for Student Service in May 2010 from Seton Hall.

Breen earned his bachelor's degree in business administration in 2002 from Fordham University, where he played linebacker and was captain of the 2001 football team. He also coached linebackers for two seasons at Fordham following graduation, and helped his alma mater win the Patriot League in 2002. Breen completed his master's degree in counseling in 2006.

He attended the same university as Vince Lombardi and the "Seven Blocks of Granite". He has spent nine-plus years working in the academics support field, and 11 years in higher education.

Breen and his wife Lauren currently reside in Atlanta, Georgia.



TOM CONNER

EQUIPMENT MANAGER

ALABAMA, 1980
24TH SEASON AT GEORGIA TECH

A familiar face in the Georgia Tech Athletic Association, Tom Conner is in his 24th season as Georgia Tech's Equipment Manager. A certified athletic equipment manager, Conner is responsible for procuring and maintaining all equipment and uniforms for the football program and also assists in ordering gear for Tech's other sports programs.

Conner came to Tech in 1992 after four years as the equipment manager at the United States Naval Academy. He also has experience at the professional level after serving four years (1982-86) as the head equipment manager for the Birmingham Stallions of the United States Football League.

SUPPORT STAFF

He then worked one year (1987) as assistant equipment manager at Duke University before moving to Navy in 1988. Conner also spent two years as assistant equipment manager at the University of Missouri.

Conner earned his bachelor's degree in physical education in 1980 from the University of Alabama, where he worked four years as a student manager for football.

Conner, who completed a two-year seat as a member of the Schutt Manufacturers Advisory Board, was honored as the AEMA District III Equipment Manager of the Year for 1997-98.

A native of Signal Mountain, Tenn., Conner is married to the former Pamela Bushman, and the couple has a son.



RICK LYSTER

GRADUATE ASSISTANT COACH
LAFAYETTE COLLEGE, 2013
FIRST SEASON AT GEORGIA TECH

Rick Lyster is in his first year as a graduate assistant for the Georgia Tech football program. He works with the Yellow Jackets' linebackers.

Before joining the Georgia Tech staff, Lyster spent the 2014 season as the linebackers coach at Monmouth University during the Hawks' inaugural season in the Big South Conference.

Prior to starting his coaching career, he served as corporate security in the Trump Organization.

A native of Ocean, N.J., he was a three-year letterwinner for the Lafayette College Leopards, playing defensive line for head coach Frank Tavani. He earned second-team All-Patriot League honors in 2011 as a defensive lineman. He was a team captain as a senior. He graduated from Lafayette in 2013 with a bachelor's degree in international affairs.



BLAKE DEBARTOLA

GRADUATE ASSISTANT COACH
GEORGIA SOUTHERN, 2012
FIRST SEASON AT GEORGIA TECH

Blake DeBartola is in his first year as a graduate assistant for the Georgia Tech football program. He assists with the offensive line.

DeBartola joined the Georgia Tech staff after one year as the offensive line coach and recruiting coordinator at Shorter College in Rome, Ga. He began as a graduate assistant during the 2013 season before moving to a full-time role in 2014.

A native of Fayetteville, Ga., he was a four-year letterwinner at Georgia Southern, where he played center, guard and tackle for the Eagles. He started every game in 2011 and 2012, while helping the Eagles to three straight NCAA FCS semifinals appearances.

He graduated from Georgia Southern in 2012 with a bachelor's degree in business administration. He also earned his MBA from Shorter College in 2014. He is married to the former Faith Huffman of Fayetteville. The couple has one daughter, Lane Taylor, born May 17, 2015.



TODD MCCARTHY

DIRECTOR OF VIDEO OPERATIONS
VCU, 1992
18TH SEASON AT GEORGIA TECH

Todd McCarthy is in his 18th season at Georgia Tech as Director of Video Operations after joining the Tech staff in the spring of 1998. McCarthy handles all practice, game and opponents' video for the coaching staff while overseeing Tech's video operations.

In 2005, the Tech Video Department received the SAVVY Award from the Collegiate Sports Video Association for the nation's top highlight video. McCarthy is a five-time winner of the ACC Video Director of the Year Award (2001, 2003, 2004, 2009 and 2010).

McCarthy spent two years (1996-98) as Director of Sports Video at the University of Pittsburgh and three years (1993-96) in the same capacity at the University of Richmond. He also worked two years as a videographer and editor in the sports department at WRIC-TV, the ABC affiliate in Richmond, Va.

McCarthy earned his bachelor's degree in broadcast communications from Virginia Commonwealth University in 1992. A native of Richmond, Va., McCarthy is married to the former Elizabeth Knupp and they reside in Smyrna, Ga. The couple have one child, Nicholas, born in 2012.



MIKE DEGEORGE

ASSISTANT DIRECTOR OF COMMUNICATIONS
DAYTON, 2005
FOURTH SEASON AT GEORGIA TECH
@MIKEDERGEORGE

Mike DeGeorge is in his third year at Georgia Tech as Assistant Director of Communications & Public Relations. In this role, DeGeorge serves as the primary media contact for the nationally-ranked Yellow Jacket baseball team and serves as the secondary football contact.

DeGeorge manages the Russ Chandler Stadium Press Box on game day, directs all baseball-related social media and is the liaison between the baseball program and the local and national media. He is a member of the National Collegiate Baseball Writers Association, the Football Writers Association of America and CoSIDA.

DeGeorge came to Georgia Tech after spending five years as the Assistant Director of Athletic Public Relations at the University of Richmond. During his time with the Spiders, DeGeorge was the primary contact for the nationally-ranked football team, which won the 2008 Division I National Championship. He also served as the media contact for baseball, men's and women's golf and women's swimming and diving.

Prior to his arrival at Richmond, DeGeorge was a sports information assistant at Xavier University in Cincinnati.

A native of Buffalo, N.Y., DeGeorge earned a bachelor's degree at the University of Dayton and worked in the Flyers' athletics communication office for four years.



BRITTANY MCCORMICK

ASSISTANT DIRECTOR OF COMMUNICATIONS
MICHIGAN STATE, 2012
THIRD SEASON AT GEORGIA TECH
@BRITTMCCORMICK

Brittany McCormick joined the Georgia Tech Athletic Association in July 2013 as Assistant Director for Communications & Public Relations. She is the primary contact for women's basketball and women's tennis, and is also the tertiary contact for Yellow Jackets football.

McCormick came to The Flats from Syracuse University, where she was an athletics communication assistant for the 2012-13 athletics season. She worked with the Orange ice hockey, cross country, and track & field programs, in addition to serving as a secondary contact for football, women's basketball, and men's and women's lacrosse.

McCormick has also served as a media and stats volunteer at the NCAA Frozen Four every year since April 2010.

A native of Freehold, N.J., she graduated with high honors from Michigan State with a bachelor's degree in communications and public relations in 2012. She was a student assistant in the athletic communications office at Michigan State for three years. McCormick also served as a summer intern with USA Hockey in 2011.

She is a member of the College Sports Information Directors of America (CoSIDA) and the Eastern College Athletic Conference-Sports Information Directors Association (ECAC-SIDA).

PLAYERS & STAFF

SUPPORT STAFF



KEVIN REDDY

GRADUATE ASSISTANT COACH
GEORGIA GWINNETT, 2013
SECOND SEASON AT GEORGIA TECH

Kevin Reddy, an assistant coach at a highly successful local high school football program for six years, joined the Georgia Tech staff in March 2014.

Reddy helped coach linebackers and special teams at Buford High School, which won state titles during his tenure in 2008, 2009, 2010, 2012 and 2013. The 2011 team finished as the state runner-up. He also served as a special education teacher for the 2013-14 school year.

After a standout career at Brookwood (Ga.) High School, Reddy attended Georgia Southern, where he played on the football team under head coach Brian Van Gorder in 2007.

A native of Snellville, Ga., Reddy obtained his degree from Georgia Gwinnett College in 2013. He is single and resides in Atlanta.



JAY SHOOP

DIRECTOR OF SPORTS MEDICINE
EAST TENNESSEE STATE, 1970
27TH SEASON AT GEORGIA TECH

Jay Shoop, a 45-year veteran of the sports medicine profession, returned to Georgia Tech in 2002 as director of sports medicine after a year as head trainer for the Detroit Lions.

Shoop, who oversees all areas of the sports medicine program for the Yellow Jackets' 17 varsity sports, previously served as Tech's director of sports medicine and head trainer from 1987-99.

Shoop first came to Georgia Tech in 1987 after a two-year stint as head trainer for the NFL's Tampa Bay Buccaneers. He also served two years (1983-84) as head trainer of the Michigan Panthers of the USFL, and seven seasons as an assistant trainer for the Atlanta Falcons.

A native of Wise, Va., Shoop earned his bachelor's degree from East Tennessee State University in 1970 and a master's degree in 1976 from Furman, where he was head trainer for six years (1970-76).

Shoop served as the chief trainer for the Olympic Village for the 1996 Centennial Olympic Games and as the head trainer for the 1994 Goodwill Games in St. Petersburg, Russia.

An avid collector of historical sports memorabilia, Shoop authored the official history of the Southeastern Athletic Trainers Association in 1988. He was inducted into the NATA Hall of Fame in 2012.

Shoop is married to the former Anne Brockman. The couple has two children - Farrah, a Tech graduate and husband Corey Gamel, and Lynn, who his married to his wife Meredith. The Shoops have five grandchildren - Logan, Summer, Owen, Bree and Catherine Rose.



JOHN SISK

DIRECTOR OF PLAYER DEVELOPMENT
WESTERN CAROLINA, 1993
FOURTH SEASON AT GEORGIA TECH

John Sisk, who has a wealth of experience with more than two decades in the profession, is in his fourth year as Georgia Tech's Director of Player Development.

Sisk, who oversees the player development staff that works with more than 350 Yellow Jacket student-athletes, works directly with the football program. Sisk came to Georgia Tech after serving one season as Director of Strength Training & Conditioning at Furman.

A 20-year veteran in the profession, Sisk served as the Director of Speed, Strength and Conditioning at Vanderbilt from 2001-2010. While at Vanderbilt, Sisk and his staff contributed to the football program's turnaround, which culminated in the Commodores' 2008 Gaylord Hotels Music City Bowl victory over Boston College. He coached four Vandy strength and conditioning All-Americans, including current Chicago Bears quarterback Jay Cutler. Cutler and Bears' offensive linemen Chris Williams were two National Football League first-round draft picks to progress through Sisk's strength training program at Vandy.

All told, Sisk directed the strength training regimen for 12 Vanderbilt players who signed NFL contracts, as well as four Major League Baseball first-round draft picks, including No. 1 selection David Price (Tampa Bay, 2007), No. 2 selection Pedro Alvarez (Pittsburgh, 2008), No. 7 selection Mike Minor (Atlanta, 2009), and No. 8 pick Casey Weathers (Colorado, 2007).

Sisk first worked in college athletics as assistant strength coach at Furman in 1993 before serving as strength and conditioning coach at Western Carolina. He went on to work on the staff at Clemson before taking the director's job at Vanderbilt in 2001.

A Waynesville, N.C., native, Sisk played football at Western Carolina, graduating with a degree in sports administration. Upon graduating, he spent three years as a football/strength coach at Tuscola (N.C.) High School.

In 2011, Sisk was one of eight recognized as a Master Strength & Conditioning Coach (MSCC) by the Collegiate Strength & Conditioning Coaches Association.



MARK SMITH

ASSISTANT ATHLETIC TRAINER
SUNY BROCKPORT, 2010
THIRD SEASON AT GEORGIA TECH

Mark Smith is in his third season as an assistant athletic trainer at Georgia Tech, where he works with director of sports medicine Jay Shoop in the day to day care of Yellow Jacket football student-athletes.

Smith came to Georgia Tech after a short stint as an assistant athletic trainer at Georgia State in the spring of 2013. Prior to his time at Georgia State, he completed a year-long internship with the Buffalo Bills. In the summer of 2010, Smith performed an athletic training internship with the Pittsburgh Steelers.

Smith is familiar with Georgia Tech, having served as a graduate assistant athletic trainer on the Flats from 2010-2012. His duties were primarily working with swimming & diving and assisting with football.

Smith is a NATABOC Certified Athletic Trainer. He is a member of the National Athletic Trainer's Association, Southeast Athletic Trainers' Association, the Georgia Athletic Trainers' Association, and he is licensed by the state of Georgia as an athletic trainer.

A native of Rochester, N.Y., Smith earned his bachelor's degree in athletic training from The College at Brockport, a State University of New York, in 2010.

He is married to the former Ashley Reid. The couple has one son, Brady.



STEVEN SYLVESTER

GRADUATE ASSISTANT COACH
GEORGIA TECH, 2011
THIRD SEASON AT GEORGIA TECH

Steven Sylvester, a former standout linebacker for Georgia Tech under head coach Paul Johnson, is in his third season as a Yellow Jacket graduate assistant coach.

Sylvester works closely with assistant coach Bryan Cook in coaching the B-backs.

As a player at Tech, Sylvester played in 52 career games, recorded 154 tackles, 19.5 tackles for loss, seven sacks and he caused four fumbles. He played as a true freshman in 2008 and was an instrumental part of the 2009 team that played in the ACC Championship Game and in the FedEx Orange Bowl. Sylvester served as a team captain as a senior in 2011.

A native of McDonough, Ga., Sylvester was an all-star performer at Union Grove High School. Sylvester is a 2011 Georgia Tech graduate with a degree in science, technology and culture. Sylvester and his fiancée, Jasmyn, live in Atlanta.

SUPPORT STAFF



PUNT WINDHAM

ASSISTANT EQUIPMENT MANAGER

GEORGIA TECH, 1994
13TH SEASON AT GEORGIA TECH

Punt Windham, coordinator of football equipment, is in his 13th season at Georgia Tech, his alma mater.

Windham, a certified equipment manager, handles the day-to-day operations of the football equipment room including handling and ordering equipment and uniforms, maintenance of equipment and travel logistics of the equipment. Since coming back to his alma mater in 2003, Windham has been a part of 11 straight bowl appearances with the Yellow Jackets.

Prior to working at Georgia Tech, Windham served eight years at the University of Texas, where he served as head baseball equipment manager and assistant football equipment manager.

While in Austin, Windham worked with the Longhorn baseball team that captured the 2002 NCAA championship and also appeared in the 2000 College World Series.

Windham graduated from Georgia Tech in 1994 with a degree in industrial engineering. He worked as a student manager for the Yellow Jacket football team, which captured a share of the national championship in 1990.

Windham grew up in Lilburn, Ga., Windham and wife, Kim, were married in 2010.



CHRIS YANDLE

ASSISTANT AD / COMMUNICATIONS

LOUISIANA-LAFAYETTE, 2004
SECOND SEASON AT GEORGIA TECH
@CHRISYANDLE

Chris Yandle was named Assistant AD for Communications & Public Relations at Georgia Tech on July 23, 2014. He serves as the Yellow Jackets' football contact and oversees the day-to-day operations of the Communications & PR office.

Prior to joining the Georgia Tech staff, Yandle spent two years at the University of Miami. During his time at Miami, he implemented a social media strategy across all platforms and a communications standards guide for the department. He also oversaw social media education for Hurricanes student-athletes, coaches and staff.

In February 2014, he was named the Rising Star Award recipient for the University Division by the College Sports Information Directors of America (CoSIDA).

Yandle arrived in Coral Gables after four years at Baylor University, where he served as the primary contact for the men's basketball program. He was one of the leaders behind the successful Heisman Trophy campaign of Robert Griffin III in 2011, and was one of the key contributors to Baylor's increased social media presence.

The Houma, La., native graduated cum laude with a bachelor's degree in public relations from Louisiana-Lafayette in 2004. He earned his master's degree in athletic administration from Marshall University in 2007.

He co-wrote a college textbook titled "Developing Successful Social Media Plans in Sports Organizations". He is also an adjunct instructor in public relations at Kennesaw State.

Yandle is currently a member of CoSIDA, NACDA, NACMA and the Football Writers Association of America (FWAA). He and his wife, Ashleigh, have two children, Addison and Jackson.

PLAYERS & STAFF



MARKEISHA EVERETT

Director
Marketing



DR. ANGELO GALANTE

Team Physician



BRANDON GAUDIN

Play-by-Play
Georgia Tech Radio



TEIANA JONES

Senior Coordinator
Academic Services



DANNY KARNIK

Photographer



DR. AARON KING

Team Dentist



PHIL LEWICKI

Assistant Director
Marketing



TIM McGRATH

Staff Assistant



DERRICK MOORE

Team Chaplain



BRANDON POTTEBAUM

Senior Coordinator
Academic Services



ZACH REED

Assistant Director
Player Development



RANDY RHINO

Chiropractor



BEN SOWDERS

Assistant Director
Player Development



LEAH THOMAS

Director
Total Person Program



CURTIS TURNER

Assistant Director
Player Development



MELISSA WHEELER

Academic Coordinator



RUDY WILSON

Academic Coordinator



MICHAEL WOO

Academic Coordinator



DR. JOHN XEROGEANES

Team Physician

ADMINISTRATION



G.P. "BUD" PETERSON

INSTITUTE PRESIDENT
KANSAS STATE, 1975

Dr. G.P. "Bud" Peterson became the 11th president of Georgia Tech on April 1, 2009. Under his leadership Georgia Tech has developed a 25-year strategic plan, launched the public phase of Campaign Georgia Tech, experienced increased enrollment, expanded innovative collaborations and strategic partnerships, expanded the campus infrastructure, and increased national visibility.

Peterson came to Georgia Tech from the University of Colorado at Boulder, where he served as chancellor. Prior to that, he served as provost at Rensselaer Polytechnic Institute in New York, and on the faculty and in leadership positions at Texas A&M University for 19 years. He has worked for NASA and the National Science Foundation (NSF).

Throughout his career, Peterson has played an active role in helping to establish the national education and research agendas, serving on many industry, government, and academic task forces and committees. He has served on a number of national accreditation agencies, with a focus on improving and assessing outcomes for higher education. He also has served on congressional task forces, research councils, and advisory boards, including the Office of Naval Research, the National Aeronautics and Space Administration, the Department of Energy, the National Research Council, and the National Academy of Engineering.

A distinguished scientist, he was appointed in 2008 by President George W. Bush, and again in 2014 by President Barack Obama, to serve as a member of the National Science Board, which oversees the NSF and advises the President and Congress on national policy related to science and engineering research and education. In 2010 he was named by U.S. Secretary of Commerce Gary Locke as a member of the National Advisory Council on Innovation and Entrepreneurship. President Obama appointed him to the Advanced Manufacturing Partnership (AMP) steering committee in 2011, and to the AMP 2.0 steering committee in 2013. In 2015 Peterson was appointed to the Knight Commission on Intercollegiate Athletics. In addition, he represents the ACC on the NCAA's Division 1 Board of Directors.

Peterson is a fellow of both the American Society of Mechanical Engineers (ASME) and the American Institute of Aeronautics and Astronautics (AIAA), and received the AIAA Distinguished Service Award in 2011. His research has focused on phase change heat transfer in both the cooling of electronic devices and spacecraft thermal control. He is widely published, authoring or co-authoring 16 books or book chapters, 210 refereed journal articles, and more than 170 conference publications. He also holds a total of nine patents, with two others pending.

Peterson earned a bachelor's degree in mechanical engineering, a second bachelor's degree in mathematics, and a master's degree in engineering, all from Kansas State University. While at Kansas State he lettered three years as a tight end/wide receiver for the Wildcats football team. He earned a PhD in mechanical engineering from Texas A&M University.

President Peterson and Georgia Tech's first lady, Val Peterson, are tireless ambassadors for Georgia Tech. He regularly speaks to government, business and industry, and community leaders, as well as civic and community groups, faculty, staff, students and alumni. This summer the Petersons made their seventh annual tour of Georgia, meeting with businesses, government and community leaders, alumni groups, and students. Their Georgia tours have covered more than 5,000 miles, visiting friends in nearly every county throughout the state.

The Petersons have four adult children, two of whom are Tech alumni, and were foster parents to nine children.



REGINALD DesROCHES

FACULTY ATHLETICS REPRESENTATIVE
CALIFORNIA, 1990

Reginald DesRoches, the Karen and John Huff School Chair, and Professor of Civil and Environmental Engineering at the Georgia Institute of Technology, is in his second year as the Faculty Athletics Representative for the Georgia Tech Athletic Association. DesRoches took over as FAR on July 1, 2014, after Professor Sue Ann Bidstrup stepped down following a five-year stint as FAR.

His primary research interests are design of buildings and critical infrastructure under earthquake loads, and seismic risk assessment. He has a particular interest in mitigating the impacts of earthquakes in the Caribbean and Western Africa. He has published over 250 articles in the general area of earthquake engineering and seismic risk assessment and has given over 100 presentations in 30 different countries.

Dr. DesRoches has served as a key technical leader in the US response to the Haiti earthquake, and has traveled to Haiti numerous times since the earthquake. He was a member of an early response team which traveled to Haiti immediately following the earthquake to conduct critical building safety assessments for the United Nations. He later led a team of 28 engineers, architects, city planners, and social scientists to study the impact of the earthquake. This visit resulted in a series of recommendations on the recovery and rebuilding of Haiti, and was the foundation for the Earthquake Spectra special issue on the Haiti earthquake, which consisted of a compilation of research papers on the lessons learned from the Haiti earthquake.

Dr. DesRoches has been called on for expert testimony following recent earthquake events by CNN, CNN International, LiveScience, National Geographic, Asia Times online and other news media. He has participated in numerous congressional briefings in the United States to underscore the critical role that University research must play in addressing the country's infrastructure crisis and resilience to natural hazards.

Dr. DesRoches has served as Chair of the ASCE Seismic Effects Committee (2006-2010), Chair of the executive committee of the Technical Council on Lifeline Earthquake Engineering (2010), and Board of the Earthquake Engineering Research Institute (EERI). He is currently a member of the executive committee of the National Academy of Sciences Roundtable on Risk, Resilience, and Extreme Events, and is on the advisory board for the Natural Disasters, Coastal Infrastructure and Emergency Management Research Center (DIEM). Dr. DesRoches has received numerous awards, including the Presidential Early Career Award for Scientists and Engineers (PECASE) in 2002. The PECASE award is the highest honor bestowed upon scientists and engineers in the early stages of their careers. Most recently, he was a recipient of the 2007 ASCE Walter L. Huber Civil Engineering Research Prize, the Georgia Tech Outstanding Doctoral Thesis Advisor Award (2010), and the Georgia Tech ANAK Award (2008). The ANAK award is considered the highest honor the undergraduate student body can bestow on a Georgia Tech faculty.

Dr. DesRoches earned his bachelor's of science in mechanical engineering, master's of science in civil engineering, and PhD in structural engineering – all at the University of California, Berkeley. He was born in Port-au-Prince, Haiti, and grew up in Queens, N.Y.

ADMINISTRATION



MIKE BOBINSKI

DIRECTOR OF ATHLETICS

NOTRE DAME, 1979

@GATECHAD

Mike Bobinski, who has successfully directed athletic departments at Akron and Xavier for a combined 20 years and has worked as a collegiate athletics administrator for more than 30 years, was named Director of Athletics at the Georgia Institute of Technology on Jan. 16, 2013.

Bobinski oversees an athletic department that includes 17 NCAA Division I varsity sports and is rich with athletic tradition and success.

Just the eighth Georgia Tech director of athletics over the past 110 years, Bobinski joins the likes of John Heisman, William Alexander, Bobby Dodd and Homer Rice who have served in the role previously.

Bobinski, whose tenure officially began April 1, 2013, served as chair of the NCAA Division I Men's Basketball Committee for the 2012-13 season. That successful role concluded with the 2013 Final Four, which coincidentally was held in Atlanta.

Bobinski came to Georgia Tech after serving 12 years as director of athletics at Cincinnati's Xavier University, where he also served as associate vice president. He was hired as the Musketeers' director of athletics in 1998 and remained in the role until 2004, when he was named associate vice president for development and oversaw all of the university's fundraising efforts, including major gifts, grant services and annual and planned giving. He returned as athletic director in 2006.

At Xavier, Bobinski headed an athletic program that strived to excel in the classroom as well as on the playing fields and courts. In 2012, Xavier ranked 11th nationally in Division I Graduation Success Rates at 97 percent. In June of 2012, the National Association of Collegiate Directors of Athletics named Bobinski the Under Armour Division I Northeast Athletic Director of the Year.

During his tenure, nine Xavier teams earned 40 team or individual spots in NCAA championship competition. That includes men's basketball, which reached at least the NCAA Tournament Sweet 16 in four of the last six years. In the same time span, 25 Xavier teams captured Atlantic 10 Conference championships.

In men's basketball, Xavier averaged 25 wins over Bobinski's 12 years. The Musketeers advanced to the Elite Eight in 2004 and 2008. In addition, men's basketball extended its streak to 88 straight seniors that graduated. Women's basketball made runs to the NCAA Elite Eight in 2001 and again in 2010 and in 2011 achieved its highest national ranking in program history at No. 4.

In 2009, Bobinski hired Chris Mack as men's basketball head coach. He also hired Thad Matta as head men's basketball coach in 2001 and Sean Miller as Xavier's first associate head coach. Matta is now head coach at Ohio State and Miller has since taken over as head coach at Arizona. Bobinski also hired former women's basketball coach Kevin McGuff, who spent nine years at Xavier. He also oversaw the opening of The Cintas Center.

Prior to joining Xavier, Bobinski served as the University of Akron's athletic director from 1994 to 1998. From 1989 to 1994, he was the associate director of athletics at the U.S. Naval Academy. Prior to that, Bobinski served as the associate and assistant business manager at the University of Notre Dame from 1984 to 1989.

As a licensed certified public accountant, he first went into accounting with Deloitte, Haskins and Sell and Arthur Young & Company from 1979-82. He also worked for the Walt Disney Company in Orlando from 1982-84 before moving into college athletics at UND in 1984.

Bobinski was hired at Georgia Tech following a three-month, nationwide search. A seven-member committee led by Stephen P. Zelnak Jr. advised Peterson and identified candidates. Bobinski took over for Dan Radakovich, who resigned in November 2012.

A native of Yaphank on Long Island, N.Y., Bobinski received his bachelor of business administration from Notre Dame in 1979, graduating magna cum laude, while playing four years for the Fighting Irish baseball team.

Bobinski has two children, Melissa, a 2009 Xavier graduate, and Brian, a 2012 Ohio State graduate.

ATHLETICS LEADERSHIP TEAM



MIKE BOBINSKI
Athletic Director



BRETT DANIELS
Deputy AD



JOHN DAVID WICKER
Senior Associate AD
Operations



JACK THOMPSON
Senior Associate AD
Development



SHOSHANNA ENGEL
Associate AD
Compliance



JIM HALL
Associate VP
Development



MARVIN LEWIS
Associate AD
Finance & Administration



PHYLLIS LABAW
Associate AD
Student Services



RICK THORPE
Associate AD
Sales & Fan Experience



THERESA WENZEL
Associate AD
SWA



CHRIS YANDLE
Assistant AD
Communications



LEE HENDRICKSON
Human Resources

PLAYERS & STAFF

2014 SEASON REVIEW

Season Notebook	62
Season Statistics	63-75
Game Recaps	76-82

SEASON NOTEBOOK



INDIVIDUAL HONORS

FREDDIE BURDEN

All-ACC, honorable mention (AC SMA)

BRYAN CHAMBERLAIN

All-ACC, honorable mention (AC SMA)

MATT CONNORS

2015 ACC Postgraduate Scholarship

P.J. DAVIS

All-ACC, honorable mention (AC SMA)
ACC Linebacker of the Week (Sept. 22)
ACC Linebacker of the Week (Nov. 17)

SYNJYN DAYS

All-ACC, honorable mention
(AC SMA, coaches)
ACC Offensive Back of the Week (Nov. 10)

KeSHUN FREEMAN

Freshman All-America
(Phil Steele, USA TODAY)
True Freshman All-America (247Sports, ESPN)
All-ACC, honorable mention (AC SMA)
ACC Defensive Lineman of the Week (Nov. 3)

JAMAL GOLDEN

All-ACC, third team
(Phil Steele, AC SMA, coaches)
All-ACC, honorable mention – specialist
(AC SMA)

ADAM GOTSIS

All-ACC, second team
(Phil Steele, AC SMA, coaches)

ISAIAH JOHNSON

2015 Peach of an Athlete Award
2015 Arthur Ashe Jr. Sports Scholar
All-ACC Academic Football Team
ACC Defensive Back of the Week (Oct. 27)

PAUL JOHNSON

Atlanta Sports Council Coach of the Year
ACC Coach of the Year (AC SMA, coaches)

ZACH LASKEY

All-ACC, second team (Phil Steele,
AC SMA, coaches)

SHAQUILLE MASON

All-America, first team (USA TODAY)
All-America, second team
(SI, FWAA, Phil Steele)
All-America, third team (AP)
All-Bowl Team (AP)
All-ACC (ESPN)
All-ACC, first team (Phil Steele)
All-ACC, second team (AC SMA, coaches)
ACC Offensive Lineman of the Week (Oct. 6)
ACC Offensive Lineman of the Week (Nov. 10)
ACC Co-Offensive Lineman of the Week (Dec. 1)

QUAYSHAWN NEALY

All-ACC, second team (Phil Steele, AC SMA)
All-ACC, third team (coaches)
ACC Linebacker of the Week (Nov. 10)

DeANDRE SMELTER

All-ACC, second team (Phil Steele, coaches)
All-ACC, third team (AC SMA)
ACC Receiver of the Week (Nov. 17)

TREVOR STROEBEL

All-ACC Academic Football Team

JUSTIN THOMAS

All-ACC, second team (Phil Steele, coaches)
All-ACC, third team (AC SMA)
ACC Offensive Back of the Week (Sept. 22)
2014 Capital One Orange Bowl MVP

D.J. WHITE

All-ACC, honorable mention (AC SMA)
ACC Defensive Back of the Week (Dec. 1)

RECORDS & MILESTONES

TEAM

- Georgia Tech finished ranked in the final top 10 of both the AP (No. 8) and USA TODAY Coaches (No. 7) polls for the first time since 1990. It is the eighth time in program history that Georgia Tech has finished in the top 10 of the final coaches poll and the ninth time it finished in the top 10 of the AP poll.
- Georgia Tech reached the 11-win mark for only the fifth time in school history – 1951 (11-0-1), 1952 (12-0), 1990 (11-0-1), and 2009 (11-3).
- Tech concluded the season by playing a Top 25 team in four consecutive games for the first time since 1959 (SMU, Clemson, Tennessee, Auburn).
- Tech made its seventh Orange Bowl appearance and posted a 49-34 win over Mississippi State on New Year's Eve. It was the Yellow Jackets' first Orange Bowl win since 1952.
- For the second time in five seasons, Georgia Tech led FBS in rushing offense. The Jackets averaged a school-record 342.1 yards per game. Tech has ranked in the top six nationally in rushing offense in each of Paul Johnson's seven seasons.
- Georgia Tech also leads the nation with 14 straight games of 200+ rushing yards.
- The Yellow Jackets set an Orange Bowl record with 452 rushing yards against Mississippi State. It was also a school bowl game record.
- Georgia Tech averaged 37.2 points in eight ACC games – the third-highest average for conference games in school history.
- The Jackets set a single-season school record for rushing yards (4,789), rushing yards per game (342.1) and rushing yards per attempt (6.06). Tech led the nation in rushing yards per game.
- Georgia Tech scored six defensive TDs, one shy of the school record of seven set in 1998.
- Georgia Tech had a school-record five interception returns for touchdowns.
- With its 30-24 OT road win at Georgia, Georgia Tech (5-7 in OT games) won its first OT game since Nov. 7, 2009.
- Georgia Tech's 14 All-ACC awards are the Jackets' most in a single season (previous high was 10 in 1990 and 2006).
- Georgia Tech became the first team to win a BCS or New Year's Six bowl game with no first-team all-conference players. Prior to the 2014 season, three teams had won a BCS or New Year's Six bowl game with only one first-team all-conference selection – Georgia (2007), Virginia Tech (2008), and Michigan (2011).
- No team in the nation scored on its opening drive more often in 2014 than Georgia Tech (71.4%).
- In 2014, Georgia Tech allowed an ACC-low 11 sacks in 14 games, the third-fewest in FBS.
- Georgia Tech led the FBS in third-down efficiency, posting a rate of 57.9 percent which ties for the highest mark since the NCAA began recording third-down rates in 2005 (Hawaii, 2006).
- In the second year under defensive coordinator **Ted Roof**, Georgia Tech's 2014 defense created a turnover on an FBS-best 26 percent of opponents' possessions.

INDIVIDUAL

- Paul Johnson** became the second GT head coach to post multiple 10-win seasons on The Flats, joining only Bobby Dodd (1951, 1952).
- Johnson was named the 2014 ACC Coach of the Year by AC SMA and the league's coaches. Johnson is one of four Georgia Tech coaches to be named ACC Coach of the Year – **Bill Curry** (1985), **Bobby Ross** (1990), and **George O'Leary** (2000). He is one of only five coaches in ACC history to win the award three or more times: **Bill Murray**, Duke (1954, 1960, 1962); **Earle Edwards**, NC State (1957, 1963, 1965, 1967); **Jerry Claiborne**, Maryland (1973, 1975, 1976); and **George Welsh**, Virginia (1983, 1984, 1991, 1995).
- Synjyn Days** (924), **Zach Laskey** (851), and **Charles Perkins** (443) combined for 2,218 rushing yards and combined to only lose 15 total yards in 14 games.
- Senior **Isaiah Johnson** finished his career with 283 tackles – the most by any defensive back in Georgia Tech history.
- Senior guard **Shaquille Mason** became Tech's first first-team All-America selection since defensive end Derrick Morgan in 2009. He is the 60th first-team All-American in program history and the third under **Paul Johnson** (Michael Johnson – 2008, Derrick Morgan – 2009).
- Redshirt sophomore QB **Justin Thomas** became the sixth Georgia Tech QB to rush for 1,000 yards in a career and the 44th 1,000-yard rusher in school history.
- Senior B-Back **Synjyn Days** became the 45th 1,000-yard rusher in school history.
- Senior WR **DeAndre Smelter** became the 21st 1,000-yard receiver in GT history.
- Sophomore PK **Harrison Butker** now owns the single-season record for made PATs in a season (58).
- Butker ranks fifth in school history with 111 career PATs made.
- Butker's 91 points are the third-most by kicking on Tech's single-season chart.
- Butker ranks fifth in school history with 174 points scored by kicking.

2014 STATISTICS

RESULTS (11-3, 6-2 ACC)						
DATE	OPPONENT	SCORE	OVERALL	ACC	ATT.	TV
Aug. 30	Wofford	W 38-19	1-0		45,403	RSN
Sep. 6	at Tulane	W 38-21	2-0		30,000	ESPNews
Sep. 13	Georgia Southern	W 42-38	3-0		53,173	RSN
Sep. 20	at Virginia Tech	W 27-24	4-0	1-0	62,328	ESPN
Oct. 4	Miami	W 28-17	5-0	2-0	52,221	ESPN2
Oct. 11	Duke	L 25-31	5-1	2-1	44,281	ACC Net
Oct. 18	at North Carolina	L 43-48	5-2	2-2	53,000	ESPNJ
Oct. 25	at Pittsburgh	W 56-28	6-2	3-2	44,734	ESPNJ
Nov. 1	Virginia	W 35-10	7-2	4-2	46,657	ESPNJ
Nov. 8	at NC State	W 56-23	8-2	5-2	54,653	ACC Net
Nov. 15	#19 Clemson	W 28-6	9-2	6-2	49,378	ESPN
Nov. 29	at #9 Georgia	Wo 30-24	10-2		92,746	SEC Net
Dec. 6	vs. #4 Florida St. (ACCFCG)	L 35-37	10-3		64,808	ABC
Dec. 31	vs. #7 Miss. St. (Orange Bowl)	W 49-34	11-3		58,211	ESPN

TEAM STATISTICS

	GT	OPP
SCORING	530	360
Points Per Game	37.9	25.7
Points Off Turnovers	137	51
FIRST DOWNS	350	300
Rushing	259	125
Passing	78	160
Penalty	13	15
RUSHING YARDAGE	4789	2346
Yards gained rushing	5048	2615
Yards lost rushing	259	269
Rushing Attempts	790	463
Average Per Rush	6.1	5.1
Average Per Game	342.1	167.6
TDs Rushing	47	24
PASSING YARDAGE	1882	3412
Comp-Att-Int	106-203-6	282-448-18
Average Per Pass	9.3	7.6
Average Per Catch	17.8	12.1
Average Per Game	134.4	243.7
TDs Passing	19	19
TOTAL OFFENSE	6671	5758
Total Plays	993	911
Average Per Play	6.7	6.3
Average Per Game	476.5	411.3
KICK RETURNS: #-Yards	41-892	33-747
PUNT RETURNS: #-Yards	12-97	16-105
INT RETURNS: #-Yards	18-338	6-27
KICK RETURN AVERAGE	21.8	22.6
PUNT RETURN AVERAGE	8.1	6.6
INT RETURN AVERAGE	18.8	4.5
FUMBLES-LOST	20-12	20-11
PENALTIES-Yards	69-576	75-616
Average Per Game	41.1	44.0
PUNTS-Yards	32-1285	41-1608
Average Per Punt	40.2	39.2
Net punt average	35.6	35.4
KICKOFFS-Yards	87-5506	72-4484
Average Per Kick	63.3	62.3
Net kick average	39.8	39.5
TIME OF POSSESSION/Game	34:09	25:51
3RD-DOWN Conversions	99/171	77/167
3rd-Down Pct	58%	46%
4TH-DOWN Conversions	12/17	12/22
4th-Down Pct	71%	55%
SACKS BY-Yards	20-127	11-65
MISC YARDS	0	16
TOUCHDOWNS SCORED	72	44
FIELD GOALS-ATTEMPTS	11-18	18-21
ON-SIDE KICKS	1-5	0-2
RED-ZONE SCORES	(59-73) 81%	(42-53) 79%
RED-ZONE TOUCHDOWNS	(51-73) 70%	(28-53) 53%
PAT-ATTEMPTS	(65-66) 98%	(38-40) 95%
ATTENDANCE	291113	337451
Games/Avg Per Game	6/48519	6/56242

SCORING

	1ST	2ND	3RD	4TH	OT	TOTAL
Georgia Tech	138	126	114	146	6	530
Opponents	92	111	70	87	0	360

RUSHING

	GP	ATT	GAIN	LOSS	NET	AVG	TD	LONG	AVG/G
Justin Thomas	14	190	1248	162	1086	5.7	8	65	77.6
Synjyn Days	14	157	926	2	924	5.9	9	69	66.0
Zach Laskey	11	171	853	2	851	5.0	9	26	77.4
Charles Perkins	11	49	454	11	443	9.0	0	63	40.3
Tony Zenon	13	45	325	32	293	6.5	4	57	22.5
Broderick Snoddy	10	28	286	3	283	10.1	3	46	28.3
Deon Hill	14	34	238	6	232	6.8	3	18	16.6
Tim Byerly	6	45	221	17	204	4.5	7	37	34.0
B.J. Bostic	14	22	140	6	134	6.1	1	19	9.6
Matt Connors	14	21	113	0	113	5.4	2	25	8.1
Dennis Andrews	11	16	113	7	106	6.6	0	30	9.6
DeAndre Smelter	12	3	103	0	103	34.3	1	75	8.6
Isiah Willis	9	2	18	0	18	9.0	0	9	2.0
Ryan Rodwell	14	1	10	0	10	10.0	0	10	0.7
TEAM	7	6	0	11	-11	-1.8	0	0	-1.6
TOTAL	14	790	5048	259	4789	6.1	47	75	342.1
OPPONENTS	14	463	2615	269	2346	5.1	24	92	167.6

PASSING

	G	EFF	CMP-ATT-INT	PCT	YDS	TD	LNG	AVG/G
Justin Thomas	14	153.90	96-187-6	51.3	1719	18	79	122.8
Tim Byerly	6	190.25	9-13-0	69.2	148	1	30	24.7
TEAM	7	0.00	0-2-0	0.0	0	0	0	0.0
B.J. Bostic	14	226.00	1-1-0	100.0	15	0	15	1.1
TOTAL	14	155.07	106-203-6	52.2	1882	19	79	134.4
OPPONENTS	14	132.88	282-448-18	62.9	3412	19	68	243.7

RECEIVING

	G	NO.	YDS	AVG	TD	LONG	AVG/G
DeAndre Smelter	12	35	715	20.4	7	71	59.6
Darren Waller	12	26	442	17.0	6	55	36.8
Deon Hill	14	10	178	17.8	1	47	12.7
Tony Zenon	13	8	161	20.1	1	33	12.4
Micheal Summers	14	7	45	6.4	0	13	3.2
Zach Laskey	11	6	49	8.2	1	24	4.5
Broderick Snoddy	10	3	100	33.3	0	65	10.0
Charles Perkins	11	3	84	28.0	1	79	7.6
Synjyn Days	14	3	33	11.0	1	17	2.4
B.J. Bostic	14	2	37	18.5	0	24	2.6
Antonio Messick	5	1	16	16.0	1	16	3.2
Tim Byerly	6	1	15	15.0	0	15	2.5
Corey Dennis	14	1	7	7.0	0	7	0.5
TOTAL	14	106	1882	17.8	19	79	134.4
OPPONENTS	14	282	3412	12.1	19	68	243.7

TOTAL OFFENSE

	G	PLAYS	RUSH	PASS	TOTAL	AVG/G
Justin Thomas	14	377	1086	1719	2805	200.4
Synjyn Days	14	157	924	0	924	66.0
Zach Laskey	11	171	851	0	851	77.4
Charles Perkins	11	49	443	0	443	40.3
Tim Byerly	6	58	204	148	352	58.7
Tony Zenon	13	45	293	0	293	22.5
Broderick Snoddy	10	28	283	0	283	28.3
Deon Hill	14	34	232	0	232	16.6
B.J. Bostic	14	23	134	15	149	10.6
Matt Connors	14	21	113	0	113	8.1
Dennis Andrews	11	16	106	0	106	9.6
DeAndre Smelter	12	3	103	0	103	8.6
Isiah Willis	9	2	18	0	18	2.0
Ryan Rodwell	14	1	10	0	10	0.7
TEAM	7	8	-11	0	-11	-1.6
TOTAL	14	993	4789	1882	6671	476.5
OPPONENTS	14	911	2346	3412	5758	411.3

2014 STATISTICS

----- PAT -----

SCORING	TD	FGS	KICK	RUSH	RCV	PASS	DXP	SAF	PTS
Harrison Butker	0	11-18	65-66	0-0	0	0-0	0	0	98
Zach Laskey	10	0-0	0-0	0-1	0	0-0	0	0	60
Synjyn Days	10	0-0	0-0	0-0	0	0-0	0	0	60
Justin Thomas	8	0-0	0-0	0-2	0	0-1	0	0	48
DeAndre Smelter	8	0-0	0-0	0-0	0	0-0	0	0	48
Tim Byerly	7	0-0	0-0	0-0	0	0-1	0	0	42
Darren Waller	6	0-0	0-0	0-0	0	0-0	0	0	36
Tony Zenon	5	0-0	0-0	0-0	0	0-0	0	0	30
Deon Hill	4	0-0	0-0	0-0	0	0-0	0	0	24
Broderick Snoddy	3	0-0	0-0	0-0	0	0-0	0	0	18
Quayshawn Nealy	2	0-0	0-0	0-0	0	0-0	0	0	12
Matt Connors	2	0-0	0-0	0-0	0	0-0	0	0	12
B.J. Bostic	1	0-0	0-0	0-0	0	0-0	0	0	6
Charles Perkins	1	0-0	0-0	0-0	0	0-0	0	0	6
Antonio Messick	1	0-0	0-0	0-0	0	0-0	0	0	6
Chris Milton	1	0-0	0-0	0-0	0	0-0	0	0	6
P.J. Davis	1	0-0	0-0	0-0	0	0-0	0	0	6
D.J. White	1	0-0	0-0	0-0	0	0-0	0	0	6
Jamal Golden	1	0-0	0-0	0-0	0	0-0	0	0	6
Ryan Rodwell	0	0-0	0-0	0-1	0	0-0	0	0	0
TOTAL	72	11-18	65-66	0-4	0	0-2	0	0	530
OPPONENTS	44	18-21	38-40	0-1	2	2-3	0	0	360

PUNT RETURNS	NO.	YDS	AVG	TD	LONG
Jamal Golden	11	45	4.1	0	28
Matt Connors	1	6	6.0	0	0
Beau Hankins	0	46	0.0	0	46
TOTAL	12	97	8.1	0	46
OPPONENTS	16	105	6.6	0	34

INTERCEPTIONS	NO.	YDS	AVG	TD	LONG
Jamal Golden	4	87	21.8	1	85
D.J. White	4	48	12.0	1	48
Quayshawn Nealy	2	81	40.5	1	69
Chris Milton	2	62	31.0	1	62
Lawrence Austin	1	0	0.0	0	0
Adam Gotsis	1	0	0.0	0	0
Corey Griffin	1	0	0.0	0	0
P.J. Davis	1	41	41.0	1	41
Demond Smith	1	0	0.0	0	0
Isaiah Johnson	1	19	19.0	0	19
TOTAL	18	338	18.8	5	85
OPPONENTS	6	27	4.5	0	23

KICK RETURNS	NO.	YDS	AVG	TD	LONG
Jamal Golden	30	710	23.7	0	68
Broderick Snoddy	5	112	22.4	0	29
Deon Hill	2	19	9.5	0	12
Matt Connors	2	26	13.0	0	18
Anthony Harrell	2	25	12.5	0	16
TOTAL	41	892	21.8	0	68
OPPONENTS	33	747	22.6	0	39

FUMBLE RETURNS	NO.	YDS	AVG	TD	LONG
Quayshawn Nealy	1	43	43.0	1	43
Isaiah Johnson	1	7	7.0	0	7
TOTAL	2	50	25.0	1	43
OPPONENTS	2	109	54.5	1	99

KICKOFFS	NO	YDS	AVG	TB	OB	RETN	NET	YDLN
Harrison Butker	87	5506	63.3	52	1			
TOTAL	87	5506	63.3	52	1	747	39.8	25
OPPONENTS	72	4484	62.3	30	1	892	39.5	25

ALL PURPOSE	G	RUSH	REC	PR	KOR	IR	TOT	AVG/G
Justin Thomas	14	1086	0	0	0	0	1086	77.6
Synjyn Days	14	924	33	0	0	0	957	68.4
Zach Laskey	11	851	49	0	0	0	900	81.8
Jamal Golden	14	0	0	45	710	87	842	60.1
DeAndre Smelter	12	103	715	0	0	0	818	68.2
Charles Perkins	11	443	84	0	0	0	527	47.9
Broderick Snoddy	10	283	100	0	112	0	495	49.5
Tony Zenon	13	293	161	0	0	0	454	34.9
Darren Waller	12	0	442	0	0	0	442	36.8
Deon Hill	14	232	178	0	19	0	429	30.6
Tim Byerly	6	204	15	0	0	0	219	36.5
B.J. Bostic	14	134	37	0	0	0	171	12.2
Matt Connors	14	113	0	6	26	0	145	10.4
Dennis Andrews	11	106	0	0	0	0	106	9.6
Quayshawn Nealy	14	0	0	0	0	81	81	5.8
Chris Milton	14	0	0	0	0	62	62	4.4
D.J. White	14	0	0	0	0	48	48	3.4
Beau Hankins	14	0	0	46	0	0	46	3.3
Micheal Summers	14	0	45	0	0	0	45	3.2
P.J. Davis	14	0	0	0	0	41	41	2.9
Anthony Harrell	13	0	0	0	25	0	25	1.9
Isaiah Johnson	13	0	0	0	0	19	19	1.5
Isiah Willis	9	18	0	0	0	0	18	2.0
Antonio Messick	5	0	16	0	0	0	16	3.2
Ryan Rodwell	14	10	0	0	0	0	10	0.7
Corey Dennis	14	0	7	0	0	0	7	0.5
TEAM	7	-11	0	0	0	0	-11	-1.6
TOTAL	14	4789	1882	97	892	338	7998	571.3
OPPONENTS	14	2346	3412	105	747	27	6637	474.1

PUNTING	NO.	YDS	AVG	LONG	TB	FC	I20	BLKD
Ryan Rodwell	32	1285	40.2	55	2	7	13	0
TOTAL	32	1285	40.2	55	2	7	13	0
OPPONENTS	41	1608	39.2	61	3	16	9	2

FIELD GOALS	M-A	PCT	01-19	20-29	30-39	40-49	50-99	LG	BLK
Harrison Butker	11-18	61.1	0-0	5-5	2-7	3-4	1-2	53	1

FIELD GOAL SEQUENCE	GT	OPP
Wofford	31,(30)	(39),(51)
Tulane	33,(46)	27
Georgia Southern	-	(27)
Virginia Tech	(43),30,(24)	(42),(33),(36),32
Miami	(27)	-
Duke	(27),(26),52	(34)
North Carolina	(27)	-
Pittsburgh	37	-
Virginia	-	(22)
NC State	-	(46)
Clemson	(25),48,(32),(42)	(27),(32)
Georgia	37,(53)	49,(19)
Florida State	-	(33),(32),(28)
Mississippi State	-	(32),(30)

Numbers in parentheses indicate field goal was made

2014 STATISTICS



DEFENSE	----- TACKLES -----				TFL/YDS	--SACKS--	----- PASS DEF -----			----- FUMBLES -----			BLKD	SAF
	GP-S	SOLO	AST	TOTAL		NO-YARDS	INT-YDS	BRUP	QBH	RCV-YDS	FF	KICK		
P.J. Davis	14-13	82	37	119	8.5-37	4.0-25	1-41	.	2	.	3	.	.	
Quayshawn Nealy	14-14	57	35	92	6.0-35	1.5-8	2-81	5	1	3-43	1	.	.	
Demond Smith	14-10	54	19	73	2.0-5	.	1-0	4	.	1-0	1	.	.	
Isaiah Johnson	13-12	51	21	72	3.0-4	.	1-19	5	.	2-7	2	.	.	
D.J. White	14-14	52	14	66	2.5-3	.	4-48	8	1	.	1	.	.	
Jamal Golden	14-12	43	18	61	4.0-12	.	4-87	3	.	.	3	.	.	
KeShun Freeman	14-12	37	17	54	9.5-35	4.5-23	.	1	3	1-0	1	1	.	
Adam Gotsis	14-14	23	13	36	6.5-30	3.0-23	1-0	3	1	.	.	2	.	
Chris Milton	14-14	25	7	32	1.0-4	.	2-62	4	.	.	.	2	.	
Tyler Marcordes	14-7	20	11	31	5.5-30	2.0-23	.	.	.	1-0	1	.	.	
Shawn Green	13-13	18	9	27	4.5-10	1.5-5	4	1	
Patrick Gamble	14-4	14	11	25	1.5-5	.	1	.	.	1	.	.	.	
Lawrence Austin	14-1	11	8	19	.	.	1-0	1	.	.	1	.	.	
Anthony Harrell	13-0	14	5	19	1	
Rod Rook-Chungong	12-6	15	3	18	2.5-15	1.5-10	.	1	.	1-0	.	.	.	
Corey Griffin	14-1	11	4	15	.	.	1-0	2	
Beau Hankins	14-0	5	6	11	
Lance Austin	14-0	7	4	11	.	.	.	1	
Kyle Travis	11-4	5	5	10	1.5-5	.	.	1	.	1-0	.	.	.	
Tremayne McNair	12-0	4	3	7	1.0-2	1.0-2	.	1	
Tyler Stargel	14-2	5	1	6	1.0-8	1.0-8	.	1	
Antonio Simmons	8-0	3	2	5	0.5-2	
Lynn Griffin	12-0	4	1	5	
Domonique Noble	10-0	5	.	5	
Chase Alford	14-0	1	3	4	
Step Durham	8-0	4	.	4	.	.	.	1	
Francis Kallon	6-0	1	2	3	
Shaquille Mason	14-14	1	1	2	
Harrison Butker	14-0	1	1	2	
Zach Laskey	11-7	1	1	2	
Tyler Merriweather	5-0	1	1	2	
Sean Tobin	13-0	1	.	1	
Ryan Rodwell	14-0	1	.	1	
Micheal Summers	14-8	1	.	1	
Matt Connors	14-0	.	1	1	1	.	
Andrew Marshall	10-0	1	.	1	
Tony Zenon	13-12	1	.	1	
TEAM	7-0	1	.	1	1-0	1	.	.	
Chaz Cheeks	7-0	1	
TOTAL	14-0	581	264	845	61-242	20-127	18-338	48	10	11-50	16	6	.	
OPPONENTS	14-0	673	326	999	65-192	11-65	6-27	20	16	12-109	10	2	.	

2014 REVIEW

2014 STATISTICS



GAME-BY-GAME COMPARISON

	FINAL SCORE	QUARTERS					1ST DOWNS			RUSHING		PASSING		TOTAL OFF		PENALTY		3RD	4TH	RED	SACK BY		FIELD GOALS		POSSESSION TIME															
		1	2	3	4	OT	R	P	P	E	TOT	NO	YDS	TD	C	A	I	YDS	TD	ATT	YDS	F	FL	NO	YDS	DNS	DNS	ZONE	NO	YDS	GOALS	1	2	3	4	TOTAL				
WOFF	19	3	6	3	7	-	12	3	1	0	16	47	271	2	7	13	0	55	0	60	326	1	0	5	13	1	2	1	1	0	2	2	8:57	6:15	8:45	7:29	31:26			
GT<	38	7	3	14	14	-	12	9	0	0	21	43	226	3	11	16	0	282	2	59	508	1	0	5	10	2	2	5	6	0	1	2	6:03	8:45	6:15	7:31	28:34			
TUL	21	14	7	0	0	-	6	10	1	0	17	25	96	1	17	35	3	231	2	60	327	0	0	10	6	5	11	2	1	2	1	7	5:53	5:51	6:11	7:10	27:05			
GT<	38	7	17	7	7	-	20	2	2	0	24	57	344	4	3	8	1	15	0	65	359	3	2	4	35	10	12	0	0	4	6	3	17	7:07	9:09	8:49	7:50	32:55		
GASO	38	7	3	20	8	-	12	9	1	0	22	38	283	4	13	22	0	245	1	60	528	3	1	5	6	5	10	1	1	3	3	1	2	4:56	5:45	8:31	8:16	25:18		
GT<	42	14	21	0	7	-	19	7	2	0	28	53	348	2	11	24	0	188	4	77	536	0	0	4	55	8	14	1	1	5	5	1	7	12:14	9:15	6:29	6:44	34:42		
VT	24	3	13	0	8	-	7	17	0	0	24	33	127	2	28	39	3	297	0	72	424	1	0	12	79	8	14	0	0	3	4	1	4	8:53	7:07	8:11	6:29	30:40		
GT<	27	3	7	0	17	-	12	6	1	0	19	44	250	1	7	18	0	125	1	62	375	1	1	8	60	4	12	1	2	3	1	8	6:07	7:53	6:49	8:31	29:20			
MIAMI	17	14	0	3	0	-	6	11	2	0	19	19	107	1	16	25	2	245	1	44	352	0	0	5	38	1	5	1	1	1	2	1	8	5:13	4:37	4:45	4:40	19:15		
GT<	28	7	7	7	7	-	18	2	1	0	21	65	318	4	4	7	0	53	0	72	371	0	0	7	69	9	14	2	2	4	4	2	9	9:47	10:23	10:15	10:20	40:45		
DUKE<	31	7	7	10	7	-	16	5	4	0	25	48	242	3	15	25	0	131	1	73	373	0	0	5	35	6	13	0	1	5	5	1	8	5:46	7:31	7:52	8:35	29:44		
GT	26	3	9	0	13	-	17	9	0	0	26	46	282	3	14	26	2	201	0	72	483	1	1	8	69	7	11	0	0	5	6	0	0	9:14	7:29	7:08	6:25	30:16		
UNC<	48	7	14	14	13	-	12	19	0	0	31	41	189	3	38	47	1	390	4	88	579	0	0	4	35	10	15	2	2	5	5	2	4	6	5:53	5:57	7:52	7:48	28:30	
GT	43	7	10	7	19	-	22	7	0	0	29	51	376	3	8	18	0	235	3	69	611	1	1	5	32	5	8	0	0	4	4	1	1	8	8:07	9:03	7:08	7:12	31:30	
PITT	28	0	14	7	7	-	5	14	0	0	19	31	198	3	23	35	0	328	1	66	526	7	6	2	15	8	12	0	1	3	4	0	0	6:18	9:01	4:55	6:14	26:28		
GT<	56	28	0	7	21	-	23	4	0	0	27	64	465	7	5	12	0	147	1	76	612	2	1	3	15	6	12	1	2	4	7	3	20	8:42	5:59	10:05	8:46	33:32		
UVA	10	7	3	0	0	-	1	14	0	0	15	16	22	0	23	41	2	262	1	57	284	4	0	6	61	3	12	1	3	2	3	0	0	1	7:07	5:25	5:41	2:52	21:05	
GT<	35	14	7	7	7	-	15	6	2	0	23	63	268	2	7	13	1	141	3	76	409	2	0	4	30	8	15	2	3	5	6	2	16	7:53	9:35	9:19	12:08	38:55		
NCS	23	13	3	0	7	-	9	13	1	0	23	28	155	2	18	35	2	213	1	63	368	1	1	6	52	6	12	1	1	3	4	0	0	1	6:45	11:26	2:13	3:06	23:30	
GT<	56	14	21	14	7	-	24	4	2	0	30	64	479	5	7	8	0	70	1	72	549	3	2	8	62	8	10	0	0	5	6	1	11	0	0	8:15	3:34	12:47	11:54	36:30
CLEM	6	3	0	3	0	-	7	3	0	0	10	33	131	0	11	21	3	59	0	54	190	0	0	3	21	3	13	0	0	2	3	3	23	2	2	10:03	4:07	6:38	4:04	24:52
GT<	28	6	3	16	3	-	9	6	1	0	16	50	251	0	8	11	0	102	1	61	353	2	2	10	7	14	0	1	4	5	2	21	3	4	4:57	10:53	8:22	10:56	35:08	
UGA	24	7	0	7	10	0	8	12	1	0	21	39	194	1	18	28	1	194	1	67	388	2	2	2	20	4	11	4	4	3	6	0	0	1	2	8:55	4:58	3:40	6:04	23:37
GT<	30	0	7	7	10	6	27	4	1	0	32	70	399	3	6	16	0	64	1	86	463	3	2	5	24	8	16	2	2	4	7	2	9	1	2	6:05	10:02	11:20	8:56	36:23
FSU<	37	7	21	3	6	-	12	11	1	0	24	33	179	1	12	30	0	309	3	63	488	0	0	5	45	7	12	0	0	5	5	0	3	3	5:15	5:08	4:59	9:43	25:05	
GT	35	14	7	7	7	-	19	8	1	0	28	59	331	4	8	14	1	134	1	73	465	0	0	3	20	5	10	1	2	4	4	0	0	0	9:45	9:52	10:01	5:17	34:55	
MSU	34	0	20	0	14	-	12	19	2	33	33	152	1	33	51	1	453	3	84	605	1	1	5	40	6	14	1	4	5	6	1	3	2	2	7:06	5:40	8:36	3:51	25:13	
GT<	49	14	7	21	7	-	22	4	0	26	61	452	6	7	12	1	125	1	73	577	1	0	3	45	9	13	0	0	4	4	2	12	0	0	7:54	9:20	6:24	11:09	34:47	

GEORGIA TECH IN THE RED ZONE

59 of 73 (80.8%) -- TD PCT: 51 of 73 (69.9%)

	TIMES IN RZ	TIMES SCORED	TOT PTS	RUSH			PASS		FGS		----- FAILED TO SCORE-----						
				TDS	TDS	TDS	MADE	FGA	DOWN	INT	FUMB	HALF	GAME				
Wofford	6	5	31	4	3	1	1	1	0	0	0	0	0	0	0	0	0
at Tulane	6	4	28	4	4	0	0	1	0	0	0	0	0	1	0	0	0
Ga Southern	5	5	35	5	2	3	0	0	0	0	0	0	0	0	0	0	0
Va Tech	3	2	10	1	1	0	1	1	0	0	0	0	0	0	0	0	0
Miami	4	4	28	4	4	0	0	0	0	0	0	0	0	0	0	0	0
Duke	6	5	25	3	3	0	2	0	0	0	1	0	0	0	0	0	0
North Carolina	4	4	23	3	2	1	1	0	0	0	0	0	0	0	0	0	0
Pitt	7	4	28	4	4	0	0	1	1	0	1	0	0	0	0	0	0
Virginia	6	5	35	5	2	3	0	0	0	0	0	0	0	0	0	1	0
NC State	6	5	35	5	4	1	0	0	0	0	0	0	0	0	0	1	0
Clemson	5	4	16	1	0	1	3	0	0	0	0	0	0	0	1	0	0
Georgia	7	4	27	4	3	1	0	1	0	0	2	0	0	0	0	0	0
Fla. State	4	4	28	4	4	0	0	0	0	0	0	0	0	0	0	0	0
Miss. State	4	4	28	4	4	0	0	0	0	0	0	0	0	0	0	0	0
TOTALS	73	59	377	51	40	11	8	5	1	1	3	4	0				

OPPONENTS IN THE RED ZONE

42 of 53 (79.2%) -- TD PCT: 28 of 53 (52.8%)

	TIMES IN RZ	TIMES SCORED	TOT PTS	RUSH			PASS		FGS		----- FAILED TO SCORE-----						
				TDS	TDS	TDS	MADE	FGA	DOWN	INT	FUMB	HALF	GAME				
Wofford	1	1	7	1	1	0	0	0	0	0	0	0	0	0	0	0	0
at Tulane	2	1	7	1	0	1	0	1	0	0	0	0	0	0	0	0	0
Ga Southern	3	3	18	2	2	0	1	0	0	0	0	0	0	0	0	0	0
Va Tech	4	3	13	1	1	0	2	1	0	0	0	0	0	0	0	0	0
Miami	2	1	3	0	0	0	1	0	0	0	0	0	0	0	0	0	0
Duke	5	5	31	4	3	1	1	0	0	0	0	0	0	0	0	0	0
North Carolina	5	5	34	5	3	2	0	0	0	0	0	0	0	0	0	0	0
Pitt	4	3	21	3	3	0	0	0	0	0	1	0	0	0	0	0	0
Virginia	3	2	10	1	0	1	1	0	0	0	0	0	0	0	0	0	0
NC State	4	3	20	3	2	1	0	0	0	0	0	0	0	0	0	0	0
Clemson	3	2	6	0	0	0	2	0	0	0	0	0	0	0	0	0	0
Georgia	6	3	17	2	1	1	1	0	0	0	1	2	0	0	0	0	0
Fla. State	5	5	23	2	1	1	3	0	0	0	0	0	0	0	0	0	0
Miss. State	6	5	27	3	1	2	2	0</									

2014 STATISTICS

INDIVIDUAL GAME-BY-GAME PASSING

THOMAS, J.	ATT	COMP	INT	PCT	YARDS	TD	LONG	SACK	YDS	EFFIC
Wofford	15	11	0	73.3	282	2	71	0	0	275.3
at Tulane	8	3	1	37.5	15	0	11	1	7	28.2
Georgia Southern	24	11	0	45.8	188	4	57	1	8	166.6
at Virginia Tech	18	7	0	38.9	125	1	31	1	4	115.6
Miami	7	4	0	57.1	53	0	30	1	8	120.7
Duke	15	6	2	40.0	61	0	26	0	0	47.5
at North Carolina	18	8	0	44.4	235	3	55	2	4	209.1
at Pittsburgh	10	5	0	50.0	147	1	79	0	0	206.5
Virginia	13	7	1	53.8	141	3	65	0	0	205.7
at NC State	6	5	0	83.3	47	0	16	0	0	149.1
Clemson	11	8	0	72.7	102	1	19	3	23	180.6
at Georgia	16	6	0	37.5	64	1	17	0	0	91.7
vs. Florida State	14	8	1	57.1	134	1	27	0	0	146.8
vs. Miss. State	12	7	1	58.3	125	1	41	1	3	156.7
TOTALS	187	96	6	51.3	1,719	18	79	10	57	153.9

BYERLY, T.	ATT	COMP	INT	PCT	YARDS	TD	LONG	SACK	YDS	EFFIC
Wofford	DNP									
at Tulane	0	0	0	--	0	0	--	--	--	--
Georgia Southern	0	0	0	--	0	0	--	--	--	--
at Virginia Tech	DNP									
Miami	DNP									
Duke	10	7	0	70.0	125	0	30	1	8	175.0
at North Carolina	DNP									
at Pittsburgh	1	0	0	0.0	0	0	0	0	0	0.0
Virginia	0	0	0	--	0	0	--	--	--	--
at NC State	2	2	0	100.0	23	1	16	0	0	361.6
Clemson	DNP									
at Georgia	DNP									
vs. Florida State	DNP									
vs. Miss. State	DNP									
TOTALS	13	9	0	69.2	148	1	30	1	8	190.2

INDIVIDUAL GAME-BY-GAME RUSHING

	NO-YDS/TD	WOFF	TUL	GSU	VT	MIAMI	DUKE	UNC	PITT	UVA	NCST	CLEM	UGA	FSU	MSU
Thomas, J. QB	190-1086/8	13-71/0	10-70/0	20-137/1	22-165/1	13-27/1	15-119/0	15-36/0	15-92/1	13-4/0	6-60/1	11-46/0	12-34/0	11-104/0	14-121/3
Days, S. RB	157-924/9	5-23/1	1-3/0	2-12/0	1-6/0	3-19/0	1-1/0	3-25/0	22-110/0	24-147/1	19-157/1	20-89/0	16-94/0	19-67/3	21-171/3
Laskey, Z. RB	171-851/9	15-70/2	12-86/0	17-80/0	17-80/0	29-133/0	15-72/1	15-74/2	DNP	DNP	DNP	4-13/0	26-140/3	11-40/1	10-63/0
Perkins, C. RB	49-443/0	3-19/0	4-33/0	2-59/0	DNP	7-65/0	1-6/0	7-79/0	-	DNP	DNP	3-11/0	6-48/0	9-64/0	7-59/0
Zenon, T. RB	45-293/4	1-14/0	8-62/2	2-11/0	2-3/0	5-22/1	4-6/0	4-36/0	3-66/1	3-10/0	6-54/0	5-5/0	1--2/0	1-6/0	DNP
Snoddy, B. RB	28-283/3	1-9/0	2-13/0	-	-	DNP	-	5-39/0	6-82/3	7-52/0	5-37/0	2-51/0	DNP	DNP	DNP
Hill, D. RB	34-232/3	-	6-43/0	4-18/0	-	2-16/1	1-5/0	1-12/0	4-17/1	2-17/1	-	1-6/0	5-56/0	3-19/0	5-23/0
Byerly, T. QB	45-204/7	DNP	10-21/2	2-1/1	DNP	DNP	6-30/2	DNP	7-33/0	7-32/0	13-87/2	DNP	DNP	DNP	DNP
Bostic, B. RB	22-134/1	3-17/0	4-13/0	2-16/0	1--2/0	2-21/1	2-22/0	-	1-6/0	-	2-20/0	1--1/0	-	2-7/0	2-15/0
Connors, M. RB	21-113/2	1-4/0	-	-	-	-	-	-	5-56/1	4-7/0	11-46/1	-	-	-	-
Andrews, D. RB	16-106/0	DNP	DNP	2-14/0	-	1-9/0	DNP	-	1-3/0	3--1/0	-	2-34/0	3-22/0	3-24/0	1-1/0
Smelter, D. WR	3-103/1	-	-	-	-	-	1-21/0	1-75/1	-	-	-	-	1-7/0	DNP	DNP
Willis, I. RB	2-18/0	-	-	DNP	DNP	DNP	DNP	DNP	-	-	2-18/0	-	-	-	-
Rodwell, R.	1-10/0	-	-	-	-	1-10/0	-	-	-	-	-	-	-	-	-

INDIVIDUAL GAME-BY-GAME RECEIVING

	NO-YDS/TD	WOFF	TUL	GSU	VT	MIAMI	DUKE	UNC	PITT	UVA	NCST	CLEM	UGA	FSU	MSU
Smelter, D. WR	35-715/7	5-132/2	-	4-106/1	5-101/1	-	2-21/0	2-58/1	2-44/0	4-107/1	3-25/0	5-77/1	3-44/0	DNP	DNP
Waller, D. WR	26-442/6	DNP	DNP	2-30/1	-	-	5-96/0	1-55/1	2-24/0	2-17/1	1-16/0	2-10/0	1-7/1	5-73/1	5-114/1
Hill, D. RB	10-178/1	-	1-11/0	1-13/1	1-19/0	-	3-48/0	1-47/0	-	-	-	-	2-13/0	1-27/0	-
Zenon, T. RB	8-161/1	3-70/0	-	-	-	2-39/0	-	2-37/1	-	-	-	1-15/0	-	-	DNP
Snoddy, B. RB	3-100/0	1-65/0	-	1-2/0	-	DNP	-	1-33/0	-	-	-	-	DNP	DNP	DNP
Perkins, C. RB	3-84/1	-	1-4/0	1-1/0	DNP	-	-	-	1-79/1	DNP	DNP	-	-	-	-
Laskey, Z. RB	6-49/1	-	1-0/0	2-36/1	1-5/0	-	1-3/0	1-5/0	DNP	DNP	DNP	-	-	-	-
Summers, M. WR	7-45/0	2-15/0	-	-	-	2-14/0	1-5/0	-	-	-	-	-	-	-	2-11/0
Bostic, B. RB	2-37/0	-	-	-	-	-	1-13/0	-	-	-	-	-	-	1-24/0	-
Days, S. RB	3-33/1	-	-	-	-	-	-	-	-	1-17/1	1-6/0	-	-	1-10/0	-
Messick, A. WR	1-16/1	-	-	DNP	DNP	DNP	DNP	DNP	-	-	1-16/1	DNP	DNP	DNP	DNP
Byerly, T. QB	1-15/0	DNP	-	-	DNP	DNP	1-15/0	DNP	-	-	-	DNP	DNP	DNP	DNP
Dennis, C. WR	1-7/0	-	-	-	-	-	-	-	-	-	1-7/0	-	-	-	-

INDIVIDUAL GAME-BY-GAME PUNT RETURNS

	NO-YDS	WOFF	TUL	GSU	VT	MIAMI	DUKE	UNC	PITT	UVA	NCST	CLEM	UGA	FSU	MSU
Golden, J.	12-46	2-24	-	-	-	-	-	1--5	1-0	1-0	3-17	2-8	-	1-1	-
Connors, M.	1-6	-	1-6	-	-	-	-	-	-	-	-	-	-	-	-

INDIVIDUAL GAME-BY-GAME KICKOFF RETURNS

	NO-YDS	WOFF	TUL	GSU	VT	MIAMI	DUKE	UNC	PITT	UVA	NCST	CLEM	UGA	FSU	MSU
Golden, J.	30-710	5-140	2-51	2-36	1-21	2-67	2-119	2-43	2-33	2-35	1-26	2-40	2-20	3-45	2-34
Snoddy, B.	5-112	-	1-18	2-39	1-29	DNP	-	1-26	-	-	-	-	DNP	DNP	DNP
Connors, M.	2-26	-	-	-	1-8	-	-	-	-	-	-	-	1-18	-	-
Harrell, A.	2-25	DNP	-	-	-	-	-	1-9	-	-	-	-	1-16	-	-
Hill, D.	2-19	-	-	-	-	-	2-19	-	-	-	-	-	-	-	-

2014 STATISTICS

INDIVIDUAL GAME-BY-GAME ALL-PURPOSE YARDS

	NO-YDS	WOFF	TUL	GSU	VT	MIAMI	DUKE	UNC	PITT	UVA	NCST	CLEM	UGA	FSU	MSU
Thomas, J.	1086	71	70	137	165	27	119	36	92	4	60	46	34	104	121
Days, S.	957	23	3	12	6	19	1	25	110	164	163	89	94	77	171
Lasky, Z.	900	70	86	116	85	133	75	79	DNP	DNP	-	13	140	40	63
Golden, J.	843	164	51	36	21	67	119	40	33	36	43	133	20	46	34
Smelter, D.	818	132	-	106	101	-	42	133	44	107	25	77	51	DNP	DNP
Perkins, C.	527	19	37	60	-	65	6	79	79	DNP	DNP	11	48	64	59
Snoddy, B.	495	74	31	41	29	DNP	-	98	82	52	37	51	DNP	DNP	DNP
Zenon, T.	454	84	62	11	3	61	6	73	66	10	54	20	-2	6	DNP
Waller, D.	442	DNP	DNP	30	-	-	96	55	24	17	16	10	7	73	114
Hill, D.	429	-	54	31	19	16	72	59	17	17	-	6	69	46	23
Byerly, T.	219	DNP	21	1	DNP	DNP	45	DNP	33	32	87	DNP	DNP	DNP	DNP
Bostic, B.	171	17	13	16	-2	21	35	-	6	-	20	-1	-	31	15
Connors, M.	145	4	6	-	8	-	-	-	56	7	46	-	18	-	-
Andrews, D.	106	DNP	DNP	14	-	9	DNP	DNP	3	-1	-	34	22	24	1
Nealy, Q.	81	-	10	-	-	-	-	-	-	-	71	-	-	-	-
Milton, C.	62	-	-	-	-	-	-	-	-	-	-	62	-	-	-
White, D.	48	-	-	-	-	-	-	-	-	-	48	-	-	-	-
Hanks, B.	46	-	46	-	-	-	-	-	-	-	-	-	-	-	-
Summers, M.	45	15	-	-	-	14	5	-	-	-	-	-	-	-	11
Davis, P.	41	-	-	-	41	-	-	-	-	-	-	-	-	-	-
Harrell, A.	25	DNP	-	-	-	-	-	9	-	-	-	-	16	-	-
Johnson, I.	19	-	DNP	-	-	19	-	-	-	-	-	-	-	-	-
Willis, I.	18	-	DNP	DNP	DNP	DNP	DNP	DNP	-	-	18	-	-	-	-
Messick, A.	16	-	DNP	DNP	DNP	DNP	DNP	DNP	-	-	16	DNP	DNP	DNP	DNP
Rodwell, R.	10	-	-	-	-	10	-	-	-	-	-	-	-	-	-
Dennis, C.	7	-	-	-	-	-	-	-	-	-	7	-	-	-	-

INDIVIDUAL GAME-BY-GAME INTERCEPTIONS

	NO-YDS	WOFF	TUL	GSU	VT	MIAMI	DUKE	UNC	PITT	UVA	NCST	CLEM	UGA	FSU	MSU
White, D.	4-48	-	-	-	1-0	-	-	-	-	-	1-48 (td)	1-0	1-0	-	-
Golden, J.	4-87	-	-	-	-	1-0	-	1-2	-	1-0	-	1-85 (td)	-	-	-
Nealy, Q.	2-81	-	1-10 (td)	-	-	-	-	-	-	-	1-71	-	-	-	-
Milton, C.	2-62	-	-	-	-	-	-	-	-	-	-	1-62 (td)	-	-	1-0
Gotsis, A.	1-0	-	-	-	-	-	-	-	-	1-0	-	-	-	-	-
Johnson, I.	1-19	-	DNP	-	-	1-19	-	-	-	-	-	-	-	-	-
Davis, P.	1-41	-	-	-	1-41 (td)	-	-	-	-	-	-	-	-	-	-
Griffin, Co.	1-0	-	-	-	1-0	-	-	-	-	-	-	-	-	-	-
Smith, D.	1-0	-	1-0	-	-	-	-	-	-	-	-	-	-	-	-
Austin, Law.	1-0	-	1-0	-	-	-	-	-	-	-	-	-	-	-	-

INDIVIDUAL GAME-BY-GAME FUMBLES

	FF-FR	WOFF	TUL	GSU	VT	MIAMI	DUKE	UNC	PITT	UVA	NCST	CLEM	UGA	FSU	MSU
Golden, J.	3-0	-	-	1-0	-	-	-	-	1-0	-	-	-	-	-	1-0
Davis, P.	3-0	-	-	-	-	-	-	-	2-0	1-0	-	-	-	-	-
Johnson, I.	2-2	-	-	-	-	-	-	-	1-1	-	-	-	1-1	-	-
Nealy, Q.	1-3	-	-	-	-	-	-	-	0-2	-	0-1	-	1-0	-	-
Smith, D.	1-1	-	-	1-0	-	-	-	-	0-1	-	-	-	-	-	-
Freeman, K.	1-1	-	-	0-1	-	-	-	-	-	1-0	-	-	-	-	-
Marcordes, T.	1-1	-	-	-	-	-	-	-	-	-	1-0	-	0-1	-	-
Gamble, P.	1-0	1-0	-	-	-	-	-	-	-	-	-	-	-	-	-
Austin, Law.	1-0	-	-	-	1-0	-	-	-	-	-	-	-	-	-	-
White, D.	1-0	-	-	-	-	-	-	-	1-0	-	-	-	-	-	-
Travis, K.	0-1	-	-	-	-	-	-	-	0-1	-	-	-	-	-	DNP
Rook-Chungong, R.	0-1	-	-	-	-	-	-	-	-	-	-	-	-	-	0-1

2014 STATISTICS

INDIVIDUAL GAME-BY-GAME TACKLES

	UA-AT	TOTAL	WOFF	TUL	GSU	VT	MIAMI	DUKE	UNC	PITT	UVA	NCST	CLEM	UGA	FSU	MSU
Davis, P. LB	82-37	119	5-0	5-0	6-1	4-5	9-0	6-2	11-3	5-1	5-0	2-7	6-7	4-3	7-4	7-4
Nealy, Q. LB	57-35	92	5-1	4-0	8-0	3-5	3-1	8-2	7-2	3-4	2-1	4-2	3-7	5-4	0-6	2-0
Smith, D. DB	54-19	73	5-1	3-2	4-0	3-2	2-1	6-1	9-1	3-1	2-1	1-4	2-1	2-4	10-0	2-0
Johnson, I. DB	51-21	72	3-0	DNP	2-0	3-3	5-0	5-0	6-1	8-6	1-1	1-3	3-0	6-4	3-0	5-3
White, D. DB	52-14	66	2-1	4-0	2-0	7-3	2-0	5-0	8-3	1-2	6-0	6-1	2-2	2-2	1-0	4-0
Golden, J. DB	43-18	61	1-0	2-0	5-1	2-4	4-0	1-0	5-2	4-1	2-0	2-2	2-3	2-1	4-3	7-1
Freeman, K. DL	37-17	54	4-0	1-1	4-0	1-4	1-0	6-0	3-1	3-0	4-1	1-3	2-1	2-3	3-2	2-1
Gotsis, A. DL	23-13	36	3-0	-	2-0	1-4	2-0	1-0	2-1	2-0	3-0	-	1-2	1-3	3-1	2-2
Milton, C. DB	25-7	32	1-0	3-0	3-0	2-0	-	1-0	1-1	2-1	1-0	-	2-0	4-1	1-0	4-4
Marcordes, T. LB	20-11	31	1-1	1-2	3-0	0-2	-	-	2-1	1-0	1-0	3-1	1-0	3-4	1-0	3-0
Green, S. DL	18-9	27	4-0	2-0	0-1	3-1	1-0	2-0	2-1	0-1	-	-	DNP	0-2	1-1	3-2
Gamble, P. DL	14-11	25	4-0	0-2	1-0	0-2	1-0	1-0	-	-	2-0	1-2	2-1	1-1	1-1	0-2
Harrell, A. LB	14-5	19	DNP	3-0	1-0	-	2-0	-	-	1-0	2-0	2-1	-	2-2	1-2	-
Austin, Law. DB	11-8	19	0-1	0-1	1-0	1-2	DNP	4-1	-	DNP	-	1-3	2-0	-	1-0	1-0
Chungong, R. DL	15-3	18	4-1	2-0	0-1	1-0	-	1-0	DNP	-	DNP	1-0	2-0	-	1-1	3-0
Griffin, Co. DB	11-4	15	-	-	1-0	3-1	-	1-0	1-0	1-0	-	-	-	1-0	1-2	2-1
Hankins, B. LB	5-6	11	-	-	-	-	-	1-0	1-1	-	2-0	0-2	-	1-2	0-1	-
Austin, Lan. DB	7-4	11	2-0	0-1	-	0-1	DNP	1-0	-	-	-	2-1	-	-	-	2-1
Travis, K. LB	5-5	10	-	-	DNP	0-2	-	4-0	1-2	0-1	-	-	DNP	DNP	-	DNP
McNair, T. LB	4-3	7	-	1-0	-	-	DNP	DNP	-	1-0	1-0	0-1	-	1-2	-	-
Stargel, T. DL	5-1	6	2-0	1-1	-	1-0	-	-	-	-	-	-	-	-	-	1-0
Griffin, L. DB	4-1	5	DNP	DNP	1-0	1-0	-	-	-	0-1	-	-	-	-	1-0	1-0
Noble, D. DB	5-0	5	3-0	1-0	DNP	-	1-0	-	-	DNP	-	-	DNP	DNP	DNP	-
Simmons, A. DL	3-2	5	DNP	DNP	DNP	-	-	DNP	DNP	-	-	1-0	2-2	DNP	-	-
Alford, C. LB	1-3	4	-	DNP	-	-	-	-	0-1	-	-	1-1	-	-	-	0-1
Chau, A.	3-0	3	DNP	DNP	DNP	DNP	DNP	-	DNP	-	1-0	-	DNP	DNP	-	2-0
Kallon, F. DL	1-2	3	DNP	DNP	DNP	1-1	DNP	DNP	DNP	-	DNP	0-1	DNP	DNP	DNP	DNP
Butker, H.	1-1	2	-	-	-	-	-	-	-	0-1	1-0	-	-	-	-	-
Mason, S.	1-1	2	-	1-0	-	-	-	-	-	-	-	-	-	-	0-1	-
Merriweather, T. DL	1-1	2	1-0	DNP	DNP	DNP	DNP	DNP	-	DNP	DNP	0-1	DNP	DNP	DNP	DNP
Laskey, Z.	1-1	2	-	-	-	-	-	1-0	-	DNP	DNP	-	-	-	0-1	-
Durham, S. DB	1-0	1	-	1-0	DNP	DNP	DNP	DNP	DNP	DNP	DNP	DNP	DNP	DNP	DNP	DNP
Connors, M.	0-1	1	-	-	-	-	-	-	0-1	-	-	-	-	-	-	-
Summers, M.	1-0	1	-	1-0	-	-	-	-	-	-	-	-	-	-	-	-
Rodwell, R.	1-0	1	-	-	-	-	1-0	-	-	-	-	-	-	-	-	-
Zenon, T.	1-0	1	-	-	-	-	-	-	-	-	1-0	-	-	-	-	DNP
Marshall, A.	1-0	1	DNP	-	-	DNP	DNP	-	-	-	-	-	-	1-0	-	DNP
Tobin, S.	1-0	1	-	-	-	-	-	-	-	1-0	-	DNP	-	-	-	-

INDIVIDUAL GAME-BY-GAME SACKS

	UA-AT	TOTAL	WOFF	TUL	GSU	VT	MIAMI	DUKE	UNC	PITT	UVA	NCST	CLEM	UGA	FSU	MSU
Freeman, K. DL	4-1	4.5	-	1.0-3	-	0.5-4	1.0-3	-	-	-	1.0-6	-	-	1.0-7	-	-
Davis, P. LB	3-2	4.0	-	-	-	-	1.0-6	-	0.5-1	1.0-3	1.0-10	-	0.5-5	-	-	-
Gotsis, A. DL	3-0	3.0	-	-	-	-	-	-	-	2.0-17	-	-	-	-	-	1.0-6
Marcordes, T. LB	2-0	2.0	-	-	-	-	-	-	-	-	-	1.0-11	1.0-12	-	-	-
Green, S. DL	1-1	1.5	-	1.0-2	0.5-3	-	-	-	-	-	-	-	DNP	-	-	-
Nealy, Q. LB	0-3	1.5	-	-	-	0.5-4	-	-	0.5-0	-	-	-	0.5-4	-	-	-
Chungong, R. DL	1-1	1.5	-	-	0.5-4	-	-	-	DNP	-	DNP	-	-	-	-	1.0-6
Stargel, T. DL	1-0	1.0	-	1.0-8	-	-	-	-	-	-	-	-	-	-	-	-
McNair, T. LB	1-0	1.0	-	-	-	-	DNP	DNP	-	-	-	-	-	1.0-2	-	-

INDIVIDUAL GAME-BY-GAME TACKLES FOR LOSS

	UA-AT	TOTAL	WOFF	TUL	GSU	VT	MIAMI	DUKE	UNC	PITT	UVA	NCST	CLEM	UGA	FSU	MSU
Freeman, K. DL	8-3	9.5	1.0-7	1.0-3	-	1.0-4	1.0-3	1.0-2	2.0-3	-	1.0-6	-	-	1.0-7	-	0.5-0
Davis, P. LB	6-5	8.5	-	-	-	-	1.0-6	1.0-1	0.5-1	3.0-10	1.0-10	0.5-1	1.0-7	-	-	0.5-1
Gotsis, A. DL	6-1	6.5	-	-	1.0-3	0.5-1	1.0-1	-	-	2.0-17	-	-	-	1.0-2	-	1.0-6
Nealy, Q. LB	4-4	6.0	-	1.0-4	-	2.0-10	-	2.0-17	0.5-0	-	-	-	0.5-4	-	-	-
Marcordes, T. LB	5-1	5.5	-	-	-	-	-	-	-	-	-	2.5-13	1.0-12	1.0-1	1.0-4	-
Green, S. DL	4-1	4.5	2.0-3	1.0-2	0.5-3	-	-	-	1.0-2	-	-	-	DNP	-	-	-
Golden, J. DB	4-0	4.0	-	-	2.0-7	-	-	-	-	-	-	-	-	1.0-1	-	1.0-4
Johnson, I. DB	3-0	3.0	1.0-1	DNP	-	-	-	-	-	-	-	-	-	2.0-3	-	-
Chungong, R. DL	2-1	2.5	-	1.0-5	0.5-4	-	-	-	DNP	-	DNP	-	-	-	-	1.0-6
White, D. DB	2-1	2.5	-	-	-	1.5-2	-	-	-	-	-	-	-	1.0-1	-	-
Smith, D. DB	2-0	2.0	1.0-1	-	-	-	-	-	-	-	-	-	1.0-4	-	-	-
Travis, K. LB	1-1	1.5	-	-	DNP	0.5-1	-	1.0-4	-	-	-	-	DNP	DNP	-	DNP
Gamble, P. DL	1-1	1.5	1.0-5	-	-	0.5-0	-	-	-	-	-	-	-	-	-	-
Stargel, T. DL	1-0	1.0	-	1.0-8	-	-	-	-	-	-	-	-	-	-	-	-
Milton, C. DB	1-0	1.0	-	-	-	1.0-4	-	-	-	-	-	-	-	-	-	-
McNair, T. LB	1-0	1.0	-	-	-	-	DNP	DNP	-	-	-	-	-	1.0-2	-	-
Simmons, A. DL	0-1	0.5	DNP	DNP	DNP	-	-	DNP	DNP	-	-	-	0.5-2	DNP	-	-

2014 REVIEW

2014 STATISTICS

GEORGIA TECH SCORING DRIVES

	QTR	TD	FG	PLAYERS	PLAY	PL	YDS	TIME
Wofford	1	X		Zach Laskey	4-yard rush	9	78	4:25
	2		X	Harrison Butker	30-yard FG	4	37	0:41
	3	X		Justin Thomas to DeAndre Smelter	19-yard pass	11	72	5:41
	3	X		Justin Thomas to DeAndre Smelter	71-yard pass	1	71	0:17
	4	X		Zack Laskey	11-yard rush	3	80	1:08
4	X		Synjyn Days	4-yard rush	10	54	5:19	
Tulane	1	X		Tim Byerly	1-yard rush	10	75	5:57
	2	X		Quayshawn Nealy	10-yard INT return			
	2	X		Tony Zenon	19-yard rush	3	30	1:28
	2		X	Harrison Butker	46-yard FG	4	16	0:21
	3	X		Tony Zenon	2-yard rush	12	76	6:42
4	X		Tim Byerly	1-yard rush	3	1	1:25	
Ga So	1	X		Justin Thomas	8-yard rush	3	75	1:15
	1	X		Justin Thomas to Zach Laskey	12-yard pass	10	84	4:16
	2	X		Tim Byerly	1-yard rush	14	84	7:20
	2	X		Justin Thomas to Darren Waller	4-yard pass	9	68	4:58
	2	X		Justin Thomas to DeAndre Smelter	57-yard pass	5	86	2:28
4	X		Justin Thomas to Deon Hill	13-yard pass	11	72	3:49	
Va Tech	1		X	Harrison Butker	43-yard FG	7	52	4:04
	2	X		Justin Thomas	2-yard rush	7	70	2:27
	4	X		Paul Davis	41-yard INT return			
	4	X		Justin Thomas to DeAndre Smelter	31-yard pass	9	67	3:18
	4		X	Harrison Butker	24-yard FG	7	33	1:58
Miami	1	X		Justin Thomas	1-yard rush	8	62	4:19
	2	X		Tony Zenon	6-yard rush	9	69	4:55
	3	X		B.J. Bostic	2-yard rush	13	75	6:50
	4	X		Deon Hill	8-yard rush	13	75	6:54
	Duke	1		X	Harrison Butker	27-yard FG	14	70
2			X	Harrison Butker	26-yard FG	6	20	3:09
2		X		Zach Laskey	4-yard rush	12	75	3:56
4		X		Tim Byerly	11-yard rush	9	73	3:09
4		X		Tim Byerly	1-yard rush	9	89	1:52
UNC	1	X		Zach Laskey	3-yard rush	12	70	6:13
	2		X	Harrison Butker	27-yard FG	10	63	5:21
	2	X		Justin Thomas to Tony Zenon	12-yard pass	5	75	1:25
	3	X		Justin Thomas to Darren Waller	55-yard pass	7	75	3:00
	4	X		Justin Thomas to DeAndre Smelter	46-yard pass	6	83	2:46
4	X		Zach Laskey	14-yard rush	9	72	4:28	
4	X		DeAndre Smelter	75-yard rush	5	87	2:17	
Pitt	1	X		Broderick Snoddy	4-yard rush	3	38	1:22
	1	X		Justin Thomas to Charles Perkins	79-yard pass	3	80	1:37
	1	X		Justin Thomas	14-yard rush	1	14	0:06
	1	X		Broderick Snoddy	34-yard rush	2	35	0:43
	3	X		Broderick Snoddy	28-yard rush	7	75	3:44
4	X		Tony Zenon	57-yard rush	1	57	0:10	
4	X		Deon Hill	8-yard rush	1	8	0:08	
4	X		Matt Connors	6-yard rush	7	75	3:18	
Virginia	1	X		Deon Hill	14-yard rush	6	42	2:43
	1	X		Justin Thomas to DeAndre Smelter	18-yard pass	9	78	4:00
	2	X		Justin Thomas to Darren Waller	11-yard pass	4	71	1:11
	3	X		Synjyn Days	4-yard rush	12	75	6:32
	4	X		Justin Thomas to Synjyn Days	17-yard pass	9	37	5:39
NC State	1	X		Justin Thomas	16-yard rush	7	56	3:30
	1	X		Synjyn Days	53-yard rush	4	75	1:43
	2	X		D.J. White	48-yard INT ret.			
	2	X		Quayshawn Nealy	43-yard FUM ret.			
	2	X		Tim Byerly	2-yard rush	9	48	3:34
3	X		Tim Byerly	1-yard rush	8	75	4:11	
3	X		Matt Connors	3-yard rush	12	79	6:12	
4	X		Tim Byerly to Antonio Messick	16-yard pass	14	65	7:13	
Clemson	1	X		Jamal Golden	85-yard INT ret.			
	2		X	Harrison Butker	25-yard FG	8	70	4:06
	3	X		Justin Thomas to DeAndre Smelter	5-yard pass	4	75	2:15
	3		X	Harrison Butker	32-yard FG	6	29	3:24
	3	X		Chris Milton	62-yard INT ret.			
4		X	Harrison Butker	42-yard FG	7	45	4:24	
Georgia	2	X		Justin Thomas to Darren Waller	7-yard pass	14	80	2:56
	3	X		Zach Laskey	4-yard rush	8	63	3:52
	4	X		Zach Laskey	8-yard rush	13	80	6:51
	4		X	Harrison Butker	53-yard FG	2	21	0:13
	OT1	X		Zach Laskey	2-yard rush	5	25	--
Fla. State	1	X		Synjyn Days	1-yard rush	8	71	3:48
	1	X		Synjyn Days	1-yard rush	11	75	5:50
	2	X		Zach Laskey	4-yard rush	11	75	6:08
	3	X		Synjyn Days	1-yard rush	14	77	6:52
	4	X		Justin Thomas to Darren Waller	25-yard pass	6	97	1:09
Miss. State	1	X		Synjyn Days	3-yard rush	4	36	1:27
	1	X		Justin Thomas to Darren Waller	41-yard pass	9	88	4:59
	2	X		Justin Thomas	13-yard rush	12	82	4:43
	3	X		Synjyn Days	69-yard rush	2	75	0:55
	3	X		Justin Thomas	32-yard rush	7	81	3:05
3	X		Justin Thomas	15-yard rush	6	52	2:24	
4	X		Synjyn Days	4-yard rush	7	46	2:59	

OPPONENT SCORING DRIVES

	QTR	TD	FG	PLAYERS	PLAY	PL	YDS	TIME
Wofford	1		X	David Marvin	39-yard FG	10	53	6:00
	2		X	Ray Smith	92-yard rush	3	94	0:24
	3		X	David Marvin	51-yard FG	11	41	
4:43	4	X		Octavius Harden	4-yard rush	16	75	9:13
Tulane	1	X		Tanner Lee to Justyn Shackelford	12-yard pass	3	8	1:20
	1	X		Teddy Veal	24-yard rush	9	75	5:02
	2	X		Tanner Lee to Xavier Rush	61-yard pass	4	75	1:32
Ga So	1	X		Matt Brieda	69-yard rush	3	72	0:52
	2		X	Alex Hanks	27-yard FG	9	65	3:01
	3	X		Kevin Ellison	32-yard rush	11	75	4:56
	3	X		Matt Brieda	2-yard rush	4	85	1:46
	3	X		Kevin Ellison to BJ Johnson	68-yard pass	7	94	3:16
4	X		L.A. Ramsby	11-yard rush	7	94	3:16	
Va Tech	1		X	Joey Slye	42-yard FG	10	46	4:08
	2		X	Joey Slye	33-yard FG	12	54	4:48
	2	X		Marshawn Williams	6-yard rush	10	63	4:32
	2		X	Joey Slye	36-yard FG	8	56	0:55
4	X		Michael Brewer	21-yard rush	7	75	3:19	
Miami	1	X		Brad Kaaya to Braxton Berrios	21-yard pass	6	75	2:41
	1	X		Duke Johnson	24-yard rush	3	92	1:25
	3		X	Michael Badgley	27-yard FG	10	71	4:39
Duke	1	X		Anthony Boone to Max McCaffrey	4-yard pass	11	75	4:40
	2	X		Thomas Sirk	3-yard rush	12	82	4:37
	3	X		Josh Snead	4-yard rush	9	46	3:10
	3		X	Ross Martin	34-yard FG	8	50	2:53
	4	X		Thomas Sirk	1-yard rush	3	23	0:57
UNC	1	X		Marquise Williams to Bug Howard	8-yard pass	13	76	4:28
	2	X		Marquise Williams to Ryan Switzer	68-yard pass	4	79	1:30
	2	X		Marquise Williams to Ryan Switzer	15-yard pass	9	65	3:18
	3	X		Marquise Williams	13-yard rush	11	75	3:47
	3	X		Romar Morris	3-yard rush	11	66	4:05
4	X		Marquise Williams to Mack Hollins	36-yard pass	7	52	2:14	
4	X		T.J. Logan	2-yard rush	12	75	2:56	
Pitt	2	X		James Conner	1-yard rush	10	79	5:04
	2	X		James Conner	4-yard rush	5	71	2:30
	3	X		James Conner	16-yard rush	10	76	4:55
	4	X		Trey Anderson to Isaac Bennett	35-yard pass	6	75	1:42
Virginia	1	X		Greyson Lambert to Zach Swanson	13-yard pass	8	75	2:54
	2		X	Ian Frye	22-yard FG	6	21	1:51
NC State	1	X		Jacoby Brissett	15-yard rush	9	75	2:55
	1	X		Matt Dayes	17-yard rush	12	71	2:52
	2		X	Niklas Sade	46-yard FG	3	40	0:19
	4	X		Jacoby Brissett to David Grinnage	19-yard pass	6	75	3:06
Clemson	1	X		Ammon Lakip	27-yard FG	11	41	4:33
	3	X		Ammon Lakip	32-yard FG	8	56	3:18
Georgia	1	X		Nick Chubb	1-yard rush	10	75	4:03
	3	X		Damian Swann	99-yard FUM ret.			
	4		X	Marshall Morgan	19-yard FG	15	73	5:54
	4	X		Hutson Mason to Malcolm Mitchell	3-yard pass	12	69	2:23
Fla. State	1	X		Jameis Winston to Nick O'Leary	46-yard pass	5	74	2:03
	2	X		Dalvin Cook	1-yard rush	7	75	2:30
	2	X		Jameis Winston to Rashaad Greene	44-yard pass	6	71	2:15
	2	X		Jameis Winston to Rashaad Greene	9-yard pass	10	75	1:56
	3		X	Roberto Aguayo	33-yard FG	10	59	4:48
4	X		Roberto Aguayo	32-yard FG	12	75	4:46	
4	X		Roberto Aguayo	28-yard FG	6	36	2:55	
Miss. State	2	X		Evan Sobiesk	32-yard FG	13	60	3:40
	2	X		Dak Prescott	5-yard run	4	55	1:07
	2	X		Evan Sobiesk	30-yard FG	8	62	2:01
	2	X		Dak Prescott to Fred Ross	42-yard pass	5	72	0:29
	4	X		Dak Prescott to D. Wilson	7-yard pass	13	85	4:24
4	X		Dak Prescott to D. Wilson	12-yard pass	6	52	1:38	

SCORING DRIVES SUMMARY

	GT	OPP
Touchdown plays of 20-plus yards	19	16
Touchdown plays of 50-plus yards	10	6
Touchdown drives of 80-plus yards	14	7
Touchdown drives of 90-plus yards	1	3
Touchdown drives of 20 yards or less	3	1
Touchdown drives of 5:00 or more	16	4
Touchdown drives of 7:00 or more	2	1
Touchdown drives of 3:00 or less	29	24
Touchdown drives of 2:00 or less	20	14
Touchdown drives of 1:00 or less	7	4
Touchdown drives of 5 plays or less	21	12
Touchdown drives of 10 plays or more	20	20
Touchdown drives of 1 play	4	0

2014 REVIEW

2014 STATISTICS

GEORGIA TECH BIG PLAYS (25+ YARDS)

NO.	OPPONENT	PLAYER(S)	PLAY	* Touchdown	
				DOWN/DIST	YDS
1	Wofford (7)	Jamal Golden	KO Ret.	--	40
2		Justin Thomas to Tony Zenon	Pass	1st/20	33
3		Jamal Golden	KO Ret.	--	28
4		Jamal Golden	KO Ret.	--	29
5		Justin Thomas to DeAndre Smelter	Pass	1st/10	71*
6		Justin Thomas to Broderick Snoddy	Pass	2nd/6	65
7		Jamal Golden	Punt Ret.	--	28
8	Tulane (4)	Jamal Golden	KO Ret.	--	
9		Justin Thomas	Rush	1st/10	27
10		Jamal Golden	KO Ret.	--	26
11		Tony Zenon	Rush	1st/10	41
12	Ga Southern (5)	Charles Perkins	Rush	1st/10	63
13		Justin Thomas	Rush	1st/10	33
14		Justin Thomas to Darren Waller	Pass	3rd/8	26
15		Justin Thomas to DeAndre Smelter	Pass	2nd/9	57*
16		Broderick Snoddy	KO Ret.	--	25
17	Va Tech (7)	Justin Thomas	Rush	2nd/8	29
18		Zach Laskey	Rush	2nd/6	26
19		Justin Thomas	Rush	1st/10	26
20		Justin Thomas	Rush	2nd/8	32
21		Paul Davis	INT Ret.	--	41*
22		Broderick Snoddy	KO Ret.	--	29
23		Justin Thomas to DeAndre Smelter	Pass	2nd/10	31*
24	Miami (4)	Jamal Golden	KO Ret.	--	37
25		Jamal Golden	KO Ret.	--	30
26		Charles Perkins	Rush	3rd/4	25
27		Justin Thomas to Tony Zenon	Pass	3rd/16	30
28	Duke (6)	Jamal Golden	KO Ret.	--	68
29		Jamal Golden	KO Ret.	--	51
30		Justin Thomas to Darren Waller	Pass	1st/10	26
31		Tim Byerly to Darren Waller	Pass	3rd/18	30
32		Tim Byerly to Deon Hill	Pass	1st/10	29
33	UNC (8)	Justin Thomas to Deon Hill	Pass	1st/10	47
34		Justin Thomas to Tony Zenon	Pass	3rd/13	25
35		Broderick Snoddy	KO Ret.	--	26
36		Justin Thomas to Broderick Snoddy	Pass	1st/10	33
37		Justin Thomas to Darren Waller	Pass	2nd/12	55*
38		Justin Thomas to DeAndre Smelter	Pass	2nd/5	46*
39		Jamal Golden	KO Ret.	--	26
40		DeAndre Smelter	Rush	1st/25	75*
41	Pitt (7)	Justin Thomas	Rush	1st/10	33
42		Justin Thomas to Charles Perkins	Pass	3rd/9	79*
43		Broderick Snoddy	Rush	2nd/9	34*
44		Justin Thomas to DeAndre Smelter	Pass	1st/10	26
45		Broderick Snoddy	Rush	1st/10	28*
46		Tony Zenon	Rush	1st/10	57*
47		Matt Connors	Rush	2nd/4	25
48	Virginia (4)	Justin Thomas to DeAndre Smelter	Pass	1st/10	65
49		Jamal Golden	KO Ret.	--	25
50		Synjyn Days	Rush	1st/10	31
51		Synjyn Days	Rush	1st/10	33
52	NC State (7)	Jamal Golden	KO Ret.	--	26
53		Synjyn Days	Rush	2nd/7	53*
54		Quayshawn Nealy	INT Ret.	--	71
55		D.J. White	INT Ret.	--	48*
56		Quayshawn Nealy	FUM Ret.	--	43*
57		Justin Thomas	Rush	2nd/5	30
58		Tim Byerly	Rush	2nd/11	37
59	Clemson (5)	Jamal Golden	INT Ret.	--	85*
60		Broderick Snoddy	Rush	2nd/5	46
61		Justin Thomas	Rush	1st/10	65
62		Chris Milton	INT Ret.	--	62*
63		Dennis Andrews	Rush	1st/10	30
64	Georgia (1)	Charles Perkins	Rush	2nd/10	25
65	Fla. State (2)	Justin Thomas to Deon Hill	Pass	2nd/9	27
66		Justin Thomas to Darren Waller	Pass	1st/10	25*
67	Miss. State (5)	Synjyn Days	Rush	2nd/4	69*
68		Justin Thomas to Darren Waller	Pass	1st/10	41*
69		Justin Thomas to Darren Waller	Pass	3rd/3	39
70		Justin Thomas	Rush	1st/10	32*
71		Jamal Golden	KO Ret.	--	25

OPPONENT BIG PLAYS (25+ YARDS)

NO.	OPPONENT	PLAYER(S)	PLAY	* Touchdown	
				DOWN/DIST	YDS
1	Wofford (2)	Lorenzo Long	KO Ret.	--	34
2		Ray Smith	Rush	3rd/8	92*
3	Tulane (3)	Tanner Lee to Xavier Rush	Pass	1st/10	61*
4		D. Hilliard	KO Ret.	--	28
5		Devin Powell to Justyn Shackelford	Pass	1st/10	27
6	Ga Southern (8)	Derek Keaton	KO Ret.	--	27
7		Matt Brieda	Rush	3rd/7	69*
8		Kevin Ellison	Rush	4th/1	32*
9		Kevin Ellison	Rush	2nd/8	38
10		Kevin Ellison to Kentrellis Showers	Pass	1st/10	43
11		Kevin Ellison to BJ Johnson	Pass	1st/10	68*
12		Kevin Ellison	Rush	3rd/5	25
13		Kevin Ellison to Matt Brieda	Pass	2nd/5	28
14	Va Tech (3)	Demetri Knowles	KO Ret.	--	29
15		Michael Brewer to Isaiah Ford	Pass	2nd/14	25
16		Michael Brewer to Cam Phillips	Pass	3rd/15	30
17	Miami (3)	Stacy Coley	KO Ret.	--	39
18		Brad Kaaya to Phillip Dorsett	Pass	1st/10	37
19		Stacy Coley	KO Ret.	--	25
20		Brad Kaaya to Duke Johnson	Pass	2nd/7	28
21	Duke (2)	Anthony Boone to Shaun Wilson	Pass	2nd/22	29
22		Anthony Boone to Max McCaffrey	Pass	3rd/36	30
23	UNC (2)	Marquise Williams to Ryan Switzer	Pass	1st/10	68*
24		Marquise Williams to Mack Hollins	Pass	4th/6	36*
25	Pitt (4)	James Conner	Rush	1st/10	74
26		Raschid Ibrahim	Rush	2nd/2	50
27		Trey Anderson to Isaac Bennett	Pass	2nd/10	35*
28		Trey Anderson to Kevin Weatherspoon	Pass	3rd/10	39
29	Virginia (3)	Greyson Lambert to Canaan Severin	Pass	1st/10	28
30		Darius Jennings	KO Ret.	--	34
31		Greyson Lambert to Darius Jennings	Pass	1st/10	42
32	NC State (2)	D. Nichols	KO Ret.	--	29
33		Jacoby Brissett to Bra'lon Cherry	Pass	1st/10	35
34	Clemson (3)	T.J. Green	KO Ret.	--	29
35		T.J. Green	KO Ret.	--	29
36		Wayne Gallman	Rush	2nd/2	34
37	Georgia (3)	Nick Chubb	Rush	1st/10	65
38		Damian Swann	FUM Ret.	--	99*
39		Marshall Morgan	Rush	4th/12	28
40	Fla. State (7)	Kermit Whitfield	KO Ret.	--	26
41		Jameis Winston to Nick O'Leary	Pass	1st/10	46*
42		Kermit Whitfield	KO Ret.	--	25
43		Dalvin Cook	Rush	2nd/3	26
44		Jesus Wilson	KO Ret.	--	28
45		Jameis Winston to Rashaad Greene	Pass	3rd/11	44*
46		Jameis Winston to Nick O'Leary	Pass	1st/10	29*
47		Jameis Winston to Nick O'Leary	Pass	1st/10	42*
48	Miss. State (5)	Dak Prescott to Fred Ross	Pass	1st/10	35
49		Dak Prescott to Joe Morrow	Pass	1st/10	35
50		Fred Ross	Punt Ret.	--	34
51		Dak Prescott to Joe Morrow	Pass	1st/10	32
52		Dak Prescott to Joe Morrow	Pass	1st/10	26

BIG PLAYS FROM SCRIMMAGE SUMMARY

RUSH/CATCH	25-29	30-39	40-49	50-59	60-69	70-79	80-89	90-99	TOT
Smelter	0/1	0/1	0/1	0/1	0/1	1/1	0/0	0/0	1/6
Snoddy	1/0	1/1	1/0	0/0	0/1	0/0	0/0	0/0	3/2
Zenon	0/1	0/1	1/0	1/0	0/0	0/0	0/0	0/0	2/2
Thomas	3/0	4/0	0/0	0/0	1/0	0/0	0/0	0/0	8/0
Perkins	2/0	0/0	0/0	0/0	1/0	0/1	0/0	0/0	3/1
Waller	0/3	0/2	0/1	0/1	0/0	0/0	0/0	0/0	0/5
Laskey	1/0	0/0	0/0	0/0	0/0	0/0	0/0	0/0	1/0
Hill	0/2	0/0	0/1	0/0	0/0	0/0	0/0	0/0	0/3
Connors	1/0	0/0	0/0	0/0	0/0	0/0	0/0	0/0	1/0
Days	0/0	2/0	0/0	1/0	0/0	0/0	0/0	0/0	3/0
Byerly	0/0	1/0	0/0	0/0	0/0	0/0	0/0	0/0	1/0
Andrews	0/0	1/0	0/0	0/0	0/0	0/0	0/0	0/0	1/0
TOTAL	15 (8/7)	14 (9/5)	5 (2/3)	4 (2/2)	4 (2/2)	3 (1/2)	0 (0/0)	0 (0/0)	42 (23/19)
Opponents	11 (3/8)	10 (3/7)	5 (0/5)	0 (0/0)	5 (2/3)	0 (0/0)	0 (0/0)	1 (1/0)	28 (9/19)
PASSING	25-29	30-39	40-49	50-59	60-69	70-79	80-89	90-99	TOT
Thomas	6	5	3	2	2	2	0	0	18
Byerly	1	1	0	0	0	0	0	0	2
TOTAL	7	6	3	2	2	2	0	0	20

2014 STATISTICS

POINTS OFF GEORGIA TECH TAKEAWAYS

OPPONENT	QTR	TURNOVER	DEFENDER(S)	LED TO	PTS	
Wofford	None					
Tulane	2	Interception	Quayshawn Nealy	Touchdown	7*	
	2	Interception	Demond Smith	Touchdown	7	
	3	Interception	Lawrence Austin	Touchdown	7	
Ga So	4	Fumble	Golden (F), Freeman (R)	Touchdown	7	
Va Tech	2	Interception	Corey Griffin	Touchdown	7	
	4	Interception	Paul Davis	Touchdown	7*	
	4	Interception	D.J. White	Field Goal	3	
Miami	2	Interception	Isaiah Johnson	Punt	0	
	4	Interception	Jamal Golden	End of game	0	
Duke	None					
North Carolina	1	Interception	Jamal Golden	Touchdown	7	
Pitt	1	Fumble	Johnson (F), Nealy (R)	Touchdown	7	
	1	Fumble	White (F), Team (R)	Touchdown	7	
	1	Fumble	Davis (F), Nealy (R)	Touchdown	7	
	1	Fumble	Golden (F), Johnson (R)	Touchdown	7	
	1	Fumble	D. Smith (R)	Downs	0	
	3	Fumble	Travis (R)	Touchdown	7	
Virginia 3	Interception	Adam Gotsis	Punt	0		
	3	Interception	Jamal Golden	Punt	0	
NC State	2	Interception	Quayshawn Nealy	Fumble	0	
	2	Interception	D.J. White	Touchdown	7*	
	2	Fumble	Marcordes (F), Nealy (R)	Touchdown	7*	
Clemson	1	Interception	Jamal Golden	Touchdown	6*	
	3	Interception	D.J. White	Field Goal	3	
	3	Interception	Chris Milton	Touchdown	7*	
Georgia	1	Fumble	Johnson (F), Marcordes (R)	Missed FG	0	
	2	Fumble	Nealy (F), Johnson (R)	Touchdown	7	
	OT1	Interception	D.J. White	--		
Fla. State	None					
Miss. State	1	Interception	Chris Milton	Touchdown	7	
	3	Fumble	Golden (F), (R) Rook-Chungong	Touchdown	7	
					Points	137

* Defensive touchdown

GEORGIA TECH FUMBLES

OPPONENT	QTR	PLAYER	RESULT
Wofford	2	Jamal Golden	Recovered
Tulane	1	Justin Thomas	Lost
	1	Tony Zenon	Lost
	4	Tim Byerly	Recovered
Ga So	None		
Va Tech	3	Justin Thomas	Lost
Miami	None		
Duke	3	Zach Laskey	Lost
North Carolina	1	Justin Thomas	Lost
Pitt	2	Tim Byerly	Recovered
	4	Synjyn Days	Lost
Virginia 1	Jamal Golden	Recovered	
	2	Justin Thomas	Recovered
NC State	1	Synjyn Days	Lost
	2	Quayshawn Nealy	Lost
	3	Corey Dennis	Recovered
Clemson	1	Tony Zenon	Lost
	3	Zach Laskey	Lost
Georgia	3	Synjyn Days	Recovered
	3	Justin Thomas	Lost
	4	Justin Thomas	Lost
Fla. State	None		
Miss. State	1	Justin Thomas	Recovered

POINTS OFF GEORGIA TECH GIVEAWAYS

OPPONENT	QTR	TURNOVER	DEFENDER(S)	LED TO	PTS	
Wofford	None					
Tulane	1	Fumble	Justin Thomas	Touchdown	7	
	1	Fumble	Tony Zenon	Missed FG	0	
	3	Interception	Justin Thomas	Punt	0	
Ga So	None					
Va Tech	3	Fumble	Justin Thomas	Missed FG	0	
Miami	None					
Duke	3	Fumble	Zach Laskey	Touchdown	7	
	3	Interception	Justin Thomas	Downs	0	
	4	Interception	Justin Thomas	Touchdown	7	
North Carolina	1	Fumble	Justin Thomas	Interception	0	
Pitt	4	Fumble	Synjyn Days	Punt	0	
Virginia 2	Interception	Justin Thomas	Field Goal	3		
NC State	1	Fumble	Synjyn Days	Touchdown	7	
	2	Fumble	Quayshawn Nealy	Interception	0	
Clemson	1	Fumble	Tony Zenon	Field Goal	3	
	3	Fumble	Zach Laskey	Interception	0	
Georgia	3	Fumble	Justin Thomas	Touchdown	7*	
	4	Fumble	Justin Thomas	Touchdown	7	
Fla. State	4	Interception	Justin Thomas	Punt	0	
Miss. State	2	Interception	Justin Thomas	Field Goal	3	
						Points

GEORGIA TECH PUNT-BY-PUNT

RODWELL, R.	QTR	FROM	TO	YARDS	RETURN	NET	FP
Wofford	1	GT30	OP30	40	Downed	40	OP30
	2	GT46	OP9	45	3	42	OP6
Tulane	2	OP45	OP10	35	Downed	35	OP10
Ga So	2	OP47	EZ	47	TB	27	OP20
	3	GT37	OP14	49	11	48	OP15
	3	GT47	OP17	36	Downed	36	OP17
	4	OP48	OP5	43	Downed	43	OP5
Va Tech	4	GT41	OP15	44	Downed	44	OP15
	1	GT26	OP32	42	-2	44	OP30
	2	GT36	OP17	47	3	54	OP10
	4	GT20	OP25	55	7	48	OP32
Miami	4	GT25	OP32	43	9	44	OP31
	1	GT38	OP12	50	4	46	OP8
	2	OP48	OP12	36	Downed	36	OP12
	4	OP45	OP16	29	OB	29	OP16
Duke	2	GT49	OP08	43	10	33	OP18
	North Carolina	2	GT46	OP35	19	OB	19
3		GT25	OP34	41	Downed	41	OP34
Pitt	2	GT27	OP29	44	Downed	44	OP29
	2	GT33	OP28	39	6	33	OP34
Virginia	2	OP43	OP16	27	0	27	OP16
	3	GT29	OP33	38	1	37	OP34
	4	GT23	OP23	54	-6	60	OP17
	NC State None						
Clemson	1	GT11	OP44	45	6	39	50
Georgia	1	OP48	OP0	48	TB	28	OP20
	1	GT33	OP21	46	1	45	OP22
	3	GT06	GT36	30	Downed	30	GT36
Fla. State	2	GT40	OP25	35	OB	35	OP25
	3	OP44	OP10	34	Downed	34	OP10
Miss. State	1	GT38	MS41	21	OB	21	MS41
	2	GT40	MS28	32	17	15	MS45
	4	GT38	MS14	48	34	14	MS48



2014 STATISTICS

OFFENSIVE STARTERS	QB	AB	AB	BB	WR	WR	LT	LG	C	RG	RT
Wofford	Thomas	Zenon	Perkins	Laskey	Smelter	Summers	Chamberlain	Braun	Burden	Mason	Griffin
at Tulane	Thomas	Zenon	Perkins	Laskey	Smelter	Summers	Chamberlain	Braun	Burden	Mason	Griffin
Georgia Southern	Thomas	Zenon	Perkins	Laskey	Smelter	Summers	Chamberlain	Braun	Burden	Mason	Griffin
at Virginia Tech	Thomas	Zenon	Hill	Laskey	Smelter	Summers	Chamberlain	Braun	Burden	Mason	Griffin
Miami	Thomas	Zenon	Perkins	Laskey	Smelter	Summers	Chamberlain	Braun	Burden	Mason	Griffin
Duke	Thomas	Zenon	Perkins	Laskey	Smelter	Summers	Fromayan	Braun	Burden	Mason	Griffin
at North Carolina	Thomas	Hill	Perkins	Laskey	Smelter	Waller	Chamberlain	Braun	Burden	Mason	Griffin
at Pittsburgh	Thomas	Zenon	Perkins	Days	Smelter	Waller	Chamberlain	Braun	Burden	Mason	Joe
Virginia	Thomas	Zenon	Snoddy	Days	Smelter	Waller	Chamberlain	Braun	Burden	Mason	Joe
at NC State	Thomas	Zenon	Snoddy	Days	Smelter	Waller	Chamberlain	Braun	Burden	Mason	Joe
Clemson	Thomas	Zenon	Snoddy	Days	Smelter	Waller	Chamberlain	Braun	Burden	Mason	Joe
at Georgia	Thomas	Zenon	Perkins	Days	Smelter	Waller	Chamberlain	Braun	Burden	Mason	Joe
Florida State	Thomas	Zenon	Perkins	Days	Summers	Waller	Chamberlain	Braun	Burden	Mason	Joe
Mississippi State	Thomas	Bostic	Perkins	Days	Summers	Waller	Chamberlain	Brain	Burden	Mason	Joe

DEFENSIVE STARTERS	DE	DT	NT	DE	LB	LB	LB	CB	SS	FS	CB
Wofford	Stargel	Gotsis	Green	Rook-Chungong	D. Smith	Nealy	Davis	Milton	Johnson	Golden	White
at Tulane	Stargel	Gotsis	Green	Rook-Chungong	Marcordes	Nealy	Davis	Milton	D. Smith	Golden	White
Georgia Southern	Freeman	Gotsis	Green	Rook-Chungong	Marcordes	Nealy	Davis	Milton	D. Smith	Golden	White
at Virginia Tech	Freeman	Gotsis	Green	Rook-Chungong	Marcordes	Nealy	Davis	Milton	Johnson	Golden	White
Miami	Freeman	Gotsis	Green	Travis	Marcordes	Nealy	Davis	Milton	Johnson	Golden	White
Duke	Freeman	Gotsis	Green	Travis	D. Smith	Nealy	Davis	Milton	Johnson	Golden	White
at North Carolina	Freeman	Gotsis	Green	Travis	D. Smith	Nealy	Davis	Milton	Johnson	Golden	White
at Pittsburgh	Freeman	Gotsis	Green	Travis	Marcordes	Nealy	Davis	Milton	Johnson	Golden	White
Virginia	Freeman	Gotsis	Green	Gamble	D. Smith	Nealy	Davis	Milton	Johnson	Co. Griffin	White
at NC State	Freeman	Gotsis	Green	Marcordes (LB)	D. Smith	Nealy	Davis	Durham	Johnson	Law. Austin	White
Clemson	Freeman	Gotsis	Green	Gamble	D. Smith	Nealy	Davis	Milton	Johnson	Golden	White
at Georgia	Freeman	Gotsis	Green	Gamble	Marcordes	Nealy	Davis	Milton	Johnson	Golden	White
Florida State	Freeman	Gotsis	Green	Gamble	D. Smith	Nealy	Davis	Milton	Johnson	Golden	White
Mississippi State	Freeman	Gotsis	Green	Rook-Chungong	D. Smith	Nealy	Davis	Milton	Johnson	Golden	White

GAME INFORMATION

	TECH CAPTAINS	COIN TOSS	TECH KO/REC.	TECH FIRST PLAY	TECH 1ST POSSESSION	OPP. 1ST POSSESSION	KICKOFF TIME	GAME LENGTH	TECH HELMET	TECH JERSEY	TECH PANTS	TECH RESULT
Wofford	^Mason, Perkins, Johnson, Connors	GT	Kickoff	Thomas pass to Smelter, 21 yds	Touchdown	Punt	12:33 p.m.	3:04	Gold	White	Gold	W, 38-19
at Tulane	^Bostic, Dennis, Nealy, Zenon	TUL	Receive	Thomas sacked	Lost fumble	Touchdown	3:03 p.m.	3:15	Gold	White	White	W, 38-21
Ga. So.	^Days, Smelter, McNearney, Travis, Rogers	GSU	Receive	Perkins rush, 63 yards	Touchdown	Punt	12:03 p.m.	3:30	Gold	White*	Gold*	W, 42-38
at VT	^Green, Hill, Laskey, McNair	VT	Receive	Thomas rush, 14 yards	Field Goal	Field Goal	12:01 p.m.	3:27	Gold	White	White	W, 27-24
Miami	+Mason, Nealy, Thomas	UM	Kickoff	Laskey rush, 8 yards	Touchdown	Touchdown	7:36 p.m.	2:58	White	White	White	W, 28-17
Duke	+Mason, Nealy, Thomas	DU	Kickoff	Laskey rush, 9 yards	Field Goal	Punt	12:30 p.m.	3:14	Gold	White*	Gold*	L, 25-31
at UNC	+Mason, Nealy, Thomas	GT	Kickoff	Thomas pass to Hill, 47 yards	Lost fumble	Punt	7:02 p.m.	3:22	White	White	White	L, 43-48
at Pitt	+Mason, Nealy, Thomas	GT	Kickoff	Thomas rush, 33 yards	Touchdown	Fumble	3:33 p.m.	3:20	White	White	Gold	W, 56-28
Virginia	+Mason, Nealy, Thomas	GT	Kickoff	Days rush, 7 yards	Touchdown	Punt	3:32 p.m.	3:08	Gold	White	Gold	W, 35-10
at NC St.	+Mason, Nealy, Thomas	GT	Kickoff	Thomas pass to Smelter, 6 yards	Touchdown	Punt	12:30 p.m.	3:10	Gold	White	Gold	W, 56-23
Clemson	+Mason, Nealy, Thomas	CLEM	Kickoff	Days rush, 0 yards	Fumble	Punt	12:01 p.m.	2:56	White	White	Gold	W, 28-6
at Georgia	+Mason, Nealy, Thomas	GT	Kickoff	Thomas rush, 1 yard	Punt	Touchdown	12:01 p.m.	3:32	Gold	White	White	W, 30-24
Florida St.	+Mason, Nealy, Thomas	GT	Kickoff	Thomas rush, 14 yards	Touchdown	Punt	8:14 p.m.	3:14	White	White	Gold	L, 35-37
Miss. State	+Mason, Nealy, Thomas	GT	Kickoff	Perkins rush, -4 yards	Touchdown	Interception	8:20 p.m.	3:28	White	Blue	Gold	W, 49-34

^ Game captains + Permanent captains * Throwback jerseys

PLAYERS OF THE WEEK (WINS ONLY)

	OFFENSE	DEFENSE	SPECIAL TEAMS
Wofford	DeAndre Smelter	Shawn Green	Corey Griffin
at Tulane	Charles Perkins	Quayshawn Nealy	Matt Connors
Georgia Southern	Justin Thomas	KeShun Freeman	Ryan Rodwell
at Virginia Tech	Shaquille Mason	P.J. Davis	Chris Milton
Miami	Zach Laskey	Isaiah Johnson	Ryan Rodwell
at Pittsburgh	Broderick Snoddy	Isaiah Johnson	Matt Connors
Virginia	Synjin Days	KeShun Freeman	Beau Hankins
at NC State	Tony Zenon	D.J. White	Trevor Stroebel
Clemson	DeAndre Smelter	P.J. Davis	Lawrence Austin
at Georgia	Zach Laskey	Isaiah Johnson	Harrison Butker

2014 REVIEW

2014 STATISTICS

PARTICIPATION

	GP/GS	WOF	TUL	GSU	VT	MIAMI	DUKE	UNC	PITT	UVA	NCS	CLEM	UGA	FSU	MSU
Alford, C.	14/-	XXX	XXX	XXX	XXX	XXX	XXX	XXX	XXX	XXX	XXX	XXX	XXX	XXX	XXX
Allen, M.	3/-	XXX	XXX	XXX
Andrews, D.	11/-	XXX	XXX	XXX	...	XXX	XXX	XXX	XXX	XXX	XXX	XXX	XXX
Austin, Lan.	14/-	XXX	XXX	XXX	XXX	XXX	XXX	XXX	XXX	XXX	XXX	XXX	XXX	XXX	XXX
Austin, Law.	14/1	XXX	XXX	XXX	XXX	XXX	XXX	XXX	XXX	XXX	START	XXX	XXX	XXX	XXX
Bostic, B.	14/1	XXX	XXX	XXX	XXX	XXX	XXX	XXX	XXX	XXX	XXX	XXX	XXX	XXX	START
Braun, T.	14/14	START	START	START	START	START	START	START	START	START	START	START	START	START	START
Brigham, N.	7/-	XXX	XXX	XXX	XXX	XXX	XXX	XXX
Burden, F.	14/14	START	START	START	START	START	START	START	START	START	START	START	START	START	START
Butker, H.	14/-	XXX	XXX	XXX	XXX	XXX	XXX	XXX	XXX	XXX	XXX	XXX	XXX	XXX	XXX
Byerly, T.	6/-	...	XXX	XXX	XXX	...	XXX	XXX	XXX
Chamberlain, B.	13/13	START	START	START	START	START	...	START	START	START	START	START	START	START	START
Cheeks, C.	7/-	XXX	XXX	XXX	XXX	XXX	XXX	XXX	...
Chungong, R.	12/6	START	START	START	START	XXX	XXX	...	XXX	...	XXX	START	XXX	XXX	START
Connors, M.	14/-	XXX	XXX	XXX	XXX	XXX	XXX	XXX	XXX	XXX	XXX	XXX	XXX	XXX	XXX
Davis, P.	14/13	START	START	START	START	START	START	START	START	START	START	START	START	START	XXX
Days, S.	14/7	XXX	XXX	XXX	XXX	XXX	XXX	XXX	START	START	START	START	START	START	START
Dennis, C.	14/-	XXX	XXX	XXX	XXX	XXX	XXX	XXX	XXX	XXX	XXX	XXX	XXX	XXX	XXX
Devine, S.	13/-	XXX	XXX	XXX	XXX	XXX	XXX	XXX	XXX	XXX	XXX	...	XXX	XXX	XXX
Durham, S.	8/-	XXX	XXX	XXX	...	XXX	XXX	XXX	XXX	XXX
Freeman, K.	14/12	XXX	XXX	START	START	START	START	START	START	START	START	START	START	START	START
Fromayan, E.	12/1	...	XXX	XXX	XXX	XXX	START	XXX	XXX	XXX	XXX	XXX	XXX	XXX	XXX
Gamble, P.	14/4	XXX	XXX	XXX	XXX	XXX	XXX	XXX	XXX	START	XXX	START	START	START	XXX
Gardner, A.	9/-	XXX	XXX	XXX	XXX	XXX	XXX	XXX	XXX	XXX
Golden, J.	14/12	START	START	START	START	START	START	START	START	XXX	XXX	START	START	START	START
Gotsis, A.	14/14	START	START	START	START	START	START	START	START	START	START	START	START	START	START
Green, S.	13/13	START	START	START	START	START	START	START	START	START	START	...	START	START	START
Griffin, Ch.	13/7	START	START	START	START	START	START	START	...	XXX	XXX	XXX	XXX	XXX	XXX
Griffin, Co.	14/1	XXX	XXX	XXX	XXX	XXX	XXX	XXX	XXX	START	XXX	XXX	XXX	XXX	XXX
Griffin, L.	12/-	XXX	XXX	XXX	XXX	XXX	XXX	XXX	XXX	XXX	XXX	XXX	XXX
Hankins, B.	14/-	XXX	XXX	XXX	XXX	XXX	XXX	XXX	XXX	XXX	XXX	XXX	XXX	XXX	XXX
Harrell, A.	13/-	...	XXX	XXX	XXX	XXX	XXX	XXX	XXX	XXX	XXX	XXX	XXX	XXX	XXX
Hill, D.	14/2	XXX	XXX	XXX	START	XXX	XXX	START	XXX	XXX	XXX	XXX	XXX	XXX	XXX
Joe, E.	13/7	...	XXX	XXX	XXX	XXX	XXX	XXX	START	START	START	START	START	START	START
Johnson, I.	13/12	START	...	XXX	START	START	START	START	START	START	START	START	START	START	START
Juene, R.	12/-	XXX	XXX	XXX	...	XXX	XXX	XXX	XXX	XXX	XXX	...	XXX	XXX	XXX
Kagawa, S.	14/-	XXX	XXX	XXX	XXX	XXX	XXX	XXX	XXX	XXX	XXX	XXX	XXX	XXX	XXX
Kallon, F.	6/-	...	XXX	...	XXX	XXX	XXX	...	XXX	XXX
Laskey, Z.	11/7	START	START	START	START	START	START	START	XXX	XXX	XXX	XXX
Lewis, T.	11/-	XXX	XXX	XXX	XXX	XXX	XXX	...	XXX	XXX	XXX	XXX	XXX
Marcordes, T.	14/7	XXX	START	START	START	START	XXX	XXX	XXX	XXX	START	XXX	XXX	XXX	XXX
Marshall, A.	10/-	...	XXX	XXX	XXX	XXX	XXX	XXX	XXX	XXX	XXX	XXX	...
Marvin, J.	8/-	XXX	XXX	XXX	XXX	XXX	XXX	XXX	XXX
Mason, S.	14/14	START	START	START	START	START	START	START	START	START	START	START	START	START	START
McNair, T.	12/-	XXX	XXX	XXX	XXX	XXX	XXX	XXX	XXX	XXX	XXX	XXX	XXX
McNearney, S.	2/-	XXX	XXX
Merrifweather, T.	5/-	XXX	XXX	XXX	XXX	...	XXX
Messick, A.	5/-	XXX	XXX	XXX	XXX	XXX
Milton, C.	14/14	START	START	START	START	START	START	START	START	START	START	START	START	START	START
Nealy, Q.	14/14	START	START	START	START	START	START	START	START	START	START	START	START	START	START
Noble, D.	10/-	XXX	XXX	...	XXX	XXX	XXX	XXX	...	XXX	XXX	XXX	XXX
O'Reilly, T.	6/-	XXX	XXX	XXX	XXX	...	XXX	XXX
Oliver, B.	5/-	XXX	XXX	XXX	XXX	XXX
Perkins, C.	11/10	START	START	START	...	START	START	START	START	XXX	START	START	START
Rodwell, R.	14/-	XXX	XXX	XXX	XXX	XXX	XXX	XXX	XXX	XXX	XXX	XXX	XXX	XXX	XXX
Saunders, J.	1/-	XXX
Serpico, M.	1/-	XXX
Simmons, A.	8/-	XXX	XXX	XXX	XXX	XXX	XXX	...	XXX	XXX
Smelter, D.	12/12	START	START	START	START	START	START	START	START	START	START	START	START
Smith, D.	14/10	START	START	START	XXX	XXX	START	START	XXX	START	START	START	XXX	START	START
Smith, W.	1/-	XXX
Snoddy, B.	10/3	XXX	XXX	XXX	XXX	...	XXX	XXX	XXX	START	START	START
Stallard, K.	1/-	XXX
Stargel, T.	14/2	START	START	XXX	XXX	XXX	XXX	XXX	XXX	XXX	XXX	XXX	XXX	XXX	XXX
Stroebel, T.	14/-	XXX	XXX	XXX	XXX	XXX	XXX	XXX	XXX	XXX	XXX	XXX	XXX	XXX	XXX
Summers, M.	14/8	START	START	START	START	START	START	START	XXX	XXX	XXX	XXX	XXX	START	START
Thomas, J.	14/14	START	START	START	START	START	START	START	START	START	START	START	START	START	START
Tobin, S.	13/-	XXX	XXX	XXX	XXX	XXX	XXX	XXX	XXX	...	XXX	XXX	XXX	XXX	XXX
Travis, K.	11/4	XXX	XXX	...	XXX	START	START	START	START	XXX	XXX	...	XXX	XXX	...
Waller, D.	12/8	XXX	XXX	XXX	XXX	START	START	START	START	START	START	START	START
White, D.	14/14	START	START	START	START	START	START	START	START	START	START	START	START	START	START
Willis, I.	9/-	XXX	XXX	XXX	XXX	XXX	XXX	XXX	XXX	XXX
Zenon, T.	13/12	START	START	START	START	START	START	XXX	START	START	START	START	START	START	...



2014 STATISTICS

GEORGIA TECH INDIVIDUAL GAME HIGHS

Rushes	29	Zach Laskey vs Miami (Oct 04, 2014)
Yards Rushing	171	Syrjyn Days vs Mississippi State (Dec 31, 2014)
TD Rushes	3	Broderick Snoddy at Pittsburgh (Oct 25, 2014) Zach Laskey at Georgia (Nov 29, 2014) Syrjyn Days vs Florida State (Dec 06, 2014) Justin Thomas vs Mississippi State (Dec 31, 2014) Syrjyn Days vs Mississippi State (Dec 31, 2014)
Long Rush	75	DeAndre Smelter at North Carolina (Oct 18, 2014)
Pass attempts	24	Justin Thomas vs Georgia Southern (Sep 13, 2014)
Pass completions	11	Justin Thomas vs Wofford (Aug 30, 2014) Justin Thomas vs Georgia Southern (Sep 13, 2014)
Yards Passing	282	Justin Thomas vs Wofford (Aug 30, 2014)
TD Passes	4	Justin Thomas vs Georgia Southern (Sep 13, 2014)
Long Pass	79	Justin Thomas at Pittsburgh (Oct 25, 2014)
Receptions	5	DeAndre Smelter vs Wofford (Aug 30, 2014) DeAndre Smelter at Virginia Tech (Sep 20, 2014) Darren Waller vs Duke (Oct 11, 2014) DeAndre Smelter vs Clemson (Nov 15, 2014) Darren Waller vs Florida State (Dec 06, 2014) Darren Waller vs Mississippi State (Dec 31, 2014)
Yards Receiving	132	DeAndre Smelter vs Wofford (Aug 30, 2014)
TD Receptions	2	DeAndre Smelter vs Wofford (Aug 30, 2014)
Long Reception	79	Charles Perkins at Pittsburgh (Oct 25, 2014)
Field Goals	3	Harrison Butker vs Clemson (Nov 15, 2014)
Long Field Goal	53	Harrison Butker at Georgia (Nov 29, 2014)
Punts	5	Ryan Rodwell vs Georgia Southern (Sep 13, 2014)
Punting Avg	46.8	Ryan Rodwell at Virginia Tech (Sep 20, 2014)
Long Punt	55	Ryan Rodwell at Virginia Tech (Sep 20, 2014)
Punts inside 20	4	Ryan Rodwell vs Georgia Southern (Sep 13, 2014)
Long Punt Return	46	Beau Hankins at Tulane (Sep 06, 2014)
Long Kickoff Return	68	Jamal Golden vs Duke (Oct 11, 2014)
Tackles	14	P.J. Davis at North Carolina (Oct 18, 2014) Isaiah Johnson at Pittsburgh (Oct 25, 2014)
Sacks	2.0	Adam Gotsis at Pittsburgh (Oct 25, 2014)
Tackles For Loss	3.0	P.J. Davis at Pittsburgh (Oct 25, 2014)
Interceptions	1	18 times

GEORGIA TECH TEAM GAME HIGHS

Rushes	70	at Georgia (Nov 29, 2014)
Yards Rushing	479	at NC State (Nov 08, 2014)
Yards Per Rush	7.5	at NC State (Nov 08, 2014)
TD Rushes	7	at Pittsburgh (Oct 25, 2014)
Pass attempts	26	vs Duke (Oct 11, 2014)
Pass completions	14	vs Duke (Oct 11, 2014)
Yards Passing	282	vs Wofford (Aug 30, 2014)
Yards Per Pass	17.6	vs Wofford (Aug 30, 2014)
TD Passes	4	vs Georgia Southern (Sep 13, 2014)
Total Plays	86	at Georgia (Nov 29, 2014)
Total Offense	612	at Pittsburgh (Oct 25, 2014)
Yards Per Play	8.9	at North Carolina (Oct 18, 2014)
Points	56	at Pittsburgh (Oct 25, 2014) at NC State (Nov 08, 2014)
Sacks By	3	at Tulane (Sep 06, 2014) at Pittsburgh (Oct 25, 2014)
First Downs	32	at Georgia (Nov 29, 2014)
Penalties	8	at Virginia Tech (Sep 20, 2014) vs Duke (Oct 11, 2014) at NC State (Nov 08, 2014)
Penalty Yards	69	vs Miami (Oct 04, 2014) vs Duke (Oct 11, 2014)
Turnovers	3	at Tulane (Sep 06, 2014) vs Duke (Oct 11, 2014)
Interceptions By	3	at Tulane (Sep 06, 2014) at Virginia Tech (Sep 20, 2014) vs Clemson (Nov 15, 2014)
Punts	5	vs Georgia Southern (Sep 13, 2014)
Punting Avg	46.8	at Virginia Tech (Sep 20, 2014)
Long Punt	55	at Virginia Tech (Sep 20, 2014)
Punts inside 20	4	vs Georgia Southern (Sep 13, 2014)
Long Punt Return	46	at Tulane (Sep 06, 2014)

OPPONENT INDIVIDUAL GAME HIGHS

Rushes	31	Dalvin Cook vs Florida State (Dec 06, 2014)
Yards Rushing	177	Dalvin Cook vs Florida State (Dec 06, 2014)
TD Rushes	3	James Conner at Pittsburgh (Oct 25, 2014)
Long Rush	92	Ray Smith vs Wofford (Aug 30, 2014)
Pass attempts	51	Dak Prescott vs Mississippi State (Dec 31, 2014)
Pass completions	38	Marquise Williams at North Carolina (Oct 18, 2014)
Yards Passing	453	Dak Prescott vs Mississippi State (Dec 31, 2014)
TD Passes	4	Marquise Williams at North Carolina (Oct 18, 2014)
Long Pass	68	Kevin Ellison vs Georgia Southern (Sep 13, 2014) Marquise Williams at North Carolina (Oct 18, 2014)
Receptions	9	Ryan Switzer at North Carolina (Oct 18, 2014) Tyler Boyd at Pittsburgh (Oct 25, 2014) De'Runnya Wilson vs Mississippi State (Dec 31, 2014)
Yards Receiving	137	Tyler Boyd at Pittsburgh (Oct 25, 2014)
TD Receptions	2	Ryan Switzer at North Carolina (Oct 18, 2014) Rashad Greene vs Florida State (Dec 06, 2014) De'Runnya Wilson vs Mississippi State (Dec 31, 2014)
Long Reception	68	B.J. Johnson vs Georgia Southern (Sep 13, 2014) Ryan Switzer at North Carolina (Oct 18, 2014)
Field Goals	3	Joey Slye at Virginia Tech (Sep 20, 2014) Roberto Aguayo vs Florida State (Dec 06, 2014)
Long Field Goal	51	David Marvin vs Wofford (Aug 30, 2014)
Punts	6	Bradley Pinion vs Clemson (Nov 15, 2014)
Punting Avg	51.0	Devon Bell vs Mississippi State (Dec 31, 2014)
Long Punt	61	Will Monday vs Duke (Oct 11, 2014)
Punts inside 20	2	AJ Hughes at Virginia Tech (Sep 20, 2014)
Long Punt Return	34	Fred Ross vs Mississippi State (Dec 31, 2014)
Long Kickoff Return	39	Stacy Coley vs Miami (Oct 04, 2014)
Tackles	19	Ramik Wilson at Georgia (Nov 29, 2014) Amarlo Herrera at Georgia (Nov 29, 2014)
Sacks	1.0	11 times
Tackles For Loss	3.0	Mike Moore vs Virginia (Nov 01, 2014)
Interceptions	1	Parry Nickerson at Tulane (Sep 06, 2014) Jeremy Cash vs Duke (Oct 11, 2014) Zavier Carmichael vs Duke (Oct 11, 2014) Anthony Harris vs Virginia (Nov 01, 2014) Lamaricus Brutus vs Florida State (Dec 06, 2014) Beniquez Brown vs Mississippi State (Dec 31, 2014)

OPPONENT TEAM GAME HIGHS

Rushes	47	vs Wofford (Aug 30, 2014) vs Duke (Oct 11, 2014)
Yards Rushing	283	vs Georgia Southern (Sep 13, 2014)
Yards Per Rush	7.4	vs Georgia Southern (Sep 13, 2014)
TD Rushes	4	vs Georgia Southern (Sep 13, 2014)
Pass attempts	51	vs Mississippi State (Dec 31, 2014)
Pass completions	38	at North Carolina (Oct 18, 2014)
Yards Passing	453	vs Mississippi State (Dec 31, 2014)
Yards Per Pass	11.1	vs Georgia Southern (Sep 13, 2014)
TD Passes	4	at North Carolina (Oct 18, 2014)
Total Plays	88	at North Carolina (Oct 18, 2014)
Total Offense	605	vs Mississippi State (Dec 31, 2014)
Yards Per Play	8.8	vs Georgia Southern (Sep 13, 2014)
Points	48	at North Carolina (Oct 18, 2014)
Sacks By	3	vs Clemson (Nov 15, 2014)
First Downs	33	vs Mississippi State (Dec 31, 2014)
Penalties	12	at Virginia Tech (Sep 20, 2014)
Penalty Yards	79	at Virginia Tech (Sep 20, 2014)
Turnovers	6	at Pittsburgh (Oct 25, 2014)
Interceptions By	2	vs Duke (Oct 11, 2014)
Punts	6	vs Clemson (Nov 15, 2014)
Punting Avg	51.0	vs Mississippi State (Dec 31, 2014)
Long Punt	61	vs Duke (Oct 11, 2014)
Punts inside 20	2	at Virginia Tech (Sep 20, 2014)
Long Punt Return	34	vs Mississippi State (Dec 31, 2014)

2014 REVIEW

GAME RECAPS

	WOFFORD	19
	0-1	
	GEORGIA TECH	38
	1-0	

Game 1 • August 30, 2014 • Atlanta, Ga. • Bobby Dodd Stadium

POSTGAME NOTES

- It was only the second meeting in the series. Georgia Tech is 2-0 against Wofford while Paul Johnson is 5-0 all-time against Wofford. All five of Johnson's previous meetings with Wofford were while he was at Georgia Southern.
- Georgia Tech is 5-2 in games played in August and 4-0 at home.
- Georgia Tech has won eight straight home openers and is 7-0 in home openers under Paul Johnson.
- Georgia Tech has won 24 games against FCS schools (28-game unbeaten streak) and is 24-0-1 in season openers against FCS schools.
- The first play of the 2014 season was a 21-yard pass from Justin Thomas to DeAndre Smelter. It was the fifth time in the past 15 seasons that the Jackets ran a pass play on their first play of the season.
- The 92-yard touchdown run by Wofford's Ray Smith is the longest rushing attempt for an opponent in Georgia Tech's history. Previously, the longest rushing attempt allowed was 83 yards by Joel Arrington of Duke on Oct. 31, 1959.
- QB Justin Thomas made his first career start against Wofford. Prior to the start of the season, Georgia Tech was one of 11 FBS teams that returned no career starts at QB.
- WR DeAndre Smelter's 132 reception yards are a career-best and marked his career-first 100-yard receiving game.
- DE Rod Rook-Chungong made his first-career start in his first career game after missing last season due to injury. Rook-Chungong tallied five tackles.

SCORING SUMMARY

SCORING	1	2	3	4	OT	F
Wofford	3	6	3	7	—	19
Georgia Tech	7	3	14	14	—	38

1st	8:16	GT	Zach Laskey 4 run (Harrison Butker kick)
	2:16	WOF	David Marvin 39 FG
2nd	0:51	WOF	Ray Smith 92 run (David Marvin kick blocked)
	0:00	GT	Harrison Butker 30 FG
3rd	9:10	GT	DeAndre Smelter 19 pass from Justin Thomas (Harrison Butker kick)
	4:27	WOF	David Marvin 51 FG
	4:02	GT	DeAndre Smelter 71 pass from Justin Thomas (Harrison Butker kick)
4th	9:49	WOF	Octavius Harden 4 run (David Marvin kick)
	8:34	GT	Zach Laskey 11 run (Harrison Butker kick)
	1:34	GT	Sy'njyn Days 4 run (Harrison Butker kick)

STATISTICS

TEAM STATS	WOF	GT
FIRST DOWNS	16	21
RUSHES-YARDS (NET)	47-271	43-226
PASSING YDS (NET)	55	282
Passes Comp-Att-Int	7-13-0	11-16-0
TOTAL OFFENSE PLAYS-YARDS	60-326	59-508
Fumble Returns-Yards	0-0	0-0
Punt Returns-Yards	1-3	2-24
Kickoff Returns-Yards	1-34	5-140
Interception Returns-Yards	0-0	0-0
Punts (Number-Avg)	4-43.5	2-42.5
Fumbles-Lost	1-0	1-0
Penalties-Yards	5-46	5-50
Possession Time	31:26	28:34
Third-Down Conversions	5 of 13	5 of 10
Fourth-Down Conversions	1 of 2	2 of 2
Red-Zone Scores-Chances	1-1	5-6

INDIVIDUAL STATISTICS

RUSHING: WOF – Smith 4-108, Jacks 13-89, Martin 7-18, Gay 3-18, Long 6-15, Colvin 6-12, Harden 5-8, Weimer 3-3.
GT – Thomas 13-71, Laskey 15-70, Days 5-23, Perkins 3-17, Bostic 3-17, Zenon 1-14, Snoddy 1-9, Connors 1-4, TEAM 1-(-1).

PASSING: WOF – Jacks 5-9-0-26, Weimer 2-4-0-29. GT – Thomas 11-15-0-282.

RECEIVING: WOF – Irvin 3-18, Francis 2-10, Smith 1-24, Muller 1-3. GT – Smelter 5-132, Zenon 3-70, Summers 2-15, Snoddy 1-65.

INTERCEPTIONS: WOF – None. GT – None.

FUMBLES: WOF – Long 1-0. GT – Golden 1-0.

SACKS (UA-A): WOF – None. GT – None.

TACKLES: WOF – Armfield 5, Dolinak 4, B. Williams 4, Odum 4, T. Thomas 4, T. Morris 4, Michaelson 4, Green 4.
GT – Nealy 6, D. Smith 6, Davis 5, Rook-Chungong 5, Green 4, Gamble 4, Freeman 4.

	GEORGIA TECH	38
	2-0	
	TULANE	21
	0-2	

Game 2 • September 6, 2014 • New Orleans, La. • Yulman Stadium

POSTGAME NOTES

- It was the inaugural game at Tulane's Yulman Stadium.
- Another stadium note: the game featured the team from the nation's oldest FBS stadium (Georgia Tech's Grant Field) vs. the nation's newest FBS stadium (Tulane's Yulman Stadium).
- Georgia Tech leads the all-time series 36-13.
- It was the first meeting between the charter SEC members since 1982. Georgia Tech is now 21-9 all-time in New Orleans and 17-7 in games played on Tulane's campus.
- Quayshawn Nealy's pick-6 in the second quarter marks the first time the Yellow Jackets returned an interception for a touchdown since Chris Milton returned an interception 54 yards for a score against Elon on Aug. 31, 2013.
- Nealy's touchdown was Georgia Tech's first defensive touchdown since Nealy's 18-yard fumble return vs. Alabama A&M on Nov. 23, 2013
- Georgia Tech blocked its first punt since Chris Milton blocked a punt against Syracuse on Oct. 19, 2013.
- Nealy grabbed his seventh career interception against Tulane and ran in the third pick-six of his career.
- During his return to his hometown, Tony Zenon recorded a career-long 41-yard run and had a career-high rushing game with 62 yards. Zenon also doubled career rushing by scoring two touchdowns against Tulane.
- Both Demond Smith and Lawrence Austin each recorded their first career interceptions.

SCORING SUMMARY

SCORING	1	2	3	4	OT	F
Georgia Tech	7	17	7	7	—	38
Tulane	14	7	0	0	—	21

1st	13:32	TUL	J. Shackleford 12 pass from Tanner Lee (Andrew DiRocco kick)
	7:29	GT	Tim Byerly 1 run (Harrison Butker kick)
	2:27	TUL	Teddy Veal 24 run (Andrew DiRocco kick)
2nd	11:10	GT	Quayshawn Nealy 10 interception return (Harrison Butker kick)
	9:38	TUL	Zavier Rush 61 pass from Tanner Lee (Andrew DiRocco kick)
	2:51	GT	Tony Zenon 19 run (Harrison Butker kick)
	0:00	GT	Harrison Butker 46 FG
3rd	4:14	GT	Tony Zenon 2 run (Harrison Butker kick)
4th	9:05	GT	Tim Byerly 1 run (Harrison Butker kick)

STATISTICS

TEAM STATS	GT	TUL
FIRST DOWNS	24	17
RUSHES-YARDS (NET)	57-344	25-96
PASSING YDS (NET)	15	231
Passes Comp-Att-Int	3-8-1	17-35-3
TOTAL OFFENSE PLAYS-YARDS	65-359	60-327
Fumble Returns-Yards	0-0	1-10
Punt Returns-Yards	1-52	0-0
Kickoff Returns-Yards	3-69	1-28
Interception Returns-Yards	3-10	1-0
Punts (Number-Avg)	1-35.0	2-13.5
Fumbles-Lost	3-2	0-0
Penalties-Yards	4-35	10-69
Possession Time	32:55	27:05
Third-Down Conversions	10 of 12	5 of 11
Fourth-Down Conversions	0 of 0	0 of 2
Red-Zone Scores-Chances	4-6	1-2

INDIVIDUAL STATISTICS

RUSHING: GT – Laskey 12-86, Thomas 10-70, Zenon 8-62, Hill 6-43, Perkins 4-33, Byerly 10-21, Bostic 4-13, Snoddy 2-13, Days 1-3. TUL – Thompson 8-29, Hilliard 8-25, Veal 1-24, Badie 3-15, James 1-9, Powell 1-7, Lee 3-(-13).

PASSING: GT – Thomas 3-8-1-15. TUL – Lee 13-24-3-173, Powell 4-11-0-58.

RECEIVING: GT – Hill 1-11, Perkins 1-4, Laskey 1-0. TUL – Shackleford 5-62, Hilliard 3-31, Rush 2-71, Butler 2-26, Veal 2-19, Jones 2-15, Badies 1-7.

INTERCEPTIONS: GT – Nealy 1-10, D. Smith 1-0, Law. Austin 1-0. TUL – Nickerson 1-0.

FUMBLES: GT – Zenon 1-1, Thomas 1-1, Byerly 1-0. TUL – None.

SACKS (UA-A): GT – Green 1-0, Stargel 1-0, Freeman 1-0. TUL – Thomas 1-0.

TACKLES: GT – Davis 5, D. Smith 5, White 4, Nealy 4, Harrell 3, Milton 3, Marcordes 3. TUL – Marley 11, Townsend 8, Monroe 8, Scofield 6, Doss 4, Thomas 4.

GAME RECAPS

GEORGIA SOUTHERN

1-2

38

GEORGIA TECH

3-0

42

Game 3 • September 13, 2014 • Atlanta, Ga. • Bobby Dodd Stadium

POSTGAME NOTES

- This is the third season under Paul Johnson that the Yellow Jackets have started the season off 3-0. The other two seasons were 2011 and 2013.
- This was the first meeting between the two schools.
- The attendance of 53,173 was the largest non-Georgia home crowd since the Yellow Jackets hosted Clemson in 2011 (55,646) and the largest non-night game since Florida State in 2008 (53,528).
- This was the first time Georgia Tech has allowed its opponent to have two 100-yard rushers since Georgia in 2009.
- Thomas was the first player to throw for four touchdowns since Vad Lee accomplished the feat at Duke last season.
- Thomas was also the first player to pass and rush for a touchdown since Vad Lee against Georgia last year.
- With Thomas' 137 rushing yards and 188 passing yards, he is the first Georgia Tech quarterback to pass and rush for more than 100 yards since Vad Lee rushed for 112 and passed for 169 at North Carolina on Nov. 10, 2012.
- Senior WR DeAndre Smelter recorded his second 100-yard receiving game of his career with 106 yards.

SCORING SUMMARY

SCORING	1	2	3	4	OT	F
Georgia Southern	7	3	20	8	-	38
Georgia Tech	14	21	0	7	-	42

1st	13:45	GT	Justin Thomas 8 run (Harrison Butker kick)
	7:42	GT	Zach Laskey 12 pass from Justin Thomas (Harrison Butker kick)
	6:43	GS	Matt Breida 69 run (Alex Hanks kick)
2nd	14:15	GT	Tim Byerly 1 run (Harrison Butker kick)
	7:27	GT	Darren Waller 4 pass from Justin Thomas (Harrison Butker kick)
	4:26	GS	Alex Hanks 27 FG
	1:50	GT	DeAndre Smelter 57 pass from Justin Thomas (Harrison Butker kick)
3rd	10:04	GS	Kevin Ellison 32 run (Alex Hanks kick)
	7:02	GS	Matt Breida 2 run (Alex Hanks kick)
	1:41	GS	B.J. Johnson 68 pass from Kevin Ellison (Kevin Ellison pass failed)
4th	10:46	GS	L.A. Ramsby 11 run (B.J. Johnson pass from Kevin Ellison)
	0:23	GT	Deon Hill 13 pass from Justin Thomas (Harrison Butker kick)

STATISTICS

TEAM STATS	GS	GT
FIRST DOWNS	22	28
RUSHES-YARDS (NET)	38-283	53-348
PASSING YDS (NET)	245	188
Passes Comp-Att-Int	13-22-0	11-24-0
TOTAL OFFENSE PLAYS-YARDS	60-528	77-536
Fumble Returns-Yards	0-0	0-0
Punt Returns-Yards	1-11	0-0
Kickoff Returns-Yards	2-40	4-75
Interception Returns-Yards	0-0	0-0
Punts (Number-Avg)	3-39.0	5-43.8
Fumbles-Lost	3-1	0-0
Penalties-Yards	5-60	4-55
Possession Time	25:18	34:42
Third-Down Conversions	5 of 10	8 of 14
Fourth-Down Conversions	1 of 1	1 of 1
Red-Zone Scores-Chances	3-3	5-5

INDIVIDUAL STATISTICS

RUSHING: GS – Breida 11-111, Ellison 9-107, Ramsby 9-46, Scott 1-20, Upshaw 3-16, Crockett 1-8, Walker 3(-2), TEAM 1(-23). GT – Thomas 20-137, Laskey 17-80, Perkins 2-59, Hill 4-18, Bostic 2-16, Andrews 2-14, Days 2-12, Zenon 2-11, Byerly 2-1.

PASSING: GS – Upshaw 6-12-0-81, Ellison 7-10-0-164. GT – Thomas 11-24-0-188.

RECEIVING: GS – Walker 5-43, Breida 3-52, Showers 2-66, Johnson 1-68, Govan 1-8, Longoria 1-8. GT – Smelter 4-106, Laskey 2-36, Waller 2-30, Hill 1-13, Snoddy 1-2, Perkins 1-1.

INTERCEPTIONS: GS – None. GT – None.

FUMBLES: GS – Ellison 1-0, Upshaw 1-1, TEAM 1-0. GT – None.

SACKS (UA-A): GS – Battle 1-0. GT – Green 0-1, Rook-Chungong 0-1.

TACKLES: GS – Williams 10, J. Ellison 8, Glover 7, Stanley 5, Dobson 5, Jackson 4, Battle 4. GT – Nealy 8, Davis 7, Golden 6, Smith 4, Freeman 4, Marcordes 3, Milton 3.

GEORGIA TECH

4-0, 1-0

27

VIRGINIA TECH

2-2, 0-1

24

Game 4 • September 20, 2014 • Blacksburg, Va. • Lane Stadium

POSTGAME NOTES

- It was the first Saturday game in the series since 2009 and only the sixth in 12 series meetings. Each of the last four games had been played on either Thursday (2010, 2011, 2013) or Monday (2012).
- Paul Johnson is 6-1 in ACC openers as Georgia Tech head coach.
- Georgia Tech is 17-15 all-time in ACC openers.
- Georgia Tech starts off the season 4-0 for the second time under head coach Paul Johnson.
- P.J. Davis' pick-six was the first defensive score since Quayshawn Nealy recorded a pick-six at Tulane on Sept. 6. Both pick-sixes have occurred on the road.
- Redshirt sophomore QB Justin Thomas posted his second consecutive 100-yard rushing game, rushing for 165 yards on 22 carries with one touchdown.
- Thomas became the first Georgia Tech QB to post back-to-back 100-yard rushing games since Tevin Washington did it in 2011 (120 vs. Maryland, 115 vs. Virginia).
- Senior B-Back Zach Laskey saw his streak of rushing attempts without a negative carry snapped at 75 – dating back to last season at Pittsburgh. Laskey has only three negative carries in 278 career rushing attempts.
- Redshirt freshman DB Corey Griffin recorded his career-first interception in the second quarter.
- Chris Milton's block in the third quarter is the first blocked FG by Georgia Tech since Adam Gotsis blocked Ole Miss kick in the 2013 Music City Bowl.
- P.J. Davis recorded his first interception and first pick-six of his career in the fourth quarter.

SCORING SUMMARY

SCORING	1	2	3	4	OT	F
Georgia Tech	3	7	0	17	-	27
Virginia Tech	3	13	0	8	-	24

1st	10:56	GT	Harrison Butker 43 FG
	6:42	VT	J. Slye 42 FG
2nd	14:51	VT	J. Slye 33 FG
	7:04	VT	M. Williams 6 run (J. Slye kick)
	0:57	GT	Justin Thomas 2 run (Harrison Butker kick)
	0:02	VT	J. Slye 36 FG
4th	11:22	GT	P.J. Davis 41 interception return (Harrison Butker kick)
	8:03	VT	M. Brewer 21 run (B. Hodges pass from M. Brewer)
	2:03	GT	DeAndre Smelter 31 pass from Justin Thomas (Harrison Butker kick)
	0:00	GT	Harrison Butker 24 FG

STATISTICS

TEAM STATS	GT	VT
FIRST DOWNS	19	24
RUSHES-YARDS (NET)	44-250	33-127
PASSING YDS (NET)	125	297
Passes Comp-Att-Int	7-18-0	28-39-3
TOTAL OFFENSE PLAYS-YARDS	62-375	72-424
Fumble Returns-Yards	0-0	0-0
Punt Returns-Yards	0-0	4-17
Kickoff Returns-Yards	3-58	1-29
Interception Returns-Yards	3-41	0-0
Punts (Number-Avg)	4-46.8	3-33.3
Fumbles-Lost	1-1	1-0
Penalties-Yards	8-60	12-79
Possession Time	29:20	30:40
Third-Down Conversions	4 of 12	8 of 14
Fourth-Down Conversions	1 of 2	0 of 0
Red-Zone Scores-Chances	2-3	3-4

INDIVIDUAL STATISTICS

RUSHING: GT – Thomas 22-165, Laskey 17-80, Days 1-6, Zenon 2-3, TEAM 1(-2), Bostic 1(-2). VT – McKenzie 12-51, Williams 10-36, Brewer 4-29, Edmunds 2-10, Knowles 1-7, Coleman 2(-1), Newsome 2(-5).

PASSING: GT – Thomas 7-18-0-125. VT – Brewer 28-39-3-297.

RECEIVING: GT – Smelter 5-101, Hill 1-19, Laskey 1-5. VT – Ford 8-114, Byrn 7-56, Phillips 6-79, Rogers 2-17, Knowles 2-17, Caleb 1-7, Hodges 1-4, Cline 1-3.

INTERCEPTIONS: GT – Davis 1-41, White 1-0, Griffin 1-0. VT – None.

FUMBLES: GT – Thomas 1-1. VT – Williams 1-0.

SACKS (UA-A): GT – Nealy 0-1, Freeman 0-1. VT – Nicolas 1-0.

TACKLES: GT – White 10, Davis 9, Nealy 8, Johnson 6, Golden 6, Smith 5, Freeman 5, Gotsis 5. VT – Williams 17, Riley 9, Nicolas 7, Marshall 6, Jarrett 5, Clark 4, Clarke 4.

2014 REVIEW

GAME RECAPS

MIAMI

3-3, 1-2

17

GEORGIA TECH

5-0, 2-0

28

Game 5 • October 4, 2014 • Atlanta, Ga. • Bobby Dodd Stadium

POSTGAME NOTES

- Georgia Tech is 5-0 for the second time under head coach Paul Johnson and the 18th time in Georgia Tech history. With the win, the Yellow Jackets broke a five-game losing streak against Miami.
- This is the first time in Paul Johnson's career that the Yellow Jackets have beaten Miami and Virginia Tech in the same season.
- Redshirt senior A-back B.J. Bostic scored his first career-touchdown on a two-yard run in the third quarter.
- Laskey had a career-high 29 carries and tied his then-career-high 133 yards, which marks his fourth 100-yard rushing game of his career.
- Laskey is the 25th Georgia Tech player to rush for more than 1,500 yards.
- Laskey's 133-yards were the most yards by a Tech B-back since Preston Lyons rushed for 138 vs. Utah in the 2011 Hyundai Sun Bowl.
- Redshirt sophomore punter Ryan Rodwell rushed for 10 yards on a fake-punt to give Georgia Tech a first down late in the second quarter.

SCORING SUMMARY

SCORING	1	2	3	4	OT	F
Miami	14	0	3	0	–	17
Georgia Tech	7	7	7	7	–	28

1st	12:19	UM	Braxton Berrios 21 pass from Brad Kaaya (Michael Badgley kick)
	7:48	GT	Justin Thomas 1 run (Harrison Butler kick)
	0:00	UM	Duke Johnson 24 run (Michael Badgley kick)
2nd	10:05	GT	Tony Zenon 6 run (Harrison Butler kick)
3rd	8:10	GT	B.J. Bostic 2 run (Harrison Butler kick)
	3:25	UM	Michael Badgley 27 run
4th	11:31	GT	Deon Hill 8 run (Harrison Butler kick)

STATISTICS

TEAM STATS	UM	GT
FIRST DOWNS	19	21
RUSHES-YARDS (NET)	19-107	65-318
PASSING YDS (NET)	245	53
Passes Comp-Att-Int	16-25-2	4-7-0
TOTAL OFFENSE PLAYS-YARDS	44-352	72-371
Fumble Returns-Yards	0-0	0-0
Punt Returns-Yards	1-4	0-0
Kickoff Returns-Yards	3-83	2-67
Interception Returns-Yards	0-0	2-19
Punts (Number-Avg)	1-4	0-0
Fumbles-Lost	0-0	0-0
Penalties-Yards	5-38	7-69
Possession Time	19:15	40:45
Third-Down Conversions	1 of 5	9 of 14
Fourth-Down Conversions	1 of 1	2 of 2
Red-Zone Scores-Chances	1-2	4-4

INDIVIDUAL STATISTICS

RUSHING: UM – Johnson 14-100, Yearby 2-16, Waters 1-0, Kaaya 2(-)9, GT – Laskey 29-133, Perkins 7-65, Thomas 13-27, Zenon 5-22, Bostic 2-21, Days 3-19, Hill 2-16, Rodwell 1-10, Andrews 1-9, TEAM 2(-)4.
 PASSING: UM – Kaaya 16-25-2-245, GT – Thomas 4-7-0-53.
 RECEIVING: UM – Dorsett 3-75, Johnson 3-52, Walford 2-37, Lewis 2-30, Berrios 2-29, Waters 2-20, Coley 1-2, Yearby 1-0, GT – Zenon 2-39, Summers 2-14.
 INTERCEPTIONS: UM – None, GT – Johnson 1-19, Golden 1-0.
 FUMBLES: UM – None, GT – None.
 SACKS (UA-A): UM – Armbrister 1-0, GT – Davis 1-0, Freeman 1-0.
 TACKLES: UM – Pierre 10, Peryman 9, Bush 7, Kamalu 6, Armbrister 5, Grace 5, McCord 4, Gunter 4, Kirby 3, Chickillo 3, GT – Davis 9, Johnson 5, Golden 4, Nealy 4, Smith 3, Gotsis 2, White 2, Harrell 2.

DUKE

5-1, 1-1

31

22 GEORGIA TECH

5-1, 2-1

25

Game 6 • October 11, 2014 • Atlanta, Ga. • Bobby Dodd Stadium

POSTGAME NOTES

- It was the 82nd meeting and the 32nd as ACC Coastal Rivals. Georgia Tech leads the series 50-31-1 and is 28-13-1 at home against Duke. Georgia Tech has won 18 of the last 20 meetings.
- There was a weather delay that began at the end of halftime that lasted 77 minutes due to lightning strikes in the vicinity of the stadium. It began at 2:15 p.m. and ended at 3:32 p.m.
- Tim Byerly threw a career-high seven completions for a career-high 125 yards, rushed for 30 yards and tied his career-high of two touchdowns against the Blue Devils.
- Senior wide receiver Darren Waller hauled in a career-high five receptions for a career-best 96 yards. He had 70 receiving yards in the final 8:13 of the game.
- Redshirt freshman Eason Fromayan made his career-first start at left tackle. This was the first time there was a different starter on the offensive line all season.

SCORING SUMMARY

SCORING	1	2	3	4	OT	F
Duke	7	7	10	7	–	31
Georgia Tech	3	9	0	13	–	25

1st	7:15	GT	Harrison Butler 27 FG
	2:35	DU	Max McCaffrey 4 pass from Anthony Boone (Ross Martin kick)
2nd	14:13	GT	Harrison Butler 26 FG
	4:36	DU	Thomas Sirk 3 run (Ross Martin kick)
	0:40	GT	Zach Laskey 4 run (Zach Laskey run failed)
3rd	10:28	DU	Josh Snead 4 run (Ross Martin kick)
	6:09	DU	Ross Martin 34 FG
4th	8:18	DU	Thomas Sirk 1 run (Ross Martin kick)
	5:04	GT	Tim Byerly 11 run (Tim Byerly pass failed)
	1:27	GT	Tim Byerly 1 run (Harrison Butler kick)

STATISTICS

TEAM STATS	DU	GT
FIRST DOWNS	25	26
RUSHES-YARDS (NET)	47-242	46-282
PASSING YDS (NET)	131	201
Passes Comp-Att-Int	16-26-0	14-26-2
TOTAL OFFENSE PLAYS-YARDS	73-373	72-483
Fumble Returns-Yards	0-0	0-0
Punt Returns-Yards	1-10	0-0
Kickoff Returns-Yards	0-0	4-138
Interception Returns-Yards	2-24	0-0
Punts (Number-Avg)	3-44.3	1-43.0
Fumbles-Lost	0-0	1-1
Penalties-Yards	5-35	8-69
Possession Time	29:44	30:16
Third-Down Conversions	6 of 13	7 of 11
Fourth-Down Conversions	0 of 1	0 of 0
Red-Zone Scores-Chances	5-5	5-6

INDIVIDUAL STATISTICS

RUSHING: DU – Snead 14-102, Ajeigbe 8-53, Boone 10-49, Wilson 7-31, Sirk 5-10, TEAM 3(-)3, GT – Thomas 15-119, Laskey 15-72, Byerly 6-30, Bostic 2-22, Smelter 1-21, Zenon 4-6, Perkins 1-6, Hill 1-5, Days 1-1.
 PASSING: DU – Boone 16-26-0-131, GT – Thomas 6-15-2-61, Byerly 7-10-0-125, Bostic 1-1-0-15.
 RECEIVING: DU – McCaffrey 3-36, Crowder 3-29, Barnes 3-19, Wilson 2-37, Blakeney 2-16, Snead 2-10, Boone 1(-)16, GT – Waller 5-96, Hill 3-48, Smelter 2-21, Byerly 1-15, Bostic 1-13, Summers 1-5, Laskey 1-3.
 INTERCEPTIONS: DU – Cash 1-23, Carmichael 1-1, GT – None.
 FUMBLES: DU – None, GT – Laskey 1-1.
 SACKS (UA-A): DU – DeWalt-Ondijo 1-0, GT – None.
 TACKLES: DU – Edwards 8, Cash 7, Borders 7, Singleton 6, Wolf 5, DeWalt-Ondijo 5, Helton 4, Jones 4, GT – Nealy 10, Davis 8, Smith 7, Freeman 6, White 5, Johnson 5, Law, Austin 5, Travis 4.

GAME RECAPS

GEORGIA TECH

5-2, 2-2

43

NORTH CAROLINA

3-4, 1-2

49

Game 7 • October 18, 2014 • Chapel Hill, N.C. • Chapel Hill, N.C.

POSTGAME NOTES

- The game marked the 50th meeting between the schools – Georgia Tech's sixth-most played rivalry and third-most against an ACC school.
- Georgia Tech leads the all-time series 28-19-3, but had its five-game winning streak in the series snapped. Tech fell to 10-12-3 all-time in Chapel Hill.
- Tech surpassed 600 yards of total offense for the fourth time under head coach Paul Johnson. The 43 points by Georgia Tech were a season-high and the most in an ACC game since a 56-0 win over Syracuse (Oct. 19, 2013) at Bobby Dodd Stadium.
- Senior B-back Zach Laskey gained 74 yards rushing on 15 carries, and moved past former All-American QB Joe Hamilton for 19th on the Jackets' all-time rushing list with 1,777 yards.
- Junior Jamal Golden moved into sixth-place on the Jackets' career kick return yards list with 1,268 yards, surpassing Charlie Rogers (1,264).
- Sophomore LB P.J. Davis registered a game-high 14 tackles (11 solo) – the most by any Yellow Jacket this season and a career-high.

SCORING SUMMARY

SCORING	1	2	3	4	OT	F
Georgia Tech	7	10	7	19	–	43
North Carolina	7	14	14	13	–	48

1st	5:47	GT	Zach Laskey 3 run (Harrison Butker kick)
	1:14	NC	B. Howard 8 pass from M. Williams (N. Weiler kick)
2nd	10:47	GT	Harrison Butker 27 FG
	9:13	NC	R. Switzer 68 pass from M. Williams (N. Weiler kick)
	2:51	NC	R. Switzer 15 pass from M. Williams (N. Weiler kick)
	1:26	GT	Tony Zenon 12 pass from Justin Thomas (Harrison Butker kick)
3rd	12:00	GT	Darren Waller 55 pass from Justin Thomas (Harrison Butker kick)
	8:13	NC	M. Williams 13 run (N. Weiler kick)
	2:41	NC	R. Morris 3 run (N. Weiler kick)
4th	14:50	GT	DeAndre Smelter 46 pass from Justin Thomas (Harrison Butker kick)
	12:34	NC	M. Hollins 36 pass from M. Williams (N. Weiler kick)
	8:00	GT	Zach Laskey 14 run (Justin Thomas rush failed)
	3:07	GT	DeAndre Smelter 75 run (Justin Thomas pass failed)
	0:11	NC	T. Logan 2 run (M. Williams rush failed)

STATISTICS

TEAM STATS	GT	NC
FIRST DOWNS	29	31
RUSHES-YARDS (NET)	51-376	41-189
PASSING YDS (NET)	235	390
Passes Comp-Att-Int	8-18-0	38-47-1
TOTAL OFFENSE PLAYS-YARDS	69-611	88-579
Fumble Returns-Yards	0-0	0-0
Punt Returns-Yards	1-(-5)	0-0
Kickoff Returns-Yards	4-78	3-64
Interception Returns-Yards	1-2	0-0
Punts (Number-Avg)	2-30.0	4-44.3
Fumbles-Lost	1-1	0-0
Penalties-Yards	5-32	4-35
Possession Time	31:30	28:30
Third-Down Conversions	5 of 8	10 of 15
Fourth-Down Conversions	0 of 0	2 of 2
Red-Zone Scores-Chances	4-4	5-5

INDIVIDUAL STATISTICS

RUSHING: GT – Perkins 7-79, Smelter 1-75, Laskey 15-74, Snoddy 5-39, Thomas 15-36, Zenon 4-36, Days 3-25, Hill 1-12.
NC – Logan 14-75, Williams 16-73, Morris 9-41, Proehl, 1-0, Francis 1-0.
PASSING: GT – Thomas 8-18-0-235. NC – Williams 38-47-1-390.
RECEIVING: GT – Smelter 2-58, Zenon 2-37, Waller 1-55, Hill 1-47, Snoddy 1-33, Laskey 1-5. NC – Switzer 9-136, Morris 5-39, Logan 5-31, Howard 4-35, Hollins 3-46, Tabb 3-34, Proehl 3-20, Francis 3-14, Davis 2-14, Thorpe 1-21.
INTERCEPTIONS: GT – Golden 1-2. NC – None.
FUMBLES: GT – Thomas 1-1. NC – None.
SACKS (UA-A): GT – Davis 0-1, Nealy 0-1. NC – Gnonkonde 1-0, Drennon 1-0.
TACKLES: GT – Davis 14, White 11, Smith 10, Nealy 9, Johnson 7, Golden 7, Freeman 4. NC – Simmons 7, Scott 7, Gnonkonde 7, Walker 5, Drennon 5, Miles 4, Farmer 3, Schoettlmer 3, Jones 3.

GEORGIA TECH

6-2, 3-2

56

PITTSBURGH

4-4, 2-2

28

Game 8 • October 25, 2014 • Pittsburgh, Pa. • Heinz Field

POSTGAME NOTES

- It was the ninth meeting between the schools and Georgia Tech's first win in the state Pennsylvania.
- It was also Georgia Tech's first trip to the state of Pennsylvania since 1931, and its first game at Pitt since 1920 (its first game at Heinz Field). The three previous meetings in Pittsburgh (1918, 1919, 1920) were played at Forbes Field.
- With the win, Georgia Tech was now bowl eligible and looked to extend the nation's second longest active bowl streak in the nation with a possible 18 consecutive bowl appearances.
- Pittsburgh's six lost fumbles are tied for the most by a Georgia Tech opponent. Most recently, Tulsa lost six in the 2004 Humanitarian Bowl in Boise.
- Georgia Tech broke the Heinz Field college scoring record for an opponent with 56 points. The previous record was 54 by Rutgers in 2008.
- Pittsburgh's five lost fumbles in the first quarter are tied for the most in a single quarter in FBS history.
- Junior A-Back Broderick Snoddy set career highs for rushing yards (82) and rushing TDs (3). Snoddy tied the Heinz Field record for rushing TDs by an opponent. He tied Kevin Jones (VT, 11/8/03) and Senorise Perry (UL, 10/13/12).
- Quayshawn Nealy became the first Yellow Jacket to recover two fumbles in a game since Joe Anoa'i did it against Tulsa in the 2004 Humanitarian Bowl in Boise.

SCORING SUMMARY

SCORING	1	2	3	4	OT	F
Georgia Tech	28	0	7	21	–	56
Pittsburgh	0	14	7	7	–	28

1st	12:57	GT	Broderick Snoddy 4 run (Harrison Butker kick)
	11:04	GT	Charles Perkins 79 pass from Justin Thomas (Harrison Butker kick)
	10:40	GT	Justin Thomas 14 run (Harrison Butker kick)
	9:44	GT	Broderick Snoddy 34 run (Harrison Butker kick)
2nd	11:32	UP	James Conner 1 run (Chris Blewitt kick)
	6:24	UP	James Conner 4 run (Chris Blewitt kick)
3rd	11:16	GT	Broderick Snoddy 28 run (Harrison Butker kick)
	6:21	UP	James Conner 16 run (Chris Blewitt kick)
4th	11:22	GT	Tony Zenon 57 run (Harrison Butker kick)
	10:01	GT	Deon Hill 8 run (Harrison Butker kick)
	8:19	UP	I. Bennett 35 pass from T. Anderson (Chris Blewitt kick)
	5:01	GT	Matt Connors 6 run (Harrison Butker kick)

STATISTICS

TEAM STATS	GT	UP
FIRST DOWNS	27	19
RUSHES-YARDS (NET)	64-465	31-198
PASSING YDS (NET)	147	328
Passes Comp-Att-Int	5-12-0	23-35-0
TOTAL OFFENSE PLAYS-YARDS	76-612	66-526
Fumble Returns-Yards	1-7	0-0
Punt Returns-Yards	1-0	1-6
Kickoff Returns-Yards	2-33	3-60
Interception Returns-Yards	0-0	0-0
Punts (Number-Avg)	2-41.5	2-42.0
Fumbles-Lost	2-1	7-6
Penalties-Yards	3-15	2-15
Possession Time	33:32	26:28
Third-Down Conversions	6 of 12	8 of 12
Fourth-Down Conversions	1 of 2	0 of 1
Red-Zone Scores-Chances	4-7	3-4

INDIVIDUAL STATISTICS

RUSHING: GT – Days 22-110, Thomas 15-92, Snoddy 6-82, Zenon 3-66, Connors 5-56, Byerly 7-33, Hill 4-17, Bostic 1-6, Andrews 1-3. UP – Conner 10-120, Ibrahim 3-66, James 7-23, Voytik 8-10, Boyd 1-3, Bennett 1-(-7), TEAM 1-(-17).
PASSING: GT – Thomas 5-10-0-147, TEAM 0-1-0-0, Byerly 0-1-0-0. UP – Voytik 15-20-0-193, Anderson 8-15-0-135.
RECEIVING: GT – Smelter 2-44, Waller 2-24, Perkins 1-79. UP – Boyd 9-137, Holtz 3-34, Jones 3-20, Weatherspoon 2-48, Garner 2-18, Bennett 1-35, James 1-23, Ibrahim 1-9, Jennings 1-4.
INTERCEPTIONS: GT – None. UP – None.
FUMBLES: GT – Byerly 1-0, Days 1-1. UP – Voytik 3-2, TEAM 1-1, Conner 1-1, Bennett 1-1, Boyd 1-1.
SACKS (UA-A): GT – Gotsis 2-0, Davis 1-0. UP – None.
TACKLES: GT – Johnson 14, Nealy 7, Davis 6, Golden 5, Smith 4, Freeman 3, Milton 3, White 3. UP – Thomas 15, Vinopal 7, Bradley 7, Mitchell 7, Mosley-Smith 6, Galambos 5, Render 5.

2014 REVIEW

GAME RECAPS

	VIRGINIA	10
	4-5, 2-3	
	GEORGIA TECH	35
	7-2, 4-2	

Game 9 • November 1, 2014 • Atlanta, Ga. • Bobby Dodd Stadium

POSTGAME NOTES

- With the win, Georgia Tech head coach Paul Johnson earned his 100th at the FBS level and improves his FBS record to 100-63, which includes his six seasons at Navy and his six-plus at Georgia Tech. His 161 career wins (including five years at Georgia Southern) rank 10th among active FBS coaches.
- It was the 37th meeting between the ACC Coastal rivals. Georgia Tech leads the series, 19-17-1 and has won five of the last six meetings.
- The Yellow Jackets are now 50-15-1 on homecoming and have won 17 of their last 19 homecoming games.
- The Yellow Jacket defense held Virginia to just 22 yards rushing, which is the fewest yards rushing Georgia Tech has held an opponent to in the Paul Johnson era since holding Pitt to -5 yards on Nov. 2, 2013.
- Senior Synjyn Days recorded his second consecutive 100-yard rushing game of his career with 147 yards. Days also had a career-long 33-yard rush.
- Junior Adam Gotsis recorded his second career interception in the third quarter against Virginia.
- Senior wide receiver DeAndre Smelter recorded his fourth career 100-yard receiving game with four receptions for 107 yards and one touchdown.

SCORING SUMMARY

SCORING	1	2	3	4	OT	F
Virginia	7	3	0	0	—	10
Georgia Tech	14	7	7	7	—	35

1st	10:11	GT	Deon Hill 14 run (Harrison Butker kick)
	4:04	GT	DeAndre Smelter 18 pass from Justin Thomas (Harrison Butker kick)
	1:10	UVA	Zachary Swanson 13 pass from Greyson Lambert (Ian Frye kick)
2nd	14:53	GT	Darren Waller 11 pass from Justin Thomas (Harrison Butker kick)
	4:18	UGA	Ian Frye 22 FG
3rd	8:28	GT	Synjyn Days 4 run (Harrison Butker kick)
4th	7:01	GT	Synjyn Days 17 pass from Justin Thomas (Harrison Butker kick)

STATISTICS

TEAM STATS	UVA	GT
FIRST DOWNS	15	23
RUSHES-YARDS (NET)	16-22	63-268
PASSING YDS (NET)	262	141
Passes Comp-Att-Int	23-41-2	7-13-1
TOTAL OFFENSE PLAYS-YARDS	57-284	76-409
Fumble Returns-Yards	0-0	0-0
Punt Returns-Yards	3(-4)	1-0
Kickoff Returns-Yards	4-87	2-35
Interception Returns-Yards	1(-1)	2-0
Punts (Number-Avg)	5-33.0	3-39.7
Fumbles-Lost	4-0	2-0
Penalties-Yards	6-61	4-30
Possession Time	21:05	38:55
Third-Down Conversions	3 of 12	8 of 15
Fourth-Down Conversions	1 of 3	2 of 3
Red-Zone Scores-Chances	2-3	5-6

INDIVIDUAL STATISTICS

RUSHING: UVA – Shepherd 4-15, Parks 5-13, Mizzell 2-5, Jennings 1-4, Lambert 3(-5), TEAM 1(-10). GT – Days 24-147, Snoddy 7-52, Byerly 7-32, Hill 2-17, Zenon 3-10, Connors 4-7, Thomas 13-4, Andrews 3(-1).

PASSING: UVA – Lambert 19-32-2-230, Johnson 4-9-0-32, TEAM 0-0-0-0. GT – Thomas 7-13-1-141.

RECEIVING: UVA – Severin 5-64, Mizzell 4-33, Parks 4-16, Jennings 3-76, Johnson 3-36, Swanson 2-25, Watford 1-7, Shepherd 1-5. GT – Smelter 4-107, Waller 2-17, Days 1-17.

INTERCEPTIONS: UVA – Harris 1(-1). GT – Gotsis 1-0, Golden 1-0.

FUMBLES: UVA – Shepherd 2-0, Lambert 1-0, TEAM 1-0. GT – Thomas 1-0, Golden 1-0.

SACKS (UA-A): UVA – None. GT – Davis 1-0, Freeman 1-0.

TACKLES: UVA – Blanding 13, Harris 10, Valles 9, Coley 8, Moore 7, Harold 5, Romero 5, Kiser 3. GT – White 6, Davis 5, Freeman 5, Gotsis 3, Nealy 3, Smith 3.

	24 GEORGIA TECH	56
	8-2, 5-2	
	NC STATE	23
	5-5, 1-5	

Game 10 • November 8, 2014 • Raleigh, N.C. • Carter-Finley Stadium

POSTGAME NOTES

- It was the 29th series meeting and the first since 2011. Georgia Tech leads the all-time series 19-10 and is now 9-6 in Raleigh. The Jackets have now won five straight games at NC State.
- Since a 2000 road OT loss at NC State, Georgia Tech is 19-4 in its last 23 road games in North Carolina, and 8-2 under head coach Paul Johnson.
- With the win, Paul Johnson has now won 8+ games in 14 of his 18 seasons as head coach, including 2008, 2009, and 2011 at Georgia Tech.
- It was Georgia Tech's third consecutive "Homecoming" game. Georgia Tech defeated Pittsburgh, 56-28, on Oct. 25 on the Panthers' Homecoming. Last weekend, the Jackets beat Virginia 35-10 for their 66th Homecoming game.
- With the win, the Jackets secured their fourth straight season with a winning record in ACC play (5-3 in 2011, 2012, and 2013).
- Redshirt sophomore QB Justin Thomas became the 6th Tech QB to rush for 1,000 yards and the 44th 1,000-yard rusher in program history.
- Senior B-Back Synjyn Days rushes for a career-high 157 yards - his third consecutive 100-yard rushing game.
- DB D.J. White recorded his career-first pick-6 with a 38-yard interception return for a TD in the second quarter.
- LB Quayshawn Nealy recorded his fourth career defensive score with a 43-yard fumble return for a TD in the second quarter.

SCORING SUMMARY

SCORING	1	2	3	4	OT	F
Georgia Tech	14	21	14	7	—	56
NC State	13	3	0	7	—	23

1st	10:34	GT	Justin Thomas 16 run (Harrison Butker kick)
	7:39	ST	J. Brissett 15 run (N. Sade kick blocked)
	1:45	ST	M. Dayes 17 run (N. Sade kick)
	0:02	GT	Synjyn Days 53 run (Harrison Butker kick)
2nd	9:26	GT	D.J. White 38 interception return (Harrison Butker kick)
	7:12	GT	Quayshawn Nealy 43 fumble recovery (Harrison Butker kick)
	0:28	GT	Tim Byerly 2 run (Harrison Butker kick)
	0:00	ST	N. Sade 46 FG
3rd	10:49	GT	Tim Byerly 1 run (Harrison Butker kick)
	3:23	GT	Matt Connors 3 run (Harrison Butker kick)
4th	10:11	GT	Antonio Messick 16 pass from Tim Byerly (Harrison Butker kick)
	7:05	ST	D. Grinnage 19 pass from J. Brissett (N. Sade kick)

STATISTICS

TEAM STATS	GT	ST
FIRST DOWNS	30	23
RUSHES-YARDS (NET)	64-479	28-155
PASSING YDS (NET)	70	213
Passes Comp-Att-Int	7-8-0	18-35-2
TOTAL OFFENSE PLAYS-YARDS	72-549	63-368
Fumble Returns-Yards	1-43	0-0
Punt Returns-Yards	3-17	0-0
Kickoff Returns-Yards	1-26	6-132
Interception Returns-Yards	2-109	0-0
Punts (Number-Avg)	0-0	4-41.5
Fumbles-Lost	3-2	1-1
Penalties-Yards	8-62	6-52
Possession Time	36:30	23:30
Third-Down Conversions	8 of 10	6 of 12
Fourth-Down Conversions	0 of 0	1 of 1
Red-Zone Scores-Chances	5-6	3-4

INDIVIDUAL STATISTICS

RUSHING: GT – Days 19-157, Byerly 13-87, Thomas 6-60, Zenon 6-54, Connors 11-46, Snoddy 5-37, Bostic 2-20, Willis 2-18. ST – Brissett 9-77, Thornton 10-42, Dayes 7-29, Samuels 1-6, Underwood 1-1.

PASSING: GT – Thomas 5-6-0-47, Byerly 2-2-23. ST – Brissett 18-35-2-213.

RECEIVING: GT – Smelter 3-25, Messick 1-16, Waller 1-16, Dennis 1-7, Days 1-6. ST – Hines 6-70, Alston 3-28, Cherry 2-42, Grinnage 2-27, Thornton 2-16, Purvis 2-10, Valdes-Scan 1-20.

INTERCEPTIONS: GT – White 1-38, Nealy 1-1. ST – None.

FUMBLES: GT – Dennis 1-0, Days 1-1, Nealy 1-1. ST – Brissett 1-1.

SACKS (UA-A): GT – Marcordes 1-0. ST – None.

TACKLES: GT – Davis 9, White 7, Nealy 6, Smith 5, Marcordes 4, Golden 4, Law Austin 4, Johnson 4, Freeman 4. ST – Fernandez 10, Moore 8, Teal 8, Pittman 8, Jones 6, McGill 5, Noel 5.

GAME RECAPS



19	CLEMSON	6
7-3, 6-2		



22	GEORGIA TECH	28
9-2, 6-2		

Game 11 • November 15, 2014 • Atlanta, Ga. • Bobby Dodd Stadium

POSTGAME NOTES

- Clemson is Georgia Tech's fourth-most played rival. Saturday was the 80th series meeting between the schools and the first in Atlanta since 2011.
- Georgia Tech leads the all-time series 51-27-2, including a 44-13-2 mark at home.
- Tech has won five straight at home vs. Clemson – with the Tigers' last win in 2003.
- Saturday was the 17th time that Georgia Tech was ranked when playing Clemson – and the first with both teams ranked since the 2009 ACC Championship Game. The Jackets are 13-4 when ranked against the Tigers.
- Georgia Tech's six ACC wins are the most by the Jackets since winning seven in 2009.
- This was the first time Clemson has been held without a touchdown since a 13-3 loss on Sept. 29, 2007, to Georgia Tech.
- This is Georgia Tech's first win against a ranked team since beating #6/6 Clemson on Oct. 29, 2011.
- Senior DB Jamal Golden recorded his first-career defensive TD, returning an interception thrown by Cole Stoudt 85 yards for a TD – his first TD since 2012 (two kick returns for a score that season).
- Senior WR DeAndre Smelter became the 21st 1,000-yard receiver in Georgia Tech history after recording five receptions for 77 yards against Clemson.
- Golden's 85-yard pick-6 is tied for the seventh longest in school history and the longest since Tyler Marcordes' 95-yard return vs. Elon in 2013.
- Senior B-Back Synjyn Days became the 45th 1,000-yard rusher in school history – and second in as many weeks – with a 9-yard rush at the end of the second quarter.

SCORING SUMMARY

SCORING	1	2	3	4	OT	F
Clemson	3	0	3	0	–	6
Georgia Tech	6	3	16	3	–	28

1st	6:30	CJ	Ammon Lakip 27 FG
	0:22	GT	Jamal Golden 85 interception return (Ryan Rodwell rush failed)
2nd	9:07	GT	Harrison Butker 25 FG
3rd	12:45	GT	DeAndre Smelter 5 pass from Justin Thomas (Harrison Butker kick)
	9:14	GT	Harrison Butker 32 FG
	5:47	CJ	Ammon Lakip 32 FG
	1:23	GT	Chris Milton 62 interception return (Justin Thomas rush failed)
4th	8:25	GT	Harrison Butker 42 FG

STATISTICS

TEAM STATS	CJ	GT
FIRST DOWNS	10	16
RUSHES-YARDS (NET)	33-131	50-251
PASSING YDS (NET)	59	102
Passes Comp-Att-Int	11-21-3	8-11-0
TOTAL OFFENSE PLAYS-YARDS	54-190	61-353
Fumble Returns-Yards	0-0	0-0
Punt Returns-Yards	1-6	2-8
Kickoff Returns-Yards	2-54	2-40
Interception Returns-Yards	0-0	3-147
Punts (Number-Avg)	6-41.7	1-45.0
Fumbles-Lost	0-0	2-2
Penalties-Yards	3-21	2-10
Possession Time	24:52	35:08
Third-Down Conversions	3 of 13	7 of 14
Fourth-Down Conversions	0 of 0	0 of 1
Red-Zone Scores-Chances	2-3	4-5

INDIVIDUAL STATISTICS

RUSHING: CJ – Gallman 15-88, Watson 7-40, Stoudt 3-11, Scott 1-7, Davidson 3-1, Schuessler 4 (-16). GT – Days 20-89, Snoddy 2-51, Thomas 11-46, Andrews 2-34, Laskey 4-13, Perkins 3-11, Hill 1-6, Zenon 5-5, Bostic 1 (-1), TEAM 1 (-3).
 PASSING: CJ – Stoudt 3-11-3-19, Watson 4-6-0-21, Schuessler 4-4-0-19. GT – Thomas 8-11-0-102.
 RECEIVING: CJ – Scott 3-19, Gallman 3-8, Seckinger 2-7, Peake 1-11, Leggett 1-8, Humphries 1-6. GT – Smelter 5-77, Waller 2-10, Zenon 1-15.
 INTERCEPTIONS: CJ – None. GT – Golden 1-85, White 1-0, Milton 1-62.
 FUMBLES: CJ – None. GT – Zenon 1-1, Laskey 1-1.
 SACKS (UA-A): CJ – O'Daniel 1-0, Kearse 1-0, Steward 1-0. GT – Marcordes 1-0, Davis 0-1, Nealy 0-1.
 TACKLES: CJ – O'Daniel 10, Jarrett 7, Boulware 5, Goodson 5, Smith 5, Anthony 5, Lawson 4, Watson 4. GT – Davis 13, Nealy 10, Golden 5, White 4, Simmons 4.



16	GEORGIA TECH	30
10-2		



9	GEORGIA	24
9-3		

Game 12 • November 29, 2014 • Athens, Ga. • Sanford Stadium

POSTGAME NOTES

- Georgia Tech is now 5-7 all-time in OT games. It was Tech's first OT win since Nov. 7, 2009 vs. Wake Forest (30-27). Tech had lost its last four OT games prior to Saturday – Utah (2011 Sun Bowl), at Virginia Tech (2012), Miami (2012), and Georgia (2013).
- It was the 109th edition of "Clean, Old-Fashioned Hate" – the most-played rivalry in Georgia Tech history. Georgia leads the all-time series, 64-40-5, and holds a 30-14-1 advantage in Athens.
- The win snapped Tech's five-game losing streak to Georgia. Tech is now 4-5 in its last nine trips to Athens, including a 2-2 mark under head coach Paul Johnson.
- Georgia Tech has reached the 10-win mark for only the ninth time in school history – 1928 (10-0), 1947 (10-1), 1951 (11-0-1), 1952 (12-0), 1956 (10-1), 1990 (11-0-1), 1998 (10-2), 2009 (11-3), and 2014.
- Damian Swann's 99-yard fumble return for a touchdown in the third quarter is longest fumble return ever by a Georgia Tech opponent.
- Georgia Tech was held scoreless in the 1Q for the time since Nov. 14, 2013, at Clemson, and the first time in a non-conference game since Nov. 26, 2011, vs. Georgia.
- Senior Zach Laskey rushed for a career-high 140 yards and a career-high 3 TDs. His previous career high was 133 yards set earlier this year vs. Miami.
- Sophomore PK Harrison Butker kicked a career-long 53-yard field goal to send the game to OT – his career-first made FG of 50+ yards.
- Butker's kick was the 19th made FG of 50+ yards in Georgia Tech history, and the first since Travis Bell's 51-yard kick vs. Virginia on Sept. 22, 2007.

SCORING SUMMARY

SCORING	1	2	3	4	OT	F
Georgia Tech	0	7	7	10	6	30
Georgia	7	0	7	10	0	24

1st	10:57	UGA	Nick Chubb 1 run (Marshall Morgan kick)
2nd	0:08	GT	Darren Waller 7 pass from Justin Thomas (Harrison Butker kick)
3rd	8:42	UGA	Damian Swann 99 fumble return (Marshall Morgan kick)
	2:13	GT	Zach Laskey 4 run (Harrison Butker kick)
4th	11:19	UGA	Marshall Morgan 19 FG
	4:22	GT	Zach Laskey 8 run (Harrison Butker kick)
	0:18	UGA	M. Mitchell 3 pass from Hutson Mason (Marshall Morgan kick)
	0:00	GT	Harrison Butker 53 FG
OT	15:00	GT	Zach Laskey 2 run (Harrison Butker kick blocked)

STATISTICS

TEAM STATS	GT	UGA
FIRST DOWNS	32	21
RUSHES-YARDS (NET)	70-399	39-194
PASSING YDS (NET)	64	194
Passes Comp-Att-Int	6-16-0	18-28-1
TOTAL OFFENSE PLAYS-YARDS	86-463	67-388
Fumble Returns-Yards	0-0	1-99
Punt Returns-Yards	0-0	1-1
Kickoff Returns-Yards	4-54	1-5
Interception Returns-Yards	1-0	0-0
Punts (Number-Avg)	3-41.3	1-41.0
Fumbles-Lost	3-2	2-2
Penalties-Yards	5-24	2-20
Possession Time	36:23	23:37
Third-Down Conversions	8 of 16	4 of 11
Fourth-Down Conversions	2 of 2	4 of 4
Red-Zone Scores-Chances	4-7	3-6

INDIVIDUAL STATISTICS

RUSHING: GT – Laskey 26-140, Days 16-94, Hill 5-56, Perkins 6-48, Thomas 12-34, Andrews 3-22, Smelter 1-7, Zenon 1 (-2). UGA – Chubb 25-129, Michel 9-49, Morgan 1-28, TEAM 1 (-1), McKenzie 1 (-2), Mason 2 (-9).
 PASSING: GT – Thomas 6-16-0-64. UGA – Mason 18-28-1-194.
 RECEIVING: GT – Smelter 3-44, Hill 2-13, Waller 1-7. UGA – Mitchell 7-56, Conley 3-45, Chubb 3-36, Rumph 2-28, Rome 2-23, Blazevich 1-6.
 INTERCEPTIONS: GT – White 1-0. UGA – None.
 FUMBLES: GT – Thomas 2-2, Days 1-0. UGA – Chubb 1-1, Michel 1-1.
 SACKS (UA-A): GT – Freeman 1-0, McNair 1-0. UGA – None.
 TACKLES: GT – Johnson 10, Nealy 9, Davis 7, Marcordes 7, Smith 6, Milton 5, Freeman 5. UGA – Wilson 19, Herrera 19, Swann 10, Drew 9, Carter 8, Floyd 7.

2014 REVIEW

GAME RECAPS

4 FLORIDA STATE

13-0

37

11 GEORGIA TECH

10-3

35

Game 13 • December 6, 2014 • Charlotte, N.C. • Bank of America Stadium

POSTGAME NOTES

- Georgia Tech made its fourth ACC Football Championship Game appearance (2006, 2009, 2012, 2014) and its third in six years. Tech is 1-3 in the ACC Football Championship Game. All four games have been decided by five points or less.
- Georgia Tech is 32-32 all-time when playing in a pro venue, including a 56-28 win earlier this season over Pitt at the Steelers' Heinz Field.
- Georgia Tech is the first team to score TDs in each of its first two possessions in ACC Championship game history.
- Florida State (4) and Georgia Tech (11) have the lowest combined Top 25 rank in ACC Football Championship Game history.
- Georgia Tech played a Top 25 team for the third consecutive week (first time since 1998).
- This is the first game the Jackets have played a reigning or current Heisman Trophy winner since Florida's Steve Spurrier in the 1967 Orange Bowl.
- Georgia Tech broke the school record for touchdowns scored in a season, scoring five TDs against Florida State to surpass the previous mark of 63 set in 2012.
- Georgia Tech rushed for 331 yards, the second most in an ACC Championship game. The only total that is higher is the 333 rushing yards by the Jackets in 2009 against Clemson.
- Georgia Tech had 331 yards rushing, which marks the first 300-yard rushing game against Florida State since 2009 (Florida, 311).
- Georgia Tech's 35 points scored and 465 yards of total offense were the most by the losing team in the ACC Championship Game.

SCORING SUMMARY

SCORING	1	2	3	4	OT	F
Florida State	7	21	3	6	—	37
Georgia Tech	14	7	7	7	—	35

1st	9:50	GT	Synjyn Days 1 run (Harrison Butker kick)
	7:42	FSU	Nick O'Leary 46 pass from Jameis Winston (Roberto Aguayo kick)
	1:45	GT	Synjyn Days 1 run (Harrison Butker kick)
2nd	14:10	FSU	Dalvin Cook 1 run (Roberto Aguayo kick)
	8:02	GT	Zach Laskey 4 run (Harrison Butker kick)
	5:40	FSU	Rashad Greene 44 pass from Jameis Winston (Roberto Aguayo kick)
	0:30	FSU	Rashad Greene 9 pass from Jameis Winston (Roberto Aguayo kick)
3rd	8:01	GT	Synjyn Days 1 run (Harrison Butker kick)
	3:13	FSU	Roberto Aguayo 33 FG
4th	10:25	FSU	Roberto Aguayo 32 FG
	4:28	FSU	Roberto Aguayo 28 FG
	1:47	GT	Darren Waller 25 pass from Justin Thomas (Harrison Butker kick)

STATISTICS

TEAM STATS	FSU	GT
FIRST DOWNS	24	28
RUSHES-YARDS (NET)	33-179	59-331
PASSING YDS (NET)	309	134
Passes Comp-Att-Int	21-30-0	8-14-1
TOTAL OFFENSE PLAYS-YARDS	63-488	73-465
Fumble Returns-Yards	0-0	0-0
Punt Returns-Yards	0-0	1-1
Kickoff Returns-Yards	3-79	3-45
Interception Returns-Yards	1-4	0-0
Punts (Number-Avg)	2-42.0	2-34.5
Fumbles-Lost	0-0	0-0
Penalties-Yards	5-45	3-20
Possession Time	25:05	34:55
Third-Down Conversions	7 of 12	5 of 10
Fourth-Down Conversions	0 of 0	1 of 2
Red-Zone Scores-Chances	5-5	4-4

INDIVIDUAL STATISTICS

RUSHING: FSU – Cook 31-177, Winston 1-5, TEAM 1-(-3). GT – Thomas 11-104, Days 19-67, Perkins 9-64, Laskey 11-40, Andrews 3-24, Hill 3-19, Bostic 2-7, Zenon 1-6.
 PASSING: FSU – Winston 21-30-0-309. GT – Thomas 8-14-1-134.
 RECEIVING: FSU – Greene 7-123, Cook 5-43, Rudolph 5-40, O'Leary 3-97, Stevenson 1-6. GT – Waller 5-73, Hill 1-27, Bostic 1-24, Days 1-10.
 INTERCEPTIONS: FSU – Brutus 1-4. GT – None.
 FUMBLES: FSU – None. GT – None.
 SACKS (UA-A): FSU – None. GT – None.
 TACKLES: FSU – Northrup 12, Andrews 10, P.J. Williams 9, Hollin 7, Ramsey 6, Nnadi 6. GT – Davis 11, Smith 10, Golden 7, Nealy 6, Freeman 5, Gotsis 4.

7 MISSISSIPPI STATE

10-3

34

12 GEORGIA TECH

11-3

49

Game 14 • December 31, 2014 • Miami Gardens, Fla. • Sun Life Stadium

POSTGAME NOTES

- Georgia Tech made its seventh Orange Bowl appearance and first since 2010.
- 2014 Orange Bowl was the program's 43rd bowl appearance.
- Georgia Tech reached the 11-win mark for only the fifth time in school history – 1951 (11-0-1), 1952 (12-0), 1990 (11-0-1), and 2009 (11-3).
- Georgia Tech's 49 points were the most in a bowl game by the Jackets since scoring 51 in the 2004 Champs Sports Bowl (a 51-14 win over Syracuse).
- With the win, Georgia Tech defeated a former No. 1 team in a bowl game for the second time and three years (USC in 2012 Sun Bowl).
- Georgia Tech played a Top 25 team for the fourth consecutive game for the first time since 1959 (SMU, Clemson, Tennessee, Auburn).
- Georgia Tech set the school single-season rushing mark. The previous mark was 4,357 set during the 2012 season.
- Sophomore QB Justin Thomas became the second QB in Georgia Tech history to rush for 1,000 yards in a single season. He surpassed Josh Nesbitt's mark of 1,037 to set the Tech record for single-season rushing yards by a QB in school history.
- Senior WR Darren Waller posted his career-first 100-yard receiving game. He set career-highs for receiving yards and receptions.
- Senior B-Back Synjyn Days' 69-yard third-quarter run was the longest by a Georgia Tech B-Back since Jon Dwyer (69-yard TD run) vs. Florida State in 2009.
- Senior B-Back Zach Laskey became the 14th player in school history to rush for 2,000 yards in a career.

SCORING SUMMARY

SCORING	1	2	3	4	OT	F
Mississippi State	0	20	0	14	—	34
Georgia Tech	14	7	21	7	—	49

1st	12:38	GT	Synjyn Days 3 run (Harrison Butker kick)
	1:37	GT	Darren Waller 41 pass from Justin Thomas (Harrison Butker kick)
2nd	12:57	MSU	Evan Sobiesk 32 FG
	9:53	MSU	Dak Prescott 5 run (Evan Sobiesk kick)
	5:12	MSU	Evan Sobiesk 30 FG
	0:29	GT	Justin Thomas 13 run (Harrison Butker kick)
	0:00	MSU	Fred Ross 42 pass from Dak Prescott (Evan Sobiesk kick)
3rd	14:05	GT	Synjyn Days 69 run (Harrison Butker kick)
	7:58	GT	Justin Thomas 32 run (Harrison Butker kick)
	4:17	GT	Justin Thomas 15 run (Harrison Butker kick)
4th	14:53	MSU	D. Wilson 7 pass from Dak Prescott (Evan Sobiesk kick)
	11:54	GT	Synjyn Days 4 run (Harrison Butker kick)
	2:20	MSU	D.Wilson 12 pass from Dak Prescott (Evan Sobiesk kick)

STATISTICS

TEAM STATS	MSU	GT
FIRST DOWNS	33	26
RUSHES-YARDS (NET)	33-152	61-452
PASSING YDS (NET)	453	125
Passes Comp-Att-Int	33-51-1	7-12-1
TOTAL OFFENSE PLAYS-YARDS	84-605	73-577
Fumble Returns-Yards	1-1	1-0
Punt Returns-Yards	2-51	0-0
Kickoff Returns-Yards	3-52	2-34
Interception Returns-Yards	1-0	1-0
Punts (Number-Avg)	1-51.0	3-33.7
Fumbles-Lost	1-1	1-0
Penalties-Yards	5-40	3-45
Possession Time	25:13	34:47
Third-Down Conversions	6 of 14	9 of 13
Fourth-Down Conversions	1 of 4	0 of 0
Red-Zone Scores-Chances	5-6	4-4


INDIVIDUAL STATISTICS

RUSHING: MSU – Robinson 13-75, Prescott 15-47, Shumpert 4-25, Lewis 1-5. GT – Days 21-171, Thomas 14-129, Laskey 10-63, Perkins 7-59, Hill 5-23, Bostic 2-15, Andrews 1-1, TEAM 1-(-1).
 PASSING: MSU – Prescott 33-51-1-453. GT – Thomas 7-12-1-125.
 RECEIVING: MSU – Wilson 9-105, Morrow 6-117, Ross 6-102, Lewis 5-63, M. Johnson 3-36, R. Johnson 1-17, Walley 1-7, Brown 1-6. GT – Waller 5-114, Summers 2-11.
 INTERCEPTIONS: MSU – Brown 1-0. GT – Milton 1-0.
 FUMBLES: MSU – Prescott 1-1. GT – Thomas 1-0.
 SACKS (UA-A): MSU – Jefferson 1-0. GT – Gotsis 1-0, Rook-Chungong 1-0.
 TACKLES: MSU – Evans 10, McKinney 10, Coman 6, Redmond 5, Jackson 5, Brown 4, Jefferson 4, Jones 4, Smith 4. GT – Davis 11, Golden 8, Johnson 8, Milton 8, Green 5, White 4, Gotsis 4.

HISTORY

Tech Football Timeline	84-86
Memorable Games	87
Year-by-Year Records	88-89
Year-by-Year Results	90-99
Head Coaches	100
Assistant Coaches	101-102
Series Records	103
Series History	104-110
Georgia Tech vs. FBS	111
Miscellaneous History	112-116
Bowl History	117
Bowl Records	118
All-Americans	119-120
Honors	121-127
#ProJackets in NFL	128-132
Letterwinners	133-141
All-Time Starting Lineups	142-145
Hall of Fame	146

TECH FOOTBALL TIMELINE



NOVEMBER 5, 1892

Georgia Tech's first ever football game came against Mercer on Nov. 5, 1892. Mercer won the game, played at Macon's Central Park, 12-6. The Yellow Jackets went 0-3 in their inaugural season, also losing to Vanderbilt and Auburn.




1893

Lt. Leonard Wood was a star quarterback and co-head coach on the 1893 team that played – and beat – rival Georgia for the first time, 28-6, in Athens. After the 1894 season Wood was assigned to Ft. McPherson and he went on to win the Congressional Medal of Honor for participating in the Indian wars against Geronimo. He then was the colonel who formed the volunteer brigade called the Rough Riders during the Spanish American War (Teddy Roosevelt gets the credit but was the Lt. Colonel under Wood). He later went to Washington when Roosevelt became President and served in a variety of roles, including Army Chief of Staff. In 1920, he unsuccessfully ran as a Republican for U.S. President.

1901

Georgia Tech's first unbeaten team was in 1901. After going winless from 1897-1900, the Yellow Jackets went 4-0-1 in 1901, shutting out four opponents and tying Furman, 5-5.



1904

John Heisman took over as Georgia Tech's head football coach. He coached 16 seasons, compiling a remarkable 102-29-7 (.779) record, including four unbeaten campaigns. Heisman's original contract called for him to coach the football and baseball teams for a paltry sum of \$2,250 (less \$500 for supplies), plus 30 percent of the gate receipts.

1908

After playing its home games at Piedmont Park, Brisbane Park and briefly on the Flats, Georgia Tech played home games at Ponce de Leon Park from 1908 to 1911.



1913

Upon his hiring in 1904, John Heisman desired for Georgia Tech to play home games in an on-campus stadium. In 1905, Heisman had 300 convict laborers clear rocks, remove tree stumps and level the field. Tech first played home games on the Flats in '05. Later, John W. Grant donated \$15,000 towards the construction of the field's first permanent stands, and Grant Field was named in honor of his deceased son, Hugh Inman Grant. Tech permanently began playing its home games on Grant Field in 1913.



OCTOBER 7, 1916

The most lopsided game – Georgia Tech 222, Cumberland 0 – of all time happened in Atlanta on Oct. 7, 1916. The previous spring, Cumberland's baseball team had trounced Tech. Cumberland University was located in Lebanon, Tenn., and the Cumberland squad was actually comprised of professional players from nearby Nashville. Georgia Tech head coach John Heisman was not amused, and the Tech students and alumni howled for revenge, so Heisman offered the Bulldogs a \$500 guarantee to come to Atlanta for a football game. In the game, Tech scored 32 touchdowns, averaged 3.8 points per minute, carried the ball for 978 yards, and never threw a pass. Cumberland, since it was losing yardage faster than it was gaining real estate, began to kick the football back to the Jackets immediately after Tech kicked off to them. Amazingly, neither team made a first down in the game because Tech scored within four downs on every possession. All-American Everett Strupper led Tech with six touchdowns.



1917

The 1917 Yellow Jacket team claimed a share of Tech's first national championship. Tech went a perfect 9-0, outscoring opponents by a combined score of 491-17.

1920

William Alexander began the first of 25 years as Georgia Tech's head coach, serving from 1920-1944.

1921

Georgia Tech and 13 other schools left the Southern Intercollegiate Athletic Association to form the Southern Conference, which was housed in Atlanta.

ORIGINAL SOUTHERN CONFERENCE MEMBERS

Alabama
Auburn
Clemson
Georgia
Georgia Tech
Kentucky
Maryland
Mississippi State
North Carolina
NC State
Tennessee
Virginia
Virginia Tech
Washington & Lee

1928

Tech went a perfect 10-0, winning the Southern Conference title and a share of their second national championship. Tech allowed more than seven points just once, beating Notre Dame, Alabama, Auburn, Georgia and ultimately, California in the Rose Bowl.



JANUARY 1, 1929

The most stunning play in Rose Bowl history propelled Georgia Tech to its first bowl victory when Roy Riegels' infamous Wrong Way Run turned out right as the Ramblin Wreck beat California, 8-7, in the 1929 Rose Bowl. Early in the second quarter, with the score tied 0-0, Tech halfback Stumpy Thomason was hit by the Golden Bears' Benny Lom. He fumbled near the Tech 35-yard line, and Riegels scooped up the bouncing ball. He got a good block from a teammate, slipped off a tackler and spun around. But something was wrong.

TECH FOOTBALL TIMELINE

"Stop, Roy! You're running the wrong way," yelled Lom. Riegels thought the speedier Lom was asking for a lateral. At the 10-yard line, Lom grabbed Riegels, but Riegels shook him loose. Finally, at the one-yard line, Lom pulled Riegels down, but not before a 64-yard run into immortality. California still had the ball. On the first play, the Golden Bears attempted to punt the ball out of the end zone with Riegels snapping to Lom. However, Tech's Vance Maree blocked the punt, which rolled out of bounds for a safety. Both teams traded touchdowns in the second half, and Tech eventually prevailed, 8-7, in one of the strangest games ever played. Tech's Rose Bowl win capped a perfect 10-0 season, the first undefeated season for head coach William Alexander, and the Rambling Wreck captured its second national title.

DECEMBER 8-9, 1932

Georgia Tech was one of 13 schools that left the Southern Conference to form the Southeastern Conference. Tech remained in the SEC through 1963, winning or sharing five league titles.

ORIGINAL SEC MEMBERS

- Alabama
- Auburn
- Florida
- Georgia
- Georgia Tech
- Kentucky
- LSU
- Mississippi
- Mississippi State
- Tennessee
- Tulane
- University of the South (Sewanee)
- Vanderbilt

SEPTEMBER 26, 1936

The first night game in Georgia Tech football history came on Sept. 26, 1936. The Yellow Jackets trounced visiting Presbyterian, 55-0, under the lights. Ever since, Grant Field / Bobby Dodd Stadium has been considered one of the top night-game atmospheres in all of college football.

JANUARY 1, 1940

Following the 1939 season, Georgia Tech made the first of five appearances in the Orange Bowl, upsetting Missouri 21-7 on Jan. 1, 1940. Earlier that season, Tech made its first appearance in the Associated Press poll, which began in 1936.



1942

The only retired jersey in Georgia Tech's storied football history is the No. 19 worn by running back Clint Castleberry in 1942. Though just a freshman, he finished third in the Heisman Trophy voting as he led Tech to a 9-2 record, highlighted by historic victories at Notre Dame and Navy and capped by a berth in the Cotton Bowl. Just weeks later, he enlisted in the U.S. Army, and on Nov. 7, 1944, his plane disappeared.

For one fleeting season in 1942, Clint Castleberry blazed across the football field like a 'crazed jackrabbit.' Some said he could have been the greatest Tech player in history, if it weren't for World War II and a plane that disappeared off the West African coast without a trace. He flashed across the fields at Notre Dame and Navy that fall of '42, leading Georgia Tech's shocking onslaughts, while Sir Bernard Montgomery flashed across North Africa in pursuit of Erwin Rommel, and the Russians made their goal-line stand at Stalingrad.

He had played only one college football game when Notre Dame scout Wayne Millner warned coach Frank Leahy that "the most dangerous runner in America" would invade South Bend. As a freshman, he finished third in the Heisman Trophy balloting. And then he was gone.

—Ed Hinton, Atlanta Journal-Constitution

1943

The 8-3 record posted by the 1943 Tech team doesn't give justice to one of the great seasons in Yellow Jacket history. Heading into November with a 3-3 record, Tech reeled off wins over LSU, Tulane, Clemson and a 48-0 win over Georgia to win the SEC championship. A month later, the Jackets beat Tulsa in the Sugar Bowl, becoming the first team to play in all four major bowls (Sugar, Rose, Cotton, Orange).

1945

Legendary coach Bobby Dodd took over as head coach in 1945 and went on to coach 22 seasons. He compiled a record of 165-64-8 (.713). Dodd won two SEC championships and one national title. Dodd is a member of the College Football Hall of Fame as both a player and coach.



1952

Bobby Dodd's 1952 team finished a perfect 12-0, including a win over 7th-ranked and previously undefeated Ole Miss in the Sugar Bowl. Tech, which shared the national crown with Michigan State, shut out four opponents, beat 6th-ranked Duke and 12th-ranked Alabama. The 1952 team included six All-Americans: Pete Brown, Leon Hardeman, Buck Martin, Hal Miller, Bobby Moorhead and George Morris.

1951-55

From 1951-55, Tech played in five consecutive major bowls — Orange (1951), Sugar (1952, 1953, 1955) and Cotton (1954).

1956

The 1956 team was nearly perfect, going 10-1, losing only to Tennessee (6-0). Tech beat Pittsburgh in the Gator Bowl.



NOVEMBER 17, 1962

Georgia Tech beat Bear Bryant's No. 1-ranked Alabama team, 7-6.

1963

Following the 1963 season, Tech left the SEC and played as an independent until joining the ACC in 1979. Also in 1963, quarterback Billy Lothridge was first team All-American and finished second in the Heisman Trophy voting. Lothridge also handled kicking and punting duties for the Yellow Jackets, who finished 7-3 with wins over Florida, Clemson, Tennessee, Florida State and Georgia.



1970

Eddie McAshan, the son of a Gainesville (Fla.) mortician, became the first African-American to start at quarterback for a major Southeastern university. McAshan was Tech's starter in 1970, '71 and '72.



1974

Randy Rhino was a three-time All-American (1972-74). Randy was the second of three generations of Rhinos to play at Tech. Chappell Rhino (1950-52), Danny (1974-76) and Kelley (1999-2002) all wore the Gold and White.

NOVEMBER 6, 1976

Georgia Tech, running the wishbone behind quarterback Gary Lanier, beat 11th-ranked Notre Dame 23-14 despite not attempting a single pass.

TECH FOOTBALL TIMELINE



NOVEMBER 20, 1978

With temperatures in the 20s, the wind chill at zero, and with an agitated stomach that nearly sidelined him, Georgia Tech tailback Eddie Lee Ivery made college football history on Nov. 20, 1978 at Air Force.

On 26 rushes, Ivery gained 356 yards, breaking an NCAA record, on a field that required de-snowing by a street sweeper twice before the game. Complicating Ivery's plight was his stomach. After a nifty reversal of direction, which resulted in a 73-yard TD run in the second quarter giving Tech a 14-0 lead, Ivery was on the sidelines doubled over, vomiting and in obvious pain. At halftime, Ivery had 122 yards on 12 carries. An 80-yard TD run with 6:08 left in the third quarter gave him 240 yards and broke Brent Cunningham's school record of 217 yards set in 1970. With 10:25 left, Ivery scored on a 57-yard run, giving him 309 yards and putting him within 41 yards of the NCAA record of 350 by Michigan State's Eric Allen vs. Purdue in 1971. After an Air Force drive fizzled, Ivery ran for 13 yards, then for another 13. Adding to the drama, Ivery's stomach began to churn again, to the extent he had to leave the game. His replacement, Ray Friday, shocked everyone by bolting 66 yards up the middle for his second touchdown of the day. When LB Henry Johnson intercepted a Falcon pass, Ivery had his chance. He trotted back onto the field and rushed 21 yards with his first carry, giving him the record.

1980

In 1980, Bill Curry's first season as head coach, Tech went just 1-9-1. However, the Jackets' tie (3-3) came against No. 1 Notre Dame. The following year, the Jackets went just 1-10, but the lone victory was a 24-21 win vs. 4th-ranked Alabama.

1983

Although Tech first joined the Atlantic Coast Conference in 1979, the Yellow Jackets first competed for the football championship in 1983.

1985

In 1985, Georgia Tech went 9-2-1 and beat Michigan State in the All-American Bowl – the Jackets' first bowl win in 15 years. Tech had gone the previous six years with six or less wins. The Yellow Jackets' "Black Watch" defense was led by linebacker Ted Roof, who is now Tech's defensive coordinator.

1990

Georgia Tech moved into the Top 25 for the first time in 1990 after it beat 25th-ranked South Carolina to improve to 3-0. Two weeks later, the Jackets knocked off 15th-ranked Clemson to improve to 5-0. Tech moved into the national championship conversation in early November when Scott Sisson's field goal with seven seconds remaining gave the Yellow Jackets a memorable 41-38 win at No. 1 Virginia. Tech closed the regular season by winning on the road against rival Georgia, 41-23, setting the stage for a 45-21 win over Nebraska in the Citrus Bowl. The following day, Tech learned it shared the national title with Colorado.

1991

Georgia Tech played its first ESPN Thursday night game in 1991, beating Virginia, 24-21, at Bobby Dodd Stadium. Since 1991, the Yellow Jackets have played in the nationally-televised Thursday night game 27 times.

1995

Following the 1994 season, the interim tag was removed and George O'Leary was named Georgia Tech's head coach. O'Leary went 18-16 in his first three seasons, but went on to win at least eight games every year from 1998-2001 and played in five bowls.

1998

Georgia Tech finished 7-1 in the ACC, earning a share of the league title with Florida State. Tech finished 10-2 overall, beat Georgia (21-19) and knocked off Notre Dame in the Toyota Gator Bowl.



NOVEMBER 27, 1999

Luke Manget's field goal in overtime gave Tech an unforgettable 51-48 win over Georgia. The Jacket fans went nuts and carried Joe Hamilton on their shoulders. Following the 1999 season, Joe Hamilton finished second in the Heisman Trophy race and won the Davey O'Brien Award.

AUGUST 27, 2000

The 2000 season opener was canceled because of a storm at Virginia Tech, but the Jackets won their final seven regular season games including a win in Athens between the hedges.

2006

As a junior, Calvin Johnson was one of college football's most dominant players. He hauled in 76 passes for a school record 1,202 yards and 15 TDs. Johnson led Tech to an ACC Coastal Division crown and he went on to be the second overall pick in the 2007 NFL draft by the Detroit Lions.

2008

The experts predicted Paul Johnson's first season to be a struggle. All Tech did was win nine games and finish tied for first in the ACC's Coastal Division. Along the way, Johnson and his spread option offense won on the road at Clemson, beat Florida State and Miami at home, then closed the regular season with a memorable 45-42 win at rival Georgia after trailing by 16 points.

2009

A remarkable month of November – wins over Mississippi State, Florida State, 4th-ranked Virginia Tech, Virginia and Vanderbilt – helped Tech win the ACC Coastal Division and a berth into the FedEx Orange Bowl. Joshua Nesbitt became the most prolific rushing quarterback in ACC history.

2013

Georgia Tech used the nation's sixth-most prolific rushing attack and an improved defense under former Yellow Jacket great, now defensive coordinator, Ted Roof, to post a winning record and earn a bowl bid for the 17th consecutive season. Senior Jeremiah Attaochu broke the school record with 31.5 career sacks.

OCTOBER 25, 2014

Georgia Tech's opportunistic defense recovered a school-record six fumbles and tied an NCAA record by recovering five first-quarter fumbles in a 56-28 ACC rout at Pittsburgh.



NOVEMBER 29, 2014

In what has now been immortalized as "The Kick and The Pick" by the Georgia Tech faithful, Harrison Butker drilled a career-long 53-yard field goal on the final play of regulation to force overtime. After Zach Laskey's go-ahead touchdown in OT, D.J. White picked off a Hutson Mason pass to seal the win.



DECEMBER 31, 2014

Behind the all-around performance of game MVP Justin Thomas, the Yellow Jackets earned their first Orange Bowl victory in 63 years with a 49-34 win over No. 7 Mississippi State. Tech rushed for an Orange Bowl-record 452 yards. Georgia Tech finished the 2014 season with four games against Top 20 teams, posting a 3-1 record.

MEMORABLE GAMES

THE CUMBERLAND GAME

On Oct. 17, 1916, John Heisman's team crushed Cumberland College 22-0 in the most lopsided and highest-scoring game in college football history.

THE 1929 ROSE BOWL

Cal's Roy Riegels ran the wrong way, Tech won 8-7 and claimed its second national championship.

1942: GEORGIA TECH 13, NOTRE DAME 6

Tech finally won at Notre Dame for the first time in eight tries, 13-6. Freshman phenom Clint Castleberry threw a touchdown pass in his only season on the Flats, before dying while piloting a plane during World War II.

1949: GEORGIA TECH 7, GEORGIA 6

Georgia Tech 7, Georgia 6, the Grant Field victory that started "The Drought," Bobby Dodd's eight-year mastery of Georgia.

1952 ORANGE BOWL

Georgia Tech 17, Baylor 14. Pepper Rodgers' last-second field goal gave the Jackets an Orange Bowl comeback win over Baylor and an 11-0-1 season.

1952: GEORGIA TECH 7, ALABAMA 3

In the most exciting game, at that time, in Tech annals, Jackie Rudolph's "\$125,000 tackle" of Bobby Marlow helped preserve the victory, earned Tech a Sugar Bowl bid (and the \$125,000 payout) but also preserved the Jackets' 12-0 season and the Institute's third national title.

1962: GEORGIA TECH 7, ALABAMA 6

Another epic Grant Field win over Alabama, one Dodd called "my greatest victory." Mike McNames scored Tech's only touchdown and made a gamesaving tackle to upset Bear Bryant's unbeaten, No. 1 defending national champs.

1972 LIBERTY BOWL

Georgia Tech 31, Iowa State 30, in the Liberty Bowl. In Memphis, backup quarterback Jim Stevens -- playing for the suspended Eddie McAshan -- threw for 157 yards and 3 TDs and was named the MVP.

1976: GEORGIA TECH 23, NOTRE DAME 14

In the "Passless Upset," the Jackets -- with freshman QB Gary Lanier running Pepper Rodgers' option to perfection -- didn't throw a pass in shocking the Irish.

1978: THE EDDIE LEE IVERY GAME

Georgia Tech 42, Air Force 21. On the frozen tundra in Colorado Springs, Eddie Lee Ivery ran wild for 356 yards, breaking the NCAA single-game rushing record.

1980: GEORGIA TECH 3, NOTRE DAME 3

Bill Curry's first team as head coach of the Jackets stunned the unbeaten, No. 1 Irish and nearly beat them before a late, tying field goal.

1984: GEORGIA TECH 35, GEORGIA 18

In Athens, this was Bill Curry's turnaround game for the program, one that ended a six-game losing streak to UGA.

1985 ALL-AMERICAN BOWL

In the All-American Bowl in Legion Field, Tech prevailed behind its great Black Watch defense and emergency starting QB Todd Rampley.

1989: GEORGIA TECH 33, GEORGIA 22

Jerry Mays ran for 207 yards to help complete a remarkable 7-4 Georgia Tech turnaround after an 0-3 start.

1990: GEORGIA TECH 21, CLEMSON 19

In one of the many thrilling, physical battles in this rivalry, this stamped Tech as a legitimate national title contender.

1990: GEORGIA TECH 41, VIRGINIA 38

In Charlottesville, in likely the most significant victory in Tech annals, the Jackets staged a phenomenal comeback against No. 1 Virginia's potent offense. Shawn Jones and William Bell led the resurgence, and Scott Sisson's field goal with 7 seconds left stunned UVA and set off a wild celebration back on The Flats.

1991 CITRUS BOWL

Georgia Tech 45, Nebraska 21. In the Citrus Bowl in Orlando, Tech toyed with the Huskers. Behind Jones and Bell once again, the Jackets completed an 11-0-1 season and won the UPI Coaches National Championship the next day by one point in the final poll.

1998: GEORGIA TECH 41, VIRGINIA 38

In another 41-38 thriller, this one in Atlanta, Dez White caught six passes for a school record 243 yards -- the last 54 coming on the game-winning catch to upset No. 6 UVA.

1998: GEORGIA TECH 21, GEORGIA 19

In Athens, Brad Chambers' 35-yard field goal in the final seconds ended a seven-game losing streak to UGA.

1999 GATOR BOWL

Georgia Tech 35, Notre Dame 28. In the Gator Bowl in Jacksonville, White and Joe Hamilton (who threw three TD passes and caught one himself) were co-MVPs, and gave Tech its first 10-win season since 1990 and a final ranking of No. 9.

1999: GEORGIA TECH 51, GEORGIA 48 (OT)

In one of the most thrilling game in Bobby Dodd Stadium annals, Joe Hamilton's last home game was triumphant. Luke Manget's second-chance, OT field goal sent Tech fans into euphoria. Many of them carried Hamilton -- who was second in the Heisman Trophy voting that season -- on their shoulders and around the stadium.

2003: GEORGIA TECH 17, AUBURN 3

In the first game in newly-expanded and renovated Bobby Dodd Stadium, a sellout crowd of 55,000 roared as freshman QB Reggie Ball passed for one touchdown and set up two other scores. The crowd later stormed the field and tore down the goal posts.

2004 HUMANITARIAN BOWL

Georgia Tech 52, Tulsa 10. In the Humanitarian Bowl in frigid Boise, Idaho, P.J. Daniels ran for an NCAA bowl-record 307 yards and four touchdowns -- despite playing little in the fourth quarter.

2004: GEORGIA TECH 28, CLEMSON 24

In another spine tingler against the Tigers, this one in Death Valley, freshman and eventual ACC Rookie of the Year Calvin Johnson caught two of his three TD receptions in the final 1:50 -- the game-winner from Ball with five seconds left.

2005: GEORGIA TECH 14, MIAMI 10

In an upset of the No. 3 Hurricanes, Tashard Choice played for the injured Daniels and was superb. As was the Tech's resolute defense.

2006: GEORGIA TECH 38, VIRGINIA TECH 27

A year after losing 51-7 in Blacksburg, Tech returned, got a quick start and two first-quarter TD catches from Johnson to win, get revenge and seize control of the ACC's Coastal Division.

2007: GEORGIA TECH 33, NOTRE DAME 3

In South Bend, the Yellow Jackets opened the season by handing the Fighting Irish one of their most embarrassing home losses.

2008: GEORGIA TECH 31, FLORIDA STATE 28

The Yellow Jackets' first win over the Seminoles since 1975 was decided when true freshman Rashaad Reid recovered FSU fumble in the end zone in final minute.

2008: GEORGIA TECH 41, MIAMI 23

In Atlanta, the Yellow Jackets flexed offensive muscle with nationally-televised win over the 23rd-ranked Hurricanes in a "White-Out" at Bobby Dodd Stadium

2008: GEORGIA TECH 45, GEORGIA 42

In Athens, Paul Johnson's first Yellow Jacket team overcame 26-12 halftime deficit to break seven-year skid against a Bulldog team that was ranked No. 1 in the preseason. Freshman Roddy Jones ran for 214 yards.

2009: GEORGIA TECH 28, VIRGINIA TECH 23

Tech's first win at home against a top-five ranked team since 1962. The fans stormed the field and tore down the goal posts in the north end zone.

2009: GEORGIA TECH 39, CLEMSON 34

A Yellow Jacket win in the ACC Championship Game that has been vacated, but did send Tech to the FedEx Orange Bowl.

2012: GEORGIA TECH 68, NORTH CAROLINA 50

In the highest-scoring game in ACC history, visiting Georgia Tech produced 588 yards of total offense, including 380 rushing yards, and Jamal Golden returned a kickoff 100 yards for a touchdown.

2014: GEORGIA TECH 30, GEORGIA 24 (OT)

In one of the most thrilling games in program history, Harrison Butker drilled a career-long 53-yard field goal on the final play of regulation to force overtime. After Zach Laskey's go-ahead touchdown in OT, D.J. White picked off a Hutson Mason pass to seal the win.

2014 ORANGE BOWL

Justin Thomas was named the Orange Bowl MVP, rushing for 121 yards and three touchdowns as Georgia Tech rushed for a bowl-record 452 yards in a 49-34 win over No. 7 Mississippi State on New Year's Eve.

YEAR-BY-YEAR RECORDS

YEAR	COACH	CONFERENCE	OVERALL RECORD				CONFERENCE RECORD				BOWL / CONFERENCE TITLE / NATIONAL TITLE	
			W-L	H	A	N	W-L	FINISH	H	A	POSTSEASON	
1892	E.E. West	No Affiliation	0-3	0-2	0-1	0-0						
1893	F. Spain / L. Wood	No Affiliation	2-1-1	1-1-1	1-0	0-0						
1894	F. Spain / L. Wood	No Affiliation	0-3	0-3	0-0	0-0						
1895	No Team											
1896	No Coach	No Affiliation	1-1-0	0-0-1	1-1	0-0						
1897	No Coach	No Affiliation	0-1	0-0	0-1	0-0						
1898	R.B. "Cow" Nalley	No Affiliation	0-3	0-0	0-2	0-1						
1899	Mr. Collier	No Affiliation	0-5	0-2	0-3	0-0						
1900	W.J. Holman	No Affiliation	0-4	0-4	0-0	0-0						
1901	Dr. Cyrus Strickler	No Affiliation	4-0-1	3-0	0-0-1	1-0						
1902	John McKee	No Affiliation	0-6-2	0-5-1	0-1-1	0-0						
1903	Jesse Thrash	No Affiliation	2-5	1-4	1-1	0-0						
1904	John Heisman	No Affiliation	8-1-1	8-0-1	0-1	0-0						
1905	John Heisman	No Affiliation	6-0-1	6-0-1	0-0	0-0						
1906	John Heisman	No Affiliation	5-3-1	5-3-1	0-0	0-0						
1907	John Heisman	No Affiliation	4-4	4-3	0-1	0-0						
1908	John Heisman	No Affiliation	6-3	5-3	1-0	0-0						
1909	John Heisman	No Affiliation	7-2	5-2	2-0	0-0						
1910	John Heisman	No Affiliation	5-3	4-3	1-0	0-0						
1911	John Heisman	No Affiliation	6-2-1	5-2-1	1-0	0-0						
1912	John Heisman	No Affiliation	5-3-1	2-3-1	3-0	0-0						
1913	John Heisman	No Affiliation	7-2	4-2	3-0	0-0						
1914	John Heisman	No Affiliation	6-2	6-1	0-1	0-0						
1915	John Heisman	No Affiliation	7-0-1	6-0-1	1-0	0-0						
1916	John Heisman	SIAA	8-0-1	7-0-1	1-0	0-0						SIAA Champions
1917	John Heisman	SIAA	9-0	8-0	1-0	0-0						SIAA Champions National Champions
1918	John Heisman	SIAA	6-1	6-0	0-1	0-0						SIAA Co-Champions
1919	John Heisman	SIAA	7-3	7-2	0-1	0-0						
1920	William Alexander	SIAA	8-1	7-0	1-1	0-0						SIAA Co-Champions
1921	William Alexander	SIAA	8-1	8-0	0-0	0-1						SIAA Co-Champions
1922	William Alexander	Southern	7-2	7-1	0-1	0-0	4-0					Southern Co-Champions
1923	William Alexander	Southern	3-2-4	3-0-4	0-2	0-0	1-0-4					
1924	William Alexander	Southern	5-3-1	5-2-1	0-1	0-0	3-2-1					
1925	William Alexander	Southern	6-2-1	4-2-1	1-0	1-0	4-1-1					
1926	William Alexander	Southern	4-5	4-4	0-1	0-0	4-3					
1927	William Alexander	Southern	8-1-1	8-0	0-1-1	0-0	7-0-1					Southern Co-Champions
1928	William Alexander	Southern	10-0	7-0	2-0	1-0	7-0	1st				Southern Champions Rose Bowl National Co-Champions
1929	William Alexander	Southern	3-6	3-3	0-3	0-0	3-5					
1930	William Alexander	Southern	2-6-1	2-4	0-2-1	0-0	2-4-1					
1931	William Alexander	Southern	2-7-1	2-4	0-3-1	0-0	2-4-1					
1932	William Alexander	Southern	4-5-1	2-3-1	2-2	0-0	4-4-1					
1933	William Alexander	SEC	5-5	4-4	1-1	0-0	2-5	11th				
1934	William Alexander	SEC	1-9	1-4	0-5	0-0	0-6	11th				
1935	William Alexander	SEC	5-5	5-2	0-3	0-0	3-4	8th				
1936	William Alexander	SEC	5-5-1	5-3	0-2-1	0-0	3-3-1	t6th				
1937	William Alexander	SEC	6-3-1	4-2-1	2-1	0-0	3-2-1	6th				
1938	William Alexander	SEC	3-4-3	3-1-2	0-3-1	0-0	2-1-3	5th				
1939	William Alexander	SEC	8-2	5-1	2-1	1-0	6-0	t1st				SEC Co-Champions Orange Bowl
1940	William Alexander	SEC	3-7	3-3	0-4	0-0	1-5	12th				
1941	William Alexander	SEC	3-6	3-3	0-3	0-0	2-4	9th				
1942	William Alexander	SEC	9-2	6-0	3-1	0-1	4-1	t2nd				Cotton Bowl
1943	William Alexander	SEC	8-3	6-1	1-2	1-0	3-0	1st				SEC Champions Sugar Bowl
1944	William Alexander	SEC	8-3	7-1	1-1	0-1	4-0	1st				SEC Champions Orange Bowl
1945	Bobby Dodd	SEC	4-6	2-5	2-1	0-0	2-2	t5th				
1946	Bobby Dodd	SEC	9-2	6-0	2-2	1-0	4-2	4th				Oil Bowl
1947	Bobby Dodd	SEC	10-1	7-0	2-1	1-0	4-1	2nd				Orange Bowl
1948	Bobby Dodd	SEC	7-3	5-2	2-1	0-0	4-3	5th				
1949	Bobby Dodd	SEC	7-3	6-1	1-2	0-0	5-2	4th				
1950	Bobby Dodd	SEC	5-6	3-4	2-2	0-0	4-2	5th				
1951	Bobby Dodd	SEC	11-0-1	6-0-1	4-0	1-0	7-0	1st				SEC Champions Orange Bowl
1952	Bobby Dodd	SEC	12-0	8-0	3-0	1-0	6-0	1st				SEC Champions Sugar Bowl National Co-Champions
1953	Bobby Dodd	SEC	9-2-1	6-0	2-2-1	1-0	4-1-1	2nd				Sugar Bowl
1954	Bobby Dodd	SEC	8-3	5-2	2-1	1-0	6-2	2nd				Cotton Bowl
1955	Bobby Dodd	SEC	9-1-1	5-1	3-0-1	1-0	4-1-1	3rd				Sugar Bowl
1956	Bobby Dodd	SEC	10-1	4-1	5-0	1-0	7-1	2nd				Gator Bowl
1957	Bobby Dodd	SEC	4-4-2	2-2-2	2-2	0-0	3-4-1	8th				
1958	Bobby Dodd	SEC	5-4-1	4-1-1	1-3	0-0	2-3-1	t8th				
1959	Bobby Dodd	SEC	6-5	2-3	4-1	0-1	3-3	7th				Gator Bowl
1960	Bobby Dodd	SEC	5-5	4-1	1-4	0-0	4-4	7th				
1961	Bobby Dodd	SEC	7-4	5-0	2-3	0-1	4-3	t4th				Gator Bowl
1962	Bobby Dodd	SEC	7-3-1	4-1-1	3-1	0-1	5-2	4th				Bluebonnet Bowl
1963	Bobby Dodd	SEC	7-3	5-1	2-2	0-0	4-3	6th				

HISTORY

YEAR-BY-YEAR RECORDS

YEAR	COACH	CONFERENCE	OVERALL RECORD				CONFERENCE RECORD				BOWL / CONFERENCE TITLE / NATIONAL TITLE		
			W-L	H	A	N	W-L	FINISH	H	A	POSTSEASON		
1964	Bobby Dodd	Independent	7-3	4-2	2-1	1-0							
1965	Bobby Dodd	Independent	7-3-1	5-2	1-1-1	1-0						Gator Bowl	
1966	Bobby Dodd	Independent	9-2	7-0	2-1	0-1						Orange Bowl	
1967	Bud Carson	Independent	4-6	3-3	1-3	0-0							
1968	Bud Carson	Independent	4-6	3-3	1-3	0-0							
1969	Bud Carson	Independent	4-6	4-3	0-3	0-0							
1970	Bud Carson	Independent	9-3	6-1	2-2	1-0						Sun Bowl	
1971	Bud Carson	Independent	6-6	5-3	1-2	0-1						Peach Bowl	
1972	Bill Fulcher	Independent	7-4-1	5-1-1	1-3	1-0						Liberty Bowl	
1973	Bill Fulcher	Independent	5-6	4-3	0-3	1-0							
1974	Pepper Rodgers	Independent	6-5	5-2	1-3	0-0							
1975	Pepper Rodgers	Independent	7-4	6-2	1-2	0-0							
1976	Pepper Rodgers	Independent	4-6-1	3-3-1	1-3	0-0							
1977	Pepper Rodgers	Independent	6-5	4-2	2-3	0-0							
1978	Pepper Rodgers	Independent	7-5	5-2	2-2	0-1						Peach Bowl	
1979	Pepper Rodgers	ACC#	4-6-1	4-2	0-4-1	0-0							
1980	Bill Curry	ACC#	1-9-1	1-4-1	0-5	0-0							
1981	Bill Curry	ACC#	1-10	0-6	1-4	0-0							
1982	Bill Curry	ACC#	6-5	3-2	3-3	0-0							
1983	Bill Curry	ACC#	3-8	2-4	1-4	0-0	3-2	3rd	2-1	1-1			
1984	Bill Curry	ACC	6-4-1	4-2	2-2-1	0-0	2-2-1	5th	1-1	1-1-1			
1985	Bill Curry	ACC	9-2-1	5-2	3-0-1	1-0	5-1	2nd	2-1	3-0		All-American Bowl	
1986	Bill Curry	ACC	5-5-1	4-1-1	1-4	0-0	3-3	4th	2-1	1-2			
1987	Bobby Ross	ACC	2-9	2-5	0-4	0-0	0-6	8th	0-3	0-3			
1988	Bobby Ross	ACC	3-8	3-3	0-5	0-0	0-7	8th	0-3	0-4			
1989	Bobby Ross	ACC	7-4	6-1	1-3	0-0	4-3	t4th	3-1	1-2			
1990	Bobby Ross	ACC	11-0-1	6-0	4-0-1	1-0	6-0-1	1st	3-0	3-0-1		ACC Champions Citrus Bowl National Champions	
1991	Bobby Ross	ACC	8-5	5-1	2-3	1-1	5-2	t2nd	4-0	1-2		Aloha Bowl	
1992	Bill Lewis	ACC	5-6	4-2	1-4	0-0	4-4	t4th	3-2	1-2			
1993	Bill Lewis	ACC	5-6	3-3	2-3	0-0	3-5	6th	1-2	2-3			
1994 ¹	Bill Lewis	ACC	1-10	1-5	0-5	0-0	0-8	9th	0-4	0-4			
1995	George O'Leary	ACC	6-5	4-2	2-3	0-0	5-3	4th	3-1	2-2			
1996	George O'Leary	ACC	5-6	4-2	1-4	0-0	4-4	5th	3-1	1-3			
1997	George O'Leary	ACC	7-5	3-2	3-3	1-0	5-3	t3rd	3-1	2-2		Carquest Bowl	
1998	George O'Leary	ACC	10-2	4-2	5-0	1-0	7-1	t1st	3-1	4-0		ACC Co-Champions Gator Bowl	
1999	George O'Leary	ACC	8-4	6-0	2-3	0-1	5-3	t2nd	4-0	1-3		Gator Bowl	
2000	George O'Leary	ACC	9-3	5-1	4-1	0-1	6-2	t2nd	3-1	3-1		Peach Bowl	
2001 ²	George O'Leary	ACC	8-5	3-3	3-2	2-0	4-4	t4th	2-2	2-2		Seattle Bowl	
2002	Chan Gailey	ACC	7-6	4-2	3-3	0-1	4-4	5th	2-2	2-2		Silicon Valley Classic	
2003	Chan Gailey	ACC	7-6	4-2	2-4	1-0	4-4	4th	3-1	1-3		Humanitarian Bowl	
2004	Chan Gailey	ACC	7-5	3-3	3-2	1-0	4-4	t6th	1-3	3-1		Champs Sports Bowl	
2005	Chan Gailey	ACC	7-5	4-2	3-2	0-1	5-3	3rd, Coastal	3-1	2-2		Emerald Bowl	
2006	Chan Gailey	ACC	9-5	6-1	3-2	0-2	7-1	1st, Coastal	4-0	3-1		ACC Coastal Division Champions Gator Bowl	
2007	Chan Gailey	ACC	7-6	4-3	3-2	0-1	4-4	3rd, Coastal	2-2	2-2		Humanitarian Bowl	
2008	Paul Johnson	ACC	9-4	6-1	3-2	0-2	5-3	t1st, Coastal	3-1	2-2		Humanitarian Bowl	
2009	Paul Johnson	ACC%	11-3	5-1	5-1	1-1	7-1	t1st, Coastal	4-0	3-1		ACC Coastal Division Champions ACC Champions Orange Bowl	
2010	Paul Johnson	ACC	6-7	4-2	2-4	0-1	4-4	t3rd, Coastal	2-2	2-2		Independence Bowl	
2011	Paul Johnson	ACC	8-5	5-2	3-2	0-1	5-3	t2nd, Coastal	3-1	2-2		Sun Bowl	
2012	Paul Johnson	ACC	7-7	4-3	2-3	1-1	5-3	t1st, Coastal	3-1	2-2		ACC Coastal Division Champions Sun Bowl	
2013	Paul Johnson	ACC	7-6	5-2	2-3	0-1	5-3	t2nd, Coastal	3-1	2-2		Music City Bowl	
2014	Paul Johnson	ACC	11-3	5-1	5-1	1-1	6-2	1st, Coastal	3-1	3-1		ACC Coastal Division Champions Orange Bowl	

NOTES

- # - Georgia Tech joined the ACC in 1979 and became eligible for ACC championship in 1983
- % - Georgia Tech vacated 2009 ACC championship
- 1 - George O'Leary served as interim head coach for final three games
- 2 - Mac McWhorter served as interim head coach for the Seattle Bowl

BY DECADE

YEARS	OVERALL RECORD								CONFERENCE RECORD						BOWL RECORD				
	G	W-L-T	PCT	H	PCT	A	PCT	N	PCT	G	W-L	PCT	H	PCT	A	PCT	G	W-L	PCT
1892-1899		3-17-2	.182	1-8-2	.182	2-8	.200	0-1	.000										
1900-1909		42-28-6	.592	37-24-4	.600	4-4-2	.500	1-0	1.000										
1910-1919		66-16-4	.761	55-13-4	.792	11-3-0	.786	0-0	.000										
1920-1929		62-23-7	.712	56-12-6	.797	4-10-1	.300	2-1-0	.667	51	33-11-7	.716							
1930-1939		41-51-8	.450	33-28-4	.538	7-23-4	.265	1-0	1.000	68	27-33-8	.456					1	1-0	1.000
1940-1949		68-36-0	.654	51-16-0	.761	14-18-0	.438	3-2-0	.600	53	33-20-0	.623					5	3-2	.600
1950-1959		79-26-6	.739	45-14-4	.746	28-11-2	.707	6-6	.857	67	46-17-4	.716					7	6-1	.857
1960-1969		61-41-2	.596	44-16-1	.729	15-22-1	.408	2-3-0	.400	29	17-12-0	.586					4	1-3	.250
1970-1979		61-50-3	.548	47-21-2	.686	11-27-1	.295	3-2-0	.600								4	2-2	.500
1980-1989		43-64-4	.405	30-30-2	.500	12-34-2	.271	1-0-0	1.000	42	17-24-1	.417	10-11-0	.476	7-13-1	.357	1	1-0	1.000
1990-1999		66-49-1	.573	40-19-0	.678	22-28-1	.441	4-2-0	.667	78	44-33-1	.571	27-12-0	.692	17-21-1	.449	5	4-1	.800
2000-2009		81-48	.628	44-19	.698	32-21	.604	5-8	.385	80	50-30	.625	27-13	.675	23-17	.575	10	3-7	.300
2010-present		39-28	.582	23-10	.697	14-13	.519	2-5	.286	40	25-15	.625	14-6	.700	11-9	.550	5	2-3	.400

HISTORY

YEAR-BY-YEAR RESULTS

1892 0-3

Coach & Captain: E.E. West

DATE	OPPONENT	W/L	SCORE	REC
N 5	Mercer (Central Park)	L	6-12	0-1
N 19	Vanderbilt (Piedmont Park)	L	10-20	0-2
N 25	Auburn (Brisbine Park)	L	0-26	0-3

1893 2-1-1

Coaches: Frank O. Spain & Lt. Leonard Wood

Captain: W.W. Hunter

DATE	OPPONENT	W/L	SCORE	REC
N 4	at Georgia	W	28-6	1-0-0
N 11	Mercer	W	10-6	2-0-0
N 30	St. Albans ¹ (T)	L	0-6	2-1-0
D 7	Auburn	T	0-0	2-1-1

1 - Played at Piedmont Park

1894 0-3

Coaches: Frank O. Spain & Lt. Leonard Wood

Captain: Thomas Rauol

DATE	OPPONENT	W/L	SCORE	REC
O 27	Savannah A.A.	L	0-8	0-1
N 17	Auburn ¹	L	0-94	0-2
N 29	Ft. McPherson ¹	L	0-34	0-3

1 - Played at Athletic Park

1895

NO TEAM

1896 1-1-1

No Captain or Coach

DATE	OPPONENT	W/L	SCORE	REC
O 31	at Mercer (Central Park)	W	6-4	1-0-0
N 7	at Auburn	L	0-45	1-1-0
N 21	Mercer (Brisbine Park)	T	12-12	1-1-1

1897 0-1

No Captain or Coach

DATE	OPPONENT	W/L	SCORE	REC
O 23	at Georgia	L	0-28	0-1

1898 0-3

Coach: R.B. "Cow" Nalley

No Captain

DATE	OPPONENT	W/L	SCORE	REC
N 5	at Auburn	L	6-29	0-1
N 24	vs. Clemson ¹	L	0-23	0-2
D 22	at Georgia	L	0-15	0-3

1 - Played in Augusta, Ga.

1899 0-5

Coach: Mr. Collier

Captain: Pete Woolley

DATE	OPPONENT	W/L	SCORE	REC
O 14	at Auburn	L	0-63	0-1
O 23	Sewanee	L	0-30	0-2
O 28	at Georgia	L	0-20	0-3
N 11	Nashville	L	0-15	0-4
N 30	at Clemson ¹ (T)	L	5-41	0-5

1 - Played in Greenville, S.C.

1900 0-4

Captain: W.J. Holman

DATE	OPPONENT	W/L	SCORE	REC
O 13	Georgia	L	0-12	0-1
O 20	Nashville	L	0-23	0-2
O 29	Sewanee	L	0-34	0-3
D 7	Davidson	L	6-38	0-4

Home games played at Piedmont Park

1901 4-0-1

Coach: Dr. Cyrus W. Strickler

Captain: A.B. Hollison

DATE	OPPONENT	W/L	SCORE	REC
O 12	Gordon	W	29-0	1-0-0
O 15	Furman	W	17-0	2-0-0
O 18	vs. Wolford ¹	W	33-0	3-0-0
O 26	at Furman	T	5-5	3-0-1
N 9	South Carolina	W	13-0	4-0-1

1 - Played in Augusta, Ga.

Home games played at Piedmont Park

1902 0-6-2

Coach: John McKee

Captain: Bully Young

DATE	OPPONENT	W/L	SCORE	REC
O 11	Auburn	L	6-18	0-1-0
O 18	Clemson	L	5-44	0-2-0
O 25	Georgia	T	0-0	0-2-1
N 1	at Furman	T	0-0	0-2-2
N 8	St. Albans	L	0-17	0-3-2
N 13	Davidson	L	6-7	0-4-2
N 22	Tennessee	L	6-10	0-5-2
N 27	at Alabama ¹ (T)	L	0-26	0-6-2

1 - Played at Birmingham, Ala.


Home games played at Brisbine Park

1903 2-5

Captain: Jesse Thrash

DATE	OPPONENT	W/L	SCORE	REC
O 17	Clemson	L	0-73	0-1
O 24	Georgia	L	0-38	0-2
O 31	at Samford	W	37-0	1-2
N 7	Florida State	W	17-0	2-2
N 14	Auburn	L	5-10	2-3
N 21	at Tennessee	L	0-11	2-4
N 26	South Carolina (T)	L	0-16	2-5

Home games played at Piedmont Park



JOHN HEISMAN
Head Coach (1904-19)
16 seasons
Record: 102-29-7 (.779)

1904 8-1-1

Captain: Barien Moore

DATE	OPPONENT	W/L	SCORE	REC
O 1	Ft. McPherson	W	11-5	1-0-0
O 8	Florida State	W	35-0	2-0-0
O 15	Mooney School (Tenn.)	W	51-0	3-0-0
O 17	Florida	W	77-0	4-0-0
O 22	Tennessee	W	2-0	5-0-0
O 29	at Auburn	L	0-12	5-1-0
N 5	Clemson	T	11-11	5-1-1
N 12	Georgia	W	23-6	6-1-1
N 16	Tennessee Meds	W	59-0	7-1-1
N 24	Cumberland	W	18-0	8-1-1

Home games played at Piedmont Park

1905 6-0-1

Captain: Louie Clark

DATE	OPPONENT	W/L	SCORE	REC
O 7	Dahlonoga	W	54-0	1-0-0
O 21	Alabama	W	12-5	2-0-0
O 28	Cumberland	W	18-0	3-0-0
N 4	Tennessee	W	45-0	4-0-0
N 11	Sewanee	T	18-18	4-0-1
N 18	Georgia	W	46-0	5-0-1
N 30	Clemson (T)	W	17-12	6-0-1

Home games played on campus at The Flats, future site of Grant Field

1906 5-3-1

Captain: E.C. Davies

DATE	OPPONENT	W/L	SCORE	REC
S 29	Maryville	T	6-6	0-0-1
O 6	Dahlonoga	W	11-0	1-0-1
O 13	Grant University (Tenn.)	W	18-0	2-0-1
O 20	Sewanee	L	0-16	2-1-1
O 27	Davidson	W	4-0	3-1-1
N 3	Auburn	W	11-0	4-1-1
N 10	Georgia	W	17-0	5-1-1
N 17	Vanderbilt	L	6-37	5-2-1
N 29	Clemson (T)	L	0-10	5-3-1

Home games played at The Flats

1907 4-4

Captain: C.A. Sweet

DATE	OPPONENT	W/L	SCORE	REC
O 5	Gordon ¹	W	51-0	1-0
O 12	Dahlonoga ¹	W	70-0	2-0
O 19	Tennessee ²	W	6-4	3-0
O 26	Auburn ²	L	6-12	3-1
N 2	Georgia ²	W	10-6	4-1
N 9	Sewanee ²	L	0-18	4-2
N 16	at Vanderbilt	L	0-54	4-3
N 28	Clemson ² (T)	L	5-6	4-4

1 - Played at The Flats

2 - Played at Ponce de Leon Park

■ From 1908-11, home games played at Ponce de Leon Park.

1908 6-3

Captain: L.W. Robert

DATE	OPPONENT	W/L	SCORE	REC
O 3	Gordon	W	32-0	1-0
O 10	Mooney School (Tenn.)	W	30-0	2-0
O 17	Mississippi State	W	23-0	3-0
O 24	Alabama	W	11-6	4-0
O 31	Tennessee	L	5-6	4-1
N 7	Auburn	L	0-44	4-2
N 14	Sewanee	L	0-6	4-3
N 19	at Mercer	W	16-6	5-3
N 26	at Clemson (T)	W	30-6	6-3

1909 7-2

Captain: John Davis

DATE	OPPONENT	W/L	SCORE	REC
O 2	Gordon	W	18-6	1-0
O 9	Mooney School (Tenn.)	W	35-6	2-0
O 16	South Carolina	W	59-0	3-0
O 23	Sewanee	L	0-15	3-1
O 30	at Tennessee	W	29-0	4-1
N 6	Auburn	L	0-8	4-2
N 13	at Mercer	W	35-0	5-2
N 20	Georgia	W	12-6	6-2
N 25	Clemson (T)	W	29-3	7-2

1910 5-3

Captain: Dean Hill

DATE	OPPONENT	W/L	SCORE	REC
O 1	Gordon	W	57-0	1-0
O 8	Chattanooga	W	18-0	2-0
O 15	Mercer	W	46-0	3-0
O 22	at Alabama	W	36-0	4-0
N 5	Auburn	L	0-16	4-1
N 12	Vanderbilt	L	0-23	4-2
N 19	Georgia	L	6-11	4-3
N 24	Clemson (T)	W	34-0	5-3

HISTORY

YEAR-BY-YEAR RESULTS

1911 6-2-1

Captain: H.W. Patterson

DATE	OPPONENT	W/L	SCORE	REC
S 30	11th Cavalry	W	22-5	1-0-0
O 7	at Samford	W	28-0	2-0-0
O 14	Tennessee	W	24-0	3-0-0
O 21	Mercer	W	17-0	4-0-0
O 29	Alabama	T	0-0	4-0-1
N 4	Auburn	L	6-11	4-1-1
N 11	Sewanee	W	23-0	5-1-1
N 18	Georgia	L	0-5	5-2-1
N 30	Clemson (n)	W	31-0	6-2-1

Home games played at The Flats

1912 5-3-1

Captain: Hugh Leuhrman

DATE	OPPONENT	W/L	SCORE	REC
S 28	11th Cavalry	T	0-0	0-0-1
O 5	at The Citadel	W	20-16	1-0-1
O 12	Alabama	W	20-3	2-0-1
O 19	at Florida ¹	W	14-7	3-0-1
O 26	at Mercer	W	16-6	4-0-1
N 2	Auburn	L	7-27	4-1-1
N 9	Sewanee	L	0-7	4-2-1
N 16	Georgia	L	0-20	4-3-1
N 28	Clemson (n)	W	23-0	5-3-1

1 - Played in Jacksonville, Fla.

■ Grant Field, with its first permanent seating, was built prior to the 1913 season. From this point, all home games were played at Grant Field unless noted.

1913 7-2

Captain: Homer Cook

DATE	OPPONENT	W/L	SCORE	REC
S 27	Ft. McPherson	W	19-0	1-0
O 4	at The Citadel	W	47-0	2-0
O 11	at Chattanooga	W	71-6	3-0
O 18	Mercer	W	33-0	4-0
O 25	at Florida ¹	W	13-3	5-0
N 1	Sewanee	W	33-0	6-0
N 8	Auburn	L	0-20	6-1
N 15	Georgia	L	0-14	6-2
N 27	Clemson (n)	W	34-0	7-2

1 - Played in Jacksonville, Fla.

1914 6-2

Captain: K.J. Fielder

DATE	OPPONENT	W/L	SCORE	REC
O 3	South Carolina	W	20-0	1-0
O 10	Mercer	W	105-0	2-0
O 17	at Alabama ¹	L	0-13	2-1
O 24	VMI	W	28-7	3-1
O 31	Sewanee	W	20-0	4-1
N 7	Auburn	L	0-14	4-2
N 14	Georgia	W	7-0	5-2
N 26	Clemson (n)	W	26-6	6-2

1 - Played in Birmingham, Ala.

1915 7-0-1

Captain: D.E. Morrison

DATE	OPPONENT	W/L	SCORE	REC
O 2	Mercer	W	52-0	1-0-0
O 9	Davidson	W	27-7	2-0-0
O 16	Transylvania	W	67-0	3-0-0
O 23	at LSU ¹	L	7-36	4-0-0
O 30	North Carolina	W	23-3	5-0-0
N 6	Alabama	W	21-7	6-0-0
N 13	Georgia	T	0-0	6-0-1
N 25	Auburn (n)	W	7-0	7-0-1

1 - Played in New Orleans, La.

SIAA 1916-21

1916 8-0-1

SIAA CHAMPIONS

Captain: J.T. Johnson

DATE	OPPONENT	W/L	SCORE	REC
S 30	Mercer	W	61-0	1-0
O 7	Cumberland	W	222-0	2-0
O 14	Davidson	W	9-0	3-0
O 21	North Carolina	W	10-6	4-0
O 28	Washington & Lee	T	7-7	4-0-1
N 4	Tulane	W	45-0	5-0-1
N 11	Alabama	W	13-0	6-0-1
N 18	at Georgia	W	21-0	7-0-1
N 30	Auburn (n)	W	33-7	8-0-1

1917 9-0

CO-NATIONAL CHAMPIONS, SIAA CHAMPIONS

Captain: W.G. Carpenter

DATE	OPPONENT	W/L	SCORE	REC
S 29	Furman (DH)	W	25-0	1-0
	Wake Forest (DH)	W	33-0	2-0
O 6	Pennsylvania	W	41-0	3-0
O 13	Davidson	W	32-10	4-0
O 20	Washington & Lee	W	63-0	5-0
N 3	Vanderbilt	W	83-0	6-0
N 10	at Tulane	W	48-0	7-0
N 17	Carlisle	W	98-0	8-0
N 2	Auburn (n)	W	68-7	9-0

1918 6-1

SIAA CHAMPIONS


Captain: W.R. Fincher

DATE	OPPONENT	W/L	SCORE	REC
O 5	Clemson	W	28-0	1-0
O 12	Furman	W	118-0	2-0
O 19	11th Cavalry	W	123-0	3-0
O 26	Camp Gordon	W	28-0	4-0
N 10	NC State	W	128-0	5-0
N 23	at Pittsburgh	L	0-32	5-1
N 28	Auburn (n)	W	41-0	6-1

1919 7-3

Captain: G.M. Phillips

DATE	OPPONENT	W/L	SCORE	REC
S 20	5th Division	W	48-0	1-0
S 27	Furman	W	74-0	2-0
O 4	Wake Forest	W	14-0	3-0
O 11	Clemson	W	28-0	4-0
O 18	Vanderbilt	W	20-0	5-0
O 25	at Pittsburgh	L	6-16	5-1
N 1	Davidson	W	33-0	6-1
N 8	Washington & Lee	L	0-3	6-2
N 15	Georgetown	W	27-0	7-2
N 27	Auburn (n)	L	7-14	7-3



WILLIAM ALEXANDER
Head Coach (1920-44)
25 seasons
Record: 134-95-15 (.580)

1920 8-1

SIAA CO-CHAMPIONS

Captain: A.R. Flowers

DATE	OPPONENT	W/L	SCORE	REC
S 25	Wake Forest	W	44-0	1-0
O 2	Oglethorpe	W	55-0	2-0
O 9	Davidson	W	66-0	3-0
O 16	at Vanderbilt	W	44-0	4-0
O 23	at Pittsburgh	L	3-10	4-1
O 30	Centre	W	24-0	5-1
N 6	Clemson	W	7-0	6-1
N 13	Georgetown	W	35-6	7-1
N 25	Auburn (n)	W	34-0	8-1

1921 8-1

SIAA CO-CHAMPIONS

Captain: J.W. Harlan

DATE	OPPONENT	W/L	SCORE	REC
S 24	Wake Forest	W	42-0	1-0
O 1	Oglethorpe	W	41-0	2-0
O 8	Davidson	W	70-0	3-0
O 15	Furman	W	69-0	4-0
O 22	Rutgers	W	48-14	5-0
O 29	vs. Penn State ¹	L	7-28	5-1
N 5	Clemson	W	48-7	6-1
N 12	Georgetown	W	21-7	7-1
N 24	Auburn (n)	W	14-0	8-1

1 - Played in Polo Grounds, N.Y.

SOUTHERN CONFERENCE 1922-32

1922 7-2, 4-0 (SC)

SOUTHERN CONFERENCE CO-CHAMPIONS

Captain: Red Barron

DATE	OPPONENT	W/L	SCORE	REC
S 30	Oglethorpe	W	31-6	1-0
O 7	Davidson	W	19-0	2-0
O 14	Alabama	W	33-7	3-0
O 21	at Navy	L	0-13	3-1
O 28	Notre Dame	L	3-13	3-2
N 4	Clemson	W	21-7	4-2
N 11	Georgetown	W	19-7	5-2
N 18	NC State	W	17-0	6-2
N 30	Auburn (n)	W	14-6	7-2

1923 3-2-4, 1-0-4 (SC)

Captain: J.F. McIntyre

DATE	OPPONENT	W/L	SCORE	REC
S 23	Oglethorpe	W	28-13	1-0-0
O 6	VMI	W	10-7	2-0-0
O 13	Florida	T	7-7	2-0-1
O 20	Georgetown	W	20-10	3-0-1
O 27	at Notre Dame	L	7-35	3-1-1
N 3	Alabama	T	0-0	3-1-2
N 10	at Penn State	L	0-7	3-2-2
N 17	Kentucky	T	3-3	3-2-3
N 29	Auburn (n)	T	0-0	3-2-4

1924 5-3-1, 3-2-1 (SC)

Captain: George Gardner

DATE	OPPONENT	W/L	SCORE	REC
S 27	Oglethorpe	W	19-0	1-0-0
O 4	VMI	W	3-0	2-0-0
O 11	Florida	T	7-7	2-0-1
O 18	Penn State	W	15-13	3-0-1
O 25	Alabama	L	0-14	3-1-1
N 1	at Notre Dame	L	3-34	3-2-1
N 8	LSU	W	28-7	4-2-1
N 15	Vanderbilt	L	0-3	4-3-1
N 27	Auburn (n)	W	7-0	5-3-1

1925 6-2-1, 4-1-1 (SC)

Captain: S.D. Wycoff

DATE	OPPONENT	W/L	SCORE	REC
S 28	Oglethorpe	W	13-7	1-0
O 3	VMI	W	33-0	2-0
O 10	vs. Penn State ¹	W	16-7	3-0
O 17	Florida	W	23-7	4-0
O 24	Alabama	L	0-7	4-1
O 31	Notre Dame	L	0-13	4-2
N 7	at Vanderbilt	W	7-0	5-2
N 14	Georgia	W	3-0	6-2
N 26	Auburn (n)	T	7-7	6-2-1

1 - Played at Yankee Stadium

HISTORY

YEAR-BY-YEAR RESULTS

1926 4-5, 4-3 (SC)

Captain: Owen Pool

DATE	OPPONENT	W/L	SCORE	REC
S 25	Oglethorpe	L	6-7	0-1
O 2	VMI	W	13-0	1-1
O 9	Tulane	W	9-6	2-1
O 16	Alabama	L	0-21	2-2
O 23	Washington & Lee	W	19-7	3-2
O 30	at Notre Dame	L	0-12	3-3
N 6	Vanderbilt	L	7-13	3-4
N 13	Georgia	L	13-14	3-5
N 25	Auburn (1)	W	20-7	4-5

1927 8-1-1, 7-0-1 (SC)

SOUTHERN CONFERENCE CHAMPIONS
Captain: E.J. Crowley

DATE	OPPONENT	W/L	SCORE	REC
O 1	VMI	W	7-0	1-0
O 8	Tulane	W	13-6	2-0
O 15	Alabama	W	13-0	3-0
O 22	North Carolina	W	13-0	4-0
O 29	at Notre Dame	L	7-26	4-1
N 5	at Vanderbilt	T	0-0	4-1-1
N 12	LSU	W	23-0	5-1-1
N 19	Oglethorpe	W	19-7	6-1-1
N 24	Auburn (1)	W	18-0	7-1-1
D 3	Georgia	W	12-0	8-1-1

1928 10-0, 7-0 (SC)

CO-NATIONAL CHAMPIONS, SOUTHERN CHAMPIONS
Captain: H.R. Pund

DATE	OPPONENT	W/L	SCORE	REC
O 6	VMI	W	13-0	1-0
O 13	at Tulane	W	12-0	2-0
O 20	North Carolina	W	13-0	3-0
O 27	at North Carolina	W	20-7	4-0
N 3	Oglethorpe	W	32-7	5-0
N 10	Vanderbilt	W	19-7	6-0
N 17	Alabama	W	33-13	7-0
N 29	Auburn (1)	W	51-0	8-0
D 8	Georgia	W	20-6	9-0
ROSE BOWL (Pasadena, Calif.)				
J 1	vs. California	W	8-7	10-0

1929 3-6, 3-5 (SC)

Captain: Harold Rusk

DATE	OPPONENT	W/L	SCORE	REC
O 5	Mississippi State	W	27-13	1-0
O 12	North Carolina	L	7-18	0-1
O 19	Florida	W	19-6	2-1
O 26	at Tulane	L	14-20	2-2
N 2	Notre Dame	L	6-26	2-3
N 9	at Vanderbilt	L	7-23	2-4
N 16	Alabama	L	0-14	2-5
N 28	Auburn (1)	W	19-6	3-5
D 7	at Georgia	L	6-12	3-6

1930 2-6-1, 2-4-1 (SC)

Captain: Earl Dunlap

DATE	OPPONENT	W/L	SCORE	REC
O 4	South Carolina	W	45-0	1-0
O 11	at Carnegie Mellon	L	0-31	1-1
O 18	Auburn	W	14-12	2-1
O 25	Tulane	L	0-28	2-2
N 1	at North Carolina	T	6-6	2-2-1
N 8	Vanderbilt	L	0-6	2-3-1
N 15	at Penn	L	7-34	2-4-1
N 27	Florida (1)	L	7-55	2-5-1
D 6	Georgia	L	0-13	2-6-1

1931 2-7-1, 2-4-1 (SC)

Captain: H.C. Neblett

DATE	OPPONENT	W/L	SCORE	REC
O 3	South Carolina	W	25-13	1-0
O 10	Carnegie Mellon	L	0-13	1-1
O 17	Auburn	L	0-13	1-2
O 24	at Tulane	L	0-33	1-3
O 31	Vanderbilt	L	7-49	1-4
N 7	at North Carolina	T	19-19	1-4-1
N 14	at Penn	L	12-13	1-5-1
N 21	Florida	W	23-0	2-5-1
N 28	Georgia	L	6-35	2-6-1
D 26	California	L	6-21	2-7-1

1932 4-5-1, 4-4-1 (SC)

Captain: H.C. Neblett

DATE	OPPONENT	W/L	SCORE	REC
O 1	Clemson	W	32-14	1-0
O 8	Kentucky	L	6-12	1-1
O 15	Auburn	L	0-6	1-2
O 22	at North Carolina	W	43-14	2-2
O 29	at Vanderbilt	L	0-12	2-3
N 5	Tulane	L	14-20	2-4
N 12	Alabama	W	6-0	3-4
N 19	at Florida	W	6-0	4-4
N 26	Georgia	T	0-0	4-4-1
D 17	at California	L	7-27	4-5-1

SEC 1933-63

1933 5-5, 2-5 (SEC)

Captains: E.E. Laws, R.H. Tarpe

DATE	OPPONENT	W/L	SCORE	REC
S 30	Clemson	W	39-2	1-0
O 7	at Kentucky	L	6-7	1-1
O 14	Auburn	W	16-6	2-1
O 21	Tulane	L	0-7	2-2
O 28	at North Carolina	W	10-6	3-2
N 4	Vanderbilt	L	6-9	3-3
N 11	Florida	W	19-7	4-3
N 18	Alabama	L	9-12	4-4
N 25	Georgia	L	6-7	4-5
D 2	Duke	W	6-0	5-5

1934 1-9, 0-6 (SEC)

Captain: Jack Phillips

DATE	OPPONENT	W/L	SCORE	REC
S 29	Clemson	W	12-7	1-0
O 6	Vanderbilt	L	12-27	1-1
O 13	at Duke	L	0-20	1-2
O 20	at Michigan	L	2-9	1-3
O 27	at Tulane	L	12-20	1-4
N 3	North Carolina	L	0-26	1-5
N 10	Auburn	L	6-18	1-6
N 17	Alabama	L	0-40	1-7
N 24	at Florida	L	12-13	1-8
D 1	at Georgia	L	0-7	1-9

1935 5-5, 3-4 (SEC)

Captain: R.W. Eubanks

DATE	OPPONENT	W/L	SCORE	REC
S 28	Presbyterian	W	33-0	1-0
O 5	Sewanee	W	32-0	2-0
O 12	at Kentucky	L	6-25	2-1
O 19	Duke	W	6-0	3-1
O 26	at North Carolina	L	0-19	3-2
N 2	Vanderbilt	L	13-14	3-3
N 9	Auburn	L	7-33	3-4
N 16	at Alabama	L	7-38	3-5
N 23	Florida	W	39-6	4-5
N 30	Georgia	W	19-7	5-5

■ The Associated Press began its college football poll in 1936. The numbers indicate Georgia Tech's and the opponent's rank at the time of the game.

1936 5-5-1, 3-3-1 (SEC)

Captain: J.W. FitzSimmons

DATE	GT	OPP	OPPONENT	W/L	SCORE	REC
S 26	-	-	Presbyterian#	W	55-0	1-0
O 3	-	-	Sewanee	W	58-0	2-0
O 10	-	-	Kentucky	W	34-0	3-0
O 17	-	-	at Duke	L	6-19	3-1
O 24	-	-	at Vanderbilt	T	0-0	3-1-1
O 31	-	-	Clemson	L	13-14	3-2-1
N 7	-	20	Auburn	L	12-13	3-3-1
N 14	-	4	Alabama	L	16-20	3-4-1
N 21	-	-	Florida	W	38-14	4-4-1
N 28	-	-	at Georgia	L	6-16	4-5-1
D 26	-	-	California	W	13-7	5-5-1

- first night game in Georgia Tech history

1937 6-3-1, 3-2-1 (SEC)

Captain: Fletcher Sims

DATE	GT	OPP	OPPONENT	W/L	SCORE	REC
S 24	-	-	Presbyterian	W	59-0	1-0
O 2	-	-	Mercer	W	28-0	2-0
O 9	-	-	at Kentucky	W	32-0	3-0
O 16	-	-	Duke	L	19-20	3-1
O 23	-	20	Auburn	L	0-21	3-2
O 30	-	-	Vanderbilt	W	14-0	4-2
N 6	-	-	Clemson	W	7-0	5-2
N 13	-	3	at Alabama	L	0-7	5-3
N 20	-	-	at Florida	W	12-0	6-3
N 27	-	-	Georgia	T	6-6	6-3-1

1938 3-4-3, 2-1-3 (SEC)

Captain: Jack Chivington

DATE	GT	OPP	OPPONENT	W/L	SCORE	REC
O 1	-	-	Mercer	W	19-0	1-0
O 8	-	-	Notre Dame	L	6-14	1-1
O 15	-	-	at Duke	L	0-6	1-2
O 22	-	-	Auburn	W	7-6	2-2
O 29	-	-	at Vanderbilt	L	7-13	2-3
N 5	-	-	Kentucky	W	19-18	3-3
N 12	-	16	Alabama	T	14-14	3-3-1
N 19	-	-	Florida	T	0-0	3-3-2
N 26	-	-	at Georgia	T	0-0	3-3-3
D 26	-	-	at Cal	L	0-13	3-4-3

1939 8-2, 6-0 (SEC)

SEC CO-CHAMPIONS
Captain: R.W. Murphy

DATE	GT	OPP	OPPONENT	W/L	SCORE	REC
O 7	-	-	at Notre Dame	L	14-17	0-1
O 14	-	-	Samford	W	35-0	1-1
O 21	-	-	Vanderbilt	W	14-6	2-1
O 28	-	-	Auburn	W	7-6	3-1
N 4	12	-	Duke	L	6-7	3-2
N 11	18	-	Kentucky	W	13-6	4-2
N 18	-	-	at Alabama	W	6-0	5-2
N 25	19	-	at Florida	W	21-7	6-2
D 2	-	-	Georgia	W	13-0	7-2

ORANGE BOWL (Miami, Fla.)
J 1 16 6 vs. Missouri W 21-7 8-2
FINAL RANKING: 16 (AP)

1940 3-7, 1-5 (SEC)

Captain: N.M. Cavette

DATE	GT	OPP	OPPONENT	W/L	SCORE	REC
O 5	-	-	Samford	W	27-0	1-0
O 12	-	-	at Notre Dame	L	20-26	1-1
O 19	-	-	at Vanderbilt	W	19-0	2-1
O 26	-	-	at Auburn	L	7-16	2-2
N 2	-	18	at Duke	L	7-41	2-3
N 9	-	-	at Kentucky	L	7-26	2-4
N 16	-	14	at Alabama	L	13-14	2-5
N 23	-	-	at Florida	L	7-16	2-6
N 30	-	-	at Georgia	L	19-21	2-7
D 28	-	-	California	W	13-0	3-7

HISTORY

YEAR-BY-YEAR RESULTS

1941 3-6, 2-4 (SEC)

Captain: C.R. Sanders

DATE	GT	OPP	OPPONENT	W/L	SCORE	REC
O 4	-	-	Chattanooga	W	20-0	1-0
O 11	-	-	Notre Dame	L	0-20	1-1
O 18	-	18	at Vanderbilt	L	7-14	1-2
O 25	-	-	Auburn	W	28-14	2-2
N 1	-	4	Duke	L	0-14	2-3
N 8	-	-	Kentucky	W	20-13	3-3
N 15	-	9	at Alabama	L	0-20	3-4
N 22	-	-	at Florida	L	7-14	3-5
N 29	-	20	Georgia	L	0-21	3-6

1942 9-2, 4-1 (SEC)

Captain: Jack Marshall

DATE	GT	OPP	OPPONENT	W/L	SCORE	REC
S 26	-	-	Auburn	W	15-0	1-0
O 3	-	-	at Notre Dame	W	13-6	2-0
O 10	-	-	Chattanooga	W	30-6	3-0
O 17	6	-	Davidson	W	33-0	4-0
O 24	6	-	at Navy	W	21-0	5-0
O 31	5	-	at Duke	W	26-7	6-0
N 7	3	-	Kentucky	W	47-7	7-0
N 14	2	5	Alabama	W	7-0	8-0
N 21	2	-	Florida	W	20-7	9-0
N 28	2	5	at Georgia	L	0-34	9-1

COTTON BOWL (Dallas, Texas)

J 1	5	11	vs. Texas	L	7-11	9-2
-----	---	----	-----------	---	------	-----

FINAL RANKING: 5 (AP)

1943 8-3, 3-0 (SEC)

SUGAR BOWL CHAMPIONS, SEC CHAMPIONS

Captains: George Manning, John Steber

DATE	GT	OPP	OPPONENT	W/L	SCORE	REC
S 25	-	-	North Carolina	W	20-7	1-0
O 2	-	-	at Notre Dame	L	13-55	1-1
O 9	-	-	Georgia Navy PF	W	35-7	2-1
O 16	-	-	Ft. Benning	W	27-0	3-1
O 23	3	-	at Navy	L	14-28	3-2
O 30	8	-	Duke	L	7-14	3-3
N 6	20	-	LSU	W	42-7	4-3
N 13	19	-	at Tulane	W	33-0	5-3
N 20	15	-	Clemson	W	41-6	6-3
N 27	14	-	Georgia	W	48-0	7-3

SUGAR BOWL (New Orleans, La.)

J 1	13	15	vs. Tulsa	W	20-18	8-3
-----	----	----	-----------	---	-------	-----

FINAL RANKING: 13 (AP)

1944 8-3, 4-0 (SEC)

ORANGE BOWL, SEC CHAMPIONS

Captain: Phillip Tinsley

DATE	GT	OPP	OPPONENT	W/L	SCORE	REC
S 30	-	-	Clemson	W	51-0	1-0
O 7	-	-	North Carolina	W	28-0	2-0
O 14	10	-	Auburn	W	27-0	3-0
O 21	8	9	Navy	W	17-15	4-0
O 27	5	-	Georgia Navy PF	W	13-7	5-0
N 4	5	-	at Duke	L	13-19	5-1
N 11	13	-	Tulane	W	34-7	6-1
N 18	9	-	at LSU	W	14-6	7-1
N 25	10	18	Notre Dame	L	0-21	7-2
D 2	-	-	Georgia	W	44-0	8-2

ORANGE BOWL (Miami, Fla.)

J 1	13	-	vs. Tulsa	L	12-26	8-3
-----	----	---	-----------	---	-------	-----

FINAL RANKING: 13 (AP)



BOBBY DODD

Head Coach (1945-66)

22 seasons

Record: 165-64-8 (.713)

1945 4-6, 2-2 (SEC)

Captain: Paul Duke

DATE	GT	OPP	OPPONENT	W/L	SCORE	REC
S 29	-	-	at North Carolina	W	20-14	1-0
O 6	-	-	Notre Dame	L	7-40	1-1
O 13	-	-	Samford	W	43-0	2-1
O 20	-	2	at Navy ¹	L	6-20	2-2
O 27	-	-	Auburn	W	20-7	3-2
N 3	-	18	Duke	L	6-14	3-3
N 10	-	-	at Tulane	W	41-7	4-3
N 17	-	-	LSU	L	7-9	4-4
N 24	-	-	Clemson	L	7-21	4-5
D 1	-	-	Georgia	L	0-33	4-6

1 - Played in Baltimore, Md.

1946 9-2, 4-2 (SEC)

OIL BOWL CHAMPIONS

Captain: R.T. Davis

DATE	GT	OPP	OPPONENT	W/L	SCORE	REC
S 28	-	-	at Tennessee	L	9-13	0-1
O 5	-	-	VMI	W	32-6	1-1
O 12	-	-	Ole Miss	W	24-7	2-1
O 19	-	12	at LSU	W	26-7	3-1
O 26	-	15	Auburn	W	27-6	4-1
N 2	16	19	at Duke	W	14-0	5-1
N 9	8	-	Navy	W	28-20	6-1
N 16	7	-	Tulane	W	35-7	7-1
N 23	6	-	Furman	W	41-7	8-1
N 30	7	3	at Georgia	L	7-35	8-2

OIL BOWL (Houston, Texas)

J 1	11	-	vs. Saint Mary's	W	41-19	9-2
-----	----	---	------------------	---	-------	-----

FINAL RANKING: 11 (AP)

1947 10-1, 4-1 (SEC)

ORANGE BOWL CHAMPIONS

Captains: Bill Healy, Rollo Phillips

DATE	GT	OPP	OPPONENT	W/L	SCORE	REC
S 27	-	-	Tennessee	W	27-0	1-0
O 4	-	-	at Tulane	W	20-6	2-0
O 11	4	-	VMI	W	20-0	3-0
O 18	5	-	Auburn	W	27-7	4-0
O 25	7	-	The Citadel	W	38-0	5-0
N 1	6	9	Duke	W	7-0	6-0
N 8	6	-	at Navy ¹	W	16-14	7-0
N 15	6	14	at Alabama ²	L	7-14	7-1
N 22	10	-	Furman	W	51-0	8-1
N 29	9	-	Georgia	W	7-0	9-1

ORANGE BOWL (Miami, Fla.)

J 1	10	12	vs. Kansas	W	20-14	10-1
-----	----	----	------------	---	-------	------

FINAL RANKING: 10 (AP)

1 - Played in Baltimore, Md.

2 - Played in Birmingham, Ala.

1948 7-3, 4-3 (SEC)

Captains: George Brodnax, Jim Castleberry

DATE	GT	OPP	OPPONENT	W/L	SCORE	REC
S 25	-	-	at Vanderbilt	W	13-0	1-0
O 2	-	-	Tulane (t)	W	13-7	2-0
O 9	6	-	Washington & Lee	W	27-0	3-0
O 16	7	-	Auburn	W	27-0	4-0
O 23	6	-	Florida	W	42-7	5-0
O 30	6	-	at Duke	W	19-7	6-0
N 6	6	-	Tennessee	L	6-13	6-1
N 13	11	-	Alabama	L	12-14	6-2
N 20	20	-	The Citadel	W	54-0	7-2
N 27	12	-	at Georgia	L	13-21	7-3

t - Georgia Tech's first televised game (WSB-TV)

1949 7-3, 5-2 (SEC)

Captain: Tom Coleman

DATE	GT	OPP	OPPONENT	W/L	SCORE	ATT	REC
S 24	-	-	Vanderbilt	W	12-7	39,000	1-0
O 1	-	-	at Tulane	L	0-18	55,000	1-1
O 8	-	-	Washington & Lee	W	36-0	25,000	2-1
O 15	-	-	Auburn	W	35-21	33,000	3-1
O 22	-	-	at Florida	W	43-14	27,000	4-1
O 29	-	-	Duke (HC)	L	14-27	38,000	4-2
N 5	-	14	Tennessee	W	30-13	N/A	5-2
N 12	-	-	at Alabama ¹	L	7-20	43,000	5-3
N 19	-	-	South Carolina	W	13-3	20,000	6-3
N 26	-	-	Georgia	W	7-6	40,000	7-3

1 - Played in Birmingham, Ala.

1950 5-6, 4-2 (SEC)

Captain: Bob Bossons

DATE	GT	OPP	OPPONENT	W/L	SCORE	ATT	REC
S 23	-	-	at SMU	L	13-13	N/A	0-1
S 30	-	-	South Carolina	L	0-7	25,000	0-2
O 7	-	-	Florida	W	16-13	25,000	1-2
O 14	-	-	at LSU	W	13-0	42,000	2-2
O 21	-	-	Auburn	W	20-0	30,000	3-2
O 28	-	4	Kentucky (HC)	L	14-28	35,000	3-3
N 4	-	-	at Duke	L	21-30	30,000	3-4
N 11	-	-	VMI	L	13-14	22,000	3-5
N 18	-	-	Alabama	L	19-54	38,000	3-6
N 25	-	-	Davidson	W	46-14	20,000	4-6
D 2	-	-	at Georgia	W	7-0	50,000	5-6

1951 11-0-1, 7-0 (SEC)

ORANGE BOWL CHAMPIONS, SEC CHAMPIONS

Captain: Lamar Wheat

DATE	GT	OPP	OPPONENT	W/L	SCORE	ATT	REC
S 22	-	-	SMU	W	21-7	33,000	1-0-0
S 29	-	-	at Florida	W	27-0	39,000	2-0-0
O 6	11	17	at Kentucky	W	13-7	35,000	3-0-0
O 13	8	-	LSU	W	25-7	30,000	4-0-0
O 20	5	-	Auburn	W	27-7	31,000	5-0-0
O 27	3	-	at Vanderbilt	W	8-7	26,000	6-0-0
N 3	5	-	Duke (HC)	T	14-14	36,000	6-0-1
N 10	8	-	VMI	W	34-7	21,000	7-0-1
N 17	7	-	at Alabama	W	27-7	35,000	8-0-1
N 24	7	-	Davidson	W	34-7	18,000	9-0-1
D 1	6	-	Georgia	W	48-6	40,000	10-0-1

ORANGE BOWL (Miami, Fla.)

J 1	5	9	vs. Baylor	W	17-14	65,837	11-0-1
-----	---	---	------------	---	-------	--------	--------

FINAL RANKING: 5 (AP)

1952 12-0, 6-0 (SEC)

CO-NATIONAL CHAMPIONS

SUGAR BOWL CHAMPIONS, SEC CHAMPIONS

Captains: George Morris, Hal Miller

DATE	GT	OPP	OPPONENT	W/L	SCORE	ATT	REC
S 20	-	-	The Citadel	W	54-6	22,000	1-0
S 27	-	-	Florida	W	17-14	30,939	2-0
O 4	6	-	at SMU	W	20-7	41,000	3-0
O 11	5	-	Tulane	W	14-0	27,913	4-0
O 18	4	-	Auburn	W	33-0	34,689	5-0
O 25	5	-	Vanderbilt (HC)	W	30-0	35,373	6-0
N 1	4	6	at Duke	W	28-7	40,000	7-0
N 8	3	-	Army	W	45-6	40,000	8-0
N 15	2	12	Alabama	W	7-3	38,063	9-0
N 22	2	-	Florida State	W	30-9	25,000	10-0
N 29	3	-	at Georgia	W	23-9	50,000	11-0

SUGAR BOWL (New Orleans, La.)

J 1	2	7	vs. Ole Miss	W	24-7	80,187	12-0
-----	---	---	--------------	---	------	--------	------

FINAL RANKING: 1 (NS), 2 (AP), 2 (UPI)

HISTORY

YEAR-BY-YEAR RESULTS

1953 9-2-1, 4-1-1 (SEC)

SUGAR BOWL CHAMPIONS

Captains: Sam Hensley, Ed Gossage, Orville Vereen

DATE	GT	OPP	OPPONENT	W/L	SCORE	ATT	REC
S 19	-	-	Davidson	W	53-0	22,000	1-0
S 26	-	-	at Florida	T	0-0	41,000	1-0-1
O 3	9	-	SMU	W	6-4	37,000	2-0-1
O 10	10	-	at Tulane	W	27-13	30,000	3-0-1
O 17	6	19	Auburn	W	36-6	39,500	4-0-1
O 24	4	1	at Notre Dame	L	14-27	58,254	4-1-1
O 31	8	-	at Vanderbilt	W	43-0	24,000	5-1-1
N 7	6	-	Clemson (HC)	W	20-7	35,000	6-1-1
N 14	5	-	at Alabama ¹	L	6-13	42,500	6-2-1
N 21	12	15	Duke	W	13-10	40,000	7-2-1
N 28	10	-	Georgia	W	28-12	41,000	8-2-1

SUGAR BOWL (New Orleans, La.)

J 1	8	10	vs. West Virginia	W	42-19	70,500	9-2-1
-----	---	----	-------------------	---	-------	--------	-------

FINAL RANKING: 8 (AP), 9 (UPI)

1 - Played in Birmingham, Ala.

1954 8-3, 6-2 (SEC)

COTTON BOWL CHAMPIONS

Captain: Larry Morris

DATE	GT	OPP	OPPONENT	W/L	SCORE	ATT	REC
S 18	-	-	Tulane	W	28-0	28,000	1-0
S 25	-	5	Florida	L	12-13	30,000	1-1
O 2	-	-	at SMU	W	10-17	34,000	2-1
O 9	-	-	LSU	W	30-20	28,000	3-1
O 16	19	-	Auburn	W	14-7	40,000	4-1
O 23	15	-	Kentucky (HC)	L	6-13	34,000	4-2
O 30	16	-	at Duke	L	20-21	33,000	4-3
N 6	-	-	Tennessee	W	28-7	40,000	5-3
N 13	-	-	Alabama	W	20-0	40,000	6-3
N 27	-	-	at Georgia	W	7-3	50,000	7-3

COTTON BOWL (Dallas, Texas)

J 1	-	10	vs. Arkansas	W	14-6	75,500	8-3
-----	---	----	--------------	---	------	--------	-----

FINAL RANKING: 13 (UPI)

1955 9-1-1, 4-1-1 (SEC)

SUGAR BOWL CHAMPIONS

Captain: Jimmy Morris

DATE	GT	OPP	OPPONENT	W/L	SCORE	ATT	REC
S 17	-	-	Miami	W	14-6	39,500	1-0-0
S 24	2	19	at Florida	W	14-7	40,000	2-0-0
O 1	3	-	SMU	W	20-7	34,000	3-0-0
O 8	4	-	at LSU	W	7-0	60,000	4-0-0
O 15	5	17	Auburn	L	12-14	40,000	4-1-0
O 22	13	-	Florida State	W	34-0	30,000	5-1-0
O 29	12	17	Duke (HC)	W	27-0	40,000	6-1-0
N 5	8	-	at Tennessee	T	7-7	50,000	6-1-1
N 12	11	-	at Alabama ¹	W	26-2	38,000	7-1-1
N 26	9	-	Georgia	W	21-3	40,000	8-1-1

SUGAR BOWL (New Orleans, La.)

J 2	7	11	vs. Pittsburgh	W	7-0	80,174	9-1-1
-----	---	----	----------------	---	-----	--------	-------

FINAL RANKING: 7 (AP), 7 (UPI)

1 - Played in Birmingham, Ala.

1956 10-1, 7-1 (SEC)

GATOR BOWL CHAMPIONS

Captains: Wade Mitchell, George Volkert

DATE	GT	OPP	OPPONENT	W/L	SCORE	ATT	REC
S 22	-	-	at Kentucky	W	14-6	30,000	1-0
S 29	2	5	at SMU	W	9-7	46,000	2-0
O 13	3	-	LSU	W	39-7	39,500	3-0
O 20	3	-	Auburn	W	28-7	40,000	4-0
O 27	3	15	Tulane (HC)	W	40-0	40,000	5-0
N 3	2	-	at Duke	W	7-0	38,000	6-0
N 10	2	3	at Tennessee	L	0-6	40,000	6-1
N 17	4	-	Alabama	W	27-0	38,500	7-1
N 24	5	13	at Florida	W	28-0	37,000	8-1
D 1	4	-	at Georgia	W	35-0	50,000	9-1

GATOR BOWL (Jacksonville, Fla.)

D 29	4	13	vs. Pittsburgh	W	21-14	37,683	10-1
------	---	----	----------------	---	-------	--------	------

FINAL RANKING: 4 (AP), 4 (UPI)

1957 4-4-2, 3-4-1 (SEC)

Captain: Don Stephenson

DATE	GT	OPP	OPPONENT	W/L	SCORE	ATT	REC
S 21	-	-	Kentucky*	W	13-0	40,000	1-0-0
S 28	3	15	SMU	T	0-0	39,000	1-0-1
O 12	17	-	at LSU*	L	13-20	62,500	1-1-1
O 19	-	9	Auburn*	L	0-3	40,000	1-2-1
O 26	-	-	at Tulane*	W	20-13	25,000	2-2-1
N 2	-	7	Duke (HC)	W	13-0	40,000	3-2-1
N 9	18	9	at Tennessee*	L	6-21	45,500	3-3-1
N 16	-	-	at Alabama**	W	10-7	30,000	4-3-1
N 23	-	-	Florida*	T	0-0	40,000	4-3-2
N 30	-	-	Georgia*	L	0-7	40,000	4-4-2

1 - Played in Birmingham, Ala.

1958 5-4-1, 2-3-1 (SEC)

Captain: Foster Watkins

DATE	GT	OPP	OPPONENT	W/L	SCORE	ATT	REC
S 20	-	-	at Kentucky*	L	0-13	30,000	0-1
S 26	-	-	Florida State RR	W	17-3	40,391	1-1
O 4	-	-	Tulane*	W	14-0	38,000	2-1
O 11	-	-	Tennessee*	W	21-7	44,726	3-1
O 18	-	2	Auburn*	T	7-7	44,726	3-1-1
O 25	17	-	at SMU	L	0-20	27,000	3-2-1
N 1	-	-	at Duke	W	10-8	30,000	4-2-1
N 8	-	17	Clemson	W	13-0	44,726	5-2-1
N 15	20	-	Alabama* (HC)	L	8-17	44,726	5-3-1
N 29	-	-	at Georgia*	L	3-16	50,000	5-4-1

1959 6-5, 3-3 (SEC)

GATOR BOWL

Captain: Maxie Baughan

DATE	GT	OPP	OPPONENT	W/L	SCORE	ATT	REC
S 19	-	-	at Kentucky*	W	14-12	35,000	1-0
S 26	16	6	SMU	W	16-12	43,000	2-0
O 3	7	6	Clemson	W	16-6	44,174	3-0
O 10	3	8	at Tennessee*	W	14-7	45,021	4-0
O 17	4	11	Auburn*	L	6-7	44,174	4-1
O 24	9	-	at Tulane*	W	21-13	30,000	5-1
O 31	9	-	Duke (HC)	L	7-10	44,174	5-2
N 7	19	-	at Notre Dame	W	14-10	58,575	6-2
N 14	15	-	at Alabama**	L	7-9	43,500	6-3
N 28	-	6	Georgia*	L	14-21	44,174	6-4

GATOR BOWL (Jacksonville, Fla.)

J 2	-	9	vs. Arkansas	L	7-14	45,104	6-5
-----	---	---	--------------	---	------	--------	-----

1 - Played in Birmingham, Ala.

1961 5-5, 4-4 (SEC)

Captain: Gerald Burch

DATE	GT	OPP	OPPONENT	W/L	SCORE	ATT	REC
S 17	-	-	Kentucky*	W	23-13	40,594	1-0
S 24	13	-	at Rice	W	16-13	35,000	2-0
O 1	10	-	at Florida*	L	17-18	39,000	2-1
O 8	-	-	LSU*	W	6-2	44,176	3-1
O 15	-	19	at Auburn**	L	7-9	44,000	3-2
O 22	-	-	Tulane* (HC)	W	14-6	43,608	4-2
O 29	-	15	at Duke	L	0-6	40,000	4-3
N 5	-	8	Tennessee*	W	14-7	45,072	5-3
N 12	-	-	Alabama*	L	15-16	44,006	5-4
N 26	-	-	at Georgia*	L	6-7	55,000	5-5

1 - Played in Birmingham, Ala.

1961 7-4, 4-3 (SEC)

GATOR BOWL

Captains: Chick Graning, Willie McLaughery, Billy Williamson

DATE	GT	OPP	OPPONENT	W/L	SCORE	ATT	REC
S 22	-	9	at USC	W	27-7	39,590	1-0
S 30	-	-	Rice	W	24-0	43,501	2-0
O 7	3	-	at LSU*	L	0-10	66,000	2-1
O 14	-	-	Duke	W	21-0	44,015	3-1
O 21	8	-	Auburn*	W	7-6	45,376	4-1
O 28	9	-	at Tulane*	W	35-0	18,000	5-1
N 4	7	-	Florida* (HC)	W	20-0	44,940	6-1
N 11	9	-	at Tennessee*	L	6-10	46,000	6-2
N 18	-	2	at Alabama**	L	0-10	53,000	6-3
D 2	-	-	Georgia*	W	22-7	47,098	7-3

GATOR BOWL (Jacksonville, Fla.)

D 30	13	17	vs. Penn State	L	15-30	50,202	7-4
------	----	----	----------------	---	-------	--------	-----

FINAL RANKING: 13 (AP), 13 (UPI)

1 - Played in Birmingham, Ala.

1962 7-3-1, 5-2 (SEC)

BLUEBONNET BOWL

Captain: Tom Winingder

DATE	GT	OPP	OPPONENT	W/L	SCORE	ATT	REC
S 22	-	-	Clemson	W	26-9	51,140	1-0-0
S 29	8	-	at Florida*	W	17-0	44,500	2-0-0
O 6	5	-	LSU*	L	7-10	49,744	2-1-0
O 13	11	-	Tennessee*	W	17-0	52,223	3-1-0
O 20	-	-	at Auburn**	L	14-17	56,319	3-2-0
O 27	-	-	Tulane* (HC)	W	42-12	46,370	4-2-0
N 3	-	-	at Duke	W	20-9	44,000	5-2-0
N 10	-	-	Florida State	T	14-14	43,802	5-2-1
N 17	-	1	Alabama*	W	7-6	52,971	6-2-1
D 1	-	-	at Georgia*	W	37-6	55,000	7-2-1

BLUEBONNET BOWL (Houston, Texas)

D 22	-	-	vs. Missouri	L	10-14	55,000	7-3-1
------	---	---	--------------	---	-------	--------	-------

FINAL RANKING: 11 (UPI)

1 - Played in Birmingham, Ala.

INDEPENDENT 1964-78

1963 7-3, 4-3 (SEC)

Captain: Billy Lothridge

DATE	GT	OPP
------	----	-----

YEAR-BY-YEAR RESULTS

1966 9-2

ORANGE BOWL

Captains: Jim Breland, Bill Moorer, Billy Schroer, Sammy Burke

DATE	GT	OPP	OPPONENT	W/L	SCORE	ATT	REC
S 17	-	-	Texas A&M	W	38-3	36,215	1-0
S 24	-	-	Vanderbilt	W	42-0	42,260	2-0
O 1	9	-	Clemson	W	13-12	44,735	3-0
O 8	9	8	Tennessee	W	6-3	52,180	4-0
O 15	7	-	at Auburn ¹	W	17-3	54,000	5-0
O 22	6	-	Tulane	W	35-17	44,355	6-0
O 29	6	-	at Duke	W	48-7	42,000	7-0
N 5	5	-	Virginia	W	14-13	42,126	8-0
N 12	5	-	Penn State (HC)	W	21-0	50,172	9-0
N 26	5	7	at Georgia	L	14-23	48,782	9-1

ORANGE BOWL (Miami, Fla.)

J 2	8	-	vs. Florida	L	12-27	72,426	9-2
-----	---	---	-------------	---	-------	--------	-----

FINAL RANKING: 8 (AP), 8 (UPI)

1 - Played in Birmingham, Ala.



BUD CARSON

Head Coach (1967-71)

5 seasons

Record: 27-27-0 (.500)

1967 4-6

Captains: Kim King, David Barber, Randall Edmunds

DATE	GT	OPP	OPPONENT	W/L	SCORE	ATT	REC
S 23	-	-	at Vanderbilt	W	17-10	24,000	1-0
S 30	-	-	TCU	W	24-7	55,299	2-0
O 7	-	-	Clemson	W	10-0	59,588	3-0
O 14	-	-	at Tennessee	L	13-24	55,119	3-1
O 21	-	-	Auburn	L	10-28	59,603	3-2
O 28	-	-	at Tulane	L	12-23	29,643	3-3
N 4	-	-	Duke (HC)	W	19-7	50,103	4-3
N 10	-	-	at Miami	L	7-49	48,267	4-4
N 18	-	9	Notre Dame	L	3-36	60,024	4-5
N 25	-	-	Georgia	L	14-21	53,699	4-6

1968 4-6

Captains: Bill Kinard, Joel Stevenson

DATE	GT	OPP	OPPONENT	W/L	SCORE	ATT	REC
S 21	-	-	TCU	W	17-7	43,273	1-0
S 28	-	15	Miami	L	7-10	44,774	1-1
O 5	-	-	Clemson	W	24-21	56,116	2-1
O 12	-	10	Tennessee	L	7-24	60,011	2-2
O 19	-	-	at Auburn ¹	W	21-20	50,000	3-2
O 26	-	-	Tulane (HC)	W	23-19	47,481	4-2
N 2	-	-	at Duke	L	30-46	25,000	4-3
N 9	-	-	Navy	L	15-35	31,624	4-4
N 16	-	9	at Notre Dame	L	6-34	50,075	4-5
N 30	-	4	at Georgia	L	8-47	59,537	4-6

1 - Played in Birmingham, Ala.

1969 4-6

Captains: Gene Spiotta, Renso Perdoni

DATE	GT	OPP	OPPONENT	W/L	SCORE	ATT	REC
S 20	-	-	SMU	W	24-21	46,624	1-0
S 27	-	-	Baylor	W	17-10	37,776	2-0
O 4	-	-	Clemson	L	10-21	50,224	2-1
O 1	-	10	at Tennessee	L	8-26	63,171	2-2
O 18	-	15	Auburn	L	14-17	59,464	2-3
O 25	-	7	at USC	L	18-29	53,341	2-4
N 1	-	-	Duke (HC)	W	20-7	41,113	3-4
N 8	-	-	at Tulane	L	7-14	19,450	3-5
N 15	-	9	Notre Dame	L	20-38	41,104	3-6
N 29	-	-	Georgia	W	6-0	60,106	4-6

1970 9-3

SUN BOWL CHAMPIONS

Captains: Jack Williams, Renso Perdoni

DATE	GT	OPP	OPPONENT	W/L	SCORE	ATT	REC
S 12	-	17	South Carolina	W	23-20	51,206	1-0
S 19	-	-	Florida State	W	23-13	50,324	2-0
S 26	19	-	Miami	W	31-21	44,246	3-0
O 3	15	-	Clemson	W	28-7	50,113	4-0
O 10	13	20	Tennessee	L	6-17	59,624	4-1
O 17	16	8	at Auburn	L	7-31	62,391	4-2
O 24	-	-	Tulane	W	20-6	32,129	5-2
O 31	-	-	at Duke	W	24-16	32,650	6-2
N 7	-	-	Navy (HC)	W	30-8	50,105	7-2
N 14	-	1	at Notre Dame	L	7-10	59,075	7-3
N 28	16	-	at Georgia	W	17-7	59,803	8-3

SUN BOWL (El Paso, Texas)

D 19	13	19	vs. Texas Tech	W	17-9	30,512	9-3
------	----	----	----------------	---	------	--------	-----

FINAL RANKING: 13 (AP), 17 (UPI)

1971 6-6

PEACH BOWL

Captains: Brent Cunningham, Jeff Ford

DATE	GT	OPP	OPPONENT	W/L	SCORE	ATT	REC
S 11	17	-	at South Carolina	L	7-24	54,842	0-1
S 18	-	18	Michigan State	W	10-0	50,646	1-1
S 25	-	-	Army	L	13-16	40,123	1-2
O 2	-	-	Clemson	W	24-14	50,239	2-2
O 9	-	13	at Tennessee	L	6-10	63,671	2-3
O 16	-	5	Auburn	L	14-31	60,204	2-4
O 23	-	-	at Tulane	W	24-16	50,248	3-4
O 30	-	-	Duke (HC)	W	21-0	49,886	4-4
N 6	-	-	Navy	W	34-21	44,821	5-4
N 13	-	-	Florida State	W	12-6	44,261	6-4
N 25	-	7	Georgia (T)	L	24-28	60,124	6-5

PEACH BOWL (Atlanta, Ga.)

D 30	-	17	vs. Ole Miss	L	18-41	36,771	6-6
------	---	----	--------------	---	-------	--------	-----



BILL FULCHER

Head Coach (1972-73)

2 seasons

Record: 12-10-1 (.543)

1972 7-4-1

LIBERTY BOWL CHAMPIONS

Captains: Brad Bourne, Rick Lantz

DATE	GT	OPP	OPPONENT	W/L	SCORE	ATT	REC
S 9	-	15	Tennessee	L	3-34	52,112	0-1
S 16	-	-	South Carolina	W	34-6	48,224	1-1
S 23	-	18	at Michigan State	W	21-16	44,141	2-1
S 30	-	-	Rice	T	36-36	41,179	2-1-1
O 7	-	-	Clemson	W	31-9	50,239	3-1-1
O 21	-	14	at Auburn	L	14-24	60,261	3-2-1
O 28	-	-	Tulane (HC)	W	21-7	48,096	4-2-1
N 4	-	-	at Duke	L	14-20	37,300	4-3-1
N 11	-	-	Boston College	W	42-10	36,114	5-3-1
N 18	-	-	Navy	W	30-7	39,233	6-3-1
D 2	-	-	Georgia	L	7-27	60,241	6-4-1

LIBERTY BOWL (Memphis, Tenn.)

D 18	-	-	vs. Iowa State	W	31-30	50,021	7-4-1
------	---	---	----------------	---	-------	--------	-------

FINAL RANKING: 20 (AP)

1973 5-6

Captains: Jim Owings, Steve Putnal

DATE	GT	OPP	OPPONENT	W/L	SCORE	ATT	REC
S 15	-	-	at South Carolina	L	28-41	51,584	0-1
S 22	-	1	USC	L	6-23	58,228	0-2
S 29	-	-	Clemson	W	29-21	48,062	1-2
O 6	-	-	Army	W	14-10	50,111	2-2
O 13	-	8	at Tennessee	L	14-20	70,616	2-3
O 20	-	-	Auburn	L	10-24	59,123	2-4
O 27	-	-	at Tulane	L	14-23	66,826	2-5
N 3	-	-	Duke (HC)	W	12-10	47,129	3-5
N 10	-	-	VMI	W	36-7	38,112	4-5
N 17	-	-	Navy ¹	W	26-22	26,235	5-5
D 1	-	-	Georgia	L	3-10	60,316	5-6

1 - Played in Baltimore, Md.



PEPPER RODGERS

Head Coach (1974-79)

6 seasons

Record: 34-31-2 (.522)

1974 9-5

Captains: Billy Shields, Joe Harris, Randy Rhino

DATE	GT	OPP	OPPONENT	W/L	SCORE	ATT	REC
S 9	-	2	Notre Dame	L	7-31	44,228	0-1
S 14	-	-	South Carolina	W	35-20	47,171	1-1
S 21	-	15	Pittsburgh	L	17-27	37,361	1-2
S 28	-	-	at Clemson	L	17-21	42,000	1-3
O 5	-	-	Virginia	W	28-24	26,371	2-3
O 12	-	-	North Carolina (HC)	W	29-28	38,413	3-3
O 19	-	5	at Auburn	L	22-31	62,907	3-4
O 26	-	18	Tulane	W	27-7	48,623	4-4
N 2	-	-	at Duke	L	0-9	34,500	4-5
N 16	-	-	Navy	W	22-0	41,132	5-5
N 30	-	-	at Georgia	W	34-14	47,500	6-5

1975 7-4

Captains: Mark Hunter, Rick Gibney, Steve Crawford

DATE	GT	OPP	OPPONENT	W/L	SCORE	ATT	REC
S 13	-	-	at South Carolina	L	17-23	51,428	0-1
S 20	-	-	Miami	W	38-23	32,334	1-1
S 27	-	-	Clemson	W	33-28	46,212	2-1
O 4	-	-	Florida State	W	30-0	35,261	3-1
O 11	-	-	VMI	W	38-10	40,194	4-1
O 18	-	-	Auburn	L	27-31	58,316	4-2
O 25	-	-	at Tulane	W	23-0	63,333	5-2
N 1	-	-	Duke (HC)	W	21-6	44,116	6-2
N 8	-	12	at Notre Dame	L	3-24	59,075	6-3
N 15	-	-	Navy	W	14-13	36,231	7-3
N 27	-	15	Georgia (T)	L	26-42	55,135	7-4

1976 4-6-1

Captains: Lucius Sanford, Leo Tierney, Tony Daykin

DATE	GT	OPP	OPPONENT	W/L	SCORE	ATT	REC
S 11	-	-	South Carolina	L	17-27	38,923	0-1-0
S 18	-	3	Pittsburgh	L			

YEAR-BY-YEAR RESULTS

ACC 1979-PRESENT

1978 7-5

PEACH BOWL
Captains: Eddie Lee Ivery, Donald Patterson, Jeff Shank, Mike Taylor


DATE	GT	OPP	OPPONENT	W/L	SCORE	ATT	REC
S 9	-	-	at Duke	L	10-28	27,865	0-1
S 16	-	-	California	L	22-34	26,577	0-2
S 23	-	-	Tulane	W	27-17	25,805	1-2
S 30	-	-	The Citadel	W	28-0	21,802	2-2
O 7	-	-	South Carolina	W	6-3	36,128	3-2
O 14	-	-	Miami	W	24-19	29,695	4-2
O 21	-	-	at Auburn	W	24-10	59,111	5-2
O 28	-	-	Florida (HC)	W	17-13	44,866	6-2
N 11	-	-	at Air Force	W	42-21	19,564	7-2
N 18	20	10	Notre Dame	L	21-38	54,526	7-3
D 2	-	11	at Georgia	L	28-29	59,700	7-4

PEACH BOWL (Atlanta, Ga.)
D 25 - 7 vs. Purdue L 21-41 20,277 7-5

1979 4-6-1

PEACH BOWL
Captain: Tom Daniel

DATE	GT	OPP	OPPONENT	W/L	SCORE	ATT	REC
S 8	-	2	Alabama	L	6-30	57,621	0-1
S 22	-	-	at Florida	T	7-7	60,313	0-1-1
S 29	-	-	William & Mary	W	33-7	28,511	1-1-1
O 6	-	10	at Notre Dame	L	13-21	59,075	1-2-1
O 13	-	-	at Tennessee	L	0-31	85,524	1-3-1
O 20	-	14	Auburn	L	14-38	54,236	1-4-1
O 27	-	-	at Tulane	L	7-12	51,963	1-5-1
N 3	-	-	Duke	W	24-14	23,445	2-5-1
N 10	-	-	Air Force (HC)	W	21-0	30,113	3-5-1
N 17	-	-	Navy	W	24-14	24,318	4-5-1
N 24	-	-	at Georgia	L	3-16	48,781	4-6-1



BILL CURRY
Head Coach (1980-86)
7 seasons
Record: 31-43-4 (.423)

1980 1-9-1

ALL-AMERICAN BOWL CHAMPIONS
Captains: Ben Utt, Duane Wood, Ken Taylor, Darrell Thomas

DATE	GT	OPP	OPPONENT	W/L	SCORE	ATT	REC
S 6	-	2	at Alabama ¹	L	3-26	78,410	0-1
S 20	-	-	Florida	L	12-45	35,165	0-2
S 27	-	-	Memphis	W	17-8	28,062	1-2
O 4	-	10	at North Carolina	L	0-33	49,750	1-3
O 11	-	-	Tennessee	L	10-23	50,127	1-4
O 18	-	-	at Auburn	L	14-17	57,950	1-5
O 25	-	-	Tulane (HC)	L	14-31	35,119	1-6
N 1	-	-	at Duke	L	12-17	18,200	1-7
N 8	-	1	Notre Dame	T	3-3	41,226	1-7-1
N 15	-	-	Navy	L	8-19	17,631	1-8-1
N 29	-	1	at Georgia	L	20-38	62,800	1-9-1

1 - Played in Birmingham, Ala.

1981 1-10

ALL-AMERICAN BOWL CHAMPIONS
Captains: David Lutz, Lance Skelton, Mark Bradley, Ken Carney

DATE	GT	OPP	OPPONENT	W/L	SCORE	ATT	REC
S 12	-	4	at Alabama ¹	W	24-21	78,865	1-0
S 19	-	-	at Florida	L	6-27	63,876	1-1
S 26	-	-	Memphis	L	15-28	32,463	1-2
O 3	-	6	North Carolina	L	7-28	39,263	1-3
O 10	-	-	at Tennessee	L	7-10	94,478	1-4
O 17	-	-	Auburn	L	7-31	50,263	1-5
O 24	-	-	at Tulane	L	10-27	37,431	1-6
O 31	-	-	Duke (HC)	L	24-38	30,232	1-7
N 7	-	-	at Notre Dame	L	3-35	59,075	1-8
N 14	-	-	Navy	L	14-20	20,129	1-9
N 28	-	3	Georgia	L	7-44	58,623	1-10

1 - Played in Birmingham, Ala.

1982 6-5

ALL-AMERICAN BOWL CHAMPIONS
Captains: David Lutz, Sammy Brown, Kevin Brownlee

DATE	GT	OPP	OPPONENT	W/L	SCORE	ATT	REC
S 11	-	4	Alabama	L	7-45	57,126	0-1
S 18	-	-	The Citadel	W	36-7	24,463	1-1
S 25	-	-	at Memphis	W	24-20	15,061	2-1
O 2	-	12	at North Carolina	L	0-41	49,500	2-2
O 9	-	-	at Tulane	W	19-13	34,321	3-2
O 16	-	-	at Auburn	L	0-24	57,000	3-3
O 23	-	-	Tennessee	W	31-21	43,182	4-3
O 30	-	-	Duke (HC)	L	21-38	36,562	4-4
N 6	-	-	Virginia	W	38-32	22,103	5-4
N 13	-	-	at Wake Forest	W	45-7	19,257	6-4
N 27	-	1	at Georgia	L	18-38	82,122	6-5

1983 3-8, 3-2 (3rd, ACC)

ALL-AMERICAN BOWL CHAMPIONS
Captains: Rob Horton, Dean Waters, Ron Rice

DATE	GT	OPP	OPPONENT	W/L	SCORE	ATT	REC
S 10	-	14	at Alabama ¹	L	7-20	77,143	0-1
S 17	-	-	Furman	L	14-17	24,311	0-2
S 24	-	-	at Clemson*	L	14-41	73,000	0-3
O 1	-	5	North Carolina*	L	21-38	34,000	0-4
O 8	-	-	at NC State*	W	20-10	40,800	1-4
O 15	-	5	Auburn	L	13-31	55,112	1-5
O 22	-	-	at Tennessee	L	3-37	94,768	1-6
O 29	-	-	at Duke*	L	26-32	17,650	1-7
N 3	-	-	Virginia* THU	W	31-27	22,032	2-7
N 12	-	-	Wake Forest* (HC)	W	49-33	26,330	3-7
N 26	-	7	Georgia	L	24-27	59,113	3-8

1984 6-4-1, 2-2-1 (5th, ACC)

ALL-AMERICAN BOWL CHAMPIONS
Captains: David Bell, Donnie Chisholm, Robert Lavette

DATE	GT	OPP	OPPONENT	W/L	SCORE	ATT	REC
S 15	-	19	Alabama	W	16-6	56,107	1-0
S 22	-	-	The Citadel	W	48-3	31,684	2-0
S 29	18	13	Clemson*	W	28-21	57,704	3-0
O 6	12	-	NC State*	L	22-27	32,627	3-1
O 13	20	-	at Virginia*	T	20-20	40,067	3-1-1
O 20	-	13	at Auburn	L	34-48	75,216	3-2-1
O 27	-	-	Tennessee	L	21-24	45,167	3-3-1
N 3	-	-	Duke* (HC)	W	31-3	36,393	4-3-1
N 10	-	-	at North Carolina*	L	17-24	47,000	4-4-1
N 17	-	-	at Wake Forest*	W	24-7	22,700	5-4-1
D 1	-	18	at Georgia	W	35-18	82,122	6-4-1

1985 9-2-1, 5-1 (2nd, ACC)


ALL-AMERICAN BOWL CHAMPIONS
Captains: John Nemyer, Ted Root, Mike Snow

DATE	GT	OPP	OPPONENT	W/L	SCORE	ATT	REC
S 14	-	-	at NC State*	W	28-18	32,100	1-0
S 21	-	-	Virginia*	L	13-24	38,291	1-1
S 28	-	-	at Clemson*	W	14-3	78,000	2-1
O 5	-	-	North Carolina*	W	31-0	35,625	3-1
O 12	-	-	Western Carolina (HC)	W	24-17	36,111	4-1
O 19	-	8	Auburn	L	14-17	57,501	4-2
O 26	-	16	at Tennessee	T	6-6	94,575	4-2-1
N 2	-	-	at Duke*	W	9-0	14,400	5-2-1
N 9	-	-	Chattanooga	W	35-7	25,763	6-2-1
N 16	-	-	Wake Forest*	W	41-10	28,575	7-2-1
N 30	-	20	Georgia	W	20-16	59,602	8-2-1

1986 5-5-1, 3-3 (4th, ACC)

ALL-AMERICAN BOWL CHAMPIONS
Captains: Cory Collier, Kyle Ambrose, Bart Jones

DATE	GT	OPP	OPPONENT	W/L	SCORE	ATT	REC
S 13	-	-	Furman	T	17-17	33,352	
S 20	-	-	at Virginia*	W	28-14	34,800	
S 27	-	-	Clemson*	L	3-27	46,062	
O 4	-	-	at North Carolina*	L	20-21	50,000	
O 11	-	17	NC State*	W	59-21	24,110	
O 18	-	7	at Auburn	L	10-31	72,500	
O 25	-	-	Tennessee	W	14-13	28,432	
N 1	-	-	Duke* (HC)	W	34-6	37,102	
N 8	-	-	VMI	W	52-6	23,542	
N 22	-	-	at Wake Forest*	L	21-24	17,300	
N 29	-	18	at Georgia	L	24-31	82,122	



BOBBY ROSS
Head Coach (1987-91)
5 seasons
Record: 31-26-1 (.543)

1987 2-9, 0-6 (8th, ACC)

ALL-AMERICAN BOWL CHAMPIONS
Captains: Ivery Lee, Malcolm King

DATE	GT	OPP	OPPONENT	W/L	SCORE	ATT	REC
S 12	-	-	The Citadel	W	51-12	31,211	1-0
S 19	-	-	North Carolina*	L	23-30	33,151	1-1
S 26	-	9	at Clemson*	L	12-33	80,000	1-2
O 3	-	-	at NC State*	L	0-17	36,300	1-3
O 10	-	-	Indiana State	W	38-0	30,039	2-3
O 17	-	5	Auburn	L	10-20	45,559	2-4
O 24	-	13	at Tennessee	L	15-29	93,011	2-5
O 31	-	-	at Duke*	L	14-48	30,800	2-6
N 7	-	-	Virginia* (HC)	L	14-23	38,111	2-7
N 21	-	-	Wake Forest*	L	6-33	21,114	2-8
N 28	-	14	Georgia	L	16-30	45,103	2-9

1988 3-8, 0-7 (8th, ACC)

ALL-AMERICAN BOWL CHAMPIONS
Captains: Eric Bearden, Cedric Stallworth

DATE	GT	OPP	OPPONENT	W/L	SCORE	ATT	REC
S 10	-	-	Chattanooga	W	24-10	22,720	1-0
S 17	-	-	at Virginia*	L	16-17	24,800	1-1
S 24	-	12	Clemson*	L	13-30	45,106	1-2
O 1	-	-	NC State*	L	6-14	36,892	1-3
O 8	-	-	at Maryland*	L	8-13	36,969	1-4
O 15	-	8	South Carolina	W	34-0	45,103	2-4
O 22	-	-	at North Carolina*	L	17-20	42,000	2-5
O 29	-	-	Duke* (HC)	L	21-31	40,393	2-6
N 5	-	-	VMI	W	34-7	26,923	3-6
N 12	-	-	at Wake Forest*	L	24-28	21,500	3-7
N 26	-	20	at Georgia	L	3-24	82,011	3-8

1989 7-4, 4-3 (4th, ACC)

ALL-AMERICAN BOWL CHAMPIONS
Captains: Jerry Mays, Eric Thomas

DATE	GT	OPP	OPPONENT	W/L	SCORE	ATT	REC
S 9	-	25	at NC State*	L	28-38	40,800	0-1
S 16	-	-	Virginia*	L	10-17	38,062	0-2
S 23	-	-	at South Carolina	L	10-21	70,018	0-3
O 7	-	-	Maryland*	W	28-14	32,062	1-3
O 14	-	14	at Clemson*	W	30-14	82,500	2-3
O 21	-	-	North Carolina* (HC)	W	17-14	41,114	3-3
O 28	-	-	at Duke*	L	19-30	38,621	3-4
N 4	-	-	Western Carolina	W	34-7	28,821	4-4
N 18	-	-	Wake Forest*	W	43-14	26,114	5-4
N 25	-	-	Boston College	W	13-12	28,221	6-4
D 2	-	-	Georgia	W	33-22	46,064	7-4

■ Beginning with 1990, rankings listed are AP / Coaches. The Coaches' Poll was released by UPI in 1990, then USA TODAY beginning in 1991.

1990 11-0-1, 6-0 (1st, ACC)

NATIONAL CHAMPIONS (UPI), ACC CHAMPIONS
Captains: Darryl Jenkins, Jeremiah McClary

DATE	GT	OPP	OPPONENT	W/L	SCORE	ATT	REC
S 8	-	-	NC State*	W	21-13	40,021	1-0
S 22	-	-	Chattanooga	W	44-9	32,911	2-0
S 29	25/-	-	South Carolina	W	27-6	46,011	3-0
O 6	23/18	-	at Maryland*	W	31-3	31,941	4-0
O 13	18/15	15/14	Clemson*	W	21-19	46,066	5-0
O 20	11/11	-	at North Carolina*	T	13-13	48,000	5-0-1
O 27	16/12	-	Duke* (HC)	W	48-31	44,061	6-0-1
N 3	16/14	1/1	at Virginia*	W	41-38	49,700	7-0-1
N 10	7/7	-					

YEAR-BY-YEAR RESULTS

1991 8-5, 5-2 (t2nd, ACC)

ALOHA BOWL CHAMPIONS

Captains: Mike Mooney, Willie Clay, Steve Pharr

DATE	GT	OPP	OPPONENT	W/L	SCORE	ATT	REC
A 28	-	-	vs. Penn State ¹ WED	L	22-34	77,409	0-1
S 14	17/18	-	at Boston College	W	30-14	26,108	1-1
S 19	17/19	-	Virginia* THU	W	24-21	42,192	2-1
S 28	19/18	7/5	at Clemson*	L	7-9	83,500	2-2
O 5	21/23	19/18	at NC State*	L	21-28	44,105	2-3
O 12	-	-	Maryland*	W	34-10	42,011	3-3
O 19	-	-	at South Carolina	L	14-23	67,220	3-4
O 26	-	-	North Carolina* (HC)	W	35-14	45,542	4-4
N 2	-	-	at Duke*	W	17-6	38,732	5-4
N 9	-	-	Furman	W	19-17	40,039	6-4
N 16	-	-	Wake Forest*	W	27-3	38,124	7-4
N 30	-	25/-	Georgia	L	15-18	46,053	7-5

ALOHA BOWL (Honolulu, Hawaii)

D 25	-	17/17	vs. Stanford	W	18-17	34,433	8-5
------	---	-------	--------------	---	-------	--------	-----

1 - Kickoff Classic (East Rutherford, N.J.)



BILL LEWIS

Head Coach (1992-93)
3 seasons
Record: 11-19 (.367)

1992 5-6, 4-4 (t4th, ACC)

Captains: Shawn Jones, Coleman Rudolph, Kevin Battle, Steve Pharr

DATE	GT	OPP	OPPONENT	W/L	SCORE	ATT	REC
S 12	24/24	-	Western Carolina	W	37-19	41,911	1-0
S 19	22/20	20/19	at Virginia*	L	24-55	42,100	1-1
S 26	-	16/14	Clemson*	W	20-16	46,033	2-1
O 3	23/23	21/18	NC State*	W	16-13	40,761	3-1
O 10	17/17	-	at Maryland*	W	28-26	26,250	4-1
O 17	16/17	6/6	Florida State*	L	24-29	46,226	4-2
O 24	19/19	-	at North Carolina*	L	14-26	52,800	4-3
O 31	-	-	Duke* (HC)	W	20-17	44,129	5-3
N 7	-	-	at Baylor	L	27-31	38,213	5-4
N 14	-	-	Wake Forest*	L	10-23	40,066	5-5
N 28	-	9/10	at Georgia	L	17-31	85,434	5-6

1993 5-6, 3-5 (6th, ACC)

Captains: Tom Johnson, Dorsej Levens

DATE	GT	OPP	OPPONENT	W/L	SCORE	ATT	REC
S 11	-	-	Furman	W	37-3	43,200	1-0
S 16	-	25/23	Virginia* THU	L	14-35	41,300	1-1
S 25	-	-	at Clemson*	L	13-16	75,000	1-2
O 2	-	1/1	at Florida State*	L	0-51	74,611	1-3
O 9	-	-	Maryland*	W	38-0	36,218	2-3
O 16	-	14/13	North Carolina*	L	3-41	39,216	2-4
O 23	-	-	at NC State*	L	23-28	40,123	2-5
O 30	-	-	at Duke*	W	47-14	30,470	3-5
N 6	-	-	Baylor (HC)	W	37-27	42,175	4-5
N 13	-	-	at Wake Forest*	W	38-28	21,113	5-5
N 25	-	-	Georgia (T)	L	10-43	46,018	5-6

1994 1-10, 0-8 (9th, ACC)

Captains: Jason Bender, Jamal Cox

DATE	GT	OPP	OPPONENT	W/L	SCORE	ATT	REC
S 1	-	7/8	Arizona THU	L	14-19	45,112	0-1
S 10	-	-	Western Carolina	W	45-26	40,012	1-1
S 24	-	-	Duke*	L	12-27	40,107	1-2
O 1	-	22/20	at NC State*	L	13-21	43,216	1-3
O 8	-	14/14	at North Carolina*	L	24-31	52,200	1-4
O 15	-	-	Virginia*	L	7-24	38,365	1-5
O 22	-	-	at Maryland*	L	27-42	30,429	1-6
N 5	-	8/6	Florida State*	L	10-41	45,206	1-7
N 12	-	-	at Clemson*	L	10-20	71,000	1-8
N 19	-	-	Wake Forest* (HC)	L	13-20	35,706	1-9
N 25	-	-	at Georgia FR	L	10-48	84,113	1-10

■ George O'Leary was named interim head coach on Nov. 7, 1994, with three games remaining in the season. He was named permanently on Nov. 28, 1994.



GEORGE O'LEARY

Head Coach (1995-2001)
7 seasons
Record: 52-33 (.612)

1995 6-5, 5-3 (4th, ACC)

Captains: Michael Cheever, Donnie Davis, Ryan Stewart

DATE	GT	OPP	OPPONENT	W/L	SCORE	ATT	REC
S 2	-	-	Furman	W	51-7	38,511	1-0
S 7	-	17/15	at Arizona THU	L	19-20	46,786	1-1
S 16	-	16/17	at Virginia*	L	14-41	36,500	1-2
S 28	-	16/17	Maryland* THU	W	31-3	44,137	2-2
O 7	-	-	at Duke*	W	37-21	20,110	3-2
O 14	-	-	North Carolina*	W	27-25	40,201	4-2
O 21	-	1/1	at Florida State*	L	10-42	76,400	4-3
O 28	-	-	Clemson* (HC)	L	3-24	45,245	4-4
N 4	-	-	at Wake Forest*	W	24-23	23,114	5-4
N 11	-	-	NC State*	W	27-19	33,121	6-4
N 23	-	-	Georgia (T)	L	17-18	46,205	6-5

1996 5-6, 4-4 (5th, ACC)

Captains: Curtis McGee, Nathan Perryman

DATE	GT	OPP	OPPONENT	W/L	SCORE	ATT	REC
S 7	-	-	at NC State*	W	28-16	41,500	1-0
S 14	-	-	Wake Forest*	W	30-10	45,750	2-0
S 21	-	11/13	at North Carolina*	L	0-16	50,000	2-1
S 26	-	-	Duke* THU	W	48-22	44,145	3-1
O 5	-	12/11	Virginia*	W	13-7	44,900	4-1
O 19	22/24	-	at Clemson*	L	25-28	70,000	4-2
O 26	-	-	UCF (HC)	W	27-20	43,610	5-2
N 2	-	3/2	Florida State*	L	3-49	46,311	5-3
N 14	-	-	at Maryland* THU	L	10-13	22,510	5-4
N 23	-	-	Navy	L	26-36	44,415	5-5
N 30	-	-	at Georgia	L	10-19	78,062	5-6

1997 7-5, 5-3 (t3rd, ACC)

CARQUEST BOWL CHAMPIONS

Captains: Keith Brooking, Ken Celaj, Ron Rogers, Harvey Middleton

DATE	GT	OPP	OPPONENT	W/L	SCORE	ATT	REC
S 6	-	11/13	at Notre Dame	L	13-17	80,225	0-1
S 20	-	-	at Wake Forest*	W	28-26	22,832	1-1
S 27	-	17/21	Clemson*	W	23-20	45,275	2-1
O 4	-	-	at Boston College	W	42-14	38,462	3-1
O 11	25/-	-	NC State* (HC)	W	27-17	44,915	4-1
O 18	21/25	3/3	at Florida State*	L	0-38	78,157	4-2
O 30	-	5/5	North Carolina* THU	L	13-16	45,126	4-3
N 8	-	-	at Virginia*	L	31-35	41,000	4-4
N 15	-	-	at Duke*	W	41-38	22,638	5-4
N 22	-	-	Maryland*	W	37-18	35,267	6-4
N 29	-	14/14	Georgia	L	24-27	46,015	6-5

CARQUEST BOWL (Miami Gardens, Fla.)

D 29	-	-	vs. West Virginia	W	35-30	28,262	7-5
------	---	---	-------------------	---	-------	--------	-----

FINAL RANKING: 25 (AP)

1998 10-2, 7-2 (t1st, ACC)

GATOR BOWL CHAMPIONS, ACC CO-CHAMPIONS

Captains: Jerry Caldwell, Charlie Rogers, Kofi Smith

DATE	GT	OPP	OPPONENT	W/L	SCORE	ATT	REC
S 5	-	-	Boston College	L	31-41	38,229	0-1
S 12	-	-	New Mexico State	W	42-7	36,382	1-1
S 26	-	-	at North Carolina*	W	43-21	59,500	2-1
O 3	-	-	Duke*	W	41-13	35,724	3-1
O 10	-	23/23	at NC State*	W	47-24	48,600	4-1
O 17	25/25	7/6	Virginia* (HC)	W	41-38	46,018	5-1
O 24	20/19	6/6	Florida State*	L	7-34	46,362	5-2
O 31	23/24	-	at Maryland*	W	31-14	25,183	6-2
N 12	22/23	-	at Clemson* THU	W	24-21	62,000	7-2
N 21	21/21	-	Wake Forest*	W	63-35	40,110	8-2
N 28	17/18	12/12	at Georgia	W	21-19	86,117	9-2

TOYOTA GATOR BOWL (Jacksonville, Fla.)

J 1	12/12	17/18	vs. Notre Dame	W	35-28	70,791	10-2
-----	-------	-------	----------------	---	-------	--------	------

FINAL RANKING: 9 (AP), 11 (USA)

1 - Played in Baltimore, Md.

1999 8-4, 5-3 (t2nd, ACC)

GATOR BOWL

Captains: Joe Hamilton, Travares Tillman

DATE	GT	OPP	OPPONENT	W/L	SCORE	ATT	REC
S 4	10/11	-	Navy	W	49-14	30,311	1-0
S 11	10/10	1/1	at Florida State*	L	35-41	80,187	1-1
S 18	12/13	-	UCF	W	41-10	45,355	2-1
S 30	10/12	-	Maryland* THU	W	49-31	44,612	3-1
O 9	7/8	-	North Carolina* (HC)	WOT	31-24	46,110	4-1
O 16	8/9	-	at Duke*	W	38-31	16,648	5-1
O 30	7/7	-	NC State*	W	48-21	46,012	6-1
N 6	7/7	-	at Virginia*	L	38-45	44,500	6-2
N 13	13/14	-	Clemson*	W	45-42	46,085	7-2
N 20	14/12	-	at Wake Forest*	L	23-26	25,230	7-3
N 27	20/16	16/21	Georgia	WOT	51-48	46,450	8-3

TOYOTA GATOR BOWL (Jacksonville, Fla.)

J 1	17/15	23/23	vs. Miami	L	13-28	43,416	8-4
-----	-------	-------	-----------	---	-------	--------	-----

FINAL RANKING: 21 (AP), 20 (USA)

2000 9-3, 6-2 (t2nd, ACC)

CHICK-FIL-A PEACH BOWL

Captains: Chris Brown, Felipe Claybrooks, Brent Key, Jon Muires

DATE	GT	OPP	OPPONENT	W/L	SCORE	ATT	REC
A 27	-	11/10	at Virginia Tech ¹ - canceled (weather)	-	-	-	-
S 2	-	-	UCF	W	21-17	40,993	1-0
S 9	-	2/2	Florida State*	L	21-26	46,381	1-1
S 16	-	-	Navy	W	40-13	46,032	2-1
S 21	-	-	at NC State* THU	LOT	23-30	49,857	2-2
S 30	-	-	at North Carolina*	W	42-28	52,000	3-2
O 14	-	-	Wake Forest* (HC)	W	52-20	43,829	4-2
O 21	-	-	Duke*	W	45-10	36,908	5-2
O 28							

YEAR-BY-YEAR RESULTS



CHAN GAILEY

Head Coach (2002-07)
6 seasons
Record: 44-33 (.571)

2002 7-6, 4-4 (15th, ACC)

SILICON VALLEY CLASSIC

Captains: Jeremy Myres, Raymond Roberts-Blake, Kerry Watkins, Ricardo Wimbush

DATE	GT	OPP	OPPONENT	W/L	SCORE	ATT	REC
A 31	-	-	Vanderbilt	W	45-3	43,719	1-0
S 7	-	-	at Connecticut	W	31-14	16,751	2-0
S 14	-	-	at Clemson*	L	19-24	78,000	2-1
S 21	-	-	BYU	W	28-19	43,719	3-1
S 28	-	-	at North Carolina*	W	21-13	57,000	4-1
O 5	-	-	Wake Forest*	L	21-24	43,719	4-2
O 17	-	-	at Maryland* THU	L	0-34	41,766	4-3
O 26	-	-	Virginia* (HC)	W	23-15	42,727	5-3
N 2	-	10/6	at NC State*	W	24-17	51,500	6-3
N 9	-	17/18	Florida State*	L	13-21	43,719	6-4
N 16	-	-	Duke*	W	17-2	41,335	7-4
N 30	-	5/5	at Georgia	L	7-51	86,520	7-5
SILICON VALLEY CLASSIC (San Jose, Calif.)							
D 31	-	-	vs. Fresno State	L	21-30	10,132	7-6

2003 7-6, 4-4 (4th, ACC)

HUMANITARIAN BOWL CHAMPIONS

Captains: John Paul Foschi, Hugh Reilly, Daryl Smith

DATE	GT	OPP	OPPONENT	W/L	SCORE	ATT	REC
A 28	-	-	at BYU THU	L	13-24	61,930	0-1
S 6	-	17/19	Auburn	W	17-3	55,000	1-1
S 13	-	10/11	at Florida State*	L	13-14	82,133	1-2
S 20	-	-	Clemson*	L	3-39	53,189	1-3
S 27	-	-	at Vanderbilt	WOT	24-17	25,007	2-3
O 4	-	-	NC State* (HC)	W	29-21	50,113	3-3
O 11	-	-	at Wake Forest*	W	24-7	27,382	4-3
O 23	-	-	Maryland* THU	W	7-3	51,524	5-3
N 8	-	-	at Duke*	L	17-41	12,976	5-4
N 15	-	-	North Carolina*	W	41-24	52,346	6-4
N 22	-	-	at Virginia*	L	17-29	58,526	6-5
N 29	-	5/5	Georgia	L	17-34	55,000	6-6
HUMANITARIAN BOWL (Boise, Idaho)							
J 4	-	-	vs. Tulsa	W	52-10	23,118	7-6

2004 7-5, 4-4 (16th, ACC)

CHAMPS SPORTS BOWL CHAMPIONS

Captains: James Butler, Nate Curry, Andy Tidwell-Neal

DATE	GT	OPP	OPPONENT	W/L	SCORE	ATT	REC
S 4	-	-	Samford	W	28-7	43,100	1-0
S 11	-	20/18	at Clemson*	W	28-24	82,000	2-0
S 18	-	-	at North Carolina*	L	13-34	46,250	2-1
O 2	-	4/4	Miami*	L	3-27	55,000	2-2
O 9	-	23/2	at Maryland*	W	20-7	52,733	3-2
O 16	-	-	Duke* (HC)	W	24-7	46,856	4-2
O 28	-	22/22	Virginia Tech* THU	L	20-34	48,398	4-3
N 6	-	-	at NC State*	W	24-14	56,800	5-3
N 13	-	-	Connecticut	W	30-10	43,577	6-3
N 20	-	18/18	Virginia*	L	10-30	43,971	6-4
N 27	-	8/7	at Georgia	L	13-19	92,746	6-5
CHAMPS SPORTS BOWL (Orlando, Fla.)							
D 21	-	-	vs. Syracuse	W	51-14	28,237	7-5

2005 7-5, 5-3 (3rd, Coastal)

EMERALD BOWL

Captains: P.J. Daniels, Eric Henderson, Chris Reis, Gerris Wilkinson

DATE	GT	OPP	OPPONENT	W/L	SCORE	ATT	REC
S 3	16/15	-	at Auburn	W	23-14	87,451	1-0
S 10	17/21	-	North Carolina*	W	27-21	46,459	2-0
S 17	16/18	-	UConn	W	28-13	48,770	3-0
S 24	15/15	4/4	at Virginia Tech*	L	7-51	65,115	3-1
O 6	24/23	-	NC State* THU	L	14-17	51,432	3-2
O 15	-	-	at Duke*	W	35-10	17,451	4-2
O 29	-	-	Clemson* (HC)	W	10-9	55,000	5-2
N 5	-	-	Wake Forest*	W	30-17	51,571	6-2
N 12	24/24	-	at Virginia*	L	17-27	60,061	6-3
N 19	-	3/3	at Miami*	W	14-10	53,764	7-3
N 26	20/24	13/13	Georgia	L	7-14	56,412	7-4
EMERALD BOWL (San Francisco, Calif.)							
D 29	24/24	-	vs. Utah	L	10-38	25,742	7-5

2006 9-5, 7-1 (1st, Coastal)

GATOR BOWL

ACC COASTAL DIVISION CHAMPIONS

Captains: Joe Anoai, Reggie Ball, Calvin Johnson

DATE	GT	OPP	OPPONENT	W/L	SCORE	ATT	REC
S 2	-	2/3	Notre Dame	L	10-14	56,680	0-1
S 9	-	-	Samford	W	38-6	47,149	1-1
S 16	-	-	Troy	W	35-20	45,637	2-1
S 21	-	-	Virginia* THU	W	24-7	51,081	3-1
S 30	24/-	11/10	at Virginia Tech*	W	38-27	66,233	4-1
O 7	18/20	-	Maryland*	W	27-23	51,686	5-1
O 21	13/13	12/12	at Clemson*	L	7-31	83,000	5-2
O 28	21/21	-	Miami* (HC)	W	30-23	55,320	6-2
N 4	20/20	-	at NC State*	W	31-23	56,837	7-2
N 11	24/24	-	at North Carolina*	W	7-0	41,000	8-2
N 18	18/18	-	Duke*	W	49-21	46,768	9-2
N 25	16/16	-	at Georgia	L	12-15	92,746	9-3
ACC CHAMPIONSHIP GAME (Jacksonville, Fla.)							
D 2	23/22	16/16	vs. Wake Forest	L	6-9	62,850	9-4
TOYOTA GATOR BOWL (Jacksonville, Fla.)							
J 1	-/25	13/12	vs. West Virginia	L	35-38	67,714	9-5

2007 7-6, 4-4 (3rd, Coastal)

HUMANITARIAN BOWL

Captains: Tashard Choice, Kevin Tuminello, Philip Wheeler

DATE	GT	OPP	OPPONENT	W/L	SCORE	ATT	REC
S 1	-	-	at Notre Dame	W	33-3	80,795	1-0
S 8	21/21	-	Samford	W	69-14	43,288	2-0
S 15	15/15	21/19	Boston College*	L	10-24	51,112	2-1
S 22	-	-	at Virginia*	L	23-28	57,681	2-2
S 29	-	13/13	Clemson*	W	13-3	54,635	3-2
O 6	-	-	at Maryland*	L	26-28	47,527	3-3
O 13	-	-	at Miami*	W	17-14	52,416	4-3
O 20	-	-	Army (HC)	W	34-10	50,242	5-3
N 1	-	11/13	Virginia Tech* THU	L	3-27	52,202	5-4
N 10	-	-	at Duke*	W	41-24	18,788	6-4
N 17	-	-	North Carolina*	W	27-25	45,490	7-4
N 24	-	6/7	Georgia	L	17-31	54,990	7-5
ROADY'S HUMANITARIAN BOWL (Boise, Idaho)							
D 31	-	-	vs. Fresno State#	L	28-40	27,062	7-6

Jon Tenuta served as interim coach at Roady's Humanitarian Bowl



PAUL JOHNSON

2008-PRESENT
Entering 8th season
Record: 58-35 (.624)

2008 9-4, 5-3 (11st, Coastal)

CHICK-FIL-A BOWL

Captains: Andrew Gardner, Michael Johnson, Darryl Richard

DATE	GT	OPP	OPPONENT	W/L	SCORE	ATT	REC
A 28	-	-	Jacksonville State THU	W	41-14	45,706	1-0
S 6	-	-	at Boston College*	W	19-16	40,106	2-0
S 13	-	-	at Virginia Tech*	L	17-20	66,233	2-1
S 20	-	-	Mississippi State	W	38-7	48,402	3-1
O 4	-	-	Duke*	W	4-1	46,104	4-1
O 11	-	-	Gardner-Webb	W	10-7	41,929	5-1
O 18	-	-	at Clemson*	W	21-17	81,500	6-1
O 25	-	21/21	Virginia* (HC)	L	17-24	47,416	6-2
N 1	-	16/16	Florida State*	W	31-28	53,528	7-2
N 8	22/20	19/19	at North Carolina*	L	7-28	59,000	7-3
N 20	-	23/19	Miami*	W	41-23	49,335	8-3
N 29	18/23	13/13	at Georgia	W	45-42	92,746	9-3

CHICK-FIL-A BOWL (Atlanta, Ga.)

D 31	14/15	-	vs. LSU	L	3-38	71,423	9-4
------	-------	---	---------	---	------	--------	-----

FINAL RANKING: 22nd (AP)

2009 9-4, 5-3 (11st, Coastal)

ACC COASTAL CHAMPIONS, ORANGE BOWL

Captains: Morgan Burnett, Derrick Morgan, Joshua Nesbitt

DATE	GT	OPP	OPPONENT	W/L	SCORE	ATT	REC
S 5	15/15	-	Jacksonville State	W	37-17	46,131	1-0
S 10	15/13	-	Clemson* THU	W	30-27	52,029	2-0
S 17	14/13	22/20	at Miami* THU	L	17-33	45,329	2-1
S 26	22/18	-	North Carolina*	W	24-7	50,114	3-1
O 3	25/19	-	at Mississippi State	W	42-31	50,035	4-1
O 10	22/23	-	at Florida State*	W	49-44	76,292	5-1
O 17	19/20	4/4	Virginia Tech* (HC)	W	28-23	54,405	6-1
O 24	11/13	-	at Virginia*	W	34-9	43,016	7-1
O 31	11/11	-	at Vanderbilt	W	56-31	30,262	8-1
N 7	10/11	-	Wake Forest*	WOT	30-27	51,415	9-1
N 14	7/7	-	at Duke*	W	49-10	5,899	10-1
N 28	7/7	-	Georgia	L	24-30	55,407	10-2

ACC CHAMPIONSHIP GAME (Tampa, Fla.)

D 5#	12/12	25/19	vs. Clemson	W	39-34	57,227	11-2
------	-------	-------	-------------	---	-------	--------	------

FEDEX ORANGE BOWL (Miami Gardens, Fla.)

J 5	9/10	10/11	vs. Iowa	L	14-24	66,131	11-3
-----	------	-------	----------	---	-------	--------	------

FINAL RANKING: 13th (AP), 13th (USA TODAY)

#NOTE: ACC Championship later vacated

2010 6-7, 4-4 (3rd, Coastal)

INDEPENDENCE BOWL

Captains: Brad Jefferson, Joshua Nesbitt

DATE	GT	OPP	OPPONENT	W/L	SCORE	ATT	REC
S 4	16/17	-	South Carolina State	W	41-10	51,668	1-0
S 11	15/17	-	at Kansas	L	25-28	46,907	1-1
S 18	-	-	at North Carolina*	W	30-24	58,500	2-1
S 25	-	-	NC State*	L	28-45	48,825	2-2
O 2	-	-	at Wake Forest*	W	24-20	30,263	3-2
O 9	-	-	Virginia* (HC)	W	33-21	48,016	4-2
O 16	-	-	Middle Tennessee	W	42-14	40,652</	

YEAR-BY-YEAR RESULTS



2011 8-5, 5-3 (12nd, Coastal)

SUN BOWL

Captains: Julian Burnett, Roddy Jones, Steven Sylvester

DATE	GT	OPP	OPPONENT	W/L	SCORE	ATT	REC
S 1	-	-	Western Carolina	W	63-21	42,132	1-0
S 10	-	-	at Middle Tennessee	W	49-21	30,502	2-0
S 17	-	-	Kansas	W	66-24	42,025	3-0
S 24	rv/25	-	North Carolina*	W	35-28	46,849	4-0
O 1	21/21	-	at NC State*	W	45-35	55,811	5-0
O 8	13/13	-	Maryland*	W	21-16	45,905	6-0
O 15	12/12	-	at Virginia*	L	21-24	47,692	6-1
O 22	20/19	-	at Miami*	L	7-24	43,716	6-2
O 29	-	6/6	Clemson* (HC)	W	31-17	55,646	7-2
N 10	20/19	10/9	at Virginia Tech* THU	L	26-37	50,140	7-3
N 19	rv/23	-	at Duke*	W	38-31	18,747	8-3
N 26	25/21	13/14	Georgia	L	17-31	54,925	8-4

HYUNDAI SUN BOWL (El Paso, Texas)

D 31	-	-	vs. Utah	L	or 27-30	48,123	8-5
------	---	---	----------	---	----------	--------	-----

2012 7-7, 5-3 (11st, Coastal)

ACC COASTAL CHAMPIONS, SUN BOWL CHAMPIONS

Captains: Izaan Cross, Omoregie Uzzi, Tevin Washington

DATE	GT	OPP	OPPONENT	W/L	SCORE	ATT	REC
S 3	rv/iv	16/20	at Virginia Tech* THU	L	or 17-20	65,632	0-1
S 8	rv/iv	-	Presbyterian	W	59-3	41,678	1-1
S 15	rv/iv	-/iv	Virginia*	W	56-20	44,225	2-1
S 22	-	-	Miami*	L	or 36-42	50,390	2-2
S 29	-	-	Middle Tennessee	L	28-49	39,270	2-3
O 6	-	15/15	at Clemson*	L	31-47	82,873	2-4
O 20	-	-	Boston College*	W	37-17	40,112	3-4
O 27	-	-	BYU (HC)	L	17-41	50,103	3-5
N 3	-	-	at Maryland*	W	33-13	33,471	4-5
N 10	-	-	at North Carolina*	W	68-50	50,000	5-5
N 17	-	-	Duke*	W	42-24	41,904	6-5
N 24	-	3/3	at Georgia	L	10-42	92,746	6-6

ACC CHAMPIONSHIP GAME (Charlotte, N.C.)

D 1	-	13/12	vs. Florida State	L	15-21	64,778	6-7
-----	---	-------	-------------------	---	-------	--------	-----

HYUNDAI SUN BOWL (El Paso, Texas)

D 31	-	rv/iv	vs. USC	W	21-7	47,922	7-7
------	---	-------	---------	---	------	--------	-----

2013 7-6, 5-3 (12nd, Coastal)

MUSIC CITY BOWL

Captains: Jeremiah Attaochu, David Sims, Jemea Thomas

DATE	GT	OPP	OPPONENT	W/L	SCORE	ATT	REC
A 31	iv	-	Elon	W	70-0	45,759	1-0
S 14	iv	-	at Duke*	W	38-14	21,267	2-0
S 21	iv	-	North Carolina*	W	28-20	49,445	3-0
S 26	-	-	Virginia Tech* THU	L	10-17	50,214	3-1
O 5	-	14/14	at Miami*	L	30-45	47,008	3-2
O 12	-	-	at BYU	L	20-38	60,320	3-3
O 19	-	-	Syracuse*	W	56-0	45,704	4-3
O 26	-	-	at Virginia*	W	35-25	41,930	5-3
N 2	-	-	Pittsburgh* (HC)	W	21-10	52,312	6-3
N 14	-	6/4	at Clemson*	L	31-55	76,973	6-4
N 23	-	-	Alabama A&M	W	66-7	45,194	7-4
N 30	-	iv	Georgia	L	or 34-41	54,914	7-5

MUSIC CITY BOWL (Nashville, Tenn.)

D 30	-	-	vs. Ole Miss	L	17-25	52,125	7-6
------	---	---	--------------	---	-------	--------	-----

2014 11-3, 6-2 (1st, Coastal)

ACC COASTAL CHAMPIONS, ORANGE BOWL CHAMPIONS

Captains: Shaquille Mason, Quayshawn Nealy, Justin Thomas

DATE	GT	OPP	OPPONENT	W/L	SCORE	ATT	REC
A 30	-	-	Wofford	W	38-19	45,403	1-0
S 6	-	-	at Tulane	W	38-21	30,000	2-0
S 13	-	-	Georgia Southern	W	42-38	53,173	3-0
S 20	-	-	at Virginia Tech*	W	27-24	62,318	4-0
O 4	-	-	Miami*	W	28-17	52,221	5-0
O 11	22/23	-	Duke*	L	25-31	44,281	5-1
O 18	-	-	at North Carolina*	L	43-48	53,000	5-2
O 25	-	-	at Pittsburgh*	W	56-28	44,734	6-2
N 1	-	-	Virginia* (HC)	W	35-10	46,657	7-2
N 8	24	-	at NC State*	W	58-23	54,653	8-2
N 15	22	19	Clemson*	W	28-6	49,378	9-2
N 29	16	9	at Georgia	W	or 30-24	92,746	10-2

ACC CHAMPIONSHIP GAME (Charlotte, N.C.)

D 6	11	4	vs. Florida State	L	35-37	64,808	10-3
-----	----	---	-------------------	---	-------	--------	------

CAPITAL ONE ORANGE BOWL (Miami Gardens, Fla.)

D 31	12	7	vs. Mississippi State	W	49-34	58,211	11-3
------	----	---	-----------------------	---	-------	--------	------

FINAL RANKING: 8th (AP), 7th (Coaches)

KEY

T – Thanksgiving

THU – Thursday

HC – Homecoming Game

HEAD COACHING LEDGER

NOTE: Paul Johnson is the 12th full-time football coach in Georgia Tech history. Prior to 1904, when John Heisman became the school's first permanent head coach, the team was "coached" by professors, interested townspeople or one of the players. Professor Ernest E. West, a Naval College graduate, directed Tech's first football team in 1892. In 1893 and '94, the squad was coached by volunteers Frank O. Spain, a Mathematics professor, and Lt. Leonard Wood (who later became famous as the colonel in command of Roosevelt's Rough Riders and as Governor General of Cuba), then stationed at Ft. McPherson in Atlanta. The rules were rather lax in those days, so Spain and Wood also played on the team. The next volunteer coach of record was R.B. "Cow" Nalley in 1898, "Mr. Collier" in 1899, Dr. Cyrus W. Strickler in 1901, and John McKee in 1902.

GEORGIA TECH HEAD COACHES

COACH	YRS	OVERALL			CONFERENCE						BOWL GAMES			
		W-L-T	PCT	H	PCT	A	PCT	N	PCT	W-L-T	PCT	G	W-L-T	PCT
E.E. West	1	0-3-0	.000	0-2-0	.000	0-1-0	.000	0-0-0	.000	—	—	—	—	—
F. Spain / L. Wood	2	2-4-1	.357	1-4-1	.250	1-0-0	1.000	0-0-0	.000	—	—	—	—	—
R.B. "Cow" Nalley	1	0-3-0	.000	0-0-0	.000	0-2-0	.000	0-1-0	.000	—	—	—	—	—
Mr. Collier	1	0-5-0	.000	0-2-0	.000	0-3-0	.000	0-0-0	.000	—	—	—	—	—
W.J. Holman	1	0-4-0	.000	0-4-0	.000	0-0-0	.000	0-0-0	.000	—	—	—	—	—
Dr. Cyrus Strickler	1	4-0-1	.900	3-0-0	1.000	0-0-1	.500	1-0-0	1.000	—	—	—	—	—
John McKee	1	0-6-2	.143	0-5-1	.083	0-1-1	.250	1-0-0	1.000	—	—	—	—	—
Jesse Thrash	1	2-5-0	.286	1-4-0	.200	1-1-0	.500	0-0-0	.000	—	—	—	—	—
John Heisman	16	102-29-7	.764	88-24-7	.769	14-5-0	.737	0-0-0	.000	—	—	—	—	—
William Alexander	25	134-95-15	.759	114-48-10	.692	16-44-5	.277	4-3-0	.571	74-54-15	.569	—	—	—
Bobby Dodd	22	165-64-8	.713	105-29-5	.773	50-31-3	.613	10-4-0	.714	82-39-4	.674	13	9-4-0	.692
Bud Carson	5	27-27-0	.500	21-13-0	.618	5-13-0	.278	1-1-0	.500	—	—	2	1-1-0	.500
Bill Fulcher	2	12-10-1	.543	9-4-1	.679	1-6-0	.143	2-0-0	1.000	—	—	1	1-0-0	1.000
Pepper Rodgers	6	34-31-2	.522	27-13-1	.671	7-17-1	.300	0-1-0	.000	—	—	1	0-1-0	.000
Bill Curry	7	31-43-4	.423	19-21-2	.476	11-22-2	.343	1-0-0	1.000	13-8-1	.614	1	1-0-0	1.000
Bobby Ross	5	31-26-1	.543	22-10-0	.688	7-15-1	.326	2-1-0	.667	15-18-1	.456	2	2-0-0	1.000
Bill Lewis	3	11-19-0	.367	8-9-0	.471	3-10-0	.231	0-0-0	.000	7-15-0	.318	0	0-0-0	.000
George O'Leary	7	52-33-0	.612	29-13-0	.690	20-18	.526	3-2-0	.600	36-22-0	.621	5	2-2-0	.500
■ Mac McWhorter		1-0-0	1.000										1-0-0	1.000
Chan Gailey	6	44-32-0	.579	25-13-0	.658	17-15-0	.531	2-4-0	.333	28-20-0	.583	6	2-3-0	.400
■ Jon Tenuta		0-1-0	.000										0-1-0	.000
Paul Johnson	7	58-35-0	.624	34-12-0	.739	22-16-0	.579	2-7-0	.222	37-19-0	.661	7	2-5-0	.286

■ MacWhorter coached 2001 Seattle Bowl after George O'Leary resigned; Tenuta coached 2007 Humanitarian Bowl.



JOHN HEISMAN 1904-1919

- College Football Hall of Fame
- Tech's first full-time head coach
- The first paid coach in the country with a salary of \$2,250 plus 30 percent of the gate
- Led Georgia Tech to its first national title in 1917 with a 9-0 record
- Coached the most-lopsided game in history in Georgia Tech's 222-0 thrashing of Cumberland in 1916
- Served as Director of Athletics for the Downtown Athletic Club in New York from 1926-36




BOBBY DODD 1945-1966

- Member of College Football Hall of Fame as a player and as a coach
- Guided Tech to a 31-game winning streak from 1951-53, including 12-0 season and national title in 1952
- Posted a 9-4 record in bowl games, including eight straight wins
- Enjoyed a 57-year career at Tech as assistant coach (1931-44), head coach, athletic director (1950-76) and alumni association consultant until his death at age 79 on June 21, 1988



WILLIAM ALEXANDER 1920-1944

- Member of College Football Hall of Fame
- Led Tech to 1928 national title, which was capped by a victory in the 1929 Rose Bowl
- Guided Tech to eight conference titles and coached eight all-America players
- 1942 National Coach of the Year (AFCA)
- Spent entire career at Georgia Tech, also serving as an assistant coach (1912-19) and AD (1920-50)



PAUL JOHNSON 2008-PRESENT

- The first coach ever to be named ACC Coach of the Year in his first two seasons in the league; he is one of only five coaches in ACC history to win Coach of the Year three or more times
- Led Georgia Tech to the ACC Championship game three times
- Led Tech to its first BCS bowl game — FedEx Orange Bowl — in 2009, and its first College Football Play game — Capital One Orange Bowl — in 2014
- Led Jackets to 11-win seasons in 2009 and 2014
- Under Johnson, Georgia Tech led the nation in rushing in 2010 and 2014

ALL-TIME ASSISTANT COACHES

John Anselmo	1995-97	Defensive Backs
Warner Alford	1968	Junior Varsity Team
	1969-70	Defense
Brian Baker	1987-94	Outside Linebackers
	1995	Defensive Coordinator / Outside LBs
George Barclay	1967	Defense
Marvin Bass	1960	Defensive Coordinator
Maxie Baughan	1972	Defensive Coordinator
	1973	Assistant Head Coach / Linebackers
John Bell	1954-56	Freshman Coach
	1959	Head Freshman Coach
	1960-65	Offense
Richard Bell	1964-67	Defense
Buddy Bennett	1973	Defensive Backs
Jess Berry	1960-67	B-Team Coach
Dick Bestwick	1967	Offensive Coordinator / Offensive Line
	1968	Defensive Coordinator / Linebackers
	1969-71	Assistant Head Coach / Freshman Coach
	1972-73	Freshman / Junior Varsity Coach
	1974-75	Offensive Line
Ken Blair	1974-75	Defensive Coordinator
	1976	Offensive Ends
	1977-79	Outside Linebackers
	1980-81	Defensive Coordinator
Brian Bohannon	2008-12	Quarterbacks / B-backs
John Bond	2007	Offensive Coordinator
Bob Bossons	1951	Head Freshman Coach
	1952-56	Head B-Team Coach
Dave Braine	1974-75	Assistant Defensive Coach
Chuck Bresnahan	1989-91	Inside Linebackers
Franklin Brooks	1972	Assistant Defensive Coach
	1973-74	Assistant Offensive Coach
	1975	Assistant Defensive Coach
	1976	Assistant Offensive Coach
Frank Broyles	1951-56	Backfield Coach / Head Offensive Coach
Samuel Burke	1970	Freshman Coach
Rusty Burns	1992-93	Quarterbacks
	1994	Wide Receivers
Jim Carlen	1958-60	Freshman Coach
	1961-65	Defense
Chris Carpenter	1969-71	Offense
Bud Carson	1966	Defensive Coordinator
Bud Casey	1972-73	Receivers
	1974	Defensive Coordinator
	1975	Offensive Coordinator
	1976-77	Running Backs
Craig Cason	1994	Tight Ends / Special Teams
Mike Cassity	1992-93	Defensive Coordinator / Defensive Backs
Bob Casullo	1995-97	Running Backs / Special Teams
	1998	Special Teams / Defensive Ends
Russell Charles	1975-76	Assistant Offensive Coach
Andy Christoff	1986	Defensive Backs
Ron Cobb	1976-77	Defensive Line
Arthur Coleman	1952-60	Defensive Ends / Outside Linebackers
Geoff Collins	2001	Tight Ends
Keith Colson	1983	Wide Receivers
	1984-85	Defensive Backs
	1986	Rovers & Bandits
Bryan Cook	2013-15	Quarterbacks / B-Backs
Romeo Crennel	1980	Defensive Line
Danny Crossman	1999-00	Defensive Ends / Special Teams
	2001	Defensive Backs / Special Teams
Gary Crowton	1994	Co-Offensive Coordinator / Quarterbacks
Bill Crutchfield	1968-69	Offensive Coordinator
Bob Cummings	1957-58	B-Team Coach
Bill Curry	1976	Offensive Line
Joe D'Alessandris	2002-07	Offensive Line
Arthur Davis	1961-62	Head Freshman Coach
Mike Dean	1980-82	Defensive Backs
Rex Dockery	1972	Offensive Line
Bobby Dodd	1931-44	Assistant Coach
Dan Dorazio	1982-83	Offensive Line

Randy Edsall	1998	Defensive Coordinator / Defensive Backs
Ray Ellis	1945	Line Coach
	1946-49	Assistant Head Coach
Ed Emory	1978-79	Defensive Line
Jon Fabris	1980	Assistant Defensive Coach
Dave Fagg	1974	Offensive Coordinator
	1975	Assistant Defensive Coach
	1976-78	Quarterbacks
Paul Ferraro	1999-2000	Defensive Backs
Dub Fesperman	1966	Defense
	1967	Defensive Coordinator
Jack Fligg	1964-65	Head Freshman Coach
	1984-86	Offensive Line / Tackles/Tight Ends
Bobby Franklin	1967	Freshman Coach
Robbie Franklin	1973-75	Offensive Line
Ralph Friedgen	1987-91	Offensive Coordinator / Quarterbacks
	1997-2000	Offensive Coordinator / Quarterbacks
Bill Fulcher	1963	Freshman Coach
	1966	Defense
	1967	Freshman Coach
	1969	Offense
Marty Galbraith	1992-93	Tackles / Tight Ends
Buddy Geis	2003	Passing Game Coordinator / Receivers
	2004-07	Assistant Head Coach / Receivers
Jerry Glanville	1968	Freshman Coach
	1969-74	Defense
Cary Godette	1992-93	Defensive Line
Billy Goodloe	1959-66	Assistant Coach
Ray Graves	1947-56	Head Line Coach
	1957-59	Assistant Head Coach
Al Groh	2010-12	Defensive Coordinator
Jack Griffin	1954-56	Offensive Ends
	1957-66	Offensive Coordinator
	1967-71	Offensive Assistant / Assistant Head Coach
Johnny Griffith	1964-66	B-Team
Al Guy	1976	Defensive Backs
John Guy	1981-82	Defensive Line
	1983-84	Outside Linebackers
	1985-86	Defensive Ends
H.B. "Bo" Hagan	1951	Assistant Freshman Coach
	1952-53	Head Freshman Coach
Brick Haley	2002-03	Linebackers
Les Hanly	1978-79	Offensive Line
Tim Harkness	1983	Tight Ends/Receivers
Mark Hendrickson	1985-86	Receivers / Junior Varsity Coach
	1987-91	Tight Ends / Special Teams
Jim Higdon	1974	Assistant
Stan Hixon	1995-99	Wide Receivers
Jeff Hollis	1982	Offensive Line
Jeep Hunter	2006-07	Tight Ends
Mark Hunter	1980-81	Offensive Line
Willie Hunter	1977	Offensive Line
Dave Huxtable	1992-95	Inside Linebackers
	1996-97	Defensive Coordinator / Inside Linebackers
Richard Inman	1957-58	B-Team Coach
	1959-65	Defense
Brian Jean-Mary	2004-09	Linebackers
Richard Jones	1948	Head Freshman Coach
	1950-51	Assistant Line Coach
Bill Jordan	1950	End Coach
Dwight Keith	1942	Freshman Coach
	1945-50	Backfield
	1951	B-Team Coach
David Kelly	2000-01	Wide Receivers
Charles Kelly	2006	Wide Receivers
	2007	Special Teams
	2008-09	Cornerbacks
	2010-12	Defensive Backs
James Landrum	1956-67	Recruiting
Rick Lantz	1982-83	Defensive Coordinator
Al Lavan	1977	Receivers
	1978	Running Backs

ALL-TIME ASSISTANT COACHES

Lamar Leachman	1968	Offense
	1969-70	Defense
	1971	Defensive Coordinator
Bill Lewis	1971-72	Defensive Backs
Don Lindsey	1984-86	Defensive Coordinator / Assistant Head Coach
Jim Luck	1955-73	Assistant B-Team Coach
Sam Lyle	1951-53	Assistant Coach
George Manning	1947	Assistant B-Team Coach
	1948	Line
Doug Marrone	1995	Football Operations
	1996	Tight Ends
	1997-99	Offensive Line
Roy McArthur	1934-41	B-Team Coach
	1947-50	B-Team Coach
Peter McCarty	2001	Defensive Tackles
Andy McCollum	2010-12	Defensive Line / Recruiting Coordinator
	2013-14	Linebackers / Recruiting Coordinator
Jeff McLean	1980-81	Running Backs
Bill McCullough	1975-79	Strength Coach
John McKenna	1966	Freshman Coach
Mac McWhorter	1980	Wide Receivers
	1981-84	Offensive Line
	1985-86	Assistant Head Coach / Operations
	2000	Offensive Line
	2001	Offensive Line / Assistant Head Coach
	2001	Interim Head Coach
Bob Miller	1941	Assistant B-Team Coach
	1942-45	Line
	1946-55	Assistant B-Team Coach
John Misciagna	1989	Tight Ends
Curtis Modkins	2002	Defensive Backs
	2003-07	Running Backs
Jeff Monken	2008-09	A-Backs / Special Teams
Tom Moore	1970-71	Offense
Larry New	1983-86	Defensive Line
	1995-97	Defensive Line / Assistant Head Coach
Patrick Nix	2002	Running Backs / Recruiting Coordinator
	2003	Running Game Coordinator / Quarterbacks
	2004-06	Offensive Coordinator / Quarterbacks
Greg Nord	1992-94	Running Backs
Bill O'Brien	1998	Running Backs
	1999-2000	Running Backs / Recruiting Coordinator
	2001-02	Offensive Coordinator
George O'Leary	1987-91, 1994	Defensive Coordinator / Defensive Line
Steve Ortmyer	1974	Offense
Lamar Owens	2010-15	A-Backs
Bill Pace	1973	Offensive Coordinator
Dwain Painter	1982-86	Offensive Coordinator
Mike Pelton	2013-15	Defensive Line
Joe Pittard	1943-70	Assistant B-Team / Freshman Coach
Joe Popp	N/A	
Al "Buzz" Preston	2008-15	Wide Receivers
Chuck Priefer	1987-91	Defensive Backs
Tommy Raye	2002	Special Teams
Floyd Reese	1974	Defense
Charlie Rizzo	1987-88	Inside Linebackers
Jimmy Robinson	1987-89	Wide Receivers
Tommie Robinson	2002	Wide Receivers
	2003-05	Tight Ends
Ted Roof	1998	Linebackers
	1999-2001	Defensive Coordinator/Linebackers
	2013-15	Defensive Coordinator
Brad Roper	1980-81	Tight Ends
Ray Rychleski	2014-15	Special Teams Coordinator / Co-Offensive Line
Bob Sanders	1978	Defensive Line
Rip Scherer	1980	Quarterbacks
	1981	Offensive Coordinator
	1982-83	Running Backs
	1984	Assistant Head Coach – Operations
	1986	Assistant Head Coach – Offense

Mike Sewak	2008-11	Co-Offensive Line
	2012-15	Offensive Line
Steve Shankweiler	1992-94	Offensive Coordinator/OL
Steve Sloan	1972	Offensive Coordinator
Danny Smith	1987-91	Running Backs
	1992-93	Assistant Head Coach / Wide Receivers
	1994	Assistant Head Coach / Defensive Backs
Giff Smith	2004-05	Defensive Line
	2006-09	Defensive Line / Recruiting Coordinator
Rick Smith	1977	JV Coach / Assistant Defensive Coach
	1982-85	Defensive Backs
Joe Speed	2010-12	Inside Linebackers
	2013-15	Defensive Backs
Glenn Spencer	2001	Running Backs
	2002-03	Defensive Line
Todd Spencer	2008-11	Co-Offensive Line
Steve Spurrier	1979	Quarterbacks
Dave Sollazzo	1999-2000	Defensive Line
Terry Strock	1990-91	Wide Receivers
Eric Taggart	1976	JV Coach
Charlie Tate	1957-58	Freshman Coach
	1959-60	Offense
	1961-63	Defensive Coordinator
Jon Tenuta	2002	Defensive Coordinator
	2003-05	Defensive Coordinator / Defensive Backs
	2006-07	Associate Head Coach / Defensive Coordinator / Defensive Backs
Bob Thalman	1967-68	Defense
Lance Thompson	1995	Tight Ends / Recruiting Coordinator
	1996-97	Defensive Ends / Recruiting Coordinator
	1998	Defensive Line / Recruiting Coordinator
	2001	Defensive Ends / Recruiting Coordinator
Larry Travis	1977	Offensive Line
	1978-80	Offensive Coordinator / Offensive Line
Terry Tuley	1978-79	Receivers
	1980	Running Backs
	1981	Receivers
A.G. "Whitey" Urban	1951-59	Offensive Line
Norm Van Brocklin	1979	Running Backs
Dave Walkosky	2012-13	Special Teams Coordinator
Pat Watson	1987-91	Offensive Line
	1995-96	Offensive Coordinator / Offensive Line
Jack Westbrook	1977	Defensive Backs
	1978-79	Defensive Coordinator / Defensive Backs
Eric Wilcox	1970	Freshman Coach
Bob Williams	1972-73	Defensive Line
Jack Williams	1972-73	Running Backs
Billy Williamson	1968-71	Defense
Barry Wilson	1977-82	Inside Linebackers
David Wilson	2002	Football Operations
	2003-05	Special Teams / Recruiting Coordinator
Eddie Wilson	1995-96	Quarterbacks
	1997-2000	Tight Ends
Chip Wisdom	1985-86	Running Backs
Carl Wise	1957-58	Offensive Backfield
Dave Wommack	2008-09	Defensive Coordinator
Lewis Woodruff	1947-50	Freshman Coach
	1951-60	Defensive Backfield
	1961-67	Offensive Backfield

SERIES RECORDS

OPPONENT	OVERALL	H	A	N	-LAST MEETING-		
					STRK	RESULT	DATE
Air Force	3-1	2-0	1-0	0-1	L1	L, 7-14	2010
Alabama	21-28-3	15-15-3	6-13	0-0	W1	W, 16-6	1984
Alabama A&M	1-0	1-0	0-0	0-0	W1	W, 66-7	2013
ALCORN STATE – FIRST MEETING							
Arkansas	1-1	0-0	0-0	1-1	L1	L, 7-14	1960
Arizona	0-2	0-1	0-1	0-0	L2	L, 19-20	1995
Army	3-1	3-1	0-0	0-0	W2	W, 34-10	2007
Auburn	41-47-4	35-35-4	6-12	0-0	W2	W, 23-14	2005
Baylor	3-1	2-0	0-1	1-0	W1	W, 37-27	1993
Boston College	6-2	3-2	3-0	0-0	W2	W, 37-17	2012
BYU	1-3	1-1	0-2	0-0	L3	L, 20-38	2013
California	3-4	2-2	0-2	1-0	L1	L, 22-34	1978
Chattanooga	8-0	8-0	0-0	0-0	W8	W, 44-9	1990
Citadel	10-0	8-0	2-0	0-0	W10	W, 35-7	2001
CLEMSON	51-27-2	44-13-2	6-12	1-2	W1	W, 28-6	2014
Connecticut	3-0	2-0	1-0	0-0	W3	W, 28-13	2005
Davidson	12-2	12-2	0-0	0-0	W12	W, 53-0	1953
DUKE	50-31-1	28-13-1	22-18	0-0	L1	L, 25-31	2014
Elon	1-0	1-0	0-0	0-0	W1	W, 70-0	2013
Florida	24-9-6	15-4-4	9-4-2	0-1	L2	L, 6-27	1981
FLORIDA STATE	9-14-1	8-6-1	1-6	0-2	L2	L, 35-37	2014
Fresno State	0-2	0-0	0-0	0-2	L2	L, 14-28	2007
Furman	10-1-3	10-1-1	0-0-2	0-0	W3	W, 51-7	1995
Gardner-Webb	1-0	1-0	0-0	0-0	W1	W, 10-7	2008
GEORGIA	40-64-5	25-34-4	15-30-1	0-0	W1	W, 30-24 (OT)	2014
Georgia Southern	1-0	1-0	0-0	0-0	W1	W, 42-38	2014
Indiana State	1-0	1-0	0-0	0-0	W1	W, 38-0	1987
Iowa	0-1	0-0	0-0	0-1	L1	L, 14-24	2010
Iowa State	1-0	0-0	0-0	1-0	W1	W, 31-30	1972
Jacksonville State	2-0	2-0	0-0	0-0	W2	W, 37-17	2009
Kansas	2-1	1-0	0-1	1-0	W1	W, 66-24	2011
Kentucky	11-7-1	7-3-1	4-4	0-0	W2	W, 23-13	1960
LSU	12-7	7-2	5-3	0-2	L5	L, 3-38	2008
Maryland	15-6	9-1	6-5	0-0	W2	W, 33-13	2012
Memphis	2-1	1-1	1-0	0-0	W1	W, 24-20	1982
MIAMI	11-9	9-4	2-4	0-1	W1	W, 28-17	2014
Michigan	0-1	0-0	0-1	0-0	L1	L, 2-9	1934
Michigan State	3-0	1-0	1-0	1-0	W3	W, 17-14	1985
Middle Tennessee	2-1	1-1	1-0	0-0	L1	L, 28-49	2012
Mississippi	2-2	1-0	0-0	1-2	L2	L, 17-25	2013
Mississippi State	5-0	3-0	1-0	1-0	W5	W, 49-34	2014
Missouri	1-1	0-0	0-0	1-1	L1	L, 10-14	1962
Navy	16-9	10-4	3-3	3-2	W3	W, 70-7	2001
Nebraska	1-0	0-0	0-0	1-0	W1	W, 45-21	1991
New Mexico State	1-0	1-0	0-0	0-0	W1	W, 42-7	1998
NORTH CAROLINA	28-19-3	18-7	10-12-3	0-0	L1	L, 43-48	2014
NC State	19-10	10-4	9-6	0-0	W2	W, 56-23	2014
NOTRE DAME	6-27-1	2-11-1	3-6	1-0	W1	W, 33-3	2007
Penn	1-2	1-0	0-2	0-0	L2	L, 12-13	1931
Penn State	3-4	2-0	0-1	1-3	L1	L, 22-34	1991
PITTSBURGH	4-5	1-2	1-3	2-0	W2	W, 56-28	2014
Presbyterian	4-0	4-0	0-0	0-0	W4	W, 59-3	2012
Purdue	0-1	0-0	0-0	0-1	L1	L, 21-41	1978

OPPONENT	OVERALL	H	A	N	-LAST MEETING-		
					STRK	RESULT	DATE
Rice	2-0-1	1-0-1	1-0	0-0	T1	T, 36-36	1972
Rutgers	1-0	1-0	0-0	0-0	W1	W, 48-14	1921
Samford	8-0	6-0	2-0	0-0	W8	W, 69-14	2007
South Carolina	12-9	12-3	0-6	0-0	L1	L, 14-23	1991
South Carolina State	1-0	1-0	0-0	0-0	W1	W, 41-10	2010
SMU	8-2-1	5-0-1	3-2	0-0	W2	W, 24-21	1969
Stanford	2-0	0-0	0-0	2-0	W2	W, 24-14	2001
Syracuse	3-0	1-0	0-0	2-0	W3	W, 56-0	2013
Tennessee	17-24-2	13-11-1	4-13-1	0-0	L1	L, 15-29	1987
Texas	0-1	0-0	0-0	0-1	L1	L, 7-14	1943
Texas A&M	1-1	1-1	0-0	0-0	W1	W, 38-3	1966
TCU	2-0	2-0	0-0	0-0	W2	W, 17-7	1968
Texas Tech	2-0	0-0	0-0	2-0	W2	W, 17-9	1970
Troy	1-0	1-0	0-0	0-0	W1	W, 35-20	2006
TULANE	36-13	20-4	16-9	0-0	W2	W, 38-21	2014
Tulsa	2-1	0-0	0-0	2-1	W1	W, 52-10	2004
UCF	3-0	3-0	0-0	0-0	W3	W, 21-17	2000
USC	2-2	0-1	1-1	1-0	W1	W, 21-7	2012
Utah	0-2	0-0	0-0	0-2	L2	L, 27-30	2011
Vanderbilt	19-15-3	12-10	7-5-3	0-0	W5	W, 56-31	2009
VIRGINIA	19-17-1	15-7	4-10-1	0-0	W3	W, 35-10	2014
VMI	14-1	14-1	0-0	0-0	W5	W, 34-7	1988
VIRGINIA TECH	4-8	2-4	2-4	0-0	W1	W, 27-24	2014
Wake Forest	22-8	13-4	9-3	0-1	W1	W, 24-20	2010
Western Carolina	5-0	5-0	0-0	0-0	W5	W, 63-21	2011
West Virginia	2-1	0-0	0-0	2-1	L1	L, 35-38	2007
William & Mary	1-0	1-0	0-0	1-0	W1	W, 33-7	1979
Wofford	1-0	0-0	0-0	1-0	W1	W, 33-0	2001

2015 opponents in **BOLD CAPS**

HISTORY

SERIES HISTORY

AIR FORCE

GT LEADS 3-1

DATE	GT	OPP	RESULT
10/1/1977	-	-	h W 30-3
11/11/1978	-	-	a W 42-21
11/10/1979	-	-	h W 21-0
12/27/2010	-	-	n ¹ L 7-14

SERIES

Home: 2-0, Away: 1-0, Neutral: 0-1

ALABAMA

BAMA LEADS 28-21-3

DATE	GT	OPP	RESULT
11/27/1902 (n)	-	-	a ¹ L 0-26
10/21/1905	-	-	h W 12-5
10/24/1908	-	-	h W 11-6
10/22/1910	-	-	a W 36-0
10/29/1911	-	-	h T 0-0
10/12/1912	-	-	h W 20-3
10/17/1914	-	-	a ¹ L 0-13
11/6/1915	-	-	h W 21-7
11/11/1916	-	-	h W 13-0
10/14/1922	-	-	h W 33-7
11/3/1923	-	-	h T 0-0
11/25/1924	-	-	h L 0-14
10/24/1925	-	-	h L 0-7
10/16/1926	-	-	h L 0-21
10/15/1927	-	-	h W 13-0
11/17/1928	-	-	h W 33-13
11/16/1929	-	-	h L 0-14
11/12/1932	-	-	h W 6-0
11/18/1933	-	-	h L 9-12
11/17/1934	-	-	h L 0-40
11/16/1935	-	-	a ¹ L 7-38
11/14/1936	-	-	4 h L 16-20
11/13/1937	-	-	3 a ¹ L 0-7
11/12/1938	-	-	16 h T 14-14
11/18/1939	-	-	a ¹ W 6-0
11/16/1940	-	-	14 h L 13-14
11/15/1941	-	-	9 a ¹ L 0-20
11/14/1942	2	5	h W 7-0
11/15/1947	6	14	a ¹ L 7-14
11/13/1948	11	-	h L 12-14
11/12/1949	-	-	a ¹ L 7-20
11/18/1950	-	-	h L 19-54
11/17/1951	7	-	a ¹ W 27-7
11/15/1952	2	12	h W 7-3
11/14/1953	5	-	a ¹ L 6-13
11/13/1954	-	-	h W 20-0
11/12/1955	11	-	a ¹ W 26-2
11/17/1956	4	-	h W 27-0
11/16/1957	-	-	a ¹ W 10-7
11/15/1958	20	-	h L 8-17
11/14/1959	15	-	a ¹ L 7-9
11/12/1960	-	-	h L 15-16
11/18/1961	-	-	2 a ¹ L 0-10
11/17/1962	-	-	1 h W 7-6
11/16/1963	-	-	7 a ¹ L 11-27
11/14/1964	10	2	h L 7-24
9/8/1979	-	-	2 h L 6-30
9/6/1980	-	-	2 a ¹ L 3-26
9/12/1981	-	-	a ¹ W 24-21
9/11/1982	-	-	4 h L 7-45
9/10/1983	-	-	14 a ¹ L 7-20
9/15/1984	-	-	19 h W 16-6

SERIES

Home: 15-15-3, Away: 6-13, Neutral: 0-0

ALABAMA A&M

GT LEADS 1-0

DATE	GT	OPP	RESULT
11/23/2013	-	-	h W 66-7

SERIES

Home: 1-0, Away: 0-0, Neutral: 0-0

ALCORN STATE

FIRST MEETING

SERIES NOTES

Georgia Tech and Alcorn State will meet for the first time ... Braves are only Tech's second SWAC opponent ... Jackets beat Alabama A&M in 2013 ... Tech is opening season on Thursday night for first time since 2011 (63-21 win over Western Carolina).

ARIZONA

ARIZONA LEADS 2-0

DATE	GT	OPP	RESULT
9/1/1994 (TH)	-	7/8	h L 14-19
9/7/1995 (TH)	-	17/15	a L 19-20

SERIES

Home: 0-1, Away: 0-1, Neutral: 0-0

ARKANSAS

SERIES TIED 1-1

DATE	GT	OPP	RESULT
1/1/1955	-	10	n ¹ W 14-6
1/2/1960	-	9	n ² L 7-14

1 - Cotton Bowl (Dallas, Texas)
2 - Gator Bowl (Jacksonville, Fla.)

SERIES

Home: 0-0, Away: 0-0, Neutral: 1-1

ARMY

GT LEADS 3-1

DATE	GT	OPP	RESULT
11/8/1952	-	-	h W 45-6
9/25/1971	-	-	h L 13-16
10/26/1973	-	-	h W 14-10
10/20/2007	-	-	h W 34-10

SERIES

Home: 3-1, Away: 0-0, Neutral: 0-0

AUBURN

AUBURN LEADS 47-41-4

DATE	GT	OPP	RESULT
11/25/1892	-	-	h L 0-26
12/7/1893	-	-	h T 0-0
11/17/1894	-	-	h L 0-94
11/7/1896	-	-	a L 0-45
11/5/1898	-	-	a L 6-29
10/14/1899	-	-	a L 0-63
10/11/1902	-	-	h L 6-18
11/14/1903	-	-	h L 5-10
10/29/1904	-	-	a L 0-12
11/3/1906	-	-	h W 11-0
10/26/1907	-	-	h L 6-12
11/7/1908	-	-	h L 0-44
11/6/1909	-	-	h L 0-9
11/5/1910	-	-	h L 0-16
11/4/1911	-	-	h L 6-11
11/2/1912	-	-	h L 7-27
11/8/1913	-	-	h L 0-20
11/7/1914	-	-	h L 0-14
11/25/1915 (TH)	-	-	h W 7-0

DATE GT OPP RESULT

11/30/1916 (n)	-	-	h W 33-7
11/29/1917 (n)	-	-	h W 68-7
11/28/1918 (n)	-	-	h W 41-0
11/27/1919 (n)	-	-	h L 7-14
11/25/1920 (n)	-	-	h W 34-0
11/24/1921 (n)	-	-	h W 14-0
11/30/1922 (n)	-	-	h W 14-6
11/29/1923 (n)	-	-	h T 0-0
11/27/1924 (n)	-	-	h W 7-0
11/26/1925 (n)	-	-	h T 7-7
11/25/1926 (n)	-	-	h W 20-7
11/24/1927 (n)	-	-	h W 18-0
11/29/1928 (n)	-	-	h W 51-0
11/28/1929 (n)	-	-	h W 19-6
10/18/1930	-	-	h W 14-12
10/17/1931	-	-	h L 0-13
10/15/1932	-	-	h L 0-6
10/14/1933	-	-	h W 16-6
11/10/1934	-	-	h L 6-18
11/9/1935	-	-	h L 7-33
11/7/1936	-	20	h L 12-13
10/23/1937	-	20	h L 0-21
10/22/1938	-	-	h W 7-6
10/28/1939	-	-	h W 7-6
10/26/1940	-	-	h L 7-16
10/25/1941	-	-	h W 28-14
9/26/1942	-	-	h W 15-0
10/14/1944	10	-	h W 27-0
10/27/1945	-	-	h W 20-7
10/26/1946	15	-	h W 27-6
10/18/1947	5	-	h W 27-7
10/16/1948	7	-	h W 27-0
10/15/1949	-	-	h W 35-21
10/21/1950	-	-	h W 20-0
10/20/1951	5	-	h W 27-7
10/18/1952	4	-	h W 33-0
10/17/1953	6	19	h W 36-6
10/16/1954	19	-	h W 14-7
10/15/1955	5	17	h L 12-14
10/20/1956	3	-	h W 28-7
10/19/1957	-	9	h L 0-3
10/18/1958	-	2	h T 7-7
10/17/1959	4	11	h L 6-7
10/15/1960	19	-	a ¹ L 7-9
10/21/1961	8	-	h W 7-6
10/20/1962	-	-	a ¹ L 14-17
10/19/1963	8	-	h L 21-29
10/17/1964	-	-	a ¹ W 7-3
10/16/1965	-	-	h W 23-14
10/15/1966	7	-	a ¹ W 17-3
10/21/1967	-	-	h L 10-28
10/19/1968	-	-	a ¹ W 21-20
10/18/1969	-	15	h L 14-17
10/17/1970	16	8	a L 7-31
10/16/1971	-	5	h L 14-31
10/21/1972	-	14	h L 14-24
10/20/1973	-	-	h L 10-24
10/19/1974	-	5	a L 22-31
10/18/1975	-	-	h L 27-31
10/16/1976	-	-	a W 28-10
10/15/1977	-	-	h W 38-21
10/21/1978	-	-	a W 24-10
10/20/1979	-	14	h L 14-38
10/18/1980	-	-	h L 14-17
10/17/1981	-	-	h L 7-31
10/16/1982	-	-	h L 0-24
10/15/1983	-	5	h L 13-31
10/20/1984	-	13	a L 34-48
10/19/1985	-	8	h L 14-17
10/18/1986	-	7	a L 10-31
10/17/1987	-	5	h L 10-20
9/6/2003	-	17/19	h W 17-3
9/3/2005	-	16/15	a W 23-14

SERIES

Home: 35-35-4, Away: 6-12, Neutral: 0-0

BAYLOR

GT LEADS 3-1

DATE	GT	OPP	RESULT
11/1/1952	5	9	n ¹ W 17-14
9/27/1969	-	-	h W 17-10
11/7/1992	-	-	a L 27-31
11/6/1993	-	-	h W 37-27

SERIES

Home: 2-0, Away: 0-1, Neutral: 1-0

BOSTON COLLEGE

GT LEADS 6-2

DATE	GT	OPP	RESULT
11/11/1972	-	-	h W 42-10
11/25/1989	-	-	h W 13-12
9/14/1991	17/18	-	a W 30-14
10/4/1997	-	-	a W 42-14
9/5/1998	-	-	h L 31-41
9/15/2007	15/15	21/19	h L 10-24
9/6/2008	-	-	a W 19-16
10/20/2012	-	-	h W 37-17

SERIES

Home: 3-2, Away: 3-0, Neutral: 0-0

BYU

BYU LEADS 3-1

DATE	GT	OPP	RESULT
9/21/2002	-	-	h W 28-19
8/28/2003 (TH)	-	-	a L 13-24
10/27/2012	-	-	h L 17-41
10/12/2013	-	-	a L 20-38

SERIES

Home: 1-1, Away: 0-2, Neutral: 0-0

CALIFORNIA

CAL LEADS 4-3

DATE	GT	OPP	RESULT
1/1/1929	-	-	n ¹ W 8-7
12/26/1931	-	-	h L 6-21
12/17/1932	-	-	a L 7-27
12/26/1936	-	-	h W 13-7
12/26/1938	-	-	a L 0-13
12/28/1940	-		

SERIES HISTORY

THE CITADEL

GT LEADS 10-0

DATE	GT	OPP	RESULT
10/5/1912	-	a	W 20-16
10/4/1913	-	a	W 47-0
10/25/1947	7	-	h W 38-0
11/20/1948	20	-	h W 54-0
9/20/1952	-	h	W 54-6
9/30/1978	-	h	W 28-0
9/18/1982	-	h	W 36-7
9/22/1984	-	h	W 48-3
9/12/1987	-	h	W 51-12
9/1/2001	11/14	-	h W 35-7

SERIES

Home: 8-0, Away: 2-0, Neutral: 0-0

CLEMSON

GT LEADS 51-27-2

DATE	GT	OPP	RESULT
11/24/1898	-	n ¹	L 0-23
11/30/1899 (n)	-	n ²	L 5-41
10/18/1902	-	h	L 5-44
10/17/1903	-	h	L 0-73
11/5/1904	-	h	T 11-11
11/30/1905 (n)	-	h	W 17-12
11/29/1906 (n)	-	h	L 0-10
11/28/1907 (n)	-	h	L 5-6
11/26/1908 (n)	-	h	W 30-6
11/25/1909 (n)	-	h	W 29-3
11/24/1910 (n)	-	h	W 34-0
11/30/1911 (n)	-	h	W 31-0
11/28/1912 (n)	-	h	W 23-0
11/27/1913 (n)	-	h	W 34-0
11/26/1914 (n)	-	h	W 26-6
10/5/1918	-	h	W 28-0
10/11/1919	-	h	W 28-0
11/6/1920	-	h	W 7-0
11/5/1921	-	h	W 48-7
11/4/1922	-	h	W 21-7
10/1/1932	-	h	W 32-14
9/30/1933	-	h	W 39-2
9/29/1934	-	h	W 12-7
10/31/1936	-	h	L 13-14
11/6/1937	-	h	W 7-0
11/20/1943	15	-	h W 41-6
9/30/1944	-	h	W 51-0
11/24/1945	-	h	L 7-21
11/7/1953	6	-	h W 20-7
11/8/1958	-	17	h W 13-0
10/3/1959	7	6	h W 16-6
9/22/1962	-	h	W 26-9
9/28/1963	-	h	W 27-0
10/3/1964	-	h	W 14-7
10/2/1965	-	h	W 38-6
10/1/1966	9	-	h W 13-12
10/7/1967	-	h	W 10-0
10/5/1968	-	h	W 24-21
10/4/1969	-	h	L 10-21
10/3/1970	15	-	h W 28-7
10/2/1971	-	h	W 24-14
10/7/1972	-	h	W 31-9
9/29/1973	-	h	W 29-21
9/28/1974	-	a	L 17-21
9/27/1975	-	h	W 33-28
9/25/1976	-	h	T 24-24
9/17/1977	-	h	L 14-31
9/24/1983	-	a	L 14-41
9/29/1984	18	13	h W 28-21
9/28/1985	-	a	W 14-3
9/27/1986	-	h	L 3-27
9/26/1987	-	9	a L 12-33
9/24/1988	-	12	h L 13-30
10/14/1989	-	14	a W 30-14
10/13/1990	18/15	15/14	h W 21-19
9/28/1991	19/18	7/5	a L 7-9
9/26/1992	-	16/14	h W 20-16
9/25/1993	-	a	L 13-16
11/12/1994	-	a	L 10-20

DATE	GT	OPP	RESULT
10/28/1995	-	h	L 3-24
10/19/1996	22/24	-	a L 25-28
9/27/1997	-	17/21	h W 23-20
11/12/1998 (TH)	22/23	-	a W 24-21
11/13/1999	13/14	-	h W 45-42
10/28/2000	-	5/4	a W 31-28
9/29/2001	9/11	-25/	h LOT 44-47
9/14/2002	-	a	L 19-24
9/20/2003	-	h	L 3-39
9/11/2004	-	20/18	a W 28-24
10/29/2005	-	h	W 10-9
10/21/2006	13/13	12/12	a L 7-31
9/29/2007	-	13/13	h W 13-3
10/18/2008	-	a	W 21-17
9/10/2009 (TH)	15/13	-	h W 30-27
12/5/2009	12/12	25/-	#n ³ W 39-34
10/23/2010	-	a	L 13-27
10/29/2011	-	6/6	h W 31-17
10/6/2012	-	16/20	a L 31-47
11/14/2013 (TH)	-	8/6	a L 31-55
11/15/2014	22	19	h W 28-6

1 - Augusta, Ga.
2 - Greenville, S.C.
3 - Tampa, Fla. (ACC Championship Game)
#2009 ACC Championship vacated

SERIES

Home: 44-13-2, Away: 6-12, Neutral: 1-2

SERIES NOTES

Clemson is Georgia Tech's fourth-most frequently played rival ... 2015 will be the 81st meeting with Georgia Tech leading the series 51-27-2 ... The Jackets and Tigers will meet for the eighth time in seven seasons including a date in the 2009 ACC Football Championship Game ... Tech used two pick-6 returns to beat the Tigers 28-6 last season in Atlanta ... Paul Johnson is 5-3 all-time against Clemson.

CONNECTICUT

GT LEADS 3-0

DATE	GT	OPP	RESULT
9/7/2002	-	a	W 31-14
11/13/2004	-	h	W 30-10
9/17/2005	16/18	-	h W 28-13

SERIES

Home: 2-0, Away: 1-0, Neutral: 0-0

DAVIDSON

GT LEADS 12-2

DATE	GT	OPP	RESULT
12/7/1900	-	h	L 16-38
11/13/1902	-	h	L 6-7
10/27/1906	-	h	W 14-0
10/9/1915	-	h	W 27-7
10/14/1916	-	h	W 19-0
10/13/1917	-	h	W 32-10
11/11/1919	-	h	W 33-0
10/9/1920	-	h	W 66-0
10/8/1921	-	h	W 70-0
10/7/1922	-	h	W 19-0
10/17/1942	6	-	h W 33-0
11/25/1950	-	h	W 46-14
11/24/1951	7	-	h W 34-7
9/19/1953	-	h	W 53-0

SERIES

Home: 12-2, Away: 0-0, Neutral: 0-0

DUKE

GT LEADS 50-30-1

DATE	GT	OPP	RESULT
12/2/1933	-	h	W 6-0
10/13/1934	-	a	L 0-20
10/19/1935	-	h	W 6-0
10/17/1936	-	a	L 6-19
10/16/1937	-	h	L 19-20
10/15/1938	-	a	L 0-6
11/4/1939	-	12	h L 6-7
11/2/1940	-	18	a L 7-41
11/1/1941	-	4	h L 0-14
10/31/1942	5	-	a W 26-7
10/30/1943	-	18	h L 7-14
11/4/1944	5	-	a L 13-19
11/3/1945	-	18	h L 6-14
11/2/1946	16	19	a W 14-0
11/1/1947	6	9	h W 7-0
10/30/1948	6	-	a W 19-7
10/29/1949	-	h	L 14-27
11/4/1950	-	a	L 21-30
11/3/1951	5	-	h T 14-14
11/1/1952	4	6	a W 28-7
11/21/1953	12	15	h W 13-10
10/30/1954	-	16	a L 20-21
10/29/1955	12	17	h W 27-0
11/3/1956	2	-	a W 7-0
11/2/1957	-	7	h W 13-0
11/1/1958	-	a	W 10-8
10/31/1959	9	-	h L 7-10
10/29/1960	-	15	a L 0-6
10/14/1961	-	h	W 21-0
11/3/1962	-	a	W 20-9
11/2/1963	-	h	W 30-6
10/31/1964	8	-	a W 21-8
10/30/1965	6	-	h W 35-23
10/29/1966	-	a	W 48-7
11/4/1967	-	h	W 19-7
11/2/1968	-	a	L 30-46
11/1/1969	-	h	W 20-7
10/31/1970	-	a	W 24-16
10/30/1971	-	h	W 21-0
11/4/1972	-	a	L 14-20
11/3/1973	-	h	W 12-10
11/2/1974	-	a	L 0-9
11/1/1975	-	h	W 21-6
10/30/1976	-	a	L 7-31
10/29/1977	-	h	L 24-25
9/9/1978	-	a	L 10-28
11/3/1979	-	h	W 24-14
11/1/1980	-	a	L 12-17
10/31/1981	-	h	L 24-38
10/30/1982	-	h	L 21-38
10/29/1983	-	a	L 26-32
11/3/1984	-	h	W 31-3
11/2/1985	-	a	W 9-0
11/1/1986	-	h	W 34-6
10/31/1987	-	a	L 14-48
10/29/1988	-	h	L 21-31
10/28/1989	-	a	L 19-30
10/27/1990	16/12	-	h W 48-31
11/2/1991	-	a	W 17-6
10/31/1992	-	h	W 20-17
10/30/1993	-	a	W 47-14
9/24/1994	-	h	L 12-27
10/7/1995	-	a	W 37-21
9/26/1996 (TH)	-	h	W 48-22
11/15/1997	-	a	W 41-38
10/3/1998	-	h	W 41-13
10/16/1999	8/9	-	a W 38-31
10/21/2000	-	h	W 45-10
10/6/2001	17/17	-	a W 37-10
11/16/2002	-	h	W 17-2
11/8/2003	-	a	L 17-41
10/16/2004	-	h	W 24-7
10/15/2005	-	a	W 35-10
11/18/2006	18/18	-	h W 49-21
11/10/2007	-	a	W 41-24
10/4/2008	-	h	W 27-0
11/14/2009	7/7	-	a W 49-10
11/20/2010	-	h	W 30-20

DATE	GT	OPP	RESULT
11/19/2011	-23	-	a W 38-31
11/17/2012	-	-	h W 42-24
9/14/2013	-	-	a W 38-14
10/11/2014	22	-	h L 25-31

SERIES

Home: 2-0, Away: 1-0, Neutral: 0-1

SERIES NOTES

Duke is Tech's third-most frequently played rival ... 2015 will mark the 83rd series meeting with Georgia Tech holding a 50-31-1 series lead ... Tech has won 18 of the last 20 meetings, including the last five trips to Durham ... The winner of the Tech-Duke game has scored at least 30 points in each of the last six meetings and in nine of the 10 ... Either Duke or Georgia Tech has won the Coastal Division in each of the last three years ... Paul Johnson is 10-2 all-time against Duke, including a 4-1 mark while at Navy and 6-1 while at Georgia Tech.

ELON

GT LEADS 1-0

DATE	GT	OPP	RESULT
8/31/2013	-	-	h W 70-0

SERIES

Home: 1-0, Away: 0-0, Neutral: 0-0

FLORIDA

GT LEADS 24-9-6

DATE	GT	OPP	RESULT
10/17/1904	-	h	W 77-0
10/19/1912	-	-	h W 14-7
10/25/1913	-	a ¹	W 13-3
10/13/1923	-	h	T 7-7
10/11/1924	-	h	T 7-7
10/17/1925	-	h	W 23-7
10/19/1929	-	h	W 19-7
11/27/1930	-	h	L 7-55
11/21/1931	-	h	W 23-0
11/19/1932	-	h	W 6-0
11/11/1933	-	h	W 19-7
11/24/1934	-	a	L 12-13
11/23/1935	-	h	W 39-6
11/21/1936	-	h	W 38-14
11/20/1937	-	a	W 12-0
11/19/1938	-	h	T 0-0
11/25/1939	19	-	a W 21-7
11/23/1940	-	h	L 7-16
11/22/1941	-	a	L 7-14
11/21/1942	2	-	h W 20-7
10/23/1948	6	-	h W 42-7
10/22/1949	-	a	W 43-14
10/7/1950	-	h	W 16-13
9/29/1951	-	a	W 27-0
9/27/1952	-	h	W 17-14
9/26/1953	-	a	T 0-0
9/25/1954	5	-	h L 12-13
9/24/1955	2	19	a W 14-7
11/24/1956	5	13	a W 28-0
11/23/1957	-	h	T 0-0
10/1/1960	10	-	a L 17-18
11/4/1961	7	-	h W 20-0
9/29/1962	8	-	a W 17-0
9/14/1963	-	h	W 9-0
1/2/1967	8	-	n ² L 12-27
10/28/1978	-	h	W 17-13
9/22/1979	-	a	T 7-7
9/20/1980	-	h	L 12-45
9/19/1981	-	a	L 6-27

SERIES HISTORY

FLORIDA STATE

FSU LEADS 14-11-1

DATE	GT	OPP	RESULT
11/7/1903	-	-	h W 17-0
10/8/1904	-	-	h W 35-0
11/22/1952	2	-	h W 30-0
10/22/1955	13	-	h W 34-0
9/26/1958	-	-	h W 17-3
11/10/1962	-	-	h T 14-14
11/9/1963	-	-	h W 15-7
9/19/1970	-	-	h W 23-13
11/13/1971	-	-	h W 12-6
10/4/1975	-	-	h W 30-0
10/17/1992	16/17	6/6	h L 24-29
10/2/1993	-	1/1	a L 0-51
11/5/1994	-	8/6	h L 10-41
10/21/1995	-	1/1	a L 10-42
11/2/1996	-	3/2	h L 3-49
10/18/1997	21/25	3/3	a L 0-38
10/24/1998	20/19	6/6	h L 7-34
9/11/1999	10/10	1/1	a L 35-41
9/9/2000	-	2/2	h L 21-26
12/1/2001	-	-	a L 17-28
11/9/2002	-	17/18	h L 13-21
9/13/2003	-	10/11	a L 13-14
11/1/2008	-	16/16	h W 31-28
10/10/2009	22/23	-	a W 49-44
12/1/2012	-	13/12	n ¹ L 15-21
12/6/2014	11	4	n ¹ L 35-37

SERIES
Home: 10-6-1, Away: 1-6, Neutral: 0-2

SERIES NOTES

Georgia Tech and Florida State will meet in the regular season for the first time since 2009, a 49-44 Tech win in Tallahassee ... Jackets and Seminoles have met twice in the last three years — both meetings coming in Charlotte in the ACC Football Championship Game (2012, 2014) ... Tech's 31-28 home win in 2008 over FSU was dubbed "Miracle of North Avenue" ... Florida State leads the series 14-9-1, but Georgia Tech holds an 8-6-1 advantage in Atlanta ... Paul Johnson is 2-2 all-time vs. Florida State.

FRESNO STATE

FSU LEADS 2-0

DATE	GT	OPP	RESULT
12/31/2002	-	-	n ¹ L 21-30
12/31/2007	-	-	n ² L 28-40

1 - Silicon Valley Classic (San Jose, Calif.)

2 - Humanitarian Bowl (Boise, Idaho)

SERIES
Home: 2-0, Away: 1-0, Neutral: 0-1

FURMAN

GT LEADS 10-1-3

DATE	GT	OPP	RESULT
10/15/1901	-	-	h W 17-0
10/26/1901	-	-	a T 5-5
11/1/1902	-	-	a T 0-0
9/29/1917	-	-	h W 25-0
10/12/1918	-	-	h W 118-0
9/27/1919	-	-	h W 74-0
10/15/1921	-	-	h W 69-0
11/23/1946	6	-	h W 41-7
11/22/1947	10	-	h W 51-0
9/17/1983	-	-	h L 14-17
9/13/1986	-	-	h T 17-17
11/9/1991	-	-	h W 19-17
9/11/1993	-	-	h W 37-3
9/2/1995	-	-	h W 51-7

SERIES
Home: 10-1-1, Away: 0-0-2, Neutral: 0-0

GARDNER-WEBB

GT LEADS 1-0

DATE	GT	OPP	RESULT
10/11/2008	-	-	h W 10-7

SERIES
Home: 1-0, Away: 0-0, Neutral: 0-0

GEORGETOWN

GT LEADS 5-0

DATE	GT	OPP	RESULT
11/15/1919	-	-	h W 27-0
11/13/1920	-	-	h W 35-6
11/12/1921	-	-	h W 21-7
11/11/1922	-	-	h W 19-7
10/20/1923	-	-	h W 20-10

SERIES
Home: 5-0, Away: 0-0, Neutral: 0-0

GEORGIA

UGA LEADS 64-40-5

DATE	GT	OPP	RESULT
11/4/1893	-	-	a W 28-6
10/23/1897	-	-	a L 0-28
10/22/1898	-	-	a L 0-15
10/28/1899	-	-	a L 0-20
10/13/1900	-	-	h L 0-12
10/25/1902	-	-	h T 0-0
10/24/1903	-	-	h L 0-38
11/12/1904	-	-	h W 23-6
11/18/1905	-	-	h W 46-0
11/10/1906	-	-	h W 17-0
11/2/1907	-	-	h W 10-6
11/20/1909	-	-	h W 12-6
11/19/1910	-	-	h L 6-11
11/18/1911	-	-	h L 0-5
11/16/1912	-	-	h L 0-20
11/15/1913	-	-	h L 0-14
11/14/1914	-	-	h W 7-0
11/13/1915	-	-	h T 0-0
11/18/1916	-	-	h W 21-0
11/14/1925	-	-	h W 3-0
11/13/1926	-	-	h L 13-14
12/3/1927	-	-	h W 12-0
12/8/1928	-	-	h W 20-6
12/7/1929	-	-	a L 6-12
12/6/1930	-	-	h L 0-13
11/28/1931	-	-	h L 6-35
11/26/1932	-	-	h T 0-0
11/25/1933	-	-	h L 6-7
12/1/1934	-	-	a L 0-7
11/30/1935	-	-	h W 19-7
11/28/1936	-	-	a L 6-16
11/27/1937	-	-	h T 6-6
11/26/1938	-	-	a T 0-0
12/2/1939	-	-	h W 13-0
11/30/1940	-	-	a L 19-21
11/29/1941	-	20	h L 0-21
11/28/1942	2	5	a L 0-34
11/27/1943	14	-	h W 48-0
12/2/1944	-	-	h W 44-0
12/1/1945	-	-	h L 0-33
11/30/1946	7	3	a L 7-35
11/29/1947	9	-	h W 7-0
11/27/1948	-	12	a L 13-21
11/26/1949	-	-	h W 7-6
12/2/1950	-	-	a W 7-0
12/1/1951	6	-	h W 48-6
11/29/1952	3	-	a W 23-9
11/28/1953	10	-	h W 28-12
11/27/1954	-	-	a W 7-3
11/26/1955	9	-	h W 21-3
12/1/1956	4	-	a W 35-0
11/30/1957	-	-	h L 0-7
11/29/1958	-	-	a L 3-16
11/28/1959	-	6	h L 14-21

DATE	GT	OPP	RESULT
11/26-1960	-	-	a L 6-7
12/2/1961	-	-	h W 22-7
12/1/1962	-	-	a W 37-6
11/30/1963	-	-	h W 14-3
11/28/1964	-	-	a L 0-7
11/27/1965	-	-	h L 7-17
11/26/1966	5	7	a L 14-23
11/25/1967	-	-	h L 14-21
11/30/1968	-	4	a L 8-47
11/29/1969	-	-	h W 6-0
11/28/1970	16	-	a W 17-7
11/25/1971 (n)	-	7	h L 24-28
12/2/1972	-	-	a L 7-27
12/1/1973	-	-	h L 3-10
11/27/1974	-	-	a W 34-14
11/27/1975 (n)	-	15	h L 26-42
11/27/1976	-	4	a L 10-13
11/26/1977	-	-	h W 16-7
12/2/1978	-	11	a L 28-29
11/24/1979	-	-	h L 3-16
11/29/1980	-	1	a L 20-38
11/28/1981	-	3	h L 7-44
11/27/1982	-	1	a L 18-38
11/26/1983	-	7	h L 24-27
12/1/1984	-	18	a W 35-18
11/30/1985	-	20	h W 20-16
11/29/1986	-	18	a L 24-31
11/28/1987	-	14	h L 16-30
11/26/1988	-	20	a L 3-24
12/2/1989	-	-	h W 33-22
12/1/1990	2/3	-	a W 40-23
11/30/1991	-	25/-	h L 15-18
11/28/1992	-	9/10	a L 17-31
11/25/1993 (n)	-	-	h L 10-43
11/25/1994 (FR)	-	-	a L 10-48
11/23/1995 (n)	-	-	h L 17-18
11/30/1996	-	-	a L 10-19
11/29/1997	-	14/14	h L 24-27
11/28/1998	17/18	12/12	a W 21-19
11/27/1999	20/16	16/21	h WOT 51-48
11/25/2000	18/19	19/18	a W 27-15
11/24/2001	21/19	19/23	h L 17-31
11/30/2002	-	5/5	a L 7-51
11/29/2003	-	5/5	h L 17-34
11/27/2004	-	8/7	a L 13-19
11/26/2005	20/24	13/13	h L 7-14
11/25/2006	16/15	-	a L 12-15
11/24/2007	-	6/7	h L 17-31
11/29/2008	23/18	13/13	a W 45-42
11/28/2009	7/7	-	h L 24-30
11/27/2010	-	-	a L 34-42
11/26/2011	25/21	13/14	h L 17-31
11/24/2012	-	3/3	a L 10-42
11/30/2013	-	-	h L2OT 34-41
11/29/2014	16	9	a WOT 30-24

SERIES
Home: 2-0, Away: 1-0, Neutral: 0-1

SERIES NOTES

The Governor's Cup returned to The Flats in 2014 after the Jackets' 30-24 OT win between the hedges over the Georgia Bulldogs ... It was Tech's first win over Georgia since 2008 ... Tech's win was an instant classic as Harrison Butker and D.J. White cemented their places in Georgia Tech history ... Georgia leads the series 64-40-5 ... Tech is 26-34-4 at home vs. Georgia ... Paul Johnson is 2-6 all-time vs. Georgia.

INDIANA STATE

GT LEADS 1-0

DATE	GT	OPP	RESULT
10/10/1987	-	-	h W 38-0

SERIES
Home: 1-0, Away: 0-0, Neutral: 0-0

IOWA

IOWA LEADS 1-0

DATE	GT	OPP	RESULT
1/5/2010	9/10	10/11	n ¹ L 14-24

1 - FedEx Orange Bowl (Miami Gardens, Fla.)

SERIES
Home: 0-0, Away: 0-0, Neutral: 0-1

IOWA STATE

GT LEADS 1-0

DATE	GT	OPP	RESULT
12/18/1972	-	-	n ¹ W 31-30

1 - Liberty Bowl (Memphis, Tenn.)

SERIES
Home: 0-0, Away: 0-0, Neutral: 1-0

JACKSONVILLE STATE

GT LEADS 2-0

DATE	GT	OPP	RESULT
8/28/2008 THU	-	-	h W 41-14
9/5/2009	15/15	-	h W 37-17

SERIES
Home: 2-0, Away: 0-0, Neutral: 0-0

KANSAS

GT LEADS 2-1

DATE	GT	OPP	RESULT
1/1/1948	10	12	n ¹ W 20-14
9/11/2010	15/17	-	a L 25-28
9/17/2011	-	-	h W 66-24

1 - Orange Bowl (Miami, Fla.)

SERIES
Home: 1-0, Away: 0-1, Neutral: 1-0

KENTUCKY

GT LEADS 11-7-1

DATE	GT	OPP	RESULT
11/17/1923	-	-	h T 3-3
10/8/1932	-	-	h L 6-12
10/7/1933	-	-	a L 6-7
10/12/1935	-	-	a L 6-25
10/10/1936	-	-	h W 34-0
10/9/1937	-	-	a W 32-0
11/5/1938	-	-	h W 19-18
11/11/1939	-	18	h W 13-6
11/9/1940	-	-	a ¹ L 7-26
11/8/1941	-	-	h W 20-13
11/7/1942	3	-	h W 47-7
10/28/1950	-	4	h L 14-28
10/6/1951	11	17	a W 13-7
10/23/1954	15	-	h L 6-13
9/22/1956	-	-	a W 14-6
9/21/1957	-	-	h W 13-0
9/20/1958	-	-	a L 0-13
9/19/1959	-	-	a W 14-12
9/17/1960	-	-	h W 3-13

1 - Louisville, Ky.

SERIES
Home: 7-3-1, Away: 4-4, Neutral: 0-0

SERIES HISTORY

LSU

GT LEADS 12-7

DATE	GT	OPP	RESULT
10/23/1915	-	a ¹ W	36-7
11/8/1924	-	h W	28-7
11/12/1927	-	h W	23-0
11/6/1943	-	20 h W	42-7
11/18/1944	9	- a W	14-6
11/17/1945	-	h L	7-9
10/19/1946	-	12 a W	26-7
10/14/1950	-	a W	13-0
10/13/1951	8	- h W	25-7
10/9/1954	-	h W	30-20
10/8/1955	4	- a W	7-0
10/13/1956	3	- h W	39-7
10/12/1957	17	- a L	13-20
10/8/1960	-	h W	6-2
10/7/1961	3	- a L	0-10
10/6/1962	5	- h L	7-10
10/5/1963	7	- a L	6-7
12/29/2000	15/17	- n ² L	14-28
12/31/2008	14/15	- n ² L	3-38

1 - New Orleans, La.
2 - Chick-fil-A Peach Bowl (Atlanta, Ga.)

SERIES

Home: 7-2, Away: 5-3, Neutral: 0-2

MARYLAND

GT LEADS 15-6

DATE	GT	OPP	RESULT
10/8/1988	-	a L	8-13
10/7/1989	-	h W	28-24
10/6/1990	23/18	- a W	31-3
10/12/1991	-	h W	34-10
10/10/1992	17/17	- a W	28-26
10/9/1993	-	h W	38-0
10/22/1994	-	a L	27-42
9/28/1995 (TH)	-	16/17 h W	31-3
11/14/1996 (TH)	-	a L	10-13
11/22/1997	-	h W	37-18
10/31/1998	23/24	- a ¹ W	31-14
9/30/1999 (TH)	10/12	- h W	49-31
11/18/2000	20/22	- a W	35-22
10/11/2001 (TH)	15/15	22/20 h LOT	17-20
10/17/2002 (TH)	-	a L	10-34
10/23/2003 (TH)	-	h W	7-3
10/9/2004	-	23/23 a W	20-7
10/7/2006	18/20	- h W	27-23
10/6/2007	-	a L	26-28
10/8/2011	13/13	- h W	21-16
11/3/2012	-	a W	33-13

SERIES

Home: 9-1, Away: 6-5, Neutral: 0-0

MARYVILLE

SERIES TIED 0-0-1

DATE	GT	OPP	RESULT
11/29/1906	-	h T	6-6

SERIES

Home: 0-0-1, Away: 0-0, Neutral: 0-0

MEMPHIS

GT LEADS 2-1

DATE	GT	OPP	RESULT
9/27/1980	-	h W	17-8
9/26/1981	-	h L	15-28
9/25/1982	-	a W	24-20

SERIES

Home: 2-0, Away: 1-0, Neutral: 0-1

MERCER

GT LEADS 13-1-1

DATE	GT	OPP	RESULT
11/5/1892	-	a L	6-12
11/11/1893	-	h W	10-6
10/31/1896	-	a W	6-4
11/21/1896	-	h T	12-12
11/19/1908	-	a W	16-6
11/13/1909	-	h W	35-0
10/15/1910	-	h W	46-0
10/21/1911	-	h W	17-0
10/26/1912	-	a W	16-6
10/9/1913	-	h W	33-0
10/18/1913	-	h W	105-0
10/10/1914	-	h W	105-0
10/2/1915	-	h W	52-0
9/30/1916	-	h W	61-0
10/2/1937	-	h W	28-0
10/1/1938	-	h W	19-0

SERIES

Home: 10-0-1, Away: 3-1, Neutral: 0-0

MIAMI

GT LEADS 11-9

DATE	GT	OPP	RESULT
9/17/1955	-	h W	14-6
9/26/1964	-	h W	20-0
11/10/1967	-	a L	7-49
9/27/1968	-	15 h L	7-10
9/26/1970	19	- h W	31-21
9/20/1975	-	h W	38-23
9/17/1977	-	h W	10-6
10/14/1978	-	h W	24-19
1/1/2000	17/15	23/23 n ¹ L	13-28
10/2/2004	-	4/4 h L	3-27
11/19/2005	-	3/3 a W	14-10
10/28/2006	21/21	- h W	30-23
10/13/2007	-	a W	17-14
11/20/2008	-	23/- h W	41-23
9/17/2009 (TH)	14/13	22/20 a L	17-33
11/13/2010	-	h L	10-35
10/22/2011	20/19	- a L	7-24
9/22/2012	-	h LOT	36-42
10/5/2013	-	14/14 a L	30-45
10/4/2014	-	h W	28-17

1 - Toyota Gator Bowl (Jacksonville, Fla.)

SERIES

Home: 9-4, Away: 2-4, Neutral: 0-1

SERIES NOTES

Georgia Tech snapped a five-game losing streak against the Hurricanes with its 28-17 win in 2014 ... Miami leads the series 11-9 ... Georgia Tech is 2-4 at Miami, including an 0-3 mark against the Canes at Sun Life Stadium ... It'll be Tech's first trip to Sun Life Stadium since its 49-34 win in the 2014 Capital One Orange Bowl over Mississippi State ... Sun Life will have a different look from Tech's last trip as the stadium is undergoing major renovations ... Paul Johnson is 2-5 all-time vs. Miami.

MICHIGAN

MICHIGAN LEADS 1-0

DATE	GT	OPP	RESULT
10/20/1934	-	a L	2-9

SERIES

Home: 0-0, Away: 0-1, Neutral: 0-0

MICHIGAN STATE

GT LEADS 3-0

DATE	GT	OPP	RESULT
9/18/1971	-	h W	10-0
9/23/1972	-	18 a W	21-16
12/31/1985	-	n ¹ W	17-14

1 - All-American Bowl (Birmingham, Ala.)

SERIES

Home: 1-0, Away: 1-0, Neutral: 1-0

MIDDLE TENNESSEE

GT LEADS 2-1

DATE	GT	OPP	RESULT
10/16/2010	-	h W	42-14
9/10/2011	-	a W	49-21
9/29/2012	-	h L	28-49

SERIES

Home: 1-1, Away: 1-0, Neutral: 0-0

MISSISSIPPI

SERIES TIED 2-2

DATE	GT	OPP	RESULT
10/12/1946	-	h W	24-7
1/1/1953	2	7 n ¹ W	24-7
12/30/1971	-	17 n ² L	18-41
12/30/2013	-	n ³ L	17-25

1 - Sugar Bowl (New Orleans, La.)
2 - Peach Bowl (Atlanta, Ga.)
3 - Music City Bowl (Nashville, Tenn.)

SERIES

Home: 1-0, Away: 0-0, Neutral: 1-2

MISSISSIPPI STATE

GT LEADS 5-0

DATE	GT	OPP	RESULT
10/17/1908	-	h W	23-0
10/5/1929	-	h W	27-13
9/20/2008	-	h W	38-7
10/3/2009	25/-	- a W	42-31
12/31/2014	11	7 n ¹ W	49-34

1 - Capital One Orange Bowl (Miami Gardens, Fla.)

SERIES

Home: 3-0, Away: 1-0, Neutral: 1-0

MISSOURI

SERIES TIED 1-1

DATE	GT	OPP	RESULT
1/1/1940	16	6 n ¹ W	21-7
12/22/1962	-	n ² L	10-14

1 - Orange Bowl (Miami, Fla.)
2 - Bluebonnet Bowl (Houston, Texas)

SERIES

Home: 0-0, Away: 0-0, Neutral: 1-1

NAVY

GT LEADS 16-9

DATE	GT	OPP	RESULT
10/21/1922	-	a L	0-13
10/24/1942	6	- a W	21-0
10/23/1943	-	3 n ¹ L	14-28
10/21/1944	8	9 h W	17-15
10/20/1945	-	2 n ¹ L	6-20
11/9/1946	8	- h W	28-20
11/8/1947	6	- n ¹ W	16-14
10/9/1964	-	n ² W	17-0
10/23/1965	-	h W	37-16
11/9/1968	-	h L	15-35

DATE	GT	OPP	RESULT
11/7/1970	-	h W	30-8
11/6/1971	-	h W	34-21
11/18/1972	-	h W	30-7
11/17/1973	-	n ² W	26-22
11/16/1974	-	h W	22-0
11/15/1975	-	h W	14-13
11/13/1976	-	a L	28-34
11/12/1977	-	a L	16-20
11/17/1979	-	h W	24-14
11/15/1980	-	h L	8-19
11/14/1981	-	h L	14-20
11/23/1996	-	h L	26-36
9/4/1999	10/11	- a W	49-14
9/16/2000	-	h W	40-13
9/8/2001	10/13	- a W	70-7

n1 - Baltimore, Md.
n2 - Jacksonville, Fla.

SERIES

Home: 10-4, Away: 3-3, Neutral: 3-2

NEBRASKA

GT LEADS 1-0

DATE	GT	OPP	RESULT
1/1/1991	2/2	19/13 n ¹ W	45-21

1 - Florida Citrus Bowl (Orlando, Fla.)

SERIES

Home: 0-0, Away: 0-0, Neutral: 1-0

NEW MEXICO STATE

GT LEADS 1-0

DATE	GT	OPP	RESULT
9/12/1998	-	h W	42-7

SERIES

Home: 1-0, Away: 0-0, Neutral: 0-0

NORTH CAROLINA

GT LEADS 28-19-3

DATE	GT	OPP	RESULT
10/30/1915	-	h W	23-3
10/21/1916	-	h W	10-6
10/22/1927	-	h W	13-0
10/27/1928	-	a W	20-7
10/12/1929	-	h L	7-18
11/1/1930	-	a T	6-6
11/7/1931	-	a T	19-19
10/22/1932	-	a W	43-14
10/28/1933	-	a W	10-6
11/3/1934	-	h L	0-26
10/26/1935	-	a L	0-19
9/25/1943	-	h W	20-7
10/7/1944	-	h W	28-0
9/29/1945	-	a W	20-14
10/12/1974	-	h W	29-28
10/4/1980	-	10 a L	0-33
10/3/1981	-	6 h L	7-28
10/2/1982	-	12 a L	0-41
10/1/1983	-	5 h L	21-38
11/10/1984	-	a L	17-24
10/5/1985	-	h W	31-0
10/4/1986	-	a L	20-21
9/19/1987	-	h L	23-30
10/22/1988	-	a L	17-20
10/21/1989	-	h W	17-14
10/20/1990	11/11	- a T	13-13
10/26/1991	-	h W	35-14
10/24/1992	19/19	- a L	14-26
10/16/1993	-	14/13 h L	3-41
10/8/1994	-	14/14 a L	24-31
10/14/1995	-	h W	27-25
10/21/1996	-	11/13 a L	0-16
10/30/1997 (TH)	-	5/5 h L	13-16
9/26/1998	-	a W	43-21
10/9/1999	7/8	- h WOT	31-24

HISTORY

SERIES HISTORY

DATE	GT	OPP	RESULT
9/30/2000	-	-	a W 42-28
11/1/2001 (TH)	23/21	22/-	h W 28-21
9/28-2002	-	-	a W 21-13
11/15-2003	-	-	h W 41-24
9/18-2004	-	-	a L 13-34
9/10-2005	17/21	-	h W 27-21
11/11-2006	19/18	-	a W 7-0
11/17-2007	-	-	h W 27-25
11/8-2008	22/20	19/19	a L 7-28
9/26-2009	-	22/18	h W 24-7
9/18-2010	-	-	a W 30-24
9/24-2011	25/24	-/25	h W 35-28
11/10-2012	-	-	a W 68-50
9/21-2013	-	-	h W 28-20
10/18/2014	-	-	a L 43-48

SERIES
Home: 18-7, Away: 1-0, Neutral: 0-1

SERIES NOTES
Georgia Tech leads the all-time series 28-19-3, including an 18-7 mark at home ... Jackets have won eight straight at home against the Tar Heels ... Tech posted a 28-20 come-from-behind win at home over UNC in 2013 ... Tech and UNC played the highest-scoring ACC game in history in 2013 (Jackets won 68-50 in Chapel Hill) ... North Carolina native Paul Johnson is 5-2 all-time vs. the Tar Heels.

NC STATE

DATE	GT	OPP	RESULT
11/10/1918	-	-	h W 128-0
11/18/1922	-	-	h W 17-0
10/8/1983	-	-	a W 20-10
10/6/1984	12	-	h L 22-27
9/14/1985	-	-	a W 28-18
10/11/1986	-	-	h W 59-21
10/3/1987	-	-	a L 0-17
10/1/1988	-	-/25	h L 6-14
9/9/1989	-	-	a L 28-38
9/8/1990	-	-	h W 21-13
10/5/1991	21/23	19/18	a L 21-28
10/3/1992	23/23	21/18	h W 16-13
10/23/1993	-	-	a L 23-28
10/1/1994	-	22/20	a L 13-21
11/11/1995	-	-	h W 27-19
9/7/1996	-	-	a W 28-16
10/11/1997	25/-	-	h W 27-17
10/10/1998	-	23/23	a W 47-24
10/30/1999	7/7	-	h W 48-21
9/21/2000 (TH)	-	-	a Lot 23-30
10/20/2001	23/25	-	h W 27-17
11/2/2002	-	8/10	a W 24-17
10/4/2003	-	-	h W 29-21
11/6/2004	-	-	a W 24-14
10/6/2005 (TH)	24/23	-	h L 14-17
11/4/2006	20/20	-	a W 31-23
9/25/2010	-	-	h L 28-45
10/1/2011	21/21	-	a W 45-35
10/18/2014	-	-	a W 56-28

SERIES
Home: 10-4, Away: 8-6, Neutral: 0-0

NOTRE DAME

DATE	GT	OPP	RESULT
10/28/1922	-	-	h L 3-13
11/27/1923	-	-	a L 7-35
11/1/1924	-	-	a L 3-34
10/31/1925	-	-	h L 0-13
10/30/1926	-	-	a L 0-12
10/29/1927	-	-	a L 7-26
10/20/1928	-	-	h W 13-0
11/2/1929	-	-	h L 6-26
10/8/1938	-	-	a L 6-14

DATE	GT	OPP	RESULT
10/7/1939	-	-	a L 14-17
10/12/1940	-	-	a L 20-26
10/11/1941	-	-	h L 0-20
10/3/1942	-	-	a W 13-6
10/2/1943	-	-	a L 13-55
11/25/1944	10	18	h L 0-21
10/6/1945	-	-	h L 7-40
10/24/1953	4	1	a L 14-27
11/7/1959	19	-	a W 14-10
11/18/1967	-	9	h L 3-36
11/16/1968	-	9	a L 6-34
11/15/1969	-	9	h L 20-38
11/14/1970	-	1	a L 7-10
9/9/1974	-	2	h L 7-31
11/8/1975	-	12	a L 3-24
11/6/1976	-	11	h W 23-14
11/5/1977	-	5	a L 14-69
11/18/1978	20	10	h L 21-38
10/6/1979	-	10	a L 13-21
11/8/1980	-	1	h T 3-3
11/7/1981	-	-	a L 3-35
9/6/1997	-	11/13	h L 13-17
1/1/1999	12/12	17/18	n ¹ W 35-28
9/2/2006	-	2/3	h L 10-14
9/1/2007	-	-	a W 33-3

SERIES
Home: 2-11-1, Away: 10-12-3, Neutral: 0-0

SERIES NOTES
Georgia Tech and Notre Dame will meet for the first time since 2007, a 33-3 Tech win in South Bend ... Notre Dame leads the series 27-6-1 ... Three of Tech's six wins have come at Notre Dame Stadium (1942, 1959, 2007) ... Georgia Tech has won two of last three meetings, including a win in the 1999 Gator Bowl (35-28) ... This will be the first of four meetings over the next 10 years between the schools ... Notre Dame will make the return trip to Atlanta in 2019 and 2024 ... Georgia Tech will return to South Bend in 2021 ... Paul Johnson is 1-5 all-time vs. Notre Dame (all six while at Navy).

PENN

DATE	GT	OPP	RESULT
10/6/1917	-	-	h W 41-0
11/15/1930	-	-	a L 7-34
11/14/1931	-	-	a L 12-13

SERIES
Home: 1-0, Away: 0-2, Neutral: 0-0

PENN STATE

DATE	GT	OPP	RESULT
10/29/1921	-	-	n ¹ L 7-28
11/10/1923	-	-	a L 0-7
10/18/1924	-	-	h W 15-13
10/10/1925	-	-	n ² W 16-7
12/30/1961	13	17	n ³ L 15-30
11/12/1966	5	-	h W 21-0
8/28/1991	8/6	7/8	n ⁴ L 22-34

SERIES
Home: 2-0, Away: 0-1, Neutral: 1-3

PITTSBURGH

DATE	GT	OPP	RESULT
11/23/1918	-	-	a L 0-32
10/25/1919	-	-	a L 6-16
10/23/1920	-	-	a L 3-10
1/2/1956	7	11	n ¹ W 7-0
12/29/1956	4	13	n ² W 21-14
9/21/1974	-	15	h L 17-27
9/18/1976	-	3	h L 14-42
11/2/2013	-	-	h W 21-10
10/25/2014	-	-	a W 56-28

n¹ - Sugar Bowl (New Orleans, La.)
n² - Gator Bowl (Jacksonville, Fla.)

SERIES
Home: 1-2, Away: 1-3, Neutral: 2-0

SERIES NOTES
Georgia Tech and Pitt will meet for just the 10th time and third as ACC rivals ... Pitt leads the series 5-4, but the Jackets have won the last two meetings (21-10 in 2013, 56-28 in 2014) ... Pitt is 2-1 at Georgia Tech ... In last year's meeting, Georgia Tech tied an NCAA FBS record with six fumble recoveries ... It was Tech's first trip to Pittsburgh since 1920 and its first win in the Steel City ... Tech also beat Pitt in the 1956 Sugar Bowl (1955 season) and 1956 Gator Bowl ... Paul Johnson is 3-0 all-time vs. Pitt.

PRESBYTERIAN

DATE	GT	OPP	RESULT
9/28/1935	-	-	h W 33-0
9/26/1936	-	-	h W 55-0
9/24/1937	-	-	h W 59-0
9/8/2012	-	-	h W 59-3

SERIES
Home: 4-0, Away: 0-0, Neutral: 0-0

PURDUE

DATE	GT	OPP	RESULT
12/25/1978	-	7	n ¹ L 21-41

n¹ - Peach Bowl

SERIES
Home: 0-0, Away: 0-0, Neutral: 0-1

RICE

DATE	GT	OPP	RESULT
9/24/1960	13	-	a W 16-13
9/30/1961	-	-	h W 24-0
9/30/1972	-	-	h T 36-36

SERIES
Home: 1-0-1, Away: 1-0, Neutral: 0-0

RUTGERS

DATE	GT	OPP	RESULT
10/22/1921	-	-	h W 48-14

SERIES
Home: 1-0, Away: 0-0, Neutral: 0-0

SAMFORD

DATE	GT	OPP	RESULT
10/31/1903*	-	-	a W 37-0
10/11/1911*	-	-	a W 28-0
10/14/1939*	-	-	h W 35-0
10/5/1940*	-	-	h W 27-0
10/13/1945*	-	-	h W 43-0
9/4/2004	-	-	h W 28-7
9/9/2006	-	-	h W 38-6
9/8/2007	-	-	h W 69-14

* Known as Howard

SERIES
Home: 6-0, Away: 2-0, Neutral: 0-0

SEWANEE

DATE	GT	OPP	RESULT
10/23/1899	-	-	h L 0-30
10/29/1900	-	-	h L 0-34
11/11/1905	-	-	h T 18-18
10/29/1906	-	-	h L 0-16
11/9/1907	-	-	h L 0-18
11/14/1908	-	-	h L 0-6
10/23/1909	-	-	h L 0-15
11/11/1911	-	-	h W 23-0
11/9/1912	-	-	h L 0-7
11/1/1913	-	-	h W 33-0
10/31/1914	-	-	h W 20-0
10/5/1935	-	-	h W 32-0
10/3/1936	-	-	h W 58-0

SERIES
Home: 5-7-1, Away: 0-0, Neutral: 0-0

USC

DATE	GT	OPP	RESULT
9/22/1961	-	9	a W 27-7
10/25/1969	-	7	a L 18-29
9/22/1973	-	1	h L 6-23
12/31/2012	-	-	n ¹ W 21-7

n¹ - El Paso, Texas (Hyundai Sun Bowl)

SERIES
Home: 0-1, Away: 1-1, Neutral: 1-0

SOUTH CAROLINA

DATE	GT	OPP	RESULT
9/9/1901	-	-	h W 13-0
11/26/1903	-	-	h L 0-16
10/16/1909	-	-	h W 59-0
10/3/1914	-	-	h W 20-0
10/4/1930	-	-	h W 45-0
10/3/1931	-	-	h W 25-13
11/19/1949	-	-	a L 13-3
9/30/1950	-	-	h L 0-7
9/12/1970	-	17	h W 23-20
9/11/1971	17	-	a L 7-24
9/16/1972	-	-	a L 34-6
9/15/1973	-	-	a L 28-41
9/14/1974	-	-	h W 35-20
9/13/1975	-	-	a L 17-23
9/11/1976	-	-	h L 17-27
9/10/1977	-	-	a L 0-17
10/7/1978	-	-	h W 6-3
10/15/1988	-	8	a L 34-0
9/23/1989	-	-	a L 10-21
9/29/1990	-	25/-	a L 27-6
10/19/1991	-	-	a L 14-23

SERIES
Home: 12-3, Away: 0-6, Neutral: 0-0

HISTORY

SERIES HISTORY

S. CAROLINA STATE

GT LEADS 1-0

DATE	GT	OPP	RESULT
9/4/2010	16/17	- h	W 41-10

SERIES
Home: 1-0, Away: 0-0, Neutral: 0-0

SMU

GT LEADS 8-2-1

DATE	GT	OPP	RESULT
9/23/1950	-	- a	L 13-33
9/22/1951	-	- h	W 21-7
10/4/1952	6	- a	W 20-7
10/3/1953	9	- h	W 6-4
10/2/1954	-	- a	W 10-7
10/1/1955	3	- h	W 20-7
9/29/1956	2	5 a	W 9-7
9/28/1957	3	15 h	T 0-0
10/25/1958	17	- a	L 0-20
9/26/1959	16	6 h	W 16-12
9/20/1969	-	- h	W 24-21

SERIES
Home: 5-0-1, Away: 3-2, Neutral: 0-0

STANFORD

GT LEADS 2-0

DATE	GT	OPP	RESULT
12/25/1991	-	17/17 n ¹	W 18-17
12/27/2001	-	11/11 n ²	W 24-14

1 - Aloha Bowl (Honolulu, Hawaii)
2 - Seattle Bowl (Seattle, Wash.)

SERIES
Home: 0-0, Away: 0-0, Neutral: 2-0

SYRACUSE

GT LEADS 3-0

DATE	GT	OPP	RESULT
8/26/2001	10/13	- n ¹	W 13-7
12/21/2004	-	- n ²	W 51-14
10/19/2013	-	- h	W 56-0

1 - Kickoff Classic (E. Rutherford, N.J.)
2 - Champs Sports Bowl (Orlando, Fla.)

SERIES
Home: 1-0, Away: 0-0, Neutral: 2-0

TENNESSEE

UT LEADS 24-17-2

DATE	GT	OPP	RESULT
11/22/1902	-	- h	L 6-10
11/21/1903	-	- a	L 0-11
10/22/1904	-	- h	W 2-0
11/4/1905	-	- h	W 45-0
10/19/1907	-	- h	W 6-4
10/31/1908	-	- h	L 5-6
10/30/1909	-	- a	W 29-0
10/14/1911	-	- h	W 24-0
9/28/1946	-	- a	L 9-13
9/27/1947	-	- h	W 27-0
11/6/1948	6	- h	L 6-13
11/5/1949	-	14 h	W 30-13
11/6/1954	-	- h	W 28-7
11/5/1955	8	- h	T 7-7
11/10/1956	2	3 h	L 0-6
11/9/1957	18	9 a	L 6-21
10/11/1958	-	- h	W 21-7
10/10/1959	3	8 a	W 14-7
11/5/1960	-	8 h	W 14-7
11/11/1961	9	- a	L 6-10
10/13/1962	11	- h	W 17-0
10/12/1963	-	- a	W 23-7

DATE	GT	OPP	RESULT
11/7/1964	7	- h	L 14-22
11/6/1965	-	- a	L 7-21
10/8/1966	9	8 h	W 6-3
10/14/1967	-	- a	L 13-24
10/12/1968	-	10 h	L 7-24
10/11/1969	-	10 a	L 8-26
10/10/1970	13	20 h	L 6-17
10/9/1971	-	13 a	L 6-10
9/9/1972	-	15 h	L 3-34
10/13/1973	-	8 a	L 14-20
10/9/1976	-	- h	L 7-42
10/8/1977	-	- a	W 24-8
10/13/1979	-	- a	L 0-31
10/11/1980	-	- h	L 10-23
10/10/1981	-	- a	L 7-10
10/23/1982	-	- h	W 31-21
10/22/1983	-	- a	L 3-37
10/27/1984	-	- h	L 21-24
10/26/1985	-	16 a	T 6-6
10/25/1986	-	- h	W 14-13
10/24/1987	-	13 a	L 15-29

SERIES
Home: 13-11-1, Away: 4-13-1, Neutral: 0-0

TEXAS

TEXAS LEADS 1-0

DATE	GT	OPP	RESULT
1/1/1943	5	11 n ¹	L 7-14

n¹ - Cotton Bowl (Dallas, Texas)

SERIES
Home: 0-0, Away: 0-0, Neutral: 0-1

TEXAS A&M

SERIES TIED 1-1

DATE	GT	OPP	RESULT
9/25/1965	-	- h	L 10-14
9/17/1966	-	- h	W 38-3

SERIES
Home: 1-1, Away: 0-0, Neutral: 0-0

TCU

GT LEADS 2-0

DATE	GT	OPP	RESULT
9/30/1967	-	- h	W 24-7
9/21/1968	-	- h	W 17-7

SERIES
Home: 2-0, Away: 0-0, Neutral: 0-0

TEXAS TECH

GT LEADS 2-0

DATE	GT	OPP	RESULT
1/1/1966	-	10 n ¹	W 31-21
12/19/1970	13	19 n ²	W 17-9

n¹ - Gator Bowl (Jacksonville, Fla.)
n² - Sun Bowl (El Paso, Texas)

SERIES
Home: 0-0, Away: 0-0, Neutral: 2-0

TROY

GT LEADS 1-0

DATE	GT	OPP	RESULT
9/16/2006	-	- h	W 35-20

SERIES
Home: 1-0, Away: 0-0, Neutral: 0-0

TULANE

GT LEADS 36-13

DATE	GT	OPP	RESULT
11/4/1916	-	- h	W 45-0
11/10/1917	-	- a	W 48-0
10/9/1926	-	- h	W 9-6
10/8/1927	-	- h	W 13-6
10/13/1928	-	- a	W 12-0
10/26/1929	-	- a	L 14-20
10/25/1930	-	- h	L 0-28
10/24/1931	-	- a	L 0-33
11/5/1932	-	- h	L 14-20
10/21/1933	-	- h	L 0-7
10/27/1934	-	- a	L 12-20
11/13/1943	19	- a	W 33-0
11/11/1944	13	- h	W 34-7
11/10/1945	-	- a	W 41-7
11/16/1946	7	- h	W 35-7
10/4/1947	-	- a	W 20-6
10/2/1948	-	- h	W 13-7
10/1/1949	-	- a	L 0-18
10/11/1952	5	- h	W 14-0
10/10/1953	10	- a	W 27-13
9/18/1954	-	- h	W 28-0
10/27/1956	3	15 h	W 40-0
10/26/1957	-	- a	W 20-13
10/4/1958	-	- h	W 14-0
10/24/1959	9	- a	W 21-13
10/22/1960	-	- h	W 14-6
10/28/1961	9	- a	W 35-0
10/27/1962	-	- h	W 42-12
10/28/1963	-	- a	W 17-3
10/24/1964	-	- h	W 7-6
10/9/1965	-	- a	W 13-10
10/22/1966	6	- h	W 35-17
10/28/1967	-	- a	L 12-23
10/26/1968	-	- h	W 23-19
11/8/1969	-	- a	L 7-14
10/24/1970	-	- h	W 20-6
10/23/1971	-	- a	W 24-16
10/28/1972	-	- h	W 21-7
10/27/1973	-	- a	L 14-23
10/26/1974	-	18 h	W 27-7
10/25/1975	-	- a	W 23-0
10/23/1976	-	- h	W 28-16
10/22/1977	-	- a	W 38-14
9/23/1978	-	- h	W 27-17
10/27/1979	-	- a	L 7-12
10/25/1980	-	- h	L 14-31
10/24/1981	-	- a	L 10-27
10/9/1982	-	- a	W 19-13
9/6/2014	-	- a	W 38-21

SERIES
Home: 20-4, Away: 16-9, Neutral: 0-0

SERIES NOTES
This will be the second game of a four-game series between the former SEC charter members ... Georgia Tech leads the all-time series 36-13 ... In 2014, Tech beat the Green Wave 38-21 in the inaugural game at Tulane's Yulman Stadium ... It will be Tulane's first game at Georgia Tech since Oct. 25, 1980 (Tulane won 31-14) ... Final two games of Tulane series will be 2018 (Atlanta) and 2019 (New Orleans) ... Paul Johnson is 3-2 all-time vs. Tulane.

TULSA

GT LEADS 2-1

DATE	GT	OPP	RESULT
1/1/1944	13	15 n ¹	W 20-18
1/1/1945	13	- n ²	L 12-26
1/4/2004	-	- n ³	W 52-10

n¹ - Sugar Bowl (New Orleans, La.)
n² - Orange Bowl (Miami, Fla.)
n³ - Humanitarian Bowl (Boise, Idaho)

SERIES
Home: 0-0, Away: 0-0, Neutral: 2-1

UCF

GT LEADS 3-0

DATE	GT	OPP	RESULT
10/26/1996	-	- h	W 27-20
9/18/1999	12/13	- h	W 41-10
9/2/2000	-	- h	W 21-17

SERIES
Home: 3-0, Away: 0-0, Neutral: 0-0

UTAH

UTAH LEADS 2-0

DATE	GT	OPP	RESULT
12/29/2005	24/24	- n ¹	L 10-38
12/31/2011	-	- n ²	Lot 27-30

n¹ - Emerald Bowl (San Francisco, Calif.)
n² - Sun Bowl (El Paso, Texas)

SERIES
Home: 0-0, Away: 0-0, Neutral: 0-2

VANDERBILT

GT LEADS 19-15-3

DATE	GT	OPP	RESULT
11/19/1892	-	- h	L 10-20
11/17/1906	-	- h	L 6-37
11/16/1907	-	- h	L 0-54
11/12/1910	-	- h	L 0-23
11/3/1917	-	- h	W 83-0
10/18/1919	-	- h	W 20-0
10/16/1920	-	- a	W 44-0
11/15/1924	-	- h	L 0-3
11/7/1925	-	- h	W 7-0
11/6/1926	-	- h	L 7-13
11/5/1927	-	- a	T 0-0
11/10/1928	-	- h	W 19-7
11/9/1929	-	- h	L 7-23
11/8/1930	-	- h	L 0-6
10/31/1931	-	- h	L 7-49
10/29/1932	-	- a	L 0-12
11/4/1933	-	- a	L 6-9
10/6/1934	-	- h	L 12-27
11/2/1935	-	- h	L 13-14
10/24/1936	-	- a	T 0-0
10/30/1937	-	- h	W 14-0
10/29/1938	-	- a	L 7-13
10/21/1939	-	- h	W 14-6
10/19/1940	-	- h	W 19-0
10/18/1941	-	18 a	L 7-14
9/25/1948	-	- a	W 13-0
9/24/1949	-	- h	W 12-7
10/27/1951	3	- a	W 8-7
10/25/1952	5	- h	W 30-0
10/31/1953	8	- a	W 43-0
9/19/1964	-	- h	W 14-2
9/18/1965	-	- a	T 10-10
9/24/1966	-	- h	W 42-0
9/23/1967	-	- a	W 17-10
8/31/2002	-	- h	W 45-3
9/27/2003	-	- a	W 24-17
10/31/2009	11/11	- a	W 56-31

SERIES
Home: 12-10, Away: 7-5-3, Neutral: 0-0

HISTORY

SERIES HISTORY

VIRGINIA

GT LEADS 19-17-1

DATE	GT	OPP	RESULT
11/13/1965	-	-	h W 42-19
11/5/1966	5	-	h W 14-13
10/5/1974	-	-	h W 28-24
10/2/1976	-	-	h W 35-14
11/6/1982	-	-	h W 38-32
11/3/1983 (TH)	-	-	h W 31-27
10/13/1984	20	-	a T 20-20
9/21/1985	-	-	h L 13-24
9/20/1986	-	-	a W 28-14
11/7/1987	-	-	h L 14-23
9/17/1988	-	-	a L 16-17
9/16/1989	-	-	h L 10-17
11/3/1990	16/14	1/1	a W 41-38
9/19/1991 (TH)	17/19	-	h W 24-21
9/19/1992	22/20	20/19	a L 24-55
9/16/1993 (TH)	-	25/23	h L 14-35
10/15/1994	-	-	h L 7-24
9/16/1995	-	16/17	a L 14-41
10/5/1996	-	12/11	h W 13-7
11/8/1997	-	-	a L 31-35
10/17/1998	25/25	7/6	h W 41-38
11/6/1999	7/7	-	a L 38-45
11/9/2000 (TH)	24/-	-	h W 35-0
11/10/2001	20/17	-	a L 38-39
10/26/2002	-	-	h W 23-15
11/22/2003	-	-	a L 17-29
11/20/2004	-	18/18	h L 10-30
11/12/2005	24/24	-	a L 17-27
9/21/2006 (TH)	-	-	h W 24-7
9/22/2007	-	-	a L 23-28
10/25/2008	21/21	-	h L 17-24
10/24/2009	11/13	-	a W 34-9
10/9/2010	-	-	h W 33-21
10/15/2011	12/12	-	a L 21-24
9/15/2012	-	-	h W 56-20
10/26/2013	-	-	a W 35-25
11/1/2014	-	-	h W 35-10

SERIES

Home: 15-7, Away: 4-10-1, Neutral: 0-0

SERIES NOTES

Georgia Tech leads the all-time series 19-17-1 ... Jackets have won the last three meetings and two of the last three trips to Charlottesville ... One of Tech's all-time greatest victories was a 41-38 win over UVA in Charlottesville in 1990 when the Cavaliers were ranked No. 1 nationally ... The Jackets went on to win a share of the national championship ... Paul Johnson is 5-2 all-time vs. Virginia.

VMI

GT LEADS 14-1

DATE	GT	OPP	RESULT
10/24/1914	-	-	h W 28-7
10/6/1923	-	-	h W 10-7
10/4/1924	-	-	h W 3-0
10/3/1925	-	-	h W 33-0
10/2/1926	-	-	h W 13-0
10/1/1927	-	-	h W 7-0
10/6/1928	-	-	h W 13-0
10/5/1946	-	-	h W 32-6
10/11/1947	4	-	h W 20-0
11/11/1950	-	-	h L 13-14
11/10/1951	8	-	h W 34-7
11/10/1973	-	-	h W 36-7
10/11/1975	-	-	h W 38-10
11/8/1986	-	-	h W 52-6
11/5/1988	-	-	h W 34-7

SERIES

Home: 14-1, Away: 0-0, Neutral: 0-0

VIRGINIA TECH

VT LEADS 8-4

DATE	GT	OPP	RESULT
11/10/1990	7/7	-	h W 6-3
8/27/2000	-	-	Canceled (weather)
10/28/2004 (TH)	-	22/22	h L 20-34
9/24/2005	-	4/4	a L 7-51
9/30/2006	24/-	11/10	a W 38-27
11/1/2007 (TH)	-	11/13	h L 3-27
9/13/2008	-	-	a L 17-20
10/17/2009	19/20	4/4	h W 28-23
11/4/2010 (TH)	-	20/20	a L 21-28
11/10/2011 (TH)	20/19	10/9	h L 26-37
9/3/2012 (M)	nv/rv	16/20	a L (ot) 17-20
9/26/2013 (TH)	nv/rv	-	h L 10-17
9/20/2014	-	-	a W 27-24

SERIES

Home: 2-4, Away: 1-4, Neutral: 0-0

SERIES NOTES

Georgia Tech and Virginia Tech will play on Thursday night for the sixth time and the fifth time at Bobby Dodd Stadium ... The teams met on Thursday night in 2004, 2007, 2010, 2011, and 2013 ... Virginia Tech leads series 8-4 ... Jackets snapped four-game losing streak against Hokies with 27-24 win in 2014 at Blacksburg ... Harrison Butker nailed a 24-yard field goal as time expired ... Paul Johnson is 2-5 all-time vs. Virginia Tech.

WAKE FOREST

GT LEADS 22-8

DATE	GT	OPP	RESULT
9/29/1917	-	-	h W 33-0
10/4/1919	-	-	h W 14-0
9/25/1920	-	-	h W 44-0
9/24/1921	-	-	h W 42-0
11/13/1982	-	-	a W 45-7
11/12/1983	-	-	h W 49-33
11/17/1984	-	-	a W 24-7
11/16/1985	-	-	h W 41-10
11/22/1986	-	-	a L 21-24
11/21/1987	-	-	h L 6-33
11/12/1988	-	-	a L 24-28
11/18/1989	-	-	h W 43-14
11/17/1990	4/5	-	a W 42-7
11/16/1991	-	-	h W 27-3
11/14/1992	-	-	h L 10-23
11/13/1993	-	-	a W 38-28
11/19/1994	-	-	h L 13-20
11/4/1995	-	-	a W 24-23
9/14/1996	-	-	h W 30-10
9/20/1997	-	-	a W 28-26
11/21/1998	21/21	-	h W 63-35
11/20/1999	14/12	-	a L 23-26
10/14/2000	-	-	h W 52-20
11/17/2001	-/23	-	a W 38-33
10/5/2002	-	-	h L 21-24
10/11/2003	-	-	a W 24-7
11/5/2004	-	-	h W 30-17
12/2/2006	23/22	16/16	n ¹ L 6-9
11/7/2009	10/11	-	h Wot 30-27
10/2/2010	-	-	a W 24-20

SERIES

Home: 13-4, Away: 9-3, Neutral: 0-1

WESTERN CAROLINA

GT LEADS 5-0

DATE	GT	OPP	RESULT
10/12/1985	-	-	h W 24-17
11/4/1989	-	-	h W 34-7
9/12/1992	24/24	-	h W 37-19
9/10/1994	-	-	h W 45-26
9/1/2011	-	-	h W 63-21

SERIES

Home: 5-0, Away: 0-0, Neutral: 0-0

WEST VIRGINIA

GT LEADS 2-1

DATE	GT	OPP	RESULT
1/1/1954	8	10	n ¹ W 42-19
12/29/1997	-	-	n ³ W 35-30
1/1/2007	-/25	13/12	n ³ L 35-38

1 - Sugar Bowl (New Orleans, La.)
 2 - Carquest Bowl (Miami Gardens, Fla.)
 3 - Gator Bowl (Jacksonville, Fla.)

SERIES

Home: 0-0, Away: 0-0, Neutral: 2-1

WILLIAM & MARY

GT LEADS 1-0

DATE	GT	OPP	RESULT
9/29/1979	-	-	h W 33-7

SERIES

Home: 1-0, Away: 0-0, Neutral: 0-0

WOFFORD

GT LEADS 2-0

DATE	GT	OPP	RESULT
10/18/1901	-	-	n ¹ W 33-0
8/30/2014	-	-	h W 38-19

1 - Augusta, Ga.

SERIES

Home: 1-0, Away: 0-0, Neutral: 1-0

GEORGIA TECH VS. FBS CONFERENCES

ACC	W	L	T
Boston College	6	2	0
Clemson	51	27	2
Duke	50	31	1
Florida State	9	14	1
Louisville	0	0	0
Miami	11	9	0
North Carolina	28	19	3
NC State	19	10	0
Pittsburgh	4	5	0
Syracuse	3	0	0
Virginia	19	17	1
Virginia Tech	4	8	0
Wake Forest	22	8	0
TOTAL	226	150	8

C-USA	W	L	T
FAU	0	0	0
FIU	0	0	0
Louisiana Tech	0	0	0
Marshall	0	0	0
Middle Tennessee	2	1	0
Old Dominion	0	0	0
North Texas	0	0	0
Rice	2	0	1
Southern Miss	0	0	0
UAB	0	0	0
UTEP	0	0	0
UTSA	0	0	0
Western Kentucky	0	0	0
TOTAL	4	1	1

PAC-12	W	L	T
Arizona	0	2	0
Arizona State	0	0	0
Cal	3	4	0
Colorado	0	0	0
Oregon	0	0	0
Oregon State	0	0	0
Stanford	2	0	0
UCLA	0	0	0
USC	2	2	0
Utah	0	2	0
Washington	0	0	0
Washington State	0	0	0
TOTAL	7	10	0

AMERICAN	W	L	T
Cincinnati	0	0	0
Connecticut	3	0	0
East Carolina	0	0	0
Houston	0	0	0
Memphis	2	1	0
SMU	8	2	1
Temple	0	0	0
Tulane	36	13	0
Tulsa	2	1	0
UCF	3	0	0
USF	0	0	0
TOTAL	54	17	1

INDEPENDENTS	W	L	T
Army	3	1	0
BYU	1	3	0
Navy	16	9	0
Notre Dame	26	40	1
TOTAL	26	40	1

MAC	W	L	T
Akron	0	0	0
Ball State	0	0	0
Bowling Green	0	0	0
Buffalo	0	0	0
Central Michigan	0	0	0
Eastern Michigan	0	0	0
Kent State	0	0	0
Miami (Ohio)	0	0	0
Northern Illinois	0	0	0
Ohio	0	0	0
Toledo	0	0	0
UMass	0	0	0
Western Michigan	0	0	0
TOTAL	0	0	0

SEC	W	L	T
Alabama	21	28	3
Arkansas	1	1	0
Auburn	41	47	4
Florida	24	9	6
Georgia	40	64	5
Kentucky	11	7	1
LSU	12	7	0
Mississippi	2	2	0
Mississippi State	5	0	0
Missouri	1	1	0
South Carolina	12	9	0
Tennessee	17	24	2
Texas A&M	1	1	0
Vanderbilt	19	15	3
TOTAL	207	215	24

BIG TEN	W	L	T
Illinois	0	0	0
Indiana	0	0	0
Iowa	0	1	0
Maryland	15	6	0
Michigan	0	1	0
Michigan State	3	0	0
Minnesota	0	0	0
Nebraska	1	0	0
Northwestern	0	0	0
Ohio State	0	0	0
Penn State	3	4	0
Purdue	0	1	0
Rutgers	1	0	0
Wisconsin	0	0	0
TOTAL	23	13	0

MOUNTAIN WEST	W	L	T
Air Force	3	1	0
Boise State	0	0	0
Colorado State	0	0	0
Fresno State	0	2	0
Hawai'i	0	0	0
Nevada	0	0	0
New Mexico	0	0	0
San Diego State	0	0	0
San Jose State	0	0	0
UNLV	0	0	0
Utah State	0	0	0
Wyoming	0	0	0
TOTAL	3	3	0

SUN BELT	W	L	T
Appalachian State	0	0	0
Arkansas State	0	0	0
Georgia Southern	1	0	0
Georgia State	0	0	0
Idaho	0	0	0
Louisiana-Lafayette	0	0	0
New Mexico State	1	0	0
South Alabama	0	0	0
Texas State	0	0	0
Troy	1	0	0
ULM	0	0	0
TOTAL	3	0	0

BIG 12	W	L	T
Baylor	3	1	0
Iowa State	1	0	0
Kansas	2	1	0
Kansas State	0	0	0
Oklahoma	0	0	0
Oklahoma State	0	0	0
TCU	2	0	0
Texas	0	1	0
Texas Tech	2	0	0
West Virginia	2	1	0
TOTAL	12	4	0

HISTORY

MISCELLANEOUS HISTORY

THANKSGIVING GAMES

(20-12-2)

Nov. 30, 1893	St. Albans	L	0-6
Nov. 30, 1899	at Clemson	L	5-41
Nov. 27, 1902	at Alabama	L	0-26
Nov. 26, 1903	South Carolina	L	0-16
Nov. 30, 1905	Clemson	W	17-12
Nov. 29, 1906	Clemson	L	0-10
Nov. 28, 1907	Clemson	L	5-6
Nov. 26, 1908	Clemson	W	30-6
Nov. 25, 1909	Clemson	W	29-3
Nov. 24, 1910	Clemson	W	34-0
Nov. 30, 1911	Clemson	W	31-0
Nov. 28, 1912	Clemson	W	23-0
Nov. 27, 1913	Clemson	W	34-0
Nov. 26, 1914	Clemson	W	26-6
Nov. 25, 1915	Auburn	W	7-0
Nov. 30, 1916	Auburn	W	33-7
Nov. 22, 1917	Auburn	W	68-7
Nov. 28, 1918	Auburn	W	41-0
Nov. 27, 1919	Auburn	L	7-14
Nov. 25, 1920	Auburn	W	34-0
Nov. 24, 1921	Auburn	W	14-0
Nov. 30, 1922	Auburn	W	14-6
Nov. 29, 1923	Auburn	T	0-0
Nov. 27, 1924	Auburn	W	7-0
Nov. 26, 1925	Auburn	T	7-7
Nov. 25, 1926	Auburn	W	20-7
Nov. 24, 1927	Auburn	W	18-0
Nov. 29, 1928	Auburn	W	51-0
Nov. 28, 1929	Auburn	W	19-6
Nov. 27, 1930	Florida	L	7-55
Nov. 25, 1971	Georgia	L	24-28
Nov. 27, 1975	Georgia	L	26-42
Nov. 25, 1993	Georgia	L	10-43
Nov. 23, 1995	Georgia	L	17-18

CHRISTMAS DAY GAMES

(1-1-0)

Dec. 25, 1978	vs. Purdue	L	21-41
Dec. 25, 1991	vs. Stanford	W	18-17

NEW YEAR'S EVE GAMES

(4-4-0)

Dec. 31, 1965	vs. Texas Tech	W	31-21
Dec. 31, 1985	vs. Michigan State	W	17-14
Dec. 31, 2002	vs. Fresno State	L	21-30
Dec. 31, 2007	vs. Fresno State	L	28-40
Dec. 31, 2008	vs. LSU	L	3-38
Dec. 31, 2011	vs. Utah	LOT	27-30
Dec. 31, 2012	vs. USC	W	21-7
Dec. 31, 2014	vs. Mississippi State	W	49-34

NEW YEAR'S DAY GAMES

(11-4-0)

Jan. 1, 1929	vs. California	W	8-7
Jan. 1, 1940	vs. Missouri	W	21-7
Jan. 1, 1943	vs. Texas	L	7-14
Jan. 1, 1944	vs. Tulsa	W	20-18
Jan. 1, 1945	vs. Tulsa	L	12-26
Jan. 1, 1947	vs. Saint Mary's	W	41-19
Jan. 1, 1948	vs. Kansas	W	20-14
Jan. 1, 1952	vs. Baylor	W	17-14
Jan. 1, 1953	vs. Ole Miss	W	24-7
Jan. 1, 1954	vs. West Virginia	W	42-19
Jan. 1, 1955	vs. Arkansas	W	14-6
Jan. 1, 1991	vs. Nebraska	W	45-21
Jan. 1, 1999	vs. Notre Dame	W	35-28
Jan. 1, 2000	vs. Miami	L	13-28
Jan. 1, 2007	vs. West Virginia	L	35-38

HOMECOMING HISTORY

(50-15-1)

Oct. 29, 1949	Duke	L	14-27	38,000
Oct. 28, 1950	Kentucky	L	14-28	35,000
Nov. 3, 1951	Duke	T	14-14	36,000
Oct. 25, 1952	Vanderbilt	W	30-0	35,373
Nov. 7, 1953	Clemson	W	20-7	35,000
Oct. 23, 1954	Kentucky	L	6-13	34,000
Oct. 29, 1955	Duke	W	27-0	40,000
Oct. 27, 1956	Tulane	W	40-0	40,000
Nov. 2, 1957	Duke	W	13-0	40,000
Nov. 15, 1958	Alabama	L	8-17	44,726
Oct. 31, 1959	Duke	L	7-10	44,174
Oct. 22, 1960	Tulane	W	14-6	43,608
Nov. 4, 1961	Florida	W	20-0	44,940
Oct. 27, 1962	Tulane	W	42-12	46,370
Nov. 2, 1963	Duke	W	30-6	52,266
Oct. 24, 1964	Tulane	W	7-6	45,129
Oct. 30, 1965	Duke	W	35-23	46,981
Nov. 12, 1966	Penn State	W	21-0	50,172
Nov. 4, 1967	Duke	W	19-7	50,103
Oct. 26, 1968	Tulane	W	23-19	47,481
Nov. 1, 1969	Duke	W	20-7	41,113
Nov. 7, 1970	Navy	W	30-8	50,105
Oct. 30, 1971	Duke	W	21-0	49,886
Oct. 28, 1972	Tulane	W	21-7	48,096
Nov. 3, 1973	Duke	W	12-10	47,129
Oct. 12, 1974	North Carolina	W	29-28	38,413
Nov. 1, 1975	Duke	W	21-6	44,116
Nov. 6, 1976	Notre Dame	W	23-14	50,079
Oct. 29, 1977	Duke	L	24-25	47,131
Oct. 28, 1978	Florida	W	17-13	44,866
Nov. 10, 1979	Air Force	W	21-0	30,113
Oct. 25, 1980	Tulane	L	14-31	35,119
Oct. 31, 1981	Duke	L	24-38	30,232
Oct. 30, 1982	Duke	L	21-38	36,562
Nov. 12, 1983	Wake Forest	W	49-33	26,330
Nov. 3, 1984	Duke	W	31-3	36,393
Oct. 12, 1985	Western Carolina	W	24-17	36,111
Nov. 1, 1986	Duke	W	34-6	37,102
Nov. 7, 1987	Virginia	L	14-23	38,111
Oct. 29, 1988	Duke	L	21-31	40,393
Oct. 21, 1989	North Carolina	W	17-14	41,114
Oct. 27, 1990	Duke	W	48-31	44,061
Oct. 26, 1991	North Carolina	W	35-14	45,542
Oct. 31, 1992	Duke	W	20-17	44,129
Nov. 6, 1993	Baylor	W	37-27	42,175
Nov. 19, 1994	Wake Forest	L	13-20	35,706
Oct. 28, 1995	Clemson	L	3-24	45,245
Oct. 26, 1996	UCF	W	27-20	43,610
Oct. 11, 1997	NC State	W	27-17	44,915
Oct. 17, 1998	Virginia	W	41-38	46,018
Oct. 9, 1999	North Carolina	W OT	31-24	46,110
Oct. 14, 2000	Wake Forest	W	52-20	43,829
Oct. 20, 2001	NC State	W	27-17	41,942
Oct. 26, 2002	Virginia	W	23-15	42,727
Oct. 4, 2003	NC State	W	29-21	50,113
Oct. 16, 2004	Duke	W	24-7	46,856
Oct. 29, 2005	Clemson	W	10-9	55,000
Oct. 28, 2006	Miami	W	30-23	55,320
Oct. 20, 2007	Army	W	34-10	50,242
Oct. 25, 2008	Virginia	L	17-24	47,416
Oct. 17, 2009	Virginia Tech	W	28-23	54,405
Oct. 9, 2010	Virginia	W	33-21	48,016
Oct. 29, 2011	Clemson	W	31-17	55,646
Oct. 27, 2012	BYU	L	17-41	50,103
Nov. 2, 2013	Pittsburgh	W	21-10	52,312
Nov. 1, 2014	Virginia	W	35-10	46,657

HOMECOMING RECORDS

Air Force	1	1-0-0
Alabama	1	0-1-0
Army	1	1-0-0
Baylor	1	1-0-0
BYU	1	0-1-0
Clemson	4	3-1-0
Duke	21	14-6-1
Florida	2	2-0-0
Kentucky	2	0-2-0
Miami	1	1-0-0
Navy	1	1-0-0
NC State	3	3-0-0
North Carolina	4	4-0-0
Notre Dame	1	1-0-0
Penn State	1	1-0-0
Pittsburgh	1	1-0-0
Tulane	7	6-1-0
UCF	1	1-0-0
Vanderbilt	1	1-0-0
Virginia	6	4-2-0
Virginia Tech	1	1-0-0
Wake Forest	3	2-1-0
Western Carolina	1	1-0-0
Conference	35	27-8-0
SEC	8	5-3-0
ACC	27	22-5-0
Non-Conference	31	23-7-1

RECORD BY MONTH

October	44	32-12-0
November	22	18-3-1

STREAKS

Longest Win Streak	17 (1960-76)
Longest Losing Streak	3 (1980-82)

HISTORY

MISCELLANEOUS HISTORY

TECH IN FINAL POLLS

YEAR	RECORD	AP	COACHES	
1939	8-2	16	—	
1942	9-2	5	—	
1943	8-3	13	—	
1944	8-3	13	—	
1946	9-2	11	—	
1947	10-1	10	—	
1951	11-0-1	5	5	
1952*	12-0	2	2	
1953	9-2-1	8	9	
1954	8-3	—	13	
1955	9-1-1	7	7	
1956	10-1	4	4	
1961	7-4	13	13	
1962	7-3-1	—	11	
1966	9-2	8	8	
1970	9-3	13	17	
1972	7-4-1	20	—	
1985	9-2-1	19	18	
1990	11-0-1	2	1	
1997	7-5	25	—	
YEAR	RECORD	AP	COACHES	BCS
1998	10-2	9	11	—
1999	8-4	21	20	—
2000	9-3	17	19	—
2001	8-5	24	—	—
2008	9-4	22	22	—
2009	11-3	13	13	9
YEAR	RECORD	AP	COACHES	CFP
2014	11-3	8	7	12

NOTES: * - No. 1 by International News Service; the coaches' poll was released by UPI through 1990, then by USA TODAY beginning in 1991; BCS rankings were released from 1998-2013; College Football Playoff rankings began in 2014.

TECH IN AP TOP 25

Last time ranked in AP Top 25	Jan. 13, 2015
Last time ranked in AP Top 10	Jan. 13, 2015
Weeks ranked in AP poll	303
Weeks ranked in Top 10	146
Weeks ranked in Top 5	58
Highest AP Ranking vs. AP Top 25 all-time	2nd (13 times)
vs. ACC at home	89-163-6
on road	26-44
neutral sites	47-72-4
under Paul Johnson	25-79-2
	17-12
	10-13

TECH VS. AP TOP 25

	ALL	H	A	N	BOWL
Top 25	89-163-6	47-72-4	25-79-2	16-12	16-8
vs. ACC	26-39-0	16-18-0	9-19-0	1-2-0	0-0-0
vs. No. 1	2-9-1	1-1-1	1-8	0-0	0-0
vs. No. 2	0-10-1	0-5-1	0-4	0-1	0-0
vs. No. 3	1-10	0-5	1-5	0-0	0-0
vs. No. 4	3-9	2-5	1-4	0-0	0-0
vs. No. 5	3-11	1-7	2-4	0-0	0-0
vs. No. 6	5-5	3-4	1-1	1-0	1-0
vs. No. 7	3-10	2-3	0-5	1-2	1-1
vs. No. 8	6-9	3-4	2-5	0-0	1-0
vs. No. 9	4-10	3-3	0-6	1-1	1-1
vs. No. 10	4-10	0-4	1-5	3-1	3-1
vs. No. 11	4-6	1-2	1-3	2-1	2-1
vs. No. 12	5-6	2-2	2-4	1-0	1-0
vs. No. 13	5-7	2-2	2-3	1-2	1-1
vs. No. 14	2-10	1-5	1-5	0-0	0-0
vs. No. 15	4-6-2	3-5-1	0-1-1	1-0	1-0
vs. No. 16	5-5-2	4-0-1	1-4-1	0-1	0-0
vs. No. 17	8-5	5-2	1-1	2-2	2-2
vs. No. 18	6-6	4-3	2-3	0-0	0-0
vs. No. 19	7-3	2-1	3-2	2-0	2-0
vs. No. 20	4-7	3-4	1-3	0-0	0-0
vs. No. 21	1-1	1-1	0-0	0-0	0-0
vs. No. 22	2-4	2-2	0-2	0-0	0-0
vs. No. 23	3-1	1-0	2-0	0-1	0-1
vs. No. 24	0-0	0-0	0-0	0-0	0-0
vs. No. 25	2-3	1-2	0-1	1-0	0-0

GEORGIA TECH VS. NO. 1

DATE	OPPONENT	W/L	SCORE
Oct. 24, 1953	at Notre Dame		14-27
Nov. 17, 1962	Alabama	W	7-6
Nov. 14, 1970	Notre Dame	L	7-10
Sept. 22, 1973	USC	L	6-23
Nov. 8, 1980	Notre Dame	T	3-3
Nov. 29, 1980	at Georgia	L	20-38
Nov. 27, 1982	at Georgia	L	18-38
Nov. 3, 1990	at Virginia	W	41-38
Oct. 2, 1993	at Florida State	L	0-51
Oct. 21, 1995	at Florida State	L	10-42
Nov. 11, 1999	at Florida State	L	35-41

GEORGIA TECH VS. TOP 10

DATE	OPPONENT	W/L	SCORE
Nov. 14, 1936	4 Alabama	L	16-20
Nov. 13, 1937	at 3 Alabama	L	0-7
Jan. 1, 1940	vs. 6 Missouri	W	21-7
Nov. 1, 1941	4 Duke	L	0-14
Nov. 15, 1941	at 9 Alabama	L	0-20
Nov. 14, 1942	5 Alabama	W	7-0
Nov. 28, 1942	at 5 Georgia	L	0-34
Oct. 23, 1943	at 3 Navy	L	14-28
Oct. 30, 1943	8 Duke	L	7-14
Oct. 21, 1944	9 Navy	W	17-15
Oct. 20, 1945	at 2 Navy	L	6-20
Nov. 30, 1946	at 3 Georgia	L	7-35
Nov. 1, 1947	9 Duke	W	7-0
Oct. 28, 1950	4 Kentucky	L	14-28
Jan. 1, 1952	vs. 9 Baylor	W	17-14
Nov. 1, 1952	at 6 Duke	W	28-7
Jan. 1, 1953	vs. 7 Ole Miss	W	24-7
Oct. 24, 1953	at 1 Notre Dame	L	14-27
Jan. 1, 1954	vs. 10 West Virginia	W	42-19
Jan. 1, 1955	vs. 10 Arkansas	W	14-6
Sept. 29, 1956	at 5 SMU	W	9-7
Nov. 10, 1956	3 Tennessee	L	0-6
Oct. 19, 1957	9 Auburn	L	0-3
Nov. 2, 1957	7 Duke	W	13-0
Nov. 9, 1957	at 9 Tennessee	L	6-21
Oct. 18, 1958	2 Auburn	T	7-7
Sept. 26, 1959	6 SMU	W	16-12
Oct. 3, 1959	6 Clemson	W	16-6
Oct. 10, 1959	at 8 Tennessee	W	14-7
Nov. 5, 1960	8 Tennessee	W	14-7
Sept. 22, 1961	at 9 USC	W	27-7
Nov. 17, 1962	1 Alabama	W	7-6
Nov. 16, 1963	at 7 Alabama	L	11-27
Nov. 14, 1964	2 Alabama	L	7-24
Jan. 1, 1966	vs. 10 Texas Tech	W	31-21
Oct. 8, 1966	8 Tennessee	W	6-3
Nov. 26, 1966	at 7 Georgia	L	14-23
Nov. 18, 1967	9 Notre Dame	L	3-36
Oct. 12, 1968	10 Tennessee	L	7-24
Nov. 16, 1968	at 9 Notre Dame	L	6-34
Nov. 30, 1968	at 4 Georgia	L	8-47
Oct. 1, 1969	at 10 Tennessee	L	8-26
Oct. 25, 1969	at 7 USC	L	18-29
Nov. 15, 1969	9 Notre Dame	L	20-38
Oct. 17, 1970	at 8 Auburn	L	7-31
Nov. 14, 1970	at 1 Notre Dame	L	7-10
Oct. 16, 1971	5 Auburn	L	14-31
Nov. 25, 1971	7 Georgia	L	24-28
Sept. 22, 1973	1 USC	L	6-23
Oct. 13, 1973	at 8 Tennessee	L	14-20
Sept. 9, 1974	2 Notre Dame	L	7-31
Oct. 19, 1974	at 5 Auburn	L	22-31
Sept. 18, 1976	3 Pittsburgh	L	14-42
Nov. 27, 1976	at 4 Georgia	L	10-13
Nov. 5, 1977	at 5 Notre Dame	L	14-69
Nov. 18, 1978	10 Notre Dame	L	21-38
Dec. 25, 1978	vs. 7 Purdue	L	21-41
Sept. 8, 1979	2 Alabama	L	6-30
Oct. 6, 1979	at 10 Notre Dame	L	13-21
Sept. 6, 1980	at 2 Alabama	L	3-26
Oct. 4, 1980	at 10 North Carolina	L	0-33
Nov. 8, 1980	1 Notre Dame	T	3-3
Nov. 29, 1980	at 1 Georgia	L	20-38

DATE	OPPONENT	W/L	SCORE
Sept. 12, 1981	at 4 Alabama	W	24-21
Oct. 3, 1981	6 North Carolina	L	7-28
Nov. 28, 1981	3 Georgia	L	7-44
Sept. 11, 1982	4 Alabama	L	7-45
Nov. 27, 1982	at 1 Georgia	L	18-38
Oct. 1, 1983	5 North Carolina	L	21-38
Oct. 15, 1983	5 Auburn	L	13-31
Nov. 26, 1983	1 Georgia	L	24-27
Oct. 19, 1985	8 Auburn	L	14-17
Oct. 18, 1986	at 7 Auburn	L	10-31
Sept. 26, 1987	at 9 Clemson	L	12-33
Oct. 17, 1987	5 Auburn	L	10-20
Oct. 15, 1988	8 South Carolina	W	34-0
Nov. 3, 1990	at 1/1 Virginia	W	41-38
Sept. 28, 1991	at 7/5 Clemson	L	7-9
Oct. 17, 1992	6/6 Florida State	L	24-29
Nov. 28, 1992	at 9/10 Georgia	L	17-31
Oct. 2, 1993	at 1/1 Florida State	L	0-51
Nov. 5, 1994	8/6 Florida State	L	10-41
Oct. 21, 1995	1/1 Florida State	L	10-42
Nov. 2, 1996	3/2 Florida State	L	3-49
Oct. 18, 1997	at 3/3 Florida State	L	0-38
Oct. 30, 1997	13/16 North Carolina	L	13-16
Oct. 17, 1998	7/6 Virginia	W	41-38
Oct. 24, 1998	6/6 Florida State	L	7-34
Sept. 11, 1999	at 1/1 Florida State	L	35-41
Sept. 9, 2000	2/2 Florida State	L	21-26
Oct. 28, 2000	at 5/4 Clemson	W	31-28
Nov. 2, 2002	at 10/8 NC State	W	24-17
Nov. 30, 2002	at 5/5 Georgia	L	7-51
Sept. 13, 2003	at 10/11 Florida State	L	13-14
Nov. 29, 2003	5/5 Georgia	L	17-34
Oct. 2, 2004	4/4 Miami	L	7-24
Nov. 27, 2004	at 8/7 Georgia	L	13-19
Sept. 24, 2005	at 4/4 Virginia Tech	L	7-51
Nov. 19, 2005	at 3/3 Miami	W	14-10
Sept. 2, 2006	2/3 Notre Dame	L	10-14
Sept. 30, 2006	at 11/10 Virginia Tech	W	38-27
Nov. 24, 2007	6/7 Georgia	L	17-31
Oct. 17, 2009	4/4 Virginia Tech	W	28-23
Oct. 29, 2011	6/6 Clemson	L	17-31
Nov. 10, 2011	10/9 Virginia Tech	L	26-37
Nov. 24, 2012	at 3/3 Georgia	L	10-42
Nov. 14, 2013	at 8/6 Clemson	L	31-55
Nov. 29, 2014	at 9 Georgia	WOT	30-24
Dec. 6, 2014	vs. 4 Florida State	L	35-37
Dec. 31, 2014	vs. 7 Mississippi State	W	49-34

Last win vs. Top 10 team	Dec. 31, 2014
Last home win vs. Top 10 team	Oct. 17, 2009
Last road win vs. Top 10 team	Nov. 29, 2014
Last bowl win vs. Top 10 team	Dec. 31, 2014
Last ACC win vs. Top 10 team	Oct. 17, 2009
Longest win streak vs. Top 10	6 (1959-1962)
Longest losing streak vs. Top 10	25 (1966-1980)
Most Common Top 10 Opponent	Georgia, 16

HISTORY

NATIONAL POLLS

1939		1942		1943		1944		1946		1947		1948		1951	
	AP		AP		AP		AP		AP		AP		AP		AP
Nov. 20	19	Oct. 12	6	Nov. 8	19	Oct. 9	10	Oct. 28	16	Oct. 6	4	Oct. 4	6	Oct. 1	11
Dec. 4	13	Oct. 19	6	Nov. 15	15	Oct. 16	8	Nov. 4	8	Oct. 13	5	Oct. 11	7	Oct. 8	8
Dec. 11	16	Oct. 26	5	Nov. 22	14	Oct. 23	5	Nov. 11	7	Oct. 20	7	Oct. 18	6	Oct. 15	5
		Nov. 2	3	Nov. 29	13	Oct. 30	5	Nov. 18	6	Oct. 27	6	Oct. 25	6	Oct. 22	3
		Nov. 9	2			Nov. 6	13	Nov. 25	7	Nov. 3	6	Nov. 1	6	Oct. 29	5
		Nov. 16	2			Nov. 13	9	Dec. 2	11	Nov. 10	6	Nov. 8	11	Oct. 7	17
		Nov. 23	2			Nov. 20	10			Nov. 17	10	Nov. 15	20	Nov. 4	18
		Nov. 30	5			Dec. 4	13			Nov. 24	9			Nov. 1	6
										Dec. 1	10			Nov. 8	11
														Nov. 15	20

1952		1953		1954		1955		1956		1957		1958	
	AP		AP		AP		AP		AP		AP		AP
Preseason	3	Preseason	3	Preseason	7	Preseason	10	Preseason	4	Preseason	11	Preseason	11
Sept. 29	6	Sept. 28	9	Sept. 20	5	Sept. 19	2	Sept. 24	2	Sept. 23	3	Sept. 23	3
Oct. 6	5	Oct. 5	10	Oct. 11	19	Oct. 3	4	Oct. 1	3	Sept. 30	14	Sept. 30	14
Oct. 13	4	Oct. 12	6	Oct. 18	15	Oct. 10	5	Oct. 8	3	Oct. 7	17	Oct. 7	17
Oct. 20	5	Oct. 19	4			Oct. 17	13	Oct. 15	3	Oct. 7	17	Nov. 4	18
Oct. 27	4	Oct. 26	8			Oct. 24	12	Oct. 22	3	Oct. 22	3		
Nov. 3	3	Nov. 2	6			Oct. 31	8	Oct. 29	2	Oct. 29	2		
Nov. 10	2	Nov. 9	5			Nov. 7	11	Nov. 5	2	Nov. 5	2		
Nov. 17	2	Nov. 16	12			Nov. 14	10	Nov. 12	4	Nov. 12	4		
Nov. 24	3	Nov. 23	10			Nov. 21	9	Nov. 19	5	Nov. 19	5		
Dec. 1	2	Nov. 30	8			Nov. 28	7	Nov. 26	4	Nov. 26	4		
								Dec. 3	4	Dec. 3	4		

1959		1960		1961		1962		1963		1964		1965		1966	
	AP		AP		AP		AP		AP		AP		AP		AP
Sept. 21	16	Sept. 19	13	Oct. 2	3	Sept. 24	8	Sept. 23	9	Sept. 23	9	Sept. 23	9	Sept. 26	9
Sept. 28	7	Sept. 26	10	Oct. 16	8	Oct. 1	5	Sept. 30	7	Sept. 30	7	Sept. 30	7	Oct. 3	9
Oct. 5	3	Oct. 10	19	Oct. 23	8			Oct. 14	8	Oct. 14	8	Oct. 14	8	Oct. 10	7
Oct. 12	4			Oct. 30	7									Oct. 17	6
Oct. 19	9			Nov. 6	9									Oct. 24	5
Oct. 26	9			Nov. 9	9									Oct. 31	5
Nov. 2	19			Dec. 4	13									Nov. 7	5
Nov. 9	15													Nov. 14	5
														Nov. 21	8
														Nov. 28	8
														Dec. 5	8

1967		1968		1969		1970		1971		1972		1973		1974	
	AP		AP		AP		AP		AP		AP		AP		AP
Sept. 19	13	Sept. 19	13	Sept. 19	13	Sept. 19	13	Sept. 19	13	FINAL	20	FINAL	20	FINAL	20
Sept. 26	10	Sept. 26	10	Sept. 26	10	Sept. 26	10	Sept. 26	10						
Oct. 10	19	Oct. 10	19	Oct. 10	19	Oct. 10	19	Oct. 10	19						

1975		1976		1977		1978		1979		1980		1981		1982	
	AP		AP		AP		AP		AP		AP		AP		AP
Sept. 19	13	Sept. 19	13	Sept. 19	13	Sept. 19	13	Sept. 19	13	Sept. 19	13	Sept. 19	13	Sept. 19	13
Sept. 26	10	Sept. 26	10	Sept. 26	10	Sept. 26	10	Sept. 26	10	Sept. 26	10	Sept. 26	10	Sept. 26	10
Oct. 10	19	Oct. 10	19	Oct. 10	19	Oct. 10	19	Oct. 10	19	Oct. 10	19	Oct. 10	19	Oct. 10	19

1983		1984		1985		1986		1987		1988		1989		1990	
	AP		AP		AP		AP		AP		AP		AP		AP
Sept. 19	13	Sept. 19	13	Sept. 19	13	Sept. 19	13	Sept. 19	13	Sept. 19	13	Sept. 19	13	Sept. 19	13
Sept. 26	10	Sept. 26	10	Sept. 26	10	Sept. 26	10	Sept. 26	10	Sept. 26	10	Sept. 26	10	Sept. 26	10
Oct. 10	19	Oct. 10	19	Oct. 10	19	Oct. 10	19	Oct. 10	19	Oct. 10	19	Oct. 10	19	Oct. 10	19

1991		1992		1993		1994		1995		1996		1997		1998	
	AP		AP		AP		AP		AP		AP		AP		AP
Preseason	10	Preseason	10	Preseason	10	Preseason	10	Preseason	10	Preseason	10	Preseason	10	Preseason	10
Aug. 26	11	Aug. 26	11	Aug. 26	11	Aug. 26	11	Aug. 26	11	Aug. 26	11	Aug. 26	11	Aug. 26	11
Sept. 3	10	Sept. 3	10	Sept. 3	10	Sept. 3	10	Sept. 3	10	Sept. 3	10	Sept. 3	10	Sept. 3	10

1999		2000		2001		2002		2003		2004		2005		2006	
	AP		AP		AP		AP		AP		AP		AP		AP
Preseason	11	Preseason	11	Preseason	10	Preseason	10	Preseason	10	Preseason	10	Preseason	10	Preseason	10
Aug. 28	10	Aug. 28	10	Aug. 26	11	Aug. 26	11	Aug. 26	11	Aug. 26	11	Aug. 26	11	Aug. 26	11
Sept. 6	10	Sept. 6	10	Sept. 3	10	Sept. 3	10	Sept. 3	10	Sept. 3	10	Sept. 3	10	Sept. 3	10

2007		2008		2009		2010		2011		2012		2013		2014	
	AP		AP		AP		AP		AP		AP		AP		AP
Sept. 4	21	Sept. 4	21	Preseason	15	Preseason	16	Preseason	25	Preseason	25	Preseason	25	Preseason	25
Sept. 9	15	Sept. 9	15	Sept. 8	15	Sept. 7	15	Sept. 18	25	Sept. 18	25	Sept. 18	25	Sept. 18	25
				Sept. 13	14	Sept. 13	14	Sept. 25	21	Sept. 25	21	Sept. 25	21	Sept. 25	21

HISTORY

TV HISTORY

1948

Oct. 2, 1948	Tulane	W	13-7	WSB
Nov. 6, 1948	Tennessee	L	6-13	WSB
Nov. 1, 1948	Alabama	L	12-14	WSB

1949

Sept. 24, 1949	Vanderbilt	W	12-7	WSB
Oct. 8, 1949	Washington & Lee	W	36-0	WSB
Oct. 15, 1949	Auburn	W	35-21	WSB
Oct. 29, 1949	Duke	L	14-27	WSB
Nov. 19, 1949	South Carolina	W	13-3	WSB
Nov. 26, 1949	Georgia	W	7-6	WSB

1952

Nov. 15, 1952	Alabama	W	7-3	WSB
Jan. 1, 1953	vs. Ole Miss [®]	W	24-7	ABC

1953

Jan. 1, 1954	vs. West Virginia [®]	W	42-19	ABC
--------------	--------------------------------	---	-------	-----

1954

Nov. 13, 1954	Alabama	W	20-0	WSB
Jan. 1, 1955	vs. Arkansas [®]	W	14-6	NBC

1955

Sept. 17, 1955	Miami	W	14-6	NBC
Jan. 2, 1956	vs. Pittsburgh [®]	W	7-0	ABC

1956

Sept. 22, 1956	at Kentucky	W	14-6	NBC
Dec. 29, 1956	vs. Pittsburgh [®]	W	21-14	CBS

1959

Jan. 2, 1960	vs. Arkansas [®]	L	7-14	CBS
--------------	---------------------------	---	------	-----

1961

Dec. 30, 1961	vs. Penn State [®]	L	15-30	CBS
---------------	-----------------------------	---	-------	-----

1962

Oct. 2, 1962	LSU	L	7-10	NBC
Dec. 22, 1962	vs. Missouri [®]	L	10-14	CBS

1963

Sept. 14, 1963	Florida	W	9-0	ABC
----------------	---------	---	-----	-----

1965

Dec. 31, 1965	vs. Texas Tech [®]	W	31-21	ABC
---------------	-----------------------------	---	-------	-----

1966

Oct. 8, 1966	Tennessee	W	6-3	ABC
Jan. 2, 1967	vs. Florida [®]	L	12-27	NBC

1967

Oct. 14, 1967	at Tennessee	L	13-24	ABC
Nov. 25, 1967	Georgia	L	14-21	ABC

1969

Nov. 15, 1969	Notre Dame	L	20-38	ABC
---------------	------------	---	-------	-----

1970

Dec. 19, 1970	vs. Texas Tech [®]	W	17-9	CBS
---------------	-----------------------------	---	------	-----

1971

Nov. 25, 1971	Georgia (THK)	L	24-28	ABC
Dec. 30, 1971	vs. Ole Miss [®]	L	18-41	N/A

1972

Sept. 9, 1972	Tennessee	L	3-34	ABC
Dec. 18, 1972	vs. Iowa State [®]	W	31-30	ABC

1974

Sept. 9, 1974	Notre Dame	L	7-31	ABC
Oct. 26, 1974	Tulane	W	27-7	ABC

1975

Nov. 27, 1975	Georgia (THK)	L	26-42	ABC
---------------	---------------	---	-------	-----

1976

Sept. 11, 1976	South Carolina	L	17-27	ABC
----------------	----------------	---	-------	-----

1978

Oct. 21, 1978	at Auburn	W	24-10	ABC
Oct. 28, 1978	Florida	W	17-13	ABC
Dec. 2, 1978	at Georgia	L	28-29	ABC
Dec. 25, 1978	vs. Purdue [®]	L	21-41	CBS

1979

Sept. 8, 1979	Alabama	L	6-30	ABC
Nov. 24, 1979	at Georgia	L	3-16	ABC

1981

Sept. 12, 1981	at Alabama%	W	24-21	ESPN
Nov. 28, 1981	Georgia	L	7-44	ABC

1982

Oct. 23, 1982	Tennessee	W	31-21	ABC
---------------	-----------	---	-------	-----

1983

Sept. 24, 1983	at Clemson	L	14-41	ESPN
Nov. 3, 1983	Virginia (TH)	W	31-27	TBS

1984

Sept. 15, 1984	Alabama	W	16-6	TBS
Sept. 29, 1984	Clemson	W	28-21	ESPN
Oct. 6, 1984	NC State	L	22-27	ACC
Dec. 14, 1984	at Georgia	W	35-18	ACC

1985

Sept. 14, 1985	at NC State	W	28-18	ACC
Oct. 5, 1985	North Carolina	W	31-0	ACC
Oct. 19, 1985	Auburn	L	14-17	CBS
Oct. 26, 1985	at Tennessee	T	6-6	ESPN
Nov. 16, 1985	Wake Forest	W	41-10	ACC
Nov. 30, 1985	Georgia	W	20-16	TBS
Dec. 31, 1985	vs. Michigan State [®]	W	17-14	TBS

1986

Sept. 27, 1986	Clemson	L	3-27	ACC
Oct. 11, 1986	NC State	W	59-21	ACC
Oct. 25, 1986	Tennessee	W	14-13	TBS
Nov. 22, 1986	at Wake Forest	L	21-24	ACC
Nov. 29, 1986	at Georgia	L	24-31	TBS

1987

Sept. 26, 1987	at Clemson	L	12-33	ACC
Oct. 3, 1987	at NC State	L	0-17	ACC
Nov. 7, 1987	Virginia	L	14-23	ACC
Nov. 28, 1987	Georgia	L	16-30	ESPN

1988

Sept. 17, 1988	at Virginia	L	16-17	ACC
Oct. 1, 1988	NC State	L	6-14	ACC
Oct. 8, 1988	at Maryland	L	8-13	ACC
Nov. 26, 1988	at Georgia	L	3-24	TBS

1989

Sept. 9, 1989	at NC State	L	28-38	ACC
Sept. 16, 1989	Virginia	L	10-17	ACC
Nov. 18, 1989	Wake Forest	W	43-14	ACC

1990

Sept. 8, 1990	NC State	W	21-13	ACC
Sept. 29, 1990	South Carolina	W	27-6	ESPN
Oct. 6, 1990	at Maryland	W	31-3	ACC
Oct. 13, 1990	Clemson	W	21-19	ACC
Oct. 27, 1990	Duke	W	48-31	ACC
Nov. 3, 1990	at Virginia	W	41-38	CBS
Dec. 1, 1990	at Georgia	W	40-23	TBS
Jan. 1, 1991	vs. Nebraska [®]	W	45-21	ABC

1991

Aug. 28, 1991	Penn State (WD)	L	22-34	n/a
Sept. 19, 1991	Virginia (TH)	W	24-21	ESPN
Sept. 28, 1991	at Clemson	L	7-9	ABC
Oct. 5, 1991	NC State	L	21-28	ACC
Oct. 12, 1991	Maryland	W	34-10	ACC
Oct. 26, 1991	North Carolina	W	35-14	ACC
Nov. 16, 1991	Wake Forest	W	27-3	ACC
Nov. 30, 1991	Georgia	L	15-18	ACC
Dec. 25, 1991	vs. Stanford [®]	W	18-17	ACC

1992

Sept. 26, 1992	Clemson	W	20-16	ESPN
Oct. 3, 1992	NC State	W	16-13	ACC
Oct. 17, 1992	Florida State	L	24-29	ESPN
Oct. 24, 1992	at North Carolina	L	14-26	ABC
Oct. 31, 1992	Duke	W	20-17	ACC
Nov. 28, 1992	at Georgia	L	17-31	ESPN

1993

Sept. 16, 1993	Virginia (TH)	L	14-35	ESPN
Oct. 2, 1993	Florida State	L	0-51	ABC
Oct. 16, 1993	North Carolina	L	3-41	ABC
Oct. 23, 1993	at NC State	L	23-28	ACC
Oct. 30, 1993	at Duke	W	47-14	ACC
Nov. 13, 1993	at Wake Forest	W	38-28	ACC
Nov. 25, 1993	Georgia (THK)	L	10-43	ABC

1994

Sept. 1, 1994	Arizona (TH)	L	14-19	ESPN
Oct. 1, 1994	at NC State	L	13-21	ABC
Oct. 8, 1994	at North Carolina	L	24-31	ACC
Nov. 5, 1994	Florida State	L	10-41	ACC
Nov. 12, 1994	at Clemson	L	10-20	ACC
Nov. 25, 1994	at Georgia (FR)	L	10-48	ESPN

1995

Sept. 2, 1995	Furman	W	51-7	ACC
Sept. 7, 1995	at Arizona (TH)	L	19-20	n/a
Sept. 28, 1995	Maryland (TH)	W	31-3	ESPN
Oct. 14, 1995	North Carolina	W	27-25	ACC
Oct. 21, 1995	at Florida State	L	10-42	ABC
Oct. 28, 1995	Clemson	L	3-24	ACC
Nov. 23, 1995	Georgia (THK)	L	17-18	ABC

1996

Sept. 7, 1996	at NC State	W	28-16	ABC
Sept. 21, 1996	at North Carolina	L	0-16	ABC
Sept. 26, 1996	Duke (TH)	W	48-22	ESPN
Oct. 5, 1996	Virginia	W	13-7	ABC
Oct. 19, 1996	at Clemson	L	25-28	ABC
Oct. 26, 1996	UCF	W	27-2	n/a
Nov. 2, 1996	Florida State	L	3-49	ESPN
Nov. 14, 1996	at Maryland (TH)	L	10-13	ESPN
Nov. 30, 1996	at Georgia	L	10-19	CBS

1997

Sept. 6, 1997	at Notre Dame	L	13-17	NBC
Sept. 27, 1997	Clemson	W	23-20	ESPN
Oct. 4, 1997	at Boston College	W	42-14	CBS
Oct. 11, 1997	NC State	W	27-17	ABC
Oct. 18, 1997	at Florida State	L	0-38	ABC
Oct. 30, 1997	North Carolina (TH)	L	13-16	ESPN
Nov. 8, 1997	at Virginia	L	31-35	ABC
Nov. 22, 1997	Maryland	W	37-18	ABC
Nov. 29, 1997	Georgia	L	24-27	ABC
Dec. 29, 1997	vs. West Virginia [®]	W	35-30	TBS

1998

Sept. 5, 1998	Boston College	L	31-41	ABC
Sept. 26, 1998	at North Carolina	W	43-21	ESPN
Oct. 3, 1998	Duke	W	41-13	ACC
Oct. 10, 1998	NC State	W	47-24	ABC
Oct. 17, 1998	Virginia	W	41-38	ABC
Oct. 24, 1998	Florida State	L	7-34	ESPN
Oct. 31, 1998	at Maryland#	W	31-14	ACC
Nov. 12, 1998	at Clemson (TH)	W	24-21	ESPN
Nov. 28, 1998	at Georgia	W	21-19	CBS
Jan. 1, 1999	vs. Notre Dame [®]	W	35-28	NBC

HISTORY

TV HISTORY

1999

Sept. 4, 1999	at Navy	W	49-14	FSN
Sept. 11, 1999	at Florida State	L	35-41	ABC
Sept. 30, 1999	Maryland (TH)	W	49-31	ESPN
Oct. 9, 1999	North Carolina OT	W	31-24	ABC
Oct. 16, 1999	at Duke	W	38-31	ACC
Oct. 30, 1999	NC State	W	48-21	ABC
Nov. 6, 1999	at Virginia	L	38-45	ABC
Nov. 13, 1999	Clemson	W	45-42	ACC
Nov. 27, 1999	Georgia OT	W	51-48	ABC
Jan. 1, 2000	vs. Miami*	L	13-28	NBC

2000

Sept. 9, 2000	Florida State	L	21-26	ABC
Sept. 16, 2000	Navy	W	40-13	n/a
Sept. 21, 2000	at NC State (TH) OT	L	23-30	ESPN
Sept. 30, 2000	at North Carolina	W	42-28	ABC
Oct. 14, 2000	Wake Forest	W	52-20	ACC
Oct. 21, 2000	Duke	W	45-10	ACC
Oct. 28, 2000	at Clemson	W	31-28	ABC
Nov. 9, 2000	Virginia (TH)	W	35-0	ESPN
Nov. 18, 2000	at Maryland	W	35-22	ACC
Nov. 25, 2000	at Georgia	W	27-15	CBS
Dec. 29, 2000	vs. LSU ^B	L	14-28	ESPN

2001

Aug. 26, 2001	vs. Syracuse	W	13-7	ABC
Sept. 8, 2001	at Navy	W	70-7	FSN
Sept. 29, 2001	Clemson OT	L	44-47	ABC
Oct. 11, 2001	Maryland (TH) OT	L	17-20	ESPN
Oct. 20, 2001	NC State	W	27-17	ABC
Nov. 1, 2001	North Carolina (TH)	W	28-21	ESPN
Nov. 17, 2001	at Wake Forest	W	38-33	ACC
Nov. 24, 2001	Georgia	L	17-31	ESPN
Dec. 1, 2001	at Florida State	L	17-28	ESPN
Dec. 27, 2001	vs. Stanford ^B	W	24-14	ESPN

2002

Aug. 31, 2002	Vanderbilt	W	45-3	n/a
Sept. 7, 2002	at Connecticut	W	31-14	n/a
Sept. 14, 2002	at Clemson	L	19-24	ESPN
Sept. 21, 2002	BYU	W	28-19	ABC
Sept. 28, 2002	North Carolina	W	21-13	ABC
Oct. 5, 2002	Wake Forest	L	21-24	ABC
Oct. 17, 2002	at Maryland (TH)	L	10-34	ESPN
Oct. 26, 2002	Virginia	W	23-15	ABC
Nov. 2, 2002	at NC State	W	24-17	ABC
Nov. 9, 2002	Florida State	L	13-21	ABC
Nov. 30, 2002	at Georgia	L	7-51	CBS
Dec. 31, 2002	vs. Fresno State ^B	L	21-30	ESPN2

2003

Aug. 28, 2003	at BYU (TH)	L	13-24	ESPN2
Sept. 6, 2003	Auburn	W	17-3	ABC
Sept. 13, 2003	at Florida State	L	13-14	ABC
Sept. 27, 2003	at Vanderbilt OT	W	24-17	n/a
Oct. 4, 2003	NC State	W	29-21	ACC
Oct. 23, 2003	Maryland (TH)	W	7-3	ESPN
Nov. 15, 2003	North Carolina	W	41-24	ACC
Nov. 22, 2003	at Virginia	L	17-29	ACC
Nov. 29, 2003	Georgia	L	17-34	ABC
Jan. 4, 2004	vs. Tulsa ^B	W	52-10	ESPN2

2004

Sept. 11, 2004	at Clemson	W	28-24	ABC
Oct. 2, 2004	Miami	L	3-27	ABC
Oct. 9, 2004	at Maryland	W	20-7	ABC
Oct. 16, 2004	Duke	W	24-7	ACC
Oct. 28, 2004	Virginia Tech (TH)	L	20-34	ESPN
Nov. 6, 2004	at NC State	W	24-14	ACC
Nov. 20, 2004	Virginia	L	10-30	ABC
Nov. 27, 2004	at Georgia	L	13-19	CBS
Dec. 21, 2004	vs. Syracuse ^B	W	51-14	ESPN

2005

Sept. 3, 2005	at Auburn	W	23-14	ESPN
Sept. 10, 2005	North Carolina	W	27-21	ABC
Sept. 17, 2005	Connecticut	W	28-13	ESPN2
Sept. 24, 2005	at Virginia Tech	L	7-51	ABC
Oct. 6, 2005	NC State (TH)	L	14-17	ESPN
Oct. 15, 2005	at Duke	W	35-10	ESPN2
Oct. 29, 2005	Clemson	W	10-9	ESPN
Nov. 12, 2005	at Virginia	L	17-27	ABC
Nov. 19, 2005	at Miami	W	14-10	ESPN
Nov. 26, 2005	Georgia	L	7-14	ABC
Dec. 29, 2005	vs. Utah ^B	L	10-38	ESPN

2006

Sept. 2, 2006	Notre Dame	L	10-14	ABC
Sept. 21, 2006	Virginia (TH)	W	24-7	ESPN
Sept. 30, 2006	at Virginia Tech	W	38-27	ABC
Oct. 7, 2006	Maryland	W	27-23	ESPN2
Oct. 21, 2006	at Clemson	L	7-31	ESPN
Oct. 28, 2006	Miami	W	30-23	ABC
Nov. 4, 2006	at NC State	W	31-23	ESPN2
Nov. 11, 2006	at North Carolina	W	7-0	ACC
Nov. 25, 2006	at Georgia	L	12-15	CBS
Dec. 2, 2006	vs. Wake Forest ^A	L	6-9	ABC
Jan. 1, 2007	vs. West Virginia ^B	L	35-38	CBS

2007

Sept. 1, 2007	at Notre Dame	W	33-3	NBC
Sept. 8, 2007	Samford	W	69-14	ESPN2
Sept. 15, 2007	Boston College	L	10-24	ESPN2
Sept. 22, 2007	at Virginia	L	23-28	ESPN2
Sept. 29, 2007	Clemson	W	13-3	ABC
Oct. 6, 2007	at Maryland	L	26-28	ACC
Oct. 13, 2007	at Miami	W	17-14	ESPN
Oct. 20, 2007	Army	W	34-10	ACC
Nov. 1, 2007	Virginia Tech (TH)	L	3-27	ESPN
Nov. 17, 2007	North Carolina	W	27-25	ACC
Nov. 24, 2007	Georgia	L	17-31	ABC
Dec. 31, 2007	vs. Fresno State ^B	L	28-40	ESPN2

2008

Sept. 6, 2008	at Boston College	W	19-16	ACC
Sept. 13, 2008	at Virginia Tech	L	17-20	ABC
Sept. 20, 2008	Mississippi State	W	38-7	ACC
Oct. 4, 2008	Duke	W	27-0	ESPN2
Oct. 18, 2008	at Clemson	W	21-17	ESPN
Oct. 25, 2008	Virginia	L	17-24	ESPN2
Nov. 1, 2008	Florida State	W	31-28	ABC
Nov. 8, 2008	at North Carolina	L	7-28	ACC
Nov. 20, 2008	Miami (TH)	W	41-23	ESPN
Nov. 29, 2008	at Georgia	W	45-42	CBS
Dec. 31, 2008	vs. LSU ^B	L	3-38	ESPN

2009

Sept. 10, 2009	Clemson (TH)	W	30-27	ESPN
Sept. 17, 2009	at Miami (TH)	L	17-33	ESPN
Sept. 26, 2009	North Carolina	W	24-7	ACC
Oct. 3, 2009	at Mississippi State	W	42-31	CSS
Oct. 10, 2009	at Florida State	W	49-44	ESPN2
Oct. 17, 2009	Virginia Tech	W	28-23	ESPN2
Oct. 24, 2009	at Virginia	W	34-9	ACC
Oct. 31, 2009	at Vanderbilt	W	56-31	n/a
Nov. 7, 2009	Wake Forest OT	W	30-27	ABC
Nov. 14, 2009	at Duke	W	49-10	ESPN2
Nov. 28, 2009	Georgia	L	24-30	ABC
Dec. 5, 2009	vs. Clemson ^A	W	39-34	ESPN
Jan. 5, 2010	vs. Iowa ^B	L	14-24	FOX

2010

Sept. 4, 2010	South Carolina State	W	41-10	ESPN3
Sept. 11, 2010	at Kansas	L	25-28	FSN
Sept. 18, 2010	at North Carolina	W	30-24	ACC
Sept. 25, 2010	NC State	L	28-45	ESPN
Oct. 2, 2010	at Wake Forest	W	24-20	ESPN2
Oct. 9, 2010	Virginia	W	33-21	ESPN2
Oct. 16, 2010	Middle Tennessee	W	42-14	ESPN3
Oct. 23, 2010	at Clemson	L	13-27	ABC/ESPN
Nov. 4, 2010	at Virginia Tech (TH)	L	21-28	ESPN
Nov. 13, 2010	Miami	L	10-35	ACC
Nov. 20, 2010	Duke	W	30-20	ESPN3
Nov. 27, 2010	at Georgia	L	34-42	ESPN
Dec. 27, 2010	vs. Air Force ^B	L	7-14	ESPN2

2011

Sept. 1, 2011	Western Carolina	W	63-21	ESPN3
Sept. 10, 2011	at Middle Tennessee	W	49-21	ESPN3
Sept. 17, 2011	Kansas	W	66-24	FSN
Sept. 24, 2011	North Carolina	W	35-28	ESPN
Oct. 1, 2011	at NC State	W	45-34	ABC/ESPN
Oct. 8, 2011	Maryland	W	21-16	ESPN2
Oct. 15, 2011	at Virginia	L	21-24	ESPN2
Oct. 22, 2011	at Miami	L	7-24	ESPN
Oct. 29, 2011	Clemson	W	31-17	ACC
Nov. 10, 2011	Virginia Tech (TH)	L	26-37	ESPN
Nov. 19, 2011	at Duke	W	38-31	ACC
Nov. 26, 2011	Georgia	L	17-31	ESPN
Dec. 31, 2011	vs. Utah ^B OT	L	27-30	ACC

2012

Sept. 3, 2012	at Virginia Tech (MO) OT	L	17-20	ESPN
Sept. 8, 2012	Presbyterian	W	59-3	ESPN3
Sept. 15, 2012	Virginia	W	56-20	ESPN2
Sept. 22, 2012	Miami OT	L	36-42	FSN
Sept. 29, 2012	Middle Tennessee	L	28-49	FSN
Oct. 6, 2012	at Clemson	L	31-47	ESPN
Oct. 20, 2012	Boston College	W	37-17	FSN
Oct. 27, 2012	BYU	L	17-41	FSN
Nov. 3, 2012	at Maryland	W	33-13	ACC
Nov. 10, 2012	at North Carolina	W	68-50	ACC
Nov. 17, 2012	Duke	W	42-24	ESPN2
Nov. 24, 2012	at Georgia	L	10-42	ESPN
Dec. 1, 2012	vs. Florida State ^A	L	15-21	ESPN
Dec. 31, 2012	vs. USC ^B	W	21-7	CBS

2013

Aug. 31, 2013	Elon	W	70-0	ESPN3
Sept. 14, 2013	at Duke	W	38-14	ESPN2
Sept. 21, 2013	North Carolina	W	28-20	ESPN
Sept. 26, 2013	Virginia Tech (TH)	L	10-17	ESPN
Oct. 5, 2013	at Miami	L	30-45	ESPN2
Oct. 12, 2013	at BYU	L	20-38	ESPN2
Oct. 19, 2013	Syracuse	W	56-0	ACC
Oct. 26, 2013	at Virginia	W	35-25	ACC
Nov. 2, 2013	Pittsburgh	W	21-10	ESPN2
Nov. 14, 2013	at Clemson (TH)	L	31-55	ESPN
Nov. 23, 2013	Alabama A&M	W	66-7	ESPN3
Nov. 30, 2013	Georgia 2OT	L	34-41	ABC
Dec. 30, 2013	vs. Ole Miss ^B	W	17-25	ESPN

2014

Aug. 30, 2014	Wofford	W	38-19	RSN
Sept. 6, 2014	at Tulane	W	38-21	ESPNNews
Sept. 13, 2014	Georgia Southern	W	42-38	RSN
Sept. 20, 2014	at Virginia Tech	W	27-24	ESPN
Oct. 4, 2014	Miami	W	28-17	ESPN2
Oct. 11, 2014	Duke	L	25-31	ACC
Oct. 18, 2014	at North Carolina	L	43-48	ESPN2
Oct. 25, 2014	at Pittsburgh	W	56-28	ESPN2
Nov. 1, 2014	Virginia	W	35-10	ESPN2
Nov. 8, 2014	at NC State	W	56-23	ACC
Nov. 15, 2014	Clemson	W	28-6	ESPN
Nov. 29, 2014	at Georgia OT	W	30-24	SEC
Dec. 6, 2014	vs. Florida State ^A	L	35-37	ABC
Dec. 31, 2014	vs. Mississippi State ^B	W	49-34	ESPN

KEY

ACC – Raycom, ACC Network
 FSN – Fox Sports Net, Fox Sports South
 A – ACC Championship game
 B – Bowl game
 # – Baltimore, Md.
 % – Birmingham, Ala.
 THK – Thanksgiving
 MO – Monday
 WD – Wednesday
 TH – Thursday
 FR – Friday

HISTORY

BOWL HISTORY

GEORGIA TECH ALL-TIME BOWL RESULTS (24-19)

DATE	BOWL	CITY	RESULT	NOTE
Jan. 1, 1929	Rose Bowl	Pasadena, Calif.	Georgia Tech 8 Cal 7	Wrong Way Riegels helps Golden Tornado to perfect 10-0 season
Jan. 1, 1940	Orange Bowl	Miami, Fla.	Georgia Tech 21 Missouri 7	21 straight points makes first of seven Orange Bowl trips a success
Jan. 1, 1943	Cotton Bowl	Dallas, Texas	Texas 14 Georgia Tech 7	Gallant Tech comeback falls short when drive stalls on 3-yard line
Jan. 1, 1944	Sugar Bowl	New Orleans, La.	Georgia Tech 20 Tulsa 18	Tech overcomes 18-7 second-half deficit, blanks Tulsa in 2nd half
Jan. 1, 1945	Orange Bowl	Miami, Fla.	Tulsa 26 Georgia Tech 12	Frank Broyles' 304-yard passing effort can't overcome 20-0 deficit
Jan. 1, 1947	Oil Bowl	Houston, Texas	Georgia Tech 41 Saint Mary's 19	Yellow Jackets pick off eight St. Mary's passes in the rain and mud
Jan. 1, 1948	Orange Bowl	Miami, Fla.	Georgia Tech 20 Kansas 14	Tech forces fumble inside 1-yard line to foil Kansas' frenzied rally
Jan. 1, 1952	Orange Bowl	Miami, Fla.	Georgia Tech 17 Baylor 14	Pepper Rodgers' field goal secures win, 11-0-1 season for Tech
Jan. 1, 1953	Sugar Bowl	New Orleans, La.	Georgia Tech 24 Ole Miss 7	National championship clinched after scoring 24 straight points
Jan. 1, 1954	Sugar Bowl	New Orleans, La.	Georgia Tech 42 West Virginia 19	Tech unleashes aerial attack, completing 20-of-35 for 268 yards
Jan. 2, 1955	Cotton Bowl	Dallas, Texas	Georgia Tech 14 Arkansas 6	Jackets complete "grand slam" with wins in all four major bowls
Jan. 2, 1956	Sugar Bowl	New Orleans, La.	Georgia Tech 7 Pitt 0	Wade Mitchell scores only TD, Tech wins fifth straight major bowl
Dec. 29, 1956	Gator Bowl	Jacksonville, Fla.	Georgia Tech 21 Pitt 14	Tech wins sixth straight bowl, beats Pitt for second straight year
Jan. 2, 1960	Gator Bowl	Jacksonville, Fla.	Arkansas 14 Georgia Tech 7	Former Tech star Frank Broyles coaches Razorbacks to win
Dec. 30, 1961	Gator Bowl	Jacksonville, Fla.	Penn State 30 Georgia Tech 15	Tech bolts to 9-0 lead, but State's Galen Hall passes for 3 TDs
Dec. 22, 1962	Bluebonnet Bowl	Houston, Texas	Missouri 14 Georgia Tech 10	MU's Bill Tobin runs for 114 yards, Tech throws four interceptions
Dec. 31, 1965	Gator Bowl	Jacksonville, Fla.	Georgia Tech 31 Texas Tech 21	QB Jerry Priestley's 1-yard TD early in fourth quarter keys Jackets
Jan. 2, 1967	Orange Bowl	Miami, Fla.	Florida 27 Georgia Tech 12	Steve Spurrier quarterbackbacks Gators past Bobby Dodd, Jackets
Dec. 19, 1970	Sun Bowl	El Paso, Texas	Georgia Tech 17 Texas Tech 9	Jackets defense pitches first-half shut out, builds 10-0 lead
Dec. 30, 1971	Peach Bowl	Atlanta, Ga.	Ole Miss 41 Georgia Tech 18	Despite 317 yards total offense, Tech blown out in Atlanta bowl
Dec. 18, 1972	Liberty Bowl	Memphis, Tenn.	Georgia Tech 31 Iowa State 30	Back-up QB Jim Stevens throws for 3 TDs, ISU fails on 2-pointer
Dec. 25, 1978	Peach Bowl	Atlanta, Ga.	Purdue 41 Georgia Tech 21	With Eddie Lee Ivey out with injury, Tech has 12 yards rushing
Dec. 31, 1985	All-American Bowl	Birmingham, Ala.	Georgia Tech 17 Michigan State 14	Malcolm King runs for 122 yards and scores winning TD late
Jan. 1, 1991	Florida Citrus Bowl	Orlando, Fla.	Georgia Tech 45 Nebraska 21	Tech clinches UPI national title behind MVP QB Shawn Jones
Dec. 25, 1991	Aloha Bowl	Honolulu, Hawaii	Georgia Tech 18 Stanford 17	Jimmy Lincoln's 2-point conversion with 14 seconds left seals win
Dec. 29, 1997	Carquest Bowl	Miami Gardens, Fla.	Georgia Tech 35 West Virginia 30	MVP Joe Hamilton has 356 yards total offense, three touchdowns
Jan. 1, 1999	Gator Bowl	Jacksonville, Fla.	Georgia Tech 35 Notre Dame 28	Joe Hamilton threw three TD passes and caught another
Jan. 1, 2000	Gator Bowl	Jacksonville, Fla.	Miami 28 Georgia Tech 13	Five-game bowl win streak ends, two Canes rush for 100 yards
Dec. 29, 2000	Chick-fil-A Bowl	Atlanta, Ga.	LSU 28 Georgia Tech 14	Tech can't overcome six turnovers, lose to Nick Saban's Tigers
Dec. 27, 2001	Seattle Bowl	Seattle, Wash.	Georgia Tech 24 Stanford 14	Godsey, Campbell, interim coach lead Tech in first Seattle Bowl
Dec. 31, 2002	Silicon Valley Classic	San Jose, Calif.	Georgia Tech 21 Fresno State 30	Tech makes strong rally, but Bulldogs score game's final 10 points
Jan. 4, 2004	Humanitarian Bowl	Boise, Idaho	Georgia Tech 52 Tulsa 10	P.J. Daniels rushes for 307 yards, four TDs, Tech defense shines
Dec. 21, 2004	Champs Sports Bowl	Orlando, Fla.	Georgia Tech 51 Syracuse 14	Tech has 514 yards of total offense, Reggie Ball throws for 2 TDs
Dec. 29, 2005	Emerald Bowl	San Francisco, Calif.	Utah 38 Georgia Tech 10	Utah rolls up 550 yards of offense, blanks Tech in second half
Jan. 1, 2007	Gator Bowl	Jacksonville, Fla.	West Virginia 38 Georgia Tech 35	Tashard Choice's 169 yards not enough, Pat White leads WVU
Dec. 31, 2007	Humanitarian Bowl	Boise, Idaho	Fresno State 40 Georgia Tech 28	State scores 27 unanswered points after Tech's early 7-0 lead
Dec. 31, 2008	Chick-fil-A Bowl	Atlanta, Ga.	LSU 38 Georgia Tech 3	Charles Scott runs for three TDs, Tech loses in backyard
Jan. 5, 2010	FedEx Orange Bowl	Miami Gardens, Fla.	Iowa 24 Georgia Tech 14	Tech digs 14-point hole early in first BCS bowl appearance
Dec. 27, 2010	Independence Bowl	Shreveport, La.	Air Force 14 Georgia Tech 7	Tevin Washington rushes for 131 yards, but special teams prove costly
Dec. 31, 2011	Hyundai Sun Bowl	El Paso, Texas	Utah 30 Georgia Tech 27 (OT)	Tech leads by 14 at half, but Utes comeback ends with OT touchdown
Dec. 31, 2012	Hyundai Sun Bowl	El Paso, Texas	Georgia Tech 21 USC 7	Davis Sims rushed for 99 yards as Tech snapped 7-game bowl skid
Dec. 30, 2013	Music City Bowl	Nashville, Tenn.	Ole Miss 25 Georgia Tech 17	GT rallied with 10 points in fourth quarter, threw INT on final possession
Dec. 31, 2014	Capital One Orange Bowl	Miami Gardens, Fla.	Georgia Tech 49 Mississippi State 34	GT rushed for bowl-record 452 yards; Thomas & Dants each rush for 3 TD

MOST APPEARANCES

Alabama	62
Texas	54
Nebraska	52
Georgia	51
USC	51
Tennessee	50
Oklahoma	49
LSU	47
Ohio State	45
GEORGIA TECH	44
Michigan	44

MOST VICTORIES

Alabama	34
USC	33
Georgia	28
Oklahoma	28
Penn State	28
Texas	27
Tennessee	26
Florida State	25
Nebraska	25
GEORGIA TECH	24

ACTIVE CONSECUTIVE BOWL APPEARANCES

Virginia Tech	22
GEORGIA TECH	18
Georgia	18
Oklahoma	16
LSU	15
Boise State	13
Wisconsin	13

BEST BOWL WIN PERCENTAGE

MINIMUM 15 BOWL APPEARANCES			
Utah	.778	14-4-0	
Penn State	.674	28-13-2	
Boise State	.667	10-5-0	
USC	.660	33-17-0	
Oklahoma State	.640	16-9-0	
Ole Miss	.639	23-13-0	
Syracuse	.620	15-9-1	
Florida State	.619	25-15-2	
Oregon State	.600	9-6-0	
Oklahoma	.594	28-19-1	
Georgia	.590	28-19-3	
Auburn	.590	22-15-2	
Alabama	.582	34-24-3	
GEORGIA TECH	.558	24-19-0	

ALL-TIME CONSECUTIVE BOWL APPEARANCES

Nebraska	35 (1969-03)
Michigan	34 (1975-07)
Florida State	34 (1982-05)
Alabama	25 (1959-83)
Florida	21 (1991-12)
Virginia Tech	22 (1993-14)
BYU	17 (1978-94)
GEORGIA TECH	18 (1997-14)
Georgia	18 (1997-14)
Tennessee	16 (1989-04)
Oklahoma	16 (1999-14)

CONSECUTIVE BOWL VICTORIES

Florida State	11 (1985-96)
USC	9 (1923-45)
Utah	9 (1999-09)
Boston College	8 (2000-07)
GEORGIA TECH	8 (1947-56)
UCLA	8 (1983-91)
Syracuse	7 (1989-96)
Alabama	6 (1975-81)
Colorado	6 (1993-99)
Florida State	6 (2008-13)
Nebraska	6 (1969-74)
USC	6 (1975-80)

TECH IN BOWL GAMES

All-American	1-0
Aloha	1-0
Bluebonnet	0-1
Carquest /Champs	2-0
Chick-fil-A/Peach	0-4
Cotton	1-1
Cotton	1-1
Florida Citrus	1-0
Emerald	0-1
Gator	3-4
Humanitarian	1-1
Independence	0-1
Liberty	1-0
Music City	0-1
Oil	1-0
Orange	4-3
Rose	1-0
Seattle	1-0
Silicon Valley	0-1
Sugar	4-0
Sun	2-1

BY OPPONENT (FBS ONLY)

Air Force	0-1
Arkansas	1-1
Baylor	1-0
Cal	1-0
Florida	0-1
Fresno State	0-2
Iowa	0-1
Iowa State	1-0
Kansas	1-0
LSU	0-2
Miami	0-1
Michigan State	1-0
Ole Miss	1-2
Mississippi State	1-0
Missouri	1-1
Nebraska	1-0
Notre Dame	1-0
Penn State	0-1
Pittsburgh	2-0
Purdue	0-1
Stanford	2-0
Syracuse	1-0
Texas	0-1
Texas Tech	2-0
Tulsa	2-1
USC	1-0
Utah	0-2
West Virginia	2-1

BOWL RECORDS



■ Led by Synjyn Days' career-high 171 rushing yards, Georgia Tech shattered an Orange Bowl and school bowl game record with 452 yards on the ground vs. Mississippi State.

TEAM

GAME

Points Scored (Game)	52	vs. Tulsa (2004 Humanitarian)
Points Scored (Half)	42 (2nd)	vs. Tulsa (2004 Humanitarian)
Points Allowed	41	vs. Ole Miss (1971 Peach), vs. Purdue (1978 Peach)
Fewest Points Scored	3	vs. LSU (2008 Chick-fil-A)
Fewest Points Allowed	0	vs. Pittsburgh (1956 Sugar)
Total Offense	577	vs. Mississippi State (2014 Orange)
Fewest Total Offense Allowed	66	vs. California (1929 Rose)
Rushing Yards	452	vs. Mississippi State (2014 Orange)
Fewest Rush Yards Allowed	- 52	vs. Tulsa (2004 Humanitarian)
Rushing Attempts	79	vs. Texas Tech (1965 Gator)
Fewest Rush Attempts Allowed	22	vs. Texas Tech (1965 Gator), vs. West Virginia (1997 Carquest), vs. USC (2012 Hyundai Sun)
Passing Yards	326	vs. West Virginia (2007 Gator)
Fewest Pass Yards Allowed	0	vs. Missouri (1962 Bluebonnet)
Pass Completions	23	vs. Stanford (2001 Seattle)
Fewest Completions Allowed	0	vs. Missouri (1962 Bluebonnet)
Pass Attempts	40	vs. Miami (2000 Gator)
Fewest Pass Attempts Allowed	0	vs. Missouri (1962 Bluebonnet)
First Downs	29	vs. Miami (2000 Gator)
First Downs Allowed	33	Mississippi State (2014 Orange)

INDIVIDUAL

GAME

Rushing Yards	307	P.J. Daniels vs. Tulsa, (2004 Humanitarian) <i>*NCAA Bowl Record</i>
Rush Attempts	33	Lenny Snow vs. Texas Tech (1965 Gator)
Pass Attempts	40	Joe Hamilton vs. Miami (2000 Gator)
Completions	23	George Godsey vs. Stanford (2001 Seattle)
Passing Yards	326	Taylor Bennett vs. West Virginia (2007 Gator)
Completion Percentage	.733 (11-15)	Tevin Washington vs. Utah (2011 Sun), .696 (16-23) Shawn Jones vs. Nebraska (1991 Citrus)
Total Offense	356	Joe Hamilton vs. West Virginia (1997 Carquest) (274 pass, 82 rush)
Receptions	10	Kelly Campbell vs. Stanford, (2001 Seattle)
Receiving Yards	186	Calvin Johnson vs. West Virginia (2007 Gator)
Touchdowns	4	P.J. Daniels vs. Tulsa (2004 Humanitarian)

Rushing Touchdowns

Passing Touchdowns

Touchdown Receptions

Points Scored

Points Scored by Kicking

Field Goals

PATs

Interceptions

Tackles

Longest Run

Longest Pass

Longest Field Goal

Longest Interception Return

Longest Kickoff Return

Longest Punt Return

Longest Punt

Best Punting Average

4	P.J. Daniels vs. Tulsa (2004 Humanitarian)
3	Jim Still vs. Kansas (1948 Orange), Pepper Rodgers vs. West Virginia (1954 Sugar), Jim Stevens vs. Iowa State (1972 Liberty), Joe Hamilton vs. Notre Dame (1999 Gator), Taylor Bennett vs. West Virginia (2007 Gator)
2	George Brodnax vs. St. Mary's (1947 Oil), Jim Patton vs. Kansas (1948 Orange), Dez White vs. Notre Dame (1999 Gator), Calvin Johnson vs. West Virginia (2007 Gator)
24	P.J. Daniels vs. Tulsa (2004 Humanitarian)
9	Scott Sisson vs. Nebraska (1991 Citrus), Justin Moore vs. Utah (2011 Hyundai Sun)
2	Luke Manget vs. Miami (2000 Gator), Justin Moore vs. Utah (2011 Sun)
7	Travis Bell vs. Syracuse (2004 Champs), Harrison Butker vs. Mississippi State (2014 Orange)
2	Tom Bleick vs. Texas Tech (1965 Gator), Rick Lewis vs. Texas Tech (1970 Sun)
16	Ron Rogers vs. West Virginia (1997 Carquest)
69 (TD)	Synjyn Days vs. Mississippi State (2014 Orange)
68 (TD)	Joseph Auer vs. Penn State (1961 Gator)
80 (TD)	Reggie Ball to Nate Curry (2004 Champs)
40	David Bell vs. Michigan State (1985 All-American)
74	Quayshawn Nealy vs. Utah (2011 Sun), W.P. McHugh vs. St. Mary's (1947 Oil)
44	Dennis Andrews vs. Mississippi (2013 Music City)
63	Willie Clay vs. Stanford (1991 Aloha)
67	Jason Bender vs. Stanford (1991 Aloha)
49.1 (7 punts)	Chandler Anderson vs. Iowa (2010 Orange)

CAREER

Rushing

Passing

Pass Attempts

Completions

Touchdown Passes

Total Offense

Receptions

Receiving Yards

Touchdowns

P.J. Daniels (3), 535 yards, 68 attempts
Joe Hamilton (3), 756 yards
Joe Hamilton (3), 96 attempts
Joe Hamilton (3), 52 completions
Pepper Rodgers (2), 5 TD
Joe Hamilton (3), 906 yards
Kelly Campbell (4), 18 receptions, 176 yards
Calvin Johnson (3), 266 yards, 13 receptions
P.J. Daniels (3), 6 touchdowns

ALL-AMERICANS

FIRST-TEAM ALL-AMERICANS

YEAR	PLAYER, POS.	HOMETOWN	FIRST TEAM ALL-AMERICA
2014	Shaquille Mason, OG	Columbia, Tenn.	USAT
2009	Derrick Morgan, DE	Coatesville, Penn.	AP, AFCA, PFW
2008	Michael Johnson, DE	Selma, Ala.	AFCA
2007	Durant Brooks, P	Macon, Ga.	Rivals, SI.com, ESPN.com, CFN, PFW
2006	*# Calvin Johnson, WR	Tyrone, Ga.	AP, AFCA, FWAA, WCF, TSN
2005	Calvin Johnson, WR	Tyrone, Ga.	AFCA
2000	* Chris Brown, T	Augusta, Ga.	AP, AFCA, FWAA, FN
1999	* Joe Hamilton, QB	Alvin, S.C.	AP, AFCA, FWAA, FN, WC
1998	* Craig Page, C	Jupiter, Fla.	AP, FWAA, TSN
1992	Coleman Rudolph, DT	Valdosta, Ga.	WCF, SH, TSN
1992	Scott Sisson, K	Marietta, Ga.	WCF
1991	Marco Coleman, OLB	Dayton, Ohio	SH, FWAA
1990	Marco Coleman, OLB	Dayton, Ohio	SH
1990	* # Ken Swilling, FS	Toccoa, Ga.	AP, UPI, SH, AFCA, FWAA, WCF, TSN, FN
1986	John Davis, T	Ellijay, Ga.	SH
1985	John Davis, T	Ellijay, Ga.	TSN
1985	Pat Swilling, DE	Toccoa, Ga.	FWAA
1978	Don Bessillieu, DB	Decatur, Ga.	TSN
1977	Lucius Sanford, LB	Atlanta, Ga.	AFCA, TSN
1974	Randy Rhino, DB	Charlotte, N.C.	WCF
1973	* Randy Rhino, DB	Charlotte, N.C.	UPI, AFCA, WCF
1972	Randy Rhino, DB	Charlotte, N.C.	FWAA
1971	Smylie Gebhart, DE	Meridian, Miss.	AP
1970	* Rock Perdoni, DT	Wellesley, Mass.	AP, UPI, AFCA, FWAA, TSN, Central Press, WCF
1966	* Jim Breland, C	Blacksburg, Va.	AP, UPI, NEA, AFCA, Central Press
1966	Lenny Snow, TB	Daytona Beach, Fla.	FWAA
1964	Gerry Bussell, DB	Jacksonville, Fla.	TSN
1963	Billy Lothridge, QB	Gainesville, Ga.	AP, FWAA
1963	Billy Martin, E	Gainesville, Ga.	NEA, TSN
1962	Rufus Guthrie, G	Atlanta, Ga.	AFCA, FWAA
1959	* Maxie Baughan, C	Bessemer, Ala.	AP, UPI, AFCA, TSN
1957	Don Stephenson, C	Bessemer, Ala.	UPI, TSN
1956	Allen Ecker, G		NYDN
1956	Don Stephenson, C	Bessemer, Ala.	FWAA
1953	Larry Morris, C	Decatur, Ga.	AP, UP, AA, Colliers, TSN
1952	Pete Brown, OC	Rossville, Ga.	AP
1952	Leon Hardeman, HB	Lafayette, Ga.	INS, AA, TSN
1952	Buck Martin, E	Haleyville, Ala.	Colliers
1952	* Hal Miller, OT	Kingsport, Tenn.	UP, NEA, TSN, FWAA
1952	Bobby Moorhead, DB	Miami, Fla.	AP, INS
1952	George Morris, LB	Vicksburg, Miss.	NEA, FWAA
1951	Ray Beck, G	Cedartown, Ga.	AP-D, NEA-D, FWAA, Colliers
1951	Lamar Wheat, DT	Chattanooga, Tenn.	INS
1948	George Brodnax, E	Atlanta, Ga.	Colliers
1948	Bill Healy, DG		NEA, INS, TSN, FWAA
1947	* Bobby Davis, T	Columbus, Ga.	INS, UP, NEA, AFCA, Colliers, TSN, FWAA
1946	* Paul Duke, C	Atlanta, Ga.	AP, UP, NEA, Colliers, AA, AFCA, WCF
1944	* Phil Tinsley, E	Bessemer, Ala.	INS, AP, NEA, WCF, AA, Colliers, FN, TSN
1943	John Steber, G		INS, AP, AA, WCF
1942	Harvey Hardy, G	Marion, Ala.	INS, UP, NEA, Newsweek
1939	Robert L. Ison, E	Atlanta, Ga.	Hearst
1928	Warner Mizell, HB		INS, NANA
1928	Peter Pund, C	Augusta, Ga.	INS, WCF, AA, Colliers, UP, NEA
1928	Frank Speer, T	Atlanta, Ga.	AP
1920	* Bill Fincher, E		WCF
1918	* Bill Fincher, E		Menke
1918	* A.M. (Bum) Day, C		WCF
1918	* Joe Guyon, T-HB	White Earth, Minn.	Menke
1917	Walker Carpenter, T	Newnan, Ga.	Menke
1917	* Everett Strupper, HB		Menke, NEA

ALL-AMERICA TEAMS

*	Consensus All-America	NANA	North American Newspaper Alliance
#	Unanimous All-America	NEA	Newspaper Enterprise Association
AA	All-America Board	NYDN	New York Daily News
AFCA	Football Coaches	PFW	Pro Football Weekly
AP	Associated Press	Rivals	Rivals.com
CBS	CBS Sports	SH	Scripps-Howard News Service
CFN	College Football News	SI	Sports Illustrated
FD	Football Digest	TSN	The Sporting News
FN	Football News	UP/UIP	United Press/International
FWAA	Football Writers Association	USAT	USA TODAY
INS	International News Service	WCF	Walter Camp Foundation
Menke	Frank Menke Syndicate		



■ Everett Strupper was one of six Georgia Tech All-Americans in 1917.

GEORGIA TECH ALL-AMERICANS

YEAR	PLAYER, POS.	ALL-AMERICA
1916	George "Pup" Phillips, C	WCF (3rd)
1917	Walker "Big Six" Carpenter, T	Menke (1st), WCF (unknown)
	Joe Guyon, HB	NEA (2nd), WCF (unknown)
	Judy Harlan, FB	WCF (unknown)
	Albert "Buster" Hill, QB	INS (2nd), WCF (unknown)
	George "Pup" Phillips, C	WCF (unknown)
	Everett Strupper, HB*	Menke (1st), NEA (1st), INS (2nd), WCF (unknown)
1918	Ashel "Bum" Day, C*	WCF (1st)
	Bill Fincher, E*	Menke (1st), WCF (2nd)
	Ralph "Buck" Flowers, FB	WCF (2nd)
	Joe Guyon, HB*	Menke (1st)
1920	Bill Fincher, E*	WCF (1st)
	Ralph "Buck" Flowers, FB	INS (3rd)
1921	David "Red" Barron, FB	WCF (3rd), INS (3rd)
	Judy Harlan, FB	Football World (3rd), NEA (3rd)
1922	David "Red" Barron, FB	WCF (2nd), Menke (2nd)
1924	Walter Godwin, G	INS (3rd)
	Doug Wycoff, FB	INS (2nd)
1925	Walter Godwin, G	Grantland Rice (2nd)
	Doug Wycoff, FB	UP (2nd), INS (3rd)
1928	Roy "Father" Lumpkin, FB	NEA (3rd)
	Warner Mizell, HB	NANA (1st), INS (1st), AP (2nd), UP (2nd), Central Press (2nd), NEA (2nd), AA Board (3rd)
	Peter Pund, C*	Grantland Rice (1st), AA Board (1st), UP (1st), NEA (1st), INS (1st), NANA (2nd), Central Press (2nd), AP (3rd)
	Frank Speer, T	AP (1st)
1930	Vance Maree	INS (3rd)
1937	Bill Jordan, E	AP (2nd), INS (2nd), NEA (3rd)
1938	Jack Chivington, G	Hearst (2nd)
1939	Bob Ison, E	Hearst (1st), Central Press (3rd), NEA (3rd)
1940	Bob Ison, E	UP (3rd)
1942	Clint Castleberry, RB	UP (2nd), INS (2nd), NEA (2nd), AP (3rd), TSN (3rd)
	Harvey Hardy, G*	UP (1st), INS (1st), NEA (1st), Central Press (1st), Newsweek (1st), AP (2nd)
	Ed Ryckley, G	Football News (2nd)
1943	George Manning, C	TSN (2nd)
	Eddie Prokop, HB	AP (2nd), UP (2nd), TSN (2nd), INS (2nd), Central Press (2nd), FD (2nd)
	John Steber, G	AP (1st), AA Board (1st), INS (1st), UP (2nd), TSN (2nd)
1944	Phil Tinsley, E*	AA Board (1st), TSN (1st), AP (1st), INS (1st), NEA (1st), WCF (1st), FN (1st), Central Press (1st), Grantland Rice (1st), UP (2nd), FWAA (2nd), FD (2nd)
	Frank Broyles, HB	FWAA (2nd)
1946	Paul Duke, C*	AP (1st), UP (1st), NEA (1st), WCF (1st), Colliers (1st), AA Board (1st), AFCA (1st), FWAA (2nd)
	Bobby Davis, T	FWAA (3rd)

HISTORY

ALL-AMERICANS



■ Randy Rhino is the only three-time All-American in Georgia Tech history.

YEAR	PLAYER, POS.	ALL-AMERICA
1947	Bobby Davis, T *	INS (1st), UP (1st), AFCA (1st), Colliers (1st), FWAA (1st), TSN (1st), NEA (1st) FWAA (3rd)
	Bill Healy, DG	Colliers (1st)
1948	George Brodnax, E	NEA (1st), INS (1st), TSN (1st), FWAA (1st)
	Bill Healy, DG	AP (1st), NEA (1st), FWAA (1st), Colliers (1st)
1951	Ray Beck, G	INS (1st)
	Lamar Wheat, DT	AP (1st), NEA (2nd)
1952	Pete Brown, C	INS (1st), AA Board (1st), TSN (1st), NEA (2nd), UP (2nd)
	Leon Hardeman, HB	Colliers (1st)
	Buck Martin, E	UP (1st), NEA (1st), TSN (1st), FWAA (1st)
	Hal Miller, OT *	AP (1st), INS (1st)
	Bobby Moorhead, DB	NEA (1st), FWAA (1st), AP (2nd)
	George Morris, LB	AP (1st), UP (1st), AA Board (1st), Colliers (1st), TSN (1st), INS (2nd)
1953	Larry Morris, C *	UP (3rd)
	Franklin Brooks, G	NYDN (1st), INS (2nd), UP (2nd)
1956	Allen Ecker, G	FWAA (1st), AP (2nd), UP (3rd)
	Don Stephenson, C	UPI (1st), TSN (1st)
1957	Don Stephenson, C	AP (1st), UPI (1st), AFCA (1st), FN (1st), TSN (1st)
1959	Maxie Baughan, C *	TSN (3rd)
1961	Rufus Guthrie, G	AFCA (1st), FWAA (1st), FN (1st), NEA (2nd), AP (2nd), UPI (2nd)
1962	Rufus Guthrie, G	UPI (3rd)
	Billy Lothridge, QB	NEA (3rd)
	Mike McNames, FB	UPI (3rd)
	Dave Watson, G	AP (1st), FWAA (1st), UPI (2nd)
1963	Billy Lothridge, QB	NEA (1st), TSN (1st), UPI (2nd)
	Billy Martin, E	TSN (1st)
1964	Gerry Bussell, DB	AFCA (2nd)
	Bill Curry, C	FWAA (1st), FN (2nd)
1966	Lenny Snow, TB	AP (1st), UPI (1st), NEA (1st), AFCA (1st), FN (1st), Central Press (1st)
	Jim Breland, C *	AP (3rd)
1969	Rock Perdoni, DT	AP (1st), UPI (1st), AFCA (1st), WCF (1st), FWAA (1st), TSN (1st), Central Press (1st)
1970	Rock Perdoni, DT *	AP (1st)
	Smylie Gebhart, DE	FWAA (1st), AP (2nd)
1972	Randy Rhino, DB	UPI (1st), AFCA (1st), WCF (1st)
1973	Randy Rhino, DB *	WCF (1st), AP (2nd), UPI (2nd)
1974	Randy Rhino, DB	AP (3rd)
1975	Leo Tierney, C	UPI (2nd), AP (3rd)
1976	Leo Tierney, C	AFCA (1st), TSN (1st), AP (2nd)
1977	Lucius Sanford, LB	TSN (1st)
1978	Don Bessilieu, DB	AP (2nd), UPI (2nd)
	Eddie Lee Ivery, RB	FN (3rd)
1984	Robert Lavette, RB	TSN (1st), FN (2nd)
1985	John Davis, OL	FWAA (1st), FN (3rd)
	Pat Swilling, OLB	SH (1st), UPI (2nd)
1986	John Davis, OL	AP (3rd)
1989	Ken Swilling, FS	



■ In 2014, Shaq Mason became Tech's first first-team All-American in five years.

YEAR	PLAYER, POS.	ALL-AMERICA
1990	Marco Coleman, OLB	SH (1st)
	Ken Swilling, FS * #	AP (1st), UPI (1st), WCF (1st), AFCA (1st), FWAA (1st), TSN (1st), FN (1st)
1991	Willie Clay, CB	AP (2nd), UPI (2nd), TSN (2nd), FN (2nd)
	Marco Coleman, OLB	FWAA (1st), SH (1st), AP (2nd), UPI (2nd), FN (2nd), TSN (2nd)
1992	Coleman Rudolph, DT	WCF (1st), TSN (1st), SH (1st), AP (2nd), FN (2nd)
	Scott Sisson, K	WCF (1st), AP (2nd), TSN (2nd), FN (2nd)
1994	Jason Bender, P	AP (3rd), College Sports Magazine (3rd)
1996	Curtis McGee, T	FN (3rd)
1997	Rodney Williams, P	FN (3rd)
1998	Craig Page, C *	AP (1st), FWAA (1st), TSN (1st), FN (2nd)
1999	Joe Hamilton, QB *	AP (1st), FWAA (1st), FN (1st), AFCA (1st), WCF (1st), TSN (2nd)
	Jon Carman, T	TSN (2nd), AP (3rd), FN (3rd)
2000	Chris Brown, T *	AP (1st), FWAA (1st), AFCA (1st), FN (1st), TSN (2nd)
2001	Greg Gathers, DE	FN (2nd), TSN (2nd)
2005	Calvin Johnson, WR	AFCA (1st), AP (2nd), WCF (2nd)
2006	Calvin Johnson, WR * #	AFCA (1st), AP (1st), WCF (1st), FWAA (1st), TSN (1st)
	Durant Brooks, P	AP (2nd), WCF (2nd)
	Philip Wheeler, LB	Rivals (2nd)
2007	Durant Brooks, P	Rivals (1st), SI.com (1st), ESPN.com (1st), CFN (1st), PFW (1st), AP (2nd), WCF (2nd)
	Vance Walker, DT	AP (3rd), Rivals (3rd)
2008	Morgan Burnett, S	Rivals (2nd), SI (2nd), TSN (2nd)
	Michael Johnson, DE	AFCA (1st)
2009	Cord Howard, OL	CBS (2nd), Rivals (3rd)
	Derrick Morgan, DE	AP (1st), AFCA (1st), PFW (1st), WCF (2nd), SI (2nd), TSN (2nd), CBS (2nd), Rivals (2nd)
	Demaryius Thomas, WR	AP (3rd), Rivals (3rd)
2011	Omoregie Uzzi, OL	SI.com (2nd), Rivals (3rd)
2012	Omoregie Uzzi, OL	CBSSports.com (3rd)
2013	Jeremiah Attaochu, DE	AP (3rd), CBSSports.com (3rd)
2014	Shaquille Mason, OG	USA TODAY (1st), SI (2nd), FWAA (2nd), Phil Steele (2nd), AP (3rd)

HONORS & AWARDS

NATIONAL AWARDS

BILETNIKOFF AWARD

RECEIVER

- 1998 Dez White (Semifinalist)
- 1999 Dez White (Semifinalist)
- 2005 Calvin Johnson (Semifinalist)
- 2006 Calvin Johnson (Winner)
- 2009 Demaryius Thomas (Semifinalist)

BROYLES AWARD

ASSISTANT COACH

- 1998 Ralph Friedgen (Finalist)
- 1999 Ralph Friedgen (Winner)

BURLSWORTH TROPHY

TOP FORMER WALK-ON

- 2010 Sean Bedford (Winner)

BUTKUS AWARD

LINEBACKER

- 1991 Marco Coleman (Finalist)

BEDNARIK AWARD

DEFENSE

- 2008 Vance Walker (Semifinalist)

DAVEY O'BRIEN AWARD

QUARTERBACK

- 1992 Shawn Jones (Finalist)
- 1999 Joe Hamilton (Winner)

DOAK WALKER AWARD

RUNNING BACK

- 2009 Jonathan Dwyer (Semifinalist)

DRADDY TROPHY

"ACADEMIC HEISMAN"

- 2008 Darryl Richard (Finalist)

JIM THORPE AWARD

DEFENSIVE BACK

- 1989 Ken Swilling (6th)
- 1990 Ken Swilling (Finalist/3rd)
- 1991 Willie Clay (Semifinalist)
- 2003 James Butler (Semifinalist)
- 2004 James Butler (Semifinalist)

JOHNNY UNITAS AWARD

SENIOR QUARTERBACK

- 1992 Shawn Jones (Finalist)
- 1999 Joe Hamilton (Finalist)

LOMBARDI AWARD

LINEMAN

- 1970 Rock Perdoni (Finalist)
- 1992 Coleman Rudolph (Semifinalist)

LOU GROZA AWARD

PLACEKICKER

- 1992 Scott Sisson (Finalist)
- 2000 Luke Manganet (Semifinalist)
- 2004 Travis Bell (Semifinalist)
- 2007 Travis Bell (Semifinalist)

HEISMAN TROPHY

VOTING

- 1942 Clint Castleberry, HB (3rd)
- 1943 Eddie Prokop, HB (5th)
- 1962 Billy Lothridge, QB (8th)
- 1963 Billy Lothridge, QB (2nd)
- 1966 Lenny Snow, TB (14th)
- 1978 Eddie Lee Ivery, TB (8th)
- 1999 Joe Hamilton, QB (2nd)
- 2006 Calvin Johnson, WR (10th)

LOWE'S SENIOR CLASS AWARD

- 2008 Darryl Richard (Finalist)
- 2010 Sean Bedford (Finalist)

MAXWELL AWARD

NATIONAL PLAYER

- 1999 Joe Hamilton, QB (Finalist)
- 2006 Calvin Johnson, WR (Semifinalist)

MOSI TATUPU AWARD

SPECIAL TEAMS

- 1997 Rodney Williams (Finalist)
- 1998 Rodney Williams (Finalist)
- 2001 Kelly Campbell (Finalist)

OUTLAND TROPHY

LINEMAN

- 1998 Craig Page, C (Finalist)

RAY GUY AWARD

PUNTER

- 2006 Durant Brooks (Finalist)
- 2007 Durant Brooks (Winner)

RIMINGTON TROPHY

CENTER

- 2003 Hugh Reilly, C (Finalist)

TED HENDRICKS AWARD

DEFENSIVE END

- 2009 Derrick Morgan (Finalist)

PRESEASON ALL-AMERICA

PLAYBOY MAGAZINE

- 1962 Dave Watson, G
- 1970 Rock Perdoni, DL
- 1974 Randy Rhino, DB
- 1976 Leo Tierney, C
- 1977 Lucius Sanford, LB
- 1987 Riccardo Ingram, DB
- 1991 Ken Swilling, DB
- Marco Coleman, OLB
- 2002 Dan Dyke, P (scholar-athlete)
- 2007 Durant Brooks, P

NATIONAL PLAYER OF THE WEEK

SPORTS ILLUSTRATED

- Oct. 8, 1966 – Kim King, QB vs. Tennessee
- Oct. 29, 1984– John Davis, T vs. Clemson
- Oct. 15, 1988 – Andre Thomas, DB vs. South Carolina
- Oct. 13, 1989 – Ken Swilling, DB vs. Clemson

AT&T

- Nov. 29, 2008 – Roddy Jones, RB vs. Georgia

ACADEMIC HONORS

ACADEMIC ALL-AMERICA

- 1952 Ed Gossage, G
- George Morris, LB
- Cecil Trainer, E
- 1954 John Hunsinger, FB
- 1955 Wade Mitchell, QB
- 1956 Allen Ecker, G
- 1966 Jim Breland, C
- W.J. Blane, LB
- Bill Eastman, DB
- 1967 Bill Eastman, DB
- 1980 Sheldon Fox, LB
- 1982 Ellis Gardner, T
- 1989 Stefen Scotton, FB (2nd)
- 1990 Stefen Scotton, FB (1st)
- 1999 Dan Dyke, P (1st)
- 2000 Dan Dyke, P (1st)
- 2001 Dan Dyke, P (1st)
- 2002 Dan Dyke, P (1st)
- 2007 Darryl Richard, DT (2nd)

ACADEMIC ALL-DISTRICT

- 1995 Grant Baynham, TE
- 1996 Grant Baynham, TE
- Dave Frakes, K
- 1997 Dave Frakes, K
- 1999 Dan Dyke, P
- 2000 Dan Dyke, P
- 2001 Dan Dyke, P
- 2002 Dan Dyke, P
- Jeremy Muires, DB
- 2003 Hal Higgins, P
- 2007 Darryl Richard, DT

ACADEMIC ALL-ACC

- 1980 Ellis Gardner, T
- Mark Schultz, C
- Mark Bradley, NG
- Sheldon Fox, LB
- 1981 Ellis Gardner, T
- Mark Sheffield, S
- 1982 Ellis Gardner, T
- Sam Kelly, DE
- Eddie Fortier, FB
- 1983 John Ivemeyer, T
- Rob Horton, LB
- Mike Martin, LB
- 1984 John Dewberry, QB
- Sam Bracken, G
- Paul Menegazzi, DB
- Chuck Easley, FB
- Tony Kepano, G

HISTORY

HONORS & AWARDS

1985 Sam Bracken, G
John Dewberry, QB
Chuck Easley, TB
Andy Hearn, C
John Ivemeyer, T

1986 Bart Jones, DB
Steve Mullen, DE
Cedric Stallworth, DB
Jim Stradley, C
Rick Strom, QB
Mitch Waters, T

1987 Steve Mullen, DE
Cedric Stallworth, DB
Rick Strom, QB

1989 Steve Mullen, DT
David Hicks, OLB
Stefen Scotton, FB

1990 Stefen Scotton, FB
Jay Martin, DB

1991 Jerrelle Williams, ILB

1992 Coleman Rudolph, DT

1994 Rodney Wilkerson, ILB

1995 Grant Baynham, TE
Dave Frakes, K

1996 Dave Frakes, K

1998 Felipe Claybrooks, DE
Mike Sheridan, SE
Kofi Smith, CB

1999 Dan Dyke, P
Travares Tillman, DB

2000 Felipe Claybrooks, DE
Dan Dyke, P
Jeremy Muires, DB

2001 Dan Dyke, P
George Godsey, QB
Jeremy Muires, DB
Kelley Rhino, SP

2002 Dan Dyke, P
Jeremy Muires, DB
Kelley Rhino, SP
Luke Manget, PK
Daryl Smith, LB

2003 James Butler, DB
Nate Curry, WR
P.J. Daniels, RB
John Paul Foschi, TE
Eric Henderson, DE
Hal Higgins, P
Chris Reis, DB
Gerris Wilkinson, DE

2004 Travis Bell, PK
James Butler, DB
Nate Curry, WR
P.J. Daniels, RB
Chris Reis, LB

2005 Travis Bell, PK
Chris Reis, LB
Kevin Tuminello, C

2006 Travis Bell, PK
Darryl Richard, DT
Kevin Tuminello, C

2007 Travis Bell, PK
Tashard Choice, RB
Colin Peek, TE
Kevin Tuminello, C

2008 Roddy Jones, RB
Darryl Richard, DT
Jaybo Shaw, QB
Cooper Taylor, S

2009 Roddy Jones, RB
Logan Walls, DT

2010 Scott Blair, K
Will Jackson, OG
Roddy Jones, RB
Logan Walls, DT

2011 Will Jackson, OG
Preston Lyons, RB
Jason Peters, DE
Logan Walls, DT

2012 Ray Beno, OT
Will Jackson, OG

2013 Ray Beno, OT
Trey Braun, OG
Harrison Butker, K

2014 Isaiah Johnson, S
Trevor Stroebel, LS

ACADEMIC ALL-SEC

1954 Bill Sennett, E
Wade Mitchell, QB

1955 Wade Mitchell, QB

1956 Allen Ecker, G
Wade Mitchell, QB
Dickie Mattison, FB

1957 Foster Watkins, G

1958 Floyd Faucette, HB

1959 Floyd Faucette, HB

1961 Larry Stallings, T

1962 Larry Stallings, T
Frank Sexton, E
Tom Ballard, T

ACADEMIC ALL-SEC

1954 Bill Sennett, E
Wade Mitchell, QB

1955 Wade Mitchell, QB

1956 Allen Ecker, G
Wade Mitchell, QB
Dickie Mattison, FB

1957 Foster Watkins, G

1958 Floyd Faucette, HB

1959 Floyd Faucette, HB

1961 Larry Stallings, T

1962 Larry Stallings, T
Frank Sexton, E
Tom Ballard, T



CoSIDA ACADEMIC ALL-AMERICA HALL OF FAME

WADE MITCHELL INDUCTED IN 1996

The Verizon Academic All-America Hall of Fame recognizes former Academic All-America student-athletes who graduated at least 10 years ago and have gone on to great success after athletics. Wade Mitchell became the first Georgia Tech graduate to be inducted in 1996. An Academic All-America in 1955, the former standout quarterback and safety went on to become a prominent Atlanta banking executive.

NCAA SILVER ANNIVERSARY AWARD

1980 Larry Morris (1955)
2000 Steve Raible (1975)

NCAA POSTGRADUATE SCHOLARS

1968 Bill Eastman
1975 James Robinson
1981 Sheldon Fox
1983 Ellis Gardner
1986 John Ivemeyer
2002 Dan Dyke

NATIONAL FOOTBALL FOUNDATION SCHOLARS

1968 Bill Eastman
1980 Sheldon Fox

JIM TATUM AWARD

ACC'S TOP SENIOR SCHOLAR-ATHLETE

2002 Jeremy Muires, FS
2008 Darryl Richard, DT

ACC POSTGRADUATE SCHOLARSHIP

1989 Cedric Stallworth
1996 Grant Baynham
1997 Dave Frakes
2002 Dan Dyke
2003 Hal Higgins
2004 Nate Curry
2013 Will Jackson
2015 Matt Connors

HONORS & AWARDS

SOUTHERN CONFERENCE

ALL-SOUTHERN (1902-1932)

- 1902 Jesse Thrash, T
- 1904 Lob Brown, T
- 1906 Lob Brown, E
- 1907 John Davis, T
- 1910 Pat Patterson, T
- 1911 Roy Goree, E
- 1914 Jim Senter, E
- 1915 Woch Fielder, B
Froggy Morrison, B
Jim Senter, E
- 1916 Tommy Spense, B
Everett Strupper, B
Walker Carpenter, T
Bob Lang, G
Pup Phillips, C
- 1917 Albert Hill, B
Everett Strupper, B
Joe Guyon, B
Shorty Guill, E
Bill Fincher, E
Walker Carpenter, T
Pup Phillips, C
- 1919 Judy Harlan, B
Buck Flowers, B
Red Barron, B
Albert Staton, E
Dummy LeBey, G
Pup Phillips, C
- 1920 Buck Flowers, B
Red Barron, B
John Staton, E
Bill Fincher, E
- 1921 Judy Harlan, B
Red Barron, B
Albert Staton, T
- 1922 Red Barron, B
Oscar Davis, G
Claire Frye, C
- 1923 Doug Wycoff, B
John Staton, E
- 1924 Doug Wycoff, B
Walter Godwin, G
- 1925 Doug Wycoff, B
Walter Godwin, G
Owen Poole, C
Mack Tharpe, T
- 1927 Stumpy Thomason, B
Peter Pund, C
Frank Speer, T
Ed Crowley, E
- 1928 Warner Mizell, B
Raleigh Drennon, G
Peter Pund, C
Frank Speer, T
Ken Thrash, T
Stumpy Thomason, B
Tom Jones, E
- 1930 Vance Maree, T
- 1932 Monk Neblett, C

SEC

ALL-SEC (1933-1963)

- 1933 Bob Tharpe, T (AP-1st)
Jimmy Stocum, E (AP-2nd)
Jack Phillips, FB (AP-2nd)
Clyde Williams, T (AP-3rd)
Dave Wilcox, G (AP-3rd)
- 1934 C.W. Williams, T (AP-2nd)
Shorty Roberts, B (AP-3rd)
- 1935 J.M. Fitzsimons, G (AP-1st)
Dutch Konemann, B (AP-3rd)
- 1936 Dutch Konemann, B (AP-1st)
J.M. Fitzsimons, G (AP-2nd)
- 1937 Bill Jordan, E (AP-1st)
Fletcher Simms, B (AP-1st)
Jack Chivington, C (AP-3rd)
Dutch Konemann, B (AP-3rd)
- 1938 J.L. Brooks, G (AP-1st)
Jack Chivington, C (AP-2nd)
- 1939 Bob Ison, E (AP-1st)
Howard Ector, B (AP-2nd)
Neil Cavette, G (AP-3rd)
Buck Murphy, B (AP-3rd)
- 1940 Bob Ison, E (AP-2nd)
Johnny Bosch, B (AP-3rd)
- 1941 Charles Sanders, T (AP-2nd)
George Webb, E (AP-2nd)
- 1942 Harvey Hardy, G (AP-1st)
Clint Castleberry, B (AP-1st)
George Manning, C (AP-2nd)
Jack Marshall, E (AP-3rd)
- 1943 Phil Tinsley, E (AP-1st)
John Steber, G (AP-1st)
Bill Chambers, T (AP-1st)
Eddie Prokop, B (AP-1st)
George Manning, C (AP-2nd)
Frank Beall, G (AP-2nd)
Walt Kilzer, E (AP-2nd)
Mickey Logan, B (AP-2nd)
Jim Wilson, E (AP-3rd)
W.N. Smith, T (AP-3rd)
Charley Hoover, G (AP-3rd)
Frank Broyles, B (AP-3rd)
- 1944 Phil Tinsley, E (AP-1st)
Frank Broyles, E (AP-1st)
Maurice Furchgott, G (AP-2nd)
Allen Bowen, B (AP-2nd)
Roland Phillips, G (AP-3rd)
George Mathews, B (AP-3rd)
- 1945 Bobby Davis, T
Paul Duke, C (AP-2nd)
George Mathews, B (AP-2nd)
George Hills, G (AP-3rd)
Walt Kilzer, E (AP-3rd)
- 1946 Bobby Davis, T (AP-1st)
Paul Duke, C (AP-1st)
Frank Broyles, B (AP-1st)
Bill Healy, G (AP-2nd)
Pat McHugh, B (AP-3rd)

- 1947 Bobby Davis, T (AP-1st)
Bill Healy, G (AP-1st)
Louis Hook, C (AP-3rd)
George Brodnax, E (AP-3rd)
Allen Bowen, B (AP-3rd)
- 1948 Bill Healy, G (AP-1st)
George Brodnax, E (AP-1st)
Frank Ziegler, B (AP-2nd)
Jim Vurgin, G (AP-3rd)
Clay Matthews, T (AP-3rd)
Bob McCoy, B (AP-3rd)
- 1949 Tom Coleman, T (AP-2nd)
Jimmy Jordan, B (AP-2nd)
Dick Harvin, E (AP-3rd)
- 1950 Bob Bossons, C (UPI-1st; AP-3rd)
John Weigle, E (UPI-2nd; AP-3rd)
Bobby North, B (AP-3rd)
- 1951 Lum Snyder, T (AP-1st)
Darrell Crawford, QB (AP-1st; UPI-1st)
Lamar Wheat, DT (AP-1st; UPI-1st)
Ray Beck, G (AP-1st; UPI-1st)
Buck Martin, E (AP-2nd; UPI-2nd)
George Morris, LB (AP-2nd)
Hal Miller, T (AP-3rd)
Leon Hardeman, HB (AP-3rd; UPI-2nd)
Larry Morris, LB (AP-3rd)
- 1952 Pete Brown, C (AP-1st; UPI-2nd)
Hal Miller, T (AP-1st; UPI-2nd)
Leon Hardeman, HB (AP-1st; UPI-1st)
Sam Hensley, DE (AP-1st)
Buck Martin, OE (AP-2nd; UPI-1st)
George Morris, LB (AP-1st; UPI-1st)
Larry Morris, LB (AP-1st; UPI-3rd)
Bobby Moorhead, DB (AP-1st)
Orville Vereen, G (AP-2nd; UPI-2nd)
Jake Shoemaker, OG (AP-2nd)
Ed Gossage G (AP-3rd; UPI-3rd)
Jeff Knox, E (AP-3rd)
Billy Teas, HB (AP-3rd)
Bob Sherman, DT (AP-3rd)
Charlie Brannon, DB (AP-3rd)
- 1953 Larry Morris, C (AP-1st; UPI-1st)
Glen Turner, B (AP-1st; UPI-2nd)
Bob Sherman, T (AP-2nd; UPI-3rd)
Leon Hardeman, B (AP-2nd; UPI-2nd)
Sam Hensley, E (AP-3rd; UPI-2nd)
Billy Teas, B (AP-3rd; UPI-2nd)
Glenn Turner, B (UPI-2nd)
Orville Vereen, G (UPI-2nd)
- 1954 Larry Morris, C (AP-2nd; UPI-1st)
Franklin Brooks, G (AP-1st; UPI-1st)
Henry Hair, E (AP-1st; UPI-1st)
Jimmy Thompson, B (AP-3rd; UPI-3rd)
- 1955 Franklin Brooks, G (AP-1st; UPI-1st)
Henry Hair, E (UPI-1st)
George Volkert, B (AP-2nd; UPI-3rd)
Jimmy Morris, C (UPI-2nd)
Carl Vereen, T (UPI-3rd)
Wade Mitchell (UPI-3rd)

HISTORY

HONORS & AWARDS

- 1956 Don Stephenson, C (AP-1st; UPI-1st)
Ken Owen, B (AP-1st; UPI-3rd)
Allen Ecker, G (AP-2nd; UPI-1st)
Paul Rotenberry, B (AP-2nd; UPI-2nd)
Carl Vereen, T (AP-3rd; UPI-2nd)
Tippy Vann, B (AP-3rd)
Jimmy Johnson, G (UPI-2nd)
Wade Mitchell, QB (UPI-3rd)
George Volkert, B (UPI-3rd)
- 1957 Don Stephenson, C (AP-1st; UPI-1st)
Jerry Nabors, E (AP-2nd; UPI-2nd)
- 1958 Gerald Burch, T (AP-3rd)
Maxie Baughan, C (AP-3rd)
Floyd Faucette, B (AP-3rd)
- 1959 Maxie Baughan, C (AP-1st; UPI-2nd)
Gerald Burch, T (UPI-2nd)
Toby Deese, C (AP-2nd)
Taz Anderson, B (AP-3rd)
Billy Shaw, T (UPI-3rd)
- 1960 Billy Shaw, T (AP-1st; UPI-1st)
Gerald Burch, T (AP-2nd; UPI-2nd)
Billy Williamson, B (AP-2nd; UPI-2nd)
Chick Graning, B (UPI-3rd)
Ed Nutting, T (UPI-3rd)
- 1961 Dave Watson, G (AP-1st; UPI-1st)
Harold Ericksen, G (AP-2nd)
Billy Williamson, B (AP-3rd; UPI-3rd)
Rufus Guthrie, G (UPI-2nd)
- 1962 Rufus Guthrie, G (AP-1st; UPI-1st)
Dave Watson, G (AP-3rd; UPI-1st)
Billy Lothridge, QB (AP-1st; UPI-1st)
Billy Martin, E (AP-2nd; UPI-1st)
Larry Stallings, G (AP-3rd)
Mike McNames, B (AP-3rd; UPI-3rd)
Ted Davis, E (UPI-3rd)
- 1963 Billy Lothridge, QB (AP-1st; UPI-1st)
Billy Martin, E (AP-1st; UPI-1st)
Dave Simmons, C (AP-2nd)
Ted Davis, E (UPI-3rd)

SEC COACH OF THE YEAR

- 1939 William Alexander (Nashville Banner)
- 1951 Bobby Dodd (AP)

INDEPENDENT

ALL-SOUTHERN INDEPENDENT (1968-78)

- 1968 John Sias, SE
Joel Stevenson, TE
Buck Shiver, LB
Billy Kinard, DB
- 1969 Rock Perdoni, DT
Jeff Ford, DB
John Riggle, LB
Joe Vitunic, OG
- 1970 Brent Cunningham, HB
Bill Flowers, LB
Jeff Ford, DB
Richard Gardner, OG
Rick Lantz, OT
Rock Perdoni, DT
- 1971 Rick Lantz, OT

FIRST-TEAM ALL-ACC SELECTIONS BY POSITION / YEAR

YEAR	ACC#	RB	QB	WR	TE	OL	DL	LB	DB	P	K	SP	TOTAL
1982	8	1	-	-	-	-	-	-	-	-	-	-	1
1983	8	-	-	-	-	-	-	-	-	-	-	-	0
1984	8	1	1	-	1	1	-	-	-	-	-	-	4
1985	8	-	-	-	-	-	1	1	1	-	-	-	3
1986	8	-	-	-	-	1	1	-	1	-	-	-	3
1987	8	-	-	-	-	-	-	-	-	-	-	-	0
1988	8	-	-	-	-	-	-	1	1	-	-	-	2
1989	8	1	-	-	-	-	-	1	1	-	-	-	3
1990	8	-	-	-	-	1	-	2	2	-	-	-	5
1991	9	-	-	-	-	1	1	1	1	-	-	-	4
1992	9	-	-	-	-	-	1	-	-	-	1	-	2
1993	9	1	-	-	-	-	-	-	-	-	-	-	1
1994	9	-	-	1	-	-	-	-	-	-	-	-	1
1995	9	-	-	-	-	-	-	-	-	-	-	-	0
1996	9	-	-	1	-	1	-	-	-	-	-	-	2
1997	9	-	-	-	-	-	-	-	-	1	-	-	1
1998	9	-	1	-	-	1	-	-	-	1	-	-	3
1999	9	-	1	1	-	1	-	-	-	-	-	-	3
2000	9	-	-	-	-	2	1	-	-	-	1	-	4
2001	9	1	-	1	-	1	1	-	-	-	1	1	6
2002	9	-	-	-	-	-	-	-	1	-	-	-	1
2003	9	1	-	-	-	1	1	1	1	-	-	-	5
2004	11	-	-	1	-	-	-	-	1	-	-	-	2
2005	12	-	-	1	-	-	-	-	-	-	-	-	1
2006	12	-	-	1	-	-	1	-	1	1	-	-	4
2007	12	1	-	-	-	1	1	-	-	1	1	-	5
2008	12	1	-	-	-	1	2	-	-	-	-	-	4
2009	12	1	1	1	-	2	1	-	-	-	-	-	6
2010	12	1	-	-	-	1	-	-	-	-	-	-	2
2011	12	-	-	-	-	1	-	-	-	-	-	-	1
2012	12	-	-	-	-	1	-	-	-	-	-	-	1
2013	14	-	-	-	-	1	1	-	-	-	-	-	2
2014	14	-	-	-	-	-	-	-	-	-	-	-	0
TOTAL		10	4	8	1	19	13	7	11	4	4	1	82

ACC# denotes number of teams competing in the ACC that particular season

ACC

ALL-ACC

- 1982 Robert Lavette, TB
- 1984 John Dewberry, QB
Tony Kepano, G (AP)
Robert Lavette, TB
Ken Whisenhunt, TE
- 1985 Cleve Pounds, DB
Ted Roof, LB
Pat Swilling, DE
- 1986 Kyle Ambrose, DT
John Davis, C
Riccardo Ingram, DB
- 1988 Cedric Stallworth, DB
Willis Crockett, LB
- 1989 Jerry Mays, RB (AP – 1st, UPI – 1st)
Eric Thomas, LB (AP – 1st, UPI – 1st)
Ken Swilling, DB (AP – 1st, UPI – 1st)
Darryl Jenkins, T (AP – 2nd)
Willie Burks, DT (AP – 2nd)
- 1990 Ken Swilling, FS (1st)
Calvin Tiggie, ILB (1st)
Willie Clay, CB (1st)
Joe Siffri, G (1st)
Marco Coleman, OLB (1st)
Tom Covington, TE (2nd)
Emmett Merchant, WR (2nd)
Jeremiah McClary, DT (2nd)

- Shawn Jones, QB (2nd)
Darryl Jenkins, T (2nd)
- 1991 Willie Clay, CB (1st)
Marco Coleman, OLB (1st)
Mike Mooney, T (1st)
Coleman Rudolph, DT (1st)
Shawn Jones, QB (2nd)
Greg Lester, FL (2nd)
Jerrelle Williams, ILB (2nd)
- 1992 Coleman Rudolph, DT (1st)
Scott Sisson, K (1st)
- 1993 Dorsey Levens, RB (1st)
Jamal Cox, ILB (2nd)
William Bell, RB (3rd)
Brian Bravy, G (3rd)
Michael Cheever, C (3rd)
- 1994 Jason Bender, FL (1st)
Jamal Cox, ILB (2nd)
Brian Bravy, G (2nd)
Lethon Flowers, CB (2nd)
- 1995 Michael Cheever, C (2nd)
Al Jackson, NG (2nd)
Nathan Perryman, CB (2nd)
Ron Rogers, ILB (2nd)
C.J. Williams, TB (2nd)
- 1996 Curtis McGee, T (1st)
Harvey Middleton, FL (1st)
Nathan Perryman, CB (2nd)

HONORS & AWARDS

1997	Rodney Williams, P (1st) Keith Brooking, LB (2nd) Ken Celaj, T (2nd) Ralph Hughes, DE (2nd)		Reggie Ball, QB (hm) Andrew Gardner, OT (hm) KaMichael Hall, LB (hm)	
1998	Joe Hamilton, QB (1st) Craig Page, C (1st) Rodney Williams, P (1st) Jason Burks, G (2nd) Charlie Rogers, SP (2nd) Jesse Tarplin, DE (2nd) Travares Tillman, FS (2nd) Dez White, SE (2nd)		2007	Travis Bell, PK (1st) Durant Brooks, P (1st) Tashard Choice, RB (1st) Andrew Gardner, OT (1st) Vance Walker, DT (1st) Darrell Robertson, DE (2nd) Kevin Tuminello, C (2nd) Philip Wheeler, LB (2nd) Jamal Lewis, S (hm)
1999	Joe Hamilton, QB (1st) Jon Carman, T (1st) Kelly Campbell, FL (1st) Jason Burks, G (2nd) Travares Tillman, FS (2nd) Dez White, SE (2nd)		2008	Jonathan Dwyer, RB (1st) Andrew Gardner, OT (1st) Michael Johnson, DE (1st) Vance Walker, DT (1st) Morgan Burnett, S (2nd) Cord Howard, OL (2nd) Darryl Richard, DT (2nd) Derrick Morgan, DE (hm)
2000	Chris Brown, T (1st) Greg Gathers, DE (1st) Brent Key, G (1st) Luke Manget, PK (1st) Kelly Campbell, WR/SP (2nd) George Godsey, QB (2nd) Jeremy Muires, DB (2nd) Nick Rogers, DE (2nd)		2009	Sean Bedford, OL (1st) Jonathan Dwyer, RB (1st) Cord Howard, OL (1st) Derrick Morgan, DE (1st) Joshua Nesbitt, QB (1st) Demaryius Thomas, WR (1st) Morgan Burnett, S (2nd) Brad Jefferson, LB (hm)
2001	Joe Burns, RB (1st) Kelly Campbell, WR (1st) Nat Dorsey, T (1st) Greg Gathers, DE (1st) Luke Manget, PK (1st) Kelley Rhino, SP (1st) Jeremy Muires, DB (2nd) Nick Rogers, DE (2nd)		2010	Anthony Allen, RB (1st) Sean Bedford, C (1st) Omoregie Uzzi, G (2nd)
2002	Jeremy Muires, DB (1st) Nat Dorsey, T (2nd) Luke Manget, PK (2nd) Kerry Watkins, WR (2nd) Recardo Wimbush, LB (2nd)		2011	Omoregie Uzzi, G (1st) Julian Burnett, LB (2nd) Jeremiah Attaochu, LB (hm) Rod Sweeting, CB (hm)
2003	James Butler, FS (1st) P.J. Daniels, RB (1st) Keyaron Fox, LB (1st) Eric Henderson, DE (1st) Hugh Reilly, C (1st) Jonathan Smith, WR (2nd)		2012	Omoregie Uzzi, G (1st – M,C) Jeremiah Attaochu, LB (hm – M,C) T.J. Barnes, DT (hm – C) Jay Finch, C (hm – M,C) Jamal Golden, SP (hm – C) Will Jackson, OL (hm – M) Orwin Smith, RB (hm – M,C)
2004	James Butler, FS (1st) Calvin Johnson, WR (1st) Travis Bell, PK (2nd) Eric Henderson, DE (2nd) Gerris Wilkinson, LB (2nd) Chris Reis, LB (hm)		2013	Shaquille Mason, G (1st – M; 3rd – C) Jeremiah Attaochu, DE (1st – C; 2nd – M) Robert Godhigh, RB (hm – M) Will Jackson, OL (hm – M) David Sims, RB (hm – M, C)
2005	Calvin Johnson, WR (1st) P.J. Daniels, RB (2nd) Eric Henderson, DE (2nd) Dawan Landry, FS (2nd) Gerris Wilkinson, LB (2nd) Brad Honeycutt, OT (hm)		2014	Adam Gotsis, DL (2nd – M, C) Zach Laskey, BB (2nd – M, C) Shaquille Mason, OG (2nd – M, C) Quayshawn Nealy, LB (2nd – C, 3rd – M) DeAndre Smelter, WR (2nd – C, 3rd – M) Justin Thomas, QB (2nd – C, 3rd – M) Jamal Golden, DB (3rd – M, C) Freddie Burden, C (hm – M) Bryan Chamberlain, OT (hm – M) P.J. Davis, LB (hm – M) Synjyn Days, BB (hm – M, C) KeShun Freeman, DE (hm – M) Jamal Golden, RET (hm – M) D.J. White, DB (hm – M)
2006	Joe Anoai, DT (1st) Durant Brooks, P (1st) Calvin Johnson, WR (1st) Jamal Lewis, S (1st) Tashard Choice, RB (2nd) Adamm Oliver, DE (2nd) Philip Wheeler, LB (2nd)			

M – Media, C – Coaches

ACC PLAYERS OF THE WEEK

2004		
9/13	Rookie	Calvin Johnson
10/11	Defensive Lineman	Eric Henderson
10/18	Rookie	Calvin Johnson
11/8	Rookie	Rashaun Grant
	Defensive Back	Reuben Houston
11/15	Rookie	Calvin Johnson
11/22	Rookie	Calvin Johnson
2005		
9/6	Offensive Lineman	Brad Honeycutt
9/12	Offensive Back	Reggie Ball
10/31	Defensive Lineman	Eric Henderson
11/21	Defensive Back	KaMichael Hall
	Specialist	Ben Arndt
2006		
9/11	Defensive Back	Jamal Lewis
9/25	Offensive Back	Calvin Johnson
10/2	Offensive Back	Calvin Johnson
	Defensive Lineman	Philip Wheeler
10/9	Defensive Back	KaMichael Hall
10/30	Defensive Lineman	Philip Wheeler
	Specialist	Durant Brooks
11/6	Offensive Back	Calvin Johnson
11/20	Specialist	Durant Brooks
2007		
9/4	Offensive Lineman	Andrew Gardner
	Specialist	Travis Bell
9/10	Rookie	Jonathan Dwyer
10/1	Offensive Lineman	Kevin Tuminello
10/15	Offensive Back	Tashard Choice
	Offensive Lineman	Andrew Gardner
11/19	Specialist	Durant Brooks
2008		
9/1	Offensive Lineman	Andrew Gardner
9/8	Defensive Lineman	Darryl Richard
9/22	Offensive Lineman	Andrew Gardner
10/6	Rookie	Jaybo Shaw
10/13	Defensive Lineman	Derrick Morgan
11/3	Defensive Lineman	Michael Johnson
12/1	Offensive Back	Roddy Jones
2009		
9/12	Defensive Lineman	Derrick Morgan
9/12	Specialist	Scott Blair
9/26	Offensive Lineman	Sean Bedford
	Defensive Back	Morgan Burnett
10/3	Defensive Lineman	Brad Jefferson
10/10	Offensive Lineman	Cord Howard
10/17	Offensive Lineman	Sean Bedford
11/14	Offensive Lineman	Cord Howard
	Defensive Lineman	Ben Anderson
2010		
9/7	Offensive Lineman	Sean Bedford
9/20	Defensive Lineman	Izaak Cross
	Specialist	Scott Blair
10/4	Specialist	Scott Blair
10/10	Offensive Back	Anthony Allen
11/22	Defensive Back	Mario Butler

HONORS & AWARDS

2011

9/6	Receiver	Stephen Hill
9/19	Offensive Lineman	Omoregie Uzzi
9/26	Offensive Lineman	Omoregie Uzzi
	Linebacker	Jeremiah Attaochu
	Defensive Back	Isaiah Johnson
10/3	Specialist	Justin Moore
10/17	Defensive Back	Rod Sweeting
10/31	Defensive Back	Jemea Thomas

2012

9/17	Offensive Lineman	Will Jackson
11/5	Linebacker	Jeremiah Attaochu
11/12	Linebacker	Quayshawn Nealy
	Specialist	Jamal Golden

2013

9/16	Offensive Back	Vad Lee
	Offensive Lineman	Shaquille Mason
9/23	Offensive Lineman	Shaquille Mason
10/21	Linebacker	Quayshawn Nealy
10/28	Defensive Back	Jemea Thomas
11/4	Defensive Back	Jemea Thomas
11/30	Defensive Lineman	Jeremiah Attaochu

2014

9/22	Offensive Back	Justin Thomas
	Linebacker	P.J. Davis
10/6	Offensive Lineman	Shaquille Mason
10/27	Defensive Back	Isaiah Johnson
11/3	Defensive Lineman	KeShun Freeman
11/10	Offensive Back	Synjyn Days
	Offensive Lineman	Shaquille Mason
	Linebacker	Quayshawn Nealy
11/17	Receiver	DeAndre Smelter
	Linebacker	P.J. Davis
12/1	Co-Offensive Lineman	Shaquille Mason
	Defensive Back	D.J. White

ACC PLAYER OF THE YEAR

1999	Joe Hamilton, QB
2006	Calvin Johnson, WR
2008	Jonathan Dwyer, RB

ACC OFFENSIVE PLAYER OF THE YEAR

2008	Jonathan Dwyer, RB
------	--------------------

ACC DEFENSIVE PLAYER OF THE YEAR

2009	Derrick Morgan, DE
------	--------------------

ACC ROOKIE OF THE YEAR

1983	Cory Collier, TB
1985	Jerry Mays, TB
1989	Shawn Jones, QB
1991	Jimmy Lincoln, RB
2003	Reggie Ball, QB
2004	Calvin Johnson, WR

ACC COACH OF THE YEAR

1985	Bill Curry
1990	Bobby Ross
1998	George O'Leary
2000	George O'Leary
2008	Paul Johnson
2009	Paul Johnson
2014	Paul Johnson (M, C)

JACOBS BLOCKING TROPHY

1998	Craig Page, C
------	---------------

BRIAN PICCOLO AWARD

ACC'S MOST COURAGEOUS PLAYER

1989	Jerry Mays, RB
2000	Ed Wilder, FB
2013	Robert Godhigh, RB

ANTHONY J. MCKEVLIN AWARD

ACC MALE ATHLETE OF THE YEAR

1987	Riccardo Ingram
2000	Joe Hamilton

ACC 50th ANNIVERSARY TEAM

SELECTED IN 2002

Marco Coleman, OLB
Joe Hamilton, QB
Ken Swilling, DB

TWO-TIME FIRST-TEAM ALL-ACC

Robert Lavette	1982, 1984
Ken Swilling	1989, 1990
Willie Clay	1990, 1991
Coleman Rudolph	1991, 1992
Rodney Williams	1997, 1998
Joe Hamilton	1998, 1999
Kelly Campbell	1999, 2001
Greg Gathers	2000, 2001
Luke Manget	2000, 2001
James Butler	2003, 2004
Durant Brooks	2006, 2007
Andrew Gardner	2007, 2008
Vance Walker	2007, 2008
Jonathan Dwyer	2008, 2009
Sean Bedford	2009, 2010
Omoregie Uzzi	2011, 2012

THREE-TIME FIRST-TEAM ALL-ACC

Marco Coleman	1990, 1991, 1992
Calvin Johnson	2004, 2005, 2006

ALL-STAR GAMES

SENIOR BOWL

MOBILE, ALA.

1951	Bob Bosssons, C
1952	Ray Beck, G
	Ken Snyder, T
	Lamar Wheat, T
1954	Dave Davis, E
	Glenn Turner, B
1955	Bill Sennett, E
1957	Wade Mitchell, QB
	George Volkert, B
1958	Jerry Nabors, E
1961	Taz Anderson, B
	Gerald Burch, E
	Billy Shaw, T
1963	Rufus Guthrie, G
	Larry Stallings, G
1964	Ted Davis, C
	Billy Lothridge, B
	Billy Martin, E
1965	Bill Curry, C
1975	Jimmy Robinson, WR
1978	Lucius Sanford, LB
1979	Don Bessillieu, DB
	Kent Hill, OL
1982	Mike Kelley, QB
1985	Robert Lavette, RB
1986	Pat Swilling, DE
	Mike Travis, DB
1990	Darryl Jenkins, T
1991	Ken Swilling, DB
	Willie Clay, DB
	Mike Mooney, T
1992	Coleman Rudolph, DT
1994	Jamal Cox, ILB
1995	Michael Cheever, C
	Ryan Stewart, SS
1996	Nathan Perryman, CB
1997	Keith Brooking, LB
1999	Joe Hamilton, QB
2000	Chris Brown, T
2001	Kelly Campbell, WR
2003	Keyaron Fox, LB
	Daryl Smith, LB
2004	James Butler, FS
2005	Gerris Wilkinson, LB
2006	Mansfield Wrotto, T
2007	Durant Brooks, P
	Tashard Choice, RB
	Gary Guyton, LB
	Darrell Robertson, DE
	Philip Wheeler, LB
2008	Michael Johnson, DE
	Vance Walker, DT
2010	Anthony Allen, RB
2013	Jeremiah Attaochu, DE
	Jemea Thomas, DB
2014	Shaquille Mason, OG
	Darren Waller, WR

ALL-STAR GAMES

BLUE-GRAY GAME MONTGOMERY, ALA.

- 1945 Paul Duke, C
- 1948 George Brodnax, E
- 1962 Mike McNames, FB
Bobby Caldwell, C
Ed Griffin, T
- 1970 Richard Gardner, G
Bubba Hoats, DB
- 1972 Rick Lantz, T
Brad Bourne, T
- 1974 Jimmy Robinson, WR
Billy Shields, T
Joe Harris, LB
Randy Rhino, DB
- 1975 Rick Gibney, T
- 1979 Henry Johnson, LB
Al Richardson, LB
- 1980 Ben Utt, G
- 1981 Mike Kelley, QB
- 1982 David Lutz, T
- 1986 Reginald Rutland, DB
Gary Lee, WR
John Davis, G
- 1987 Rick Strom, QB
Paul Jurgensen, DE
- 1989 Sean Smith, DT
- 1992 Shawn Jones, QB
- 1993 Dorsey Levens, RB
- 1994 Jamal Cox, ILB

HULA BOWL HONOLULU / MAUI, HAWAII

- 1955 Larry Morris, C
- 1958 Don Stephenson, C
- 1960 Maxie Baughan, C
- 1963 Dave Watson, G
- 1971 Renso Perdoni, T
- 1972 Smylie Gebhart, DE
Jeff Ford, DB
- 1975 Randy Rhino, DB
- 1979 Eddie Lee Ivery, RB
- 1984 Jack Westbrook, DB
- 1985 Robert Lavette, RB
- 1988 Willis Crockett, LB
- 1991 Ken Swilling, DB
- 1993 Dorsey Levens, RB
- 1997 Harvey Middleton, SE
- 2003 Hugh Reilly, C
- 2005 P.J. Daniels, RB
Damarius Bilbo, WR

GRIDIRON CLASSIC ORLANDO, FLA.

- 1998 Jason Bostic, CB
Delaunta Cameron, LB
Craig Page, C
Jesse Tarplin, DE
Chris Myers, TE
- 2000 Felipe Claybrooks, DE
Brent Key, G
- 2001 George Godsey, QB
Nick Rogers, DE
- 2002 Kerry Watkins, WR
Recardo Wimbush, LB
- 2003 Hugh Reilly, C
- 2004 Nate Curry, WR
Jimmy Dixon, FB
Darius Williams, TE

EAST-WEST SHRINE GAME VARIOUS SITES

- 1925 Douglas Wycoff, FB
- 1967 Randall Edmunds, LB
- 1968 Terry Story, OT
- 1976 Leo Tierney, C
- 1978 Don Bessillieu, DB
- 1997 Ron Rogers, LB
- 1998 Rodney Williams, P
- 2001 George Godsey, QB
Chris Young, DB
- 2003 Daryl Smith, LB
- 2005 Gerris Wilkinson, LB
Dawan Landry, S
Eric Henderson, DE
- 2006 KaMichael Hall, LB
Kenny Scott, CB
- 2007 Gary Guyton, LB
- 2008 Darryl Richard, DT
Jahi Word-Daniels, CB
- 2009 Cord Howard, G
- 2010 Mario Butler, CB
- 2013 Izaan Cross, DE
Rod Sweeting, CB
- 2013 Jemea Thomas, DB
- 2014 Darren Waller, WR

COLLEGE ALL-STAR BOWL GREENVILLE, S.C.

- 2013 Jay Finch, C
Will Jackson, OL
Robert Godhigh, RB
David Sims, RB
- 2014 Synjyn Days, RB

JAPAN BOWL TOKYO, JAPAN

- 1985 Andy Hearn, C
- 1986 John Davis, T
- 1989 Jerry Mays, RB

LAS VEGAS ALL-AMERICAN CLASSIC LAS VEGAS, NEV.

- 2003 Jonathan Smith, WR
- 2004 Andy Tidwell-Neal, C
Kyle Wallace, T
- 2005 Chris Reis, S

NFLPA COLLEGIATE CLASSIC CARSON, CALIF.

- 2013 Orwin Smith, AB

RAYCOM ALL-STAR FOOTBALL CLASSIC MONTGOMERY, ALA.

- 2013 T.J. Barnes, DE
Travares Tillman, DB

HISTORY

#PROJACKETS IN NFL DRAFT

GEORGIA TECH'S FIRST ROUND DRAFT SELECTIONS

YEAR	RD	PK	NAME, POS.	TEAM	YEAR	RD	PK	NAME, POS.	TEAM
1945	1	4	Eddie Prokop, B	Boston Patriots	1992	1	12	Marco Coleman	Miami Dolphins
1955	1	6	Larry Morris	Los Angeles Rams	1998	1	12	Keith Brooking	Atlanta Falcons
1963	1	10	Rufus Guthrie	Los Angeles Rams	2007	1	2	Calvin Johnson, WR	Detroit Lions
1964	1	8	Ted Davis	San Diego Chargers	2010	1	22	Demaryius Thomas, WR	Denver Broncos
1979	1	15	Eddie Lee Ivery	Green Bay Packers	2010	1	16	Derrick Morgan	Tennessee Titans
1979	1	26	Kent Hill	Los Angeles Rams					

EARLY ERA

1936-59

YEAR	RD	PK	NAME, POS.	TEAM
1937	10	92	Middleton Fitzsimmons, G	Chicago Cardinals
1938	5	38	M.J. "Dutch" Konemann, B	New York Giants
	8	70	Fletcher Sims, B	Chicago Bears
1940	20	188	Buck Murphy, B	Washington Redskins
1943	26	243	Harvey Hardy G,	Brooklyn Dodgers
1944	17	172	Ed Ryckley E,	Chicago Bears
1945	1	4	Eddie Prokop, B	Boston Yanks
	7	61	John Steber, G	Washington Redskins
1946	3	19	Frank Broyles, QB	Chicago Bears
	4	30	Paul Duke, C	New York Giants
	12	108	W.P. McHugh, P	Philadelphia Eagles
	14	126	George Hills, G	Green Bay Packers
	16	146	Dean Gaines, T	Green Bay Packers
	27	256	Ed Holtsinger, B	Green Bay Packers
	27	258	Chuck Murdoch, E	Detroit Lions
	27	259	Roland Phillips, T	Washington Redskins
	30	289	William O. (Tex) Ritter, B	Washington Redskins
1947	6	44	Bob Davis, T	New York Giants
	12	100	George B. Hills, G	Green Bay Packers
	2	10	Bob Davis, T	Buffalo Bills [AAFC]
	3	22	Paul Duke, C	San Francisco 49ers [AAFC]
	10	78	Frank Broyles, QB	San Francisco 49ers [AAFC]
	11	87	Bill Healy, G	New York Yankees [AAFC]
	13	100	R.J. Jordan, E	Chicago Rockets [AAFC]
1948	5	29	Bill Healy, G	Boston Yanks
	16	145	Jim Still, QB	Chicago Cardinals
	18	156	George Mathews, B	New York Giants
	28	262	J.L. Bowen, B	Pittsburgh Steelers
	20	133	Frank Ziegler, B	Los Angeles Dons [AAFC]
	26	181	Jim Still, QB	Los Angeles Dons [AAFC]
1949	3	29	Frank Ziegler, B	Philadelphia Eagles
	5	42	George Brodnax, E	Detroit Lions
	8	80	Joe E. Brown, B	Chicago Cardinals
	25	247	Clay Matthews, T	Los Angeles Rams
	5	36	George Brodnax, E	San Francisco 49ers [AAFC]
	15	112	L.E. Glenn, T	New York Yankees [AAFC]
	16	125	J.L. Bowen, B	Cleveland Browns [AAFC]
1951	13	148	Dick Harvin, E	San Francisco 49ers
	14	169	Rob McCoy, B	Los Angeles Rams
	15	177	Bobby North, B	Philadelphia Eagles
	27	316	Bob Bossons, C	Green Bay Packers
1952	2	23	Ray Beck, G	New York Giants
	3	29	Lum Snyder, T	Philadelphia Eagles
	17	195	Darrell Crawford, B	Chicago Cardinals
1953	2	21	George Morris, C	San Francisco 49ers
	4	39	Buck Martin, E	Chicago Cardinals
	5	57	Hal Miller, T	San Francisco 49ers
	10	118	Pete Brown, G	San Francisco 49ers
	13	146	Bobby Moorhead, B	Baltimore Colts
	23	272	Jeff Knox, E	Philadelphia Eagles
1954	3	34	Henry Hair, E	Los Angeles Rams
	7	77	Glenn Turner, HB	Baltimore Colts
	9	99	Dave Davis, E	Green Bay Packers
	13	154	Sam Hensley, E	Los Angeles Rams
	15	171	Ed Gossage, T	San Francisco 49ers
	16	190	Roger Frey, T	Los Angeles Rams

YEAR	RD	PK	NAME, POS.	TEAM
	19	226	Frank Givens, T	Los Angeles Rams
	23	269	Leon Hardeman, HB	Baltimore Colts
	27	293	Pepper Rodgers, QB	Baltimore Colts
	27	317	Bill Sennett, E	Baltimore Colts
1955	1	7	Larry Morris, C	Los Angeles Rams
	8	91	Billy Teas, RB	Los Angeles Rams
	14	160	John Lee, B	Baltimore Colts
	21	246	Rees Phenix, T	Pittsburgh Steelers
1956	20	234	Dickie Mattison, B	Chicago Cardinals
	25	299	Franklin Brooks, G	Washington Redskins
1957	4	41	Carl Vereen, T	Green Bay Packers
	6	66	George Volkert, B	Pittsburgh Steelers
	12	141	Wade Mitchell, QB	Washington Redskins
	21	249	Sam Owen, B	Washington Redskins
	26	309	Paul Rotenberry, RB	Washington Redskins
	27	321	Ormand Anderson, T	Washington Redskins
1958	3	28	Stan Flowers, RB	Washington Redskins
	16	182	Arley Finley, T	Green Bay Packers
	19	222	Don Stephenson, C	Washington Redskins
	30	353	Ted Smith, E	Washington Redskins
1959	11	122	Floyd Faucette, B	Chicago Cardinals
	17	197	Jack Rudolph, LB	Detroit Lions
	18	206	Jim Benson, B	Philadelphia Eagles
	20	234	Toby Deese, T	San Francisco 49ers

AFL/NFL ERA

1960-66

YEAR	RD	PK	NAME, POS.	TEAM
1960	2	20	Maxie Baughan, C	Philadelphia Eagles
	6	67	Emmett Wilson, T	Philadelphia Eagles
	7	80	Taz Anderson, HB	Cleveland Browns
			Jack Rudolph, LB	Boston Patriots [AFL]
			Taz Anderson, HB	Dallas Texans [AFL]
			Toby Deese, T-G	Dallas Texans [AFL]
			Tom Roberts, T-G	Denver Broncos [AFL]
			Emmett Wilson, T	Denver Broncos [AFL]
			Floyd Faucette, HB	Los Angeles Chargers [AFL]
			Maxie Baughan, C	Minneapolis [AFL]
1961	2	27	Ed Nutting, T	Cleveland Browns
	9	120	Chick Graning, HB	St. Louis Cardinals
	14	184	Billy Shaw, T	Dallas Cowboys
	20	270	Al Lederle, E	Los Angeles Rams
	2		Billy Shaw, T	Buffalo Bills [AFL]
	11		Marvin Tibbets, HB	Dallas Texans [AFL]
	13		Gerald Burch, E	Oakland Raiders [AFL]
	15		Ed Nutting, T	Dallas Texans [AFL]
	18		Chick Graning, HB	Denver Broncos [AFL]
1962	17	227	Dave Steadman, T	Los Angeles Rams
	19	264	Harold Erickson, G	Philadelphia Eagles
	23	179	Russ Foret, T	Dallas Texans [AFL]
	33	263	Al Lederle, E	Houston Oilers [AFL]
1963	1	10	Rufus Guthrie, G	Los Angeles Rams
	5	57	Joe Auer, HB	Los Angeles Rams
	9	122	Dave Watson, LB	Chicago Bears
	12	162	Bob Caldwell, C	Washington Redskins
	14	190	Tom Windinger, HB	Washington Redskins
	18	241	Larry Stallings, LB	St. Louis Cardinals
	2	10	Rufus Guthrie, G	San Diego Chargers [AFL]

HISTORY

#PROJACKETS IN NFL DRAFT

YEAR	RD	PK	NAME, POS.	TEAM
	9	68	Larry Stallings, LB	Buffalo Bills [AFL]
	11	87	Dave Watson, LB	Boston Patriots [AFL]
	15	120	Joe Auer, HB	Dallas Texans [AFL]
1964	2	21	Billy Martin, E	Chicago Bears
	4	50	Ted Davis, LB	Baltimore Colts
	6	73	Bill Lothridge, QB	Dallas Cowboys
	20	279	Bill Curry, C	Green Bay Packers
	1	8	Ted Davis, LB	San Diego Chargers [AFL]
	2	10	Bill Martin, E	Kansas City Chiefs [AFL]
	12	95	Bill Lothridge, QB	Oakland Raiders [AFL]
	23	183	Bill Curry, C	Oakland Raiders [AFL]
1965	2	22	Dave Simmons, LB	St. Louis Cardinals
	2	26	Gerry Bussell, HB	Cleveland Browns
	9	125	Tom Bleick, HB	Baltimore Colts
	17	231	Dave Austin, E	Philadelphia Eagles
	5		Dave Simmons, LB	Buffalo Bills [AFL]
	9		Gerry Bussell, HB	Denver Broncos [AFL]
	9		Tom Bleick, HB	Houston Oilers [AFL-R]
	10		Dave Austin, E	New York Jets [AFL-R]
1966	12	176	Craig Baynham, E	Dallas Cowboys
	17	255	Jim Breland, C	San Francisco 49ers
	18	264	Bill Mooror, C	Philadelphia Eagles
	9		Craig Baynham, E	Miami Dolphins [AFL-R]
	10		Bill Mooror, C	Buffalo Bills [AFL-R]

COMMON DRAFT ERA 1967-69

YEAR	RD	PK	NAME, POS.	TEAM
1967	13	322	Lamar Wright, G	Detroit Lions
	15	374	Sam Burke, DB	Detroit Lions
1968	7	171	Lenny Snow, RB	Minnesota Vikings
	8	217	Randall Edmunds, LB	Miami Dolphins
	11	282	Kim King, QB	Pittsburgh Steelers
1969	9	232	Larry Good, QB	Baltimore Colts
	13	321	John Sias, WR	Denver Broncos
	15	384	Joel Stevenson, TE	Cleveland Browns
	17	421	Terry Story, T	Cincinnati Bengals

MODERN ERA 1970-PRESENT

YEAR	RD	PK	NAME, POS.	TEAM
1971	16	396	Steve Harkey, WR	New York Jets
1973	16	408	Mike Oven, TE	San Francisco 49ers
	17	420	Eddie McAshan, QB	New England Patriots
1975	6	136	Billy Shields, T	San Diego Chargers
	8	197	Joe Harris, LB	Chicago Bears
	14	343	Randy Rhino, DB	New Orleans Saints
	15	367	Jimmy Robinson, WR	Atlanta Falcons
1976	2	59	Steve Raible, WR	Seattle Seahawks
	11	310	Rick Gibney, DT	Baltimore Colts
	16	432	Jeff Urczyk, G	Seattle Seahawks
	17	483	Danny Myers, QB	St. Louis Cardinals
1977	7	189	David Sims, RB	Seattle Seahawks
	11	283	Tony Daykin, LB	Detroit Lions
	12	325	Leo Tierney, C	Cleveland Browns
1978	3	66	Reggie Wilkes, LB	Philadelphia Eagles
	4	89	Lucius Sanford, LB	Buffalo Bills
	6	147	Randy Pass, G-C	New York Giants
1979	1	15	Eddie Lee Ivery, RB	Green Bay Packers
	1	26	Kent Hill, T	Los Angeles Rams
	5	134	Don Bessillieu, DB	Miami Dolphins
	8	201	Roy Simmons, G	New York Giants
	11	298	Michael Taylor, T	Houston Oilers
	11	299	Mike Blanton, DE	Miami Dolphins
	12	328	Drew Hill, WR	Los Angeles Rams
1980	7	174	Henry Johnson, LB	Minnesota Vikings
	8	201	Al Richardson, LB	Atlanta Falcons
	10	266	Tom Daniel, C	New England Patriots
1982	6	149	Mike Kelley, QB	Atlanta Falcons

#PROJACKETS IN NFL DRAFT BY TEAM SINCE 1970											
TEAM	TOT	1	2	3	4	5	6	7	8	9	10+
Arizona	1	-	-	-	-	-	-	-	-	-	1
Atlanta	6	1	-	-	-	-	1	1	-	-	2
Baltimore	5	-	-	-	1	1	1	-	-	-	2
Buffalo	4	-	1	-	1	-	-	2	-	-	-
Chicago	3	-	-	1	-	-	-	1	1	-	-
Cincinnati	2	-	-	1	-	-	-	-	-	-	1
Cleveland	1	-	-	-	-	-	-	-	-	-	1
Dallas	3	-	-	-	2	1	-	-	-	-	-
Denver	2	1	-	-	-	-	-	1	-	-	-
Detroit	5	1	-	1	-	-	-	-	1	-	2
Green Bay	5	1	-	1	-	2	-	-	-	-	1
Houston	4	-	1	-	1	-	-	-	-	-	2
Indianapolis	1	-	-	1	-	-	-	-	-	-	-
Jacksonville	2	-	2	-	-	-	-	-	-	-	-
Kansas City	3	-	1	1	-	-	1	-	-	-	-
Miami	4	1	-	-	-	1	1	-	-	-	1
Minnesota	5	-	-	-	2	-	1	2	-	-	-
New England	6	-	-	-	-	1	1	1	-	-	3
New Orleans	3	-	-	1	-	-	-	-	-	-	2
New York Giants	4	-	-	1	-	-	1	-	2	-	-
New York Jets	5	-	2	-	-	-	-	-	-	-	3
Philadelphia	1	-	-	1	-	-	-	-	-	-	-
Pittsburgh	3	-	-	-	-	2	1	-	-	-	-
St. Louis	4	1	-	1	-	-	-	1	-	-	1
San Diego	3	-	1	-	-	-	1	-	-	-	1
San Francisco	2	-	-	-	-	-	-	-	-	-	2
Seattle	5	-	1	-	1	1	-	1	-	-	1
Tampa Bay	3	-	-	-	-	-	-	3	-	-	-
Tennessee	1	1	-	-	-	-	-	-	-	-	-
Washington	2	-	-	-	1	-	1	-	-	-	-
TOTALS	98	7	10	10	9	9	10	13	5	0	25

YEAR	RD	PK	NAME, POS.	TEAM
1983	2	34	David Lutz, OL	Kansas City Chiefs
	6	146	Ellis Gardner, OL	Kansas City Chiefs
	11	280	Jim Bob Taylor, QB	Baltimore Colts
1984	10	251	Ronny Cone, RB	New York Jets
1985	4	103	Robert Lavette, RB	Dallas Cowboys
	12	313	Ken Whisenhunt, TE	Atlanta Falcons
1986	3	60	Pat Swilling, OLB	New Orleans Saints
	7	178	Mark Pike, DT	Buffalo Bills
	12	333	Mike Travis, DB	San Diego Chargers
1987	4	100	Reginald Rutland, DB	Minnesota Vikings
	11	287	John Davis, OL	Houston Oilers
	12	315	Gary Lee, WR	Detroit Lions
	12	319	Tyrone Sorrells, TE	New Orleans Saints
1988	8	202	Sammy Lilly, DB	New York Giants
1989	5	119	Willis Crockett, LB	Dallas Cowboys
	11	281	Cedric Stallworth, DB	Green Bay Packers
1990	11	280	Sean Smith, DE	New England Patriots
1991	7	174	Calvin Tiggler, LB	Tampa Bay Buccaneers
	10	268	Jim Lavin, G	Cincinnati Bengals
1992	1	12	Marco Coleman, OLB	Miami Dolphins
	4	108	Mike Mooney, T	Houston Oilers
	7	184	Ken Swilling, SS	Tampa Bay Buccaneers
	8	221	Willie Clay, CB	Detroit Lions
	11	300	Tom Covington, TE	San Francisco 49ers
1993	2	36	Coleman Rudolph, DT	New York Jets
	5	113	Scott Sisson, K	New England Patriots
1994	5	148	Gary Brown, T	Pittsburgh Steelers
	5	149	Dorsey Levens, RB	Green Bay Packers
1995	5	151	Lethon Flowers, DB	Pittsburgh Steelers
	6	173	Charlie Simmons, SE	Green Bay Packers
	7	229	Jamal Cox, LB	Chicago Bears

HISTORY

#PROJACKETS IN NFL DRAFT

YEAR	RD	PK	NAME, POS.	TEAM
1996	2	60	Michael Cheever, C	Jacksonville Jaguars
	3	76	Ryan Stewart, DB	Detroit Lions
1998	1	12	Keith Brooking, LB	Atlanta Falcons
	6	154	Ron Rogers, LB	Baltimore Ravens
1999	4	107	Nate Stimson, LB	Washington Redskins
	5	152	Charlie Rogers, WR	Seattle Seahawks
	7	252	Rodney Williams, P	St. Louis Rams
2000	2	58	Travares Tillman, DB	Buffalo Bills
	3	69	Dez White, WR	Chicago Bears
	7	234	Joe Hamilton, QB	Tampa Bay Buccaneers
2002	6	177	Nick Rogers, LB	Minnesota Vikings
	7	228	Chris Young, DB	Denver Broncos
2003	s-2		Tony Hollings, RB	Houston Texans
2004	2	39	Daryl Smith, LB	Jacksonville Jaguars
	3	91	Tony Hargrove, DE	St. Louis Rams
	3	93	Keyaron Fox, LB	Kansas City Chiefs
	4	115	Nat Dorsey, T	Minnesota Vikings
2006	7	214	Jonathan Smith, WR	Buffalo Bills
	3	96	Gerris Wilkinson, LB	New York Giants
	4	132	P.J. Daniels, RB	Baltimore Ravens
2007	5	146	Dawan Landry, S	Baltimore Ravens
	1	2	Calvin Johnson, WR	Detroit Lions
	4	124	Mansfield Wrotto, T	Seattle Seahawks
2008	3	93	Philip Wheeler, LB	Indianapolis Colts
	4	122	Tashard Choice, RB	Dallas Cowboys
2009	6	168	Durant Brooks, P	Washington Redskins
	3	70	Michael Johnson, DE	Cincinnati Bengals
	6	181	Andrew Gardner, OT	Miami Dolphins
2010	7	210	Vance Walker, DT	Atlanta Atlanta
	7	234	Darryl Richard, DT	New England Patriots
	1	16	Derrick Morgan, DE	Tennessee Titans
2011	1	22	Demaryius Thomas, WR	Denver Broncos
	3	71	Morgan Burnett, S	Green Bay Packers
	6	188	Jonathan Dwyer, RB	Pittsburgh Steelers
2012	7	225	Anthony Allen, RB	Baltimore Ravens
2014	2	43	Stephen Hill, WR	New York Jets
2015	2	50	Jeremiah Attaochu, LB	San Diego Chargers
	6	206	Jemea Thomas, DB	New England Patriots
	7	223	Brandon Watts, LB	Minnesota Vikings
2015	4	131	Shaquille Mason, C	New England Patriots
	4	132	DeAndre Smelter, WR	San Francisco 49ers
	6	204	Darren Waller, WR	Baltimore Ravens

YELLOW JACKETS IN THE SUPER BOWL

PLAYER	TEAM	SUPER BOWL	YEAR
Anthony Allen	Baltimore Ravens	XLVII	2013
Don Bessillieu	Los Angeles Raiders	XVIII	1984
Keith Brooking	Atlanta Falcons	XXXIII	1999
Gary Brown	Green Bay Packers	XXXI	1997
Morgan Burnett	Green Bay Packers	XLV	2011
James Butler	New York Giants	XLII	2008
Delaunta Cameron	Tennessee Titans	XXXIV	2000
Willie Clay	New England Patriots	XXXI	1997
Bill Curry	Green Bay Packers	I	1967
	Baltimore Colts	III	1969
	Baltimore Colts	V	1971
John Davis	Buffalo Bills	XXV	1991
	Buffalo Bills	XXVIII	1994
Lethon Flowers	Pittsburgh Steelers	XXX	1996
Keyaron Fox	Pittsburgh Steelers	XLIII	2009
Gary Guyton	New England Patriots	XLVI	2012
Joe Hamilton	Tampa Bay Buccaneers	XXXVII	2003
Tony Hargrove	New Orleans Saints	XLIV	2010
Joe Harris	Los Angeles Rams	XIV	1980
Drew Hill	Los Angeles Rams	XIV	1980
Kent Hill	Los Angeles Rams	XIV	1980
Dorsey Levens	Green Bay Packers	XXXI	1997
	Green Bay Packers	XXXII	1998
	Philadelphia Eagles	XXXIX	2005
Billy Lothridge	Miami Dolphins	VII	1973
Michael Matthews	New York Giants	XLII	2008
Curtis McGee	St. Louis Rams	XXXIV	2000
Craig Page	Tennessee Titans	XXXIV	2000
Mark Pike	Buffalo Bills	XXV	1991
	Buffalo Bills	XXVIII	1994
Chris Reis	New Orleans Saints	XLIV	2010
Darryl Richard	New England Patriots	XLVI	2012
Billy Shields	San Francisco 49ers	XIX	1985
Roy Simmons	Washington Redskins	XVIII	1984
Vernon Strickland	New York Giants	XXXV	2001
Demaryius Thomas	Denver Broncos	XLVIII	2014
Travares Tillman	Carolina Panthers	XXXVIII	2004
Philip Wheeler	Indianapolis Colts	XLIV	2010
Ken Whisenhunt	Arizona Cardinals (coach)	XLIII	2009
Reggie Wilkes	Philadelphia Eagles	XV	1981
Gerris Wilkinson	New York Giants	XLII	2008

#PROJACKETS IN NFL

A

Anthony Allen, RB
Baltimore Ravens (2011-12)
Buffalo Bills (2013)
Saskatchewan – CFL (2014-15)

Kyle Ambrose, DT
Denver Broncos (1987)

Taz Anderson, SE
St. Louis Cardinals (1961-64)
Atlanta Falcons (1966-67)

Jeremiah Attaochu, LB
San Diego Chargers (2014-15)

Joe Auer, RB
Buffalo Bills (1964-65)
Miami Dolphins (1966-67)
Atlanta Falcons (1968)

B

Thomas Balkcom, DB
Miami Dolphins (1991)

T.J. Barnes, DT
New York Jets (2013-15)

Maxie Baughan, LB
Philadelphia Eagles (1960-65)
Los Angeles Rams (1966-70)
Washington Redskins (1971-74)

Craig Baynham, RB
Dallas Cowboys (1967-69)
Chicago Bears (1970)
St. Louis Cardinals (1972)

Grant Baynham, TE
St. Louis Rams (1997)
Minnesota Vikings (1997)

Scott Beavers, G
Denver Broncos (1990-91)
Kansas City Chiefs (1992)

William Bell, RB
Washington Redskins (1994-96)

Ray Beck, G
New York Giants (1952, 1955-57)

Jason Bender, P
Miami Dolphins (1995)

Don Bessillieu, DB
Miami Dolphins (1979-81)
St. Louis Cardinals (1982)
Los Angeles Raiders (1983, 1985)
Jacksonville – USFL (1985)
Memphis – USFL (1985-86)

Damarius Bilbo, WR
Arizona Cardinals (2006)
Dallas Cowboys (2006)

Peter Blazek, T
Seattle Seahawks (1985)

Tom Bleick, S
Baltimore Colts (1966)
Atlanta Falcons (1967)

Jason Bostic, CB
Philadelphia Eagles (1999-01)
Buffalo Bills (2002-03)

Brian Bravy, G
New Orleans Saints (1995)

John Brewer, HB
Dayton Triangles (1929)

Keith Brooking, LB
Atlanta Falcons (1998-2008)
Dallas Cowboys (2009-11)
Denver Broncos (2012)

Durant Brooks, P
Washington Redskins (2008)
Green Bay Packers (2009)

Chris Brown, T
Carolina Panthers (2001)
Chicago Bears (2001-02)

Gary Brown, G
Pittsburgh Steelers (1994)
Green Bay Packers (1994-96)

Karl Brown, DB
Denver Broncos (1990)

Pete Brown, C/LB/P
San Francisco 49ers (1953-54)
British Columbia – CFL (1958)

Sammy Brown, DB
Jacksonville – USFL (1984-85)

Gerald Burch, E
Oakland Raiders (1961)

Willie Burks, DT
Detroit Lions (1990)

Morgan Burnett, S
Green Bay Packers (2010-15)

Joe Burns, RB
Buffalo Bills (2002-06)

Gerry Bussell, DB
Denver Broncos (1965)

James Butler, S
New York Giants (2005-08)
St. Louis Rams (2009-11)

Mario Butler, DB
Dallas Cowboys (2010-11)
Denver Broncos (2012)
Buffalo Bills (2013-15)

C

Delaunta Cameron, LB
Tennessee Titans (1999)
Detroit Lions (2000)

Kelly Campbell, WR
Minnesota Vikings (2002-05)
Miami Dolphins (2006)
Tampa Bay Buccaneers (2009)

Jon Carman, T
Buffalo Bills (2000-02)
Minnesota Vikings (2002-03)

Ken Celaj, G
Miami Dolphins (1998)

Michael Cheever, C
Jacksonville Jaguars (1996-98)

Tashard Choice, RB
Dallas Cowboys (2008-11)
Buffalo Bills (2011-13)

Jamara Clark, CB
Atlanta Falcons (2001)

Willie Clay, CB
Detroit Lions (1992-95)
New England Patriots (1996-98)
New Orleans Saints (1999)

Felipe Claybrooks, DE
Arizona Cardinals (2001)
Cleveland Browns (2001-04)
Philadelphia – AFL (2007)

Jimmy Clements, LB
Chicago Bears (1997)

Fred Coger, OLB
Dallas Cowboys (1995)
Calgary – CFL (1996)

Marco Coleman, DE
Miami Dolphins (1992-95)
San Diego Chargers (1996-98)
Washington Redskins (1999-01)
Jacksonville Jaguars (2002)
Philadelphia Eagles (2003)
Denver Broncos (2004-05)

Kevin Cone, WR
Atlanta Falcons (2011-13)
Miami Dolphins (2014)
Cleveland Browns (2015)

Ronny Cone, RB
New York Jets (1984-85)

George Cooper, TE
Atlanta Falcons (2007-08)

Tom Covington, TE
San Francisco 49ers (1992-93)

Jamal Cox, ILB
Chicago Bears (1995)
Carolina Panthers (1995)
Jacksonville Jaguars (1995)

Jonathan Cox, CB
San Diego Chargers (2004)

Michael Cox, FB
Kansas City Chiefs (2008-11)
Atlanta Falcons (2012)

Willis Crockett, LB
Dallas Cowboys (1989-91)

Euclid Cummings, DL
Toronto – CFL (2014-15)

Bill Curry, C
Green Bay Packers (1965-66)
Baltimore Colts (1967-72)
Houston Oilers (1973)
Los Angeles Rams (1974)

Nate Curry, WR
Kansas City Chiefs (2005-06)
Hamburg – NFL Europe (2006)

D

P.J. Daniels, RB
Baltimore Ravens (2006-09)

Tom Daniel, C
New England Patriots (1979)

Bobby Davis, T
Boston Patriots (1948)

Donnie Davis, QB
Arizona – AFL (1997-98)
Georgia – AFL (2002-03)

Dennis Davis, CB
Oakland Raiders (2006)
New York Giants (2006)
Seattle Seahawks (2007)

John Davis, G
Houston Oilers (1987-88)
Buffalo Bills (1989-94)

Lamar Davis, E
Baltimore Colts (1974)

Ted Davis, LB
Baltimore Colts (1964-66)
New Orleans Saints (1967-69)
Miami Dolphins (1970)

Tony Daykin, LB
Detroit Lions (1977-78)
Minnesota Vikings (2010)
Houston Texans (2011-13)
Philadelphia Eagles (2014-15)

Emmanuel Dieke, DE
Miami Dolphins (2014-15)

Jimmy Dixon, FB
Tennessee Titans (2005)
Green Bay Packers (2006)
Seattle Seahawks (2006)
Hamburg – NFL Europe (2006)

Nat Dorsey, T
Minnesota Vikings (2004)
Cleveland Browns (2005-08)

Paul Duke, C
New York Yankees (1947)

Jason Dukes, T
Jacksonville Jaguars (1996)

Chris Dunlap, WR
New England Patriots (2007)

Jonathan Dwyer, RB
Pittsburgh Steelers (2010-13)
Arizona Cardinals (2014)

Marvin Dyett, DE
Jacksonville – USFL (1984-85)

E

Andrew Economos, LS
Jacksonville Jaguars (2005-06)
Tampa Bay Buccaneers (2007-12)

Randall Edmunds, LB
Miami Dolphins (1968-69)
New England Patriots (1971)
Baltimore Colts (1972)

F

Floyd Faucette, HB
San Diego Chargers (1960)

Nick Ferguson, CB
Cincinnati Bengals (1996)
Saskatchewan – CFL (1996-98)
Chicago Bears (1999)
Rhein – NFL Europe (1999-2000)
Buffalo Bills (2000)
New York Jets (2000-01)
Denver Broncos (2002-07)
Houston Texans (2008-09)

Lethon Flowers, DB
Pittsburgh Steelers (1995-2002)
Denver Broncos (2003)

Elliott Fortune, DE
Cleveland Browns (1995)
Baltimore Ravens (1996-97)

John Paul Foschi, TE
New York Jets (2004)
Denver Broncos (2004)
Minnesota Vikings (2004)
Oakland Raiders (2004-06)
Cincinnati Bengals (2009)

Keyaron Fox (LB)
Kansas City Chiefs (2004-07)
Pittsburgh Steelers (2008-10)
Houston Texans (2012)

Dave Frakes, K
Washington Redskins (1998)

Russell Freeman, T
Denver Broncos (1992-94)
Oakland Raiders (1995)

Bill Fulcher, LB
Washington Redskins (1956-58)

G

Andrew Gardner, OT
Miami Dolphins (2009)
Minnesota Vikings (2010)
Houston Texans (2011-13)
Philadelphia Eagles (2014-15)

Ellis Gardner, T/G
Kansas City Chiefs (1983)
Houston Oilers (1984)
Indianapolis Colts (1985)

Darrell Gast, QB
Philadelphia Eagles (1988)

Bill Glaver, HB
Hammond Pros (1922, 1925)
Rock Island Independents (1923)
Racine Legion (1924)
Louisville Colonels (1926)

George Godsey, Asst. Coach
New England Patriots (2012-13)
Houston Texans (2014-15)

Walt Godwin, G
Staten Island Stapletons (1929)

Chick Graning, HB
St. Louis Cardinals (1962)
Boston Patriots (1963)
British Columbia – CFL (1966-67)

Jerome Green, RB
Boston Patriots (1960)

Sean Gregory, RB
Baltimore Ravens (2002)

Rufus Guthrie, G
San Diego Chargers (1963)

Joe Guyton, HB
Canton Bulldogs (1919-20)
Washington Senators (1921)
Union Quakers of Philadelphia (1921)
Cleveland Indians (1921)
Orang Indians (1922-23)
Rock Island Independents (1924)
Kansas City Cowboys (1925)
New York Giants (1927)

Gary Guyton, LB
New England Patriots (2008-11)
San Diego Chargers (2012)

Derek Gwinn, G
Kansas City Chiefs (1984-85)

H

KaMichael Hall, LB
Indianapolis Colts (2007)

Joe Hamilton, QB
Tampa Bay Buccaneers (2000-02)
Frankfurt – NFL Europe (2002)
Indianapolis Colts (2004)
Orlando – AFL (2004-06)

Steve Harkey, RB
New York Jets (1971-72)

Anthony Hargrove, DE
St. Louis Rams (2004-06)
Buffalo Bills (2006-08)
New Orleans Saints (2009-11)

Joe Harris, LB
Washington Redskins (1977)
San Francisco 49ers (1978)
Minnesota Vikings (1979)
Los Angeles Rams (1979-81)
Baltimore Colts (1982)
Washington – USFL (1983)

Anthony Harrison, DB
Green Bay Packers (1987)

John Helms, E
Detroit Lions (1946)

Will Heller, TE
Tampa Bay Buccaneers (2003-05)
Seattle Seahawks (2006-08)
Detroit Lions (2009-12)

Eric Henderson, DE
Cincinnati Bengals (2006-08)

David Hendrix, SS
San Diego Chargers (1995-97)

Urban Henry, DT
Los Angeles Rams (1961)
Green Bay Packers (1963)
Pittsburgh Steelers (1964)

Don Hickson, OLB
Cleveland Browns (1995)

Drew Hill, WR
Los Angeles Rams (1979-85)
Houston Oilers (1986-91)
Atlanta Falcons (1992-93)

Kent Hill, T
Los Angeles Rams (1979-86)
Houston Oilers (1987-88)

Stephen Hill, WR
New York Jets (2012-14)
Carolina Panthers (2014-15)

Tony Hollings, RB
Houston Texans (2003-05)
Chicago Bears (2006)
Hamburg – NFL Europe (2007)

Reuben Houston, CB
Tampa Bay Buccaneers (2006)

Cord Howard, OL
Buffalo Bills (2010-11)

Ken Howell, G
Philadelphia Eagles (1983)
Jacksonville – USFL (1984-85)

Ralph Hughes, DE
Tampa Bay Buccaneers (1998)

I

John Ivenmeyer, T
Kansas City Chiefs (1986)

Eddie Lee Ivery, RB
Green Bay Packers (1979-89)

J

Darryl Jenkins, T
San Diego Chargers (1991-92)

Calvin Johnson, WR
Detroit Lions (2007-15)

Henry Johnson, LB
Minnesota Vikings (1980-83)

Isaiah Johnson, S
Detroit Lions (2015)

Michael Johnson, DE
Cincinnati Bengals (2009-13)
Tampa Bay Buccaneers (2014)
Cincinnati Bengals (2015)

Tom Johnson, LB
San Diego Chargers (1994)

Shawn Jones, QB
Minnesota Vikings (1993)
Baltimore – CFL (1994-95)

Paul Jurgensen, DE
New Orleans Saints (1988)

K

Mike Kelley, QB
Atlanta Falcons (1982)
Tampa Bay – USFL (1983)
Memphis – USFL (1984-86)

Tony Kepano, G
Washington Redskins (1985)
New York Jets (1986)

L

Dawan Landry, S
Baltimore Ravens (2006-10)
Jacksonville Jaguars (2011-12)
New York Jets (2013-14)

Zach Laskey, FB
St. Louis Rams (2015)

Robert Lavette, RB
Dallas Cowboys (1985-87)
Atlanta Falcons (1988)

Jim Lavin, G
Cincinnati Bengals (1991)
San Diego Chargers (1993)
Sacramento – CFL (1993)

Gary Lee, WR
Detroit Lions (1987-89)

Ivery Lee, NG
Houston Oilers (1988)

Greg Lester, FL
Denver Broncos (1992)

Dorsey Levens, RB
Green Bay Packers (1994-2001)
Philadelphia Eagles (2002)
New York Giants (2003)
Philadelphia Eagles (2004)

Sammy Lilly, CB
New York Giants (1988)
Philadelphia Eagles (1989-90)
L.A. Rams (1990-92)
Tampa Bay Buccaneers (1992)
Winnipeg – CFL (1993)

HISTORY

#PROJACKETS IN NFL

Billy Lothridge, P

Dallas Cowboys (1964)
Los Angeles Rams (1965)
Atlanta Falcons (1966-71)
Miami Dolphins (1972)

Roy Lumpkin, B

Portsmouth, 1930-33
Detroit Lions, 1934
Brooklyn, 1935-37

David Lutz, T

Kansas City Chiefs, 1983-92
Detroit Lions, 1993-95

M**Ralph Malone, LB**

Cleveland Browns, 1986-88
Miami Dolphins, 1989

Alfred Malone, DE

Houston Texans, 2005-07

Luke Manget, K

New Orleans Saints, 2003

Billy Martin, E

Chicago Bears, 1964-65
Atlanta Falcons, 1966-67
Minnesota Vikings, 1968

Shaq Mason, OL

New England Patriots (2015)

Jeff Mathis, DT

Phoenix Cardinals, 1990

Clay Matthews, DE

San Francisco 49ers, 1950, 53-55

Michael Matthews, TE

N.Y. Giants, 2007-08
New England Patriots, 2009

Jerry Mays, RB

San Diego Chargers, 1990

Felton McConnell, G

Buffalo, 1927

Curtis McGee, T

New England Patriots, 1997
Frankfurt – NFL Europe (1997)
Pittsburgh Steelers, 1998
St. Louis Rams, 1999
Carolina Cobras (AFL), 2001

Jason McGill, WR

Miami Dolphins, 1993
Green Bay Packers, 1993
Philadelphia Eagles, 1994

Pat McHugh, B

Philadelphia Eagles, 1947-51

Emmett Merchant, SE

Philadelphia Eagles, 1992

Harvey Middleton, WR

Philadelphia Eagles, 1998-99

Jermaine Miles, DE

New England Patriots, 1997
New Orleans Saints, 2001-02

Hal Miller, OT

San Francisco 49ers, 1953

Veryl Miller, C

Washington Redskins, 1991

Warner Mizell, HB

Brooklyn, 1931
Frankford, 1931

Mike Mooney, T

Houston Oilers, 1992
San Diego Chargers, 1992-93

Derrick Morgan, DE

Tennessee Titans (2010-15)

Pat Moriarty, RB

Cleveland Browns (1979)
Baltimore Ravens, VP (1994-15)

George Morris, C/LB

San Francisco 49ers, 1956

Larry Morris, LB

Los Angeles Rams, 1955-57
Chicago Bears, 1959-65
Atlanta Falcons, 1966

Fred Murphy, E

Cleveland Browns, 1960
Minnesota Vikings, 1961

Najee Mustafaa, CB

(Reginald Rutland)
Minnesota Vikings, 1987-92
Cleveland Browns, 1993-94
Oakland Raiders, 1995

Danny Myers, QB

St. Louis Cardinals, 1976

N**Quayshawn Nealy, LB**

Seattle Seahawks (2015)

Joshua Nesbitt, QB

Buffalo Bills (2011)

Ed Nutting, DT

Cleveland Browns (1961)
Dallas Cowboys (1963)

P**Craig Page, C**

Tennessee Titans, 1999-00
Dallas Cowboys, 2000-01
Atlanta Falcons, 2001-02

Ken Parker, DT

Seattle Seahawks, 1986

Bill Paschal, HB

New York Giants, 1943-47
Boston Patriots, 1947-48

Randy Pass, LB

Green Bay Packers, 1978

Don Patterson, DB

Detroit Lions, 1979
New York Giants, 1980

Nathan Perryman, CB

Arizona Cardinals, 1997

Kevin Peoples, SS

Sacramento (CFL), 1993

Jeff Pierce, P

Jacksonville (USFL), 1984

Mark Pike, DE

Buffalo Bills, 1986-98

Cleve Pounds, DB

New York Giants, 1986

Eddie Prokop, HB

N.Y. Yankees, 1946-47, '49
Chicago Rockets, 1948

R**Steve Raible, WR**

Seattle Seahawks, 1976-81

Hugh Reilly, C

Tennessee Titans, 2004

Chris Reis, S

Atlanta Falcons, 2006
New Orleans Saints, 2007-11

Randy Rhino, DB

New Orleans Saints (1975)
Charlotte Hornets – WFL (1975),
Montreal Alouettes – CFL (1976-80)
Ottawa Rough Riders – CFL (1981)

Darryl Richard, DT

New England Patriots (2009-11)

Al Richardson, LB

Atlanta Falcons, 1980-86

Jimmy Robinson, WR

Atlanta Falcons, 1975
New York Giants, 1976-79
San Francisco 49ers, 1980
Denver Broncos, 1981
Assistant Coach, Atlanta, 1990-93
Assistant Coach, Indianapolis, 94-97
Assistant Coach, NY Giants, 1998-03
Assistant Coach, New Orleans, 04-05
Assistant Coach, Green Bay, 2006-10
Assistant Coach, Dallas, 2011-15

Leon Robinson, T

Tampa Bay Buccaneers, 2005

Charlie Rogers, WR

Seattle Seahawks, 1999-2001
Buffalo Bills, 2002
Miami Dolphins, 2003

Nick Rogers, LB

Minnesota Vikings, 2002-04
Green Bay Packers, 2004
Indianapolis Colts, 2004
Miami Dolphins, 2005

Ron Rogers, LB

Baltimore Ravens (1998)
Indianapolis Colts (1998-99)

Ted Roof, LB

Tampa Bay Buccaneers (1986)

Coleman Rudolph, DT

New York Jets (1993-94)
New York Giants (1994-96)

Jack Rudolph, LB

Boston Patriots (1960-65)
Miami Dolphins (1966)

S**Lucius Sanford, LB**

Buffalo Bills (1978-86)
Cleveland Browns (1987)

Al Santone, G

Hartford Lions (1926)

Stefen Scotton, RB

Miami Dolphins (1991)

Billy Shaw, G

Buffalo Bills, 1961-69

Derrick Shepard, DT

Miami Dolphins, 1998

Billy Shields, T

San Diego Chargers, 1975-83)
San Francisco 49ers, 1984)
New York Jets, 1985)
Kansas City Chiefs, 1985)

Charlie Simmons, WR

Green Bay Packers, 1995

Dave Simmons, LB

St. Louis Cardinals, 1965-66)
New Orleans Saints, 1967)
Dallas Cowboys, 1968)

Roy Simmons, G

New York Giants, 1979-81)
Washington Redskins, 1981-83)
Jacksonville – USFL (1984-86)

David Sims, RB

Seattle Seahawks, 1977-79)

Scott Sisson, K

New England Patriots, 1993-94)
Jacksonville Jaguars, 1995)
Minnesota Vikings, 1996)

DeAndre Smelter, WR

San Francisco 49ers (2015)

Daryl Smith, LB

Jacksonville Jaguars, 2004-12)
Baltimore Ravens, 2013-15)

Eugene Smith, G

Chicago Bears, 1960)

Jonathan Smith, WR

Buffalo Bills, 2004-06)
New England Patriots, 2006)

Michael Smith, FB

Birmingham – CFL (1995)

Orwin Smith, RB

Green Bay Packers, 2013)

Sean Smith, T

New England Patriots, 1990-91
Atlanta Falcons, 1992)

Lum Snyder, T

Philadelphia Eagles, 1952-55, 1958)

Tyrone Sorrells, T

New Orleans Saints, 1987)
Cleveland Browns, 1988-89)

Ken Southerland, T

Miami Dolphins, 1985)

Glenn Spencer, DT

Jacksonville (USFL), 1986)

Larry Stallings, LB

St. Louis Cardinals, 1963-76)

Cedric Stallworth, DB

Green Bay Packers, 1989)

Derrick Steagall, WR

Miami Dolphins, 1998-99)

John Steber, G

Washington Redskins (1946-50)

Rod Stephens, LB

Seattle Seahawks (1989-94)
Washington Redskins (1995-96)

Joel Stevenson, TE

Cleveland Browns (1969)

Ryan Stewart, FS

Detroit Lions (1996-2001)

Jim Still, QB/DB

Buffalo Bills (1948-49)

Nate Stimson, LB

Indianapolis Colts (1999-2000)

Vernon Strickland, LB

San Francisco 49ers (1998-99)
Berlin Thunder – NFL Europe (1999)
New York Giants (2000-01)

Rick Strom, QB

Pittsburgh Steelers (1988-93)
Buffalo Bills (1994-95)
Detroit Lions (1996)

Rod Sweeting, DB

New Orleans Saints (2013-14)
Buffalo Bills (2015)

Ken Swilling, SS

Tampa Bay Buccaneers (1992)
Cleveland Browns (1992-93)
Arizona Cardinals (1994)

Pat Swilling, LB

New Orleans Saints (1986-92)
Detroit Lions (1993-94)
Oakland Raiders (1995-96, 1998)

T**Gavin Tarquinio, LS**

Atlanta Falcons (2006)

Jim Bob Taylor, QB

Baltimore Colts (1983)

Michael Taylor, T

Houston Oilers (1979)
New York Giants (1980)

Tom Taylor, C

Miami Dolphins (1985-86)

Demaryius Thomas, WR

Denver Broncos (2010-15)

Jemea Thomas, DB

Dallas Cowboys (2014)
Tennessee Titans (2015)

Levon Thomas, WR

Indianapolis Colts (2005)
New Orleans Saints (2005-06)

Stumpy Thomason, B

Brooklyn Dodgers (1930-35)
Philadelphia Eagles (1935-36)

Andy Tidwell-Neal, C

New York Giants (2005)

Leo Tierney, C

Cleveland Browns (1978)
New York Giants (1978)

Calvin Tiggle, LB

Tampa Bay Buccaneers (1991-93)

Travares Tillman, DB

Buffalo Bills (2000-02)
Houston Texans (2003)
Carolina Panthers (2003-04)
Miami Dolphins (2005-08)

Mike Travis, DB

San Diego Chargers (1986)

U**Jeff Urcyk, G**

Seattle Seahawks (1976)

Ben Utt, G

Baltimore/Indianapolis Colts (1982-89)

V**Carl Vereen, T**

Green Bay Packers (1957)

W**Vance Walker, DT**

Atlanta Falcons (2009-12)
Oakland Raiders (2013)
Kansas City Chiefs (2014)
Denver Broncos (2015)

Kyle Wallace, T

New York Giants (2005)

Darren Waller, WR

Baltimore Ravens (2015)

Dean Waters, C

Kansas City Chiefs (1984)

Gordon Watkins, T

Minneapolis Red Jackets (1930)
Frankford Yellow Jackets (1930)
Brooklyn Dodgers (1931)

Kerry Watkins, WR

Detroit Lions (2003)
Montreal – CFL (2004-08)

Dave Watson, G

Boston Patriots (1963-64)

Brandon Watts, LB

Minnesota Vikings (2014-15)

Philip Wheeler, LB

Indianapolis Colts (2008-10)
Oakland Raiders (2012)
Miami Dolphins (2013-14)
San Francisco 49ers (2015)

Ken Whisenhunt, TE

Atlanta Falcons (1985-88)
Washington Redskins (1989-91)
New York Jets (1991-93)
Head Coach, Arizona (2007-12)
Off. Coord., San Diego (2013)
Head Coach, Tennessee (2014-15)

Dez White, WR

Chicago Bears (2000-03)
Atlanta Falcons (2004-05)

Rodney Wilkerson, ILB

Miami Dolphins (1995)

Reggie Wilkes, LB

ALL-TIME LETTERWINNERS




■ Joe Anoi (2003-06)



■ Jeremiah Attaochu (2010-13)



■ David "Red" Barron (1918-22)



■ Clint Castleberry (1943)

A	
Adams, Albert (m)	1930
Adams, B.R.	1918
Adams, H.H.	1937
Adams, J.Q.	1932
Adams, John D.	1966-67-68
Aderhold, Robert	1938-39-40
Akins, Marion	1950
Albanese, Brian	2000
Albright, J.G.	1923
Aldredge, Steven Scott	1989-90
Alexander, J.C.	1913-14-15-16
Alexander, William A.	1911-12
Alford, Catlin	2011-12
Alford, Chase	2013-14
Alford, Corey	2012-13
Allen, Anthony	2009-10
Allen, David B.	1979-80-81
Allen, Ermal K.	1964-65
Allen, H.T.	1918
Allen, John (m)	1990
Allen, Kikie (m)	1950
Allen, Proctor M.	1971-72
Allen, Rudolph C.	1974-75
Allen, T.R.	1938
Allen, Ty (m)	1990-91-92-93
Allen, William C.	1990
Allison, Robert B.	1979-81
Alvine, Douglas W.	1989
Almond, Stephen E.	1965-67
Ambrose, Kyle	1984-85-86
Amis, T.B.	1919-20-21
Anderson, Ben	2007-08-09-10
Anderson, Chandler	2008-09-10-11
Anderson, J.C.	1947-48-49
Anderson, Jim	1982-83-84-85
Anderson, L.F.	1937-38
Anderson, Mark H.	1974
Anderson, Ormand G.	1954-55-56
Anderson, R.E.	1938
Anderson, T.G.	1940-41-42
Anderson, Warren (t)	1978-79-83
Anderson Jr., Edwin B.	1968
Anderson Jr., T.L.	1957-59-60(c)
Andrews, Dennis	2013-14
Andrews, Robert Boyd	1991-92-93-94
Andrzejewski, Alan Conrad	1998-99
Angle, Tom	1925-26
Anoi, Leati Joseph	2003-04-05-06(c)
Anyabe, Eris	2005-06-07-08
Anyansi, Tabugbo	2001-02-03-04
Appleby, H.H.	1935-36-37
Armentrout	1922
Arnall, H.C. (m)	1918

Anrdt, Benjamin F.	2004-05
Arnett, James E.	1972
Arno, Teddy (m)	1947-48
Arrington, Art (m)	1981-82-83-84
Arthur, H.B.	1939-40
Asbury, F.L. (m)	1920
Ashley, Mitch	1980
Ashmon, Shannon	1999-00
Ashmore, Frederick M.	1965-66-67
Askew, Leon C.	1955-56-57
Asti, Erica (m)	1989-90
Atkinson, J.E.	1943
Atkinson, Michael (t)	1993
Aton, B.B.	1945
Attaochu, Jeremiah	2010-11-12-13(c)
Auer, Joseph	1961-62-63
Austin, David F.	1963-64
Austin, Lance	2014
Austin, Lawrence	2014
Austin, Michael B.	1952
Autry, Anthony	2012
Avers, Elaine R. (m)	1975-76-77-78
Avery (m)	1935
Ayres, Asher	1908

B	
Bagwell, Gary D.	1955
Bahin, Jim (m)	1990
Bailes, Elbert L. (m)	1954
Bailey, Morgan	2012
Baker, Jeffrey L.	1971
Baldwin, J.S. (m)	1908
Balkcom, Thomas T.	1988-89-90
Ball, Reggie L.	2003-04-05-06(c)
Ballard, Thomas R.	1962-63-64
Balogun, Kamal	1995-96
Banks, William O.	1951-52
Barber, David C.	1965-66-67(c)
Barber, Henry J.	1962-63
Barber, Stephen (m)	1987-88-89-90-91
Barkley, Bobbie L.	1978
Barksdale, Michele (m)	1995-96-97-98-99
Barnes, Anthony	2007-08-09-10
Barnes, Karl W.	1972
Barnes, T.J.	2009-10-11
Barnwell	1915
Barr, Robert H.	1970-71
Barrett, Tyler	2007-08
Barrick, Austin	2007-08-09-10
Barron, Carter	1924-25-26
Barron, D.I.	1918-19-20-21-22(c)
Barron, G.W.	1945
Barron, L.F.	1930-31-32
Barron, Scott	1988-89

Barron, Tommy K.	1979-80-81-82
Bartlett, J.S.	1938-39
Basquin, Brett C.	1998-99-00
Bates, C.R.	1940
Battle, John M.	1963-64-65(c)
Battle, Erron Kevin	1989-90-91-92(c)
Baughan, Maxie	1957-58-59(c)
Baum, Phillip	1955-58
Baumgartner, Chris (m)	1996-97-98-99
Baxter, Bryan K.	1990-91-92-93
Baynham, Grant A.	1993-94-95-96
Baynham, Gordon C.	1964-65-66
Bazemore, Curtis W.	1974-75
Bazemore, Preston (t)	1986
Beall, F.R.	1942-43-46
Beard, P.E.	1913-14-15
Beard, R.A.	1934-36
Beard, W.R.	1939
Bearden, Charles E.	1985-86-87-88(c)
Beasley, James E.	1958-59
Beavers, David S.	1969-70-71
Beavers, Scott T.	1986-87-88-89
Beavin, Thomas D.	1969-70-71
Beck, Ray M.	1949-50-51
Beck, Thomas M.	1971-72
Bedford, Sean	2007-08-09-10
Beers, R.E.	1938-39-40
Belcher, Kyle P.	2004
Belflower, Bradley (m)	1990-91-92-93
Bell, David	1984-85-86
Bell, J.R.	1943
Bell, Jeb (m)	1974
Bell, John L.	1966
Bell, R.S.	1915-16-17
Bell, Travis A.	2004-05-06-07
Bell, William	1989-90-92-93
Bellamy, Eric J.	1989-90
Bender, Greg (m)	1986-87-88-89
Bender, Jason B.	1991-92-93-94(c)
Bennett, Benjamin (m)	1957-58
Bennett, John C.	2000-01
Bennett, Milford H.	1951-52
Bennett, Richard D.	1978
Bennett, Taylor J.	2005-06-07
Beno, Ray	2010-11-12-13
Benson, James E.	1957
Bentley, Clarence F.	1961
Bercegeay, Julie (m)	1981-82-83-84
Besirivic, Salih	2002-04-05
Bessillieu, Donald A.	1975-76-77-78
Bethea, L.A.	1947-48-49-50
Bettress, Fred D.	1973
Betts, Charles H. (m)	1964-65
Bevier, Scott H.	1972-73-74
Biddle, William M.	1960-61

Bilbo, Damaris O.	2002-03-04-05
Billingslea, Eric E.	1991-92-93-94
Bills, J.T.	1946-47
Billy, Omar	2002-03-04-05
Black, D.C.	1911
Blackwell, Ceylon B.	1965
Blackwood, Glenn Jacob	2006-07-08
Blair, Scott	2007-08-09-10
Blake, J.A.	1945
Blane, W. J.	1964-65-66
Blanton, Michael J.	1975-76-77-78
Blasetti, Tony	1982
Blazek, Peter J.	1981-83-84
Bleick, Thomas W.	1963-64-65
Bloodworth, Charles H.	1974
Bogue, Doug	1980
Boldin, Carl	1976-77
Bonifay, Cameron H.	1971-72-73
Bonifay, Kenneth B.	1966-67-68
Bonnewell, Sheldon E.	1971
Booker, Calvin	2007-08
Booker, Donte M.	1996-97-98-99
Boone, Harry A.	1959-60-61
Boozer, David R.	1960
Bormolini, John	1975
Borum, Vernon L.	1922
Bosch, J.W.	1939-40-41
Bossons, R.R.	1947-48-49-50
Bostic, B.J.	2010-12-13-14
Bostic, Jason D.	1995-96-97-98
Boulware, H.B.	1934
Boulware, Raleigh J.	1992-93-94
Bounds, Kenneth E.	1968-69
Bourgeois, Gavin	2003
Bourne, W.B.	1943
Bourne, William B.	1970-71-72 (c)
Bourne, Matthew M.	1993-94-95
Bowen, Allen	1944-46-47-48
Bowen, J.L.	1944-45-46-47
Bowen, Robert C.	1974-75-76
Bowen, Shane A.	2006-07-08
Bowen, Sheppard A.	1976
Bowen, Tami (m)	1980-81
Bowley, Paul R.	1971-72-73
Bowman, Paul D.	1990
Boyd, A.M.	1934
Boyd, Mark	1991
Bracken, Samuel R.	1981-84-85
Bradach, D.D.	1946-47-48
Bradford, Jack C.	1943
Bradford, Patrick	1994-95-96-97
Bradford, Robert R.	1972-73
Bradley, Mark S.	1978-79-80-81 (c)
Bradley, Michael O.	1967-68-69
Brady, C.C.	1932

HISTORY

ALL-TIME LETTERWINNERS

Davis, Paul "P.J."	2013-14
Davis, R.T.	1944-45-46-47(c)
Davis, Richard K.	1961-62-63
Davis, Tyler	2007
Davis, V.L.	1918-19
Davis, Wingfield A.	1960-61
Davis, W.A.	1931-32-33
Davis Jr., Donald L.	1993-94-95(c)
Day, A.M.	1918
Day, Curley R.	1989-90-91-92
Daykin, Anthony A.	1974-75-76(c)
Daykin, Richard	1976-77-78
Days, Synjyn	2011-12-13-14
Dean, Allen N. (m)	1961-62
Dean, David	1984
Dean, Doug	1987
Dean, Norris C.	1932-33-34
DeBardelaben, Stephen L.	1968-69
Dee, Michael E.	1993-94-95-96
Deeds, Derrick	1981
Deese, Marion D.	1957-58-59
de la Guardia, Mario	1980
Delany, Joe H.	1956-57-58
Denney, Walter C.	1965-66-67
Denning, Donald L.	1957
Dennis, Corey	2011-12-13-14
DeVaughn, M.S.	1927
Devine, Shamire	2014
Dewberry, John	1983-84-85
Dickey, Allison (m)	1996-97-98
Dickinson, Jon (m)	1983-84-85-86
Dieke, Emmanuel	2010-11-12-13
DiPace, Max	2002
Dixon, Jimmy	2001-02-03-04
Dobyns, Robert B.	1961
Dodd, R.O.	1940-41-42
Dodd, Walter O.	1956
Dollar, Charles R.	1990
Dombach, R.D.	1944
Donley, D.J.	2007
Dorough, J.H.	1943-44
Dorsey, Nathaniel W.	2001-02-03
Douglas, Carl E.	1969
Douglas, John F.	1966
Douglas, Tracy (m)	1998-99-00
Dover, Robert L.	1956-57
Dowling, J.H.	1917-19
Doyal, R.L.	1919-20
Doyal Jr., R.L.	1945-47-48-49
Drennon, R.E.	1926-27-28
Dripps, Charles S.	1974
Drummond, Daniel	2011-12-13
DuBard, W.H.	1910
Duckworth, Randy A.	1969-70-71
Dudish, Andrew C.	1969
Dudley, Derrick M.	1999
Duke, P.A.	1944-45-46
Dukes, Jimmy Jason	1992-93-94-95
Duncan	1915
Duncan, Curtis D.	1992
Duncan, Johnny W.	1968-69
Dunlap, Christopher D.	2003-04-05-06
Dunlap, E.O.	1928-29-30(c)
Dunmon, Lawrence D. "Trey"	2006-07
Dunn, Duncan, F.	1965
Dunwoody, H.R.	1916
Durant, R.J.	1927-28
Durden, Wanda (t)	1989
Durham, James L.	1952-53-54
Durham, Step	2014
Dwyer, Jonathan	2007-08-09
Dyett, Marvin B.	1978-80-81-82

Dyke, Daniel R.	1999-00-01-02
Dyke, H.E.	1939-40-41
Dykes, Bryce	2008

E

Earls, Correy	2007-08-09-10
Eastburn, Reid P.	1992
Eastman, William P.	1965-66-67
Easley, Chuck	1983-84-85
Eaves, S.P.	1940
Echols, Benwin C.	1999
Ecker, Harry A.	1954-55-56
Eckford, Erroll (m)	1923
Economos, Andrew J.	2002-03-04
Ector, W.H.	1937-38-39
Edge, Arthur B.	1952
Edwards, Christopher B.	1996-97-98-99
Edmunds, George R.	1965-66-67(c)
Edwards, Darrell	1987
Edwards, G.L.	1936-37
Edwards, J.E.	1941
Edwards, Kenneth M.	1965
Edwards, Howard T.J.	1988-89-90
Edwards, Mario	2008-09-10
Edwards, W.H.	1928-29-30
Egbinwiewe, Anthony	2008-09-10
Elders, William E.	1961
Eldredge, D.C.	1941-42
Ellerbee, Terry E.	1972-73-74

F

Fair	1925
Faisst, H.A.	1928-29
Faith, Joseph W.	1967-68-69
Farmer, I.L.	1930
Farnsworth, W.B.	1921-23-24
Farr, Clay (t)	1992-93-94-95
Farrer, Danny F. (m)	1968
Farrington, William E.	1961-62-63
Faucette, Floyd S.	1957-58-59(c)
Faulk, Waymon D.	1963-64
Faulkinberry, David L.	1975-76
Faulkner, A.J.	1942-43
Faulkner, Gary A.	1971-72
Faulkner, Mike (t)	1980-81-82
Ferguson, Edwin L.	1996
Ferguson, Nicholas A.	1995
Ferris, Henry A.	1949-50-51
Ferst, F.W.	1918-19-20-21
Fiebelkorn, Thomas M.	1965
Fielder, K.J.	1912-13-14-15(c)
Fields, Mark B.	1971-72-73
Finch, Jay	2010-11-12-13
Fincher, J.T.	1921
Fincher, S.W.	1929-30-31
Fincher, W.E.	1916-17-18-19-20(c)
Findlay, Mark Garren	.2003
Finley, Arley D.	1957
Fischer, Bruce A.	1963-64
Fisher, Zach	2008-09
Fitzgerald, C.W.	1927-28-29
Fitzsimons, A.F.	1907
Fitzsimons, J.M.	1934-35-36(c)
Flanagan, D.	1947-48-50
Flatau, Arthur	1975
Fleetwood, C.G.	1922-23
Fleming, Louis S.	1974
Flowers, A.R.	1918-19-20-21(c)
Flowers, Kim (m)	1983-85-86-87-88

Flowers, M.J.	1930-31
Flowers, Stanley M.	1955-56-57
Flowers, William C.	1968-69-70
Flowers III, Lethon	1991-92-93-94
Floyd, Charles R.	1976-77
Folkner, Andrew	2007-08
Fonts, Eladio L.	1957
Ford, Doug (m)	1983-85-86-87
Ford, Gregory N.	1981-82
Ford, Jeffrey S.	1969-70-71
Ford Jr., Sidney B.	2000-01-02
Foret, Russell A.	1959-60-61
Forrester, Wallace	1924-25
Fortier, Edmund A.	1979-81-82
Fortier, Michael E.	1964-65-66
Fortune, Elliott D.	1992-93-94
Foschi, John Paul M.	2000-01-02-03(c)
Foscue, C. (m)	1944
Foster, Dave (m)	1979-80-81-82-83
Foster, John D.	1965-66
Foster, Stephen F.	1968-69-70
Fox, Gary (t)	1973-74-75
Fox, Keyaron J.	2000-01-02-03
Fox, Sheldon J.	1978-79-80
Foy, William S.	1973
Foyle, R.A. (m)	1945
Frakes, David H.	1994-95-96-97
Frederick, Kyle W.	1990-91
Freeman, KeShun	2014
Freeman, Russell W.	1989-90-91
Frey, Roger A.	1952-53
Friday, Raymond J.	1978-79
Frierson, Martin	2006-07-08-09
Friscia, Joe (m)	1953
Frizzell, Everett E.	1949-50
Fromayan, Eason	2014
Fry, Erick J.	1989-90-91-92
Fry, F.E.	1933
Frye, C.A.	1921-22-23
Fulcher, Sim B.	1957-59
Fulcher, William M.	1953-54-55
Furchgott, M.H.	1943-44
Furlow, T.M.	1937-38

G

Gaines, H.D.	1944-45-46
Gaiver, W.E.	1919-20
Gallagher, James J.	1988-89-90-91
Galloway, C.M.	1931-32-33
Gamble, Patrick	2013-14
Gann, Stanley V.	1960-61-62
Gardner, Adrian	2014
Gardner, Andrew J.	2005-06-07-08 (c)
Gardner, Ellis P.	1979-80-81-82
Gardner, G.C.	1922-23-24(c)
Gardner, Richard W.	1968-69-70
Garrett, James W.	1975-76
Gariety, Tony L.	1990
Garner, Robert D.	1993-94-95
Garside, Troy R.	2006-07-08
Gast, Darrell	1983-86-87
Gaston, Joe L.	1971-72
Gaston, Joseph H.	2003-04-05-07
Gaston, R.W.	1943
Gathers, Gregory A.	1999-00-01-02
Gause, Andrew Loyall	2005
Gebhart, Smylie L.	1969-70-71
Geertgens, Paul (m)	1989-90-91-92
Geiger, Josh (m)	1999-2000
George, Anthony (m)	1984-85-86-87
George, Vincent B.	1979-80-81-82

Georgetown, Gus (m)	1978-79-80-81-82-83-84-85
Geren, Preston, M.	1972
Gerhardt, Alfonso W.	1965-66-67
Germany, Charles (m)	1972
Gibbs, Wesley W.	1956-57
Gibney, Richard B.	1972-73-74-75(c)
Gibson, E.H.	1933-34-35
Gibson, James L.	1966
Gibson, W.C.	1937-38-39(c)
Giddens, Scott	1991
Gilbert, Joseph	2008-09
Gilbreath, George C.	1949-50
Gilchrist, Jerry M.	1989-90
Gilliam, Venice L. Thomas	2002
Gilliland, Robert F.	1952
Gilmer, C.L.	1938
Givens, Benjamin F.	1951-52-53
Glad, Maurice L.	1966-68
Glanton, T. Keith	1981-82-83-84
Glazier, Weyman A.	1955-56
Gleason, W.H. (m)	1946
Glendenning, L.B.	1935
Glenn, Jack	1931
Glenn, John	1924
Glenn, L.E.	1944-45-47-48
Glenn, W. (m)	1927
Glisson, Alan A.	1965-66
Glover, R.G.	1915-16
Glover, William	1999-00-01-02
Godhigh, Robert	2010-11-12-13
Godsey, George R.	1998-99-00-01(c)
Godwin, Walter	1924-25
Godwin, Jason	1994
Gold, Scott H.	1990-91
Golden, Jamal	2011-12-14
Golden, R.F. (m)	1909-10
Goldsmith, J.W.	1930-31-32
Good, Larry V.	1966-67-68
Gooding, L.E. (m)	1907
Gooding, H.T.	1932
Goodroe, Robert S.	1958
Gookin, Richard B.	1954-55-56
Goolsby, Brent S.	1989-90-91-92
Goree, A.W.	1914-15
Goree, C.P.	1939-40
Goree, C.P.	1909-10-11
Goshay, Derek B.	1989-90-91-92
Goss, Harry	1952
Gossage, Tommy L.	1953-54-55
Gossage, Walker E.	1951-52-53(c)
Gossett, A.H.	1945
Gotsis, Adam	2012-13-14
Gould, Janet (t)	1987-88
Grace, Mike	1976
Graham Reggie S.	1992
Graham, Zollie S.	1970
Granade, Kasey	1999
Granger, H.G.	1921
Graning, Charles H.	1959-60-61(c)
Grant, Lawton E.	1951
Grant, Walter B.	1953-54-55
Grant Rashaun A.	2004-05-06-07
Grantham, John M.	1998
Gravely, Adria (t)	1999-00
Graydon, E.D.	1929
Green, Jerome A.	1956-57-58
Green, Robert Sterling	2001
Green, Shawn	2011-12-13-14
Greene, Jeff	2011-12
Greer, David L.	1974
Greer, Henry C. (m)	1965-66
Gregory, Sean A.	1998-99-00-01(c)

HISTORY

ALL-TIME LETTERWINNERS



■ Joe Harris (1972-74)

Gresham, Thomas S.	1965-66
Gresham, William J.	1962-63-64 (c)
Griffin, Chris	2014
Griffin, Corey	2014
Griffin, Edward D.	1961-62
Griffin, J.S.	1946-47-48-49
Griffin, Jesse (m)	1999-00
Griffin, Lynn	2013-14
Griffin, Sedric	2006-07-08-09
Griggs, Steve (m)	1971-72
Grimes, Bill R.	1960
Grosz, Esmond A.	1987-88
Grubbs, Ronald L.	1961
Gubba, Matthew S.	1995-96-97-98
Guill, M.F.	1916-17-19
Gunter, George S.	1968-69-70
Guthrie, Dallis R.	1960-61-62
Guyon, J.N.	1917-18
Guyton, Gary D.	2004-05-06-07
Gwinn, Derek	1980-81-82-83
Gwynn, Robert S.	1968

H

Hackett, R.W.	1935
Haddock, Terry Edmond	1963-64-65
Hair, Henry R.	1951-53-54
Haley, William T.	1978-79
Hall, Andrew S.	2000-01
Hall, KaMichael C.	2003-04-05-06
Hall, H.E.	1923
Hall, Joseph A.	1951-52-53
Hall, Robert L.	2006-07-08-09-10
Hallman, Jay (t)	1989
Hamilton, Joseph F.	1996-97-98-99(c)
Hamilton, Keena (t)	1993-97
Hamilton, Tim (m)	1990
Hancock, J.K.	1940-41
Hand, Wesley R.	1963
Haney, Christopher M.	1993-94-96
Hankins, Beau	2013-14
Hardeman, Winkle L.	1951-52-53
Harden, Patrick (t)	1999-00-01
Harden, Wesley C.	1975
Hardie, Gary E.	1976-77-78
Hardin, Allen	1950-51
Hardison, C. Hugh	1951
Hardwick, Joseph W.	1968-69-70
Hardy, H.B.	1941-42
Hardy, William R.	2003
Hargrove, Anthony L.	2001-02
Harkey, Stephen D.	1968-69-70
Harlan, J.W.	1917-19-20-21
Harper, W.Z.	1943



■ Eddie Lee Ivery (1975-78)

Harrell, Anthony	2012-13-14
Harrington, Mike	1982-84
Harris, Ali G.	1991-92
Harris, Bobby G.	1959
Harris, Ed (m)	1927-28
Harris, Fred L. (m)	1960
Harris, F.G.	1923
Harris, Joseph A.	1972-73-74(c)
Harris, Leslie	1996-97(tr)
Harris, Mackel J.	1976-77-78-79
Harris, Marcus	2007
Harris, William J. (m)	1964-65-66-67
Harrison, Anthony	1983-84-85-86
Harrison, C.G.	1943
Harrison, Danny K.	1987-88-89
Harrison, M.E.	1947-48-49
Harrison, N.C. (m)	1937
Hart, J.W.	1930-31-32
Hartley, M. Clayton	2000-01-02
Harvin, Charles R.	1948-49-50
Harvin, Harry T.	1965-66-67
Harwood, James G.	1962
Hatch, Jermaine	2000-02-03
Hauck, A.E.	1929
Hauenstein, Rudolph (m)	1952-53-54
Hawkins, James D.	1964
Haycock, Michael S.	1962
Hayes, J.A.	1914
Haygood, Jimmy	1968
Hays, L.C.	1934-35-36
Head, Anthony L.	1974-75-77
Healy, Robertson L.	1970-71-72
Healy, W.R.	1942-46-47(c)-48
Heard, Ralph L. (m)	1957-58-59
Hearn, Andy	1984-85
Hearn, W.W.	1926
Heffin, Malcolm D.	1978-79
Heggs, Marlon	1979-80
Helinger, Kerry S.	1970
Heller, Louis J.	1966
Heller, Will S.	2000-01-02
Helm, Michael G.	1977-78-79
Helmase, Mike (t)	1975-76
Helms, Jeannae (m)	1983-84
Helmer, Percy C.	1967-69
Helms, J.A.	1941-42-45
Helzer, C.W.	1944
Henderson, Eric C.	2002-03-04-05(c)
Henderson, Keith (m)	1970-71-72
Henderson, Kevin	1984-85
Henderson, Steven M.	1978-79-80-81
Henderson, Warren (t)	1979
Hendley, Daniel R.	1965
Hendricks, Thomas E. (m)	1961-62-63

Hendrix, David T.	1991-92-93-94
Henefield, George P.	1972
Hennessey, Alan W.	1971-72
Henry, Georgia W.	1964-65-66
Henry, Urban A.	1956-57
Hensley, Sam P.	1951-52-53
Henson, Douglas C.	1978-79
Herrington, Tommy (t)	1978-79-80-81
Herron, E.D.	1928-30
Hertenstein, James M.	1969
Hester, Marvius D.	1999-00-01-02
Hicks, David L.	1986-87-88-89
Hicks, John H.	1951
Hickson, Donald N.	1991-92-93-94
Higgins	1917
Higgins, Hal F.	2001-02-03
Hightower, J.T.	1919
Hightower, W.H.	1918
Hill, A.B.	1915-16-17
Hill, Andrew	1975-76-77-78
Hill, D.	1907-08-11
Hill, Dennis (m)	1969-70-71
Hill, Deon	2011-12-13-14
Hill, Harold C.	1965-66
Hill, Jason	2007-08
Hill, Kent A.	1976-77-78
Hill, M.E.	1943
Hill, R.G. (m)	1944
Hill, Richard	1973-74
Hill, Stephen	2009-10-11
Hillmeyer, Greg	1984
Hills, G.B.	1943-44-45
Hills, Richard	1985-86-87
Hinson, Wayne D.	1974
Hoats, John R.	1969-70
Hodgdon, Greg (t)	1982-83-84
Hodge, Bobby G.	1981-82-83
Hoffman, Marvin D.	1969
Hoffman, Stacey (m)	1989-90-91-92
Hogan, Mark	1983-84-85
Holiday, Hobie L.	2000-01
Holland, R.F.	1925-27-28
Hollander, Robert E.	1966
Hollings, Tony T.	2000-01-02
Hollomon, Curtis J.	1996-97-98
Holloway, F.A.L. (m)	1934
Holmes, Keith F.	1987-88-89-90
Holt, Clifford R.	1960
Holt, F.L.	1929-30
Holton, Fred	2010
Holtsinger, E.M.	1944-45
Honeycutt, Bradley T.	2002-03-04-05
Hood, E.J.	1925-26-27
Hood, R.E.	1935
Hook, L.W.	1946-47-48
Hoover, C.M.	1943
Horn	1926
Hornbuckle, Robert E.	1969
Horne, Gregory K.	1971-72-73
Horton, Robert	1980-81-82-83
Horton, Tommy	1967
Houck, J.F.	1945
Houston, Reuben J.	2002-03-04-05
Howard, Cordaro	2006-07-08-09
Howard, Jeffrey A.	1990-91-92
Howard, Walter E.	1958-59-60
Howell, Kenneth R.	1979-80-81-82
Howington, Dan	1980-81
Huddleston, Gregory D.	1972-73
Huff, Charles F.	1954-55
Huffines, R.D.	1918-19-23-24
Hughes, Eddie L.	1969-70-71
Hughes, Ralph J.	1994-95-96-97
Hughley, Kelvin K.	1999
Humphreys, George W.	1952-53-54
Humphreys Jr., Henry C.	1948-49-50
Hunsinger, John S.	1953-54
Hunt, A.T.	1921-22-23
Hunt, Alex	1950-51-52
Hunt IV, Alexander Trotter	1998
Hunt-Days, Jabari	2012-13
Hunter, Mark	1973-74-75
Huntley, Sammy L.	1981-83
Hutchinson, H.G.	1938
Hutko, Albert J.	1969-70
Hutto, David M.	1989-90
Hutton, W.B.	1912
Hydrick, Lawton A.	1974-75-76-77
Hyland, Tim	1976

I

Ingle, Jaime (t)	2000-01
Inglett, Forest W.	1965-66
Ingram, Riccardo	1984-85-86-87
Inman, Richard E.	1951-52-53
Irby, C.P. (m)	1935
Irwin, B. King	1979
Irwin, F.L.	1925-26
Isaacs, R.C.	1929-30-31
Isom, Roosevelt	1984-85-86-87
Ison, R.L.	1938-39-40
Ivemeyer, John	1982-83-84-85
Ivery, Eddie Lee	1975-76-77-78(c)
Ivery Jr., Eddie L.	2004

J

Jackson, Albert J.	1995
Jackson, Chris	2011-12
Jackson, Gary C. (m)	1970-71-72
Jackson, C. Huntington	1992
Jackson, Johnathan D.	2001-02-03-04
Jackson, Kyle	2008, 2010
Jackson, Reginald P.	1976
Jackson, Stephen H. (m)	1973
Jackson, Steven A.	1994-95-96
Jackson, Terry C. (m)	1973
Jackson, Thomas E.	1962-63-64
Jackson, Vernon E.	1971-72-73
Jackson, Will	2010-11-12-13
James, Calvin E.	1957-58-59
James, Dennis H.	1967-68-69
James, John E.	1948
James, Lois (m)	1986-87-88-89-90
James, Patrick M.	1985-86-87-88
Jamison	1926
Jane, Jay.	1986-87
Jaracz, Robert	1980-81-82
Jarrett, Roy E.	1964-66
Jarrett, Robert Tyler	1991-92-93
Jarvis, Brian (m)	2000
Jarvis, Matt (m)	1994-95-96-97-98
Jasper, Deron	2007-08-09
Jefferson, Brad	2007-08-09-10 (c)
Jenkins, Herbert R.	1974-75-76
Jenkins, W.K.	1909-10
Jenkins, Darryl G.	1987-88-89-90(c)
Jerkins, Walter T.	1949
Jeune, Ricky	2014
Jobson Jr., Robert W.	1971

ALL-TIME LETTERWINNERS

Joe, Errin	2014
Johnson, C.E.	1917-20-21
Johnson, Calvin	2004-05-06(c)
Johnson, Charles M.	1974
Johnson, Cleo C.	1972-73
Johnson, Gary L.	1999-00-01-02
Johnson, G.L.	1909-19
Johnson, Isaiah.	2010-11-12-14
Johnson, James A.	2005-06-07
Johnson, James H.	1975
Johnson, James L. (m)	1953-54
Johnson, James M.	1974
Johnson, James R.	1952-55-56
Johnson, Kenton	2003-04
Johnson, Michael	2005-06-07-08 (c)
Johnson, Tim L.	1991
Johnson, Thomas B.	1990-91-92-93(c)
Johnson, Virgil L.	1996-97-98
Johnson III, Henry W.	1976-77-78-79
Johnston, J.T.	1913-14-15-16 (c)
Jolly, Michael R.	1976
Jones, A.E.	1935-36-37
Jones, Andrew Shawn	1989-90-91-92 (c)
Jones, Bart	1983-84-85-86
Jones, C.D.	1908
Jones, J.T.	1930-31-32
Jones Jr., James A.	1952-53-54
Jones, James D.	1965
Jones, J. Dante	1981-82-83-84
Jones, Lloyd Dwight "Djay"	2004-05-06-07
Jones, Roddy	2008-09-10-11 (c)
Jones, T.G.	1928-29-30
Jones Jr., Thomas F.	1971-72-73
Jordan, David M.	2003-05
Jordan, Dewey E.	1963
Jordan, Hugh Mitchell	1991-92
Jordan, J.A.	1946-47-48-49
Jordan, J.P.	1942
Jordan, R.J.	1946-47
Jordan, W.H.	1935-36-37
Jordan, W.W.	1940-41
Joseph, Gary V.	1994-95-96
Josephson, Andrew D.	1998-99
Jurgensen, Paul	1985-86-87

K

Kagawa, Shaun	2014
Kalasky, Richard (t)	1994-95-96
Kallon, Francis	2013-14
Kamp, Matt	2007
Karlo, Daniel M.	1971
Katz, Morris	1934
Kaylor Jr., J. Leroy	1979-81-82
Keeling, Kane	2000
Keener, L.	1927-28
Keisler, Jeffrey	1980-81-82-83
Kelley, John L.	1975-76-77-78
Kelley, Michael (m)	1970-71
Kelley, Michael D.	1978-79-80-81
Kelly, L.W. (m)	1940
Kelly, Quincy	2007-08
Kelly, Sam	1980-81
Kelly, W.J.	1945
Kelsey, Nathaniel	1985-86-87-88
Kemble, Jason A.	2000-01
Kentera, Larry K.	1979-80-82
Kepano, Anthony H.	1981-82-83-84
Kercher, Jim	1996-97
Kercher, Mark E.	1976

Ketzner, Joe (t)	1996
Key, Donald Brent	1997-98-99-00(c)
Kicklighter Jr., Haven L.	1964-65-66
Kidd, Charles W.	1966-67-68
Kidd, John Paul	1920-21
Kidney, Tyler	2010-11-12
Kiltie, James H.	1966
Kilzer, J.W.	1943-45-46
Kimsey, Richard A.	1990-91-92-93
Kinard, William D.	1966-67-68(c)
King, Chris (m)	1991-92-93-94
King, Cliff	1924
King, Donald K.	1965-66-67
King, Malcolm	1984-85-86-87(c)
King, Miles	2007
King, Noah H.	1998-99
Kingrey, Carlo	1946
Kirkpatrick, Robert G. (m)	1967-68
Kitchen, Jimmie	2013
Klare, John	1984-85
Knapp, Kevin R.	1998-99
Knox, Lambert J.	1951-52
Konemann, M.J.	1935-36-37
Koncul, Christopher	2001
Koon, Keron Reginald	2000-01-02
Kramer, Stephen A.	1968-70-71
Krish, Zach	2008-09-10
Kroll, E. James	1973-74-75
Kroner, F.R.	1931
Kryszon, Guenter	1998-99
Kryszon, Kim (m)	1998
Kuale, Ejiro M.	2001
Kuhn, James	1941-42
Kupper, Robert G.	1974-75
Kushon, James E.	1990-91-92
Kyker, D.C.	1945
Kyle, Ronald K. (m)	1954-55
Kyle Jr., George G.	1974-75-76

L

Lackey, D.E.	1937-38-39
Lackey, J.D.	1931-32-33
Ladner, Larry	1950
Lafkowitz, Larry M.	1959-60-62
Lagana, John E.	1965-66-67
Laircey, Jim L.	1969-70-71
Lam, Herman	1969-71
Lamar, L.H.	1918
Lamb, H.W.	1941
Lambert, Carole (m)	1978
Lamprey, Ruth (t)	1988
Landers, Mike	1994-95
Landry, Dawan F.	2002-03-04-05
Lang, R.M.	1913-14-15-16
Lang, Thomas D.	1971-72-74
Langstaff, Witt	1948-49
Lanier, Gary A.	1976-77-78-79
Lansing, A.R.	1945-48
Lantz, Toby	1982-83
Lantz Jr., Richard W.	1970-71-72(c)
Lasch, John A.	1956-57-58
Laskey, Zach	2011-12-13-14
Lassiter III, Issac H.	1965
Lavallee, Charles R. (m)	1964-65-66-67
Lavette, Robert L.	1981-82-83-84
Lavin, James W.	1988-89-90
Law, H.G.	1929-30
Lawrence, Allen (m)	1978-79
Laws, E.E.	1931-32-33(c)

Lawson, Carl A.	1989-90
Lawson, Clyde W.	1959
Lawson, John W.	1961
Lawston, Anthony L.	2000-01-02
Laxson, Victor V.	1961
Leach, John (m)	1928
Lear, Donald J.	1987-88
LeBey, C.D.	1920-21
Lederle, Albert J.	1961
Ledford Jr., Parvin E.	1963
Lee, Brian T.	2000-01-02
Lee, C.L.	1940
Lee, Garrett P.	1962-63-64
Lee, Gary	1983-84-85-86
Lee, Ivery	1983-84-85-87(c)
Lee, Rodney J.	1977-78-79
Lee, Vad	2012-13
Leidy, Dale W.	1979
Lentz, Jeff	2009-10
Leone, Christopher M.	1994
Lester, Gregory J.	1987-88-90-91
Leuhrman, H.	1909-10-11
Levens, Herbert Dorsey	1992-93(c)
Lewis, Charles M.	1958
Lewis, Clarence Jamal	2004-05-06-07
Lewis, Clifford S.	1976
Lewis, F.C.	1909-10
Lewis, John D.	1990-91
Lewis, Richard O.	1969-70-71
Lewis, Ronald W.	1958
Lewis, Terrell	2014
Liipfert, James	2006-07-08
Lillard, J.B.	1926-27
Lillie, Michael J.	1997
Lilly, Sammy	1983-84-85-87
Lincoln, James M.	1991-92-93-94
Lincoln, Robert W.	1961
Lindsey, J.B.	1934-35-36
Lindsey, Steven L.	1987
Lindsley, Charles S.	1969-70
Linginfelter, William S.	1955
Littleton, Harry J.	1961
Liu, Arnold (t)	1998
Lloyd, Steve (m)	1978-79-80
Lockhart, Jon	2009-10
Loeb, A.L.	1911-12-13
Loesch, Casey B.	2001-02
Logan, M.J.	1943-44(c)
Logan, Mark A.	2001-02-03-04
Logan, Reginald B.	1958
Logan, W.W.	1942
Long, Joshua W.	1998
Long, Stanley M.	1972-73
Lonowski, Jacob L.	2005-07
Loom, Brian (m)	1989-90-91
Lothridge, Billy L.	1961-62-63(c)
Lowe, Lawrence D.	1977-78-79-80
Lowrey, R.O.	1942
Lubischer, Anthony J.	1973-74-75
Lucas Jr., J.	1913-14
Luck, C.F.	1907
Luck, J.	1910
Luck, J.K.	1942
Luck III, James K.	1970
Luginbill, Thomas C.	1994
Lukkar, Steven B.	1975-76
Lumpkin, Roy	1928
Luna, R.C.	1929
Lupton, Dale B.	1948-49
Lusk, Bob	1950
Lutz, David G.	1979-80-81-82(c)

Lyman, W.P.	1921-22
Lyons, Matthew A.	1950-51-52
Lyons, Preston	2009-10-11
Lyons, R.M.	1934

M


Mabra, Ronald	1998-99
Machen, B.J.	2009, 2011
MacIntyre, George Michael	1987-88
Mack, Charles	1985-86
MacKendree, James A.	1989-90-92
Mackley, Roy L.	1958
Macy, Richard T.	1970-71-72
Madigan, William V.	1999
Maiello, Peter P.	1994-95
Maggiore, Joe (t)	1994-95
Maier Jr., Frank H. (m)	1958-59
Maker, David	1995
Malone, Alfred W.	2001-02
Malone, George R.	1985-86-87-88
Malone, Jonathan	2007-08
Malone, K.G. (m)	1914
Malone, Ralph	1982-83-84-85
Maloney Jr., William H.	1981
Malooof, George B.	1949-50-51
Malooof, Jeffrey R.	1987-88
Malta, Joseph W.	1974-75
Mancaruso, James M.	1988
Mancil, Steven Wade	1993
Maness, Devon	1978-79
Manget, Thomas Luke	1999-00-01-02
Manion, Tim	1982-83-85-86
Manley, Kyle T.	2005-07
Mann, Devon	1978-79
Mann, Danny J.	1978
Manning, George	1941-42-43(c)
Manning, Mark	1980
Manzoor, Ashley (t)	1999
Marble, James A.	1977-78
Marcordes, Tyler	2012-13-14
Marion, Jessie D.	1986-87-88-89
Marium, Adele (m)	1982
Marius, Laurence	2006
Maree, G.L.	1928-29-30
Marshall, Andrew	2014
Marshall, J.A.	1940-42(c)
Marshall, John	1924-25-26
Marston, Sean (m)	1994-95-96-97-98
Martimucci, Lisa (m)	1980
Martin, Buck	1950-51-52
Martin, Christie (m)	1987
Martin, Stephen (m)	1999
Martin, Jake W.	1961-62-63(c)
Martin, Jon S.	1961-62-63
Martin, L.J.	1925-26-27
Martin, Michael D.	1980-81-82-83
Martin, Ryan (m)	1991-92-93-94
Martin, W.S.	1933-34
Martin Jr., Jake W.	1986-87-89-90
Marvin, John	2014
Mason, Kent L.	1974
Mason, Shaquille	2011-12-13-14(c)
Mason Jr., Rausey W.	1957-58
Massa, Alison (m)	1995-96-97
Massey, Irving M. (m)	1939
Massey, Robert	1984-85-86-87
Mathews, George	1944-45-46-47
Mathias, Clark	1915-17-18
Mathis, Jeffrey D.	1986-87-88-89

ALL-TIME LETTERWINNERS



■ Eddie McAshan (1970-72)

Matlock, John R.	1961-62-63
Matthews, Michael	2004-05-06
Matthews, W. Clay	1947-48-49
Mattison, Richard C.	1954-55-56
Matvay, Russell	1998-99-00-01
Mauck, H.M.	1914-15-16
Mauldin, Tim	1984-85
Maynard, Charles N.	1956-57
Mays, Jerry D.	1985-86-88-89(c)
Mays, Reggie	1983
Mayton, John A.	1969-71
McAden III, Rufus Y.	1962
McArthur, J.R.	1930-31-32
McAshan III, Eddie	1970-71-72
McCabe, Richard	2001
McCaskill, Robert M.	1974-75
McCauley, George R.	1955
McClary, Jeremiah	1987-88-89-90(c)
McCloskey, Frank	1968-69-70-71
McCommons, Stephen R.	1976-77
McConnell, F.	1922-23
McCord, D.E.	1913-14
McCoy, Delma S.	1964-65-66
McCoy, Robert H.	1947-48-49-50
McDaniel III, William D.	1974-75
McDevitt, Sean L.	1986-87-88
McDonald, Alf	1912-13
McDonough, J.J.	1919-20-21-22
McDowell, M.C.	1908
McElroy, Joshua	1999
McEwen, Jeni (t)	1991-92
McFadden, Robert (t)	1989-90-93
McGaughey, William C.	1959-60-61(c)
McGee, Curtis L.	1993-94-95-96(c)
McGill, Jason	1990-91-92
McGuire, Xavier R.	2003-04-05-06
McHugh, W.P.	1941-42-46
McIntosh, J.C.	1944-45-46(c)
McIntyre, J.F.	1921-22-23(c)
McIntyre III, D.I. (m)	1939
McKay, Antonio	1983
McKayhan, Daniel	2009-10-11
McKee, J.W.	1929-30-31
McKenzie, Michael A.	1971-72-73
McKinley, J.E.	1934-35
McKinney, R.H.	1945-46-47-48
McKinney, William S.	1958-59
McKinnon, Bobby	1968
McLaughlin, Mark P.	1972-73
McLean, O.C. (m)	1937
McLeod, William L.	1972-73-74
McManus, Nathan P.	2004-05-06-07
McMath, H. (m)	1919
McNabb, Dale (m)	1985-86-87



■ Wade Mitchell (1953-56)

McNair, Tremayne	2011-12-13-14
McNamara, Kevin M.	1970-71-72
McNamara, Sean (t)	1988-89-90-91
McNames, Patrick M.	1960-61-62
McNearney, Sam	2014
McNeill, Charles A. (m)	1963-64
McPhaul, L.G.	1908
McRae, D.F.	1925-26
McRae, Nick	2009-10-11-12
McRee, C.A.	1921
Means, C.P.	1908
Means, E.B.	1911-12-13
Medintz, Jeff (m)	1975-76
Meier, Julie (t)	1992
Melton, Tyler	2008-09-10-11
Melvin, Lamar C.	1966-67
Melvin, Michael	1985-86-87
Mendheim, James R.	1961-62-63
Menegazzi, Paul D.	1981-83-84
Menger, Johnny V.	1953-54-55-56
Menocal, Nick	2011-12-13
Mercer, Michael K.	1972-74
Merchant, Emmett A.	1988-89-90-91
Meridieth III, Lonnie L.	1978
Merkle, Gus	1924-25
Merritt, James	1990
Merriweather, Tyler	2014
Messick, Antonio	2014
Middlebrooks, Jack S.	1965
Middleton, Harvey	1994-95-96-97(c)
Milam, Woodrow M.	1989-90-91-92
Miles, Carl	2010
Miles, Jermaine L.	1995-96
Miller, Don E.	1954-55-56
Miller, Hal	1950-51-52
Miller, Matthew L.	1997-98-00
Miller, Veryl E.	1989-90
Miller Jr., Birl B.	1972-73
Milligan, Harry	1931
Mills, H.F.	1943
Milo, Michael W.	1971
Milton, Chris	2012-13-14
Minter, Michael M.	1995-96
Mitchell, Christopher M.	1969
Mitchell, LaShon D.	1994
Mitchell, Ross	1998-99-2000-01(c)
Mitchell, R.M.	1945
Mitchell, W.M.	1921-22
Mitchell, Wade T.	1953-54-55-56(c)
Mizell, L.W.	1927-28-29
Modrak, Frank M.	1976
Molina, Yoel	1993-96
Momon, Clinton	1977-78-79
Montague, A.F.	1912-13-14

Montgomery, Joe	1982
Moody, Travis	1986-87
Mooney, Michael P.	1988-89-90-91(c)
Mooney, Stephen W.	1979-80-82
Moore, Daniel (m)	1994-95-96-97-98
Moore, F.B.	1923-24
Moore, Gary M. (m)	1971
Moore, George E.	1978-79
Moore, H.	1908
Moore, Jack G.	1969-70
Moore, Jeremy	2012
Moore, Justin	2011-12
Moore, Justin (m)	1999-00
Moore, J.S.	1934
Moore, Mike (m)	1970-72
Moore, Nicholas J.	2003
Moore, W.A.	1912
Moorer, W. Daniel	1964-65-66(c)
Moorhead Jr., Robert	1950-51-52
Morehouse, Christopher W.	2000-01-02
Morelock, Delmar, C.	1976
Morgan, Derrick	2007-08-09 (c)
Morgan, J.P.	1935-37
Morgan, Mark	1980
Morgan, Tyler	2009-10-11-12
Moriarty, Patrick J.	1973-74-75-77
Morris, George	1950-51-52
Morris, George W.	1962-64
Morris, Greg A.	1992-93-94
Morris, James L.	1952-54
Morris, Jimmy M.	1953-54-55(c)
Morris, Larry C.	1951-52-53-54(c)
Morris, Peyton (t)	1989-90-91-92
Morris, W.H.	1932
Morrison, D.E.	1914-15-16(c)
Morrison, Mot J.	1954
Morrow, H.K.	1943
Morton, Joel T. (m)	1962
Moss, Jack S.	1959-61
Mote, Wayne G.	1985-86-87-88
Muerth, A.M.	1939-40
Mugg, Kenneth E.	1966
Mulherin, Matthew W.	1949
Mullen, William S.	1986-87-88-89
Mumford, Galin E.	1968-69
Mundorff Jr., Roy M. (m)	1950-51-52
Munroe, Malcolm	2009-10-11-12
Murchison, Jeff	1993
Murdock, C.H.	1944-46
Murphy, Fred J.	1958-59
Murphy, R.W.	1937-38-39(c)
Murphy, T.M.	1922
Murphy, Thomas J.	1964
Murray, J.A.	1931
Murray, James G.	1974
Murray, John A.	1925
Murray, Matthew T.	1978
Murray, Sam D.	1924-25-26
Muyres, Jeremy J.	1999-00-01-02(c)
Muyres, Jon R.	1996-97-99-00(c)
Myddleton, W. Smith	1964-65-66
Myers, Christopher T.	1995-96-97
Myers, Don	1950
Myers Jr., Charles D.	1973-74-75
Naples, Andrew P.	1974
Nealy, Quayshawn	2011-12-13-14(c)
Negus, Dale	1983
Neblett, H.C.	1930-31-32(c)
Neese, Darrell	1991
Nelson, Richard R.	1965-66-67
Nephew Jr., David S.	1975
Nesbitt, Joshua	2007-08-09-10 (c)
Nesbitt, M.M.	1918-19
Nettles, J.E.	1940
Neuss, William J.	1991-92-93-94
Newberry, LeShawn	2005-06
Newmanner, Mike (m)	1968-69-70
New, Wayne C.	1969
Newman, Robert B.	1977-78-79
Newmarker, Michael W. (m)	1968-70
Nicholl, Michael O.	1959-60-61
Nicholson, Erick M.	1970
Nickels, Scott (m)	1980-81-82-83
Niebanck, Michael E.	1979-81-82
Nilson, Rodney C.	1992
Nix, John P.	1963
Nix Jr., Frank H.	1958
Nixon, J.U.	1935-36-37
Noble, Domanique	2012-13-14
Noe, James M.	1955
Nolan, James S.	1946-47-48
Nordmann, Patrick	2010
Norris, Steven H.	1969-70
North, Don (m)	1978
North, Robert E.	1948-49-50
Norton, Darrell D.	1981-82-83-84
Novak, George A.	1971
Nowell, Hal Gordon (honorary)	1919
Nuener, Donald F. (m)	1970-71-72-73
Nutting Jr., John E.	1959-60

O

Oenbrink, Robert M.	1969
Okebie, Onu	2010
O'Kelley, C.S.	1945
O'Leary, Timothy	1991
O'Leary, Martin	2001
Olive, Sammy R.	1979-80
Oliver, Adam L.	2004-05-06-07
Oliver, Brandon	2013-14
Olson, J.W.	1945
Oltz, H.F.	1927
O'Neal, John F.	1978
O'Neill III, John C.	1969-70-71
O'Neill Jr., John H.	1948-49
O'Neill, Michael O.	1961
O'Reilly, Thomas	2013
Ormsby, W.J. (m)	1945
Orr, Jeffrey E.	1977
Osborne, Terrell H.	1977-78
Oven, John M.	1970-71-72
Owen, Charles L.	1987-88-89
Owen, Kenneth S.	1954-55-56
Owens, Phillip A.	1979
Owings Jr., James B.	1971-72-73

P

Padgett, Travis (m)	1983-84-85-86-87
Page, J.A.	1937-38
Page, P.F.	1942
Page, Warren Craig	1996-97-98
Paige, Jamal	2009-10

N

Nabelle, E.G.	1921-23-24
Nabors, Jerry H.	1955-56-57
Nail, Jimmy A.	1959-60-61
Nance, A.S.	1913

ALL-TIME LETTERWINNERS

Pair, R.H.	1939
Pallman, Charles M. (Chip)	1968-69-70
Palmer, Brian (m)	1986-87-88
Palmer, Thomas M.	1985-86-87-88
Papushak, Jeffrey A.	1991-92-93-94
Paquette, Alex	2007
Parham, R.S.	1926-28
Parker, Edward H.	2005
Parker, Ken	1982-83-84-85
Parker, Stacy J.	1989-90-91-92
Parker, Travis A.	2002-03-04
Parise, Ron	1972
Pasanella, Dave	1983-84
Paschal, William A.	1942
Paschal, William A.	1962-63-64
Paschel, R.S. (m)	1946
Pass, James R.	1975-76-77(c)
Patman, Todd (m)	1992
Patterson, Donald R.	1976-77-78(c)
Patterson, H.W.	1908-09-10-11
Patterson, Jack D.	1951-52
Patton Jr., George Lee	1994-95
Patton, J.S.	1913-14
Patton, James W.	1947-48-49-50
Paul, Jerry L.	1968
Pauline, James V.	1965
Paynem, Robert G.	1975
Pearce, Edmund F. (m)	1958-59
Pearson, Toby	1984-85-86-87
Pedrick, L.E. (m)	1945
Peek, Colin D.	2005-07
Peek, J.W.	1945
Peeler, T.B.	1931
Peeler, Patrick	1993
Peeples, Embry	2008-09-10-11
Peeples, Frank (m)	1946-47-48
Peeples, Joel T.	1977-78-79-80
Penley Jr., James W.	1965-66-67
Peoples, Kevin L.	1989-90-91-92
Perdoni, Rensho G.	1969-70
Perdue, Dan (m)	1999-2000
Perkerson, J.G.	1933-34
Perkerson, L.N.	1939
Perkins, Charles	2011-13-14
Perkins Jr., Thomas B.	1978-79
Perry, Elton P.	1954
Perryman, Nathan	1993-94-95-96(c)
Person III, James W.	1968-69
Peters, Jason	2008-09-10-11
Petersen, W.B.	1931-32-33
Peterson, Michael	2008-09-10-11
Petit, J.W.	1946-47-48
Pettis, Terry L.	1987-88-89-90
Pharr, Stephen B.	1989-90-91(c)-92(c)
Phenix Jr., H. Rees	1952-54
Phillips	1919(c)
Phillips, D.J.	1932-33-34(c)
Phillips, G.M.	1915-16-17-19(c)
Phillips, J.R.	1943-44-46-47
Phillips, Jeremy M.	2002
Phillips, Michael D.	1981-82-83
Phillips III, Otis D. (m)	1958-59-60
Pickering, Deidre (t)	1994-97
Pierce, Jeffrey A.	1978-79-80-81
Pike, Mark	1982-83-84-85
Pilgrim, Raymond W.	1957-58-59
Piller, Zachery P.	1994
Pippin, John (m)	1975-76-77
Pitts, Fred (t)	1975-76
Pizzati, H.E. (m)	1933
Plaster, R.A.	1940-41-42(c)

Polk, Charles D.	1968-69
Poole, George	1950-51-52
Poole, J.M.	1932-33
Poole, W. Owen	1924-25-26 (c)
Poole, Sean	2010-11-12-13
Pope, E.G.	1946-47-48-49
Poree, Albert	2001
Porter, C.E.	1912
Porter, Joel E.	1973-74-75-76
Porter, John K.	1983-84-85
Porter, John T.	1986-87
Potts, William (m)	1989-90-91-92
Pounds, Cleve	1982-83-84-85
Powell, David C.	1998
Powell, James R.	1959-60
Powers, Steven	2007
Prather, Robert S.	1963
Preas, J.H.	1913-14-15-16
Preston, C.B.	1934-35-36
Pretz, Dick	1950-51-52
Price, Elbert L.	1966
Price, Elliot A.	1974-75-76
Price, Mitchell	1993
Price, Jerry M.	1963-64-65
Prokop, E.S.	1942-43
Pund, H.R.	1926-27-28(c)
Purvis, James A. (m)	1970-71
Putnal, Stephen S.	1971-72-73

Q

Queen, William L.	1947-48-49
Quigg, B.G.	1939-40
Quinn, Martin	1993
Quinton Jr., Billy D.	1977

R

Ragains, Stephen (m)	1988-89
Raible, Steven C.	1973-74-75
Raine, J.M.	1935
Rainey, H.W.	1913
Ramplsey, C. Todd	1985-87-88
Randolph, R.L.	1926-27-28
Rank, Matthew B.	1978-79-80
Rassau, Thomas J.	1974
Rathbun, Ira	1950
Ratterman, G.A.	1920
Ray, Darryl	1989-90
Rawlins, Ricky A.	1973
Razayeski, Jerome (t)	1989-90-91-92-93
Read, R.C.	1927
Rearden, Joseph W.	2003
Redford, David E.	1951-54
Reed, John N.	1957-58-59
Reed, Lamont S.	1993
Reese, Boyd T. (m)	1964-65-66
Reese, Dominique	2007-08-09-10
Reese, James C.	1990
Reese, Larry C.	1976-77-78
Reeves, Charles E. (m)	1956-57-58
Reeves, H.L.	1923
Reeves, Robert	1924
Register, Gerry G.	1974
Reid Jr., James E.	2004-05
Reid, Lee R.	1959-60-61
Reid, Rashaad	2008-09-10-11
Reid, R.C.	1926
Reilly, Hugh O.	2000-01-02-03(c)
Reis, Christopher E.	2002-03-04-05(c)

Rhino, Chappell	1950-51-52
Rhino, Daniel V.	1974-75-76
Rhino, Kelley W.	1999-00-01-02
Rhino, Randall P.	1972-73-74
Rhodes, Matthew D.	2004-05-06-07
Rhodes, Robert M.	1988
Rice, Anthony L.	1990-91-92-93
Rice, Ronald	1980-81-82-83
Richard II, Darryl	2004-06-07-08 (c)
Richards, C.P.	1939
Richards, Charles James	1994
Richardson, Alpette	1975-78-79
Richie, Robert W. (m)	1962-63-64
Riddle, Dave	1982
Riede, Brian (t)	1982-83
Riggle, John O.	1969-70
Riles, Wayne J.	2006
Rimmer, Walter	1937-38
Ritter, W.O.	1943-44
Roberson, Avery R.	2004-05-06-07
Robert, L.W.	1907
Roberts, C.H.	1933-34
Roberts, Chase	2013
Roberts, Linwood	1954
Roberts, Roderrick D.	1996-97-98
Roberts, S.A.	1935-37
Roberts, Tommy (t)	1978-79-80
Roberts-Blake, Raymond A.	2000-01-02 (c)
Robertson, Darrell T.	2004-05-06-07
Robertson, Greg	1985
Robertson, Justin E.	1995-96-97-98
Robinson, C.B.	1909-10
Robinson, Donald R.	1971-72-73
Robinson, James P.	1972-73-74
Robinson, Leon A.	2001-02-03-04
Robinson, Robie	1950
Robinson, Tony	1997-98-99-00
Robison Jr., David M.	1956-58
Rochester, Denny A.	1979-81-82
Rocker, Albert	2008-09-10
Rodgers, Franklin C.	1951-52-53
Rodriguez, Robert E.	1989-90-91-92
Rodwell, Ryan	2012-14
Rogers, Alan	1980
Rogers, Bill	1980
Rogers IV, Charles B.	1965
Rogers, Eugene Jackson	2002-03
Rogers, J.R.	1917-18
Rogers, John E. "Charlie"	1995-96-97-98(c)
Rogers, Nicholas Q.	1999-00-01(c)
Rogers, Phillip F.	1995-97-98-99
Rogers, Ronald W.	1994-95-96-97(c)
Rogers, Stuart	1980-81-82-83
Rogers, Travis W.	2005
Rollins, Robert T.	2005
Rollow, T.A. (m)	1944
Roof, Terence E.	1982-83-84-85(c)
Rook-Chungong, Rod	2014
Roper, Bradley R.	1977-78
Rosamilia, Mike	1983-84-85-86
Rosamond, W.I.	1935
Rose, John L.	1975-76
Rose, Shane (t)	1990-91-92
Rose, Thomas E.	1955-56-58
Rosinski, Michael D.	1970
Ross, Arthur E.	1950-51
Rotenberry, Paul D.	1954-55-56
Rountree, A.J.	1914
Roush, Elena (m)	1988
Roush, Mike (t)	1986-87-88-89
Rowe, Jonathan	2003

Rowlett, Mark	1977
Rucker, Charles A.	1974-75-76-77
Rudolph, Coleman H.	1989-90-91-92(c)
Rudolph, Jake	1950-51-52
Rudolph, John L.	1957-58-59
Rudolph, Russ (m)	1986-87-88-89
Ruffin, Larry W.	1951-52-53
Rush, Angelo	1989-90
Rusk, W.	1927-28-29(c)
Rutherford, Bruce F.	1969-71
Rutland, Reginald	1983-84-85-86
Ryckley, A.E.	1941-42

S

Sackett, G.W.	1934
Sale, Oliver H.	1954-55
Salem, Richard	1981-82-83
Salisbury, Kevin M.	1986-87-88-89
Salome, Joe M.	1950
Sammons, David	1994
Sampson, Michael J.	2002
Sams, Russell (m)	1991
Sanders, C.R.	1939-40-41 (c)
Sanders, Hugh A.	1964
Sanders, Leavitt F.	1972-73
Sanders, R.J. (m)	1941
Sandlin, Elizabeth (t)	1992
Sanford Jr., Lucius M.	1975-76-77-78 (c)
Santospago, Louis F.	1968
Sargent, John A.	1972-73-74
Satterfield, James (m)	1966-67
Saunders, Jalen	2014
Saussy, Hugh	1924
Scales III, Herbert K.	1974-75-76
Scarboro, D.D.	1918-19-20-21
Scharfschwerdt, E.	1943
Scharfschwerdt, William R.	1949
Schmidgall, David E.	2000-01
Schmidt, Robert K.	1978-79
Schnitzer, Ray L.	1974-75-76-77(c)
Schroeder, Charles (m)	1968-69-70
Schroeder, Christian	2003
Schroer, John W.	1964-65-66(c)
Schultz, Mark H.	1980-81-82
Schwetje, Craig	1993
Scott, Kenneth M.	2003-04-05-06
Scott, Franklin R.	1990-91-92
Scotton, Stefen D.	1987-88-89-90
Scully, David	2011-12
Scully, Dennis W.	1972-73
Seamon, Robert B.	1966-67-68
Sellers, Bradley A.	2006-07-08-09
Sellinger, Frank L.	1965
Sendobry, Doug	1985-87
Sennett, Bill	1953-54
Senules, Edward A.	1975
Senter, J.C.	1914-15-16
Sernulka, Leonard S.	1975
Serpico, Matt	2014
Sessions, Lee	1924
Seward Jr., James P.	1962-63-64
Sewell, Charles D.	1963-64
Sewell, Donald R.	1976-77-78
Sexton, Frank M.	1961-62-63
Sexton, Thomas K.	1976-77
Shamburger, Ellis L.	1954
Shamburger III, Ellis L.	1975-76-77-78
Shank, Donald P.	1973-74-75
Shank, Jeffrey E.	1977-78 (c)
Sharp, Anthony Scott	1994

HISTORY

ALL-TIME LETTERWINNERS



■ Scott Sisson (1989-92)

Sharpe, John F.	1963
Shaver, T.W.	1917
Shaw, C.F.	1933-34
Shaw, C. Brandon	1995-96-97
Shaw, Gene	1938-39-40
Shaw, Jamie (m)	1996-97
Shaw, Jared (Jaybo)	2008-09
Shaw, William L.	1958-59-60
Sheffer Jr., Powell P.	1949-50-51
Sheffield, Mark J.	1979-80-81-82
Sheldon, R.W.	1941-42
Shell Jr., John W.	1963
Shelley, Robert S. (t)	1968-69
Shepard, Derrick L.	1994-95-96-97
Sheppard, Steve V.	1975-76-77
Sheridan, Michael A.	1995-96-97-98
Sheridan, Robert E.	1961
Sherman, Robert G.	1951-52-53
Sherrill, Jeff	1986
Shershin, Mike (m)	1979-80-81-82
Shields, William D.	1972-73-74
Shiver, David N.	1968-69-70
Shoemaker Jr., Jacob W.	1952-53
Shook, Claude E.	1965-66-67
Showman, Mark A.	1975-76
Shuberg, David A.	1992
Shuler, Theodore R.	1951-52
Shulman, I.	1927-28
Shuman, Jimmy H.	1960
Sias, John R.	1966-67-68
Sides, James V.	1959-60
Siffri, Joseph C.	1987-88-89-90
Silvers, Chris (t)	1986-87-88
Simerville, Lester T.	1957-58
Simmons, Antonio	2014
Simmons, Charlie	1991-93-94
Simmons, Christopher	1987-88-89-90
Simmons, David A.	1962-63-64
Simmons, DeShaan Z.	1995-96-97
Simmons, Reid W. (m)	1967-68-69-70
Simmons, Roy F.	1975-76-77-78
Simons, James S.	1977-78-79
Sims, David B.	1974-75-76
Sims, David	2010-11-12-13(c)
Sims, Jack	1986
Sims, Quentin	2009
Sims, T.F.	1935-36-37(c)
Sims, W.E.	1937
Sinclair, B.W.	1909-10
Singleton, Timothy M.	1957
Sircy, Walter Z.	1960-61-62
Sisson, Scott O.	1989-90-91-92
Skalko, John J.	1972-73
Skelton, Lancen S.	1978-79-80-81(c)
Staten, R.L.	1942-46-47



■ Pat Swilling (1982-85)

Slater, Alicia (m)	1988-89
Sloan, B.H.	1929
Slocum, J.R.	1931-32-33
Smales, Bill	1985
Smelter, DeAndre	2013-14
Smith, Andrew W.	2005-06-07-08
Smith, Austin J. (A.J.)	2005-06-07-08
Smith, A. Nelson (m)	1953
Smith, B.D. (m)	1945
Smith, Ben S.	1959-60
Smith, Brad	1985
Smith, C.B.	1907
Smith, C.S.	1926-27-28
Smith, Carlos L.	1994-95
Smith Jr., Daniel J.	1957-58-59
Smith, Daryl L.	2000-01-02-03(02)
Smith, David	2004
Smith, David (t)	1975-76-77-78
Smith, Demond.	2012-13-14
Smith, Forrest	1945
Smith, Fred	1950
Smith, George B.	1936-37-38
Smith, Giles R.	1964-65-66
Smith, Gregory J.	2006-07-08
Smith, H.R.	1947-48
Smith, Hester (m)	1985-86
Smith, James R.	1972
Smith, Jeff (m)	1980-81-82
Smith, Jeffrey L.	1973
Smith, John R.	1988-89
Smith, Johnny S.	1977-78-79-80
Smith Jonathan D.	2000-01-02-03
Smith, Kenneth L. (m)	1973-74-75-76
Smith, Kamau Kofi	1995-96-97-98(c)
Smith, Michael C.	1991-92-93-94
Smith, Murry D.	1974-75-76
Smith, Orwin	2009-10-11-12
Smith, O.D.	1934
Smith, Phil	2009-10-11
Smith, Sean W.	1986-87-88-89
Smith, Ted N.	1955-56-57
Smith, W.D.	1918
Smith, W.N.	1943
Smoots, Jonathan	1983
Smrekar, Jacob	1997
Sneed, P.C.	1914
Snell, Gary	1981
Snider, Luke	2007
Snoddy, Broderick	2012-13-14
Snow, Leonard N.	1965-66-67
Snow, Mike	1984-85
Snyder, Adam (t)	1997-98-99
Snyder, Kenneth D.	1949-50-51
Snyder, W.R.	1907
Solomon, Robert S.	1960-61

Sorrells, Tyrone	1985-86
Southall, Bruce C.	1970-72-73
Southard, J.W.	1946-47-48-49
Southerland, Ken	1983-84
Spalding, J.J.	1908-09-10
Sparks, R. Stan	1981
Spears Jr., Leon B.	1951-52
Speer, F.	1927-28-30
Spence, T.L.	1914-15-16
Spencer, Glenn	1982-83-84-85
Spiotta Jr., Eugene J.	1968-69
Sprading, T.L.	1932-33
Spratlin, H. Dean (m)	1938
Spratte, Gerald E.	1954
Sprayberry, Bryan (m)	1994-95-96-97-98
Sprayberry, J.P.	1938-39-40
Spriggs, David E.	1949
St. Hilaire, Chris (m)	1994
Stacy, G.T.	1934
Stallard, Kyle	2014
Stallings, Larry	1960-61-62
Stallworth, Cedric T.	1985-86-87-88(c)
Stallworth, Dexter	1994-95-96
Stamps Jr., Charles W.	1972
Stanfill, Tom	1980-81-83
Stanley, Jimmy	1980-81
Stansbury, M. Todd	1981
Stargel, Tyler	2013-14
Staton, A.H.	1919-20-21-22
Staton, J.C.	1920-21-22-23
Steadman, David A.	1961
Steagall, Derrick L.	1993-94-95-97
Steber, John W.	1943(c)
Steele, John A.	1974-76-77
Stegall, C.R.	1912
Stegall, William David	1988-89-90-91
Stein, Wilbur	1941-42-43
Stephens, Rodrequis L.	1984-86-87-88
Stephenson, Donald P.	1955-56-57(c)
Stevens, James A.	1972-73
Stevenson, Joel C.	1966-67-68(c)
Stevenson, Robert O.	1971-72-73
Stewart, Ryan E.	1992-93-94-95(c)
Stickel, Andy (m)	1993
Still, J.E.	1946-47
Stimson, Nathan K.	1996-98
Stokes, Ivey J.	1978-79-80
Stokes, Kip (m)	1989
Stone, Robert M.	1957-58
Stoner, Ed (m)	1984-85-86-87-88
Story, Lyles W.	1966-67-68
Stover, Clarence B.	1980
Stover, R.W. (m)	1945
Stradley, Jim	1986
Strain Jr., Lee O.	1959
Street, W.O.	1934-35
Strickland, David L.	1976-77
Strickland, R.E.	1929-30
Strickland, Vernon	1994-95
Stroebe, Trevor	2013-14
Strohmeier, Richard F.	1989
Strom, Rick	1983-84-86-87
Strom, Robert B.	1969
Stroman, Graham L.	1993-94
Strupper, George E.	1915-16-17
Studdard, Larry G.	1969-70-71
Sudderth, James T.	1963
Suggs, Aaron J.	2002-03
Sulhoff, David (m)	1998
Summer, James L.	1953-54-55
Summers, Micheal	2013-14
Sumpter, Levon	1978
Sutton, S.B.	1939-40-41
Swaim, James C.	1968
Swank, Richard (t)	1987-88-89-90
Swanson, Courtney (t)	1996
Swanson, David H.	1981
Swanson, George P.	1959-60-61
Sweeney, Ryan (m)	1992-93-94
Sweeting, Rod	2009-10-11-12
Swilling, Darrell G.	1988-89-90-91
Swilling, Jerry Kenneth	1988-89-90-91
Swilling, Pat	1982-83-84-85
Sykes, Lewis W.	1949-50
Sykora, James J.	1974
Sylvester, Steven	2008-09-10-11(c)

T

Tanner, Chris	2009-12
Tarplin, Jesse A.	1995-96-97-98
Tarquinio, Gavin C.	2003-05
Tarrant, Jerrard	2009-10
Tattich, Robert B.	1974
Taylor, Cooper	2008-09
Taylor, James S.	1967
Taylor, Jim B.	1981-82
Taylor, Kenneth T.	1978-79-80
Taylor, Michael H.	1976-78(c)
Taylor, Rumsey B.	1948-49
Taylor, Steven H. (m)	1969-70-71
Taylor, Tom	1982-83
Taylor Jr., John H.	1963-64
Teas Jr., William T.	1952-53
Tedder, David K.	1976
Templeton, Peden	1950
Terry, James L.	1975
Tetterton, Alex G.	1999-00-01
Thaden, Bill	1950-51-52
Tharpe, E.S.	1935-36
Tharpe, Mack	1924-25-26
Tharpe, R.H.	1931-32-33(c)
Theodocion, Charles D.	1952-56-57
Thomas, Landers A.	1987-88
Thigpen Jr., Robert F.	1971-72
Thomas, Andre A.	1985-86-87-88
Thomas, Andy	1983
Thomas, Dana (m)	1985-86-87
Thomas, Darrell	1979-80
Thomas, Demaryius	2007-08-09
Thomas, Eric F.	1986-87-88-89(c)
Thomas, Jemea	2009, 2011-12-13(c)
Thomas, John J.	1983-84-85
Thomas, Justin	2014(c)
Thomas, Levon	2001-02-03-04
Thomas, Michael (t)	1990-92-93-94
Thomas, Robert D.	1962
Thomas, Robert P.	1975-77-79
Thomas, Ted	1956-57-58
Thomason, E.K.	1911-12-13
Thomason, J.G.	1927-28-29
Thomason, John M.	1956
Thompson, Alex	1998
Thompson, Charles K.	1959
Thompson, Jimmy E.	1954-55-56
Thompson, Kenny	1981
Thompson, Larry	1945
Thompson, E.O.	1934-35
Thompson Jr., Roy L.	1949
Thomson, Andrew	2003-04
Thrash, K.M.	1926-27-28
Thrash, W.G.	1938
Thrash Jr., Kenneth M.	1955-56

ALL-TIME LETTERWINNERS

Thurson, Theodore N.	1979-80-81-82
Thurson, Timothy H.	1978-79
Thweatt	1917
Tibbetts Jr., Marvin O.	1958-59-60
Tidwell, Robert H.	1957
Tidwell-Neal, Andrew C.	2001-02-03-04(c)
Tierney, Clarence L.	1974-75-76
Tickle, Calvin B.	1989-90
Tillman, Travasa A.	1996-97-98-99(c)
Timmons, Stephen G.	1971
Tinsley, P.R.	1943-44(c)
Tisdell, Kevin A.	1990-91-92
Tobin, Sean	2011-13-14
Tolbert, Troy T.	1997-98-2000
Toner, Donald W.	1961-62
Tongo, Osahon	2007-08-09
Tortorici, Anthony J.	1989
Trainer Jr., Cecil E.	1951-52-53
Trapnell, James H.	1964-66
Travis, Kyle	2011-12-13-14
Travis, Mike	1982-83-84-85
Travis, Scott E.	1990-91-92
Trawick, C.B.	1913
Traylor, Robert	1955-56
Tsoukalas, Tessa (t)	1997-98-99
Tucci, John A.	1972-73
Tucker, Taalib S.	2005-06
Tuminello, Kevin J.	2004-05-06-07
Turner, Glenn O.	1951-52-53
Turner III, Dewitt T.	1965-66-67
Turrentine, Thomas L.	1971-72
Tye, Leonidas W	1958

U

Ulrich	1917
Urczyk, Jeffrey L.	1973-74-75
Uremovich, Matthew	1999
Usher, Myron Finesse	2004
Usry, Joe	1922-23-24
Utt, Benjamin M.	1978-79-80
Uzzi, Omoregie	2009-10-11-12(c)

V

Vance, John Todd	1991-92-93-94
Van Dora, Tash J.	1968-69
Van Houten, John (m)	1956-57-58
Vann, Ronald	1956-57
Varner, Edwin S.	1964-65
Vatney, Tim (m)	1995-96-97
Veazey, Norman D.	1957-58
Vereen, Carl H.	1953-54-55-56
Vereen, Orville P.	1951-52-53 (c)
Vernau, Charles A.	1993-94-95
Vezev Jr., Stanley A.	1969-70
Vickers, Paul A.	1955-56-57
Viereck, G.W.	1931-32
Vines, John E.	1950-51
Vinson, Mike (m)	1989
Vitunic, Joseph A.	1967-69
Volkert, George A.	1953-54-55-56 (c)
Volley Jr., Lynwood	1978-79-80
VonWeller, P.J.	1928
Voss, Dan	2006-07-08-09

W

Waddey, F.O.	1927-28
Wakefield, M.L.	1943
Walker, Alex	2008
Walker, Keenan E.	1991-92-93
Walker, Steve C.	1978-79
Walker, Vance J.	2005-06-07-08 (c)
Walker, Warren L.	1970
Wallace, Donald W.	1966-68
Wallace, Kyle P.	2001-02-03-04
Waller, Darren	2011-12-13-14
Walls, Lance	2008
Walls, Levi	2007
Walls, Logan	2008-09-10-11
Walters, Grady (m)	1976-79
Warner, R.J.	1934
Warren, Harry C.	1966
Warren, James A. (m)	1973
Washington, Tevin	2010-11-12(c)
Waskey, Carlton B.	1960-61
Waters, J. Alan	1988-89-90-91
Waters, Dean B.	1979-81-82-83
Waters, Mitch	1985-86
Watkins, G.C.	1927-28-29
Watkins, Hugh R.	1962-63-64
Watkins, James F.	1956-57-58(c)
Watkins, Kerry J.	1999-00-01-02(c)
Watson, Alonzo	1985-86-87-88
Watson, Carl D.	1960-61-62
Watson, Merrix W.	1998-99-00-01
Watson, Richard	2009-10-11
Watterworth, Bradley A.	1975
Watts, Brandon	2010-11-12-13
Weaver, Dean	1984-85-86-87
Weaver, John B.	1966-67-68
Weaver, Keith B.	1995
Weaver, William H.	1989-90-91-92
Webb, B.P.	1918-19-20
Webb, G.I.	1939-40-41
Webster, Grady F.	1954
Weigle, John	1950
Weiman, Edward A.	1961-62-63
Weinstein, Scott (t)	1982
Weintraub, Glenn (m)	1975-76-78
Welch, John J.	1959-60
Welchel, Dan	1917
Wellington, Ralph W.	1962
Wells, Thomas E.	1958-59-60
Werner, S.A.	1923
West, G.R.	1916
West, Charles G.	1952
West, W.P.	1941-42
West Jr., Edward P. (t)	1969-70-71
Westbrook, J.J.	1927-28-29
Westbrook Jr., Jack	1980-81-82-83
Westmoreland, Marc	1996
Whately, Melvin	1998
Whealler, Edward O.	1972-73-74-75
Wheat, Johnny L.	1949-50-51
Wheby, E.M.	1938-39
Wheeler, Philip	2003-05-06-07
Whisenhunt, Ken	1980-81-82-83-84
White, Bret C.	2006-07-08
White, D.J.	2012-13-14
White, Edward Dezmon	1997-98-99
White, Mark J.	1985-86-87-88
White, Willie	2008
Whitehead, Hugh P. (m)	1955-56
Wilcox, A.L.	1936-37-38
Wilcox, E.D.	1932-33-34
Wilcox, Eric D.	1966-67-68

Wilcox, J.R.	1933-34-35
Wilcox, Reggie D.	1997-98-99
Wilder, Edwin	1997-98-99-00
Wiley, Charles A.	1995-96-97-98
Wiley, Floyd M.	1955-56
Wilhoit, Billy	1943
Wilkerson, Rodney K.	1991-92-93-94
Wilkes, Gregory C.	1967-69
Wilkes, Reginald W.	1974-75-76-77
Wilkins, Brian E.	1995-96-97-98
Wilkins, G.C.	1940
Wilkins, Gary C.	1981-82-83-84
Wilkinson, Gerris	2002-03-04-05(c)
Wilkins, Scott	1998
Williams, Anthony	2011-12-13
Williams, A.S.	1929-31-32
Williams, B.W.	1944-45-47
Williams, C.W.	1932-33-34
Williams, Chirod A.	2002-03-04
Williams, Darius L.	2003-04
Williams, Gary T.	1963-64-65
Williams, I.A.	1923-24-25
Williams, John B.	1975
Williams, John W.	1968-69-70
Williams, Jerrelle L.	1988-89-90-91
Williams, Marlon C.	1990-91-92-93
Williams, Michael A.	1990-91-92-93
Williams, Michael G. (m)	1965-66-67
Williams, Larry E.	1969
Williams, Rodney C.	1995-96-97-98
Williams, Samuel A.	2006
Williams, Sidney E.	1949-50-51
Williams, Wes (m)	1983-84-85-86-87
Williams Jr., Calvin L	1994-95-96
Williamson, Grady Lee	1988-89
Williamson, William M.	1959-60-61(c)
Willis, Isiah	2014
Willock, Raymond	1953-54
Wills, John T.	1952
Wilson, Don	1984-85-86-87
Wilson, Eddie (m)	1989
Wilson, J.I.	1943-44
Wilson, Kenneth J.	1987-88-89
Wilson, Lauri (m)	1993-94
Wilson, William C.	1961-62
Wimbush, Recardo L.	1999-00-01-02(c)
Windham, William (m)	1990-91-92-93
Winegar, James M.	1978
Wingo, Gary L.	1971
Winingder, Thomas K.	1960-61-62(c)
Wise, Daryl D.	1983-84
Wiseman, Dale (t)	1990-92
Wisman, Witt B.	1971-72-73
Witherspoon III, Dan,	1994-96-97
Wofford, David (m)	1996
Wolfe, Richard C.	1969
Wolfe, Robert V.	1984
Wolkoff, Paul (t)	1989-90-91-92
Wood, C.R.	1937-38-39
Wood, Dan L.	1979-80
Wood, Duane R.	1979-80-81-82
Woodall, Timothy M.	1968
Woodhull, Maury T.	1968
Woodruff, Brent (t)	1983-84-85-86
Woodruff, Jimmie (m)	1959-60-61-62
Woodruff, Paul (m)	1942
Woods, Christopher J.	2003-04-05
Woods, James W.	1975-76
Woodward, Douglas L. (m)	1958
Woolley, Rand (m)	1991-92-93-94
Woolf, John R.	1955
Word-Daniels Jahi L.	2005-06-07-08

Wright	1925
Wright, Frederick N.	2000-01-02
Wright, Harry	1950-51-52
Wright, J.E.	1939-40-41(c)
Wright, James L.	1964-65-66
Wright, Jeffrey M.	1990-91-92-93
Wright, John W.	1961-62
Wright, Ronda (m)	2000
Wright, Marcus	2008, 2010
Wrotto, Mansfield C.	2003-04-05-06
Wycoff, S.D.	1923-24-25
Wysong, Michael J.	1968-69-70

Y

Yahiaoui, Mohamed	2005-06, 08
Yandell, Clyde	2008-09
Yates, Brian J.	1979
Yates, George B.	1962-63
Yeager, Bruce D.	1974-75-76-77
Young, Christopher L.	1998-99-00-01(c)
Young, Clyde A.	1951-52
Young, Louis	2010-11-12-13

Z

Zachery, Cedric T.	1992-93-94-95
Zawoysky, Ronald J.	1969
Zenon, Tony	2011-12-13-14
Ziegler, F.R.	1946-47-48
Ziegler, John A.	1960
Zimmerman, Jeff	1986-87

(c) Team captain
(m) Student manager
(t) Student trainer

ALL-TIME STARTING LINEUPS

1944

LE Joe Daniel
LT Jack Glenn
LG Roland Phillip
C Paul Duke
RG George Hills
RT Deane Gaines
RE Phil Tinsley
QB Johnny McIntosh
FB Billy Williams
HB Frank Broyles
HB George Mathews

1945

LE Bill Busbin
LT Bob Davis
LG George Hills
C Paul Duke
RG Buck Doyal
RT Deane Gaines
RE Walter Kilzer
QB Ed Holsinger
FB Johnny McIntosh
LHB George Mathews
RHB Jack Peek

1946

LE Jimmy Jordan
LT Bob Davis
LG Bill Healy
C Paul Duke
RG Ewell Pope
RT Ralph Slaten
RE George Brodnax
QB Frank Broyles
FB Allen Bowen
LHB George Mathews
RHB Pat McHugh

1947

LE J.W. Castleberry
LT R.L. Slaten
LG J.R. Phillips
C L.W. Hook
RG Bill Healy
RT Bobby Davis
RE George Brodnax
QB Jimmy Southard
Jim Still
FB Frank Zeigler
LHB George Mathews
RHB Jim Petit

1948

LE Jack Griffin
LT Dan Bradach
LG Ewell Pope
C L.W. Hook
RG Bill Healy
RT Tom Coleman
RE George Brodnax
QB Jimmy Southard
FB Jim Petit
LHB Frank Ziegler
RHB Bob McCoy

1949

LE Jack Griffin
LT Tom Coleman
LG Ewell Pope
C Bob Bossons
RG Buck Doyal
RT Dan Bradach
RE Dick Harvin
QB Jimmy Southard
FB Morris Harrison
LHB Buster Humphreys
RHB Bob McCoy

1950

LE Dick Harvin
LT Ray Beck
LG John Vines
C Bob Bossons
RG D. Flanagan
RT Hal Miller
RE Henry Ferris
QB Darrell Crawford
FB Bobby North
HB Frank McCoy
HB Buster Humphreys
James Patton

1951

OFFENSE

LE Jeff Knox
LT Lum Snyder
LG Ed Gossage
C Pete Brown
RG Ray Beck
RT Hal Miller
RE Buck Martin
QB Darrell Crawford
FB George Maloof
HB Leon Hardeman
HB John Hicks
K Pepper Rodgers

DEFENSE

LE Sid Williams
LT Bill Thaden
LG Ed Carithers
RG Ray Beck
RT Lamar Wheat
RE Pete Ferris
LB Larry Morris
LB George Morris
HB Bobby Moorhead
HB Charlie Brannon
S Jackie Rudolph
P Dave Davis

1952

OFFENSE

LE Jeff Knox
LT Matt Lyons
LG Ed Gossage
C Pete Brown
RG Jake Shoemaker
RT Hal Miller
RE Buck Martin
QB Bill Brigman
FB Glenn Turner
HB Leon Hardeman
HB Bill Teas
K Pepper Rodgers

DEFENSE

LE Sam Hensley
LT Bill Thaden
LG Orville Vereen
RG Roger Frey
RT Bob Sherman
RE Cecil Trainer
LB George Morris
LB Larry Morris
HB Bobby Moorhead
HB Charlie Brannon
S Jake Rudolph
P Dave Davis

1953

LE Sam Hensley
LT Roger Frey
LG Franklin Brooks
C Larry Morris
RG Orville Vereen
RT Bob Sherman
RE Henry Hair
QB Pepper Rodgers
FB Glenn Turner
HB Leon Hardeman
HB Billy Teas
P Dave Davis

1954

LE Bill Sennett
LT Carl Vereen
LG Franklin Brooks
C Larry Morris
RG Bill Fulcher
RT Ormand Anderson
RE Henry Hair
QB Wade Mitchell
FB George Humphreys
HB Paul Rotenberry
HB Billy Teas
P Johnny Menger

1955

LE Tommy Rose
LT Carl Vereen
LG Franklin Brooks
C Jimmy Morris
RG Allen Ecker
RT Ken Thrash
RE Don Ellis
QB Wade Mitchell
FB Dickie Mattison
HB Paul Rotenberry
HB George Volkert
P Johnny Menger

1956

LE Tommy Rose
LT Carl Vereen
LG Jimmy Johnson
C Don Stephenson
RG Allen Ecker
RT Ormand Anderson
RE Don Ellis
QB Wade Mitchell
FB Ken Owen
HB Paul Rotenberry
HB George Volkert
P Ken Owen

1957

LE Jerry Nabors
LT Urban Henry
LG Dan Theodocion
C Don Stephenson
RG Leon Askef
RT Rausey Mason
RE Ted Smith
QB Fred Braselton
FB Lester Simerville
HB Stan Flowers
HB Cal James
P Jerry Nabors

1958

LE Jerome Green
LT Rausey Mason
LG Bob Stone
C Maxie Baughan
RG John Neal Reed
RT Ted Thomas
RE Gerald Burch
QB Fred Braselton
FB Floyd Faucette
HB Cal James
HB Frank Nix
P Gerald Burch

1959

LE Gerald Burch
LT Billy Shaw
LG Harold Erickson
C Maxie Baughan
RG John Neal Reed
RT Toby Deese
RE Jack Rudolph
QB Marvin Tibbetts
FB Taz Anderson
HB Floyd Faucette
HB Billy Williamson
P Gerald Burch

1960

LE Gerald Burch
LT Billy Shaw
LG Harold Erickson
C Willie McGaughey
RG Dave Watson
RT Ed Nutting
RE Taz Anderson
QB Stan Gann
FB Ben Smith
HB Chick Graning
HB Billy Williamson
P Don Coker

1961

LE Ted Davis
LT Ed Griffin
LG Harold Erickson
C Willie McGaughey
RG Dave Watson
RT Larry Stallings
RE Bob Solomon
QB Stan Gann
FB Mike McNames
HB Chick Graning
HB Billy Williamson
P Billy Lothridge

1962

LE Ted Davis
LT Ed Griffin
LG Rufus Guthrie
C Bobby Caldwell
RG Dave Watson
RT Larry Stallings
RE Billy Martin
DS Don Toner
QB Billy Lothridge
FB Mike McNames
HB Joe Auer
HB Zollie Sircy
P/K Billy Lothridge

1963

LE Ted Davis
LT Bill Farrington
LG Brad Yates
C Dave Simmons
RG Jimmy Seward
RT Joe Chapman
RE Billy Martin
LB Ed Weinman
QB Billy Lothridge
FB Ray Mendheim
HB Joe Auer
HB Johnny Gresham
P/K Billy Lothridge

1964

OFFENSE

SE Mike Fortier
LT Bill Moorier
LG Joe Colvin
C Bill Curry
RG Bill Myddelton
RT Tom Ballard
TE Gary Williams
QB Jerry Priestley
FB Jeff Davis
HB Johnny Gresham
HB Terry Haddock
K Bunky Henry

DEFENSE

OLB Dave Austin
DL Billy Schroer
DL John Battle
DL Jimmy Seward
OLB Steve Copeland
OLB Dave Simmons
ILB W.J. Blane
CB Gerry Bussell
CB Tommy Jackson
SS Tommy Bleick
FS Haven Kicklighter
P Jerry Priestley

1965

OFFENSE

SE Mike Fortier
LT Bill Moorier
LG Joe Colvin
C Jim Breland
RG Bill Myddelton
RT Lamar Wright
TE Gary Williams
QB Kim King
FB Tommy Carlisle
TB Lenny Snow
FL Craig Baynham
K Bunky Henry

DEFENSE

OLB Bill Ellis
DL Billy Schroer
DL John Battle
DL Buddy McCoy
OLB Steve Copeland
ILB Randall Edmunds
ILB W.J. Blane
CB Tommy Bleick
CB Bill Eastman
CB Haven Kicklighter
FS Sammy Burke
P Jerry Priestley

1966

OFFENSE

SE Mike Fortier
LT Bill Moorier
LG Buddy McCoy
C Jim Breland
RG Rick Nelson
RT Lamar Wright
TE Steve Almond
QB Kim King
FB Doc Harvin
TB Lenny Snow
FL Craig Baynham
K Bunky Henry

DEFENSE

OLB Eric Wilcox
DL Mike Ashmore
LB Billy Schroer
DL John Lagana
OLB Tommy Carlisle
ILB W.J. Blane
ILB Randall Edmunds
CB Bill Eastman
CB Haven Kicklighter
SS Giles Smith
FS Sammy Burke
P Charlie Mason

1967

OFFENSE

SE Joel Stevenson
LT Rick Nelson
LG Joe Vitunic
C Billy Kidd
RG Lamar Melvin
RT Jim Penley
TE Steve Almond
QB Kim King
FB Doc Harvin
TB Lenny Snow
FL John Sias
K Tommy Carmichael

DEFENSE

OLB Tommy Carlisle
DL John Lagana
DL Claude Shook
DL Mike Ashmore
OLB Chris Denny
ILB Randall Edmunds
ILB Eric Wilcox
CB Joe Bill Faith
CB Bill Eastman
SS David Barber
FS Bill Kinard
P Tommy Chapman

1968

OFFENSE

SE Tim Woodall
LT Galin Mumford
LG Mike Bradley
C John Collins
RG Todd Woodhull
RT Terry Story
TE Joel Stevenson
QB Larry Good
FB John Weaver
TB Dennis James
FL John Sias
K Johnny Duncan

DEFENSE

OLB Steve Foster
DL Eric Wilcox
DL Bob Seamon
DL Lou Santospagio
OLB Mike Glad
ILB Bill Flowers
ILB Steve DeBardelaben
CB Mike Wysong
CB Joe Bill Faith
SS Bill Kinard
FS Tash van Dora
P Tommy Chapman

1969

OFFENSE

SE Larry Studdard
LT Al Hutko
LG Joe Vitunic
C John Callan
RG Mark Bradley
RT Richard Gardner
TE Steve Norris
QB Jack Williams
FB Steve Harkey
TB Brent Cunningham
FL Herman Lam
K Jack Moore

DEFENSE

OLB Randy Duckworth
DL Rock Perdoni
LB Stan Beavers
DL Sid Gunter
OLB Smylie Gebhart
ILB Buck Shiver
ILB John Riggie
CB Rick Lewis
CB Jeff Ford
SS Bubba Hoats
FS Mike Wysong
P Tommy Chapman

1970

OFFENSE

SE Larry Studdard
LT Glenn Costello
LG Richard Gardner
C John Callan
RG Al Hutko
RT Rick Lantz
TE Steve Foster
QB Eddie McAshan
FB Steve Harkey
TB Rob Healy
FL Brent Cunningham
K Jack Moore

DEFENSE

OLB Brad Bourne
DL Rock Perdoni
LB Gary Carden
DL Jim Broome
OLB Smylie Gebhart
ILB Buck Shiver
ILB Bill Flowers
CB Rick Lewis
CB Jeff Ford
SS Dave Beavin
FS Bubba Hoats
P Chip Pallman

ALL-TIME STARTING LINEUPS

1971

OFFENSE

SE Jim Owings
DL Glenn Costello
LG Al Hulko
C John Callan
RG Scott Engel
RT Rick Lantz
TE Mike Owen
QB Eddie McAshan
FB Rob Healy
TB Greg Horne
FL Brent Cunningham
K Bobby Thigpen

DEFENSE

OLB Beau Bruce
DE Richard Gibney
NG Steve Putnal
DE Bobby Daffer
OLB Don Shank
ILB Joe Harris
ILB Stan Long
CB Mike McKenzie
CB Scott Bridge
SS Witt Wisman
FS Randy Rhino
P Dick Bowley

1974

OFFENSE

SE Jimmy Robinson
LT Jeff Urczyk
LG Mark Hunter
C Leo Tierney
RG Bill McLeod
RT Billy Shields
ILB Bruce Elliott
CB Mike McKenzie
CB Jeff Ford
SS Dave Beavin
FS Gary Faulkner
P Dick Bowley

SE Jimmy Robinson
LT Jeff Urczyk
LG Mark Hunter
C Leo Tierney
RG Bill McLeod
RT Billy Shields
ILB Bruce Elliott
CB Mike McKenzie
CB Jeff Ford
SS Dave Beavin
TB David Sims
FL Adrian Rucker
K Danny Smith

1972

OFFENSE

SE Jimmy Robinson
LT Don Robinson
LG John Sargent
C Pete Geren
RG Glenn Costello
RT Rick Lantz
TE Mike Owen
QB Eddie McAshan
FB Rob Healy
TB Greg Horne
FL Jim Owings
K Bobby Thigpen

DEFENSE

OLB Bruce Elliott
DE Red McDaniel
NG Bob Bowen
DE Rick Gibney
OLB Lucius Sanford
ILB Joe Harris
ILB Tony Daykin
CB Randy Rhino
CB Gil Kyle
QB Eddie Porter
FS Danny Rhino
P Mike Johnson

1975

OFFENSE

SE Elliott Price
LT Jeff Urczyk
LG Mark Hunter
C Leo Tierney
RG Alex Bryan
RT Bob Curley
TE Steve Raible
QB Danny Myers
FB Pat Moriarty
TB David Sims
FS Scott Bridge
P Dick Bowley

SE Elliott Price
LT Jeff Urczyk
LG Mark Hunter
C Leo Tierney
RG Alex Bryan
RT Bob Curley
TE Steve Raible
QB Danny Myers
FB Pat Moriarty
TB David Sims
FL Bucky Shamburger
K Don Bessillieu

1973

OFFENSE

SE Jimmy Robinson
LT Scott BeVier
LG Don Robinson
C Rowland Bradford
RG Bill McLeod
RT Billy Shields
TE Mark Fields
QB Jim Stevens
FB Bruce Southall
TB Greg Horne
FL Jim Owings
K Cam Bonifay

DEFENSE

OLB Freeman Colbert
DE Red McDaniel
LB Lawton Hydrick
DE Rick Gibney
OLB Reggie Wilkes
ILB Bob Bowen
ILB Lucius Sanford
CB Danny Rhino
CB Gil Kyle
SS Tony Daykin
FS Don Bessillieu
P Harper Brown

1976

OFFENSE

SE John Steele
LT Roy Simmons
LG Randy Pass
C Leo Tierney
RG Elliott Price
RT Jay Garrett
TE Donnie Sewell
QB Gary Lanier
FB David Sims
TB Eddie Lee Ivery
FL Adrian Rucker
K Danny Smith

DEFENSE

OLB Al Richardson
DE Mike Blanton
NG Ivey Stokes
DE Mark Bradley
OLB Mackel Harris
ILB Henry Johnson
ILB Mike Helm
CB Donald Patterson
CB Ken Taylor
SS Lawrence Lowe
FS Don Bessillieu
P Jeff Pierce

1979

OFFENSE

SE Kris Kentera
LT David Lutz
LG Clint Momon
C Scott Simons
RG Ben Utt
RT Tom Daniel
TE George Moore
QB Mike Kelley
FB Ronny Cone
TB Bo Thomas
FL Leon Chadwick
K Johnny Smith

SE Kris Kentera
LT David Lutz
LG Clint Momon
C Scott Simons
RG Ben Utt
RT Tom Daniel
TE George Moore
QB Mike Kelley
FB Ronny Cone
TB Bo Thomas
FL Leon Chadwick
K Johnny Smith

DEFENSE

OLB Al Richardson
DE Rick Olive
NG Ivey Stokes
DE Lynwood Volley
OLB Lance Skelton
ILB Henry Johnson
ILB Bill Haley
CB Kevin Schmidt
CB Ken Taylor
SS Mark Sheffield
FS Lawrence Lowe
P Jeff Pierce

1981

OFFENSE

SE Kenny Thompson
LT Ellis Gardner
LG Ken Howell
C Dean Waters
RG Derek Gwinn
RT David Lutz
TE Glenn Etheridge
QB Mike Kelley
FB Ronny Cone
TB Robert Lavette
FL Jeff Keisler
K Ron Rice

DEFENSE

OLB Pat Swilling
DT Bobby Hodge
NG Donnie Chisholm
DT Glenn Spencer
OLB Dante Jones
ILB Rob Horton
ILB Ted Roof
CB Mike Travis
CB Reginald Rutland
SS Jack Westbrook
FS Toby Lantz
P Ron Rice

1984

OFFENSE

SE Darrell Norton
LT John Ivemeyer
NG Wally Cawthon
DT Mark Bradley
OLB Robert Jaracz
ILB Duane Wood
ILB Rob Horton
CB Paul Menegazzi
CB Ted Thurson
SS Mark Sheffield
FS Sammy Brown
P Jeff Pierce

SE Darrell Norton
LT John Ivemeyer
NG Wally Cawthon
DT Mark Bradley
OLB Robert Jaracz
ILB Duane Wood
ILB Rob Horton
CB Paul Menegazzi
CB Ted Thurson
SS Mark Sheffield
TB Robert Lavette
FL Mike Harrington
K David Bell

1982

OFFENSE

SE Darrell Norton
LT Ellis Gardner
LG Ken Howell
C Dean Waters
RG Mark Schuitz
RT David Lutz
TE Gary Wilkins
QB Jim Bob Taylor
FB Eddie Fortier
TB Robert Lavette
FL Jeff Keisler
K Ron Rice

DEFENSE

OLB Pat Swilling
DT Glenn Spencer
NG Donnie Chisholm
DT Ken Parker
OLB Dante Jones
ILB Ted Roof
ILB Jim Anderson
CB Mike Travis
CB Reginald Rutland
SS Cleve Pounds
FS Anthony Harrison
P Mike Snow

DEFENSE

OLB Dante Jones
DT Marvin Dyett
NG Donnie Chisholm
DT Bobby Hodge
OLB Robert Jaracz
ILB Duane Wood
ILB Rob Horton
CB Mike Travis
CB Ted Thurson
SS Jack Westbrook
FS Sammy Brown
P Ron Rice

1986

OFFENSE

SE Gary Lee
LT John Ivemeyer
LG John Thomas
C Andy Hearn
RG Sam Bracken
RT John Davis
TE Robert Massey
QB John Dewberry
FB Malcolm King
RB Cory Collier
FL Toby Pearson
K Thomas Palmer

SE Gary Lee
LT John Ivemeyer
LG John Thomas
C Andy Hearn
RG Sam Bracken
RT John Davis
TE Robert Massey
QB John Dewberry
FB Malcolm King
RB Cory Collier
FL Toby Pearson
K Thomas Palmer

1983

OFFENSE

SE Darrell Norton
LT John Ivemeyer
LG Derek Gwinn
C Dean Waters
RG Tony Kepano
RT John Davis
TE Ken Whisenhunt
QB John Dewberry
FB Ronny Cone
TB Robert Lavette
FL Darryl Wise
K Ron Rice

DEFENSE

OLB Pat Swilling
DT Ken Parker
NG Ivery Lee
DT Mark Pike
BA Mark Hogan
ILB Ted Roof
ILB Jim Anderson
CB Reginald Rutland
CB Mike Travis
SS Cleve Pounds
FS Anthony Harrison
P Mike Snow

1986

OFFENSE

SE Gary Lee
LT Tyrone Sorrells
LG Dean Weaver
C John Davis
RG Eric Bearden
RT Mitch Waters
TE Robert Massey
QB Rick Strom
FB Malcolm King
RB Cory Collier
FL Toby Pearson
K David Bell

DEFENSE

OLB Paul Jurgensen
DT Kyle Ambrose
NG Travis Moody
DT Steve Mullen
OLB Willis Crockett
ILB Mark White
ILB Rod Stephens
CB Reginald Rutland
CB Cedric Stallworth
SS Andre Thomas
FS Anthony Harrison
P Sean McDevitt

1987

OFFENSE

SE Steve Davenport
LT Darryl Jenkins
LG Dean Weaver
C Eric Bearden
RG Joe Sifri
RT Jessie Marion
TE Robert Massey
QB Rick Strom
FB Malcolm King
RB Richard Hills
FL Greg Lester
K Thomas Palmer

SE Steve Davenport
LT Darryl Jenkins
LG Dean Weaver
C Eric Bearden
RG Joe Sifri
RT Jessie Marion
TE Robert Massey
QB Rick Strom
FB Malcolm King
RB Richard Hills
FL Greg Lester
K Thomas Palmer

DEFENSE

OLB Paul Jurgensen
DT Willie Burks
NG Ivery Lee
DT Sean Smith
OLB Willis Crockett
ILB Doug Sendobry
ILB Eric Thomas
CB Cedric Stallworth
CB Sammy Lilly
SS Jay Martin
FS Riccardo Ingram
P Sean McDevitt

OLB Paul Jurgensen
DT Willie Burks
NG Ivery Lee
DT Sean Smith
OLB Willis Crockett
ILB Doug Sendobry
ILB Eric Thomas
CB Cedric Stallworth
CB Sammy Lilly
SS Jay Martin
FS Riccardo Ingram
P Sean McDevitt

1988

OFFENSE

SE Steve Davenport
LT Darryl Jenkins
LG Scott Beavers
C Eric Bearden
RG Joe Sifri
RT Jessie Marion
TE Alonzo Watson
QB Todd Rampley
FB Nate Kelsey
RB Jerry Mays
FL Greg Lester
K Thomas Palmer

SE Steve Davenport
LT Darryl Jenkins
LG Scott Beavers
C Eric Bearden
RG Joe Sifri
RT Jessie Marion
TE Alonzo Watson
QB Todd Rampley
FB Nate Kelsey
RB Jerry Mays
FL Greg Lester
K Thomas Palmer

HISTORY

ALL-TIME STARTING LINEUPS

DEFENSE

OLB Willis Crockett
DT Willie Burks
NG Jeff Mathis
DT Sean Smith
OLB George Malone
ILB Rod Stephens
ILB Eric Thomas
CB Cedric Stallworth
CB Kenneth Wilson
SS Andre Thomas
FS Ken Swilling
P Sean McDevitt

1989

OFFENSE

SE Emmett Merchant
LT Darryl Jenkins
LG Jim Lavin
C Billy Chubbs
OLB Marlon Williams
RG Joe Siffri
RT Jessie Marion
TE Tom Covington
QB Shawn Jones
FB Stefan Scotton
RB Jerry Mays
FL Scotty Barron
K Scott Sisson

DEFENSE

OLB Marco Coleman
DT Willie Burks
NG Jeff Mathis
DT Sean Smith
OLB Kevin Salisbury
ILB Eric Thomas
ILB Jerrelle Williams
CB Willie Clay
CB Kenneth Wilson
SS Thomas Balkcom
FS Ken Swilling
P Scott Aldredge

1990

OFFENSE

SE Emmett Merchant
LT Darryl Jenkins
LG Jim Lavin
C Billy Chubbs
Veryl Miller
RG Joe Siffri
RT Mike Mooney
TE Tom Covington
QB Shawn Jones
FB Stefan Scotton
RB William Bell
FL Bobby Rodriguez
K Scott Sisson

DEFENSE

OLB Marco Coleman
DT Coleman Rudolph
NG Kevin Battle
DT Jerimiah McClary
OLB Marlon Williams
ILB Jerrelle Williams
ILB Calvin Tiggie
CB Keith Holmes
CB Willie Clay
SS Thomas Balkcom
FS Ken Swilling
P Scott Aldredge

1991

OFFENSE

SE Emmett Merchant
LT Mike Mooney
LG Kyle Frederick
C Billy Chubbs
RG Scott Gold
RT Russell Freeman
TE Tom Covington
QB Shawn Jones
FB Rodney Wilkerson
TB Jimmy Lincoln
FL Greg Lester
K Scott Sisson

DEFENSE

OLB Marco Coleman
DT Coleman Rudolph
NG Kevin Battle
DT Richard Kimsey
OLB Marlon Williams
ILB Jerrelle Williams
ILB Erick Fry
CB Curley Day
CB Willie Clay
SS Ken Swilling
FS Kevin Peoples
P Jason Bender

1992

OFFENSE

SE Jason McGill
LT Jim Kushon
LG Gary Brown
C Michael Cheever
RG Woodie Milam
RT Jason Dukes
TE Jeff Papushak
QB Shawn Jones
FB Michael Smith
TB Jimmy Lincoln
FL Bobby Rodriguez
K Scott Sisson

DEFENSE

OLB Tom Johnson
DT Coleman Rudolph
NG Kevin Battle
DT Richard Kimsey
OLB Marlon Williams
ILB Jamal Cox
ILB Rodney Wilkerson
CB Curley Day
CB Lethon Flowers
SS Kevin Peoples
FS Mike Williams
P Jason Bender

1993

OFFENSE

SE Omar Cassidy
LT Gary Brown
LG Brian Bravy
C Michael Cheever
RG Chuck Vernau
RT Yoel Molina
TE Jeff Papushak
QB Donnie Davis
FB Jeff Wright
TB Dorsey Levens
William Bell
FL Keenan Walker
K Tyler Jarrett

DEFENSE

OLB Tom Johnson
DT Bill Neuss
NG Bryan Baxter
DT Richard Kimsey
OLB Marlon Williams
ILB Jamal Cox
ILB Rodney Wilkerson
CB Marcus Coleman
CB Mike Williams
SS David Hendrix
FS Mike Dee
P Jason Bender

1994

OFFENSE

SE Charlie Simmons
LT Curtis McGee
LG Brian Bravy
C Michael Cheever
RG Chuck Vernau
RT Jason Dukes
TE Jeff Papushak
QB Tommy Luginbill
CB Nathan Perryman
HB Derrick Steagall
TB C.J. Williams
FL Jason Bender
K Chris Leone

DEFENSE

OLB Ralph Hughes
DT Bill Neuss
NG Zach Piller
DT Several Players
OLB Don Hickson
ILB Jamal Cox
ILB Rodney Wilkerson
CB Nathan Perryman
CB Lethon Flowers
SS David Hendrix
FS Mike Dee
P Jason Bender

1995

OFFENSE

SE Cedric Zachery
LT Curtis McGee
LG Michael Minter
C Michael Cheever
RG Ken Celaj
RT Jason Dukes
TE Grant Baynham
QB Donnie Davis
FB Charles Wiley
TB C.J. Williams
FL Derrick Steagall
Harvey Middleton
K Dave Frakes

DEFENSE

DE Ralph Hughes
DT Derrick Shepard
NG Al Jackson
DE Jermaine Miles
OLB Jimmy Clements
ILB Ron Rogers
ILB Keith Brooking
CB Nathan Perryman
CB Nick Ferguson
SS Ryan Stewart
FS Mike Dee
P Rodney Williams
Keith Weaver

1996

OFFENSE

SE Harvey Middleton
LT Curtis McGee
LG Michael Minter
C Craig Page
RG Ken Celaj
RT Steve Jackson
TE Grant Baynham
QB Joe Hamilton
FB Charles Wiley (inj.)
TB C.J. Williams
FL Mike Sheridan
K Brad Chambers
Dave Frakes

DEFENSE

DE Ralph Hughes
DT Derrick Shepard
NG Patrick Bradford
DE Jermaine Miles
OLB Jimmy Clements
ILB Ron Rogers
ILB Keith Brooking
CB Nathan Perryman
CB Jason Bostic
SS Mike Dee
FS Brian Wilkins
P Rodney Williams

1997

OFFENSE

SE Harvey Middleton
LT Ken Celaj
LG Jason Burks
C Craig Page
RG Brent Key
RT Chris Brown
TE Mike Lillie
QB Joe Hamilton
FB Ed Wilder
TB Charles Wiley
FL Derrick Steagall
K Dave Frakes

DEFENSE

DE Ralph Hughes
DT Derrick Shepard
NG Tony Robinson
Dan Witherspoon
DE Jesse Tarplin
OLB Delaunta Cameron
ILB Ron Rogers
ILB Keith Brooking
CB Jerry Caldwell
CB Jason Bostic
SS Travares Tillman
FS Brian Wilkins
P Rodney Williams

1998

OFFENSE

SE Dez White
LT Chris Brown
LG Noah King
C Craig Page
RG Brent Key
RT Jon Carman
TE Russell Matvay
QB Joe Hamilton
FB Ed Wilder
TB Charles Wiley (inj.)
Joe Burns
FL Charlie Rogers
K Brad Chambers

DEFENSE

DE Nate Stimson
DT Merrix Watson
DT Tony Robinson
Guenter Kryszon
DE Jesse Tarplin
LB Delaunta Cameron
LB Matt Miller
LB Chris Edwards
CB Jamara Clark
CB Jason Bostic
SS Jerry Caldwell
FS Travares Tillman
P Rodney Williams

1999

OFFENSE

SE Dez White
LT Chris Brown
LG Jason Burks
C Noah King
RB Brent Key
RT Jon Carman
TE Conrad Andrzewski
QB Joe Hamilton
FB Ed Wilder
TB Sean Gregory
(Joe Burns, inj.)
(Phillip Rogers, inj.)
FL Kelly Campbell
K Luke Manget

DEFENSE

DE Felipe Claybrooks
DT Merrix Watson
DT Guenter Kryszon
DE Greg Gathers
LB Ricardo Wimbush
LB Ross Mitchell
(Matt Uremovich, inj.)
LB Chris Edwards
CB Jamara Clark
Marvious Hester
CB Travares Tillman
SS Chris Young
FS Jeremy Muires
P Dan Dyke

2000

OFFENSE

WR Jon Muires
LT Chris Brown
LG Raymond Roberts-Blake
C David Schmidgall
RG Brent Key
RT John Bennett
TE Russell Matvay
QB George Godsey
FB Ed Wilder
TB Joe Burns
WR Kelly Campbell
K Luke Manget

DEFENSE

DE Nick Rogers
DT Merrix Watson
DT Tony Robinson
DE Greg Gathers
LB Ricardo Wimbush
LB Daryl Smith
LB Ather Brown
CB Jamara Clark
CB Chris Young
Jonathan Cox
SS Cory Collins
Chris Young
FS Jeremy Muires
P Dan Dyke

2001

OFFENSE

WR Jonathan Smith
LT Nat Dorsey
LG Leon Robinson
C David Schmidgall
RG Hugh Reilly
RT Jason Kemble
TE Russell Matvay
QB George Godsey
WR Will Glover
TB Joe Burns
WR Kelly Campbell
K Luke Manget

DEFENSE

DE Nick Rogers
DT Alfred Malone
DT Gary Johnson
DE Greg Gathers
LB Ricardo Wimbush
LB Daryl Smith
LB Keyaron Fox
CB Marvious Hester
CB Chris Young
SS Cory Collins
FS Jeremy Muires
P Dan Dyke

2002

OFFENSE

WR Jonathan Smith
LT Nat Dorsey
LG Leon Robinson
C Hugh Reilly
RG Raymond Roberts-Blake
RT Kyle Wallace
TE Will Heller
QB A.J. Suggs
TB Tony Hollings (inj.)
Gordon Clinkscale
WR Will Glover
WR Kerry Watkins
K Luke Manget

DEFENSE

DE Tony Hargrove
DT Alfred Malone
DT Travis Parker
DE Eric Henderson
(Greg Gathers, inj.)
LB Ricardo Wimbush
LB Daryl Smith
LB Keyaron Fox
CB Marvious Hester
CB Jonathan Cox
SS Cory Collins
FS Jeremy Muires
P Dan Dyke
Chris Morehouse

2003

OFFENSE

WR Jonathan Smith
LT Nat Dorsey
LG Andy Tidwell-Neal
C Hugh Reilly
RG Brad Honeycutt
RT Kyle Wallace
TE John Paul Foschi
QB Reggie Ball
TB P.J. Daniels
FB Jimmy Dixon
WR Nate Curry
K Dan Burnett

DEFENSE

DE Gerris Wilkinson
DT Mansfield Wrotto
DT Travis Parker
DE Eric Henderson
LB Ather Brown
LB Daryl Smith
LB Keyaron Fox
CB Reuben Houston
CB Jonathan Cox
SS Dawan Landry
FS James Butler
P Hal Higgins
Andy Thomson

2004

OFFENSE

WR Calvin Johnson
LT Leon Robinson
LG Brad Brezina (inj.)
Matt Rhodes
C Andy Tidwell-Neal
RG Brad Honeycutt
RT Kyle Wallace
TE Darius Williams
QB Reggie Ball
TB P.J. Daniels
FB Jimmy Dixon
WR Nate Curry
K Travis Bell

DEFENSE

DE Travis Parker
DT Mansfield Wrotto
DT Joe Anoa
DE Eric Henderson
LB Chris Reis
LB Gerris Wilkinson
LB KaMichael Hall
CB Reuben Houston
CB Kenny Scott
SS Dawan Landry
FS James Butler
P Ben Arndt

2005

OFFENSE

WR Calvin Johnson
LT Andrew Gardner
LG Matt Rhodes
C Kevin Tuminello
RG Nate McManus
RT Brad Honeycutt
TE Mike Matthews
George Cooper
QB Reggie Ball
TB P.J. Daniels
FB Mike Cox
WR Damarius Bilbo
K Travis Bell

DEFENSE

DE Adam Oliver
DT Mansfield Wrotto
DT Joe Anoa
DE Eric Henderson
LB Philip Wheeler
LB Gerris Wilkinson
LB KaMichael Hall
CB Dennis Davis
CB Kenny Scott
SS Chris Reis
FS Dawan Landry
P Ben Arndt

ALL-TIME STARTING LINEUPS

2006

OFFENSE

WR Calvin Johnson
LT Andrew Gardner
LG Matt Rhodes
C Kevin Tuminello
RG Nate McManus
RT Mansfield Wrotto
TE Mike Matthews
George Cooper
QB Reggie Ball
TB Tashard Choice
FB Mike Cox
WR James Johnson
K Travis Bell

DEFENSE

DE Adamm Oliver
DT Darryl Richard
DT Joe Anoi
DE Darrell Robertson
LB Gary Guyton
LB Philip Wheeler
LB KaMichael Hall
CB Avery Roberson
CB Kenny Scott
SS Jamal Lewis
FS D'Jay Jones
P Durant Brooks

2007

OFFENSE

WR Greg Smith
LT Andrew Gardner
LG Dan Voss
C Kevin Tuminello
RG Matt Rhodes
RT A.J. Smith
Cord Howard
TE Colin Peek
QB Taylor Bennett
TB Tashard Choice
FB Mike Cox
WR James Johnson
K Travis Bell

DEFENSE

DE Adamm Oliver
DT Darryl Richard
DT Vance Walker
DE Darrell Robertson
LB Gary Guyton
LB Philip Wheeler
LB Shane Bowen
CB Avery Roberson
CB Jahi Word-Daniels
SS Jamal Lewis
FS D'Jay Jones
P Durant Brooks

2008

OFFENSE

WR Demaryius Thomas
LT Andrew Gardner
Nick Claytor
LG Cord Howard
C Dan Voss
RG Joseph Gilbert
RT David Brown
Austin Barrick
QB Joshua Nesbitt
BB Jonathan Dwyer
AB Lucas Cox
AB Roddy Jones
WR Tyler Melton
K Scott Blair

DEFENSE

DE Michael Johnson
DT Darryl Richard
DT Vance Walker
DE Derrick Morgan
LB Anthony Barnes
Tony Clark
LB Kyle Jackson
LB Sedric Griffin
CB Mario Butler
CB Jahi Word-Daniels
SS Dominique Reese
FS Morgan Burnett
P Scott Blair

2009

OFFENSE

WR Demaryius Thomas
LT Austin Barrick
LG Cord Howard
C Sean Bedford
RG Joseph Gilbert
RT Brad Sellers
QB Joshua Nesbitt
BB Jonathan Dwyer
AB Anthony Allen
AB Roddy Jones
WR Tyler Melton
K Scott Blair

DEFENSE

DE Anthony Egbuniwe
DT Logan Walls
DT Ben Anderson
DE Derrick Morgan
LB Steven Sylvester
LB Brad Jefferson
LB Sedric Griffin
CB Mario Butler
CB Jerrard Tarrant
SS Mario Edwards
FS Morgan Burnett
P Chandler Anderson

2010

OFFENSE

WR Stephen Hill
LT Nick Claytor
LG Will Jackson
C Sean Bedford
RG Omoregie Uzzi
RT Phil Smith
QB Joshua Nesbitt
BB Anthony Allen
AB Orwin Smith
AB Roddy Jones
WR Kevin Cone
K Scott Blair

DEFENSE

DE Izaan Cross
DT Logan Walls
DE Jason Peters
OLB Steven Sylvester
ILB Brad Jefferson
ILB Julian Burnett
OLB Anthony Egbuniwe
CB Mario Butler
CB Dominique Reese
S Mario Edwards
S Jerrard Tarrant
P Sean Poole

2011

OFFENSE

WR Stephen Hill
LT Ray Beno
LG Will Jackson
C Jay Finch
RG Omoregie Uzzi
RT Phil Smith
QB Tevin Washington
BB David Sims
AB Orwin Smith
AB Roddy Jones
WR Tyler Melton
K Justin Moore

DEFENSE

DE Izaan Cross
DT Logan Walls
DE Jason Peters
OLB Steven Sylvester
ILB Quayshawn Nealy
ILB Julian Burnett
OLB Jeremiah Attaochu
CB Louis Young
CB Rod Sweeting
S Isaiah Johnson
S Rashaad Reid
P Sean Poole

2012

OFFENSE

WR Darren Waller
LT Ray Beno
LG Shaq Mason
C Jay Finch
RG Omoregie Uzzi
RT Will Jackson
Morgan Bailey
WR Jeff Greene
QB Tevin Washington
BB David Sims
AB Orwin Smith
AB Robert Godhigh
K David Scully
Chris Tanner

DEFENSE

DE Izaan Cross
DT T.J. Barnes
DE Emmanuel Dieke
OLB Jeremiah Attaochu
ILB Quayshawn Nealy
ILB Jabari Hunt-Days
OLB Brandon Watts
CB Rod Sweeting
CB Louis Young
S Jemea Thomas
S Isaiah Johnson
P Sean Poole

2013

OFFENSE

WR DeAndre Smelter
LT Will Jackson
LG Trey Braun
C Jay Finch
RG Shaq Mason
RT Bryan Chamberlain
WR Micheal Summers
QB Vad Lee
BB David Sims
AB Synjyn Days
AB Robert Godhigh
K Harrison Butker

DEFENSE

DE Jeremiah Attaochu
DT Adam Gotsis
DT Euclid Cummings
DE Emmanuel Dieke
OLB Quayshawn Nealy
ILB Jabari Hunt-Days
OLB Brandon Watts
CB D.J. White
CB Louis Young
S Jemea Thomas
S Demond Smith
P Sean Poole

2014

OFFENSE

QB Justin Thomas
AB Tony Zenon
AB Charles Perkins
BB Zach Laskey
Synjyn Days
WR DeAndre Smelter
WR Darren Waller
Michael Summers
LT Bryan Chamberlain
LG Trey Braun
C Freddie Burden
RG Shaquille Mason
RT Chris Griffin
Erin Joe
K Harrison Butker

DEFENSE

DE KeShun Freeman
DT Adam Gotsis
NT Shawn Green
DE Rod Rook-Chungong
LB Demond Smith
Tyler Marcordes
LB Quayshawn Nealy
LB P.J. Davis
CB Chris Milton
SS Isaiah Johnson
FS Jamal Golden
CB D.J. White
P Ryan Rodwell

HALLS OF FAME

COLLEGE FOOTBALL HALL OF FAME

NAME	ELECTED	AT TECH
William A. Alexander, Coach	1951	1920-1944
Maxie Baughan, Center	1988	1957-1959
Ray Beck, Guard	1997	1949-1951
Bobby Davis, Tackle	1978	1945-1947
Bobby Dodd, Coach	1993*	1945-1966
Bill Fincher, End / Tackle	1974	1918-1921
Buck Flowers, Halfback	1955	1918-1921
George Gardner, College Football Official		1933-1948
Bobby Gaston, College Football Official	1996	1943
Joe Guyon, Halfback / Tackle	1971	1917-1918
Joe Hamilton, Quarterback	2014	1996-1999
John W. Heisman, Coach	1954	1904-1919
George Morris, Linebacker	1981	1950-1952
Larry Morris, Center-Linebacker	1992	1951-54
Randy Rhino, Defensive Back	2002	1972-74
Peter Pund, Center	1963	1926-28
Everett Strupper, Halfback	1972	1915-17
Pat Swilling, Defensive End	2009	1982-85

* Elected as a player in 1959

HELMS FOUNDATION HALL OF FAME

NAME	AT TECH
John W. Heisman, Coach	1904-19
William A. Alexander, Coach	1920-44
Bobby Dodd, Coach	1945-66
Ned West, Sports Information Director	1952-76
Walker Carpenter, Tackle	1915-17
Everett Strupper, Halfback	1915-17
Bill Fincher, End / Tackle	1918-20
Don Stephenson, Center	1955-57



BOBBY DODD GEORGIA TECH HEAD COACH (1945-66)

Georgia Tech's legendary coach was inducted posthumously into the College Football Hall of Fame in December 1993. Also in the Hall of Fame for his playing career at Tennessee, Dodd and Amos Alonzo Stagg are the only inductees enshrined as both player and coach.

GEORGIA TECH SPORTS HALL OF FAME (INCLUDES ONLY FOOTBALL STUDENT-ATHLETES)

NAME, POS., LAST YR.	INDUCTED	NAME, POS., LAST YR.	INDUCTED	NAME, POS., LAST YR.	INDUCTED	NAME, POS., LAST YR.	INDUCTED	COACHES	
Taz Anderson, E, 1960*	1982	Allen Ecker, G, 1957	1978	Luke Manget, PK, 2002	2014	Fletcher Sims, HB, 1937	1968	Gen. Leonard Wood, 1893-1894	1964
D.I. "Red" Barron, HB, 1922*	1959	Howard Ector, FB-QB, 1939	1960	Vance Maree, T, 1931	1971	Jim Slocum, E, 1933	1979	John W. Heisman, 1904-1919*	1964
Maxie Baughan, C, 1959*	1965	Pete Ferris, E, 1951	1980	Billy Martin, E, 1964	1969	George Smith, E, 1938	1979	William A. Alexander, 1920-1944*	1963
Ray Beck, G, 1951*	1956	K.J. "Wooch" Fielder, HB, 1914	1961	Buck Martin, E, 1953	1970	Lenny Snow, HB, 1967	1976	R.L. "Bobby" Dodd, 1945-1966*	1967
Don Bessillieu, DB, 1978	1986	Bill Fincher, E-T, 1920*	1956	George Mathews, HB, 1947*	1973	Lum Snyder, T, 1952	1968	Bobby Ross, 1987-1991	2007
W.J. Blane, LB, 1966	1991	Middleton FitzSimmons, G, 1937	1974	Jerry Mays, RB, 1989	1997	Jimmy Southard, QB, 1949	1994		
Bob Bossons, C, 1950	1968	Buck Flowers, HB, 1920*	1956	Eddie McAshan, QB, 1972	1995	Frank Speer, T, 1930	1971		
Dinky Bowen, HB, 1949	1974	Jeff Ford, DB, 1971	1983	Jack McDonough, QB, 1923	1962	Tommy Spence, FB, 1917	1976		
Jim Breland, C, 1967	1978	George Gardner, E, 1925*	1965	Pat McHugh, HB, 1946	1973	Larry Stallings, T, 1962	1979		
George Brodnax, E, 1949*	1964	Smylie Gebhart, E, 1971	1980	Gus Merkle, E, 1926	1972	Albert Staton, E-T, 1922*	1963		
Keith Brooking, LB, 1997	2007	George Godsey, QB, 2001	2012	Harvey Middleton, WR, 1997	2011	John Staton, E, 1924	1965	Dr. Aaron King (dentist)	2004
Franklin Brooks, G, 1957	1970	Roy Goree, E, 1912	1976	Hal Miller, T, 1953*	1964	John Steber, G, 1946	1975		
J.L. Brooks, G, 1939	1975	Johnny Gresham, HB, 1965	1978	Wade Mitchell, QB, 1956*	1976	Don Stephenson, C, 1957*	1966		
Chris Brown, OT, 2000	2010	Rufus Guthrie, G, 1963*	1971	Walter Mitchell, E, 1923	1968	Everett "Strup" Strupper, HB, 1917*	1956		
Lob Brown, T-E, 1905	1966	Joe Guyon, HB, 1918*	1956	Warner Mizell, HB, 1929	1974	Ken Swilling, FS, 1991	2001		
Pete Brown, C, 1952*	1974	Henry Hair, E, 1954	1975	Bobby Moorhead, DB, 1952	1971	Pat Swilling, DE, 1985*	1991		
Frank Broyles, QB-HB, 1946*	1960	Joe Hamilton, QB, 1999	2009	George Morris, C, 1952*	1956	Bill Teas, HB, 1954	1963		
Gerry Busnell, DB, 1964	1986	Leon Hardeman, HB, 1953*	1961	Larry Morris, C, 1954*	1959	Mack Tharpe, T, 1926	1961		
James Butler, FS, 2004	2014	Harvey Hardy, G, 1943	1968	Buck Murphy, QB-LB, 1939	1972	Bob Tharpe, T, 1934	1966		
Kelly Campbell, WR, 2001	2013	Judy Harlan, FB, 1921	1960	Jerry Nabors, E, 1957	1986	J.G. "Stumpy" Thomason, HB, 1928	1958		
Jon Carman, OL, 1999	2012	Joe Harris, LB, 1974	2000	H.C. "Monk" Neblett, C, 1932	1974	Jesse Thrash, T, 1903	1962		
Walker Carpenter, T, 1918	1965	Bill Healy, G, 1949*	1956	Ken Owen, FB, 1957	1979	Phil Tinsley, E, 1946	1970		
Clint Castleberry, HB, 1942*	1956	Bunky Henry, K, 1966	1984	Craig Page, OL, 1998	2009	Glenn Turner, FB, 1953	1977		
N.M. "Hawk" Cavette, G-P, 1941	1972	Sam Hensley, E, 1954	1971	Pat Patterson, T, 1912	1977	Orville Vereen, G, 1955	1977		
Jack Chivington, C, 1939	1977	Harrison Hightower, HB, 1909	1970	James "Red" Patton, 1950	2002	Reggie Wilkes, DE, 1977	1989		
Lewis "Automobile" Clark, FB, 1905	1961	Albert Hill, QB, 1917	1966	Renso "Rock" Perdoni, T, 1970	1979	Dave Watson, G, 1963	1980		
Willie Clay, CB, 1991	2002	Drew Hill, WR, 1978	1998	George Phillips, C, 1919*	1968	Lamar Wheat, T, 1953	1968		
Marco Coleman, DE, 1991	2001	Kent Hill, WR, 1978*	2006	Jack Phillips, FB, 1934	1979	Pee Wee Williams, T, 1934	na		
Tom Coleman, Jr., T, 1949	2001	John Hunsinger, RB, 1954	1996	Jerry Priestley, QB, 1965	1982	Rodney Williams, P, 1998	2011		
Darrell Crawford, QB, 1953	1975	Riccardo Ingram, FS, 1987	1995	Eddie Prokop, HB, 1943	1969	Dr. Sid Williams, 1951	1999		
Brent Cunningham, HB, 1971	1982	Bob Ison, E, 1940	1956	H.R. "Peter" Pund, C, 1928*	1958	Billy Williamson, HB, 1961	2013		
Bill Curry, C, 1964*	1969	Eddie Lee Ivery, HB, 1978	1983	Steve Raible, WR/TE, 1975	2004	Charlie Wood, T, 1940	1973		
Bobby Davis, T, 1947*	1956	Ed Jones, E, 1937	1971	Randy Rhino, DB, 1974*	1981	Doug Wycoff, FB, 1925*	1956		
J.W. "20 Percent" Davis, FB, 1909	1958	Tom Jones, E, 1931	1975	L.W. "Chip" Robert, HB, 1908*	1959				
Oscar Davis, G, 1922	1964	Bill Jordan, E, 1938	1956	Jimmy Robinson, E, 1974	1981				
Ted Davis, E, 1963	1980	Jimmy Jordan, HB, 1949	1971	Pepper Rodgers, QB, 1953*	1970				
John Davis, T, 1986	1991	Mike Kelley, QB, 1981	1991	Ted Roof, LB, 1985	1998				
W.A. "Wink" Davis, HB, 1933	1986	Kim King, QB, 1968*	1978	Paul Rotenberry, HB, 1956	1962				
A.M. "Bum" Day, C, 1918	1984	M.J. "Dutch" Konemann, HB, 1936	1969	Lucius Sanford, LB, 1977	1985				
Craig Day, E, 1905	1962	Robert Lavette, RB, 1984	1990	Billy Shaw, T, 1960*	1979				
John Dewberry, QB, 1985	1992	C.D. LeBey, G, 1921	1979	Billy Shields, T, 1974	1985				
Raleigh Drennon, G, 1929	1975	Al Loeb, C, 1914	1959	John Sias, E, 1968	1982				
Paul Duke, C, 1946*	1963	Billy Lothridge, QB, 1963*	1969	David Sims, HB, 1976	1984				
Bill Eastman, DB, 1967	1985	David Lutz, OL, 1982	2003	Scott Sisson, PK, 1992	2003				

*Member of State of Georgia Sports Hall of Fame

RECORDS

Individual Records	148-152
Individual Leaders	153-163
Team Records	164-171
Team Game Leaders	172-179
Individual Game Leaders	180-187
Top Individual Performances	188-192
Opponent Records	193-200
Paul Johnson Era Bests	201
Last Time It Happened	202-205
Year-by-Year Team Statistics	206-207
Annual Statistical Rankings	208

INDIVIDUAL RECORDS

RUSHING

ATTEMPTS

GAME

39 – Robert Lavette vs. Tennessee, 1982
39 – Jerry Mays vs. Georgia, 1989

SEASON

297 – Tashard Choice, 2006

CAREER

914 – Robert Lavette, 1981-84

YARDS

GAME

356 – Eddie Lee Ivery vs. Air Force, 1978

SEASON

1,562 – Eddie Lee Ivery, 1978

CAREER

4,066 – Robert Lavette, 1981-84

TOUCHDOWNS

GAME

4 – George Maloof vs. Georgia, 1951; Robert Lavette vs. Virginia, 1982; Tony Hollings vs. Connecticut, 2002; P.J. Daniels vs. Tulsa, 2003; Tevin Washington vs. Middle Tennessee, 2012

SEASON

20 – Tevin Washington, 2012

CAREER

45 – Robert Lavette, 1981-84

YARDS PER ATTEMPT

GAME [MIN. 25 ATTEMPTS]

13.7 – Eddie Lee Ivery vs. Air Force, 1978

SEASON [MIN. 100 ATTEMPTS]

7.2 – Dorsey Levens, 1993

SEASON [MIN. 50 ATTEMPTS]

10.1 – Orwin Smith, 2011

CAREER [MIN. 400 ATTEMPTS]

6.2 – Jonathan Dwyer, 2007-09

CAREER [MIN. 300 ATTEMPTS]

6.4 – Anthony Allen, 2009-10

CAREER [MIN. 200 ATTEMPTS]

7.6 – Roddy Jones, 2008-11

RUSHING YARDS BY QUARTERBACK

GAME

176 – Tevin Washington vs. Clemson, 2011

SEASON

1,086 – Justin Thomas, 2014

CAREER

2,806 – Joshua Nesbitt, 2007-10

LONGEST RUSH

GAME

95 – Orwin Smith vs. Kansas, 2011

PASSING

ATTEMPTS

GAME

61 – Larry Good vs. Tennessee, 1968

SEASON

384 – George Godsey, 2001

CAREER

1,363 – Reggie Ball, 2003-06

COMPLETIONS

GAME

39 – George Godsey vs. Virginia, 2001

SEASON

249 – George Godsey, 2001

CAREER

662 – Reggie Ball, 2003-06

MOST COMPLETIONS WITHOUT INT

GAME

35 – George Godsey vs. Clemson, 2000

CONSECUTIVE COMPLETIONS

SEASON

18 – Joe Hamilton, 1999 Florida State (15), The Citadel (3)

YARDS

GAME

486 – George Godsey vs. Virginia, 2001

SEASON

3,085 – George Godsey, 2001

CAREER

8,882 – Joe Hamilton, 1996-99

TOUCHDOWNS

GAME

5 – Eddie McAshan vs. Rice, 1972; Joe Hamilton vs. Clemson, 1999

SEASON

29 – Joe Hamilton, 1999

CAREER

65 – Joe Hamilton, 1996-99

INTERCEPTIONS

GAME

5 – Jerry Priestley vs. Tennessee, 1964; Eddie McAshan vs. Rice, 1972

SEASON

21 – Eddie McAshan, 1970

CAREER

55 – Reggie Ball, 2003-06

YARDS PER GAME

SEASON

278.2 – Joe Hamilton, 1999

CAREER

206.6 – Joe Hamilton, 1996-99

YARDS PER COMPLETION

SEASON [MIN. 100 COMPLETIONS]

15.1 – Joe Hamilton, 1999

SEASON [MIN. 75 COMPLETIONS]

22.7 – Joshua Nesbitt, 2009

CAREER [MIN. 200 COMPLETIONS]

14.1 – Joe Hamilton, 1996-99

CAREER [MIN. 100 COMPLETIONS]

18.9 – Joshua Nesbitt, 2007-10;
Tevin Washington, 2009-12

YARDS PER ATTEMPT

SEASON [MIN. 100 ATTEMPTS]

11.01 – Tevin Washington, 2011

CAREER [MIN. 500 ATTEMPTS]

8.71 – Joe Hamilton, 1996-99

CAREER [MIN. 300 ATTEMPTS]

9.60 – Tevin Washington, 2009-12

COMPLETION PERCENTAGE

GAME

.880 – Joe Hamilton vs. Florida State, 1999 (22-25)

SEASON [MIN. 75 ATTEMPTS]

.666 – Joe Hamilton, 1999

CAREER [MIN. 150 ATTEMPTS]

.633 – George Godsey, 1998-01

PASS EFFICIENCY RATING

GAME [MIN. 15 ATTEMPTS]

309.8 – George Godsey vs. Navy, 2001

GAME [MIN. 10 ATTEMPTS]

312.8 – Tevin Washington vs. Western Carolina, 2011

SEASON

175.0 – Joe Hamilton, 1999

CAREER

148.2 – Joe Hamilton, 1996-99

LONGEST PASS

GAME

96 – Joe Hamilton (to Charlie Rogers) vs. UCF, 1996

RECEIVING

RECEPTIONS

GAME

14 – John Sias vs. Navy, 1968; Steve Harkey vs. South Carolina, 1970; Robert Lavette vs. Notre Dame, 1981; Kelly Campbell vs. Clemson, 2000

SEASON

78 – Jonathan Smith, 2003

CAREER

195 – Kelly Campbell, 1998-2001

YARDS

GAME

243 – Dez White vs. Virginia, 1998

SEASON

1,202 – Calvin Johnson, 2006

CAREER

2,927 – Calvin Johnson, 2004-06

TOUCHDOWNS

GAME

4 – Buck Martin vs. Auburn, 1951

SEASON

15 – Calvin Johnson, 2006

CAREER

28 – Calvin Johnson, 2004-06

YARDS PER RECEPTION

SEASON [MIN. 25 RECEPTIONS]

29.3 – Stephen Hill, 2011

CAREER [MIN. 50 RECEPTIONS]

20.4 – Dez White, 1997-99

LONGEST RECEPTION

GAME

96 – Charlie Rogers (from Joe Hamilton) vs. UCF, 1996

INDIVIDUAL RECORDS

TOTAL OFFENSE

MOST PLAYS

GAME
68 – Larry Good vs. Tennessee, 1968

SEASON
489 – Reggie Ball, 2003

CAREER
1,858 – Reggie Ball, 2003-06

YARDS

GAME
477 – George Godsey vs. Virginia, 2001

SEASON
3,794 – Joe Hamilton, 1999

CAREER
10,640 – Joe Hamilton, 1996-99

YARDS PER GAME

GAME
344.9 – Joe Hamilton, 1999

CAREER
247.4 – Joe Hamilton, 1996-99

YARDS PER PLAY

GAME
8.27 – Joe Hamilton, 1999

CAREER
6.99 – Joe Hamilton, 1996-99

TOUCHDOWN RESPONSIBILITY

GAME
5 – Eddie McAshan vs. Rice, 1972; Joe Hamilton vs. Florida State, 1999; Joe Hamilton vs. Clemson, 1999; Vad Lee vs. Duke, 2013

SEASON
35 – Joe Hamilton, 1999

CAREER
83 – Joe Hamilton, 1996-99

ALL-PURPOSE YARDS

GAME
367 – Eddie Lee Ivery vs. Air Force, 1978

SEASON
1,879 – Eddie Lee Ivery, 1978

CAREER
5,393 – Robert Lavette, 1981-84

SCORING

POINTS SCORED

GAME
4 – Buck Martin vs. Auburn, 1951; George Maloof vs. Georgia, 1951; Robert Lavette vs. Virginia, 1982; C.J. Williams vs. NC State, 1995; Joe Burns vs. North Carolina, 2000; Tony Hollings vs. Connecticut, 2002; P.J. Daniels vs. Tulsa, 2003; Tevin Washington vs. Middle Tennessee, 2012

SEASON
120 – Tevin Washington, 2012

CAREER
322 – Luke Manget, 1999-2002

TOUCHDOWNS

GAME
24 – Buck Martin vs. Auburn, 1951; George Maloof vs. Georgia, 1951; Robert Lavette vs. Virginia, 1982; C.J. Williams vs. NC State, 1995; Joe Burns vs. North Carolina, 2000; Tony Hollings vs. Connecticut, 2002; P.J. Daniels vs. Tulsa, 2003; Tevin Washington vs. Middle Tennessee, 2012

SEASON
20 – Tevin Washington, 2012

CAREER
46 – Robert Lavette, 1981-84

DEFENSIVE TOUCHDOWNS

GAME
2 – Rick Lewis vs. Tulane, 1970

SEASON
3 – Jeff Ford, 1969; Jerrard Tarrant, 2009

CAREER
4 – Jeff Ford, 1969-71

TWO-POINT CONVERSIONS

GAME
2 – Joel Stevenson vs. Duke, 1968; Kerry Watkins vs. Wake Forest, 1999

SEASON
2 – Joel Stevenson, 1968; Kenny Bounds, 1968; Joe Hamilton, 1998; Kerry Watkins, 1999

CAREER
3 – Kerry Watkins, 1999-02

KICKING

POINTS BY KICKING

GAME
17 – Ron Rice vs. Citadel, 1982

SEASON
106 – Travis Bell, 2007

CAREER
322 – Luke Manget, 1999-2002

PATs ATTEMPTED

GAME
10 – Luke Manget vs. Navy, 2001

SEASON
66 – Harrison Butker, 2014

CAREER
160 – Luke Manget, 1999-2002

PATs MADE

GAME
10 – Luke Manget vs. Navy, 2001

SEASON
65 – Harrison Butker, 2014

CAREER
160 – Luke Manget, 1999-2002

CONSECUTIVE PATs MADE

SEASON
56 – Justin Moore, 2011

CAREER
160 – Luke Manget, 1999-2002

PAT PERCENTAGE

SEASON
1.000 – multiple times, most recently by: Justin Moore, 2011 [56-of-56]

CAREER
1.000 – Luke Manget, 1999-2002 [160-of-160]; Travis Bell, 2004-07 [138-of-138]

FIELD GOALS ATTEMPTED

GAME
7 – Luke Manget vs. NC State, 2001

SEASON
28 – Luke Manget, 2001; Travis Bell, 2007

CAREER
88 – Scott Sisson, 1989-92

FIELD GOALS MADE

GAME
5 – Ron Rice vs. The Citadel, 1982

SEASON
23 – Travis Bell, 2007

CAREER
61 – Travis Bell, 2004-07

FIELD GOALS PERCENTAGE

SEASON
.882 – Travis Bell, 2004 (15-17); Scott Blair, 2010 (15-17)

CAREER
.743 – Scott Blair, 2007-10 (41-56)

LONGEST FIELD GOAL MADE

GAME
55 – E.O. Wheeler vs. VMI, 1973; Ron Rice vs. The Citadel, 1982; David Bell vs. Georgia, 1986

LONGEST FIELD GOAL ATTEMPTED

GAME
64 – Ron Rice vs. Auburn, 1982

PUNTING

MOST PUNTS

GAME
12 – Chip Pallman vs. Notre Dame, 1970; Sean McDevitt vs. Clemson, 1987; Rodney Williams vs. Florida State, 1997

HISTORIC
21 – Hawk Cavette vs. Florida, 1938

SEASON
88 – Jeff Pierce, 1980

CAREER
252 – Jeff Pierce, 1978-81

YARDS

GAME
553 – Rodney Williams vs. Florida State, 1997

SEASON
3,609 – Jeff Pierce, 1980

CAREER
10,271 – Jeff Pierce, 1978-81

INDIVIDUAL RECORDS

YARDS PER PUNT

GAME [MIN. 3 PUNTS]

60.0 – Durant Brooks vs. North Carolina, 2007

GAME [MIN. 2 PUNTS]

65.5 – Michael Kelley vs. Alabama, 1979

SEASON [MIN. 35 PUNTS]

45.64 – Rodney Williams, 1997

CAREER [MIN. 75 PUNTS]

45.31 – Durant Brooks, 2006-07

LONGEST PUNT

GAME

80 – Michael Kelley vs. Alabama, 1979

HISTORIC

85 – Buck Flowers vs. Davidson, 1920

RETURNS

KICKOFF RETURNS

GAME

7 – five times

SEASON

37 – Orwin Smith, 2009

CAREER

94 – Drew Hill, 1975-78

RETURN YARDS

GAME

230 – Jamal Golden vs. North Carolina, 2012 (7 ret)

SEASON

888 – Orwin Smith, 2009

CAREER

2,357 – Drew Hill, 1975-78

TOUCHDOWNS

GAME

1 – 14 times

SEASON

2 – Drew Hill, 1978; Jamal Golden, 2012

CAREER

2 – Drew Hill, 1975-78; Gary Lee, 1983-86; Dez White, 1997-99; Jamal Golden, 2011-

YARDS PER RETURN

GAME [MIN. 2 RETURNS]

58.5 – Drew Hill vs. Georgia, 1978

SEASON [MIN. 10 RETURNS]

30.0 – Drew Hill, 1978

CAREER [MIN. 15 RETURNS]

25.4 – Drew Hill, 1975-78

LONGEST KICKOFF RETURN

GAME

100 – Drew Hill vs. Georgia, 1978; Dez White vs. Maryland, 1998; Jamal Golden vs. North Carolina, 2012

HISTORIC

102 – Dewey Scarboro vs. Georgetown, 1919

PUNT RETURNS

GAME

9 – Kelley Rhino vs. The Citadel, 2001

SEASON

48 – Willie Clay, 1991; Kelley Rhino, 2001

CAREER

112 – Kelley Rhino, 1999-2002

RETURN YARDS

GAME

149 – Gerry Bussell vs. Auburn, 1962

SEASON

515 – Kelley Rhino, 2001

CAREER

1,135 – Kelley Rhino, 1999-2002

TOUCHDOWNS

GAME

1 – several times

SEASON

2 – Jimmy Brown, 1966; Charlie Rogers, 1998; Jonathan Smith, 2003; Jerrard Tarrant, 2009

CAREER

3 – Jimmy Brown, 1965-67

YARDS PER RETURN

GAME [MIN. 2 RETURNS]

68.0 – Randy Rhino vs. South Carolina, 1972

SEASON [MIN. 10 RETURNS]

22.6 – Jimmy Brown, 1965

CAREER [MIN. 25 RETURNS]

15.2 – Charlie Rogers, 1995-99

LONGEST PUNT RETURN

GAME

95 – Randy Rhino vs. South Carolina, 1972

DEFENSE

INTERCEPTIONS

GAME

3 – Bobby Moorhead vs. Auburn, 1952; Bubba Hoats vs. Georgia, 1969; Randy Rhino vs. Rice, 1972; Ken Swilling vs. Boston College, 1989; Brian Wilkins vs. Florida State, 1996

HISTORIC

3 – Howard Ector vs. Vanderbilt, 1937

SEASON

9 – Jeff Ford, 1969; Willie Clay, 1991

CAREER

16 – Willie Clay, 1988-91

INTERCEPTION RETURN YARDS

GAME

100 – Jeff Ford vs. Notre Dame, 1969

SEASON

257 – Jeff Ford, 1969

CAREER

320 – Jeff Ford, 1969-71

INTERCEPTION RETURNS FOR TD

SEASON

3 – Jeff Ford, 1969 (TIED NCAA RECORD)

CAREER

4 – Jeff Ford, 1969-71

TACKLES

GAME

By Linebacker: 28 – Eric Wilcox vs. Georgia, 1967
By Down Lineman: 20 – John Battle vs. Duke, 1964
By Defensive Back: 19 – Danny Rhino vs. Virginia, 1974; Cleve Pounds vs. Auburn, 1984; Cleve Pounds vs. NC State, 1984; Ken Swilling vs. Virginia, 1989

SEASON

By Linebacker: 188 – Joe Harris, 1974
By Down Lineman: 112 – John Battle, 1965
By Defensive Back: 114 – Cleve Pounds, 1984

CAREER

By Linebacker: 467 – Keith Brooking, 1994-97
By Down Lineman: 271 – Franklin Brooks, 1952-55
By Defensive Back: 283 – Isaiah Johnson, 2010-14

TACKLES FOR LOSS

GAME

7 – Pat Swilling vs. NC State, 1985

SEASON

24 – Eric Henderson, 2003

CAREER

59.5 – Eric Henderson, 2002-05

SACKS

GAME

7 – Pat Swilling vs. NC State, 1985

SEASON

15 – Pat Swilling, 1985

CAREER

31.5 – Jeremiah Attaochu, 2010-13

FUMBLES FORCED

GAME

2 – Nine times, most recently:
D.J. White vs. Ole Miss, 2013

FUMBLES RECOVERED

GAME

2 – 17 times, most recently:
Quayshawn Nealy at Pittsburgh, Oct. 25, 2014

TWO PLAYERS COMBINED

RUSHING YARDS

GAME

429 – Eddie Lee Ivery (356), Darish Davis (73)
vs. Air Force, Nov. 11, 1978

SEASON

2,432 – Jonathan Dwyer (1,395),
Joshua Nesbitt (1,037), 2009

RECEPTIONS

GAME

22 – William Glover (13), Kerry Watkins (9)
at Virginia, Nov. 10, 2001

RECEIVING YARDS

GAME

333 – William Glover (172), Kerry Watkins (161)
at Virginia, Nov. 10, 2001

INDIVIDUAL LEADERS

RUSHING

RUSHING YARDS

CAREER

PLAYER	YEARS	ATT	TD	YARDS
1. Robert Lavette	1981-84	914	45	4,066
2. Jerry Mays	1985-89	695	18	3,699
3. Eddie Lee Ivery	1975-78	609	22	3,517
4. Tashard Choice	2005-07	675	28	3,365
5. P.J. Daniels	2002-05	707	23	3,346
6. Jonathan Dwyer	2007-09	517	35	3,226
7. Joshua Nesbitt	2007-10	653	35	2,806
8. Joe Burns	1998-01	614	31	2,634
9. C.J. Williams	1994-96	539	20	2,365
10. David Sims	1974-76	379	21	2,274
11. David Sims	2010-13	438	23	2,252
12. Tevin Washington	2009-12	542	38	2,225
13. Zach Laskey	2011-14	388	17	2,033
14. William Bell	1989-93	418	14	2,026
15. Anthony Allen	2009-10	304	13	1,934
16. Roddy Jones	2008-11	243	14	1,846
17. Orwin Smith	2009-12	198	20	1,839
18. Leon Hardeman	1951-53	337	22	1,794
19. Ronny Cone	1979-83	381	11	1,777
20. Joe Hamilton	1996-99	501	18	1,758
21. Lenny Snow	1965-67	445	18	1,743
22. Bill Teas	1951-54	294	11	1,689
23. Jimmy Lincoln	1991-94	380	5	1,601
24. Cory Collier	1983-86	357	12	1,590
25. Malcolm King	1984-87	330	17	1,576
26. Bobby North	1947-50	293	10	1,505
27. Reggie Ball	2003-06	495	11	1,451
28. Brent Cunningham	1969-71	346	10	1,446
29. Charles Wiley	1995-98	328	19	1,431
30. Greg Horne	1971-73	370	11	1,425
31. Synjyn Days	2011-14	255	18	1,396
32. Glenn Turner	1951-53	315	11	1,329
33. Justin Thomas	2013-	223	10	1,320
34. Sean Gregory	1998-01	277	16	1,290
35. Charlie Rogers	1995-98	220	5	1,287
36. Phillip Rogers	1995-99	324	15	1,264
37. Rodney Lee	1977-79	245	10	1,250
38. Robert Godhigh	2010-13	135	11	1,191
39. Adrian Rucker	1974-77	223	10	1,162
Bucky Shamburger	1975-78	241	3	1,162
41. Michael Smith	1991-94	249	6	1,083
42. Vad Lee	2012-13	278	17	1,057
43. Dorsey Levens	1992-93	169	10	1,036
44. Embry Peeples	2008-11	138	4	1,035
45. Pat Moriarty	1973-77	240	1	1,007

SEASON

PLAYER	YEAR	ATT	TD	YARDS
1. Eddie Lee Ivery	1978	267	9	1,562
2. Tashard Choice	2006	297	12	1,473
3. P.J. Daniels	2003	283	10	1,447
4. Jonathan Dwyer	2008	200	12	1,395
Jonathan Dwyer	2009	235	14	1,395
6. Tashard Choice	2007	261	10	1,379
7. Jerry Mays	1989	249	8	1,349
8. Anthony Allen	2010	240	7	1,316
9. Robert Lavette	1982	280	19	1,208
10. Robert Lavette	1984	260	14	1,189
11. Joe Burns	2001	282	14	1,165
12. C.J. Williams	1995	245	12	1,138
13. Justin Thomas	2014	190	8	1,086
14. Joshua Nesbitt	2009	279	18	1,037
15. Tevin Washington	2011	242	14	987

ATTEMPTS

CAREER

PLAYER	YEARS	YARDS	TD	ATT
1. Robert Lavette	1981-84	4,066	45	914
2. P.J. Daniels	2002-05	3,346	23	707
3. Jerry Mays	1985-89	3,699	18	695
4. Tashard Choice	2005-07	3,365	28	675
5. Joshua Nesbitt	2005-07	2,806	35	653
6. Joe Burns	1998-2001	2,634	31	614
7. Eddie Lee Ivery	1975-78	3,517	22	609
8. Tevin Washington	2009-12	2,225	23	542
9. C.J. Williams	1994-96	2,365	20	539
10. Jonathan Dwyer	2007-09	3,226	35	517
11. Joe Hamilton	1996-99	1,758	18	501
12. Reggie Ball	2003-06	1,451	11	495
13. Lenny Snow	1965-67	1,743	18	445
14. David Sims	2010-13	2,252	23	438
15. William Bell	1989-93	2,026	14	418
16. Shawn Jones	1989-92	855	19	392
17. Zach Laskey	2011-14	2,033	17	388
18. Ronny Cone	1979-83	1,777	11	381
19. Jimmy Lincoln	1991-94	1,601	5	380
20. David Sims	1974-76	2,274	21	379

SEASON

PLAYER	YEAR	YARDS	TD	ATT
1. Tashard Choice	2006	1,473	12	297
2. P.J. Daniels	2003	1,447	10	283
3. Joe Burns	2001	1,165	14	282
4. Robert Lavette	1982	1,208	19	280
5. Joshua Nesbitt	2009	1,037	18	279
6. Eddie Lee Ivery	1978	1,562	9	267
7. Tashard Choice	2007	1,379	10	261
8. Robert Lavette	1984	1,189	14	260
9. Jerry Mays	1989	1,349	8	249
10. C.J. Williams	1995	1,138	12	245

YARDS PER ATTEMPT (MINIMUM 200 ATTEMPTS)

CAREER

PLAYER	YEARS	YARDS	ATT	AVG
1. Roddy Jones	2008-11	1,846	243	7.59
2. Anthony Allen	2009-10	1,934	304	6.36
3. Jonathan Dwyer	2007-09	3,226	517	6.24
4. David Sims	1974-76	2,274	379	6.00
5. Justin Thomas	2013-	1,320	223	5.92
6. Charlie Rogers	1995-98	1,287	220	5.85
7. Eddie Lee Ivery	1975-78	3,517	609	5.78
8. Bill Teas	1951-54	1,689	294	5.74
9. Synjyn Days	2011-14	1,396	255	5.47
10. Leon Hardeman	1951-53	1,794	337	5.32
Jerry Mays	1985-89	3,699	695	5.32

YARDS PER GAME (MINIMUM 200 ATTEMPTS)

SEASON

PLAYER	YEAR	YARDS	ATT	AVG
1. Eddie Lee Ivery	1978	1,562	267	142.0
2. Jerry Mays	1989	1,349	249	122.6
3. Tashard Choice	2007	1,379	261	114.9
4. P.J. Daniels	2003	1,447	283	111.3
5. Robert Lavette	1982	1,208	280	109.8
6. Robert Lavette	1984	1,189	260	108.1
7. Jonathan Dwyer	2008	1,395	200	107.3
8. Tashard Choice	2006	1,473	297	105.2
9. C.J. Williams	1995	1,138	245	103.5
10. Anthony Allen	2010	1,316	240	101.2

TOUCHDOWNS

CAREER

PLAYER	YEARS	TD
1. Robert Lavette	1981-84	45
2. Tevin Washington	2009-12	38
3. Joshua Nesbitt	1981-84	35
Jonathan Dwyer	2007-09	35
5. Joe Burns	1998-01	31
6. Tashard Choice	2005-07	28
7. P.J. Daniels	2002-05	23
David Sims	2010-13	23
9. Leon Hardeman	1951-53	22
Eddie Lee Ivery	1975-78	22
11. David Sims	1974-76	21
12. C.J. Williams	1994-96	20
Orwin Smith	2009-12	20
14. Shawn Jones	1989-92	19
Charles Wiley	1995-98	19
16. Lenny Snow	1965-67	18
Jerry Mays	1985-89	18
Joe Hamilton	1996-99	18
Synjyn Days	2011-14	18
20. Malcolm King	1984-87	17
Zach Laskey	2011-14	17
Vad Lee	2012-13	17

SEASON

PLAYER	YEAR	TD
1. Tevin Washington	2012	20
2. Robert Lavette	1982	19
3. Joshua Nesbitt	2009	18
4. Robert Lavette	1984	14
Joe Burns	2001	14
Jonathan Dwyer	2009	14
Tevin Washington	2011	14
8. Sean Gregory	1999	13
9. Lenny Snow	1966	12
C.J. Williams	1995	12
Joe Burns	2000	12
Tashard Choice	2006	12
Jonathan Dwyer	2008	12

100-YARD GAMES

CAREER

PLAYER	YEARS	G
1. Robert Lavette	1981-84	18
2. Tashard Choice	2005-07	18
3. Jonathan Dwyer	2007-09	17
4. P.J. Daniels	2002-05	16
5. Jerry Mays	1985-89	15
6. Eddie Lee Ivery	1975-78	14
7. Joe Burns	1998-01	11
8. C.J. Williams	1994-96	10
9. David Sims	1974-76	8
Joshua Nesbitt	2007-10	8
Anthony Allen	2009-10	8

SEASON

PLAYER	YEAR	G
1. Tashard Choice	2006	9
Jonathan Dwyer	2008	9
3. Eddie Lee Ivery	1978	8
Tashard Choice	2007	8
5. Robert Lavette	1982	7
Jerry Mays	1989	7
Jonathan Dwyer	2009	7
8. Robert Lavette	1984	6
C.J. Williams	1995	6
Joe Burns	2001	6
P.J. Daniels	2003	6
P.J. Daniels	2005	6
Anthony Allen	2010	6

INDIVIDUAL LEADERS



TOP RUSHING DUOS

DUO	YEAR	YARDS
1. Jonathan Dwyer (1,395) / Joshua Nesbitt (1,037)	2009	2,432
2. Jonathan Dwyer / Joshua Nesbitt	2008	2,088
3. Anthony Allen / Joshua Nesbitt	2010	2,053
4. Justin Thomas (1,086) / Synjyn Days (924)	2014	2,010
5. Eddie Lee Ivery / Rodney Lee	1978	1,954
6. P.J. Daniels / Reggie Ball	2003	1,831
7. Tashard Choice / Reggie Ball	2006	1,827



TOP RUSHING TRIOS

TRIO	YEAR	YARDS
1. J. Dwyer (1,395) / J. Nesbitt (1,037) / A. Allen (618)	2009	3,050
2. Justin Thomas (1,086) / Synjyn Days (924) / Zach Laskey (851)	2014	2,861
3. Jonathan Dwyer / Josh Nesbitt / Roddy Jones	2008	2,778
4. Anthony Allen / Josh Nesbitt / Orwin Smith	2010	2,569
5. Tevin Washington / David Sims / Orwin Smith	2011	2,329
6. Bill Teas / Windle Hardeman / Glenn Turner	1952	2,236
7. Tashard Choice / Jonathan Dwyer / Josh Nesbitt	2007	2,154
8. David Sims / Robert Godhigh / Vad Lee	2013	2,141
9. Eddie Lee Ivery / Rodney Lee / Gary Hardy	1977	2,109
10. Eddie Lee Ivery / Rodney Lee / Raymond Friday	1978	2,076

CONSECUTIVE 100-YARD GAMES

CAREER

PLAYER	YEARS	G
1. Tashard Choice	2006-07	9
2. Eddie Lee Ivery	1978	7
3. Tony Hollings	2002	4
P.J. Daniels	2004-05	4
Jonathan Dwyer	2008	4
Jonathan Dwyer	2009	4

200-YARD GAMES

CAREER

PLAYER	YEARS	G
1. Jerry Mays	1985-89	2
P.J. Daniels	2002-05	2
3. Brent Cunningham	1969-71	1
Eddie Lee Ivery	1975-78	1
Robert Lavette	1981-84	1
Jimmy Lincoln	1991-94	1
C.J. Williams	1994-96	1
Tashard Choice	2005-07	1
Roddy Jones	2008-11	1

YARDS BY QUARTERBACK

CAREER

PLAYER	YEARS	ATT	TD	YARDS
1. Josh Nesbitt	2007-10	653	35	2,806
2. Tevin Washington	2009-12	542	38	2,225
3. Joe Hamilton	1996-99	501	18	1,758
4. Reggie Ball	2003-06	495	11	1,451
5. Justin Thomas	2013-	223	10	1,320
6. Vad Lee	2012-13	278	18	1,057
7. Danny Myers	1973-75	201	14	921
8. Shawn Jones	1989-92	392	19	855
9. Donnie Davis	1992-95	176	7	749
10. Billy Lothridge	1961-63	298	15	746

SEASON

PLAYER	YEAR	ATT	TD	YARDS
1. Justin Thomas	2014	190	8	1,086
2. Josh Nesbitt	2009	279	18	1,037
3. Tevin Washington	2011	242	14	987
4. Joshua Nesbitt	2010	166	10	737
5. Joe Hamilton	1999	154	6	734
6. Joshua Nesbitt	2008	172	7	693
7. Tevin Washington	2012	177	20	684
8. Vad Lee	2012	96	9	544
9. Tevin Washington	2010	116	4	514
10. Vad Lee	2013	182	8	513

TOUCHDOWNS BY QUARTERBACK

CAREER

PLAYER	YEARS	TD
1. Tevin Washington	2009-12	38
2. Joshua Nesbitt	2007-10	35
3. Shawn Jones	1989-92	19
4. Joe Hamilton	1996-99	18
5. Vad Lee	2012-13	17
6. Billy Lothridge	1961-63	15
7. Danny Myers	1973-75	14
8. Topy Vann	1956-57	11
Reggie Ball	2003-06	11
10. Justin Thomas	2013-	10

SEASON

PLAYER	YEAR	TD
1. Tevin Washington	2012	20
2. Josh Nesbitt	2009	18
3. Tevin Washington	2011	14
4. Josh Nesbitt	2009	10
5. Billy Lothridge	1962	9
Vad Lee	2012	9
7. Vad Lee	2013	8
Justin Thomas	2014	8
9. Danny Myers	1975	7
Danny Myers	1974	7
Shawn Jones	1991	7
Josh Nesbitt	2008	7
Tim Byerly	2014	7

YEAR-BY-YEAR LEADERS

YEAR	PLAYER	ATT	YARDS	TD
1950	Bobby North	145	663	4
1951	Leon Hardeman	126	647	8
1952	Bill Teas	151	825	6
1953	Bill Teas	111	610	3
1954	Jimmy Thompson	47	442	4
1955	George Volkert	81	583	5
1956	Ken Owen	107	497	2
1957	Lester Simerville	86	275	1
1958	Floyd Faucette	83	473	1
1959	Floyd Faucette	69	330	3
1960	Chick Graning	82	315	4
1961	Mike McNamers	94	350	2
1962	Billy Lothridge	128	478	9
1963	Ray Mendheim	93	427	5
1964	Johnny Gresham	99	437	4
1965	Lenny Snow	125	597	4
1966	Lenny Snow	202	761	12
1967	Lenny Snow	118	385	2
1968	Kenny Bounds	56	188	2
1969	Brent Cunningham	118	459	0
1970	Brent Cunningham	144	740	5
1971	Greg Horne	123	500	2
1972	Greg Horne	139	558	4

YEAR	PLAYER	ATT	YARDS	TD	
1973	Cleo Johnson	92	451	0	
1974	David Sims	144	881	6	
1975	David Sims	72	590	6	
1976	David Sims	163	803	9	
1977	Eddie Lee Ivery	153	900	6	
1978	Eddie Lee Ivery	267	1,562	9	
1979	Ronny Cone	126	617	4	
1980	David Allen	134	466	2	
1981	Robert Lavette	188	866	7	
1982	Robert Lavette	280	1,208	19	
1983	Robert Lavette	186	803	5	
1984	Robert Lavette	260	1,189	14	
1985	Cory Collier	139	606	2	
1986	Jerry Mays	148	842	7	
1987	Malcolm King	89	383	5	
1988	Jerry Mays	194	942	0	
20	1989	Jerry Mays	249	1,349	8
20	1990	William Bell	161	891	5
14	1991	Jimmy Lincoln	199	913	2
10	1992	Michael Smith	74	336	1
9	1993	Dorsey Levens	114	823	8
9	1994	C.J. Williams	120	564	1
8	1995	C.J. Williams	245	1,138	12
8	1996	C.J. Williams	174	663	7
7	1997	Charles Wiley	150	567	9
7	1998	Joe Burns	98	474	5
7	1999	Sean Gregory	172	837	13
7	2000	Joe Burns	220	908	12
7	2001	Joe Burns	282	1,165	14
7	2002	Tony Hollings	92	633	11
7	2003	P.J. Daniels	283	1,447	10
7	2004	P.J. Daniels	154	714	8
7	2005	P.J. Daniels	198	930	3
7	2006	Tashard Choice	297	1,473	12
7	2007	Tashard Choice	261	1,379	10
7	2008	Jonathan Dwyer	200	1,395	12
7	2009	Jonathan Dwyer	235	1,395	14
7	2010	Anthony Allen	240	1,316	7
7	2011	Tevin Washington	242	986	14
7	2012	Zach Laskey	133	697	1
7	2013	David Sims	161	884	11
7	2014	Justin Thomas	190	1,086	8

INDIVIDUAL LEADERS

PASSING

PASSING YARDS

CAREER

PLAYER	YEARS	CMP	ATT	YDS
1. Joe Hamilton	1996-99	629	1,020	8,882
2. Shawn Jones	1989-92	652	1,217	8,441
3. Reggie Ball	2003-06	662	1,363	8,128
4. George Godsey	1998-01	484	765	6,137
5. Mike Kelley	1978-81	391	785	5,249
6. John Dewberry	1983-85	310	533	4,193
7. Eddie McAshan	1970-72	360	698	4,080
8. Tevin Washington	2009-12	175	345	3,312
9. Josh Nesbitt	2007-10	173	403	3,276
10. Donnie Davis	1992-95	270	478	3,261
11. Taylor Bennett	2005-07	211	422	2,804
12. Kim King	1965-67	243	460	2,763
13. A.J. Suggs	2002-03	223	387	2,422
14. Billy Lothridge	1961-63	185	372	2,394
15. Rick Strom	1983-87	178	356	2,199
16. Vad Lee	2012-13	109	236	2,157
17. Jim Bob Taylor	1981-82	160	290	2,136
18. Tommy Luginbill	1994	182	327	2,128
19. Larry Good	1966-68	154	333	2,052
20. Jimmy Southard	1946-49	126	230	1,994

SEASON

PLAYER	YEAR	CMP	ATT	YDS
1. George Godsey	2001	249	384	3,085
2. Joe Hamilton	1999	203	305	3,060
3. George Godsey	2000	222	349	2,906
4. Shawn Jones	1992	190	362	2,397
5. Joe Hamilton	1997	173	268	2,314
6. Shawn Jones	1991	178	339	2,288
7. A.J. Suggs	2002	208	363	2,242
8. Joe Hamilton	1998	145	259	2,166
9. Reggie Ball	2005	182	379	2,165
10. Reggie Ball	2004	164	330	2,147
11. Taylor Bennett	2007	162	327	2,136
12. Tommy Luginbill	1994	182	327	2,128
13. Mike Kelley	1979	149	300	2,051
14. Shawn Jones	1990	142	245	2,008
15. Reggie Ball	2003	181	350	1,996
16. John Dewberry	1984	126	206	1,846
17. Jim Bob Taylor	1982	135	232	1,839
18. Reggie Ball	2006	135	304	1,820
19. Eddie McAshan	1972	125	241	1,756
20. Shawn Jones	1989	142	245	1,748

COMPLETIONS

CAREER

PLAYER	YEARS	ATT	COMP
1. Reggie Ball	2003-06	1,363	662
2. Shawn Jones	1989-92	1,217	652
3. Joe Hamilton	1996-99	1,020	629
4. George Godsey	1998-01	765	484
5. Mike Kelley	1978-81	785	391
6. Eddie McAshan	1970-72	698	360
7. John Dewberry	1983-85	533	310
8. Donnie Davis	1992-95	478	270
9. Kim King	1965-67	460	243
10. A.J. Suggs	2002-03	387	223

SEASON

PLAYER	YEAR	ATT	COMP
1. George Godsey	2001	384	249
2. George Godsey	2000	349	222
3. A.J. Suggs	2002	363	208
4. Joe Hamilton	1999	305	203
5. Shawn Jones	1992	362	190
6. Reggie Ball	2005	379	182
Tommy Luginbill	1994	327	182
8. Reggie Ball	2003	350	181
9. Shawn Jones	1991	339	178
10. Joe Hamilton	1997	268	173

ATTEMPTS

CAREER

PLAYER	YEARS	COMP	ATT
1. Reggie Ball	2003-06	662	1,363
2. Shawn Jones	1989-92	652	1,217
3. Joe Hamilton	1996-99	629	1,020
4. Mike Kelley	1978-81	391	785
5. George Godsey	1998-01	484	765
6. Eddie McAshan	1970-72	360	698
7. John Dewberry	1983-85	310	533
8. Donnie Davis	1992-95	270	478
9. Kim King	1965-67	243	460
10. Taylor Bennett	2005-07	211	422

SEASON

PLAYER	YEAR	COMP	ATT
1. George Godsey	2001	249	384
2. Reggie Ball	2005	164	379
3. A.J. Suggs	2002	208	363
4. Shawn Jones	1992	190	362
5. Reggie Ball	2003	181	350
6. George Godsey	2000	222	349
7. Shawn Jones	1991	178	339
8. Reggie Ball	2004	164	330
9. Tommy Luginbill	1994	182	327
Taylor Bennett	2007	162	327
10. Joe Hamilton	1999	203	305

COMPLETION PERCENTAGE

CAREER (MINIMUM 100 COMPLETIONS)

PLAYER	YEARS	CMP	ATT	PCT
1. George Godsey	1998-01	484	765	.633
2. Joe Hamilton	1996-99	629	1,020	.617
3. John Dewberry	1983-85	310	533	.582
4. A.J. Suggs	2002-03	223	387	.576
5. Donnie Davis	1992-95	270	478	.564
6. Tommy Luginbill	1994	182	327	.557
7. Jim Bob Taylor	1981-82	160	290	.551
8. Jim Stevens	1972-73	137	249	.550
9. Jimmy Southard	1947-49	126	230	.547
10. Darrell Crawford	1949-51	155	289	.536
Shawn Jones	1989-92	652	1,217	.536

SEASON (MINIMUM 50 COMPLETIONS)

PLAYER	YEAR	CMP	ATT	PCT
1. Joe Hamilton	1999	203	305	.666
2. George Godsey	2001	249	384	.648
3. Joe Hamilton	1997	173	268	.646
4. George Godsey	2000	222	349	.636
5. John Dewberry	1984	126	206	.612
6. Pepper Rodgers	1953	51	85	.600
7. Kim King	1965	112	191	.586
8. Jim Bob Taylor	1982	135	232	.582
9. Shawn Jones	1990	142	245	.580
10. Donnie Davis	1993	137	237	.578

TOUCHDOWN PASSES

CAREER

PLAYER	YEARS	TD
1. Joe Hamilton	1996-99	65
2. Reggie Ball	2003-06	57
3. Shawn Jones	1989-92	51
4. George Godsey	1998-01	41
5. Eddie McAshan	1970-72	32
6. John Dewberry	1983-85	27
7. Mike Kelley	1978-81	23
8. Donnie Davis	1992-95	22
9. Frank Broyles	1943-46	21
Tevin Washington	2009-12	21

SEASON

PLAYER	YEAR	TD
1. Joe Hamilton	1999	29
2. George Godsey	2000	23
3. Reggie Ball	2006	20
4. George Godsey	2001	18
Justin Thomas	2014	18
6. Joe Hamilton	1998	17
7. Eddie McAshan	1972	16
Reggie Ball	2004	16
9. Shawn Jones	1992	15
Frank Broyles	1944	15

PASSING EFFICIENCY

CAREER (MINIMUM 100 ATTEMPTS)

PLAYER	YEARS	CMP	ATT	EFF
1. Justin Thomas	2013-	105	204	149.1
2. Joe Hamilton	1996-99	629	1,020	148.2
3. George Godsey	1998-01	484	765	143.6
4. Tevin Washington	2009-12	175	347	142.8
5. Toppo Vann	1953-56	70	106	134.6
6. Vad Lee	2012-13	109	236	132.9
7. Jimmy Southard	1947-49	126	230	129.2
8. Shawn Jones	1989-92	652	1,217	125.6
9. John Dewberry	1983-85	310	533	125.5
10. Donnie Davis	1992-95	270	478	121.4

SEASON (MINIMUM 50 ATTEMPTS)

PLAYER	YEAR	CMP	ATT	EFF
1. Joe Hamilton	1999	203	305	175.0
2. Tevin Washington	2011	74	150	155.4
3. Justin Thomas	2014	96	187	153.9
4. George Godsey	2000	222	349	151.9
5. Vad Lee	2012	27	56	150.5
6. Joshua Nesbitt	2009	75	162	148.7
7. Tevin Washington	2012	75	133	147.4
8. Joe Hamilton	1997	173	268	146.6
9. John Dewberry	1984	126	206	144.4
10. Jimmy Southard	1948	71	121	143.0

YEAR-BY-YEAR LEADERS

PASSING YARDS

YEAR	PLAYER	C	A	YDS	TD	INT
1950	Darrell Crawford	54	96	546	4	8
1951	Darrell Crawford	83	150	1,237	13	11
1952	Bill Brigman	64	125	794	7	12
1953	Pepper Rodgers	51	85	643	7	4
1954	Bill Brigman	39	77	573	4	5
1955	Toppo Vann	31	36	270	3	1
1956	Toppo Vann	34	65	446	6	4
1957	Fred Braselton	56	107	486	4	8
1958	Fred Braselton	35	78	319	0	6
1959	Fred Braselton	32	64	368	4	1
1960	Stan Gann	43	96	523	3	11
1961	Stan Gann	43	79	450	1	9
1962	Billy Lothridge	83	156	1,006	6	8
1963	Billy Lothridge	76	153	1,017	10	7
1964	Jerry Priestley	37	77	441	4	10
1965	Kim King	112	191	1,331	11	8
1966	Kim King	64	124	690	1	8
1967	Kim King	67	145	742	2	7
1968	Larry Good	97	191	1,337	6	8
1969	Jack Williams	30	59	358	2	8
1970	Eddie McAshan	110	223	1,138	9	21
1971	Eddie McAshan	125	234	1,186	7	14
1972	Eddie McAshan	125	241	1,756	16	17
1973	Jim Stevens	119	217	1,481	4	13
1974	Rudy Allen	28	52	357	2	3
1975	Danny Myers	16	27	272	3	3
1976	Gary Lanier	16	33	290	1	5
1977	Gary Lanier	10	26	182	1	1
1978	Mike Kelley	96	197	1,479	7	10
1979	Mike Kelley	149	300	2,051	10	19
1980	Mike Kelley	68	137	832	3	5
1981	Mike Kelley	78	151	887	3	8
1982	Jim Bob Taylor	135	232	1,839	3	12
1983	John Dewberry	74	134	790	6	8
1984	John Dewberry	126	206	1,846	11	10

INDIVIDUAL LEADERS

YEAR	PLAYER	C	A	YDS	TD	INT
1985	John Dewberry	110	193	1,557	10	8
1986	Rick Strom	87	167	1,011	5	6
1987	Darrell Gast	80	179	1,104	5	8
1988	Todd Rampley	154	275	1,579	6	13
1989	Shawn Jones	142	271	1,748	12	13
1990	Shawn Jones	142	245	2,008	13	12
1991	Shawn Jones	178	339	2,288	11	18
1992	Shawn Jones	190	362	2,397	15	7
1993	Donnie Davis	137	237	1,739	12	12
1994	Tommy Luginbill	182	327	2,128	14	13
1995	Donnie Davis	124	223	1,462	10	5
1996	Joe Hamilton	108	188	1,342	7	13
1997	Joe Hamilton	173	268	2,314	12	7
1998	Joe Hamilton	145	259	2,166	17	8
1999	Joe Hamilton	203	305	3,060	29	11
2000	George Godsey	222	349	2,906	23	6
2001	George Godsey	249	384	3,085	18	11
2002	A.J. Suggs	208	363	2,242	12	15
2003	Reggie Ball	181	350	1,996	10	11
2004	Reggie Ball	164	330	2,147	16	18
2005	Reggie Ball	182	379	2,165	11	12
2006	Reggie Ball	135	304	1,820	20	14
2007	Taylor Bennett	162	327	2,136	7	9
2008	Joshua Nesbitt	54	123	808	2	5
2009	Joshua Nesbitt	75	162	1,701	10	5
2010	Joshua Nesbitt	39	105	674	7	4
2011	Tevin Washington	74	150	1,652	11	8
2012	Tevin Washington	75	133	1,222	8	4
2013	Vad Lee	82	180	1,561	11	10
2014	Justin Thomas	96	187	1,719	18	6

RECEIVING

RECEPTIONS

CAREER

PLAYER	YEARS	YDS	AVG	REC
1. Kelly Campbell	1998-01	2,907	14.9	195
2. Calvin Johnson	2004-06	2,927	16.4	178
3. Jonathan Smith	2000-03	2,238	12.9	174
4. Kerry Watkins	1999-02	2,680	15.7	171
5. Harvey Middleton	1994-97	2,291	13.9	165
6. Will Glover	1999-02	1,316	10.8	122
7. Bobby Rodriguez	1989-92	1,681	14.6	115
Jerry Mays	1985-89	869	7.6	115
9. Robert Lavette	1981-84	862	7.6	114
10. Demaryius Thomas*	2007-09	2,135	18.9	113
11. John Sias	1966-68	1,727	15.7	110
12. Jimmy Robinson	1972-74	1,633	16.2	101
13. Derrick Steagall	1993-97	1,639	16.6	99
14. Greg Lester	1987-91	1,633	17.6	93
15. Nate Curry	2000-04	1,185	12.9	92
16. Dez White	1997-99	1,833	20.4	90
17. Ken Whisenhunt	1980-84	1,264	15.4	82
18. James Johnson	2005-07	1,240	15.9	78
19. Emmett Merchant	1988-91	1,125	14.6	77
20. Joe Burns	1998-01	681	9.2	74

SEASON

PLAYER	YEARS	YDS	AVG	REC
1. Jonathan Smith	2003	1,138	14.6	78
2. Calvin Johnson	2006	1,202	15.8	76
3. Kerry Watkins	2002	1,050	14.8	71
4. Kelly Campbell	1999	1,105	16.0	69
5. Harvey Middleton	1996	804	12.6	64
6. John Sias	1968	902	14.8	61
7. Kelly Campbell	2000	963	16.3	59
8. Kelly Campbell	2001	708	12.6	56
9. Calvin Johnson	2005	888	16.4	54
10. Jonathan Smith	2001	590	11.1	53

YARDS

CAREER

PLAYER	YEARS	REC	YDS
1. Calvin Johnson	2004-06	178	2,927
2. Kelly Campbell	1998-2001	195	2,907
3. Kerry Watkins	1999-2002	171	2,680
4. Harvey Middleton	1994-96	165	2,291
5. Jonathan Smith	2000-03	174	2,238
6. *Demaryius Thomas	2007-09	113	2,135
7. Dez White	1997-99	90	1,833
8. John Sias	1966-68	110	1,727
9. Bobby Rodriguez	1989-92	115	1,681
10. Derrick Steagall	1993-97	99	1,639
11. Jimmy Robinson	1972-74	101	1,633
Greg Lester	1987-91	93	1,633
13. Will Glover	1999-2002	122	1,316
14. Gary Lee	1983-86	67	1,299
15. Ken Whisenhunt	1980-84	82	1,264
16. Stephen Hill	2009-11	49	1,248
17. James Johnson	2005-07	78	1,240
18. Nate Curry	2000-04	92	1,185
19. Emmett Merchant	1988-91	77	1,125
20. Drew Hill	1975-78	56	1,080

SEASON

PLAYER	YEAR	REC	YDS
1. Calvin Johnson	2006	76	1,202
2. Jonathan Smith	2003	78	1,138
3. Kelly Campbell	1999	69	1,105
4. Kerry Watkins	2002	71	1,050
5. Dez White	1998	46	973
6. Kelly Campbell	2000	59	963
7. *Demaryius Thomas	2009	46	950
8. John Sias	1968	61	902
9. Calvin Johnson	2005	54	888
10. Dez White	1999	44	860

YARDS PER RECEPTION

CAREER [MINIMUM 50 RECEPTIONS]

PLAYER	YEARS	REC	YDS	AVG
1. Dez White	1997-99	90	1,833	20.4
2. Gary Lee	1983-86	67	1,299	19.4
3. Drew Hill	1975-78	56	1,080	19.3
4. Jason McGill	1990-92	51	978	19.2
5. *Demaryius Thomas	2007-09	113	2,135	18.9
DeAndre Smelter	2013-14	56	1,060	18.9
7. Greg Lester	1987-91	93	1,633	17.6
8. Derrick Steagall	1993-97	99	1,639	16.6
9. Calvin Johnson	2004-06	178	2,927	16.4
10. Marlon Hegggs	1979-80	54	880	16.3

SEASON [MINIMUM 25 RECEPTIONS]

PLAYER	YEARS	REC	YDS	AVG
1. Stephen Hill	2011	28	820	29.3
2. *Demaryius Thomas	2009	46	1,154	25.1
3. Gary Lee	1985	29	645	22.2
4. Dez White	1998	46	973	21.2
5. Kris Kentera	1979	25	526	21.0
6. DeAndre Smelter	2014	35	715	20.4
7. Drew Hill	1978	36	708	19.6
8. Derrick Steagall	1997	32	625	19.5
Dez White	1999	44	860	19.5
10. Greg Lester	1991	35	676	19.3

TOUCHDOWN RECEPTIONS

CAREER

PLAYER	YEARS	TD
1. Calvin Johnson	2004-06	28
2. Kelly Campbell	1998-2001	24
3. Kerry Watkins	1999-2002	22
4. Buck Martin	1950-52	14
Gary Lee	1983-86	14
Dez White	1997-99	14
7. Jimmy Robinson	1972-74	13
Greg Lester	1987-91	13
Harvey Middleton	1994-97	13
*Demaryius Thomas	2007-09	13

SEASON

PLAYER	YEAR	TD
1. Calvin Johnson	2006	15
2. Kelly Campbell	1999	10
Kelly Campbell	2000	10
4. Jimmy Robinson	1972	9
Dez White	1998	9
6. Buck Martin	1951	8
7. Craig Baynham	1965	7
Harvey Middleton	1997	7
Calvin Johnson	2004	7
DeAndre Smelter	2014	7

100-YARD GAMES

CAREER

PLAYER	YEARS	G
1. Calvin Johnson	2004-06	13
2. Harvey Middleton	1994-96	10
Kelly Campbell	1998-2001	10
4. Dez White	1997-99	8
5. John Sias	1966-68	7
Jonathan Smith	2000-03	7
7. Demarius Thomas	2007-09	6
8. Derrick Steagall	1993-97	5
Kerry Watkins	1999-2002	5
10. Jimmy Robinson	1972-74	4
DeAndre Smelter	2013-14	4

SEASON

PLAYER	YEARS	G
1. Calvin Johnson	2006	7
2. Jonathan Smith	2003	6
Harvey Middleton	1997	6
4. John Sias	1968	5
5. Kelly Campbell	1999	4
Dez White	1998	4
Dez White	1999	4
DeAndre Smelter	2014	4

CONSECUTIVE GAMES WITH RECEPTION

CAREER

PLAYER	YEARS	G
1. Harvey Middleton	1994-97	40
2. Kelly Campbell	1999-01	32
3. Calvin Johnson	2004-06	30
4. *Demaryius Thomas	2008-09	29
Kerry Watkins	2000-02	29
6. Robert Lavette	1981-83	27
7. Jerry Mays	1986-89	24
Dez White	1997-99	24
9. Marlon Hegggs	1979-80	20
John Sias	1967-68	20

* - Per NCAA sanctions, Demaryius Thomas' statistics from the final three games of the 2009 season are not included in these records: 7 receptions, 204 yards, 2 touchdowns

YEAR-BY-YEAR LEADERS

RECEIVING [BASED ON NUMBER OF RECEPTIONS]

YEAR	PLAYER	REC	YARDS	TD
1950	John Weigle	23	368	5
1951	Buck Martin	37	506	8
1952	Buck Martin	28	398	6
1953	Henry Hair	16	187	3
1954	Henry Hair	24	270	4
1955	George Volkert	8	171	1
1956	Stan Flowers	10	141	2
1957	Jerome Green	9	86	1
Ted Smith	9	79	0	
1958	Fred Murphy	12	143	1
1959	Taz Anderson	10	89	1
1960	Chick Graning	16	158	1
1961	Billy Williamson	21	221	1
1962	Billy Martin	21	323	4
1963	Billy Martin	19	221	2
1964	Johnny Gresham	22	290	0

INDIVIDUAL LEADERS

YEAR	PLAYER	REC	YARDS	TD
1965	Craig Baynham	30	368	7
1966	Steve Almond	24	265	1
1967	John Sias	42	671	4
1968	John Sias	61	902	4
1969	Steve Foster	19	200	1
1970	Larry Studdard	29	355	4
1971	Mike Oven	33	361	1
1972	Jimmy Robinson	48	812	9
1973	Jimmy Robinson	34	597	2
1974	Jimmy Robinson	19	224	2
1975	Steve Raible	13	277	4
1976	John Steele	14	233	1
1977	Drew Hill	7	102	2
1978	Drew Hill	36	708	4
1979	Kris Kentera	25	526	4
	Marlon Heggis	25	397	2
	Leon Chadwick	25	355	3
1980	Marlon Heggis	29	483	1
1981	Robert Lavette	45	307	0
1982	Robert Lavette	25	286	0
1983	Robert Lavette	21	123	1
1984	Ken Whisenhunt	27	517	3
1985	Gary Lee	29	645	6
1986	Gary Lee	24	386	4
1987	Greg Lester	33	593	4
1988	Jerry Mays	46	338	2
1989	Jerry Mays	37	275	4
1990	Emmett Merchant	29	489	3
1991	Greg Lester	35	676	5
1992	Bobby Rodriguez	51	621	2
1993	Omar Cassidy	26	395	2
1994	Charlie Simmons	40	587	6
1995	Harvey Middleton	31	444	3
1996	Harvey Middleton	64	804	3
1997	Harvey Middleton	52	839	7
1998	Dez White	46	973	9
1999	Kelly Campbell	69	1,105	10
2000	Kelly Campbell	59	963	10
2001	Kelly Campbell	56	708	3
2002	Kerry Watkins	71	1,050	5
2003	Jonathan Smith	78	1,138	5
2004	Calvin Johnson	48	837	7
2005	Calvin Johnson	54	888	6
2006	Calvin Johnson	76	1,202	15
2007	Greg Smith	37	588	2
2008	Demaryius Thomas	39	627	3
2009	Demaryius Thomas	46	1,154	8
2010	Stephen Hill	15	291	3
2011	Stephen Hill	28	820	5
2012	Orwin Smith	18	288	1
	Jeff Greene	18	284	2
2013	Robert Godhigh	23	471	2
2014	DeAndre Smelter	35	715	7

ALL-PURPOSE YARDS

CAREER

PLAYER	YEARS	PLAYS	RUSH	REC	KOR	PR	TD	YARDS
1. Robert Lavette	1981-84	1,049	4,066	862	465	0	46	5,393
2. Jerry Mays	1985-89	817	3,699	869	175	0	26	4,743
3. Kelly Campbell	1998-2001	267	152	2,907	1,415	0	27	4,472
4. Eddie Lee Ivery	1975-78	653	3,517	406	311	90	24	4,324
5. Orwin Smith	2009-12	319	1,839	815	1,624	0	22	4,278
6. Jonathan Dwyer	2007-09	554	3,226	263	477	0	36	3,966
7. P.J. Daniels	2002-05	774	3,346	369	234	0	26	3,949
8. Drew Hill	1975-78	201	370	1,080	2,357	4	14	3,815
9. Charlie Rogers	1995-98	368	1,287	657	1,264	485	10	3,693
10. Tashard Choice	2005-07	702	3,365	281	0	0	29	3,646
11. Dez White	1997-99	170	67	1,833	1,701	0	16	3,601
12. Joe Burns	1998-2001	698	2,634	681	194	0	34	3,509
13. Kerry Watkins	1999-2002	220	182	2,680	481	0	22	3,343
14. Calvin Johnson	2004-06	188	40	2,297	0	0	29	2,967
15. Jonathan Smith	2000-03	251	194	2,238	22	477	15	2,931
16. Harvey Middleton	1994-97	219	12	2,291	200	376	13	2,879
17. C.J. Williams	1994-96	595	2,365	404	73	18	24	2,860
18. Joshua Nesbitt	2007-10	653	2,806	0	0	0	35	2,806
19. Billy Teas	1951-54	357	1,689	314	238	399	12	2,640
20. Cory Collier	1983-86	430	1,590	222	627	75	10	2,514

SEASON

PLAYER	YEAR	PLAYS	RUSH	REC	KOR	PR	TD	YARDS
1. Eddie Lee Ivery	1978	291	1,562	238	0	79	11	1,879
2. Kelly Campbell	2000	97	116	994	667	0	12	1,777
3. Jonathan Dwyer	2008	216	1,395	209	171	0	13	1,775
4. Dez White	1998	72	0	973	682	0	10	1,655
5. Jerry Mays	1989	286	1,349	275	0	0	12	1,624
6. Dez White	1999	84	67	860	689	0	5	1,616
7. Tashard Choice	2006	309	1,473	99	0	0	12	1,571
8. Robert Lavette	1982	309	1,208	286	76	0	19	1,570
Kerry Watkins	2002	103	39	1,050	481	0	5	1,570
10. Tashard Choice	2007	275	1,379	107	0	0	10	1,486

SEASON

PLAYER	YEARS	RUSH	PASS	YDS	YEAR	PLAYER	PLAYS	YARDS
1. Joe Hamilton	1999	734	3,060	3,794	1976	David Sims	170	867
2. George Godsey	2000	11	3,083	3,094	1977	Eddie Lee Ivery	155	905
3. George Godsey	2001	-45	3,085	3,040	1978	Eddie Lee Ivery	269	1,589
4. Justin Thomas	2014	1,086	1,719	2,805	1979	Mike Kelley	399	2,107
5. Joe Hamilton	1997	478	2,314	2,792	1980	Mike Kelley	169	809
6. Josh Nesbitt	2009	1,037	1,701	2,738	1981	Mike Kelley	198	791
7. Shawn Jones	1991	361	2,288	2,649	1982	Jim Bob Taylor	308	1,831
8. Tevin Washington	2011	987	1,652	2,638	1983	John Dewberry	202	1,013
9. Reggie Ball	2005	381	2,165	2,546	1984	John Dewberry	304	2,175
10. Reggie Ball	2004	332	2,147	2,479	1985	John Dewberry	299	1,635
					1986	Rick Strom	240	1,144
					1987	Rick Strom	204	1,093
					1988	Todd Rampley	298	1,479
					1989	Shawn Jones	383	2,078
					1990	Shawn Jones	336	2,285
					1991	Shawn Jones	453	2,649
					1992	Shawn Jones	437	2,284
					1993	Donnie Davis	309	2,067
					1994	Tommy Luginbill	362	2,040
					1995	Donnie Davis	319	1,852
					1996	Joe Hamilton	283	1,590
					1997	Joe Hamilton	408	2,792
					1998	Joe Hamilton	371	2,464
					1999	Joe Hamilton	459	3,794
					2000	George Godsey	404	2,945
					2001	George Godsey	450	3,040
					2002	A.J. Suggs	415	2,263
					2003	Reggie Ball	489	2,380
					2004	Reggie Ball	460	2,479
					2005	Reggie Ball	483	2,546
					2006	Reggie Ball	426	2,174
					2007	Taylor Bennett	371	2,123
					2008	Joshua Nesbitt	295	1,501
					2009	Joshua Nesbitt	441	2,738
					2010	Joshua Nesbitt	271	1,411
					2011	Tevin Washington	392	2,638
					2012	Tevin Washington	310	1,906
					2013	Vad Lee	362	2,074
					2014	Justin Thomas	377	2,805

YEAR-BY-YEAR LEADERS

TOTAL OFFENSE

YEAR	PLAYER	PLAYS	YARDS
1950	Bobby North	145	663
1951	Darrell Crawford	216	1,194
1952	Bill Teas	152	788
1953	Pepper Rodgers	111	650
1954	Bill Brigman	94	520
1955	George Volkert	87	653
1956	Toppy Vann	136	543
1957	Fred Braselton	177	517
1958	Floyd Faucette	83	473
1959	Fred Braselton	95	396
1960	Stan Gann	138	679
1961	Stan Gann	172	577
1962	Billy Lothridge	284	1,484
1963	Billy Lothridge	270	1,240
1964	Jerry Priestley	112	505
1965	Kim King	322	1,676
1966	Larry Good	145	852
1967	Kim King	199	806
1968	Larry Good	244	1,356
1969	Brent Cunningham	118	459
1970	Eddie McAshan	292	1,209
1971	Eddie McAshan	314	1,290
1972	Eddie McAshan	307	1,763
1973	Jim Stevens	307	1,480
1974	David Sims	144	881
1975	Danny Myers	125	704

TOTAL OFFENSE

TOTAL YARDS

CAREER

PLAYER	YEARS	RUSH	PASS	YDS
1. Joe Hamilton	1996-99	1,758	8,882	10,640
2. Reggie Ball	2003-06	1,451	8,128	9,579
3. Shawn Jones	1989-92	855	8,441	9,296
4. George Godsey	1998-01	-12	6,137	6,125
5. Joshua Nesbitt	2007-10	2,806	3,276	6,082
6. Tevin Washington	2009-12	2,225	3,312	5,537
7. Mike Kelley	1978-81	-51	5,249	5,198
8. John Dewberry	1983-85	630	4,193	4,823
9. Eddie McAshan	1970-72	182	4,080	4,262
10. Robert Lavette	1981-84	4,066	27	4,093
11. Donnie Davis	1992-95	749	3,261	4,010
12. Jerry Mays	1985-89	3,699	58	3,757
13. Eddie Lee Ivery	1975-78	3,517	53	3,570
14. Tashard Choice	2005-07	3,365	17	3,382
15. P.J. Daniels, RB	2002-05	3,346	13	3,359
16. Kim King, QB	1965-67	506	2,763	3,269
17. Jonathan Dwyer	2007-09	3,226	0	3,226
18. Vad Lee	2012-13	1,057	2,157	3,214
19. Justin Thomas	2013-	1,320	1,850	3,170
20. Billy Lothridge, QB	1961-63	746	2,394	3,140

INDIVIDUAL LEADERS

YEAR-BY-YEAR LEADERS

ALL-PURPOSE YARDS

YEAR	PLAYER	PLAYS	YARDS
1948	Bob McCoy	54	530
1949	Bobby North	139	822
1950	Bobby North	149	706
1951	Leon Hardeman	144	851
1952	Billy Teas	180	1,195
1953	Billy Teas	137	1,061
1954	Jimmy Thompson	53	519
1955	George Volkert	97	877
1956	Ken Owen	116	773
1957	Lester Simmerville	95	584
1958	Floyd Faucette	99	659
1959	Taz Anderson	85	550
1960	Billy Williamson	93	798
1961	Billy Williamson	101	745
1962	Joe Auer	68	512
1963	Joe Auer	82	552
1964	Johnny Gresham	136	980
1965	Lenny Snow	150	901
1966	Lenny Snow	216	889
1967	John Sias	54	752
1968	John Sias	65	922
1969	Gene Spiotta	108	703
1970	Brent Cunningham	164	990
1971	Brent Cunningham	115	610
1972	Jimmy Robinson	51	828
1973	Jimmy Robinson	57	742
1974	David Sims	151	913
1975	Drew Hill	55	754
1976	Eddie Lee Ivery	151	844
1977	Eddie Lee Ivery	160	1,101
1978	Eddie Lee Ivery	291	1,879
1979	Marlon Heggs	45	813
1980	Marlon Heggs	41	691
1981	Robert Lavette	250	1,562
1982	Robert Lavette	309	1,570
1983	Robert Lavette	207	926
1984	Robert Lavette	283	1,335
1985	Gary Lee	53	975
1986	Jerry Mays	173	1,044
1987	Richard Hills	139	1,079
1988	Jerry Mays	240	1,280
1989	Jerry Mays	286	1,624
1990	William Bell	174	1,050
1991	Jimy Lincoln	217	1,036
1992	Jason McGill	37	663
1993	Dorsey Levens	131	1,163
1994	C.J. Williams	135	716
1995	C.J. Williams	271	1,331
1996	Charlie Rogers	160	1,477
1997	Harvey Middleton	76	1,031
1998	Dez White	72	1,655
1999	Dez White	84	1,616
2000	Kelly Campbell	89	1,682
2001	Joe Burns	312	1,457
2002	Kerry Watkins	103	1,570
2003	Jonathan Smith	125	1,569
2004	Levon Thomas	60	1,088
2005	P.J. Daniels	219	1,104
2006	Tashard Choice	309	1,571
2007	Tashard Choice	276	1,486
2008	Jonathan Dwyer	216	1,775
2009	Jonathan Dwyer	240	1,432
2010	Anthony Allen	243	1,404
2011	Orwin Smith	92	1,273
2012	Orwin Smith	111	1,237
2013	Robert Godhigh	102	1,215
2014	Justin Thomas	190	1,086

SCORING

POINTS SCORED

CAREER

PLAYER	YEARS	TD	PAT	2P	FG	PTS
1. Luke Manget	1999-02	0	160	0	54	322
2. Travis Bell	2004-07	0	138	0	61	321
3. Scott Sisson	1989-92	0	119	0	60	299
4. Robert Lavette	1981-84	46	0	0	0	276
5. Scott Blair	2007-10	0	116	0	41	239
6. Tevin Washington	2009-12	38	0	0	0	228
7. Jonathan Dwyer	2007-09	36	0	1	0	218
8. Joshua Nesbitt	2007-10	35	0	2	0	212
9. Joe Burns	1998-01	34	0	1	0	206
10. Billy Lothridge	1961-63	15	51	0	21	204
11. Harrison Butker	2013-	0	118	0	21	181
12. Calvin Johnson	2004-06	29	0	0	0	174
13. David Bell	1983-86	0	76	0	32	172
14. Tashard Choice	2005-07	28	0	0	0	168
Jerry Mays	1985-89	28	0	0	0	168
16. Kelly Campbell	1998-01	27	0	0	0	162
17. Johnny Smith	1977-80	0	75	0	28	159
18. Eddie Lee Ivery	1975-78	26	0	1	0	158
Brad Chambers	1995-98	0	77	0	27	158
20. David Sims	2009-13	26	0	0	0	156
P.J. Daniels	2002-04	26	0	0	0	156

SEASON

PLAYER	YEAR	TD	PAT	2P	FG	PTS
1. Tevin Washington	2012	20	0	0	0	120
2. Robert Lavette	1982	19	0	0	0	114
3. Joshua Nesbitt	2009	18	0	0	0	108
4. Travis Bell	2007	0	37	0	23	106
5. Harrison Butker	2014	0	65	0	11	98
6. Luke Manget	2001	0	40	0	19	97
7. Joe Burns	2001	15	1	0	0	92
8. Calvin Johnson	2006	15	0	0	0	90
9. Billy Lothridge	1962	9	20	0	5	89
Justin Moore	2011	0	56	0	11	89

TOTAL TOUCHDOWNS

CAREER

PLAYER	YEARS	TD
1. Robert Lavette	1981-84	46
2. Tevin Washington	2009-12	38
3. Jonathan Dwyer	2007-09	36
4. Joshua Nesbitt	2007-10	35
5. Joe Burns	1998-01	34
6. Calvin Johnson	2004-06	29
7. Tashard Choice	2005-07	28
Jerry Mays	1985-89	28
9. Kelly Campbell	1998-01	27
10. David Sims	2010-13	26
Eddie Lee Ivery	1975-78	26
P.J. Daniels	2002-05	26

SEASON

PLAYER	YEAR	TD
1. Tevin Washington	2012	20
2. Robert Lavette	1982	19
3. Joshua Nesbitt	2009	18
4. Calvin Johnson	2006	15
Joe Burns	2001	15
6. Tevin Washington	2011	14
Jonathan Dwyer	2009	14
Robert Lavette	1984	14
9. Jonathan Dwyer	2008	13
Joe Burns	2000	13
Sean Gregory	1999	13
C.J. Williams	1995	13

TOUCHDOWN RESPONSIBILITY

CAREER

PLAYER	YEARS	TD
1. Joe Hamilton	1996-99	83
2. Shawn Jones	1989-92	70
3. Reggie Ball	2003-06	68
4. Tevin Washington	2009-12	59
5. Joshua Nesbitt	2007-10	55
6. George Godsey	1998-01	47
7. Robert Lavette	1981-84	46
8. Jonathan Dwyer	2007-09	37
9. John Dewberry	1983-85	36
10. Eddie McAshan	1970-72	35

SEASON

PLAYER	YEAR	TD
1. Joe Hamilton	1999	35
2. Joshua Nesbitt	2009	28
Tevin Washington	2012	28
4. Justin Thomas	2014	26
5. Tevin Washington	2011	25
George Godsey	2000	25
7. Reggie Ball	2006	22
George Godsey	2001	22
9. Joe Hamilton	1998	21
Vad Lee	2013	19
Robert Lavette	1982	19
Shawn Jones	1990	19

YEAR-BY-YEAR LEADERS

SCORING

YEAR	PLAYER	TD	PAT	2P	FG	PTS
1950	John Weigle	5	0	0	0	30
1951	Buck Martin	9	0	0	0	54
1952	Pepper Rodgers	13	9	0	5	60
1953	Pepper Rodgers	4	13	0	1	40
1954	Jimmy Thompson	4	0	0	0	24
	Henry Hair	4	0	0	0	24
1955	Toppy Vann	6	1	0	0	37
1956	Toppy Vann	5	9	0	0	39
1957	Fred Braselton	2	3	0	0	15
1958	Tommy Wells	0	7	0	4	19
1959	Tommy Wells	0	15	0	2	21
1960	Tommy Wells	0	10	0	8	34
1961	Billy Lothridge	3	16	0	4	46
1962	Billy Lothridge	9	20	0	5	89
1963	Billy Lothridge	3	15	0	12	69
1964	Johnny Gresham	4	0	0	0	24
1965	Bunky Henry	0	27	0	5	42
1966	Lenny Snow	12	0	0	0	72
1967	Tom Carmichael	0	12	0	7	33
1968	Kenny Bounds	4	0	2	0	28
1969	Jack Moore	0	12	0	3	21
1970	B. Cunningham	7	0	0	0	42
1971	Tommy Lang	5	0	1	0	32
1972	Jimmy Robinson	9	0	1	0	56
1973	Cam Bonifay	0	18	0	12	54
1974	Danny Smith	0	27	0	6	45
1975	Danny Myers	7	0	0	0	42
1976	David Sims	9	0	0	0	54
1977	Eddie Lee Ivery	8	0	0	0	48
1978	Eddie Lee Ivery	11	0	1	0	68
1979	Johnny Smith	0	17	0	7	38
1980	Johnny Smith	0	7	0	5	22
1981	Robert Lavette	7	0	0	0	42
1982	Robert Lavette	19	0	0	0	114
1983	Ron Rice	0	25	0	9	52
1984	Robert Lavette	14	0	0	0	84
1985	Gary Lee	7	0	0	0	42
1986	David Bell	0	31	0	11	64
1987	Thomas Palmer	0	20	0	7	41
1988	Thomas Palmer	0	19	0	15	64
1989	Scott Sisson	0	30	0	15	75
1990	Scott Sisson	0	39	0	15	84
1991	Scott Sisson	0	30	0	11	63
1992	Scott Sisson	0	20	0	19	77
1993	Tyler Jarrett	0	27	0	9	54
	Dorsey Levens	9	0	0	0	54

INDIVIDUAL LEADERS

YEAR	PLAYER	TD	PAT	2P	FG	PTS
1994	Chris Leone	0	17	0	9	44
1995	C.J. Williams	13	0	0	0	78
1996	C.J. Williams	9	0	0	0	54
1997	Dave Frakes	0	25	0	12	61
1998	Brad Chambers	0	46	0	12	82
1999	Luke Manget	0	53	0	11	86
2000	Joe Burns	13	0	0	0	78
2001	Luke Manget	0	40	0	19	97
2002	Tony Hollings	11	0	0	0	66
2003	Dan Burnett	0	28	0	17	79
2004	Travis Bell	0	31	0	15	76
2005	Travis Bell	0	27	0	11	60
2006	Calvin Johnson	15	0	0	0	90
2007	Travis Bell	0	37	0	23	106
2008	Jonathan Dwyer	13	0	1	0	80
2009	Joshua Nesbitt	18	0	0	0	108
2010	Scott Blair	0	37	0	15	82
2011	Justin Moore	0	56	0	11	89
2012	Tevin Washington	20	0	0	0	120
2013	Harrison Butker	0	53	0	10	83
2014	Harrison Butker	0	65	0	11	98

RUSHING & PASSING TD IN SAME GAME

CAREER

PLAYER	YEARS	G
1. Joe Hamilton	1996-99	12
2. Joshua Nesbitt	2007-10	11
3. Vad Lee	2012-13	8
4. Tevin Washington	2009-12	8
5. Reggie Ball	2003-06	6
Donnie Davis	1992-95	6
Shawn Jones	1989-92	6
8. George Godsey	1998-01	5
9. John Dewberry	1983-85	4
Justin Thomas	2013-	4

SEASON

PLAYER	YEAR	G
1. Joshua Nesbitt	2009	6
2. Vad Lee	2013	5
Tevin Washington	2012	5
Joe Hamilton	1999	5
5. Vad Lee	2012	3
Joshua Nesbitt	2010	3
Reggie Ball	2005	3
George Godsey	2001	3
Joe Hamilton	1997	3
Donnie Davis	1995	3
Donnie Davis	1993	3
Shawn Jones	1992	3
John Dewberry	1984	3
14. Tevin Washington	2011	2
Joshua Nesbitt	2008	2
Jaybo Shaw	2008	2
Reggie Ball	2003	2
George Godsey	2000	2
Joe Hamilton	1998	2
Joe Hamilton	1996	2
Shawn Jones	1990	2
Kim King	1965	2
Billy Lothridge	1962	2

RUSHING & RECEIVING TD IN SAME GAME

CAREER

PLAYER	YEARS	G
1. Jerry Mays	1985-89	5
2. Kelly Campbell	1998-01	4
3. C.J. Williams	1994-95	2
William Bell	1989-93	2
Brent Cunningham	1969-71	2

SEASON

PLAYER	YEAR	G
1. Jerry Mays	1989	4
2. Kelly Campbell	2000	2
Brent Cunningham	1970	2

GAME-WINNING FIELD GOALS

WINNING TEAM	LOSING TEAM	DATE	GAME-WINNER
Georgia Tech 27	Virginia Tech 24	Sept. 20, 2014	Harrison Butker 24 FG, final play
Georgia Tech 20	Georgia Tech 17 (ot)	Sept. 3, 2012	Cody Journell 17 FG, OT
Georgia Tech 27	North Carolina 25	Nov. 17, 2007	Travis Bell 27 FG, 0:15 left
Georgia Tech 51	Georgia 48 (ot)	Nov. 27, 1999	Luke Manget 38 FG, 1st OT
Georgia Tech 21	Georgia 19	Nov. 28, 1998	Brad Chambers 35 FG, 0:02 left
Georgia Tech 23	Clemson 20	Sept. 27, 1997	Brad Chambers 20 FG, 1:54 left
Georgia Tech 16	NC State 13	Oct. 3, 1992	Scott Sisson 29 FG, final play
Georgia Tech 19	Furman 17	Nov. 9, 1991	Scott Sisson 37 FG, 0:21 left
Georgia Tech 24	Virginia 21	Sept. 19, 1991	Scott Sisson 33 FG, final play
Georgia Tech 6	Virginia Tech 3	Nov. 10, 1990	Scott Sisson 38 FG, 0:08 left
Georgia Tech 41	Virginia 38	Nov. 3, 1990	Scott Sisson 37 FG, 0:07 left
Georgia Tech 13	North Carolina 13	Oct. 20, 1990	Scott Sisson 27 FG, 1:01 left
Georgia Tech 13	Boston College 12	Nov. 25, 1989	Scott Sisson 35 FG, 0:42 left
Georgia Tech 6	South Carolina 3	Oct. 7, 1978	Johnny Smith, 34 FG, 0:57 left
Georgia Tech 17	Baylor 14	Jan. 1, 1952	Pepper Rodgers 6 FG, 2:56 left
Georgia Tech 17	Florida 14	Sept. 27, 1952	Pepper Rodgers, 6 FG, 6:00 left

FIELD GOALS TO FORCE OVERTIME

WINNING TEAM	LOSING TEAM	DATE	PLAY
Georgia Tech 30	Georgia 24 (ot)	Nov. 29, 2014	Harrison Butker 53 FG, final play
Clemson 47	Georgia Tech 44 (ot)	Sept. 29, 2001	Luke Manget 20 FG, 0:06 left
Georgia Tech 31	North Carolina 24 (ot)	Oct. 9, 1999	Luke Manget 36 FG, 0:05 left

POINTS (BY KICKING)

CAREER

PLAYER	YEARS	PAT	FG	PTS
1. Luke Manget	1999-02	160-160	54-77	322
2. Travis Bell	2004-07	138-138	61-84	321
3. Scott Sisson	1989-92	119-121	60-88	299
4. Scott Blair	2007-10	116-120	41-56	239
5. Harrison Butker	2013-	118-120	21-32	181
6. David Bell	1983-86	76-77	32-46	172
7. Johnny Smith	1977-80	75-81	28-48	159
8. Brad Chambers	1995-98	77-80	27-40	158
9. Ron Rice	1980-83	63-65	29-53	150
10. Thomas Palmer	1985-88	54-57	28-45	138
11. Dave Frakes	1994-97	49-52	26-42	127
12. Billy Lothridge	1961-63	51-62	21-33	114
13. Bunky Henry	1964-66	73-75	10-20	103
14. Justin Moore	2010-12	58-59	13-21	97
15. Cam Bonifay	1971-73	18-20	25-37	93
16. Danny Smith	1974-76	56-59	12-22	92
Pepper Rodgers	1951-53	68-82	*8	92
18. Dan Burnett	2000-03	36-37	17-25	87
19. Tommy Wells	1958-60	32-40	14-29	74
20. Bobby Thigpen	1970-72	56-57	3-4	65

*Field goal attempts unavailable

SEASON

PLAYER	YEARS	PAT	FG	PTS
1. Travis Bell	2007	37-37	23-28	106
2. Harrison Butker	2014	65-66	11-18	98
3. Luke Manget	2001	40-40	19-28	97
4. Justin Moore	2011	56-56	11-17	89
5. Scott Blair	2009	45-46	14-20	87
6. Luke Manget	1999	53-53	11-16	86
7. Scott Sisson	1990	39-39	15-23	84
8. Harrison Butker	2013	53-54	10-14	83
9. Scott Blair	2010	37-39	15-17	82
Brad Chambers	1998	46-47	12-20	82

FIELD GOAL PERCENTAGE

CAREER (MINIMUM 20 FIELD GOAL ATTEMPTS)

PLAYER	YEARS	FGM	FGA	PCT
1. Scott Blair	2007-10	41	56	.732
2. Travis Bell	2004-07	61	84	.726
3. Luke Manget	1999-02	54	77	.701
4. David Bell	1983-86	32	46	.695
5. Scott Sisson	1989-92	60	88	.681
6. Dan Burnett	2000-03	17	25	.680
7. Cam Bonifay	1971-73	25	37	.676
8. Brad Chambers	1995-98	27	40	.675
9. Harrison Butker	2013-	21	32	.656
10. Billy Lothridge	1961-63	21	33	.636

SEASON (MINIMUM 10 FIELD GOAL ATTEMPTS)

PLAYER	YEARS	FGM	FGA	PCT
1. Scott Blair	2010	15	17	.882
Travis Bell	2004	15	17	.882
3. David Bell	1984	13	15	.867
4. Travis Bell	2007	23	28	.821
5. Dan Burnett	2003	17	21	.810
6. Cam Bonifay	1973	12	15	.800
7. Scott Sisson	1992	19	24	.791
8. Luke Manget	2000	12	16	.750
Dave Frakes	1997	12	16	.750
Thomas Palmer	1988	15	20	.750

FIELD GOALS MADE

CAREER

PLAYER	YEARS	PCT	FGA	FGM
1. Travis Bell	2004-07	.726	84	61
2. Scott Sisson	1989-92	.681	88	60
3. Luke Manget	1999-02	.701	77	54
4. Scott Blair	2007-10	.732	56	41
5. David Bell	1983-86	.695	46	32
6. Ron Rice	1980-83	.547	53	29
7. Johnny Smith	1977-80	.609	46	28
Thomas Palmer	1985-88	.622	45	28
9. Brad Chambers	1995-98	.692	39	27
10. Dave Frakes	1994-97	.619	42	26

INDIVIDUAL LEADERS

SEASON

PLAYER	YEARS	PCT	FGA	FGM
1. Travis Bell	2007	.821	28	23
2. Luke Manget	2001	.679	28	19
Scott Sisson	1992	.792	24	19
4. Dan Burnett	2003	.810	21	17
5. Scott Blair	2010	.882	17	15
Travis Bell	2004	.882	17	15
Scott Sisson	1990	.652	23	15
Scott Sisson	1989	.625	24	15
Thomas Palmer	1988	.750	20	15
10. Scott Blair	2009	.700	20	14

PATs MADE

CAREER

PLAYER	YEARS	PCT	XPA	XPM
1. Luke Manget	1999-2002	1.000	160	160
2. Travis Bell	2004-07	1.000	138	138
3. Scott Sisson	1989-92	.983	121	119
4. Harrison Butker	2013-	.983	120	118
5. Scott Blair	2007-10	1.000	116	116
6. Brad Chambers	1995-98	.963	80	77
7. David Bell	1983-86	.987	77	76
8. Johnny Smith	1977-80	.926	81	75
9. Bunky Henry	1964-66	.973	75	73
10. Pepper Rodgers	1951-53	.829	82	68

SEASON

PLAYER	YEAR	PCT	XPA	XPM
1. Harrison Butker	2014	.985	66	65
2. Justin Moore	2011	1.000	56	56
3. Luke Manget	1999	1.000	53	53
Harrison Butker	2013	.981	54	53
5. Brad Chambers	1998	.979	47	46
6. Scott Blair	2009	1.000	45	45
7. Travis Bell	2006	1.000	43	43
8. Luke Manget	2001	1.000	40	40
9. Scott Sisson	1990	1.000	39	39
10. Pepper Rodgers	1952	.886	44	39

YEAR-BY-YEAR LEADERS

KICKING

YEAR	PLAYER	PAT	FG	PTS
1949	Bobby North	14	1	17
1950	Jim Patton	17-24	1-1	20
1951	Pepper Rodgers	16-19	2-3	22
	Glenn Turner	17-23	0-0	35
1952	Pepper Rodgers	39-44	5-5	54
1953	Pepper Rodgers	13-19	1-1	16
1954	Wade Mitchell	14-16	0	14
1955	Wade Mitchell	16-19	0	16
1956	Wade Mitchell	18-21	0	18
1957	Fred Braselton	3-5	0	3
	Cal James	3-5	0	3
	Urban Henry	0-1	1	3
1958	Tommy Wells	7-10	4-10	19
1959	Tommy Wells	15-16	2-5	21
1960	Tommy Wells	10-14	8-14	34
1961	Billy Lothridge	16-19	4-6	28
1962	Billy Lothridge	20-24	5-10	35
1963	Billy Lothridge	15-19	12-17	51
1964	Bunky Henry	14-14	0-2	14
	Jack Clark	2-2	3-6	11
1965	Bunky Henry	27-29	5-8	42
1966	Bunky Henry	32-32	5-10	47
1967	Tom Carmichael	12-13	7-10	33
1968	Johnny Duncan	13-15	3-7	22
1969	Jack Moore	12-12	3-6	21
1970	Jack Moore	19-21	5-9	34
1971	Cam Bonifay	0-0	9-13	27
	Bobby Thigpen	20-20	0-0	20
1972	Bobby Thigpen	30-31	3-4	39
	Cam Bonifay	0-0	4-9	12
1973	Cam Bonifay	18-20	12-15	54
1974	Danny Smith	27-29	6-11	45
1975	Don Bessillieu	22-26	5-8	37
1976	Danny Smith	27-28	6-11	45
1977	Johnny Smith	25-28	7-13	46

YEAR	PLAYER	PAT	FG	PTS
1978	Johnny Smith	26-27	9-13	53
1979	Johnny Smith	17-17	7-15	38
1980	Johnny Smith	7-9	5-5	22
1981	Ron Rice	13-15	5-11	28
1982	Ron Rice	25-25	12-21	61
1983	Ron Rice	25-25	9-15	52
1984	David Bell	33-33	13-15	72
1985	David Bell	12-13	8-11	36
	Thomas Palmer	14-14	5-11	29
1986	David Bell	31-31	11-20	64
1987	Thomas Palmer	20-23	7-13	41
1988	Thomas Palmer	19-19	15-20	64
1989	Scott Sisson	30-30	15-24	75
1990	Scott Sisson	39-39	15-23	84
1991	Scott Sisson	30-31	11-17	63
1992	Scott Sisson	20-21	19-24	77
1993	Tyler Jarrett	27-32	9-15	54
1994	Chris Leone	17-17	9-16	44
1995	Dave Frakes	16-18	10-15	46
1996	Brad Chambers	16-16	11-15	49
	Dave Frakes	7-7	4-11	19
1997	Dave Frakes	25-25	12-16	61
	Brad Chambers	6-6	4-4	18
1998	Brad Chambers	46-47	12-20	82
1999	Luke Manget	53-53	11-16	86
2000	Luke Manget	38-38	12-16	74
2001	Luke Manget	40-40	19-28	97
2002	Luke Manget	29-29	12-17	65
2003	Dan Burnett	28-29	17-21	79
2004	Travis Bell	31-31	15-17	76
2005	Travis Bell	27-27	11-21	60
2006	Travis Bell	43-43	12-18	79
2007	Travis Bell	37-37	23-28	106
2008	Scott Blair	33-35	12-19	69
2009	Scott Blair	45-46	14-20	87
2010	Scott Blair	37-39	15-17	82
2011	Justin Moore	56-56	11-17	89
2012	David Scully	37-39	4-8	49
2013	Harrison Butker	53-54	10-14	83
2014	Harrison Butker	65-66	11-18	98

PUNT YARDS

CAREER

PLAYER	YEARS	P	YDS
1. Jeff Pierce	1978-81	252	10,271
2. Jason Bender	1991-94	204	8,348
3. Tommy Chapman	1967-69	195	7,516
4. Rodney Williams	1995-98	178	7,373
5. Sean McDevitt	1986-88	176	6,581
6. Durant Brooks	2006-07	144	6,525
7. Ben Arndt	2004-05	160	6,246
8. Sean Poole	2010-13	141	5,702
9. Billy Lothridge	1961-63	150	5,642
10. Dan Dyke	1999-02	132	5,461

SEASON

PLAYER	YEARS	P	YDS
1. Jeff Pierce	1980	88	3,609
2. Durant Brooks	2006	79	3,596
3. Ben Arndt	2005	87	3,433
4. Jeff Pierce	1981	75	3,207
5. Chip Pallman	1970	77	2,983
6. Durant Brooks	2007	65	2,929
7. Mike Snow	1985	71	2,827
8. Ben Arndt	2004	73	2,813
9. Tommy Chapman	1967	72	2,764
10. Sean McDevitt	1987	64	2,527

PUNT AVERAGE

CAREER [MINIMUM 75 PUNTS]

PLAYER	YEARS	P	YDS	AVG
1. Durant Brooks	2006-07	144	6,525	45.31
2. Rodney Williams	1995-98	178	7,373	41.42
3. Dan Dyke	1999-02	132	5,461	41.37
4. Harper Brown	1975-76	81	3,329	41.10
5. Jason Bender	1991-94	204	8,348	40.92
6. Jeff Pierce	1978-81	252	10,271	40.76
7. Sean Poole	2010-13	141	5,702	40.44
8. Ron Rice	1980-83	105	4,228	40.27
9. Mike Snow	1984-85	116	4,618	39.81
10. Ben Arndt	2004-05	160	6,246	39.00

SEASON [MINIMUM 25 PUNTS]

PLAYER	YEAR	P	YDS	AVG
1. Rodney Williams	1997	47	2,145	45.64
2. Durant Brooks	2006	79	3,596	45.52
3. Jason Bender	1994	55	2,503	45.51
4. Durant Brooks	2007	65	2,929	45.06
5. Dan Dyke	1999	30	1,314	43.80
6. Jeff Pierce	1981	75	3,207	42.86
7. Ron Rice	1982	42	1,789	42.60
8. Rodney Williams	1998	50	2,126	42.52
9. Chris Morehouse	2002	33	1,396	42.30
10. Chandler Anderson	2009	37	1,565	42.29

YEAR-BY-YEAR LEADERS

PUNTING

YEAR	PLAYER	P	YDS	AVG
1950	Bob Robinson	51	1,904	37.3
1951	Dave Davis	66	2,504	37.9
1952	Dave Davis	62	2,458	39.6
1953	Dave Davis	45	1,663	37.0
1954	Johnny Menger	30	1,105	36.8
1955	Johnny Menger	23	806	35.0
1956	Ken Owen	32	1,270	39.7
1957	Jerry Nabors	30	958	31.9
1958	Gerald Burch	43	1,625	37.8
1959	Gerald Burch	53	2,022	38.2
1960	Don Coker	31	1,101	35.5
1961	Billy Lothridge	50	1,653	33.1
1962	Billy Lothridge	54	2,102	38.9
1963	Billy Lothridge	46	1,887	41.0
1964	Jerry Priestley	48	1,776	37.0
1965	Jerry Priestley	47	1,869	39.8
1966	Charlie Mason	39	1,535	39.4
1967	Tommy Chapman	72	2,764	38.4
1968	Tommy Chapman	61	2,397	39.3
1969	Tommy Chapman	62	2,355	38.0
1970	Chip Pallman	77	2,983	38.7

PUNTING

PUNTS

CAREER

PLAYER	YEARS	YDS	P	
1. Jeff Pierce	1978-81	10,271	252	
2. Jason Bender	1991-94	8,348	204	
3. Tommy Chapman	1967-69	7,516	195	
4. Rodney Williams	1995-98	7,373	178	
5. Sean McDevitt	1986-88	6,581	176	
6. Ben Arndt	2004-05	6,246	160	
7. Billy Lothridge	1961-63	5,642	150	
8. Durant Brooks	2006-07	6,525	144	
9. Sean Poole	2010-13	5,702	141	
	Dick Bowley	1971-73	5,423	141

SEASON

PLAYER	YEARS	YDS	P
1. Jeff Pierce	1980	3,609	88
2. Ben Arndt	2005	3,433	87
3. Durant Brooks	2006	3,596	79
4. Chip Pallman	1970	2,983	77
5. Jeff Pierce	1981	3,207	75
6. Ben Arndt	2004	2,813	73
7. Tommy Chapman	1967	2,764	72
8. Mike Snow	1985	2,827	71
9. Dave Davis	1951	2,504	66
10. Durant Brooks	2007	2,929	65

INDIVIDUAL LEADERS

YEAR	PLAYER	P	YDS	AVG
1971	Dick Bowley	49	1,843	37.6
1972	Dick Bowley	41	1,532	37.3
1973	Dick Bowley	51	2,048	40.2
1974	Mike Johnson	25	950	38.0
1975	Harper Brown	38	1,562	41.1
1976	Harper Brown	43	1,767	41.1
1977	Ted Peeples	57	2,247	39.4
1978	Jeff Pierce	58	2,247	38.7
1979	Ted Peeples	37	1,416	38.3
1980	Jeff Pierce	88	3,609	41.0
1981	Jeff Pierce	75	3,207	42.8
1982	Ron Rice	42	1,789	42.6
1983	Ron Rice	63	2,439	38.7
1984	Mike Snow	45	1,791	39.8
1985	Mike Snow	71	2,827	39.8
1986	Sean McDevitt	48	1,772	36.9
1987	Sean McDevitt	64	2,527	39.5
1988	Sean McDevitt	64	2,282	35.7
1989	Scott Aldredge	49	1,939	39.6
1990	Scott Aldredge	53	1,942	36.6
1991	Jason Bender	45	1,780	39.6
1992	Jason Bender	58	2,228	38.4
1993	Jason Bender	46	1,837	39.9
1994	Jason Bender	55	2,503	45.5
1995	Rodney Williams	28	1,068	38.1
	Keith Weaver	31	1,128	36.4
1996	Rodney Williams	53	2,034	38.4
1997	Rodney Williams	47	2,145	45.6
1998	Rodney Williams	50	2,126	42.5
1999	Dan Dyke	30	1,314	43.8
2000	Dan Dyke	34	1,420	41.8
2001	Dan Dyke	29	1,196	41.2
	Chris Morehouse	13	538	41.4
2002	Dan Dyke	39	1,531	39.3
	Chris Morehouse	33	1,396	42.3
2003	Hal Higgins	43	1,587	36.9
	Andy Thomson	24	954	39.8
2004	Ben Arndt	73	2,813	38.5
2005	Ben Arndt	87	3,433	39.5
2006	Durant Brooks	79	3,596	45.52
2007	Durant Brooks	65	2,929	45.06
2008	Scott Blair	41	1,595	38.9
2009	Chandler Anderson	37	1,565	42.3
2010	Sean Poole	27	1,062	39.3
2011	Sean Poole	36	1,429	39.7
2012	Sean Poole	33	1,309	39.7
2013	Sean Poole	45	1,902	42.3
2014	Ryan Rodwell	32	1,285	40.2

KICK RETURNS

KICKOFF RETURN AVERAGE

CAREER (MINIMUM 25 RETURNS)

PLAYER	YEARS	RET	YDS	AVG
1. Jamal Golden	2012-	58	1,501	25.9
2. Drew Hill	1975-78	94	2,357	25.4
3. Dez White	1997-99	69	1,701	24.7
4. Derrick Steagall	1993-97	28	687	24.5
5. Kelly Campbell	1998-01	59	1,415	24.0
6. T.J. Edwards	1988-90	35	831	23.7
7. Randy Rhino	1972-74	37	870	23.5
8. Cory Collier	1983-86	27	627	23.2
9. Kevin Tisdell	1989-92	68	1,526	22.4
10. Ken Swilling	1988-91	27	602	22.3

SEASON (MINIMUM 10 RETURNS)

PLAYER	YEAR	RET	YDS	AVG
1. Drew Hill	1978	19	570	30.0
2. Kevin Tisdell	1990	18	531	29.5
3. Jamal Golden	2012	23	652	28.3
4. Drew Hill	1976	21	554	26.4
5. Dez White	1998	26	682	26.2
6. Derrick Steagall	1993	16	413	25.8
7. Gene Spiotta	1969	15	378	25.2
8. Randy Rhino	1973	17	425	25.0
9. Larry Studdard	1970	10	244	24.4
10. Kelly Campbell	2000	26	632	24.3

KICKOFF RETURNS

CAREER

PLAYER	YEARS	RET
1. Drew Hill	1975-78	94
2. Orwin Smith	2009-12	76
3. Dez White	1997-99	69
4. Kevin Tisdell	1989-92	68
5. Kelly Campbell	1998-01	59
6. Jamal Golden	2012-	58
7. Charlie Rogers	1995-98	56
8. Jamaal Evans	2006-07	45
9. Lethon Flowers	1991-94	43
10. Gary Lee	1983-86	42

SEASON

PLAYER	YEAR	RET
1. Orwin Smith	2009	37
2. T.J. Edwards	1989	35
Kenny Scott	2003	35
4. Drew Hill	1977	32
5. Richard Hills	1987	31
6. Gary Lee	1986	30
Jamal Golden	2014	30
8. Dez White	1999	29
9. B.J. Bostic	2010	28
Kelly Campbell	2001	28

KICKOFF RETURN YARDS

CAREER

PLAYER	YEARS	RET	YDS
1. Drew Hill	1975-78	94	2,357
2. Dez White	1997-99	69	1,701
3. Orwin Smith	2009-12	76	1,624
4. Kevin Tisdell	1989-92	68	1,526
5. Jamal Golden	2012-	58	1,501
6. Kelly Campbell	1998-01	59	1,415
7. Charlie Rogers	1995-98	56	1,264
8. Jamaal Evans	2006-07	45	975
9. Lethon Flowers	1991-94	43	938
10. Gary Lee	1983-86	42	874

SEASON

PLAYER	YEARS	RET	YDS
1. Orwin Smith	2009	37	888
2. T.J. Edwards	1989	35	831
3. Kenny Scott	2003	35	779
4. Drew Hill	1977	32	754
5. Jamal Golden	2014	30	710
6. Dez White	1999	29	689
7. Dez White	1998	26	682
8. Jamal Golden	2012	23	652
9. Kelly Campbell	2001	28	651
10. Kelly Campbell	2000	26	632

KICKOFF RETURN TOUCHDOWNS

CAREER

PLAYER	YEARS	RET
1. Jamal Golden	2012-	2
Dez White	1997-99	2
Gary Lee	1983-86	2
Drew Hill	1975-78	2
5. Kevin Tisdell	1989-92	1
Eddie Lee Ivery	1975-78	1
Billy Williamson	1959-61	1
Lester Simerville	1957-58	1
Dewey Scarboro	1918-21	1

SEASON

PLAYER	YEAR	TD
1. Jamal Golden	2012	2
2. Multiple players with		1

YEAR-BY-YEAR LEADERS

KICKOFF RETURNS (BASED ON NUMBER OF RETURNS)

YEAR	PLAYER	NO	YDS	TD	AVG
1950	Chappell Rhino	7	185	0	26.4
1951	Larry Morris	7	126	0	18.0
1952	Larry Morris	8	99	0	12.4
1953	Bill Teas	7	160	0	22.9
1954	Wade Mitchell	4	105	0	26.3
1955	Ken Owen	4	110	0	27.5
1956	Ken Owen	9	276	0	30.7
1957	Lester Simerville	8	294	1	36.8
1958	Floyd Faucette	3	84	0	28.0
1959	Taz Anderson	5	128	0	25.6
1960	Billy Williamson	7	236	1	33.7
1961	Billy Williamson	7	128	0	18.3
1962	Joe Auer	6	198	0	33.0
1963	Gerry Bussell	8	150	0	18.8
1964	Johnny Gresham	9	189	0	21.0
1965	Lenny Snow	8	163	0	20.4
1966	Jimmy Brown	10	192	0	19.2
1967	Jimmy Brown	9	155	0	17.2
1968	Gene Spiotta	20	326	0	16.3
1969	Gene Spiotta	15	378	0	25.2
1970	Larry Studdard	10	244	0	24.4
1971	Alan Hennessey	13	257	0	19.8
1972	Mike Mercer	10	206	0	20.6
1973	Randy Rhino	17	425	0	25.0
1974	Randy Rhino	19	422	0	22.2
1975	Drew Hill	22	479	0	21.8
1976	Drew Hill	21	554	0	26.4
1977	Drew Hill	32	754	0	23.6
1978	Drew Hill	19	570	2	30.0
1979	Marlon Heggs	19	426	0	22.4
1980	Clarence Stover	16	313	0	19.6
1981	Robert Lavette	17	389	0	22.9
1982	Cleve Pounds	17	397	0	23.4
1983	Cleve Pounds	13	191	0	14.7
1984	Sammy Lilly	14	304	0	21.7
1985	Gary Lee	8	242	1	30.3
1986	Gary Lee	30	568	1	18.9
1987	Richard Hills	31	622	0	20.1
1988	Ken Swilling	25	558	0	22.3
1989	T.J. Edwards	35	831	0	23.7
1990	Kevin Tisdell	18	531	1	29.5
1991	Kevin Tisdell	27	513	0	19.0
1992	Kevin Tisdell	23	482	0	21.0
1993	Derrick Steagall	16	413	0	25.8
1994	Lethon Flowers	23	541	0	23.5
1995	Charlie Rogers	15	285	0	19.0
1996	Charlie Rogers	26	626	0	24.1
1997	Charlie Rogers	15	317	0	21.1
	Dez White	14	330	1	23.6
	Dez White	26	682	1	26.2
1999	Dez White	29	689	0	23.8
2000	Kelly Campbell	26	632	0	24.3
2001	Kelly Campbell	28	651	0	23.2
2002	Kerry Watkins	23	481	0	20.9
2003	Kenny Scott	35	779	0	22.3
2004	Levon Thomas	26	574	0	22.1
2005	Chris Woods	17	346	0	20.4
2006	Jamaal Evans	20	456	0	22.8
2007	Jamaal Evans	25	519	0	20.8
2008	Roddy Jones	15	354	0	23.6
2009	Orwin Smith	37	888	0	24.0
2010	B.J. Bostic	28	574	0	20.5
2011	Orwin Smith	18	352	0	19.6
2012	Jamal Golden	23	652	2	28.3
2013	Lynn Griffin	8	212	0	26.5
	Jemea Thomas	8	188	0	23.5
2014	Jamal Golden	30	710	0	23.7

INDIVIDUAL LEADERS

PUNT RETURNS

PUNT RETURNS

CAREER

PLAYER	YEARS	RET
1. Kelley Rhino	1999-02	112
2. Willie Clay	1988-91	101
3. Jack Westbrook	1980-83	77
4. Mike Wysong	1968-70	65
5. Randy Rhino	1972-74	57
6. Jimmy Brown	1965-67	55
7. Nate Perryman	1993-96	52
8. Tyler Evans	2006-07	50
9. Harvey Middleton	1994-97	43
10. Jerrard Tarrant	2009-10	41
Marvious Hester	1999-02	41

SEASON

PLAYER	YEAR	RET
1. Kelley Rhino	2001	48
Willie Clay	1991	48
3. Kelley Rhino	2002	45
4. Tyler Evans	2007	34
5. Jeff Ford	1971	33
6. Jonathan Smith	2003	31
7. Charlie Rogers	1998	30
8. Marvious Hester	1999	29
Mike Wysong	1970	29
Nate Perryman	1995	29

PUNT RETURN YARDS

CAREER

PLAYER	YEARS	RET	YDS
1. Kelley Rhino	1999-02	112	1,135
2. Randy Rhino	1972-74	57	749
3. Willie Clay	1988-91	101	723
4. Jimmy Brown	1965-67	55	678
5. Mike Wysong	1968-70	65	665
6. Nate Perryman	1993-96	52	603
7. Jack Westbrook	1980-83	77	519
8. Charlie Rogers	1995-98	32	485
9. Jonathan Smith	2000-03	33	477
10. Tyler Evans	2006-07	50	469

SEASON

PLAYER	YEAR	RET	YDS
1. Kelley Rhino	2001	48	515
2. Kelley Rhino	2002	45	447
3. Randy Rhino	1972	25	441
4. Willie Clay	1991	48	431
5. Charlie Rogers	1998	30	425
6. Jonathan Smith	2003	31	364
7. Nate Perryman	1995	29	362
8. Jeff Ford	1971	33	341
9. Mike Wysong	1970	29	328
10. Marvious Hester	1999	29	322

PUNT RETURN TOUCHDOWNS

CAREER

PLAYER	YEARS	TD
1. Jimmy Brown	1965-67	3
2. Jerrard Tarrant	2009-10	2
Jonathan Smith	2000-03	2
Charlie Rogers	1995-98	2
5. Multiple players with		1

SEASON

PLAYER	YEAR	TD
1. Jerrard Tarrant	2009	2
Jonathan Smith	2003	2
Charlie Rogers	1998	2
Jimmy Brown	1966	2
5. Multiple players with		1

PUNT RETURN AVERAGE

CAREER [MINIMUM 25 RETURNS]

PLAYER	YEARS	RET	YDS	AVG
1. Charlie Rogers	1995-98	32	485	15.2
2. Jonathan Smith	2000-03	33	477	14.5
3. Randy Rhino	1972-74	57	749	13.1
4. Jimmy Brown	1965-67	55	678	12.3
5. Nate Perryman	1993-96	52	603	11.6
6. Marvious Hester	1999-2002	41	421	10.3
7. Mike Wysong	1968-70	65	665	10.2
8. Kelley Rhino	1999-2002	112	1,135	10.1
9. Jerrard Tarrant	2009-10	41	412	10.0
10. Tyler Evans	2006-07	50	469	9.4

SEASON [MINIMUM 10 RETURNS]

PLAYER	YEAR	RET	YDS	AVG
1. Jimmy Brown	1965	10	226	22.6
2. Randy Rhino	1972	25	441	17.6
3. Johnny Menger	1956	10	175	17.5
4. Bill Teas	1953	10	169	16.9
5. Jamal Golden	2012	17	248	14.6
Riccardo Ingram	1986	16	233	14.6
7. Jimmy Brown	1966	18	260	14.4
8. Charlie Rogers	1998	30	425	14.2
9. Jerrard Tarrant	2009	21	281	13.4
10. Nate Perryman	1995	29	362	12.5

YEAR-BY-YEAR LEADERS

PUNT RETURNS [BASED ON NUMBER OF RETURNS]

YEAR	PLAYER	NO	YDS	TD	AVG
1950	Chappell Rhino	10	84	0	8.4
1951	Chappell Rhino	17	126	0	7.4
1952	Jake Rudolph	8	136	0	7.6
1953	Bill Teas	10	169	1	16.9
1954	Jimmy Thompson	5	71	0	14.2
1955	Wade Mitchell	9	108	1	12.0
1956	Johnny Menger	10	175	1	17.5
1957	Fred Braselton	4	38	1	9.5
1958	Floyd Faucette	7	55	0	7.9
1959	Floyd Faucette	7	67	0	9.6
1960	Billy Williamson	13	125	0	9.6
1961	Billy Williamson	10	65	0	6.5
1962	Gerry Bussell	9	181	1	20.1
1963	Johnny Gresham	7	74	0	10.6
1964	Gerry Bussell	13	104	0	8.0
1965	Jimmy Brown	10	226	1	22.6
1966	Jimmy Brown	18	260	2	14.4
1967	Jimmy Brown	27	192	0	7.1
1968	Mike Wysong	15	132	0	8.8
1969	Mike Wysong	21	205	0	9.8
1970	Mike Wysong	29	328	0	11.3
1971	Jeff Ford	33	341	0	10.3
1972	Randy Rhino	25	441	1	17.6
1973	Randy Rhino	12	129	0	10.8
1974	Randy Rhino	20	179	0	9.0
1975	Danny Rhino	17	45	0	2.6
1976	Don Bessillieu	23	205	0	8.9
1977	Don Bessillieu	11	69	0	6.3
1978	Gary Hardie	6	13	0	2.7
1979	Gary Lanier	27	168	0	6.2
1980	Ted Thurson	12	55	0	4.9
1981	Jack Westbrook	26	118	0	4.5
1982	Jack Westbrook	21	255	1	12.1
1983	Jack Westbrook	25	169	0	6.8
1984	Tim Mauldin	15	120	0	8.0
1985	Cory Collier	12	75	0	6.3
1986	Riccardo Ingram	16	233	0	14.6
1987	Riccardo Ingram	20	110	0	5.5
1988	Gerald Chamblin	17	127	0	7.5
1989	Willie Clay	27	157	0	5.8
1990	Jason McGill	27	163	0	6.0
1991	Willie Clay	48	431	1	9.0
1992	Jimmy Lincoln	18	136	0	7.6
1993	Lethon Flowers	10	79	0	7.9
1994	Lethon Flowers	8	30	0	3.8
1995	Nate Perryman	29	362	0	12.5
1996	Nate Perryman	18	219	1	12.2
1997	Harvey Middleton	22	185	0	8.4
1998	Charlie Rogers	30	425	2	14.2

YEAR	PLAYER	NO	YDS	TD	AVG
1999	Marvious Hester	29	322	0	11.1
2000	Kelley Rhino	19	173	0	9.1
2001	Kelley Rhino	48	515	0	10.7
2002	Kelley Rhino	45	447	0	9.9
2003	Jonathan Smith	31	364	2	11.7
2004	Patrick Carter	26	219	0	8.4
2005	Pat Clark	30	191	0	6.4
2006	Andrew Smith	19	146	0	7.7
	Tyler Evans	16	154	0	9.6
2007	Tyler Evans	34	315	0	9.3
2008	Tyler Melton	15	86	0	5.7
2009	Jerrard Tarrant	21	281	2	13.4
2010	Jerrard Tarrant	20	131	0	6.6
2011	Zach Laskey	11	94	0	8.5
2012	Jamal Golden	17	248	0	14.6
2013	DeAndre Smelter	11	124	0	11.3
2014	Jamal Golden	11	45	0	4.1

DEFENSE

INTERCEPTIONS

CAREER

PLAYER	YEARS	YDS	TD	INT
1. Willie Clay	1988-91	264	1	16
2. Jeff Ford	1969-71	320	4	14
Randy Rhino	1972-74	216	1	14
Morgan Burnett	2007-09	135	1	14
5. Bobby Moorhead	1950-52	202	2	13
Wade Mitchell	1953-56	187	1	13
Ken Swilling	1988-91	239	2	13
8. Bill Eastman	1965-67	216	1	12
Lawrence Lowe	1977-80	118	1	12
Ted Thurson	1979-82	60	0	12
Jeremy Myres	1999-2002	65	0	12

SEASON

PLAYER	YEAR	YDS	TD	INT
1. Jeff Ford	1969	257	3	9
Willie Clay	1991	66	1	9
3. Randy Rhino	1972	171	1	8
4. Bobby Moorhead	1952	165	2	7
Morgan Burnett	2008	95	1	7
6. Bob McCoy	1950	124	1	6
George Morris	1951	34	0	6
Charlie Brannon	1952	68	0	6
Bill Eastman	1965	83	0	6
Rick Lewis	1970	116	2	6
Randy Rhino	1973	45	0	6
Ken Swilling	1989	200	2	6

SACKS

CAREER

PLAYER	YEARS	YDS	SKS
1. Jeremiah Attaochu	2010-13	31.5	226
2. Greg Gathers	1999-02	31.0	210
3. Coleman Rudolph	1989-92	28.5	200
4. Marco Coleman	1989-91	27.5	162
5. Eric Henderson	2002-05	25.0	183
6. Pat Swilling	1982-85	23.0	194
7. Felipe Claybrooks	1997-00	20.0	156
8. Derrick Morgan	2007-09	19.5	131
9. Michael Johnson	2005-08	19.0	149
10. Philip Wheeler	2003-07	18.5	136

SEASON

PLAYER	YEAR	YDS	SKS
1. Pat Swilling	1985	15.0	119
2. Coleman Rudolph	1991	13.0	87
Greg Gathers	2000	13.0	89
4. Jeremiah Attaochu	2013	12.5	86
Derrick Morgan	2009	12.5	81
Marco Coleman	1990	12.5	59
7. Eric Henderson	2003	11.0	73
8. Jeremiah Attaochu	2012	10.0	67
Greg Gathers	2001	10.0	68
Felipe Claybrooks	1998	10.0	67
Marco Coleman	1991	10.0	62

INDIVIDUAL LEADERS

TACKLES FOR LOSS

CAREER

PLAYER	YEARS	YDS	TFL
1. Eric Henderson	2002-05	249	59.5
2. Greg Gathers	1999-02	290	57.0
3. Coleman Rudolph	1989-92	285	52.0
4. Marco Coleman	1989-91	215	50.0
5. Daryl Smith	2000-03	123	48.0
6. Jeremiah Attaochu	2010-13	238	43.5
7. Keyaron Fox	2000-03	137	40.0
8. Gerris Wilkinson	2002-05	141	38.0
9. Pat Swilling	1982-85	224	37.0
Felipe Claybrooks	1997-00	201	37.0
11. Philip Wheeler	2003-07	172	34.5
12. Marlon Williams	1990-93	182	33.5
13. Darryl Richard	2004-08	134	32.0
Recardo Wimbush	1999-02	90	32.0
15. Nick Rogers	1998-01	160	31.0
KMichael Hall	2003-06	163	31.0
17. Michael Johnson	2005-08	183	30.5
Adamm Oliver	2004-07	143	30.5
19. Derrick Morgan	2007-09	154	29.5
Joe Anoai	2003-06	126	29.5

SEASON

PLAYER	YEAR	YDS	TFL
1. Eric Henderson	2003	91	24.0
2. Pat Swilling	1985	130	21.0
Marco Coleman	1991	90	21.0
4. Greg Gathers	2000	105	20.0
Coleman Rudolph	1991	110	20.0
6. Coleman Rudolph	1992	106	19.5
7. Derrick Morgan	2009	96	18.5
Marco Coleman	1990	76	18.5
9. Greg Gathers	2001	95	18.0
Greg Gathers	1999	90	18.0

TACKLES BY LINEMEN

CAREER

PLAYER	YEARS	TT
1. Franklin Brooks	1952-55	271
2. Pat Swilling	1982-85	265
3. John Battle	1963-65	242
4. Brad Bourne	1970-72	241
5. Rick Gibney	1972-75	234
6. Coleman Rudolph	1989-92	220
7. Smylie Gebhart	1969-71	217
8. Rock Perdoni	1969-70	210
9. Ralph Hughes	1994-97	200
10. Mark Pike	1982-85	198

SEASON

PLAYER	YEAR	TT
1. John Battle	1965	112
2. Franklin Brooks	1954	106
3. Rock Perdoni	1969	105
4. Pat Swilling	1984	100
5. John Lagana	1967	94
6. Brad Bourne	1972	92
Don Stephenson	1956	92
8. Kyle Ambrose	1986	91
9. Franklin Brooks	1955	89
10. Pat Swilling	1985	84

TACKLES BY LINEBACKERS

CAREER

PLAYER	YEARS	TT
1. Keith Brooking	1994-97	467
2. Jerrelle Williams	1988-91	437
3. Ron Rogers	1994-97	435
4. Lucius Sanford	1974-77	433
5. Rob Horton	1980-83	432
6. Duane Wood	1979-82	426
7. Ted Roof	1982-85	417
8. Joe Harris	1972-74	415
9. Jamal Cox	1991-94	397
10. Mackel Harris	1976-79	390

SEASON

PLAYER	YEAR	TT
1. Joe Harris	1974	188
2. Duane Wood	1980	171
3. Eric Thomas	1989	159
4. Keyaron Fox	2003	155
5. Rob Horton	1981	150
6. Keith Brooking	1996	147
7. Keith Brooking	1995	146
Jamal Cox	1994	146
9. Ron Rogers	1995	145
Jerrelle Williams	1989	145
Jerrelle Williams	1990	145

TACKLES BY DEFENSIVE BACKS

CAREER

PLAYER	YEARS	TT
1. Isaiah Johnson	2010-14	283
2. Jeremy Muyres	1999-02	273
3. Ken Swilling	1988-91	267
4. Dawan Landry	2002-05	250
5. Mark Sheffield	1979-82	244
6. James Butler	2001-04	240
7. Lethon Flowers	1991-94	238
8. Travares Tillman	1996-99	236
9. Morgan Burnett	2007-09	235
10. Jemea Thomas	2009, 2011-13	234

SEASON

PLAYER	YEAR	TT
1. James Butler	2003	119
2. Cleve Pounds	1984	114
3. Cleve Pounds	1985	113
Sammy Brown	1982	113
5. Mike Williams	1992	105
6. Gary Faulkner	1971	102
7. Andre Thomas	1988	100
8. Danny Rhino	1974	99
9. David Hendrix	1994	97
10. Morgan Burnett	2008	93
Ken Swilling	1989	93
Sammy Burke	1966	93

YEAR-BY-YEAR LEADERS

INTERCEPTIONS

YEAR	PLAYER	INT	YDS	TD
1948	Bob McCoy, DB	3	33	0
1949	Powell Sheffer, DB	5	47	0
1950	Bob McCoy, DB	6	124	1
1951	George Morris, LB	6	34	0
1952	Bobby Moorhead, DB	7	165	2
1953	Joe Hall, DB	4	68	0
Wade Mitchell, DB		4	34	0
1954	Wade Mitchell, DB	3	94	0
1955	Johnny Menger, DB	4	54	1
1956	Wade Mitchell, DB	3	18	0
1957	Seven players tied with	1		
1958	Fred Braselton, DB	2	38	0
Maxie Baughan, LB		2	15	0
Marvin Tibbetts, DB		2	13	0
1959	Billy Williamson, DB	3	19	0
1960	Walter Howard, DB	4	14	0
1961	Tom Winingder, DB	3	35	0
1962	Mike McNames, DB	4	5	0
1963	Nine players tied with	1		
1964	Gerry Bussell, DB	3	24	1
Tom Bleick, DB		3	23	0
1965	Bill Eastman, DB	6	83	0
1966	Bill Eastman, DB	4	125	1
1967	Bill Kinard, DB	4	20	0
1968	Bill Kinard, DB	3	29	0
1969	Jeff Ford, DB	9	257	3
1970	Rick Lewis, DB	6	116	2
1971	Dave Beavin, DB	3	30	0
1972	Randy Rhino, DB	8	171	1
1973	Randy Rhino, DB	6	45	0
1974	Danny Rhino, DB	3	7	0

YEAR

PLAYER	INT	YDS	TD	
1975	Steve Crawford, DB	2	67	0
Don Bessillieu, DB	2	26	0	
Gil Kyle, DB	2	25	0	
Danny Rhino, DB	2	11	0	
1976	Eddie Porter, DB	4	46	0
1977	Reggie Wilkes, DE	3	14	0
1978	Lawrence Lowe, DB	5	41	0
1979	Robert Newman, DB	3	25	0
1980	Ted Thurson, DB	4	0	0
1981	Ted Thurson, DB	4	38	0
1982	Ted Thurson, DB	4	24	0
1983	Jack Westbrook, DB	4	37	1
1984	Mike Travis, DB	3	46	0
1985	Sammy Lilly, DB	4	46	0
1986	Reginald Rutland, DB	5	43	0
1987	Cedric Stallworth, DB	4	8	0
1988	Andre Thomas, DB	3	61	1
George Malone, OLB	3	53	1	
Gerald Chamblin, LB	3	41	0	
Cedric Stallworth, DB	3	16	0	
1989	Ken Swilling, DB	6	200	2
1990	Ken Swilling, DB	5	34	0
1991	Willie Clay, CB	9	66	1
1992	Marcus Coleman, CB	3	34	0
Marlon Williams, OLB	3	28	0	
1993	Marcus Coleman, CB	2	17	0
Mike Williams, CB	2	4	0	
1994	Mike Dee, FS	3	72	0
1995	Nathan Perryman, CB	3	27	0
Ryan Stewart, SS	3	62	1	
1996	Brian Wilkins, FS	4	0	0
1997	Brian Wilkins, FS	4	36	0
Travares Tillman, SS	4	32	0	
1998	Jamara Clark, CB	3	41	0
1999	Marvius Hester, CB	2	8	0
2000	Jeremy Muyres, FS	4	26	0
2001	Jeremy Muyres, FS	3	2	0
Marvius Hester, CB	3	10	0	
2002	Jeremy Muyres, FS	5	37	0
2003	James Butler, FS	5	18	0
2004	Reuben Houston, CB	3	16	0
2005	Dawan Landry, FS	4	12	0
Philip Wheeler, LB	4	18	0	
2006	Djay Jones, FS	4	29	1
2007	Morgan Burnett, S	3	0	0
2008	Morgan Burnett, S	7	95	1
2009	Morgan Burnett, S	4	40	0
2010	Jerrard Tarrant, S	3	93	1
2011	Rod Sweeting, CB	3	30	1
Isaiah Johnson, S	3	34	1	
Jemea Thomas, CB-S	3	9	0	
2012	Jemea Thomas, CB-S	4	1	0
2013	Five players with	2		
2014	Jamal Golden, S	4	87	1
D.J. White, CB	4	48	1	

TEAM RECORDS

GAMES

MOST GAMES PLAYED

SEASON

14 – 2006 (9-5), 2009 (11-3), 2012 (7-7), 2014 (11-3)

MOST GAMES WON (OVERALL)

SEASON

12 – 1952 (12-0)

MOST GAMES WON (ACC)

SEASON

7 – 1998 (7-1), 2006 (7-1), 2009 (7-1)

MOST GAMES LOST (OVERALL)

SEASON

10 – 1981 (1-10), 1994 (1-10)

MOST GAMES LOST (ACC)

SEASON

8 – 1994 (0-8)

SCORING

MOST POINTS SCORED

GAME

70 – vs. Navy (Sept. 8, 2001), vs. Elon (Aug. 31, 2013)

ACC

68 – at North Carolina (Nov. 10, 2012)

HISTORIC

222 – vs. Cumberland (Oct. 7, 1916)

HALF

52 (1st) – vs. Alabama A&M (Nov. 23, 2013)

ACC

40 (2nd) – at North Carolina (Nov. 10, 2012)

HISTORIC

126 (1st) – vs. Cumberland (Oct. 7, 1916)

QUARTER

32 (4th) – vs. Chattanooga (Nov. 9, 1985)

ACC

30 (3rd) – at North Carolina (Nov. 10, 2012)

HISTORIC

63 (1st) – vs. Cumberland (Oct. 7, 1916)

63 (2nd) – vs. Cumberland (Oct. 7, 1916)

SEASON

530 – 2014

HISTORIC

491 – 1917

LARGEST MARGIN OF VICTORY

GAME

70 [70-0] – vs. Elon (Aug. 31, 2013)

ACC

56 [56-0] – vs. Syracuse (Oct. 19, 2013)

HISTORIC

222 [222-0] – vs. Cumberland (Oct. 7, 1916)

LARGEST HALFTIME LEAD

GAME

52 [52-0] – vs. Alabama A&M (Nov. 23, 2013)

ACC

38 [38-0] – vs. Duke (Sept. 26, 1996)

HISTORIC

126 [126-0] – vs. Cumberland (Oct. 7, 1916)

LARGEST MARGIN OF DEFEAT

GAME

55 [14-69] – vs. Notre Dame (Nov. 5, 1977)

ACC

0 [0-51] – vs. Florida State (Oct. 2, 1993)

MOST POINTS PER GAME

SEASON

40.7 – 1999

HISTORIC

66.0 – 1918

MOST POINTS ALLOWED

GAME

69 – vs. Notre Dame (Nov. 5, 1977)

ACC

55 – vs. Virginia (Sept. 19, 1992)

HISTORIC

94 – vs. Auburn (Nov. 17, 1894)

SEASON

396 – 2012

FEWEST POINTS ALLOWED

GAME

0 – many times, most recently:

vs. Syracuse (2013)

ACC

0 – seven times, most recently:

vs. Syracuse (2013)

SEASON

33 – 1956

HISTORIC

5 – 1901

FEWEST POINTS ALLOWED PER GAME

SEASON

3.3 – 1956

HISTORIC

1.0 – 1901

MOST TOUCHDOWNS

GAME

9 – vs. Samford (Sept. 8, 2007)

ACC

7 – five times, most recently

at Pittsburgh (Oct. 25, 2014)

HISTORIC

32 – vs. Cumberland (Oct. 7, 1916)

SEASON

72 – 2014

MOST RUSHING TOUCHDOWNS

GAME

10 – vs. Navy (Sept. 8, 2001), vs. Elon (Aug. 31, 2013)

ACC

9 – vs. Wake Forest (Nov. 21, 1998),

at North Carolina (Nov. 10, 2012)

HISTORIC

32 – vs. Cumberland (Oct. 7, 1916)

SEASON

48 – 2012

MOST PASSING TOUCHDOWNS

GAME

5 – vs. Rice (Sept. 30, 1972), vs. Clemson (Nov. 13, 1999),

vs. Duke (Nov. 18, 2006)

ACC

5 – vs. Clemson (Nov. 13, 1999),

vs. Duke (Nov. 18, 2006)

SEASON

29 – 1999

MOST DEFENSIVE TOUCHDOWNS

GAME

2 – nine times, most recently:

at NC State (Nov. 8, 2014)

ACC

2 – vs. Wake Forest (Nov. 17, 1990), vs. Duke

(Sept. 26, 1996), vs. NC State (Oct. 10, 1998),

at NC State (Nov. 8, 2014)

SEASON

7 – 1998

MOST FUMBLE RETURNS FOR TD

GAME

1 – 31 times, most recently:

at NC State (Nov. 8, 2014)

SEASON

7 – 1998* NCAA RECORD

MOST PUNT RETURNS FOR TD

GAME

2 – vs. Navy (Oct. 23, 1965)

SEASON

3 – 1965

MOST KICKOFF RETURNS FOR TD

GAME

1 – 13 times, most recently:

at North Carolina (Nov. 10, 2012)

SEASON

2 – 1978, 2012

MOST INTERCEPTION RETURNS FOR TD

GAME

2 – vs. Tulane (Oct. 22, 1966), vs. Samford (Sept. 9, 2006),

vs. Elon (Aug. 31, 2013)

SEASON

5 – 2014

MOST TWO-POINT CONVERSIONS

GAME

3 – vs. Duke (Nov. 2, 1968)

ACC

2 – vs. Wake Forest (Nov. 20, 1999)

SEASON

4 – 1968

MOST TWO-POINT ATTEMPTS

GAME

4 – vs. Georgia (Nov. 27, 1975)

ACC

3 – vs. Clemson (Sept. 29, 2001),

vs. Virginia (Nov. 10, 2001)

SEASON

7 – 2001

TEAM RECORDS

MOST SAFETIES RECORDED

GAME
1 – 18 times, most recently:
at Boston College (Sept. 6, 2008)

SEASON
2 – 1951, 1952, 1953, 1991

MOST SAFETIES ALLOWED

GAME
2 – vs. South Carolina (Sept. 11, 1971)

ACC
1 – multiple times, most recently:
at Boston College (Sept. 6, 2008)

SEASON
2 – 1971

MOST PLAYERS TO SCORE TD

GAME
9 – vs. Elon (Aug. 31, 2013)

MOST PLAYERS TO RUSH FOR TD

GAME
6 – five times

MOST PLAYERS TO CATCH TD

GAME
4 – vs. Clemson (Nov. 13, 1999),
vs. Georgia (Nov. 27, 1999)

MOST PLAYERS TO THROW TD

GAME
3 – vs. Tulane (Oct. 27, 1956),
vs. North Carolina (Nov. 17, 2007)

RUSHING

MOST ATTEMPTS

GAME
86 – vs. Virginia (Oct. 2, 1976)

ACC
76 – vs. Boston College (Oct. 20, 2012)

SEASON
808 – 2012

FEWEST ATTEMPTS

GAME
19 – vs. Arizona (Sept. 1, 1994),
vs. North Carolina (Oct. 8, 1994)

ACC
19 – vs. North Carolina (Oct. 8, 1994)

SEASON
349 – 1994

MOST YARDS

GAME
604 – vs. Kansas (Sept. 17, 2011)

ACC
479 – at NC State (Nov. 8, 2014)

SEASON
4,789 – 2014

MOST YARDS PER GAME

SEASON
342.1 – 2014

FEWEST YARDS

GAME
-42 – vs. Notre Dame (Nov. 16, 1968)

ACC
5 – vs. Florida State (Nov. 5, 1994)

SEASON
629 – 1968

FEWEST YARDS PER GAME

SEASON
62.9 – 1968

MOST YARDS PER ATTEMPT

SEASON
6.06 – 2014 (790 attempts)

PASSING

MOST ATTEMPTS

GAME
63 – vs. Tennessee (Oct. 12, 1968)

ACC
57 – vs. Clemson (Oct. 28, 2000)

SEASON
413 – 2001

FEWEST ATTEMPTS

GAME
0 – vs. Notre Dame (Nov. 6, 1976),
vs. Tennessee (Oct. 8, 1977)

ACC
4 – vs. North Carolina (Sept. 18, 2010),
vs. Maryland (Nov. 3, 2012)

SEASON
46 – 1975

MOST COMPLETIONS

GAME
39 – vs. Virginia (Nov. 10, 2001)

ACC
39 – vs. Virginia (Nov. 10, 2001)

SEASON
264 – 2001

FEWEST COMPLETIONS

GAME
0 – 13 times since 1953

ACC
1 – vs. Virginia Tech (Oct. 17, 2009)

SEASON
23 – 1977

HIGHEST COMPLETION PERCENTAGE

GAME
1.000 – four times

ACC
.880 [22-of-25] – vs. Florida State (Sept. 11, 1999)

SEASON
.652 – 1999 [208-of-319]

MOST YARDS

GAME
486 – vs. Virginia (Nov. 10, 2001)

ACC
486 – vs. Virginia (Nov. 10, 2001)

SEASON
3,347 – 2001

FEWEST YARDS

GAME
0 – 13 times since 1953

ACC
24 – vs. Virginia (Oct. 15, 2011)

SEASON
344 – 1977

MOST YARDS PER GAME

SEASON
283.4 – 1999

MOST INTERCEPTIONS THROWN

GAME
7 – vs. Wake Forest (Nov. 21, 1987)

ACC
7 – vs. Wake Forest (Nov. 21, 1987)

SEASON
23 – 1970

MOST YARDS PER COMPLETION

GAME
51.0 (1) – vs. Virginia Tech (Oct. 17, 2009)

ACC
51.0 (1) – vs. Virginia Tech (Oct. 17, 2009)

SEASON [200+ ATTEMPTS]
17.75 – 2004

SEASON [150+ ATTEMPTS]
22.7 – 2009

MOST YARDS PER ATTEMPT

GAME
42.0 (1) – vs. Air Force (Oct. 1, 1977)

ACC
19.4 (11) – vs. Duke (Nov. 14, 2009)

SEASON [200+ ATTEMPTS]
9.8 – 1999

SEASON [150+ ATTEMPTS]
10.6 – 2009

TOTAL OFFENSE

MOST PLAYS

GAME
97 – vs. South Carolina (Sept. 12, 1970),
vs. Clemson (Oct. 28, 2000)

ACC
97 – vs. Clemson (Oct. 28, 2000)

SEASON
1,002 – 2012

MOST YARDS

GAME
768 – vs. Kansas (Sept. 17, 2011)

ACC
627 – vs. Virginia (Nov. 9, 2000)

SEASON
6,671 – 2014

TEAM RECORDS

FEWEST YARDS

GAME

33 – vs. SMU (Oct. 3, 1953)

ACC

110 – vs. Florida State (Oct. 2, 1993)

SEASON

1,933 – 1957

MOST YARDS PER GAME

SEASON

509.0 – 1999

FEWEST YARDS PER GAME

SEASON

193.3 – 1957

MOST YARDS PER PLAY

GAME

13.5 – vs. Kansas (Sept. 17, 2011)

ACC

9.6 – vs. Virginia (Sept. 15, 2012)

SEASON

6.81 – 1999

FEWEST YARDS PER PLAY

GAME

2.1 – vs. Alabama (Nov. 18, 1961),
vs. Notre Dame (Nov. 8, 1980)

ACC

2.2 – vs. Florida State (Oct. 2, 1993)

MOST FIRST DOWNS

GAME

34 – vs. Virginia (Nov. 9, 2000)

ACC

34 – vs. Virginia (Nov. 9, 2000)

SEASON

350 – 2014

FEWEST FIRST DOWNS

GAME

3 – vs. SMU (Oct. 3, 1953)

ACC

6 – vs. Virginia Tech (Sept. 24, 2005)

SEASON

109 – 1959

MOST FIRST DOWNS BY RUSHING

GAME

26 – vs. VMI (Oct. 11, 1975), at Georgia (Nov. 27, 2010)

ACC

24 – vs. Boston College (Oct. 20, 2012),
at NC State (Nov. 8, 2014)

SEASON

259 – 2014

MOST FIRST DOWNS BY PASSING

GAME

22 – vs. Clemson (Oct. 28, 2000),
vs. Virginia (Nov. 10, 2001)

ACC

22 – vs. Clemson (Oct. 28, 2000),
vs. Virginia (Nov. 10, 2001)

SEASON

142 – 2000

BIGGEST FIRST DOWN MARGIN

GAME

+22 (28-6) – vs. Texas A&M (Sept. 17, 1966)

MOST THIRD-DOWN CONVERSIONS

GAME

14 (of 19) – vs. Virginia (Nov. 9, 2000)

MOST THIRD-DOWN ATTEMPTS

GAME

23 – three times, most recently:
vs. Maryland (Oct. 11, 2001)

FEWEST THIRD-DOWN CONVERSIONS

GAME

0 (of 13) – vs. North Carolina (Oct. 4, 1980)
0 (of 10) – vs. BYU (Oct. 27, 2012)

HIGHEST THIRD-DOWN PERCENTAGE

GAME

.889 (8 of 9) – vs. Elon (Aug. 31, 2013)

MOST FOURTH-DOWN CONVERSIONS

GAME

5 – three times, most recently:
vs. Auburn (Oct. 18, 1986)

MOST FOURTH-DOWN ATTEMPTS

GAME

7 – vs. LSU (Oct. 13, 1956), at Georgia (Nov. 24, 2012)

HIGHEST TIME OF POSSESSION

GAME

43:45 – vs. Boston College (Oct. 20, 2012)

ACC

43:45 – vs. Boston College (Oct. 20, 2012)

LOWEST TIME OF POSSESSION

GAME

16:38 – vs. Alabama (Sept. 8, 1979)

LONGEST SCORING DRIVE (PLAYS)

GAME

20 – five times, most recently:
at Miami (Oct. 22, 2011)

ACC

20 – at Miami (Oct. 22, 2011)

LONGEST SCORING DRIVE (TIME)

GAME

10:47 (td) – vs. Virginia (Oct. 24, 2009)

ACC

10:47 (td) – vs. Virginia (Oct. 24, 2009)

KICKING

MOST POINTS BY KICKING

GAME

18 – vs. The Citadel (Sept. 18, 1982)

HISTORIC

30 – vs. Cumberland (Oct. 7, 1916)

SEASON

107 – 2007

MOST FIELD GOALS MADE

GAME

5 – vs. The Citadel (Sept. 18, 1982)

ACC

4 – vs. Florida State (Oct. 17, 1992),
vs. Clemson (Sept. 29, 2001)

SEASON

23 – 2007

MOST FIELD GOALS ATTEMPTED

GAME

7 – vs. NC State (Oct. 20, 2001)

ACC

7 – vs. NC State (Oct. 20, 2001)

SEASON

28 – 2001, 2007

MOST FIELD GOALS MISSED

GAME

5 – vs. NC State (Oct. 20, 2001)

ACC

5 – vs. NC State (Oct. 20, 2001)

MOST PATs MADE

GAME

10 – vs. Navy (Sept. 8, 2001), vs. Elon (Aug. 31, 2013)

ACC

9 – vs. Wake Forest (Nov. 21, 1998)

HISTORIC

30 – vs. Cumberland (Oct. 7, 1916)

SEASON

65 – 2014

MOST PATs ATTEMPTED

GAME

10 – vs. Navy (Sept. 8, 2001), vs. Elon (Aug. 31, 2013)

ACC

9 – vs. Wake Forest (Nov. 21, 1998)

HISTORIC

30 – vs. Cumberland (Oct. 7, 1916)

SEASON

66 – 2014

MOST PATs MISSED

GAME

3 – three times, most recently:
vs. Duke (1993)

TEAM RECORDS

PUNTING

MOST PUNTS

GAME

12 – four times

ACC

12 – vs. Clemson (Sept. 26, 1987),
vs. Florida State (Oct. 18, 1997)

HISTORIC

21 – vs. Florida (Nov. 19, 1938)

SEASON

89 – 1980

HIGHEST PUNTING AVERAGE

GAME

55.5 (2) – vs. Clemson (Sept. 29, 2001)

ACC

55.5 (2) – vs. Clemson (Sept. 29, 2001)

SEASON

45.64 – 1997

HIGHEST NET PUNTING AVERAGE

SEASON

40.96 – 1997

KICK RETURNS

MOST RETURNS

GAME

11 – vs. Notre Dame (Nov. 5, 1977)

ACC

9 – at Clemson (Nov. 14, 2013)

SEASON

54 – 2009

MOST YARDS

GAME

284 (11) – vs. Notre Dame (Nov. 5, 1977)

ACC

236 (6) – vs. Duke (Oct. 27, 1990)

SEASON

1,176 – 2009

MOST YARDS PER RETURN

GAME

60.5 (2) – vs. Tulane (Oct. 26, 1957)

ACC

52.0 (3) – vs. Maryland (Oct. 31, 1998)

SEASON

26.9 – 1957

PUNT RETURNS

MOST RETURNS

GAME

9 – vs. The Citadel (Sept. 1, 2001)

ACC

8 – vs. Duke (Oct. 6, 2001), vs. Florida State
(Nov. 9, 2002), vs. Duke (Nov. 16, 2002)

SEASON

54 – 1952

MOST YARDS

GAME

294 (5) – vs. Navy (Oct. 23, 1965)

ACC

117 (6) – vs. Virginia (Oct. 17, 1998)

SEASON

564 – 1951

MOST YARDS PER RETURN

GAME

68.0 (2) – vs. South Carolina (Sept. 16, 1972)

ACC

42.0 (2) – vs. Virginia (Nov. 22, 2003),
vs. Miami (Sept. 22, 2012)

SEASON

23.0 – 1965

TURNOVERS

MOST TURNOVERS

GAME

10 – vs. Duke (Oct. 30, 1976)

ACC

8 – vs. Wake Forest (Nov. 21, 1987)

MOST FUMBLES

GAME

8 – vs. SMU (Sept. 28, 1957),
vs. Kentucky (Sept. 20, 1958),
vs. Clemson (Oct. 7, 1967)

ACC

6 – four times

SEASON

51 – 1951

FEWEST FUMBLES

SEASON

11 – 1985

FEWEST FUMBLES LOST

GAME

6 – vs. Tennessee (Oct. 12, 1968)

ACC

4 – vs. Wake Forest (Nov. 19, 1994),
vs. North Carolina (Oct. 9, 1999),
vs. North Carolina (Nov. 17, 2007)

SEASON

4 – 1955

MOST OPPONENT FUMBLES

GAME

9 – vs. Clemson (Sept. 28, 1963)

ACC

7 – at Pittsburgh (Oct. 25, 2014)

SEASON

28 – 2010

MOST OPPONENT FUMBLES RECOVERED

GAME

6 – vs. Furman (Sept. 2, 1995), vs. Tulsa (Jan. 4, 2004),
at Pittsburgh (Oct. 25, 2014)

ACC

6 – at Pittsburgh (Oct. 25, 2014)

SEASON

15 – 2000, 2007

HIGHEST TURNOVER MARGIN

SEASON

18 – 2000

HIGHEST TURNOVER MARGIN PER GAME

SEASON

1.64 – 2000

SPECIAL TEAMS

MOST KICKS BLOCKED

GAME

2 – nine times, most recently:
vs. Ole Miss (2013)

MOST PUNTS BLOCKED

GAME

2 – vs. Tulane (Oct. 28, 1961), vs. UConn (Nov. 13, 2004)

MOST FIELD GOALS BLOCKED

GAME

2 – three times, most recently:
vs. Boston College (1991)

MOST PATs BLOCKED

GAME

2 – vs. Notre Dame (Nov. 18, 1967)

PENALTIES

MOST PENALTIES

GAME

19 – vs. Florida State (Sept. 9, 2000)

ACC

19 – vs. Florida State (Sept. 9, 2000)

SEASON

95 – 2000

FEWEST PENALTIES

GAME

0 – six times, most recently:
vs. Syracuse (Oct. 19, 2013)

ACC

0 – vs. Syracuse (Oct. 19, 2013)

SEASON

24 – 1964

MOST PENALTY YARDS

GAME

140 – vs. Florida State (Sept. 9, 2000)

ACC

140 – vs. Florida State (Sept. 9, 2000)

SEASON

792 – 2002

FEWEST PENALTY YARDS

GAME

0 – six times, most recently:
vs. Syracuse (Oct. 19, 2013)

ACC

0 – vs. Syracuse (Oct. 19, 2013)

SEASON

211 – 1964

TEAM RECORDS

DEFENSE

MOST INTERCEPTIONS

GAME

8 – vs. Saint Mary's (Jan. 1, 1947),
vs. Georgia (Dec. 1, 1951)

ACC

4 – seven times

SEASON

30 – 1969

MOST INTERCEPTION RETURN YARDS

GAME

173 (3) – vs. Elon (Aug. 31, 2013)

ACC

137 (4) – vs. Wake Forest (Nov. 17, 1990)

SEASON

437 – 1972

MOST SACKS

GAME

11 – vs. Maryland (Oct. 6, 1990),
vs. Maryland (Oct. 9, 1993)

ACC

11 – vs. Maryland (Oct. 6, 1990),
vs. Maryland (Oct. 9, 1993)

SEASON

45 – 1990, 1991

MOST SACK YARDS

GAME

70 (7) – vs. Tulsa (Jan. 4, 2004)

ACC

67 (10) – vs. Maryland (Oct. 9, 1993)

MOST TACKLES FOR LOSS

GAME

19 – vs. Notre Dame (Sept. 1, 2007)

ACC

17 – vs. Maryland (Nov. 22, 1997),
vs. Clemson (Sept. 29, 2001)

MOST TOTAL OFFENSE YARDS ALLOWED

GAME

667 – vs. Notre Dame (Nov. 5, 1977)

ACC

610 – vs. Duke (Nov. 15, 1997)

SEASON

5,758 – 2014

FEWEST TOTAL OFFENSE YARDS ALLOWED

GAME

32 – vs. Florida (Sept. 14, 1963)

ACC

82 – vs. Maryland (Oct. 9, 2004)

SEASON

1,513 – 1948

FEWEST YARDS ALLOWED PER GAME

SEASON

151.3 – 1948

MOST FIRST DOWNS ALLOWED

GAME

38 – vs. Duke (Oct. 31, 1987)

ACC

38 – vs. Duke (Oct. 31, 1987)

SEASON

300 – 2014

FEWEST FIRST DOWNS ALLOWED

GAME

2 – vs. Tulane (Oct. 21, 1933), vs. Duke (Oct. 29, 1955)

ACC

8 – vs. North Carolina (Oct. 5, 1985),
vs. North Carolina (Sept. 26, 2009)

SEASON

86 – 1948

MOST RUSHING YARDS ALLOWED

GAME

431 – vs. Georgia (Nov. 27, 1975)

ACC

342 – vs. North Carolina (Oct. 2, 1982),
vs. North Carolina (Oct. 8, 1994)

SEASON

2,732 – 1982

FEWEST RUSHING YARDS ALLOWED

GAME

-56 – vs. Tulsa (Jan. 4, 2004)

ACC

-30 – vs. Maryland (Sept. 28, 1995)

SEASON

749 – 1948

FEWEST YARDS ALLOWED PER GAME

SEASON

74.9 – 1948

MOST PASSING YARDS ALLOWED

GAME

501 – vs. Wake Forest (Nov. 4, 1995)

ACC

501 – vs. Wake Forest (Nov. 4, 1995)

SEASON

3,412 – 2014

FEWEST PASSING YARDS ALLOWED

GAME

-3 – vs. South Carolina (Nov. 19, 1949)

ACC

39 – vs. NC State (Oct. 1, 1994)

SEASON

334 – 1957

FEWEST YARDS ALLOWED PER GAME

SEASON

33.4 – 1957

MOST COMPLETIONS ALLOWED

GAME

43 – at Virginia (Oct. 26, 2013)

ACC

43 – at Virginia (Oct. 26, 2013)

SEASON

282 – 2014

FEWEST COMPLETIONS ALLOWED

GAME

0 – four times, most recently:
vs. Georgia (Nov. 27, 1974)

ACC

3 – vs. Clemson (Oct. 13, 1990),
vs. NC State (Oct. 1, 1994)

SEASON

31 – 1957

MOST OPPONENT PASS ATTEMPTS

GAME

65 – vs. Wake Forest (Nov. 4, 1995)

ACC

65 – vs. Wake Forest (Nov. 4, 1995)

SEASON

461 – 2006

FEWEST OPPONENT PASS ATTEMPTS

GAME

1 – vs. Alabama (Oct. 17, 1953),
vs. Kentucky (Sept. 20, 1958)

ACC

11 – vs. NC State (Oct. 1, 1994)

SEASON

73 – 1957

COMBINED TEAM RECORDS

SCORING

MOST POINTS SCORED

GAME

118 (68-50) – at North Carolina (Nov. 10, 2012)

ACC

118 (68-50) – at North Carolina (Nov. 10, 2012)

HISTORIC

222 (222-0) – vs. Cumberland (Oct. 7, 1916)

HALF

63 (1st) – vs. Florida State (Oct. 10, 2009),
vs. Western Carolina (Sept. 1, 2011)

ACC

63 (1st) – vs. Florida State (Oct. 10, 2009)

QUARTER

45 (4th) – vs. NC State (Oct. 1, 2011)

ACC

45 (4th) – vs. NC State (Oct. 1, 2011)

MOST TOUCHDOWNS

GAME

16 – at North Carolina (Nov. 10, 2012)

ACC

16 – at North Carolina (Nov. 10, 2012)

HALF

9 (1st) – vs. Florida State (Oct. 10, 2009),
vs. Western Carolina (Sept. 1, 2011)

ACC

9 (1st) – vs. Florida State (Oct. 10, 2009)

QUARTER

7 (4th) – vs. Virginia (Nov. 10, 2001)

ACC

7 (4th) – vs. Virginia (Nov. 10, 2001)

FEWEST TOUCHDOWNS

GAME

0 – 10 times, most recently:
vs. Wake Forest (Dec. 2, 2006)

ACC

0 – vs. Wake Forest (Dec. 2, 2006)

MOST FIELD GOALS

GAME

7 – vs. Western Carolina (Sept. 12, 1992),
vs. Georgia (Nov. 24, 2001)

ACC

6 – vs. Virginia (Nov. 22, 2003),
vs. Miami (Oct. 28, 2006),
vs. North Carolina (Nov. 17, 2007)

MOST FIELD GOALS ATTEMPTED

GAME

10 – vs. NC State (Oct. 3, 1992)

ACC

10 – vs. NC State (Oct. 3, 1992)

MOST FIELD GOALS MISSED

GAME

5 – six times, most recently:
vs. NC State (Oct. 20, 2001)

ACC

5 – vs. NC State (Oct. 3, 1992),
vs. Maryland (Oct. 31, 1998),
vs. NC State (Oct. 20, 2001)

MOST FIRST DOWNS

GAME

64 (27-37) – vs. Wake Forest (Nov. 21, 1998)

ACC

64 (27-37) – vs. Wake Forest (Nov. 21, 1998)

FEWEST FIRST DOWNS

GAME

15 (8-7) – vs. Florida (Sept. 14, 1963)

15 (4-11) – vs. Vanderbilt (Sept. 18, 1965)

ACC

21 (6-15) – vs. Virginia Tech (Sept. 24, 2005)

RUSHING

MOST YARDS

GAME

755 – vs. Kansas (Sept. 17, 2011)

ACC

663 – at Pittsburgh (Oct. 25, 2014)

FEWEST YARDS

GAME

58 – vs. Georgia (Nov. 27, 2004)

ACC

81 – vs. NC State (Oct. 4, 2003)

MOST ATTEMPTS

GAME

125 – vs. Auburn (Oct. 18, 1975)

ACC

109 – vs. Wake Forest (Nov. 13, 1982),
vs. Virginia (Oct. 13, 1984)

FEWEST ATTEMPTS

GAME

51 – vs. Samford (Sept. 9, 2006)

ACC

58 – vs. Wake Forest (Nov. 4, 1995),
vs. Virginia (Nov. 10, 2001)

PASSING

MOST YARDS

GAME

813 – vs. Virginia (Nov. 10, 2001)

ACC

813 – vs. Virginia (Nov. 10, 2001)

FEWEST YARDS

GAME

6 – vs. Georgia (Nov. 30, 1974)

ACC

146 – vs. Maryland (Nov. 3, 2012)

MOST COMPLETIONS

GAME

71 – vs. Virginia (Nov. 10, 2001)

ACC

71 – vs. Virginia (Nov. 10, 2001)

FEWEST COMPLETIONS

GAME

1 – vs. Georgia (Nov. 30, 1974)

ACC

11 – three times, most recently:
vs. Maryland (2012)

MOST ATTEMPTS

GAME

101 – vs. Virginia (Nov. 10, 2001),
vs. Virginia (Oct. 26, 2002)

ACC

101 – vs. Virginia (Nov. 10, 2001),
vs. Virginia (Oct. 26, 2002)

FEWEST ATTEMPTS

GAME

8 – vs. Auburn (Oct. 17, 1959),
vs. Georgia (Nov. 30, 1974),
vs. Georgia (Nov. 27, 1976)

ACC

21 – vs. Virginia Tech (Oct. 17, 2009)

MOST INTERCEPTIONS

GAME

9 – vs. Rice (Sept. 30, 1972)

ACC

7 – vs. Wake Forest (Nov. 21, 1987)

TOTAL OFFENSE

MOST YARDS

GAME

1,190 – at North Carolina (Oct. 18, 2014)

ACC

1,094 – vs. Duke (Oct. 30, 1993)

FEWEST YARDS

GAME

169 – vs. Florida (Sept. 14, 1963)

ACC

410 – vs. Maryland (Oct. 9, 2004)

MOST PLAYS

GAME

180 – vs. Georgia (Nov. 27, 1999)

ACC

169 – vs. Duke (Oct. 31, 1987)

FEWEST PLAYS

GAME

94 – vs. Kentucky (Sept. 20, 1958)

ACC

113 – vs. Virginia (Sept. 21, 2006)

TURNOVERS

MOST TURNOVERS

GAME

13 – five times, most recently:
vs. Duke (1976)

ACC

10 – vs. NC State (Sept. 9, 1989),
vs. Wake Forest (Nov. 17, 1990)

COMBINED TEAM RECORDS

FEWEST TURNOVERS

GAME

0 – 11 times, most recently:
vs. Kansas (Sept. 17, 2011)

ACC

0 – six times, most recently:
at Miami (Sept. 17, 2009)

MOST FUMBLES

GAME

12 – vs. Tennessee (Oct. 12, 1968),
vs. Penn State (Aug. 28, 1991)

ACC

10 – vs. Clemson (Sept. 24, 1983),
vs. Florida State (Oct. 24, 1998)

MOST FUMBLES LOST

GAME

11 – vs. Tennessee (Oct. 12, 1968)

ACC

6 – vs. Maryland (Oct. 7, 1989),
vs. NC State (Sept. 8, 1990)

PENALTIES

MOST PENALTIES

GAME

34 – vs. Florida State (Sept. 9, 2000)

ACC

34 – vs. Florida State (Sept. 9, 2000)

FEWEST PENALTIES

GAME

2 – seven times, most recently:
vs. Wake Forest (Nov. 16, 1985)

ACC

2 – vs. Virginia (Oct. 13, 1984),
vs. Wake Forest (Nov. 16, 1985)

MOST PENALTY YARDS

GAME

254 – vs. Florida State (Sept. 9, 2000)

ACC

254 – vs. Florida State (Sept. 9, 2000)

TEAM SEASON LEADERS

GAMES

GAMES PLAYED

	GP	YEAR	W-L
1.	14	2006	9-5
	14	2009	11-3
	14	2012	7-7
	14	2014	11-3
5.	13	1991	8-5
	13	2001	8-5
	13	2002	7-6
	13	2003	7-6
	13	2008	9-4
	13	2010	6-7
	13	2011	8-5
	13	2013	7-6

GAMES WON

	W	YEAR	W-L
1.	12	1952	12-0
2.	11	1951	11-0-1
	11	1990	11-0-1
	11	2009	11-3
	11	2014	11-3
6.	10	1928	10-0
	10	1947	10-1
	10	1956	10-1
	10	1998	10-2

ACC GAMES WON

	W	YEAR	W-L
1.	7	1998	7-1
	7	2006	7-1
	7	2009	7-1
4.	6	1990	6-0-1
	6	2000	6-2
	6	2014	6-2

OFFENSE

TOTAL OFFENSE

	YPG	YARDS	GP	YEAR
1.	509.0	5,599	11	1999
2.	476.5	6,671	14	2014
3.	458.8	5,964	13	2011
4.	441.1	6,175	14	2012
5.	435.4	4,789	11	2000
6.	429.7	5,586	13	2013
7.	422.1	5,910	14	2009
8.	417.9	5,015	12	2001
9.	414.3	4,556	11	1984
10.	407.2	5,294	13	2010

RUSHING OFFENSE

	YPG	YARDS	GP	YEAR
1.	342.1	4,789	14	2014
2.	329.7	3,637	11	1975
3.	323.3	4,203	13	2010
4.	316.5	4,114	13	2011
5.	311.2	4,357	14	2012
6.	299.3	3,891	13	2013
7.	295.4	4,136	14	2009
8.	287.5	3,162	11	1974
9.	286.8	3,153	11	1977
10.	273.2	3,552	13	2008

PASSING OFFENSE

	YPG	YARDS	GP	YEAR
1.	283.4	3,117	11	1999
2.	278.9	3,347	12	2001
3.	271.1	2,982	11	2000
4.	245.6	2,702	11	1994
5.	237.6	2,376	10	1968
6.	234.5	2,580	11	1992
7.	215.5	2,370	11	1997
8.	212.3	2,547	12	1991
9.	211.1	2,744	13	2002
10.	207.7	2,284	11	1987

SCORING

SCORING OFFENSE

	PPG	PTS	GP	YEAR
1.	66.0	462	7	1918
2.	54.5	491	9	1917
3.	46.8	421	9	1916
4.	40.7	448	11	1999
5.	40.0	360	9	1921
6.	37.9	530	14	2014
7.	35.5	391	11	1998
8.	35.1	456	13	2013
9.	34.7	312	9	1920
10.	34.3	446	13	2011

DEFENSE

TOTAL DEFENSE

	YPG	YDS	GP	YEAR
1.	151.3	1,513	10	1948
2.	177.8	1,778	10	1957
3.	178.5	1,785	10	1961
4.	181.8	2,182	12	1952
5.	199.9	1,999	10	1955
6.	200.3	2,003	10	1956
7.	201.8	2,018	10	1958
8.	206.6	2,066	10	1966
9.	207.4	2,489	12	1951
10.	208.0	2,080	10	1963

RUSHING DEFENSE

	YPG	YDS	GP	YEAR
1.	74.9	749	10	1948
2.	91.2	1,003	11	1995
3.	94.5	1,039	11	2000
4.	94.9	949	10	1961
5.	100.2	1,002	10	1964
6.	100.5	1,307	13	2003
7.	102.4	1,024	10	1962
8.	103.9	1,247	12	2005
9.	104.6	1,255	12	2004
10.	104.8	1,467	14	2006

PASSING DEFENSE

	YPG	YDS	GP	YEAR
1.	33.4	334	10	1957
2.	57.1	571	10	1958
3.	58.7	587	10	1954
4.	65.8	658	10	1955
5.	69.0	828	12	1953
6.	71.9	719	10	1956
7.	72.5	870	12	1952
8.	74.3	743	10	1963
9.	76.4	764	10	1948
10.	80.8	808	10	1949

SCORING DEFENSE

	PPG	PTS	GP	YEAR
1.	1.0	5	5	1901
2.	1.8	16	9	1920
3.	1.9	17	9	1917
4.	2.2	20	9	1916
5.	2.3	21	9	1911
6.	3.0	24	8	1915
7.	3.3	33	10	1919
	3.3	33	10	1956
9.	3.4	34	10	1904
10.	3.9	39	10	1927

TURNOVERS

TURNOVER MARGIN

	AVG	+/-	DIFF.	GP	YEAR
1.	+1.64	+18	30/12	11	2000
2.	+1.50	+15	31/16	10	1956
3.	+1.45	+16	46/30	11	1953
4.	+1.27	+14	40/26	11	1990
5.	+1.20	+12	25/13	10	1955
6.	+1.18	+13	31/18	11	1986
7.	+1.09	+12	34/22	11	1973
8.	+1.00	+11	30/19	11	1984

TEAM GAME LEADERS

SCORING

MOST POINTS SCORED

GAME	PTS	OPPONENT	DATE
1.	70	Navy	Sept. 8, 2001
	70	Elon	Aug. 31, 2013
3.	69	Samford	Sept. 8, 2007
4.	68	at North Carolina	Nov. 10, 2012
5.	66	at Kansas	Sept. 17, 2011
	66	Alabama A&M	Nov. 23, 2013
7.	63	Wake Forest	Nov. 21, 1998
	63	Western Carolina	Sept. 1, 2011
9.	59	NC State	Oct. 11, 1986
	59	Presbyterian	Sept. 8, 2012

HISTORIC

PTS	OPPONENT	DATE	
1.	222	Cumberland	Oct. 7, 1916
2.	128	NC State	Nov. 18, 1918
3.	123	11th Cavalry	Oct. 19, 1918
4.	118	Furman	Oct. 12, 1918
5.	105	Mercer	Oct. 10, 1914

HALF

PTS	OPPONENT	DATE	
1.	52	1st Alabama A&M	Nov. 23, 2013
2.	45	1st Samford	Sept. 8, 2007
3.	42	1st Navy	Sept. 8, 2001
	42	2nd vs. Tulsa	Jan. 4, 2004
	42	1st Western Carolina	Sept. 1, 2011
	42	2nd at Kansas	Sept. 17, 2011
	42	1st Elon	Aug. 31, 2013
8.	40	2nd at North Carolina	Nov. 10, 2012
9.	38	2nd Texas A&M	Sept. 17, 1966
	38	1st Duke	Sept. 26, 1996

QUARTER

PTS	OPPONENT	DATE	
1.	32	4th Chattanooga	Nov. 9, 1985
2.	31	2nd Vanderbilt	Aug. 31, 2002
3.	30	3rd at North Carolina	Nov. 10, 2012
4.	28	2nd NC State	Oct. 10, 1998
	28	3rd Duke	Oct. 15, 2005
	28	1st Samford	Sept. 8, 2007
	28	1st Western Carolina	Sept. 1, 2011
	28	3rd Kansas	Sept. 17, 2011
	28	1st Elon	Aug. 31, 2013
	28	2nd Alabama A&M	Nov. 23, 2013
	28	4th Texas A&M	Sept. 17, 1966

HOME GAMES

PTS	OPPONENT	DATE	
1.	70	Elon	Aug. 31, 2013
2.	69	Samford	Sept. 8, 2007
3.	66	Kansas	Sept. 17, 2011
	66	Alabama A&M	Nov. 23, 2013
5.	63	Wake Forest	Nov. 21, 1998
	63	Western Carolina	Sept. 1, 2011
7.	59	NC State	Oct. 11, 1986
	59	Presbyterian	Sept. 8, 2012
9.	56	Virginia	Sept. 15, 2012
	56	Syracuse	Oct. 19, 2013

ROAD GAMES

PTS	OPPONENT	DATE	
1.	70	at Navy	Sept. 8, 2001
2.	68	at North Carolina	Nov. 10, 2012
3.	56	at Vanderbilt	Oct. 31, 2009
	56	at Pittsburgh	Oct. 25, 2014
	56	at NC State	Nov. 8, 2014
6.	49	at Navy	Sept. 4, 1999
	49	at Florida State	Oct. 10, 2009
	49	at Duke	Nov. 14, 2009
	49	at Middle Tennessee	Sept. 10, 2011
	49	vs. Mississippi State	Dec. 31, 2014

VS. RANKED OPPONENTS

PTS	OPPONENT	DATE	
1.	59	(17) NC State	Oct. 11, 1986
2.	51	(16) Georgia (OT)	Nov. 27, 1999
3.	49	vs. (7) Mississippi State	Dec. 31, 2014
4.	47	(23) NC State	Oct. 10, 1998
5.	45	vs. (13) Nebraska	Jan. 1, 1991
	45	at (13) Georgia	Nov. 29, 2008
7.	41	at (1) Virginia	Nov. 3, 1990
	41	(6) Virginia	Oct. 17, 1998
	41	(23) Miami	Nov. 20, 2008
10.	40	(15) Tulane	Oct. 27, 1956

FEWEST POINTS SCORED

PTS	OPPONENT	DATE	
1.	0	many times, most recently: at Florida State	Oct. 18, 1997

IN A WIN

PTS	OPPONENT	DATE	
1.	6	LSU	Oct. 8, 1960
	6	Tennessee	Oct. 8, 1966
	6	Georgia	Nov. 29, 1969
	6	South Carolina	Oct. 7, 1978
	6	Virginia Tech	Nov. 10, 1990
6.	7	Duke	Nov. 3, 1956
	7	Auburn	Oct. 21, 1961
	7	Alabama	Nov. 17, 1962
	7	Auburn	Oct. 17, 1964
	7	Tulane	Oct. 24, 1964
	7	Maryland	Oct. 23, 2003
	7	North Carolina	Nov. 11, 2006

IN A TIE GAME

PTS	OPPONENT	DATE	
1.	14	Florida State	Nov. 10, 1962
2.	17	Furman	Sept. 13, 1986
3.	20	Virginia	Oct. 13, 1984
4.	24	Clemson	Sept. 25, 1976
5.	36	Rice	Sept. 30, 1972

HOME GAME

PTS	OPPONENT	DATE	
1.	0	Tennessee	Nov. 10, 1956
	0	SMU	Sept. 28, 1957
	0	Auburn	Oct. 19, 1957
	0	Florida	Nov. 23, 1957
	0	Georgia	Nov. 30, 1957
6.	3	11 times	

ROAD GAME

PTS	OPPONENT	DATE	
1.	0	16 times, most recently: Florida State	Oct. 18, 1997

VS. UNRANKED OPPONENT

PTS	OPPONENT	DATE	
1.	0	Florida	Nov. 23, 1957
	0	Georgia	Nov. 30, 1957
	0	Kentucky	Sept. 20, 1958
	0	SMU	Oct. 25, 1958
	0	LSU	Oct. 7, 1961
	0	Georgia	Nov. 28, 1964
	0	Duke	Nov. 2, 1974
	0	South Carolina	Sept. 10, 1977
	0	Tennessee	Oct. 13, 1979
	0	Auburn	Oct. 16, 1982
	0	NC State	Oct. 3, 1987

LARGEST DEFICIT OVERCOME FOR WIN

DEF	OPPONENT	DATE	
1.	21 17-38	Virginia	Oct. 17, 1998
2.	16 12-28	Georgia	Nov. 29, 2008
3.	14 0-14	Auburn	Oct. 19, 1968
	14 7-21	Maryland	Oct. 7, 1989
	14 14-28	Virginia	Nov. 3, 1990
	14 7-21	Wake Forest	Nov. 13, 1993
7.	13 0-13	Tulane	Oct. 24, 1959
	13 19-6	NC State	Nov. 11, 1995
	13 0-13	North Carolina (OT)	Oct. 9, 1999
	13 7-20	North Carolina	Sept. 21, 2013

LARGEST HALFTIME DEFICIT OVERCOME, WIN

DEF	OPPONENT	DATE	
1.	16 12-28	Georgia	Nov. 29, 2008
2.	14 14-28	Virginia	Nov. 3, 1990
	14 17-31	Virginia	Oct. 17, 1998
4.	10 7-17	Wake Forest	Sept. 20, 1997
5.	9 7-16	Wake Forest	Nov. 4, 1995
6.	8 7-15	Clemson	Sept. 27, 1975
7.	7	14 times	

LARGEST LEAD BLOWN, LOSS

LD	OPPONENT	DATE	
1.	20 20-0	Georgia	Dec. 2, 1978
	20 20-0	Georgia (OT)	Nov. 30, 2013
3.	18 35-17	vs. West Virginia	Jan. 1, 2007
4.	17 27-10	Auburn	Oct. 18, 1975
	17 20-3	North Carolina	Sept. 19, 1987
	17 24-7	Virginia	Nov. 6, 1999
	17 36-19	Miami (OT)	Sept. 22, 2012
8.	15 15-0	Alabama	Nov. 12, 1960
	15 24-9	Duke	Oct. 29, 1977
10.	14	10 times, most recently: vs. Utah (OT)	Dec. 31, 2011

LARGEST HALFTIME LEAD BLOWN, LOSS

LD	OPPONENT	DATE	
1.	17 20-3	North Carolina	Sept. 19, 1987
2.	15 15-0	Alabama	Nov. 12, 1960
3.	14 14-0	Georgia	Nov. 23, 1995
4.	13 20-7	Georgia	Dec. 2, 1978
	13 13-0	NC State (OT)	Sept. 21, 2000
	13 20-7	Virginia	Nov. 10, 2001
	13 20-7	Georgia (OT)	Nov. 30, 2013
8.	11 21-10	North Carolina	Oct. 1, 1983
	11 14-3	vs. LSU	Dec. 29, 2000
	11 28-17	vs. West Virginia	Jan. 1, 2007

LARGEST FIRST-QUARTER LEAD

LD	OPPONENT	DATE	
1.	28 28-0	Samford	Sept. 8, 2007
	28 28-0	Western Carolina	Sept. 1, 2011
	28 28-0	Elon	Aug. 31, 2013
	28 28-0	at Pittsburgh	Oct. 25, 2014
5.	24 24-0	Alabama A&M	Nov. 23, 2013
6.	21	11 times	

TEAM GAME LEADERS

LARGEST HALFTIME LEAD

	LD	OPPONENT	DATE
1.	52-0	Alabama A&M	Nov. 23, 2013
2.	45-0	Samford	Sept. 8, 2007
3.	42-0	Navy	Sept. 8, 2001
	42-0	Elon	Aug. 31, 2013
5.	38-0	Duke	Sept. 26, 1996
6.	31-3	The Citadel	Sept. 22, 1984
	31-0	South Carolina	Oct. 15, 1988
	31-0	Vanderbilt	Aug. 31, 2002
9.	30-0	Furman	Sept. 11, 1993
10.	29	two times	

LARGEST MARGIN OF VICTORY, ALL GAMES

	MAR	OPPONENT	DATE
1.	70-0	Elon	Aug. 31, 2013
2.	63-0	Navy	Sept. 8, 2001
3.	59-0	Alabama A&M	Nov. 23, 2013
4.	56-0	Presbyterian	Sept. 8, 2012
	56-0	Syracuse	Oct. 19, 2013
6.	55-0	Samford	Sept. 8, 2007
7.	53-0	Davidson	Sept. 19, 1953
8.	48-0	The Citadel	Sept. 20, 1952
9.	46-0	VMI	Nov. 8, 1986
10.	45-0	The Citadel	Sept. 22, 1984

LARGEST MARGIN OF VICTORY, HISTORIC

	MAR	OPPONENT	DATE
1.	222-0	Cumberland	Oct. 7, 1916
2.	128-0	NC State	Nov. 10, 1918
3.	123-0	11th Cavalry	Oct. 19, 1918
4.	118-0	Furman	Oct. 12, 1918
5.	105-0	Mercer	Oct. 10, 1914

LARGEST MARGIN OF VICTORY, ACC GAME

	MAR	OPPONENT	DATE
1.	56-0	Syracuse	Oct. 19, 2013
2.	39-0	Duke	Nov. 14, 2009
3.	38-0	Wake Forest	Nov. 13, 1982
	38-0	NC State	Oct. 11, 1986
	38-0	Maryland	Oct. 9, 1993

LARGEST MARGIN OF VICTORY, POSTSEASON GAME

	MAR	OPPONENT	DATE
1.	42-0	Tulsa	Jan. 4, 2004
2.	37-0	Syracuse	Dec. 21, 2004
3.	24-0	Nebraska	Jan. 1, 1991
4.	15-0	Mississippi State	Dec. 31, 2014
5.	14-0	USC	Dec. 31, 2012
6.	10-0	Texas Tech	Dec. 31, 1965
	10-0	Stanford	Dec. 27, 2001

LARGEST MARGIN OF DEFEAT, ALL GAMES

	MAR	OPPONENT	DATE
1.	55-14	Notre Dame	Nov. 5, 1977
2.	51-0	Florida State	Oct. 2, 1993
3.	46-3	Florida State	Nov. 2, 1996
4.	44-7	Georgia	Nov. 30, 2002
	44-7	Virginia Tech	Sept. 24, 2005
6.	42-7	Miami	Nov. 10, 1967
7.	41-0	North Carolina	Oct. 2, 1982
8.	39-8	Georgia	Nov. 30, 1968
9.	38-7	Alabama	Sept. 11, 1982
	38-3	North Carolina	Oct. 16, 1993
	38-10	Georgia	Nov. 25, 1994
	38-0	Florida State	Oct. 18, 1997

LARGEST MARGIN OF DEFEAT, HISTORIC

	MAR	OPPONENT	DATE
1.	94-0	Auburn	Nov. 17, 1894
2.	73-0	Clemson	Oct. 17, 1903
3.	63-0	Auburn	Oct. 14, 1899
4.	54-0	Vanderbilt	Nov. 16, 1907

LARGEST MARGIN OF DEFEAT, ACC GAME

	MAR	OPPONENT	DATE
1.	51-0	Florida State	Oct. 2, 1993
2.	46-3	Florida State	Nov. 2, 1996
3.	44-7	Virginia Tech	Sept. 24, 2005
4.	41-0	North Carolina	Oct. 2, 1982
5.	38-3	North Carolina	Oct. 16, 1993
	38-0	Florida State	Oct. 18, 1997

LARGEST MARGIN OF DEFEAT, POSTSEASON GAME

	MAR	OPPONENT	DATE
1.	35-3	LSU	Dec. 31, 2008
2.	28-10	Utah	Dec. 29, 2005
3.	20-21	Purdue	Dec. 25, 1978
4.	15-15	Penn State	Dec. 30, 1961
	15-12	Florida	Jan. 2, 1967
	15-13	Miami	Jan. 1, 2000

MOST POINTS, LOSS

	PTS	OPPONENT	DATE
1.	44 (47)	Clemson (OT)	Sept. 29, 2001
2.	43 (48)	at North Carolina	Oct. 18, 2014
3.	38 (45)	Virginia	Nov. 6, 1999
	38 (39)	Virginia	Nov. 10, 2001
5.	36 (42)	Miami (OT)	Sept. 22, 2012
6.	35 (41)	Florida State	Sept. 11, 1999
	35 (38)	vs. West Virginia	Jan. 1, 2007
	35 (37)	vs. Florida State	Dec. 6, 2014
9.	34 (48)	Auburn	Oct. 20, 1984
	34 (42)	at Georgia	Nov. 27, 2010
	34 (41)	Georgia (OT)	Nov. 30, 2013

TOUCHDOWNS

MOST TOUCHDOWNS SCORED, GAME

	TD	OPPONENT	DATE
1.	10	Navy	Sept. 8, 2001
	10	Elon	Aug. 31, 2013
3.	9	Wake Forest	Nov. 21, 1998
	9	Samford	Sept. 8, 2007
	9	Western Carolina	Sept. 1, 2011
	9	Kansas	Sept. 17, 2011
	9	North Carolina	Nov. 10, 2012
	9	Alabama A&M	Nov. 23, 2013
9.	8	NC State	Oct. 11, 1986
	8	Vanderbilt	Oct. 31, 2009
	8	Presbyterian	Sept. 8, 2012
	8	Virginia	Sept. 15, 2012
	8	Syracuse	Oct. 19, 2013
	8	at Pittsburgh	Oct. 25, 2014
	8	at NC State	Nov. 8, 2014

MOST TOUCHDOWNS SCORED, QUARTER

	TD	OPPONENT	DATE
1.	4	4th Texas A&M	Sept. 17, 1966
	4	4th Georgia	Nov. 27, 1975
	4	4th Chattanooga	Nov. 9, 1985
	4	2nd NC State	Oct. 10, 1998
	4	2nd Vanderbilt	Aug. 31, 2002
	4	3rd Duke	Oct. 15, 2005
	4	1st Samford	Sept. 8, 2007
	4	1st Western Carolina	Sept. 1, 2011
	4	3rd Kansas	Sept. 17, 2011
	4	3rd North Carolina	Nov. 10, 2012
	4	1st Elon	Aug. 31, 2013
	4	2nd Alabama A&M	Nov. 23, 2013
	4	1st at Pittsburgh	Oct. 25, 2014

MOST TOUCHDOWNS SCORED, HALF

	TD	OPPONENT	DATE
1.	7	1st Alabama A&M	Nov. 23, 2013
2.	6	1st Elon	Aug. 31, 2013
	6	2nd Kansas	Sept. 17, 2011
	6	1st Western Carolina	Sept. 1, 2011
	6	1st Samford	Sept. 8, 2007
	6	2nd Tulsa	Jan. 4, 2004
	6	1st Navy	Sept. 8, 2001
8.	5	15 times	

FEWEST TOUCHDOWNS SCORED

	TD	OPPONENT	DATE
1.	0	Several times, most recently: vs. LSU	Dec. 31, 2008

MOST RUSHING TOUCHDOWNS, GAME

	TD	OPPONENT	DATE
1.	9	Samford	Sept. 8, 2007
2.	8	Alabama A&M	Nov. 23, 2013
3.	7	Wake Forest	Nov. 12, 1983
	7	vs. Tulsa	Jan. 4, 2004
	7	Kansas	Sept. 17, 2011
	7	Virginia	Sept. 15, 2012
	7	North Carolina	Nov. 10, 2012
	7	Syracuse	Oct. 19, 2013
	7	at Pittsburgh	Oct. 25, 2014
10.	6	10 times, most recently: vs. Mississippi State	Dec. 31, 2014

MOST PASSING TOUCHDOWNS, GAME

	TD	OPPONENT	DATE
1.	5	Rice	Sept. 30, 1972
	5	Clemson	Nov. 13, 1999
	5	Duke	Nov. 18, 2006
4.	4	Maryland	Oct. 7, 1989
	4	Georgia	Dec. 1, 1990
	4	Notre Dame	Jan. 1, 1999
	4	Florida State	Sept. 11, 1999
	4	Georgia (OT)	Nov. 27, 1999
	4	Wake Forest	Oct. 14, 2000
	4	North Carolina	Nov. 15, 2003
	4	Clemson	Sept. 11, 2004
	4	NC State	Nov. 4, 2006
	4	at Duke	Sept. 14, 2013

TEAM GAME LEADERS

MOST DEFENSIVE TOUCHDOWNS, GAME

TD	OPPONENT	DATE
1.	FR/BPR Tulane	Oct. 28, 1961
2	IR/IR Tulane	Oct. 22, 1966
2	FR/IR Tulane	Oct. 24, 1970
2	FR/IR Wake Forest	Nov. 17, 1990
2	FR/IR Duke	Sept. 26, 1996
2	BPR/FR NC State	Oct. 10, 1998
2	IR/IR Samford	Sept. 9, 2006
2	IR/IR Elon	Aug. 31, 2013
2	IR/IR at NC State	Nov. 8, 2014

MOST NON-OFFENSIVE TOUCHDOWNS

TD	OPPONENT	DATE
1.	2 FR/BPR Tulane	Oct. 28, 1961
2	PR/PR Navy	Oct. 23, 1965
2	IR/PR Vanderbilt	Sept. 24, 1966
2	IR/IR Tulane	Oct. 22, 1966
2	BPR/PR Duke	Oct. 29, 1966
2	FR/IR Tulane	Oct. 24, 1970
2	IR/PR The Citadel	Sept. 30, 1978
2	FR/IR Wake Forest	Nov. 17, 1990
2	FR/IR Duke	Sept. 26, 1996
2	BPR/FR NC State	Oct. 10, 1998
2	PR/FR Virginia	Oct. 17, 1998
2	KR/FR Maryland	Oct. 31, 1998
2	FR/PR Wake Forest	Nov. 21, 1998
2	FR/FR Navy	Sept. 8, 2001
2	IR/IR Samford	Sept. 9, 2006
2	IR/KR BYU	Oct. 27, 2012
2	IR/IR Elon	Aug. 31, 2013
2	IR/FR at NC State	Nov. 8, 2014

MOST FIELD GOALS MADE, GAME

FG	OPPONENT	DATE
1.	5 The Citadel	Sept. 18, 1982
2.	4 Navy	Nov. 17, 1973
4	4 Florida State	Oct. 17, 1992
4	4 Clemson (OT)	Sept. 29, 2001
4	4 Notre Dame	Sept. 1, 2007
4	4 Clemson	Dec. 5, 2009
7.	3 34 times	

MOST FIELD GOALS MADE, QUARTER

FG	OPPONENT	DATE
1.	3 3rd The Citadel	Sept. 18, 1982
3	3 2nd NC State	Oct. 4, 2003
3.	2 54 times	

MOST FIELD GOALS MADE, HALF

FG	OPPONENT	DATE
1.	4 2nd The Citadel	Sept. 18, 1982
2.	3 1st Rice	Sept. 24, 1960
3	3 1st Clemson	Oct. 14, 1989
3	3 1st Clemson	Oct. 28, 2000
3	3 1st Virginia	Oct. 26, 2002
3	3 1st NC State	Oct. 4, 2003
3	3 1st Notre Dame	Sept. 1, 2007
3	3 1st Clemson	Dec. 5, 2009

MOST FIELD GOALS MADE, WITHOUT MISS

FG	OPPONENT	DATE
1.	5 The Citadel	Sept. 18, 1982
2.	4 Navy	Nov. 17, 1973

MOST FIELD GOALS MISSED, GAME

FG	OPPONENT	DATE
1.	5 NC State	Oct. 20, 2001
2.	4 Duke	Nov. 1, 1958
4	4 Maryland	Oct. 31, 1998
4.	3 15 times	

MOST FIELD GOALS MISSED, HALF

FG	OPPONENT	DATE
1.	3 2nd Georgia	Nov. 29, 1969
3	3 1st Duke	Oct. 30, 1982
3	3 2nd NC State	Oct. 20, 2001
4.	2 41 times	

MOST FIELD GOALS ATTEMPTED, GAME

FG	OPPONENT	DATE
1.	7 NC State	Oct. 20, 2001
2.	6 Navy	Nov. 18, 1972
3.	5 Duke	Nov. 1, 1958
5	5 VMI	Nov. 10, 1973
5	5 The Citadel	Sept. 18, 1982
5	5 Clemson	Sept. 25, 1993
5	5 Wake Forest	Sept. 14, 1996
5	5 Maryland	Oct. 31, 1998
5	5 Notre Dame	Sept. 1, 2007
5	5 vs. Utah (OT)	Dec. 31, 2011

MOST FIELD GOALS ATTEMPTED, QUARTER

FG	OPPONENT	DATE
1.	3 4th South Carolina	Oct. 7, 1978
3	3 3rd The Citadel	Sept. 18, 1982
3	3 4th Wake Forest	Sept. 14, 1996
3	3 1st Florida State	Nov. 2, 1996
3	3 4th Notre Dame	Sept. 6, 1997
3	3 3rd vs. Miami	Jan. 1, 2000
3	3 2nd North Carolina	Nov. 1, 2001
3	3 2nd NC State	Oct. 4, 2003
3	3 1st Notre Dame	Sept. 1, 2007

MOST FIELD GOALS ATTEMPTED, HALF

FG	OPPONENT	DATE
1.	4 2nd The Citadel	Sept. 18, 1982
4	4 1st Clemson	Sept. 25, 1993
4	4 2nd Wake Forest	Sept. 14, 1996
4	4 2nd NC State	Oct. 20, 2001
4	4 1st NC State	Oct. 4, 2003
4	4 1st Notre Dame	Sept. 1, 2007
7.	3 29 times	

MOST PATS MADE

PAT	OPPONENT	DATE
1.	10 Navy	Sept. 8, 2001
10	10 Elon	Aug. 31, 2013
3.	9 Wake Forest	Nov. 21, 1998
9	9 Samford	Sept. 8, 2007
9	9 Western Carolina	Sept. 1, 2011
9	9 Kansas	Sept. 17, 2011
9	9 Alabama A&M	Nov. 23, 2013
8.	8 eight times	

MOST PATS ATTEMPTED

PAT	OPPONENT	DATE
1.	10 Navy	Sept. 8, 2001
10	10 Elon	Aug. 31, 2013
3.	9 Wake Forest	Nov. 21, 1998
9	9 Samford	Sept. 8, 2007
9	9 Western Carolina	Sept. 1, 2011
9	9 Kansas	Sept. 17, 2011
9	9 Alabama A&M	Nov. 23, 2013
8.	8 eight times	

MOST PATS MISSED

PAT	OPPONENT	DATE
1.	3 LSU	Oct. 13, 1956
3	3 Tennessee	Oct. 11, 1958
3	3 Duke	Oct. 30, 1993
4.	2 six times	

TWO-POINT CONVERSIONS ATTEMPTED

2P	OPPONENT	DATE
1.	4 (1) Georgia	Nov. 27, 1975
2.	3 (3) Duke	Nov. 2, 1968
3	(1) Notre Dame	Nov. 15, 1969
3	(0) vs. Mississippi	Dec. 30, 1971
3	(0) Clemson (OT)	Sept. 29, 2001
3	(0) Virginia	Nov. 10, 2001
3	(2) at Georgia	Nov. 29, 2008
8.	2 18 times	

SAFETIES SCORED

SAF	OPPONENT	DATE
1.	1 Tulane	Oct. 28, 1961
1	1 vs. Texas Tech	Dec. 31, 1965
1	1 Florida State	Sept. 19, 1970
1	1 Florida State	Nov. 13, 1971
1	1 Navy	Nov. 16, 1974
1	1 Chattanooga	Nov. 9, 1985
1	1 Wake Forest	Nov. 18, 1989
1	1 Boston College	Sept. 14, 1991
1	1 Georgia	Nov. 30, 1991
1	1 NC State	Oct. 10, 1998
1	1 Syracuse	Dec. 21, 2004
1	1 Boston College	Sept. 6, 2008

SAFETIES ALLOWED

SAF	OPPONENT	DATE
1.	2 South Carolina	Sept. 11, 1971
2.	1 23 times	

LONGEST KICKOFF RETURN FOR TOUCHDOWN

YDS	OPPONENT	DATE
1.	100 Maryland	Oct. 31, 1998
100	100 North Carolina	Nov. 10, 2012
3.	99 NC State	Oct. 11, 1986
4.	97 Notre Dame	Nov. 5, 1977
97	97 Auburn	Oct. 21, 1978
97	97 BYU	Oct. 27, 2012
7.	95 Georgia	Nov. 30, 1985
8.	93 Tennessee	Nov. 5, 1960
93	93 Tulane	Oct. 27, 1962
10.	91 Tulane	Oct. 26, 1957

MOST PUNT RETURNS FOR TOUCHDOWN

PR	OPPONENT	DATE
1.	2 Navy	Oct. 23, 1965
2.	1 20 times	

LONGEST PUNT RETURN FOR TOUCHDOWN

YDS	OPPONENT	DATE
1.	95 South Carolina	Sept. 16, 1972
2.	87 Auburn	Oct. 20, 1956
3.	86 Navy	Oct. 23, 1965
4.	85 Clemson	Sept. 10, 2009
5.	80 Virginia	Nov. 22, 2003
6.	78 Vanderbilt	Sept. 18, 1965
7.	77 Navy	Oct. 23, 1965
8.	75 Auburn	Oct. 20, 1962
9.	74 Tennessee	Oct. 11, 1958
10.	73 North Carolina	Nov. 15, 2003

TEAM GAME LEADERS

LONGEST FUMBLE RETURN FOR TOUCHDOWN

	YDS	OPPONENT	DATE
1.	90	Wake Forest	Nov. 21, 1998
2.	60	Duke	Sept. 26, 1996
3.	54	Duke	Oct. 3, 1998
4.	43	at NC State	Nov. 8, 2014
5.	42	North Carolina	Sept. 26, 1998
6.	40	Mississippi State	Oct. 3, 2009
7.	38	Virginia Tech	Sept. 30, 2006
8.	34	Virginia	Oct. 17, 1998
9.	32	Furman	Sept. 11, 1993
	32	Maryland	Oct. 6, 2007

MOST BLOCKED KICKS

	BLK	OPPONENT	DATE
1.	2	P/PAT Tulane	Oct. 26, 1957
	2	P/PAT Rice	Sept. 24, 1960
	2	P/P Tulane	Oct. 28, 1961
	2	PAT/PAT Notre Dame	Nov. 18, 1967
	2	FG/FG Auburn	Oct. 18, 1969
	2	FG/FG Georgia	Nov. 27, 1975
	2	FG/FG Boston College	Sept. 14, 1991
	2	P/P Connecticut	Nov. 13, 2004
	2	FG/PAT vs. Mississippi	Dec. 30, 2013

TOTAL OFFENSE

MOST FIRST DOWNS

	FD	OPPONENT	DATE
1.	34	Virginia	Nov. 9, 2000
2.	32	at Georgia	Nov. 27, 2010
	32	at Georgia	Nov. 29, 2014
4.	31	The Citadel	Sept. 22, 1984
	31	Clemson	Oct. 28, 2000
6.	30	NC State	Oct. 11, 1986
	30	NC State	Oct. 30, 1999
	30	Boston College	Oct. 20, 2012
	30	at NC State	Nov. 8, 2014
10.	29	14 times, most recently: at North Carolina	Oct. 18, 2014

MOST FIRST DOWNS BY RUSHING

	FD	OPPONENT	DATE
1.	27	at Georgia	Nov. 29, 2014
2.	26	VMI	Oct. 11, 1975
	26	at Georgia	Nov. 27, 2010
4.	25	South Carolina	Sept. 14, 1974
	25	Virginia	Oct. 2, 1976
6.	24	Middle Tennessee	Sept. 10, 2011
	24	Boston College	Oct. 20, 2012
	24	at NC State	Nov. 8, 2014
9.	23	Texas Tech	Dec. 31, 1965
	23	Auburn	Oct. 18, 1975
	23	Clemson	Dec. 5, 2009
	23	Virginia	Oct. 9, 2010
	23	at Pittsburgh	Oct. 25, 2014

MOST FIRST DOWNS BY PASSING

	FD	OPPONENT	DATE
1.	22	Clemson	Oct. 28, 2000
	22	Virginia	Nov. 10, 2001
3.	18	Duke	Oct. 16, 1999
4.	17	Rice	Sept. 30, 1972
	17	Virginia	Oct. 15, 1994
6.	16	Maryland	Oct. 22, 1994
	16	Virginia	Nov. 9, 2000
	16	Maryland	Oct. 17, 2002
	16	Virginia	Oct. 26, 2002
	16	NC State	Oct. 4, 2003
	16	NC State	Oct. 6, 2005

MOST FIRST DOWNS BY PENALTY

	FD	OPPONENT	DATE
1.	5	Duke	Nov. 16, 2002
	5	South Carolina State	Sept. 4, 2010
3.	4	22 times	

FEWEST FIRST DOWNS

	FD	OPPONENT	DATE
1.	4	Vanderbilt	Sept. 18, 1965
2.	5	Georgia	Nov. 28, 1964
3.	6	Rice	Sept. 24, 1960
	6	Alabama	Nov. 18, 1961
	6	Notre Dame	Nov. 14, 1970
	6	North Carolina	Oct. 4, 1980
	6	Virginia Tech	Sept. 24, 2005
8.	7	Florida	Nov. 23, 1957
	7	Kentucky	Sept. 19, 1959
	7	Duke	Oct. 29, 1960
	7	Auburn	Oct. 21, 1967
	7	Notre Dame	Nov. 8, 1975

FEWEST FIRST DOWNS BY RUSHING

	FD	OPPONENT	DATE
1.	0	Miami	Sept. 28, 1968
	0	North Carolina	Oct. 4, 1980
	0	Arizona	Sept. 1, 1994
4.	1	Florida State	Nov. 5, 1994
	1	Virginia	Oct. 5, 1996
6.	2	Alabama	Nov. 18, 1961
	2	Notre Dame	Nov. 16, 1968
	2	Notre Dame	Nov. 14, 1970
	2	Georgia	Nov. 24, 1979
	2	Clemson	Sept. 26, 1987
	2	Virginia	Oct. 15, 1994
	2	Virginia Tech	Sept. 24, 2005

FEWEST FIRST DOWNS BY PASSING

	FD	OPPONENT	DATE
1.	0	17 times, most recently: South Carolina State, Sept. 4, 2010	

BIGGEST FIRST-DOWN MARGIN

	MAR	OPPONENT	DATE
1.	22	28-6 Texas A&M	Sept. 17, 1966
2.	21	26-5 Tulane	Oct. 27, 1956
	21	31-10 The Citadel	Sept. 22, 1984
4.	19	29-10 Wake Forest	Sept. 14, 1996
	19	34-15 Virginia	Nov. 9, 2000
6.	18	29-11 Virginia	Oct. 2, 1976
7.	17	22-5 Miami	Sept. 26, 1964
	17	26-9 Navy	Nov. 7, 1970
	17	27-10 VMI	Oct. 11, 1975
	17	23-6 Connecticut	Sept. 17, 2005

MOST TOTAL OFFENSE YARDS, GAME

	YDS	OPPONENT	DATE
1.	768	Kansas	Sept. 17, 2011
2.	712	Presbyterian	Sept. 8, 2012
3.	662	Western Carolina	Sept. 1, 2011
4.	627	Virginia	Nov. 9, 2000
5.	623	The Citadel	Sept. 22, 1984
6.	612	at Pittsburgh	Oct. 25, 2014
7.	611	at North Carolina	Oct. 18, 2014
8.	610	Maryland	Oct. 9, 1993
9.	600	VMI	Oct. 11, 1975
10.	597	Vanderbilt	Oct. 31, 2009

MOST TOTAL OFFENSE YARDS, HALF

	YDS	OPPONENT	DATE
1.	431	2nd Kansas	Sept. 17, 2011
2.	418	2nd Maryland	Oct. 9, 1993
3.	407	1st Boston College	Oct. 20, 2012
4.	398	1st The Citadel	Sept. 22, 1984
5.	394	1st Western Carolina	Sept. 1, 2011
6.	390	2nd Air Force	Nov. 11, 1978
7.	386	1st Virginia	Sept. 15, 2012
8.	373	1st Maryland	Nov. 18, 2000
9.	369	1st Wake Forest	Oct. 14, 2000
10.	363	2nd Virginia	Nov. 3, 1990

FEWEST TOTAL OFFENSE YARDS, GAME

	YDS	OPPONENT	DATE
1.	96	Alabama	Nov. 18, 1961
2.	97	Rice	Sept. 24, 1960
3.	110	Florida State	Oct. 2, 1993
4.	112	Auburn	Oct. 18, 1958
5.	115	Duke	Oct. 31, 1959
6.	116	North Carolina	Oct. 4, 1980
7.	119	Notre Dame	Nov. 16, 1968
8.	122	Vanderbilt	Nov. 18, 1965
9.	125	Duke	Oct. 29, 1960
	125	Notre Dame	Nov. 5, 1977

FEWEST TOTAL OFFENSE YARDS, HALF

	YDS	OPPONENT	DATE
1.	-3	2nd Navy	Oct. 23, 1965
2.	0	2nd Miami	Sept. 28, 1968
3.	10	2nd Notre Dame	Nov. 8, 1980
4.	18	2nd Alabama	Nov. 17, 1962
	18	1st Duke	Nov. 1, 1980
6.	20	1st Notre Dame	Nov. 14, 1970
7.	21	2nd Tulane	Oct. 28, 1961
	21	2nd Florida State	Oct. 2, 1993
9.	23	1st Tennessee	Oct. 11, 1969
10.	26	2nd Kentucky	Sept. 19, 1959

MOST OFFENSIVE PLAYS

	PL	OPPONENT	DATE
1.	97	South Carolina	Sept. 12, 1970
	97	Clemson	Oct. 28, 2000
3.	94	Tennessee	Oct. 12, 1968
	94	Virginia	Nov. 9, 2000
5.	92	Rice	Sept. 30, 1972
	92	Virginia	Oct. 2, 1976
	92	Virginia	Oct. 13, 1984
	92	Maryland	Oct. 22, 1994
	92	Georgia	Nov. 27, 2010
10.	91	NC State	Oct. 6, 2005

FEWEST OFFENSIVE PLAYS

	PL	OPPONENT	DATE
1.	38	Duke	Oct. 29, 1960
2.	41	Vanderbilt	Sept. 18, 1965
3.	42	Rice	Sept. 24, 1960
4.	43	Georgia	Nov. 28, 1964
5.	44	Florida	Nov. 23, 1957
	44	Auburn	Oct. 18, 1958
	44	Kentucky	Sept. 19, 1959
	44	Tennessee	Oct. 10, 1959
	44	Georgia	Nov. 27, 1975
10.	45	Auburn	Oct. 15, 1960
	45	Alabama	Nov. 18, 1961

TEAM GAME LEADERS

HIGHEST AVERAGE PER PLAY

AVG	OPPONENT	DATE
1. 13.5	Kansas	Sept. 17, 2011
2. 10.3	Western Carolina	Sept. 1, 2011
3. 9.9	Presbyterian	Sept. 8, 2012
4. 9.6	Virginia	Sept. 15, 2012
5. 9.5	Air Force	Nov. 11, 1978
6. 9.1	Elon	Aug. 31, 2013
7. 8.6	Maryland	Oct. 9, 1993
8. 8.5	The Citadel	Sept. 12, 1987
9. 8.3	Virginia	Oct. 26, 2013
10. 8.2	four times	

LOWEST AVERAGE PER PLAY

AVG	OPPONENT	DATE
1. 2.1	Alabama	Nov. 18, 1961
2.1	Notre Dame	Nov. 8, 1980
3. 2.2	Tennessee	Oct. 8, 1966
2.2	Tennessee	Oct. 9, 1971
2.2	Florida State	Oct. 2, 1993
6. 2.3	Duke	Oct. 31, 1959
2.3	Rice	Sept. 24, 1960
2.3	Notre Dame	Nov. 16, 1968
2.3	North Carolina	Oct. 4, 1980
2.3	Auburn	Oct. 16, 1982

RUSHING

MOST RUSHING YARDS

YDS	OPPONENT	DATE
1. 604	Kansas	Sept. 17, 2011
2. 558	VMI	Oct. 11, 1975
3. 518	Tulane	Oct. 22, 1977
4. 510	Air Force	Nov. 11, 1978
5. 487	South Carolina	Sept. 14, 1974
6. 479	at NC State	Nov. 8, 2014
7. 477	Virginia	Oct. 9, 2010
8. 472	Miami	Nov. 20, 2008
9. 469	Presbyterian	Sept. 8, 2012
10. 465	at Pittsburgh	Oct. 25, 2014

FEWEST RUSHING YARDS

YDS	OPPONENT	DATE
1. -42	Notre Dame	Nov. 16, 1968
2. -3	Navy	Nov. 9, 1968
3. 2	Georgia	Nov. 30, 1968
4. 5	Florida State	Nov. 5, 1994
5. 12	Purdue	Dec. 25, 1978
6. 13	Navy	Oct. 9, 1964
7. 19	Virginia	Oct. 15, 1994
8. 20	Arizona	Sept. 1, 1994
9. 24	Georgia	Nov. 27, 2004
10. 27	Georgia	Dec. 2, 1972

MOST RUSHING ATTEMPTS

ATT	OPPONENT	DATE
1. 86	Virginia	Oct. 2, 1976
2. 82	VMI	Oct. 11, 1975
3. 79	vs. Texas Tech	Dec. 31, 1965
79	Auburn	Oct. 18, 1975
5. 77	Georgia	Nov. 27, 2010
6. 76	Boston College	Oct. 20, 2012
7. 75	Tulane	Oct. 25, 1975
8. 74	Virginia	Oct. 9, 2010
9. 72	Georgia	Nov. 30, 1974
72	Miami	Sept. 20, 1975
72	Duke	Nov. 17, 2012

FEWEST RUSHING ATTEMPTS

ATT	OPPONENT	DATE
1. 19	Arizona	Sept. 1, 1994
19	North Carolina	Oct. 8, 1994
3. 20	Alabama	Sept. 8, 1979
20	Georgia	Nov. 24, 1979
5. 21	Wake Forest	Oct. 5, 2002
6. 22	Georgia	Nov. 30, 2002
7. 23	BYU	Aug. 28, 2003
8. 24	Duke	Oct. 31, 1987
24	South Carolina	Sept. 23, 1989
10. 25	Alabama	Nov. 18, 1961
25	Georgia Tech	Sept. 24, 2005

HIGHEST AVERAGE PER RUSH

AVG	OPPONENT	DATE
1. 12.1	Kansas	Sept. 17, 2011
2. 11.3	Air Force	Nov. 11, 1978
3. 9.2	Virginia	Sept. 15, 2012
4. 8.6	Maryland	Oct. 9, 1993
5. 8.4	Miami	Nov. 20, 2008
6. 8.2	Alabama A&M	Nov. 23, 2013
7. 8.1	Mississippi State	Sept. 20, 2008
8.1	Presbyterian	Sept. 8, 2012
9. 7.8	Clemson	Oct. 3, 1970
7.8	Troy	Sept. 16, 2006

LOWEST AVERAGE PER RUSH

AVG	OPPONENT	DATE
1. -1.3	Notre Dame	Nov. 16, 1968
2. -0.1	Navy	Nov. 9, 1968
3. 0.1	Georgia	Nov. 30, 1968
4. 0.2	Florida State	Nov. 5, 1994
5. 0.3	Navy	Oct. 9, 1964
6. 0.4	Purdue	Dec. 25, 1978
7. 0.6	Georgia	Dec. 2, 1972
0.6	Virginia	Oct. 15, 1994
9. 0.7	Georgia	Nov. 27, 2004
10. 0.9	Miami	Sept. 28, 1968
0.9	Notre Dame	Nov. 14, 1970
0.9	North Carolina	Oct. 30, 1997

PASSING

MOST PASS COMPLETIONS

CMP	OPPONENT	DATE
1. 39	Virginia	Nov. 10, 2001
2. 35	Clemson	Oct. 28, 2000
3. 30	Maryland	Oct. 17, 2002
4. 29	Virginia	Nov. 9, 2000
5. 28	Wake Forest	Nov. 12, 1988
28	Virginia	Sept. 19, 1992
7. 27	Navy	Nov. 9, 1968
27	Georgia	Nov. 29, 1980
27	Georgia	Dec. 5, 1981
27	Maryland	Oct. 22, 1994
27	Duke	Nov. 8, 2003

MOST PASS COMPLETIONS WITHOUT INTERCEPTION

CMP	OPPONENT	DATE
1. 35	Clemson	Oct. 28, 2000
2. 30	Maryland	Oct. 17, 2002
3. 29	Virginia	Nov. 9, 2000
4. 26	Virginia	Oct. 26, 2002
5. 25	North Carolina	Sept. 10, 2005
6. 24	NC State	Oct. 23, 1993
24	North Carolina	Oct. 8, 1994
24	NC State	Oct. 20, 2001
24	NC State	Oct. 4, 2003
10. 23	three times	

FEWEST PASS COMPLETIONS

CMP	OPPONENT	DATE
1. 0	Florida	Nov. 24, 1956
0	Tennessee	Nov. 5, 1960
0	Georgia	Dec. 2, 1961
0	Michigan State	Sept. 18, 1971
0	Notre Dame	Nov. 8, 1975
0	South Carolina	Sept. 11, 1976
0	Notre Dame	Nov. 6, 1976
0	Miami	Sept. 17, 1977
0	Tennessee	Oct. 8, 1977
0	Duke	Oct. 29, 1977
0	Georgia	Nov. 26, 1977

MOST PASS ATTEMPTS

ATT	OPPONENT	DATE
1. 63	Tennessee	Oct. 12, 1968
2. 57	Clemson	Oct. 28, 2000
3. 55	Virginia	Nov. 10, 2001
4. 53	Maryland	Oct. 17, 2002
53	NC State	Oct. 6, 2005
6. 52	Navy	Nov. 9, 1968
7. 50	Virginia	Sept. 19, 1992
50	Florida State	Nov. 5, 1994
50	Maryland	Oct. 22, 1994
49	Georgia	Dec. 5, 1981
49	Duke	Oct. 31, 1987

FEWEST PASS ATTEMPTS

ATT	OPPONENT	DATE
1. 0	Notre Dame	Nov. 6, 1976
0	Tennessee	Oct. 8, 1977
3. 1	Tennessee	Nov. 5, 1960
1	Georgia	Nov. 30, 1974
1	Miami	Sept. 17, 1977
1	Air Force	Oct. 1, 1977
1	Georgia	Nov. 26, 1977
8. 2	Clemson	Sept. 27, 1975
2	Duke	Oct. 29, 1977
10. 3	three times	

MOST PASSES HAD INTERCEPTED

INT	OPPONENT	DATE
1. 7	Wake Forest	Nov. 21, 1987
2. 6	Fresno State	Dec. 31, 2002
3. 5	Tennessee	Nov. 7, 1964
5	Rice	Sept. 30, 1972
5	Duke	Oct. 30, 1976
5	Virginia Tech	Nov. 1, 2007
7. 4	14 times	

MOST YARDS PASSING

YDS	OPPONENT	DATE
1. 486	Virginia	Nov. 10, 2001
2. 454	Clemson	Oct. 28, 2000
3. 416	Duke	Oct. 31, 1987
4. 387	Maryland	Sept. 30, 1999
387	Florida State	Sept. 11, 1999
6. 373	The Citadel	Sept. 12, 1987
7. 371	Rice	Sept. 30, 1972
8. 365	Western Carolina	Sept. 1, 2011
9. 361	Navy	Nov. 17, 1979
10. 354	Maryland	Nov. 18, 2000

TEAM GAME LEADERS

FEWEST YARDS PASSING

YDS	OPPONENT	DATE
1. 0	Florida	Nov. 24, 1956
0	Tennessee	Nov. 5, 1960
0	Georgia	Dec. 2, 1961
0	Michigan State	Sept. 18, 1971
0	Notre Dame	Nov. 8, 1975
0	South Carolina	Sept. 11, 1976
0	Notre Dame	Nov. 6, 1976
0	Miami	Sept. 17, 1977
0	Tennessee	Oct. 8, 1977
0	Duke	Oct. 29, 1977
0	Georgia	Nov. 26, 1977

HIGHEST COMPLETION PERCENTAGE NO MINIMUM

YDS	OPPONENT	DATE
1. 1.000	3-3 vs. Pittsburgh	Dec. 29, 1956
1.000	1-1 Georgia	Nov. 30, 1974
1.000	2-2 Clemson	Sept. 27, 1975
1.000	1-1 Air Force	Oct. 1, 1977
5. .880	22-25 Florida State	Sept. 11, 1999
6. .857	6-7 Tulane	Oct. 26, 1974
7. .833	10-12 Samford	Sept. 8, 2007
.833	5-6 Duke	Oct. 31, 1964
9. .808	21-26 Virginia	Nov. 8, 1997
10. .800	six times	

HIGHEST COMPLETION PERCENTAGE MIN 30 ATTEMPTS

YDS	OPPONENT	DATE
1. .733	22-30 Clemson	Nov. 13, 1999
.733	22-30 Duke	Nov. 15, 1997

HIGHEST COMPLETION PERCENTAGE MIN 40 ATTEMPTS

YDS	OPPONENT	DATE
1. .709	39-55 Virginia	Nov. 10, 2001

LOWEST COMPLETION PERCENTAGE NO MINIMUM

YDS	OPPONENT	DATE
1. .000	0-8 Florida	Nov. 24, 1956
.000	0-1 Tennessee	Nov. 5, 1960
.000	0-6 Georgia	Dec. 2, 1961
.000	0-10 Michigan State	Sept. 18, 1971
.000	0-4 Notre Dame	Nov. 8, 1975
.000	0-8 South Carolina	Sept. 11, 1976
.000	0-0 Notre Dame	Nov. 6, 1976
.000	0-1 Miami	Sept. 17, 1977
.000	0-0 Tennessee	Oct. 8, 1977
.000	0-2 Duke	Oct. 29, 1977
.000	0-1 Georgia	Nov. 26, 1977

LOWEST COMPLETION PERCENTAGE MIN 20 ATTEMPTS

PCT	OPPONENT	DATE
1. .273	6-22 Georgia	Nov. 25, 2006
.273	6-22 Tulane	Oct. 28, 1967

LOWEST COMPLETION PERCENTAGE MIN 30 ATTEMPTS

PCT	OPPONENT	DATE
1. .311	14-45 Wake Forest	Nov. 21, 1987
2. .314	11-35 Notre Dame	Nov. 18, 1967

HIGHEST AVERAGE PER ATTEMPT

AVG	OPPONENT	DATE
1. 42.0	Air Force	Oct. 1, 1977
2. 23.4	Kansas	Sept. 17, 2011
3. 22.8	Western Carolina	Sept. 1, 2011
4. 21.4	Middle Tennessee	Sept. 10, 2011
5. 19.4	Duke	Nov. 14, 2009
6. 19.0	Mississippi State	Oct. 3, 2009
19.0	North Carolina	Sept. 18, 2010
8. 18.6	Tulane	Oct. 26, 1974
9. 17.6	Syracuse	Oct. 19, 2013
17.6	Wofford	Aug. 30, 2014

LOWEST AVERAGE PER ATTEMPT

AVG	OPPONENT	DATE
1. 0.0	0-8 Florida	Nov. 24, 1956
0.0	0-1 Tennessee	Nov. 5, 1960
0.0	0-6 Georgia	Dec. 2, 1961
0.0	0-10 Michigan State	Sept. 18, 1971
0.0	0-4 Notre Dame	Nov. 8, 1975
0.0	0-8 South Carolina	Sept. 11, 1976
0.0	0-1 Miami	Sept. 17, 1977
0.0	0-1 Duke	Oct. 29, 1977
0.0	0-1 Georgia	Nov. 26, 1977
10. 1.3	vs. Iowa	Jan. 5, 2010

HIGHEST AVERAGE PER COMPLETION

AVG	OPPONENT	DATE
1. 51.0 (1)	Virginia Tech	Oct. 17, 2009
2. 45.0 (2)	Duke	Nov. 20, 2010
3. 44.0 (3)	Miami (OT)	Sept. 22, 2012
4. 43.0 (1)	Tulane	Oct. 22, 1977
5. 42.0 (1)	Florida State	Oct. 4, 1975
42.0 (1)	Air Force	Oct. 1, 1977
7. 41.0 (4)	Kansas	Sept. 17, 2011
8. 40.0	Gardner-Webb	Oct. 11, 2008
40.0 (2)	Virginia Tech	Nov. 4, 2010
10. 37.5 (2)	Georgia	Nov. 27, 1975

LOWEST AVERAGE PER COMPLETION

AVG	OPPONENT	DATE
1. 2.7	vs. Tulsa	Jan. 4, 2004
2. 3.0	Pittsburgh	Sept. 21, 1974
3. 4.4	vs. Stanford	Dec. 25, 1991
4. 5.0	Notre Dame	Nov. 18, 1967
5.0	at Tulane	Sept. 6, 2014
6. 5.5	Auburn	Oct. 15, 1977
7. 5.6	Florida State	Oct. 2, 1993
8. 5.8	Notre Dame	Nov. 8, 1980
9. 6.0	Georgia	Nov. 30, 1974
6.0	vs. Iowa	Jan. 5, 2010
6.0	South Carolina State	Sept. 4, 2010

MOST RECEIVERS TO CATCH PASS, GAME

NO	OPPONENT	DATE
1. 12	Georgia	Dec. 5, 1981
2. 11	Auburn	Oct. 18, 1986
11	Chattanooga	Sept. 22, 1990
11	Penn State	Aug. 28, 1991
11	Virginia	Sept. 19, 1992
11	Furman	Sept. 11, 1993
11	Duke	Sept. 24, 1994
11	Virginia	Nov. 9, 2000
9. 10	seven times	

TURNOVERS

MOST FUMBLES

FUM	OPPONENT	DATE
1. 8	SMU	Sept. 28, 1957
8	Kentucky	Sept. 20, 1958
8	Clemson	Oct. 7, 1967
4. 7	Tennessee	Oct. 12, 1968
7	Tennessee	Sept. 9, 1972
7	VMI	Oct. 11, 1975
7	vs. LSU	Dec. 29, 2000
8. 6	17 times	

MOST FUMBLES LOST

FUM	OPPONENT	DATE
1. 6	Tennessee	Oct. 12, 1968
2. 5	Tulane	Oct. 26, 1957
5	Clemson	Oct. 3, 1970
5	Tennessee	Sept. 9, 1972
5	Duke	Oct. 30, 1976
6. 4	17 times	

MOST TURNOVERS

TO	OPPONENT	DATE
1. 10	Duke	Oct. 30, 1976
2. 8	Tennessee	Oct. 12, 1968
8	Clemson	Oct. 3, 1970
8	Tennessee	Sept. 9, 1972
8	Rice	Sept. 30, 1972
8	Wake Forest	Nov. 21, 1987
7. 7	Tennessee	Oct. 11, 1969
7	Notre Dame	Nov. 15, 1969
7	Tennessee	Oct. 10, 1970
7	Fresno State	Dec. 31, 2002

FEWEST TURNOVERS

TO	OPPONENT	DATE
1. 0	87 times, most recently: Miami	Oct. 4, 2014

MOST TOTAL PLAYS WITH TURNOVER, GAME

PL	OPPONENT	DATE
1. 97	Clemson	Oct. 28, 2000
2. 94	Virginia	Nov. 9, 2000
3. 91	Boston College	Nov. 20, 2012
4. 88	Wake Forest	Sept. 14, 1996
5. 86	Duke	Nov. 17, 2012
6. 83	Clemson	Sept. 29, 1973
83	Clemson	Dec. 5, 2009
8. 82	NC State	Oct. 11, 1997
9. 81	four times	

PENALTIES

MOST PENALTIES

PEN	OPPONENT	DATE
1. 19	Florida State	Sept. 9, 2000
2. 14	Duke	Sept. 26, 1996
3. 13	Chattanooga	Sept. 10, 1988
13	Maryland	Oct. 9, 1993
13	Florida State	Sept. 11, 1999
6. 12	Georgia	Nov. 28, 1987
12	Army	Oct. 20, 2007
8. 11	12 times	

FEWEST PENALTIES

PEN	OPPONENT	DATE
1. 0	LSU	Oct. 12, 1957
0	Duke	Oct. 29, 1960
0	Tulane	Oct. 26, 1963
0	TCU	Sept. 21, 1968
0	Navy	Nov. 9, 1968
0	Syracuse	Oct. 19, 2013
7. 1	39 times	

MOST PENALTY YARDS

YDS	OPPONENT	DATE
1. 140	Florida State	Sept. 9, 2000
2. 137	Florida State	Sept. 11, 1999
3. 121	Georgia	Nov. 28, 1987
4. 117	Duke	Sept. 26, 1996
5. 116	Georgia	Dec. 2, 1989
6. 115	Georgia	Nov. 26, 1960
115	Georgia	Nov. 26, 1977
8. 111	Maryland	Oct. 9, 1993
9. 110	Clemson	Oct. 3, 1959
110	SMU	Sept. 20, 1969
110	Army	Oct. 20, 2007

TEAM GAME LEADERS

FEWEST PENALTY YARDS

	YDS	OPPONENT	DATE
1.	0 (0)	LSU	Oct. 12, 1957
	0 (0)	Duke	Oct. 29, 1960
	0 (0)	Tulane	Oct. 26, 1963
	0 (0)	TCU	Sept. 21, 1968
	0 (0)	Navy	Nov. 9, 1968
	0 (0)	Syracuse	Oct. 19, 2013
7.	5	22 times	

PUNTING

MOST PUNTS

	P	OPPONENT	DATE
1.	12	Clemson	Oct. 7, 1967
	12	Notre Dame	Nov. 14, 1970
	12	Clemson	Sept. 26, 1987
	12	Florida State	Oct. 18, 1997
5.	11	nine times	

FEWEST PUNTS

	P	OPPONENT	DATE
1.	0	Maryland	Nov. 22, 1997
	0	Virginia	Nov. 9, 2000
	0	Florida State	Oct. 10, 2009
	0	Georgia	Nov. 28, 2009
	0	Clemson	Dec. 5, 2009
	0	at NC State	Nov. 8, 2014
7.	1	17 times, most recently: Clemson	Nov. 15, 2014

MOST PUNT YARDS

	YDS	OPPONENT	DATE
1.	553	Florida State	Oct. 18, 1997
2.	505	Clemson	Sept. 26, 1987
3.	464	Virginia Tech	Sept. 24, 2005
4.	454	Clemson	Oct. 7, 1967
	454	Auburn	Oct. 16, 1982
6.	453	Boston College	Sept. 15, 2007
7.	443	Notre Dame	Nov. 14, 1970
8.	440	North Carolina	Oct. 4, 1980
9.	434	Notre Dame	Nov. 7, 1981
10.	425	Vanderbilt	Sept. 18, 1965

FEWEST PUNT YARDS

	YDS	OPPONENT	DATE
1.	0	Maryland	Nov. 22, 1997
	0	Virginia	Nov. 9, 2000
	0	Florida State	Oct. 10, 2009
	0	Georgia	Nov. 28, 2009
	0	Clemson	Dec. 5, 2009
	0	at NC State	Nov. 8, 2014
7.	26	Virginia	Nov. 8, 1997
8.	33	NC State	Oct. 30, 1999
9.	34	Navy	Nov. 23, 1996
	34	North Carolina	Sept. 18, 2010

HIGHEST PUNTING AVERAGE MINIMUM 2 ATTEMPTS

	AVG	OPPONENT	DATE
1.	55.5	Clemson (OT)	Sept. 29, 2001
2.	55.0	Boston College	Oct. 4, 1997
3.	54.5	Duke	Nov. 15, 1997
	54.5	Duke	Oct. 16, 1999
5.	52.7	NC State	Oct. 11, 1997
6.	52.5	Duke	Sept. 14, 2013
7.	52.0	NC State	Oct. 1, 1994
	52.0	Middle Tennessee	Sept. 10, 2011
9.	51.8	Florida State	Oct. 24, 1998
	51.8	North Carolina	Nov. 17, 2007

LOWEST PUNTING AVERAGE MINIMUM 2 ATTEMPTS

	AVG	OPPONENT	DATE
1.	13.4	Auburn	Oct. 19, 1974
2.	19.3	Georgia	Nov. 29, 2003
3.	24.3	Alabama	Nov. 17, 1956
4.	24.5	Alabama A&M	Nov. 23, 2013
5.	25.0	Maryland	Nov. 18, 2000
6.	25.1	Georgia	Nov. 26, 1988
7.	25.6	Army	Sept. 25, 1971
8.	25.8	NC State	Oct. 4, 2003
9.	26.2	vs. Miami	Jan. 1, 2000
10.	27.4	Virginia	Sept. 19, 1992

PUNT RETURNS

MOST PUNT RETURNS

	PR	OPPONENT	DATE
1.	9	The Citadel	Sept. 1, 2001
2.	8	Tulane	Oct. 28, 1961
	8	Florida	Sept. 29, 1962
	8	Duke	Oct. 6, 2001
	8	Florida State	Nov. 9, 2002
	8	Duke	Nov. 16, 2002
	8	Samford	Sept. 9, 2006
	8	Samford	Sept. 8, 2007
9.	7	11 times	

MOST PUNT RETURN YARDS

	YDS	OPPONENT	DATE
1.	249	Navy	Oct. 23, 1965
2.	197	Duke	Oct. 29, 1966
3.	149	Auburn	Oct. 20, 1962
4.	136	South Carolina	Sept. 16, 1972
5.	134	Florida State	Sept. 19, 1970
6.	120	Tennessee	Oct. 11, 1958
7.	117	Virginia	Oct. 17, 1998
8.	115	Samford	Sept. 8, 2007
9.	111	North Carolina	Nov. 1, 2001
10.	110	Vanderbilt	Aug. 31, 2002

HIGHEST RETURN AVERAGE MINIMUM 2 RETURNS

	AVG	OPPONENT	DATE
1.	68.0	South Carolina	Sept. 16, 1972
2.	60.0	Tennessee	Oct. 11, 1958
3.	49.8	Navy	Oct. 23, 1965
4.	49.7	Auburn	Oct. 20, 1962
5.	42.0	Virginia	Nov. 22, 2003
	42.0	Miami (OT)	Sept. 22, 2012
7.	37.5	North Carolina	Nov. 15, 2003
8.	36.5	Citadel	Sept. 30, 1978
	36.5	Wake Forest	Nov. 21, 1998
10.	33.7	Duke	Oct. 31, 1992

LOWEST RETURN AVERAGE MINIMUM 2 RETURNS

	AVG	OPPONENT	DATE
1.	-14.5	Georgia (OT)	Nov. 27, 1999
2.	-4.6	Miami	Nov. 19, 2005
3.	-4.0	vs. Air Force	Dec. 27, 2010
4.	-3.5	NC State	Oct. 23, 1993
5.	-1.5	Auburn	Oct. 18, 1975
	-1.5	Vanderbilt	Oct. 31, 2009
7.	-1.0	vs. Utah	Dec. 29, 2005
	-1.0	Virginia	Sept. 21, 2006
9.	-0.5	Florida State	Nov. 13, 1971
	-0.5	Duke	Oct. 4, 2008

KICK RETURNS

MOST KICKOFF RETURNS

	KR	OPPONENT	DATE
1.	11	Notre Dame	Nov. 5, 1977
2.	9	Georgia	Nov. 30, 2002
	9	Clemson	Nov. 14, 2013
4.	8	Duke	Nov. 2, 1968
	8	Duke	Oct. 31, 1987
	8	Virginia	Nov. 6, 1999
7.	7	17 times	

FEWEST KICKOFF RETURNS

	KR	OPPONENT	DATE
1.	0	27 times, most recently: BYU	Oct. 12, 2013

MOST KICKOFF RETURN YARDS

	YDS	OPPONENT	DATE
1.	284 (11)	Notre Dame	Nov. 5, 1977
2.	236 (6)	Duke	Oct. 27, 1990
3.	230 (7)	North Carolina	Nov. 10, 2012
4.	204 (7)	Middle Tennessee	Sept. 29, 2012
5.	184 (6)	Duke	Oct. 28, 1989
6.	182 (6)	BYU	Oct. 27, 2012
7.	178 (7)	Georgia	Nov. 27, 1975
8.	173 (7)	NC State	Sept. 25, 2010
9.	171 (4)	Clemson	Oct. 13, 1990
10.	170 (7)	Virginia	Sept. 16, 1993

HIGHEST RETURN AVERAGE MINIMUM 2 ATTEMPTS

	AVG	OPPONENT	DATE
1.	60.5	Tulane	Oct. 26, 1957
2.	57.5	Auburn	Oct. 21, 1978
3.	52.0	Maryland	Oct. 31, 1998
4.	48.5	Tulane	Oct. 27, 1962
5.	47.3	Samford	Sept. 8, 2007
6.	46.3	Duke	Nov. 14, 2009
7.	45.0	Western Carolina	Nov. 4, 1989
8.	42.8	Clemson	Oct. 13, 1990
9.	39.2	Duke	Oct. 27, 1990
10.	38.5	Georgia	Dec. 1, 1962
	38.5	NC State	Oct. 4, 2003

LOWEST RETURN AVERAGE MINIMUM 2 ATTEMPTS

	AVG	OPPONENT	DATE
1.	0.0 (2)	USC	Sept. 22, 1961
2.	3.5 (2)	Jacksonville State	Aug. 28, 2008
3.	5.0 (2)	Clemson	Sept. 24, 1983
4.	6.5 (2)	Middle Tennessee	Oct. 16, 2010
5.	7.0 (4)	North Carolina	Oct. 20, 1990
6.	7.5 (2)	Georgia	Dec. 2, 1961
	7.5 (2)	New Mexico State	Sept. 12, 1998
8.	7.6 (5)	Iowa State	Dec. 18, 1972
9.	7.7 (3)	Georgia	Nov. 30, 1974
10.	8.0	four times	

TEAM GAME LEADERS

DEFENSE

MOST INTERCEPTIONS

	INT	OPPONENT	DATE
1.	5	Duke	Nov. 1, 1969
	5	Tulane	Oct. 24, 1970
	5	VMI	Nov. 10, 1973
	5	Chattanooga	Sept. 22, 1990
5.	4	20 times	

MOST INTERCEPTION RETURN YARDS

	YDS	OPPONENT	DATE
1.	173 (3)	Elon	Aug. 31, 2013
2.	147 (3)	Clemson	Nov. 15, 2014
3.	139 (3)	Tulane	Oct. 22, 1966
4.	137 (4)	Wake Forest	Nov. 17, 1990
5.	135 (3)	Notre Dame	Nov. 15, 1969
6.	126 (2)	Samford	Sept. 9, 2006
7.	119 (2)	at NC State	Nov. 8, 2014
8.	117 (2)	Western Carolina	Sept. 10, 2004
9.	95 (2)	NC State	Sept. 9, 1989
10.	93 (5)	Tulane	Oct. 24, 1970

MOST FUMBLE RETURNS

	FR	OPPONENT	DATE
1.	3 (0)	UCF	Oct. 26, 1996
2.	2 (0)	NC State	Nov. 11, 1995
	2 (28)	New Mexico State	Sept. 12, 1998
	2 (90)	Wake Forest	Nov. 21, 1998
	2 (24)	Maryland	Oct. 23, 2003
	2 (10)	Miami	Oct. 28, 2006
	2 (2)	Alabama A&M	Nov. 23, 2013

MOST FUMBLE RETURN YARDS

	YDS	OPPONENT	DATE
1.	90 (2)	Wake Forest	Nov. 21, 1998
2.	60 (1)	Duke	Sept. 26, 1996
3.	54 (1)	Duke	Oct. 3, 1998
4.	43 (1)	at NC State	Nov. 8, 2014
5.	4 (1)	North Carolina	Sept. 26, 1998
6.	40 (1)	Mississippi State	Oct. 3, 2009
7.	38 (1)	Virginia Tech	Sept. 30, 2006
8.	34 (1)	Virginia	Oct. 17, 1998
9.	32 (1)	Maryland	Oct. 6, 2007
10.	30 (1)	Tulane	Oct. 24, 1970

MOST TACKLES FOR LOSS

	TFL	OPPONENT	DATE
1.	19	Notre Dame	Sept. 1, 2007
2.	18	Auburn	Sept. 6, 2003
3.	17	Maryland	Nov. 22, 1997
	17	Clemson (OT)	Sept. 29, 2001
5.	16	NC State	Oct. 4, 2003
6.	15	Florida State	Dec. 1, 2001
	15	NC State	Nov. 6, 2004
8.	14	Navy	Sept. 16, 2000
	14	Gardner-Webb	Oct. 11, 2008
10.	13	four times	

MOST PASS BREAK-UPS

	PBU	OPPONENT	DATE
1.	19	Chattanooga	Nov. 9, 1985
2.	18	Tulane	Oct. 25, 1975
3.	15	Tulane	Oct. 23, 1971
4.	14	Maryland	Sept. 28, 1995
5.	12	Tulane	Nov. 8, 1969
	12	Western Carolina	Oct. 12, 1985
7.	11	Florida State	Oct. 4, 1975
	11	Tulane	Oct. 22, 1977
	11	Wake Forest	Nov. 4, 1995
	11	Georgia	Nov. 25, 2000
	11	BYU	Sept. 21, 2002

MOST SACKS

	SKS	OPPONENT	DATE
1.	11	Maryland	Oct. 6, 1990
	11	Maryland	Oct. 9, 1993
3.	9	NC State	Sept. 14, 1985
	9	Notre Dame	Sept. 1, 2007
5.	8	NC State	Oct. 3, 1992
	8	Duke	Oct. 21, 2000
	8	Duke	Nov. 10, 2007
8.	7	10 times	

MOST SACK YARDS

	YDS	OPPONENT	DATE
1.	70 (7)	vs. Tulsa	Jan. 4, 2004
2.	69 (9)	Notre Dame	Sept. 1, 2007
3.	67 (11)	Maryland	Oct. 9, 1993
4.	66 (8)	Duke	Oct. 21, 2000
5.	65 (11)	Maryland	Oct. 6, 1990
6.	62 (7)	Maryland	Oct. 9, 2004
7.	61 (6)	Maryland	Sept. 28, 1995
8.	56 (7)	NC State	Sept. 14, 1985
	56 (7)	Maryland	Nov. 22, 1997
10.	54 (6)	Boston College	Sept. 14, 1991

MISCELLANEOUS

MOST THIRD-DOWN CONVERSIONS

	3D	OPPONENT	DATE
1.	14 (of 19)	Virginia	Nov. 9, 2000
2.	13 (of 23)	Tulane	Oct. 4, 1958
	13 (of 18)	Virginia	Oct. 5, 1974
	13 (of 21)	West Virginia	Dec. 29, 1997
	13 (of 20)	Maryland	Oct. 8, 2011
	13 (of 20)	Boston College	Oct. 20, 2012
	13 (of 20)	Duke	Nov. 17, 2012
8.	12	seven times	

HIGHEST THIRD-DOWN CONVERSION PERCENTAGE

	PCT	OPPONENT	DATE
1.	.889	Elon	Aug. 31, 2013
2.	.833	at Tulane	Sept. 6, 2014
3.	.800	Florida State	Oct. 10, 2009
	.800	at NC State	Nov. 8, 2014
5.	.777	Wake Forest	Nov. 21, 1998
6.	.750	USC	Sept. 22, 1961
	.750	Western Carolina	Sept. 1, 2011
8.	.737	Virginia	Nov. 9, 2000
9.	.727	Virginia	Nov. 5, 1966
	.727	Wake Forest	Nov. 18, 1989
	.727	Virginia	Nov. 8, 1997

FEWEST THIRD-DOWN CONVERSIONS

	3D	OPPONENT	DATE
1.	0	0-13	North Carolina
	0	0-10	BYU
3.	1	15 times	

LOWEST THIRD-DOWN CONVERSION PERCENTAGE

	PCT	OPPONENT	DATE
1.	.000	0-13	North Carolina
	.000	0-10	BYU
3.	.067	1-15	Notre Dame
4.	.077	1-13	Georgia
	.077	1-13	vs. Miami
6.	.083	1-12	Florida
	.083	1-12	Clemson
	.083	1-12	Maryland
9.	.091	1-11	Georgia
	.091	1-11	Notre Dame

MOST THIRD-DOWN ATTEMPTS

	3D	OPPONENT	DATE
1.	23 (13)	Tulane	Oct. 4, 1958
	23 (11)	Clemson	Oct. 28, 2000
	23 (11)	Maryland (OT)	Oct. 11, 2001
4.	21 (9)	Georgia	Dec. 1, 1973
	21 (12)	Virginia	Oct. 13, 1984
	21 (11)	North Carolina	Oct. 21, 1989
	21 (13)	vs. West Virginia	Dec. 29, 1997
8.	20	17 times	

MOST FOURTH-DOWN CONVERSIONS

	4D	OPPONENT	DATE
1.	5 (of 7)	LSU	Oct. 13, 1956
	5 (of 5)	Duke	Nov. 2, 1957
	5 (of 6)	Auburn	Oct. 18, 1986
4.	4 (of 5)	Tennessee	Oct. 10, 1970
	4 (of 4)	Duke	Nov. 17, 2012
	4 (of 4)	Florida State	Dec. 1, 2012
	4 (of 5)	Miami	Oct. 5, 2013
8.	3	23 times	

MOST FOURTH-DOWN ATTEMPTS

	4D	OPPONENT	DATE
1.	7 (5)	LSU	Oct. 13, 1956
	7 (3)	Georgia	Nov. 24, 2012
3.	6 (3)	Notre Dame	Nov. 15, 1969
	6 (5)	Auburn	Oct. 18, 1986
6.	5	12 times	Dec. 31, 2008

MOST TIME OF POSSESSION

	TOP	OPPONENT	DATE
1.	43:45	Boston College	Oct. 20, 2012
2.	42:43	Virginia	Oct. 24, 2009
3.	42:39	South Carolina	Sept. 12, 1970
4.	42:10	Wake Forest	Sept. 14, 1996
5.	42:06	North Carolina	Sept. 26, 2009
6.	40:46	Duke	Nov. 1, 1986
7.	40:45	Miami	Oct. 4, 2014
8.	40:38	North Carolina	Sept. 21, 2013
9.	39:56	Georgia	Nov. 24, 2012
10.	39:54	Georgia	Nov. 30, 1974

LOWEST TIME OF POSSESSION

	TOP	OPPONENT	DATE
1.	16:38	Alabama	Sept. 8, 1979
2.	18:28	North Carolina	Oct. 8, 1994
3.	19:01	Clemson	Sept. 27, 1986
4.	19:08	Georgia	Nov. 24, 1979
5.	19:35	Arizona	Sept. 1, 1994
6.	19:53	Navy	Nov. 12, 1977
7.	20:09	Georgia	Nov. 25, 1993
8.	20:50	Duke	Oct. 21, 2000
9.	20:54	BYU	Aug. 28, 2003
10.	20:54	North Carolina	Oct. 16, 1993

MOST PLAYERS TO SCORE TOUCHDOWN

	PL	OPPONENT	DATE
1.	9	Elon	Aug. 31, 2013
2.	8	Navy	Sept. 8, 2001
	8	Presbyterian	Sept. 8, 2012
4.	7	Wake Forest	Nov. 21, 1998
	7	Western Carolina	Sept. 1, 2011
	7	Alabama A&M	Nov. 23, 2013
7.	6	11 times	

TEAM GAME LEADERS

MOST PLAYERS TO RUSH FOR TOUCHDOWN

	PL	OPPONENT	DATE
1.	6	Samford	Sept. 8, 2007
	6	Kansas	Sept. 17, 2011
	6	Presbyterian	Sept. 8, 2012
	6	Elon	Aug. 31, 2013
	6	Alabama A&M	Nov. 23, 2013
6.	5	Western Carolina	Sept. 1, 2011
	5	North Carolina	Nov. 10, 2012
	5	at Pittsburgh	Oct. 25, 2014
9.	4	27 times, most recently: at NC State	Nov. 8, 2014

MOST PLAYERS TO CATCH TOUCHDOWN

	PL	OPPONENT	DATE
1.	4	Clemson	Nov. 13, 1999
	4	Georgia (OT)	Nov. 27, 1999
3.	3	27 times	

MOST PLAYERS TO THROW FOR TOUCHDOWN

	PL	OPPONENT	DATE
1.	3	Tulane	Oct. 27, 1956
	3	North Carolina	Nov. 17, 2007
3.	2	32 times	

LONGEST SCORING DRIVES (PLAYS)

	PL	OPPONENT	DATE
1.	20	Duke	Nov. 1, 1975
	20	Navy	Nov. 15, 1975
	20	North Carolina	Nov. 11, 2006
	20 (FG)	North Carolina	Sept. 18, 2010
	20	Miami	Oct. 22, 2011
6.	19	Duke	Nov. 3, 1962
	19 (FG)	Army	Sept. 25, 1971
	19	Virginia	Oct. 15, 2011
9.	18	11 times	

LONGEST SCORING DRIVES (TIME)

	TOP	OPPONENT	DATE
1.	10:47	Virginia	Oct. 24, 2009
2.	10:32 (FG)	North Carolina	Sept. 18, 2010
3.	10:30	North Carolina	Nov. 11, 2006
4.	9:41	Middle Tennessee	Sept. 10, 2011
5.	9:31	Virginia	Oct. 15, 2011
6.	9:30	Navy	Nov. 15, 1975
7.	9:27	Florida State	Oct. 24, 1998
8.	9:25	Middle Tennessee	Sept. 10, 2011
9.	9:15	Miami	Oct. 22, 2011
10.	9:13	Duke	Nov. 1, 1975

LONGEST SCORING DRIVES (YARDS)

	YDS	OPPONENT	DATE
1.	99	Tulane	Oct. 22, 1977
	99	Maryland	Oct. 8, 1988
	99	Samford	Sept. 4, 2004
	99	Elon	Aug. 31, 2013
5.	98	South Carolina	Oct. 19, 1991
	98	New Mexico State	Sept. 12, 1998
	98	Maryland	Nov. 18, 2000
	98	Middle Tennessee	Sept. 10, 2011
9.	97	five times, most recently: vs. Florida State	Dec. 6, 2014

SHORTEST SCORING DRIVES (PLAYS)

	YDS	OPPONENT	DATE
1.	1	109 times, most recently: at Pittsburgh (3 times)	Oct. 25, 2014

SHORTEST SCORING DRIVES (TIME)

	TOP	OPPONENT	DATE
1.	0:03	Wake Forest	Sept. 20, 1997
	0:03	Connecticut	Sept. 7, 2002
	0:03	Duke	Oct. 15, 2005
	0:03	Duke	Nov. 14, 2009
5.	0:04	VMI	Nov. 8, 1986
	0:04	New Mexico State	Sept. 12, 1998
	0:04	Navy	Sept. 16, 2000
8.	0:05	five times	

SHORTEST SCORING DRIVES (YARDS)

	YDS	OPPONENT	DATE
1.	-6 (FG)	Duke	Nov. 1, 1969
2.	-5 (FG)	Auburn	Oct. 15, 1977
	-5 (FG)	Georgia	Nov. 25, 2006
4.	-2 (FG)	Notre Dame	Nov. 18, 1967
	-2 (FG)	Notre Dame	Nov. 8, 1975
6.	0 (FG)	Baylor	Nov. 7, 1992
7.	1	11 times, most recently: at Tulane	Sept. 6, 2014

INDIVIDUAL GAME BESTS

RUSHING

MOST RUSHING ATTEMPTS

	ATT	PLAYER	OPPONENT	DATE
1.	39	Robert Lavette	Tennessee	Oct. 23, 1982
	39	Jerry Mays	Georgia	Dec. 2, 1989
3.	38	Robert Lavette	Georgia	Nov. 27, 1982
4.	37	Tashard Choice	Miami	Oct. 13, 2007
5.	36	Robert Lavette	Virginia	Oct. 13, 1984
	36	Tony Hollings	BYU	Sept. 21, 2002
	36	P.J. Daniels	North Carolina	Nov. 15, 2003
8.	35	C.J. Williams	Duke	Oct. 7, 1995
9.	34	Joe Burns	Syracuse	Aug. 26, 2001
	34	Joe Burns	NC State	Oct. 20, 2001
	34	Joe Burns	North Carolina	Nov. 1, 2001
	34	Tashard Choice	NC State	Nov. 4, 2006
	34	Anthony Allen	Duke	Nov. 20, 2010
14.	33	Lenny Snow	Texas Tech	Dec. 31, 1965
	33	Brent Cunningham	Duke	Nov. 1, 1969
	33	Robert Lavette	Memphis State	Sept. 25, 1982
	33	P.J. Daniels	Wake Forest	Oct. 11, 2003
	33	Tashard Choice	North Carolina	Nov. 17, 2007
19.	32	Ajenavi Eziemefe	North Carolina	Sept. 28, 2002
	32	Lenny Snow	Tulane	Oct. 28, 1967
	32	Tashard Choice	North Carolina	Nov. 11, 2006
	32	Tashard Choice	Clemson	Sept. 29, 2007
	32	Tashard Choice	Maryland	Oct. 6, 2007
	32	Josh Nesbitt	North Carolina	Sept. 26, 2009
	32	Tevin Washington	Maryland	Oct. 8, 2011

MOST RUSHING YARDS

	YDS	PLAYER	OPPONENT	DATE
1.	356	Eddie Lee Ivery	Air Force	Nov. 11, 1978
2.	307	P.J. Daniels	Tulsa	Jan. 4, 2004
3.	240	P.J. Daniels	North Carolina	Nov. 15, 2003
4.	229	Jimmy Lincoln	Virginia	Sept. 19, 1991
5.	217	Brent Cunningham	Clemson	Oct. 3, 1970
6.	214	Roddy Jones	Georgia	Nov. 29, 2008
7.	207	Jerry Mays	Georgia	Dec. 2, 1989
8.	206	Jerry Mays	Western Carolina	Oct. 12, 1985
	206	C.J. Williams	Wake Forest	Nov. 19, 1994
10.	204	Tashard Choice	Miami	Oct. 13, 2007
11.	203	Robert Lavette	Georgia	Nov. 27, 1982
12.	198	Joe Burns	North Carolina	Nov. 1, 2001
13.	197	Robert Lavette	Navy	Nov. 14, 1981
14.	196	Tashard Choice	Notre Dame	Sept. 1, 2007
15.	195	Anthony Allen	Virginia	Oct. 9, 2010
16.	190	Brent Cunningham	Duke	Nov. 1, 1969
17.	189	Jonathan Dwyer	Wake Forest (OT)	Nov. 7, 2009
	189	Tony Hollings	BYU	Sept. 21, 2002
19.	188	Jerry Mays	NC State	Oct. 11, 1986
20.	186	Jonathan Dwyer	Vanderbilt	Oct. 31, 2009

MOST TOUCHDOWNS SCORED BY RUSHING

	TD	PLAYER	OPPONENT	DATE
1.	4	George Maloof	Georgia	Dec. 1, 1951
	4	Robert Lavette	Virginia	Nov. 6, 1982
	4	Tony Hollings	Connecticut	Sept. 7, 2002
	4	P.J. Daniels	Tulsa	Jan. 4, 2004
	4	Tevin Washington	Middle Tennessee	Sept. 29, 2012
6.	3	39 times, most recently: Synjyn Days Justin Thomas	vs. Mississippi State vs. Mississippi State	Dec. 31, 2014 Dec. 31, 2014

LONGEST RUSHING ATTEMPTS ALL GAMES

YDS	PLAYER	OPPONENT	DATE
95 (t)	Orwin Smith	Kansas	Sept. 17, 2011
88 (t)	Jonathan Dwyer	Mississippi State	Sept. 20, 2008
87 (t)	Bob McCoy	Citadel	Nov. 20, 1948
85 (t)	Jonathan Dwyer	at North Carolina	Nov. 8, 2008
85 (t)	Gerry Bussell	at Georgia	Dec. 1, 1962
85 (t)	Morris Harrison	Citadel	Oct. 25, 1947
83 (t)	Robert Lavette	Navy	Nov. 14, 1981
82 (t)	Anthony Allen	Clemson	Sept. 10, 2009
80 (t)	Eddie Lee Ivery	at Air Force	Nov. 11, 1978
79	Vad Lee	Presbyterian	Sept. 8, 2012
79 (t)	Jerry Mays	NC State	Oct. 11, 1986
77 (t)	Orwin Smith	Virginia	Sept. 15, 2012
77 (t)	Orwin Smith	Western Carolina (th)	Sept. 1, 2011
77 (t)	Bill Teas	LSU	Oct. 9, 1954
75 (t)	DeAndre Smelter	at North Carolina	Oct. 18, 2014
75 (t)	Jimmy Lincoln	Furman	Sept. 11, 1993
74 (t)	Jonathan Dwyer	Jacksonville State	Sept. 5, 2009
73 (t)	Orwin Smith	at North Carolina	Sept. 18, 2010
73 (t)	Tashard Choice	Samford	Sept. 8, 2007
73	Nate Kelsey	at Virginia	Sept. 20, 1986
73 (t)	Eddie Lee Ivery	at Air Force	Nov. 11, 1978
73	George Volkert	Florida State	Oct. 22, 1955
72 (t)	Tony Hollings	at Clemson	Sept. 14, 2002
72 (t)	Robert Lavette	Georgia	Nov. 26, 1983
72 (t)	Rodney Lee	at Tennessee	Oct. 8, 1977
71 (t)	Joshua Nesbitt	at Virginia Tech (th)	Nov. 4, 2010
71	Charles Wiley	at Wake Forest	Nov. 4, 1995
70	Robert Lavette	North Carolina	Oct. 3, 1981

HISTORIC

YDS	PLAYER	OPPONENT	DATE
82 (t)	Buck Flowers	Georgetown	Nov. 13, 1920

ACC GAMES

YDS	PLAYER	OPPONENT	DATE
85 (t)	Jonathan Dwyer	at North Carolina	Nov. 8, 2008
82 (t)	Anthony Allen	lemson	Sept. 10, 2009
79 (t)	Jerry Mays	NC State	Oct. 11, 1986
77 (t)	Orwin Smith	Virginia	Sept. 15, 2012
73 (t)	Orwin Smith	at North Carolina	Sept. 18, 2010
73	Nate Kelsey	at Virginia	Sept. 20, 1986

PASSING

MOST PASS ATTEMPTS

ATT	PLAYER	OPPONENT	DATE	
1.	61	Larry Good	Tennessee	Oct. 12, 1968
2.	57	George Godsey	Clemson	Oct. 28, 2000
3.	55	George Godsey	Virginia	Nov. 10, 2001
4.	53	Reggie Ball	NC State	Oct. 6, 2005
5.	49	Darrell Gast	Duke	Oct. 31, 1987
6.	47	Tommy Luginbill	Florida State	Nov. 5, 1994
	47	Reggie Ball	Duke	Nov. 8, 2003
	47	Reggie Ball	North Carolina	Sept. 10, 2005
9.	46	Michael Kelley	Georgia	Nov. 29, 1980
	46	Todd Rampley	Wake Forest	Nov. 12, 1988
	46	Shawn Jones	Georgia	Nov. 28, 1992
12.	45	Tommy Luginbill	Virginia	Oct. 15, 1994
	45	George Godsey	Maryland (OT)	Oct. 11, 2001
	45	A.J. Suggs	Maryland	Oct. 17, 2002
15.	44	Eddie McAshan	Miami	Sept. 26, 1970
	44	Michael Kelley	Georgia	Dec. 5, 1981
	44	Rick Strom	North Carolina	Sept. 19, 1987
	44	A.J. Suggs	Florida State	Nov. 9, 2002
19.	43	Shawn Jones	Virginia	Sept. 19, 1992
	43	Sean Jones	Wake Forest	Nov. 14, 1992
	43	George Godsey	NC State (OT)	Sept. 21, 2000

INDIVIDUAL GAME BESTS

MOST PASS COMPLETIONS

COMP	PLAYER	OPPONENT	DATE	
1.	39	George Godsey	Virginia	Nov. 10, 2001
2.	35	George Godsey	Clemson	Oct. 28, 2000
3.	29	George Godsey	Virginia	Nov. 9, 2000
4.	28	A.J. Suggs	Maryland	Oct. 17, 2002
5.	27	Michael Kelley	Georgia	Nov. 29, 1980
	27	Reggie Ball	Duke	Nov. 8, 2003
7.	26	Shawn Jones	Georgia	Nov. 28, 1992
	26	George Godsey	Maryland (OT)	Oct. 11, 2001
	26	A.J. Suggs	Virginia	Oct. 26, 2002
10.	25	Larry Good	Tennessee	Oct. 12, 1968
	25	Michael Kelley	Georgia	Dec. 5, 1981
	25	Todd Rampley	Wake Forest	Nov. 12, 1988
	25	Shawn Jones	Virginia	Sept. 19, 1992
	25	Tommy Luginbill	Virginia	Oct. 15, 1994
	25	George Godsey	Florida State	Dec. 1, 2001
16.	24	10 times		

HIGHEST COMPLETION PERCENTAGE [MINIMUM 10 ATTEMPTS]

COMP	PLAYER	OPPONENT	DATE		
1.	.880	22-25	Joe Hamilton	Florida State	Sept. 11, 1999
2.	.875	14-16	George Godsey	Citadel	Sept. 1, 2001
3.	.867	13-15	Kim King	Auburn	Oct. 16, 1965
4.	.818	9-11	James Person	Georgia	Nov. 30, 1968
5.	.809	17-21	Joe Hamilton	Maryland	Nov. 22, 1997
6.	.808	21-26	Joe Hamilton	Virginia	Nov. 8, 1997
7.	.800	12-15	Kim King	Duke	Oct. 30, 1965
	.800	12-15	James Stevens	Iowa State	Dec. 18, 1972
9.	.789	15-19	Joe Hamilton	Duke	Sept. 26, 1996
10.	.786	11-14	John Williams	Texas Tech	Dec. 19, 1970
	.786	11-14	Joshua Nesbitt	Mississippi State	Oct. 3, 2009
12.	.784	29-37	George Godsey	Virginia	Nov. 9, 2000
13.	.778	14-18	Jim Bob Taylor	Citadel	Sept. 18, 1982
14.	.769	10-13	A.J. Suggs	Vanderbilt	Aug. 31, 2002
15.	.762	16-21	George Godsey	Wake Forest	Oct. 14, 2000
16.	.750	12-16	Billy Lothridge	Duke	Nov. 3, 1962
	.750	18-24	James Stevens	Clemson	Sept. 29, 1973
	.750	15-20	Shawn Jones	Georgia	Dec. 1, 1990
	.750	18-24	Joe Hamilton	Wake Forest	Sept. 14, 1996
20.	.741	20-27	George Godsey	Wake Forest	Nov. 17, 2001

MOST COMPLETIONS WITHOUT AN INTERCEPTION

COMP	PLAYER	OPPONENT	DATE	
1.	35	George Godsey	Clemson	Oct. 28, 2000
2.	29	George Godsey	Virginia	Nov. 9, 2000
3.	28	A.J. Suggs	Maryland	Oct. 17, 2002
4.	26	A.J. Suggs	Virginia	Oct. 26, 2002
5.	25	Shawn Jones	Virginia	Sept. 19, 1992
6.	24	Donnie Davis	NC State	Oct. 23, 1993
	24	Tommy Luginbill	North Carolina	Oct. 8, 1994
	24	George Godsey	NC State	Oct. 20, 2001
	24	Reggie Ball	NC State	Oct. 4, 2003
	24	Reggie Ball	North Carolina	Sept. 10, 2005
11.	23	Joe Hamilton	Duke	Oct. 16, 1999
	23	George Godsey	Stanford	Dec. 27, 2001
13.	22	Joe Hamilton	Duke	Nov. 15, 1997
	22	Joe Hamilton	Florida State	Sept. 11, 1999
	22	Reggie Ball	Connecticut	Nov. 13, 2004
	22	Taylor Bennett	Maryland	Oct. 6, 2007
17.	21	Shawn Jones	Clemson	Sept. 26, 1992
	21	Joe Hamilton	NC State	Oct. 11, 1997
	21	Joe Hamilton	Virginia	Nov. 8, 1997
20.	20	Joe Hamilton	Duke	Oct. 3, 1998
	20	Taylor Bennett	Boston College	Sept. 15, 2007

MOST INTERCEPTIONS THROWN

INT	PLAYER	OPPONENT	DATE	
1.	5	Jerry Priestley	Tennessee	Nov. 7, 1964
	5	Eddie McAshan	Rice	Sept. 30, 1972
3.	4	Stanley Gann	Auburn	Oct. 15, 1960
	4	Marvin Hoffman	Tennessee	Oct. 11, 1969
	4	Eddie McAshan	Tennessee	Oct. 10, 1970
	4	James Stevens	South Carolina	Sept. 15, 1973
	4	Michael Kelley	Alabama	Sept. 8, 1979
	4	Michael Kelley	Georgia	Nov. 24, 1979
	4	Joel Peoples	Auburn	Oct. 18, 1980
	4	Darrell Gast	Wake Forest	Nov. 21, 1987
	4	Demarius Bilbo	Fresno State	Dec. 31, 2002
	4	Taylor Bennett	Virginia Tech	Nov. 1, 2007
13.	3	40 times		

MOST PASSING YARDS

YDS	PLAYER	OPPONENT	DATE	
1.	486	George Godsey	Virginia	Nov. 10, 2001
2.	454	George Godsey	Clemson	Oct. 28, 2000
3.	416	Darrell Gast	Duke	Oct. 31, 1987
4.	387	Joe Hamilton	Florida State	Sept. 11, 1999
	387	Joe Hamilton	Maryland	Sept. 30, 1999
6.	371	Eddie McAshan	Rice	Sept. 30, 1972
7.	361	Michael Kelley	Navy	Nov. 17, 1979
8.	354	George Godsey	Maryland	Nov. 18, 2000
9.	341	Joe Hamilton	Georgia (OT)	Nov. 27, 1999
10.	337	Joe Hamilton	Virginia	Nov. 8, 1997
11.	333	Michael Kelley	Georgia	Nov. 29, 1980
	333	George Godsey	Wake Forest	Oct. 14, 2000
13.	326	Taylor Bennett	West Virginia	Jan. 1, 2007
14.	324	Joe Hamilton	Duke	Oct. 16, 1999
15.	323	George Godsey	Virginia	Nov. 9, 2000
16.	322	Joe Hamilton	Clemson	Nov. 13, 1999
17.	320	George Godsey	Maryland (OT)	Oct. 11, 2001
	320	Reggie Ball	North Carolina	Sept. 10, 2005
19.	319	Kim King	Virginia	Nov. 13, 1965
20.	317	Rick Strom	Citadel	Sept. 12, 1987

HIGHEST PASS EFFICIENCY [MINIMUM 10 PASS ATTEMPTS]

EFF	STATS	PLAYER	OPPONENT	DATE	
1.	312.80	[8-13, 271, 3 TD]	Tevin Washington	Western Carolina	Sept. 1, 2011
2.	289.80	[6-10, 195, 2 TD]	Joshua Nesbitt	Duke	Nov. 14, 2009
3.	275.30	[11-15, 282, 2 TD]	Justin Thomas	Wofford	Aug. 30, 2014
4.	272.25	[16-21, 333, 4 TD]	George Godsey	Wake Forest	Oct. 14, 2000
5.	270.83	[22-25, 387, 4 TD]	Joe Hamilton	Florida State	Sept. 11, 1999
6.	261.74	[11-14, 266, 1 TD]	Joshua Nesbitt	Mississippi State	Oct. 3, 2009
7.	252.93	[11-18, 317, 3 TD, 1 INT]	Rick Strom	The Citadel	Sept. 12, 1987
8.	245.30	[14-16, 222, 2 TD]	George Godsey	The Citadel	Sept. 1, 2001
9.	244.70	[6-10, 102, 3 TD]	Tevin Washington	Duke	Nov. 17, 2012
10.	243.20	[9-13, 230, 1 TD]	Jaybo Shaw	Duke	Oct. 4, 2008

MOST TOUCHDOWNS SCORED BY PASSING

TD	PLAYER	OPPONENT	DATE	
1.	5	Eddie McAshan	Rice	Sept. 30, 1972
	5	Joe Hamilton	Clemson	Nov. 13, 1999
3.	4	Eddie Prokop	Tulane	Nov. 13, 1943
	4	Frank Broyles	Tulane	Nov. 11, 1944
	4	Darrell Crawford	Auburn	Oct. 20, 1951
	4	Shawn Jones	Maryland	Oct. 7, 1989
	4	Shawn Jones	Georgia	Dec. 1, 1990
	4	Tommy Luginbill	Western Carolina	Sept. 10, 1994
	4	Joe Hamilton	Florida State	Sept. 11, 1999
	4	Joe Hamilton	Georgia (OT)	Nov. 27, 1999
	4	George Godsey	Wake Forest	Oct. 14, 2000
	4	Reggie Ball	Clemson	Sept. 11, 2004
	4	Reggie Ball	NC State	Nov. 4, 2006
	4	Vad Lee	Duke	Sept. 14, 2013
	4	Justin Thomas	Georgia Southern	Sept. 13, 2014

INDIVIDUAL GAME BESTS

LONGEST PASS COMPLETIONS

YDS	QB/RECEIVER	OPPONENT	DATE
96 (t)	Brandon Shaw to Charlie Rogers	UCF	Oct. 26, 1996
90 (t)	Ted Peoples to Drew Hill	at Duke	Sept. 9, 1978
88 (t)	Jaybo Shaw to Demaryius Thomas	Duke	Oct. 4, 2008
87 (t)	Darrell Gast to Greg Lester	at Duke	Oct. 31, 1987
87 (t)	Joshua Nesbitt to Embry Peoples	at Vanderbilt	Oct. 31, 2009
82 (t)	Shawn Jones to Keenan Walker	Maryland	Oct. 12, 1991
82 (t)	Tevin Washington to Stephen Hill	Western Carolina (th)	Sept. 1, 2011
82 (t)	Vad Lee to Jeff Greene	Presbyterian	Sept. 8, 2012
81 (t)	Shawn Jones to Bobby Rodriguez	at Clemson	Oct. 14, 1989
80 (t)	Kim King to John Sias	TCU	Sept. 30, 1967
80 (t)	Mike Kelley to Leon Chadwick	at Notre Dame	Oct. 6, 1979
80 (t)	Donnie Davis to Derrick Steagall	Furman	Sept. 11, 1993
80 (t)	Graham Stroman to C.J. Williams	at Maryland	Oct. 22, 1994
80 (t)	Joe Hamilton to Dez White	at (1/1) Florida State	Sept. 11, 1999
80 (t)	Joe Hamilton to Dez White	Maryland (th)	Sept. 30, 1999
80 (t)	Reggie Ball to Nate Curry	vs. Syracuse*	Dec. 21, 2004
79 (t)	E.M. Holtzinger to J.W. Kilzer	Auburn	Oct. 27, 1945
79	Rick Strom to Steve Davenport	Citadel	Sept. 12, 1987
79 (t)	Calvin Booker to Jonathan Dwyer	Gardner-Webb	Oct. 11, 2008
79 (t)	Tevin Washington to Stephen Hill	Duke	Nov. 20, 2010
79 (t)	Justin Thomas to Charles Perkins	at Pittsburgh	Oct. 25, 2014
78 (t)	Ken Bonifay to John Sias	at Duke	Nov. 2, 1968
78 (t)	Shawn Jones to William Bell	Chattanooga	Sept. 22, 1990
77 (t)	Eddie McAshan to Jimmy Robinson	at Michigan State	Sept. 23, 1972
77 (t)	Tommy Luginbill to Omar Cassidy	at North Carolina	Oct. 8, 1994
77 (t)	Tevin Washington to Stephen Hill	Western Carolina (th)	Sept. 1, 2011
76 (t)	Shawn Jones to Greg Lester	Virginia (th)	Sept. 19, 1991
76 (t)	Joshua Nesbitt to Demaryius Thomas	Georgia	Nov. 28, 2009
75	Donnie Davis to Dorsey Levens	Baylor	Nov. 6, 1993
75 (t)	Joshua Nesbitt to Demaryius Thomas	at Duke	Nov. 14, 2009
74	Graham Stroman to David Shivers	Duke	Sept. 24, 1994
74 (t)	Joe Hamilton to Derrick Steagall	at Virginia	Nov. 8, 1997

ACC GAMES

YDS	QB/RECEIVER	OPPONENT	DATE
88 (t)	Jaybo Shaw to Demaryius Thomas	Duke	Oct. 4, 2008
87 (t)	Darrell Gast to Greg Lester	at Duke	Oct. 31, 1987
82 (t)	Shawn Jones to Keenan Walker	Maryland	Oct. 12, 1991
81 (t)	Shawn Jones to Bobby Rodriguez	at Clemson	Oct. 14, 1989

RECEIVING

MOST PASS RECEPTIONS

REC	PLAYER	OPPONENT	DATE	
1.	14	John Sias	Navy	Nov. 9, 1968
	14	Stephen Harkey	South Carolina	Sept. 12, 1970
	14	Robert Lavette	Notre Dame	Nov. 7, 1981
	14	Kelly Campbell	Clemson	Oct. 28, 2000
5.	13	Will Glover	Virginia	Nov. 10, 2001
6.	11	Kelly Campbell	Duke	Oct. 16, 1999
7.	10	Jerry Mays	Wake Forest	Nov. 12, 1988
	10	Kelly Campbell	Syracuse	Aug. 26, 2001
	10	Kelly Campbell	Stanford	Dec. 27, 2001
	10	Calvin Johnson	NC State	Oct. 6, 2005
	10	Calvin Johnson	Maryland	Oct. 7, 2006

MOST RECEIVING YARDS

YDS	PLAYER	OPPONENT	DATE	
1.	243	Dez White	Virginia	Oct. 17, 1998
2.	230	Demaryius Thomas	Duke	Oct. 4, 2008
3.	223	Derrick Steagall	Virginia	Nov. 8, 1997
4.	215	Dez White	Maryland	Sept. 30, 1999
5.	209	Kelly Campbell	Clemson	Oct. 28, 2000
6.	203	Kris Kentera	Navy	Nov. 17, 1979
	203	Kelly Campbell	North Carolina (OT)	Oct. 9, 1999
8.	198	John Sias	Navy	Nov. 9, 1968
9.	194	Jonathan Smith	Wake Forest	Oct. 11, 2003
10.	193	Greg Lester	Duke	Oct. 31, 1987
	193	Kelly Campbell	Syracuse	Aug. 26, 2001
12.	190	Kelly Campbell	Duke	Oct. 16, 1999
13.	186	Calvin Johnson	West Virginia	Jan. 1, 2007
14.	181	Stephen Hill	Western Carolina	Sept. 1, 2011
15.	176	Jason McGill	Maryland	Oct. 10, 1992
16.	174	Demaryius Thomas	Mississippi State	Oct. 3, 2009
17.	172	Will Glover	Virginia	Nov. 10, 2001
18.	171	Craig Baynham	Virginia	Nov. 13, 1965
	171	Dez White	North Carolina	Sept. 26, 1998
20.	170	Jonathan Smith	Clemson	Sept. 20, 2003

MOST TOUCHDOWNS SCORED BY RECEIVING

TD	PLAYER	OPPONENT	DATE	
1.	4	Buck Martin	Auburn	Oct. 20, 1951
2.	3	Craig Baynham	Duke	Oct. 30, 1965
	3	Kris Kentera	Navy	Nov. 17, 1979
	3	Jason McGill	Maryland	Oct. 10, 1992
	3	Dez White	Virginia	Oct. 17, 1998
	3	Calvin Johnson	Clemson	Sept. 11, 2004

TOTAL OFFENSE

MOST OFFENSIVE PLAYS

PLAYS	PLAYER	OPPONENT	DATE	
1.	68	Larry Good	Tennessee	Oct. 12, 1968
2.	65	Reggie Ball	NC State	Oct. 6, 2005
3.	63	George Godsey	Clemson	Oct. 28, 2000
	63	George Godsey	Virginia	Nov. 10, 2001
5.	62	Joe Hamilton	Miami	Jan. 1, 2000
6.	57	Shawn Jones	Georgia	Nov. 28, 1992
7.	56	Kim King	Georgia	Nov. 27, 1965
	56	Reggie Ball	Clemson	Sept. 20, 2003
	56	Reggie Ball	Clemson	Sept. 11, 2004
10.	55	Reggie Ball	Duke	Nov. 8, 2003
11.	54	Tommy Luginbill	Virginia	Oct. 15, 1994
	54	George Godsey	Maryland (OT)	Oct. 11, 2001
	54	Reggie Ball	North Carolina	Sept. 10, 2005
14.	53	Reggie Ball	NC State	Oct. 4, 2003
	53	Joe Hamilton	Maryland	Nov. 11, 1996
	53	Joe Hamilton	Georgia	Nov. 29, 1997
	53	A.J. Suggs	Florida State	Nov. 9, 2002
18.	51	Michael Kelley	Duke	Nov. 3, 1979
	51	Rick Strom	North Carolina	Sept. 19, 1987
	51	Shawn Jones	Virginia	Sept. 19, 1992
	51	Joe Hamilton	Wake Forest	Nov. 20, 1999
	51	George Godsey	NC State (OT)	Sept. 21, 2000
	51	Tevin Washington	Maryland	Oct. 8, 2011

INDIVIDUAL GAME BESTS

MOST TOTAL OFFENSE YARDS

	YDS	PLAYER	OPPONENT	DATE
1.	477	George Godsey	Virginia	Nov. 10, 2001
2.	474	Joe Hamilton	Maryland	Sept. 30, 1999
3.	450	George Godsey	Clemson	Oct. 28, 2000
4.	435	Joe Hamilton	Georgia (OT)	Nov. 27, 1999
5.	412	Darrell Gast	Duke	Oct. 31, 1987
6.	410	Joe Hamilton	Clemson	Nov. 13, 1999
7.	405	Joe Hamilton	Florida State	Sept. 11, 1999
8.	387	Joe Hamilton	Duke	Oct. 16, 1999
9.	376	Michael Kelley	Navy	Nov. 17, 1979
10.	368	Joe Hamilton	Virginia	Nov. 8, 19973
11.	367	Reggie Ball	NC State	Oct. 6, 2005
12.	365	Eddie McAshan	Rice	Sept. 30, 1972
13.	364	Joe Hamilton	NC State	Oct. 11, 1997
14.	362	Joe Hamilton	North Carolina	Sept. 26, 1998
15.	357	George Godsey	Maryland	Nov. 18, 2000
16.	356%	Eddie Lee Ivery	Air Force	Nov. 11, 1978
	356	Joe Hamilton	West Virginia	Dec. 29, 1997
18.	350	Joe Hamilton	North Carolina (OT)	Oct. 9, 1999
19.	348	Joe Hamilton	Maryland	Nov. 22, 1997
20.	340	Michael Kelley	Duke	Nov. 3, 1979
	340	Reggie Ball	North Carolina	Sept. 10, 2005

MOST TOUCHDOWNS SCORED

	TD	PLAYER	OPPONENT	DATE
1.	4	George Maloof	Georgia	Dec. 1, 1951
	4	Robert Lavette	Virginia	Nov. 6, 1982
	4	C.J. Williams	NC State	Nov. 11, 1995
	4	Joe Burns	North Carolina	Sept. 30, 2000
	4	Tony Hollings	Connecticut	Sept. 7, 2002
	4	P.J. Daniels	Tulsa	Jan. 4, 2004
	4	Tevin Washington	Middle Tennessee	Sept. 29, 2012
8.	3	54 times, most recently: Synjyn Days Justin Thomas	vs. Mississippi State vs. Mississippi State	Dec. 31, 2014 Dec. 31, 2014

LONGEST TOUCHDOWN SCORED

	YDS	PLAYER	OPPONENT	DATE
100 (kr)		Jamal Golden	at North Carolina	Nov. 10, 2012
100 (kr)		Dez White	at Maryland	Oct. 31, 1998
100 (kr)		Drew Hill	at Georgia	Dec. 2, 1978
100 (ir)		Jeff Ford	Notre Dame	Nov. 15, 1969
100 (ir)		Frank Broyles	Clemson	Sept. 30, 1944
99 (kr)		Gary Lee	NC State	Oct. 11, 1986
99 (ir)		Bill Eastman	Tulane	Oct. 22, 1966
97 (kr)		Jamal Golden	BYU	Oct. 27, 2012
97 (ir)		Jamal Lewis	Samford	Sept. 9, 2006
97 (kr)		Drew Hill	at Auburn	Oct. 21, 1978
97 (kr)		Eddie Lee Ivery	at Notre Dame	Nov. 5, 1977
96 (p)		Brandon Shaw to Charlie Rogers	UCF	Oct. 26, 1996
95 (ir)		Tyler Marcordes	Elon	Aug. 31, 2013
95 (r)		Orwin Smith	Kansas	Sept. 17, 2011
95 (kr)		Dez White	at Duke	Nov. 15, 1997
95 (ir)		Ken Swilling	at NC State	Sept. 9, 1989
95 (kr)		Gary Lee	Georgia	Nov. 30, 1985
95 (kr)		Cory Collier	at Duke	Oct. 29, 1983
95 (pr)		Randy Rhino	South Carolina	Sept. 16, 1972
93 (kr)		Gerry Bussell	Tulane	Oct. 27, 1962
93 (kr)		Billy Williamson	Tennessee	Nov. 5, 1960
91 (kr)		Lester Simerville	at Tulane	Oct. 26, 1957
90 (fr)		Kofi Smith	Wake Forest	Nov. 21, 1998
90 (p)		Ted Peoples to Drew Hill	at Duke	Sept. 9, 1978
88 (p)		Jaybo Shaw to Demaryius Thomas	Duke	Oct. 4, 2008
88 (r)		Jonathan Dwyer	Mississippi State	Sept. 20, 2008
87 (p)		Joshua Nesbitt to Embry Peebles	at Vanderbilt	Oct. 31, 2009
87 (p)		Darrell Gast to Greg Lester	at Duke	Oct. 31, 1987
86 (pr)		Bill Eastman	Navy	Oct. 23, 1965

HISTORIC

YDS	PLAYER	OPPONENT	DATE
102 (kr)	Dewey Scarborough	Georgetown	Nov. 15, 1919
92 (pr)	Everett Strupper	Mercer	Sept. 30, 1916
92 (pr)	Pat Barron	at Pennsylvania	Nov. 14, 1931

ACC GAMES

YDS	PLAYER	OPPONENT	DATE
100 (kr)	Jamal Golden	at North Carolina	Nov. 10, 2012
100 (kr)	Dez White	at Maryland	Oct. 31, 1998
99 (kr)	Gary Lee	NC State	Oct. 11, 1986
95 (kr)	Dez White	at Duke	Nov. 15, 1997
95 (ir)	Ken Swilling	at NC State	Sept. 9, 1989
95 (kr)	Cory Collier	at Duke	Oct. 29, 1983

PUNTING

MOST PUNTS

	P	PLAYER	OPPONENT	DATE
1.	12	Chip Pallman	Notre Dame	Nov. 14, 1970
	12	Sean McDevitt	Clemson	Sept. 26, 1987
	12	Rodney Williams	Florida State	Oct. 18, 1997
4.	11	Tommy Chapman	Clemson	Oct. 7, 1967
	11	Harper Brown	Notre Dame	Nov. 8, 1975
	11	Jeff Pierce	North Carolina	Oct. 4, 1980
	11	Ben Arndt	Virginia Tech	Sept. 24, 2005
8.	10	Jerry Priestley	Tulane	Oct. 24, 1964
	10	Jerry Priestley	Vanderbilt	Sept. 18, 1965
	10	Tommy Chapman	Notre Dame	Nov. 18, 1967
	10	Tommy Chapman	USC	Oct. 25, 1969
	10	Chip Pallman	Miami	Sept. 26, 1970
	10	Jeff Pierce	Florida	Sept. 20, 1980
	10	Jeff Pierce	Notre Dame	Nov. 8, 1980
	10	Jeff Pierce	Notre Dame	Nov. 7, 1981
	10	Ron Rice	Auburn	Oct. 16, 1982
	10	Mike Snow	Chattanooga	Nov. 9, 1985
	10	Sean McDevitt	Chattanooga	Sept. 10, 1988
	10	William Weaver	Clemson	Sept. 28, 1991
	10	Ben Arndt	Clemson	Sept. 11, 2004
	10	Durant Brooks	Boston College	Sept. 15, 2007

MOST PUNT YARDS

	YDS	PLAYER	OPPONENT	DATE
1.	553	Rodney Williams	Florida State	Oct. 18, 1997
2.	505	Sean McDevitt	Clemson	Sept. 26, 1987
3.	464	Ben Arndt	Virginia Tech	Sept. 24, 2005
4.	454	Ron Rice	Auburn	Oct. 16, 1982
5.	453	Durant Brooks	Boston College	Sept. 15, 2007
6.	443	Chip Pallman	Notre Dame	Nov. 14, 1970
7.	440	Jeff Pierce	North Carolina	Oct. 4, 1980
8.	434	Jeff Pierce	Notre Dame	Nov. 7, 1981
9.	420	Ben Arndt	Clemson	Sept. 11, 2004
10.	412	Harper Brown	Notre Dame	Nov. 8, 1975
11.	411	Jeff Pierce	Florida	Sept. 20, 1980
12.	408	Jeff Pierce	Notre Dame	Nov. 8, 1980
13.	406	Chris Morehouse	UCF	Sept. 2, 2000
14.	405	Tommy Chapman	Clemson	Oct. 7, 1967
	405	Jeff Pierce	Navy	Nov. 15, 1980
16.	397	Chip Pallman	Miami	Sept. 26, 1970
17.	390	Jason Bender	Wake Forest	Nov. 14, 1992
18.	389	Jeff Pierce	Tennessee	Oct. 10, 1981
19.	387	Jeff Pierce	Tulane	Oct. 27, 1979
20.	381	Tommy Chapman	Notre Dame	Nov. 16, 1968

INDIVIDUAL GAME BESTS

HIGHEST PUNT AVERAGE [MINIMUM 2 PUNTS]

	AVG	PLAYER	OPPONENT	DATE
1.	65.5	Michael Kelley	Alabama	Sept. 8, 1979
2.	60.0	Durant Brooks	North Carolina	Nov. 17, 2007
3.	55.5	Dan Dyke	Clemson (OT)	Sept. 29, 2001
4.	55.0	Rodney Williams	Boston College	Oct. 4, 1997
5.	54.5	Rodney Williams	Duke	Nov. 15, 1997
	54.5	Dan Dyke	Duke	Oct. 16, 1999
7.	52.7	Rodney Williams	NC State	Oct. 11, 1997
8.	52.5	Sean Poole	Duke	Sept. 14, 2013
9.	52.0	Jason Bender	NC State	Oct. 1, 1994
	52.0	Sean Poole	Middle Tennessee	Sept. 10, 2011
11.	51.8	Rodney Williams	Florida State	Oct. 24, 1998
12.	51.7	Chandler Anderson	Duke	Nov. 14, 2009
13.	51.0	James Brantley	Auburn	Oct. 19, 1957
	51.0	Joe Delaney	Duke	Nov. 1, 1958
	51.0	Chick Graning	Auburn	Oct. 21, 1961
	51.0	Chandler Anderson	Jacksonville State	Sept. 5, 2009
17.	50.8	Durant Brooks	Miami	Oct. 28, 2006
18.	50.7	Harper Brown	Miami	Sept. 20, 1975
19.	50.3	Rodney Williams	Georgia	Nov. 23, 1995
	50.3	Dan Dyke	Duke	Oct. 21, 2000

LONGEST PUNTS

	YDS	PLAYER	OPPONENT	DATE
80	Dave Davis	Army	Nov. 8, 1952	
80	Mike Kelley	Alabama	Sept. 8, 1979	
78	Ben Arndt	Miami	Nov. 19, 2005	
77	Gerald Burch	Clemson	Nov. 8, 1958	
77	Rodney Williams	Virginia	Oct. 5, 1996	
77	Durant Brooks	North Carolina	Nov. 17, 2007	
72	Joe Delany	Tennessee	Oct. 11, 1958	
71	Chris Morehouse	Georgia	Nov. 24, 2001	
70	Charlie Mason	Florida	Nov. 23, 1957	
70	Tommy Chapman	Miami	Nov. 10, 1967	
70	Tommy Chapman	Notre Dame	Nov. 18, 1967	
69	Joe Delany	SMU	Oct. 25, 1958	
69	Ben Smith	Florida	Oct. 1, 1960	
68	Ben Smith	Clemson	Oct. 3, 1959	
68	Jeff Pierce	Tennessee	Oct. 11, 1980	
68	Dan Dyke	Florida State	Sept. 9, 2000	
67	Jason Bender	Stanford	Dec. 25, 1991	
66	Kenneth Owen	Duke	Nov. 3, 1956	
66	Robert Dover	SMU	Sept. 28, 1957	
66	Harper Brown	Clemson	Sept. 27, 1975	
66	Ted Peoples	South Carolina	Sept. 10, 1977	
66	Durant Brooks	Army	Oct. 20, 2007	
66	Sean Poole	Duke	Sept. 14, 2013	
65	Tommy Chapman	Navy	Nov. 9, 1968	
65	Jeff Pierce	Alabama	Sept. 6, 1980	

HISTORIC

	YDS	PLAYER	OPPONENT	DATE
85	Buck Flowers	Davidson	Oct. 9, 1920	
80	Robert Parham	Georgia	Nov. 13, 1926	

FIELD GOALS

MOST FIELD GOALS

	FG	PLAYER	OPPONENT	DATE
1.	5	Ron Rice	The Citadel	Sept. 18, 1982
2.	4	Cam Bonifay	Navy	Nov. 17, 1973
	4	Scott Sisson	Florida State	Oct. 17, 1992
	4	Luke Manget	Clemson (OT)	Sept. 29, 2001
	4	Travis Bell	Notre Dame	Sept. 1, 2007
	4	Scott Blair	Clemson	Dec. 5, 2009
7.	3	32 times, most recently: Harrison Butker	Clemson	Nov. 15, 2014

MOST FIELD GOAL ATTEMPTS

	FGA	PLAYER	OPPONENT	DATE
1.	7	Luke Manget	NC State	Oct. 20, 2001
2.	5	Thomas Wells	Duke	Nov. 1, 1958
	5	Ron Rice	The Citadel	Sept. 18, 1982
	5	Tyler Jarrett	Clemson	Sept. 25, 1993
	5	David Frakes	Wake Forest	Sept. 14, 1998
	5	Brad Chambers	Maryland	Oct. 31, 1998
	5	Travis Bell	Notre Dame	Sept. 1, 2007
8.	4	27 times, most recently: Harrison Butker	Clemson	Nov. 15, 2014

LONGEST FIELD GOALS

	YDS	PLAYER	OPPONENT	DATE
55	David Bell	Georgia	Nov. 29, 1986	
55	Ron Rice	Citadel	Sept. 18, 1982	
55	E.O. Wheeler	VMI	Nov. 10, 1973	
54	Ron Rice	Duke	Oct. 29, 1983	
54	E.O. Wheeler	Auburn	Oct. 19, 1974	
54	Johnny Duncan	Clemson	Oct. 4, 1969	
53	Harrison Butker	at Georgia	Nov. 29, 2014	
53	Dave Frakes	Virginia	Oct. 5, 1996	
52	Thomas Palmer	North Carolina	Sept. 19, 1987	
52	E.O. Wheeler	VMI	Nov. 10, 1973	
51	Travis Bell	Virginia	Sept. 22, 2007	
51	Luke Manget	Virginia	Nov. 10, 2001	
51	Scott Sisson	Florida State	Oct. 17, 1992	
51	Scott Sisson	Georgia	Nov. 30, 1991	
51	Scott Sisson	Penn State	Aug. 28, 1991	
51	David Bell	Furman	Sept. 13, 1986	
50	Luke Manget	NC State	Oct. 20, 2001	
50	Luke Manget	NC State (OT)	Sept. 21, 2000	
50	Scott Sisson	Clemson	Sept. 26, 1992	

LONGEST FIELD GOAL ATTEMPTS

	YDS	PLAYER	OPPONENT	DATE
64	Ron Rice	Auburn	Oct. 16, 1982	
63	E.O. Wheeler	VMI	Nov. 10, 1973	
62	Travis Bell	Georgia	Nov. 24, 2007	
60	Chris Leone	Virginia	Oct. 15, 1994	
59	E.O. Wheeler	VMI	Nov. 10, 1973	
59	Kyle Belcher	Miami	Oct. 2, 2004	
57	Robert Jobson	Rice	Sept. 30, 1972	
57	E.O. Wheeler	Navy	Nov. 18, 1972	
57	Scott Sisson	Duke	Oct. 27, 1990	
56	Ron Rice	North Carolina	Oct. 3, 1981	
55#	E.O. Wheeler	VMI	Nov. 10, 1973	
55#	Ron Rice	Citadel	Sept. 18, 1982	
55	David Bell	North Carolina	Oct. 4, 1986	
55#	David Bell	Georgia	Nov. 29, 1986	
55	E.O. Wheeler	Auburn	Oct. 20, 1973	

= Good

KICKOFF RETURNS

MOST KICKOFF RETURNS

	KR	PLAYER	OPPONENT	DATE
1.	7	Drew Hill	Notre Dame	Nov. 5, 1977
	7	Richard Hills	Duke	Oct. 31, 1987
	7	Dez White	Virginia	Nov. 6, 1999
	7	Kenny Scott	Virginia	Nov. 22, 2003
	7	Jamal Golden	North Carolina	Nov. 10, 2012
6.	6	Drew Hill	Georgia	Nov. 27, 1975
	6	Drew Hill	Duke	Oct. 29, 1977
	6	Richard Hills	Clemson	Sept. 26, 1987
	6	Howard Edwards	Duke	Oct. 28, 1989
	6	Kevin Tisdel	Virginia	Nov. 3, 1990
	6	Kevin Tisdel	Penn State	Aug. 28, 1991
	6	Dez White	Clemson	Nov. 13, 1999
	6	Kelly Campbell	Georgia	Nov. 24, 2001
	6	P.J. Daniels	Georgia	Nov. 30, 2002
	6	Jamaal Evans	Georgia	Nov. 24, 2007

INDIVIDUAL GAME BESTS

KR	PLAYER	OPPONENT	DATE	YDS	PLAYER	OPPONENT	DATE
6	Jamaal Evans	Fresno State	Dec. 31, 2007	85 (t)	Kevin Tisdel	Duke	Oct. 27, 1990
6	Orwin Smith	Clemson	Dec. 5, 2009	83	Orwin Smith	at Duke	Nov. 14, 2009
6	Daniel McKayhan	NC State	Sept. 25, 2010	79	Tony Zenon	Maryland	Oct. 8, 2011
6	B.J. Bostic	Miami	Nov. 13, 2010	76	Charlie Rogers	Navy	Nov. 23, 1996
6	B.J. Bostic	Georgia	Nov. 27, 2010	74	T.J. Edwards	at Duke	Oct. 28, 1989
6	Orwin Smith	Miami (OT)	Sept. 22, 2012	71	Drew Hill	Pittsburgh	Sept. 18, 1976

MOST KICKOFF RETURN YARDS

YDS	PLAYER	OPPONENT	DATE
1. 230	Jamal Golden	at North Carolina	Nov. 10, 2012
2. 184	Howard Edwards	Duke	Oct. 28, 1989
3. 174	Jamal Golden	BYU	Oct. 27, 2012
4. 167	Kevin Tisdel	Duke	Oct. 27, 1990
5. 166	Drew Hill	Georgia	Nov. 27, 1975
6. 157	Dez White	Virginia	Nov. 6, 1999
7. 156	Dez White	Maryland	Oct. 31, 1998
8. 154	Kenny Scott	NC State	Oct. 4, 2003
9. 152	Richard Hills	Duke	Oct. 31, 1987
152	Kevin Tisdel	South Carolina	Oct. 19, 1991
11. 149	Drew Hill	Duke	Oct. 29, 1977
149	Richard Hills	Clemson	Sept. 26, 1987
13. 147	Drew Hill	Notre Dame	Nov. 5, 1977
14. 146	Kenny Scott	Virginia	Nov. 22, 2003
15. 141	Dez White	Duke	Nov. 15, 1997
16. 140	Kevin Tisdel	Clemson	Oct. 13, 1990
140	Jamal Golden	Wofford	Aug. 30, 2014
18. 139	Orwin Smith	Duke	Nov. 14, 2009
19. 138	Kevin Tisdel	Virginia	Nov. 3, 1990
138	Daniel McKayhan	NC State	Sept. 25, 2010

HIGHEST KICKOFF RETURN AVERAGE (MINIMUM 2 RETURNS)

AVG	PLAYER	OPPONENT	DATE
1. 59.5	Jamal Golden	Duke	Oct. 11, 2014
2. 58.5	Drew Hill	Georgia	Dec. 2, 1978
3. 57.5	Drew Hill	Auburn	Oct. 21, 1978
4. 55.0	Correy Earls	Samford	Sept. 8, 2007
5. 52.0	Dez White	Maryland	Oct. 31, 1998
6. 51.3	Kenny Scott	NC State	Oct. 4, 2003
7. 46.7	Kevin Tisdel	Clemson	Oct. 13, 1990
8. 46.3	Orwin Smith	Duke	Nov. 14, 2009
9. 45.0	Howard Edwards	Western Carolina	Nov. 4, 1989
10. 44.7	Cory Collier	Duke	Oct. 29, 1983
12. 41.8	Kevin Tisdel	Duke	Oct. 27, 1990
13. 40.0	P.J. Daniels	Wake Forest	Oct. 5, 2002
40.0	Lynn Griffin	Virginia	Oct. 26, 2013
15. 39.3	Lethon Flowers	North Carolina	Oct. 8, 1994
16. 38.5	Orwin Smith	Middle Tennessee	Sept. 29, 2012
17. 38.3	Charlie Rogers	Navy	Nov. 23, 1996
38.3	Tony Zenon	Maryland	Oct. 8, 2011
19. 38.0	Charlie Rogers	Virginia	Nov. 8, 1997
20. 37.5	Lester Simmerville	Duke	Nov. 2, 1957
	Roddy Jones	Florida State	Nov. 1, 2008

LONGEST KICKOFF RETURNS

YDS	PLAYER	OPPONENT	DATE
100 (t)	Jamal Golden	at North Carolina	Nov. 10, 2012
100 (t)	Dez White	at Maryland	Oct. 31, 1998
100 (t)	Drew Hill	at Georgia	Dec. 2, 1978
99 (t)	Gary Lee	NC State	Oct. 11, 1986
97 (t)	Jamal Golden	BYU	Oct. 27, 2012
97 (t)	Drew Hill	at Auburn	Oct. 21, 1978
97 (t)	Eddie Lee Ivery	at Notre Dame	Nov. 5, 1977
95 (t)	Dez White	at Duke	Nov. 15, 1997
95 (t)	Gary Lee	(20) Georgia	Nov. 30, 1985
95	Cory Collier	at Duke	Oct. 29, 1983
93 (t)	Gerry Bussell	Tulane	Oct. 27, 1962
93 (t)	Billy Williamson	Tennessee	Nov. 5, 1960
91 (t)	Lester Simerville	at Tulane	Oct. 26, 1957
90	Kenny Scott	NC State	Oct. 4, 2003
87	Kevin Tisdel	Clemson	Oct. 13, 1990

YDS	PLAYER	OPPONENT	DATE
85 (t)	Kevin Tisdel	Duke	Oct. 27, 1990
83	Orwin Smith	at Duke	Nov. 14, 2009
79	Tony Zenon	Maryland	Oct. 8, 2011
76	Charlie Rogers	Navy	Nov. 23, 1996
74	T.J. Edwards	at Duke	Oct. 28, 1989
71	Drew Hill	Pittsburgh	Sept. 18, 1976
69	Drew Hill	South Carolina	Oct. 7, 1978
68	Jamal Golden	Duke	Oct. 11, 2014
67	Correy Earls	Samford	Sept. 8, 2007
63	Gary Lee	Chattanooga	Nov. 9, 1985

HISTORIC

YDS	PLAYER	OPPONENT	DATE
102 (t)	Dewey Scarboro	Georgetown	Nov. 15, 1919

ACC GAMES

YDS	PLAYER	OPPONENT	DATE
100 (t)	Jamal Golden	at North Carolina	Nov. 10, 2012
100 (t)	Dez White	at Maryland	Oct. 31, 1998
99 (t)	Gary Lee	NC State	Oct. 11, 1986
95 (t)	Dez White	at Duke	Nov. 15, 1997
95	Cory Collier	at Duke	Oct. 29, 1983

PUNT RETURNS

MOST PUNT RETURNS

PR	PLAYER	OPPONENT	DATE
1. 9	Kelley Rhino	The Citadel	Sept. 1, 2001
2. 8	Kelley Rhino	Duke	Oct. 6, 2001
8	Kelley Rhino	Florida State	Nov. 9, 2002
8	Kelley Rhino	Duke	Nov. 16, 2002
5. 7	Nathan Perryman	Virginia	Oct. 5, 1996
7	Charlie Rogers	North Carolina	Sept. 26, 1998
7	Marvious Hester	UCF	Sept. 2, 2000
8. 6	18 times, most recently: Tyler Melton	Gardner-Webb	Oct. 11, 2008

MOST PUNT RETURN YARDS

YDS	PLAYER	OPPONENT	DATE
1. 149	Gerry Bussell	Auburn	Oct. 20, 1962
2. 136	Randy Rhino	South Carolina	Sept. 16, 1972
3. 120	Mike Wysong	Florida State	Sept. 19, 1970
4. 117	Charlie Rogers	Virginia	Oct. 17, 1998
5. 111	Kelley Rhino	North Carolina	Nov. 1, 2001
6. 110	Kelley Rhino	Vanderbilt	Aug. 31, 2002
7. 106	Willie Clay	North Carolina	Oct. 26, 1991
8. 101	Michael Smith	Duke	Oct. 31, 1992
9. 97	Johnny Menger	Auburn	Oct. 20, 1956
10. 96	Jeff Ford	Clemson	Oct. 2, 1971
11. 94	James Brown	Vanderbilt	Sept. 24, 1966
12. 87	Riccardo Ingram	VMI	Nov. 8, 1986
87	Jerrard Tarrant	Jacksonville State	Sept. 5, 2009
14. 86	Bill Eastman	Navy	Oct. 23, 1965
86	James Brown	Navy	Oct. 23, 1965
16. 85	Jerrard Tarrant	Clemson	Sept. 10, 2009
17. 84	Jack Westbrook	Tennessee	Oct. 23, 1982
84	Jonathan Smith	Virginia	Nov. 22, 2003
84	Jamal Golden	Miami (OT)	Sept. 22, 2012
20. 83	Tyler Evans	Samford	Sept. 8, 2007

HIGHEST PUNT RETURN AVERAGE (MINIMUM 2 RETURNS)

AVG	PLAYER	OPPONENT	DATE
1. 68.0	Randy Rhino	South Carolina	Sept. 16, 1972
2. 48.5	Johnny Menger	Auburn	Oct. 20, 1956
3. 42.0	Jamal Golden	Miami (OT)	Sept. 22, 2012
42.0	Jonathan Smith	Virginia	Nov. 22, 2003
5. 39.0	James Brown	Vanderbilt	Sept. 18, 1965
6. 37.5	Jonathan Smith	North Carolina	Nov. 15, 2003
7. 36.5	Eddie Lee Ivery	Citadel	Sept. 30, 1978
36.5	Charlie Rogers	Wake Forest	Nov. 21, 1998

INDIVIDUAL GAME BESTS

AVG	PLAYER	OPPONENT	DATE	
9.	33.7	Michael Smith	Duke	Oct. 31, 1992
10.	30.0	Charlie Rogers	Duke	Sept. 26, 1996
11.	29.0	Jerrard Tarrant	Jacksonville State	Sept. 5, 2009
12.	28.7	James Brown	Navy	Oct. 23, 1965
13.	28.0	Jamal Golden	USC	Dec. 31, 2012
	28.0	Jack Westbrook	Tennessee	Oct. 23, 1982
15.	27.8	Kelley Rhino	North Carolina	Nov. 1, 2001
16.	27.3	Nathan Perryman	Georgia	Nov. 30, 1996
17.	27.0	Randy Rhino	Boston College	Nov. 11, 1972
18.	26.5	Marvious Hester	Virginia	Nov. 6, 1999
19.	26.3	Riccardo Ingram	Wake Forest	Nov. 22, 1986
20.	25.5	Mike Wysong	Duke	Nov. 1, 1969

LONGEST PUNT RETURNS

YDS	PLAYER	OPPONENT	DATE
95 (t)	Randy Rhino	South Carolina	Sept. 16, 1972
87 (t)	Johnny Menger	Auburn	Oct. 20, 1956
86 (t)	Bill Eastman	Navy	Oct. 23, 1965
85 (t)	Jerrard Tarrant	Clemson	Sept. 10, 2009
80 (t)	Jonathan Smith	at Virginia	Nov. 22, 2003
78 (t)	James Brown	at Vanderbilt	Sept. 18, 1965
77 (t)	Sammy Burke	Navy	Oct. 23, 1965
75 (t)	Gerry Bussell	at Auburn	Oct. 20, 1962
75 (t)	Jimmy Jordan	Washington & Lee	Oct. 8, 1949
74 (t)	Frank Nix	Tennessee	Oct. 11, 1958
73 (t)	Jonathan Smith	Carolina	Nov. 15, 2003
72 (t)	Nathan Perryman	at Georgia (thk)	Nov. 30, 1996
72 (t)	Michael Smith	Duke	Oct. 31, 1992
72 (t)	Jack Westbrook	Tennessee	Oct. 23, 1982
71 (t)	Eddie Lee Ivery	Citadel	Sept. 30, 1978
69	Charlie Rogers	New Mexico State	Sept. 12, 1998
69 (t)	James Brown	Vanderbilt	Sept. 24, 1966
68 (t)	Jerrard Tarrant	Jacksonville State	Sept. 5, 2009
63 (t)	Charlie Rogers	Wake Forest	Nov. 21, 1998
63	Willie Clay	vs. Stanford*	Dec. 25, 1991
63 (t)	Giles Smith	at Duke	Oct. 29, 1966
61 (t)	Willie Clay	North Carolina	Oct. 26, 1991
59 (t)	James Brown	at Auburn	Oct. 15, 1966
58	James Brown	at Duke	Oct. 29, 1966
56	Jamal Golden	vs. USC*	Dec. 31, 2012
56	Jamal Golden	Miami (OT)	Sept. 22, 2012
56	Nathan Perryman	Georgia	Nov. 23, 1995

HISTORIC

YDS	PLAYER	OPPONENT	DATE
92 (t)	Pat Barron	at Pennsylvania	Nov. 14, 1931
92 (t)	Everett Strupper	Mercer	Sept. 30, 1916

ACC GAMES

YDS	PLAYER	OPPONENT	DATE
85 (t)	Jerrard Tarrant	Clemson	Sept. 10, 2009
80 (t)	Jonathan Smith	at Virginia	Nov. 22, 2003
73 (t)	Jonathan Smith	North Carolina	Nov. 15, 2003
72 (t)	Michael Smith	Duke	Oct. 31, 1992
63 (t)	Charlie Rogers	Wake Forest	Nov. 21, 1998

INTERCEPTIONS

MOST INTERCEPTIONS

INT	PLAYER	OPPONENT	DATE	
1.	3	Howard Ector	Vanderbilt	Oct. 30, 1937
	3	Bobby Moorhead	Auburn	Oct. 18, 1952
	3	Bubba Hoats	Georgia	Nov. 29, 1969
	3	Randy Rhino	Rice	Sept. 30, 1972
	3	Ken Swilling	Boston College	Nov. 25, 1989
	3	Brian Wilkins	Florida State	Nov. 2, 1996
7.	2	56 times, most recently: Jemea Thomas	Clemson	Oct. 29, 2011

MOST INTERCEPTION RETURN YARDS

YDS	INT	PLAYER	OPPONENT	DATE	
1.	100	1	Jeff Ford	Notre Dame	Nov. 15, 1969
2.	99	2	Bill Eastman	Tulane	Oct. 22, 1966
3.	97	1	Jamal Lewis	Samford	Sept. 9, 2006
4.	95	1	Ken Swilling	NC State	Sept. 9, 1989
5.	95	1	Tyler Marcordes	Elon	Aug. 31, 2013
6.	85	1	Mario Butler	Duke	Nov. 20, 2010
	85	1	Jamal Golden	Clemson	Nov. 15, 2014
8.	84	1	Gerry Bussell	Tennessee	Nov. 7, 1964
	84	1	Willy Clay	Western Carolina	Nov. 4, 1989
10.	83	1	Mike Williams	Wake Forest	Nov. 17, 1990
11.	78	2	Rick Lewis	Tulane	Oct. 24, 1970
12.	75	1	Dave Beavin	Duke	Oct. 31, 1970
13.	74	1	Quayshawn Nealy	Utah (OT)	Dec. 31, 2011
14.	72	3	Ken Swilling	Boston College	Nov. 25, 1989
15.	71	1	Quayshawn Nealy	at NC State	Nov. 8, 2014
16.	70	1	Daryl Smith	Georgia	Nov. 25, 2000
17.	68	1	Derrick Shepard	Boston College	Oct. 4, 1997
18.	67	1	Richard Gookin	LSU	Oct. 13, 1956
19.	67	2	Gary Faulkner	Clemson	Oct. 7, 1972
20.	65	1	David Hendrix	Western Carolina	Sept. 10, 2004

LONGEST INTERCEPTION RETURNS

YDS	PLAYER	OPPONENT	DATE
100 (t)	Jeff Ford	Notre Dame	Nov. 15, 1969
100 (t)	Frank Broyles	Clemson	Sept. 30, 1944
99 (t)	Bill Eastman	Tulane	Oct. 22, 1966
97 (t)	Jamal Lewis	Samford	Sept. 9, 2006
95 (t)	Tyler Marcordes	Elon	Aug. 31, 2013
95 (t)	Ken Swilling	at NC State	Sept. 9, 1989
85 (t)	Jamal Golden	Clemson	Nov. 15, 2014
85 (t)	Mario Butler	Duke	Nov. 20, 2010
84	Willie Clay	Western Carolina	Nov. 4, 1989
84 (t)	Gerry Bussell	Tennessee	Nov. 7, 1964
83 (t)	Mike Williams	at Wake Forest	Nov. 17, 1990
75 (t)	Stan Beavers	at Duke	Oct. 31, 1970
74 (t)	Quayshawn Nealy	vs. Utah (OT)*	Dec. 31, 2011
73 (t)	W.P. McHugh	vs. St. Mary's*	Jan. 1, 1947
72 (t)	Ken Swilling	Boston College	Nov. 25, 1989
71	Quayshawn Nealy	at NC State	Nov. 8, 2014
70 (t)	Daryl Smith	at Georgia	Nov. 25, 2000
68	Derrick Shepard	at Boston College	Oct. 4, 1997
67 (t)	Richard Gookin	LSU	Oct. 13, 1956
65 (t)	David Hendrix	Western Carolina	Sept. 10, 1994
63	Mike McKenzie	Tennessee	Sept. 9, 1972
62 (t)	Chris Milton	Clemson	Nov. 15, 2014
57 (t)	Tommy Bleick	Auburn	Oct. 16, 1965
56 (t)	Rick Lewis	Tulane	Oct. 24, 1970

HISTORIC

YDS	PLAYER	OPPONENT	DATE
85 (t)	Judy Harlan	Washington & Lee	Oct. 20, 1917
85 (t)	Wilbur Peterson	at North Carolina	Nov. 7, 1931

ACC GAMES

YDS	PLAYER	OPPONENT	DATE
95 (t)	Ken Swilling	at NC State	Sept. 9, 1989
85 (t)	Jamal Golden	Clemson	Nov. 15, 2014
85 (t)	Mario Butler	Duke	Nov. 20, 2010
83 (t)	Mike Williams	at Wake Forest	Nov. 17, 1990
71	Quayshawn Nealy	at NC State	Nov. 8, 2014
62 (t)	Chris Milton	Clemson	Nov. 15, 2014
54 (t)	Ken Swilling	at North Carolina	Oct. 22, 1988
50 (t)	Marvious Hester	Florida State	Sept. 9, 2000

INDIVIDUAL GAME BESTS

DEFENSE

MOST TOTAL TACKLES

	TT	PLAYER	OPPONENT	DATE
1.	22	Rob Horton	Alabama	Sept. 12, 1981
	22	Jamal Cox	Arizona	Sept. 1, 1994
3.	21	Ronald Rogers	Clemson	Oct. 28, 1995
4.	20	Rob Horton	Navy	Nov. 14, 1981
	20	Keith Brooking	Clemson	Oct. 28, 1995
6.	19	Joe Harris	Tennessee	Oct. 13, 1973
	19	Duane Wood	Tulane	Oct. 25, 1980
	19	Duane Wood	Navy	Nov. 14, 1981
	19	Eric Thomas	Duke	Oct. 28, 1989
	19	Calvin Tiggle	Clemson	Oct. 13, 1990

MOST SOLO TACKLES

	UT	PLAYER	OPPONENT	DATE
1.	17	Keith Brooking	Clemson	Oct. 19, 1996
2.	15	Rob Horton	Navy	Nov. 14, 1981
	15	Jamal Cox	North Carolina	Oct. 16, 1993
4.	14	Lucius Sanford	Georgia	Nov. 27, 1976
	14	Mackel Harris	California	Sept. 16, 1978
	14	Calvin Tiggle	Clemson	Oct. 13, 1990
7.	13	Joe Bill Faith	Georgia	Nov. 30, 1968
	13	Joe Harris	Tennessee	Oct. 13, 1973
	13	Lucious Sanford	Auburn	Oct. 18, 1975
	13	Duane Wood	Alabama	Sept. 6, 1980
	13	John Porter	Virginia	Nov. 7, 1987
	13	Jerrelle Williams	Virginia	Sept. 16, 1989
	13	Jamal Cox	Arizona	Sept. 1, 1994

MOST TACKLES FOR LOSS

	TFL	PLAYER	OPPONENT	DATE
1.	7.0	Pat Swilling	NC State	Sept. 14, 1985
2.	5.0	Beau Bruce	Michigan State	Sept. 23, 1972
	5.0	Marco Coleman	Maryland	Oct. 6, 1990
4.	4.5	Michael Johnson	Gardner-Webb	Oct. 11, 2008
5.	4.0	Stephen Bruce	Auburn	Oct. 20, 1973
	4.0	Reggie Wilkes	Navy	Nov. 13, 1976
	4.0	Marvin Dyett	Florida	Oct. 28, 1978
	4.0	David Allen	Air Force	Nov. 10, 1979
	4.0	Robert Jaracz	Duke	Nov. 1, 1980
	4.0	Marco Coleman	Penn State	Aug. 28, 1991
	4.0	Jimmy Clements	Maryland	Sept. 28, 1995
	4.0	Derrick Shepard	Maryland	Nov. 22, 1997
	4.0	Jesse Tarplin	Maryland	Nov. 22, 1997
	4.0	Felipe Claybrooks	Maryland	Oct. 31, 1998
	4.0	Felipe Claybrooks	UCF	Sept. 18, 1999
	4.0	Greg Gathers	Maryland	Sept. 30, 1999
	4.0	Recardo Wimbush	Navy	Sept. 16, 2000
	4.0	Felipe Claybrooks	Clemson	Oct. 28, 2000
	4.0	Greg Gathers	Clemson (OT)	Sept. 29, 2001
	4.0	Nicholas Rogers	Florida State	Dec. 1, 2001
	4.0	Gerris Wilkinson	BYU	Aug. 28, 2003
	4.0	Eric Henderson	Auburn	Sept. 6, 2003
	4.0	Keyaron Fox	Georgia	Nov. 29, 2003
	4.0	Joe Anoai	NC State	Nov. 6, 2004
	4.0	KaMichael Hall	Miami	Nov. 19, 2005
	4.0	Darrell Robertson	Army	Oct. 20, 2007
	4.0	Derrick Morgan	Gardner-Webb	Oct. 11, 2008
	4.0	Derrick Morgan	Clemson	Sept. 10, 2009
	4.0	Adam Gotsis	BYU	Oct. 12, 2013
	4.0	Jeremiah Attaochu	Georgia (OT)	Nov. 30, 2013

MOST SACKS

	SKS	PLAYER	OPPONENT	DATE
1.	5.0	Marco Coleman	Maryland	Oct. 6, 1990
	5.0	Pat Swilling	NC State	Sept. 14, 1985
3.	4.0	Jeremiah Attaochu	Georgia (OT)	Nov. 30, 2013
4.	3.0	Marco Coleman	Georgia	Dec. 1, 1990
	3.0	Marco Coleman	Penn State	Aug. 28, 1991
	3.0	Richard Kimsey	NC State	Oct. 3, 1992
	3.0	Coleman Rudolph	Maryland	Oct. 10, 1992
	3.0	Tom Johnson	Maryland	Oct. 9, 1993
	3.0	Jimmy Clements	Maryland	Sept. 28, 1995
	3.0	Derrick Shepard	Maryland	Nov. 22, 1997
	3.0	Jesse Tarplin	NC State	Oct. 10, 1998
	3.0	Eric Henderson	Auburn	Sept. 6, 2003
	3.0	Philip Wheeler	Miami	Oct. 28, 2006
	3.0	Derrick Morgan	Clemson	Sept. 10, 2009
	3.0	Derrick Morgan	Wake Forest (OT)	Nov. 7, 2009
	3.0	Jeremiah Attaochu	North Carolina	Sept. 24, 2011
	3.0	Jeremiah Attaochu	Maryland	Nov. 3, 2012

FUMBLES

MOST FUMBLES FORCED

	FF	PLAYER	OPPONENT	DATE
1.	2	Maxie Baughan	Duke	Oct. 31, 1959
	2	Nick Rogers	Navy	Sept. 16, 2000
	2	Cory Collins	Navy	Sept. 8, 2001
	2	Tony Hargrove	NC State	Oct. 20, 2001
	2	James Butler	Wake Forest	Oct. 11, 2003
	2	Eric Henderson	Clemson	Oct. 29, 2005
	2	Michael Johnson	Wake Forest	Dec. 2, 2006
	2	Jerrard Tarrant	Duke	Nov. 20, 2010
	2	D.J. White	vs. Mississippi	Dec. 30, 2013

MOST FUMBLES RECOVERED

	FR	PLAYER	OPPONENT	DATE
1.	2	Rausey Mason	SMU	Sept. 28, 1957
	2	Randy Rhino	Tennessee	Oct. 13, 1973
	2	Beau Bruce	Auburn	Oct. 20, 1973
	2	Gil Kyle	Notre Dame	Nov. 8, 1975
	2	Al Richardson	Tulane	Sept. 23, 1978
	2	Lynwood Volley	Air Force	Nov. 11, 1978
	2	Henry Johnson	Georgia	Dec. 2, 1978
	2	Anthony Harrison	Tennessee	Oct. 22, 1983
	2	Dante Jones	Tennessee	Oct. 27, 1984
	2	Cedric Stallworth	Virginia	Sept. 20, 1986
	2	Willis Crockett	VMI	Nov. 5, 1988
	2	Gary Brown	Clemson	Sept. 25, 1993
	2	Ronald Rogers	Maryland	Oct. 22, 1994
	2	Jermaine Miles	UCF	Oct. 26, 1996
	2	Daryl Smith	Navy	Sept. 16, 2000
	2	Joe Anoai	Tulsa	Jan. 4, 2004
	2	Quayshawn Nealy	Pitt	Oct. 25, 2014

LONGEST FUMBLE RETURNS

	YDS	PLAYER	OPPONENT	DATE
	90 (t)	Kofi Smith	Wake Forest	Nov. 21, 1998
	60 (t)	Jimmy Clements	Duke	Sept. 26, 1996
	54 (t)	Matt Uremovich	Duke	Oct. 3, 1998
	43 (t)	Quayshawn Nealy	at NC State	Nov. 8, 2014
	42 (t)	Roderrick Roberts	at North Carolina	Sept. 26, 1998
	40 (t)	Jerrard Tarrant	at Mississippi State	Oct. 3, 2009
	38 (t)	Gary Guyton	at Virginia Tech	Sept. 30, 2006
	34 (t)	Delaunta Cameron	Virginia	Oct. 17, 1998

TOP INDIVIDUAL PERFORMANCES


RUSHING

100-YARD RUSHING GAMES

BY YARDS

YDS	PLAYER	OPPONENT	DATE
356	Eddie Lee Ivery	Air Force	Nov. 11, 1978
307	P.J. Daniels	Tulsa	Jan. 4, 2004
240	P.J. Daniels	North Carolina	Nov. 15, 2003
229	Jimmy Lincoln	Virginia	Sept. 19, 1991
217	Brent Cunningham	Clemson	Oct. 3, 1970
214	Roddy Jones	Georgia	Nov. 29, 2008
207	Jerry Mays	Georgia	Dec. 2, 1989
206	Jerry Mays	Western Carolina	Oct. 12, 1985
206	C.J. Williams	Wake Forest	Nov. 19, 1994
204	Tashard Choice	Miami	Oct. 13, 2007
203	Robert Lavette	Georgia	Nov. 27, 1982
199	Eddie Prokop	Tulsa	Jan. 1, 1944
198	Joe Burns	North Carolina	Nov. 1, 2001
197	Robert Lavette	Navy	Nov. 14, 1981
196	Tashard Choice	Notre Dame	Sept. 1, 2007
195	Anthony Allen	Virginia	Oct. 9, 2010
190	Brent Cunningham	Duke	Nov. 1, 1969
189	Tony Hollings	BYU	Sept. 21, 2002
189	Jonathan Dwyer	Wake Forest (OT)	Nov. 7, 2009
188	Jerry Mays	NC State	Oct. 11, 1986
186	Jonathan Dwyer	Vanderbilt	Oct. 31, 2009
185	C.J. Williams	Duke	Oct. 7, 1995
179	Joe Burns	Maryland	Oct. 31, 1998
176	Tevin Washington	Clemson	Oct. 29, 2011
175	P.J. Daniels	Wake Forest	Oct. 11, 2003
171	Rodney Lee	Duke	Oct. 29, 1977
171	Synjyn Days	vs. Mississippi State	Dec. 31, 2014
170	Tashard Choice	Duke	Nov. 10, 2007
169	Jerry Mays	North Carolina	Oct. 21, 1989
169	P.J. Daniels	Samford	Sept. 4, 2004
169	Tashard Choice	West Virginia	Jan. 1, 2007
168	Bobby North	Auburn	Oct. 15, 1949
168	Robert Lavette	North Carolina	Oct. 3, 1981
168	Cory Collier	Wake Forest	Nov. 12, 1983
166	Eddie Lee Ivery	Miami	Oct. 14, 1978
166	William Bell	Duke	Oct. 27, 1990
166	C.J. Williams	Maryland	Sept. 28, 1995
166	Anthony Allen	Georgia	Nov. 27, 2010
165	Anthony Allen	Duke	Nov. 20, 2010
165	Justin Thomas	at Virginia Tech	Sept. 20, 2014
164	Tashard Choice	NC State	Nov. 4, 2006
161	Robert Lavette	Virginia	Oct. 13, 1984
160	Eddie Lee Ivery	Georgia	Dec. 2, 1978
159	Jonathan Dwyer	Duke	Oct. 4, 2008
158	Robert Lavette	Georgia	Nov. 26, 1983
158	Robert Lavette	The Citadel	Sept. 22, 1984
158	Jonathan Dwyer	North Carolina	Sept. 26, 2009
157	Eddie Lee Ivery	South Carolina	Oct. 7, 1978
157	Jerry Mays	North Carolina	Oct. 22, 1988
157	Jonathan Dwyer	North Carolina	Nov. 8, 2008
157	Orwin Smith	Kansas	Sept. 17, 2011
157	Synjyn Days	at NC State	Nov. 8, 2014
156	Ronny Cone	Air Force	Nov. 10, 1979
154	Brent Cunningham	Duke	Oct. 31, 1970
154	C.J. Williams	Arizona	Sept. 7, 1995
153	Tony Hollings	Vanderbilt	Aug. 31, 2002
151	David Sims	VMI	Oct. 11, 1975
151	Jerry Mays	VMI	Nov. 5, 1988
151	C.J. Williams	Furman	Sept. 2, 1995
151	Joshua Nesbitt	Virginia Tech	Sept. 13, 2008
150	Sean Gregory	UCF	Sept. 18, 1999
149	Robert Lavette	Tennessee	Oct. 27, 1984
148	Robert Lavette	The Citadel	Sept. 18, 1982
148	Robert Lavette	Memphis	Sept. 25, 1982
147	C.J. Williams	NC State	Sept. 7, 1996
147	Tony Hollings	Clemson	Sept. 14, 2002
147	Synjyn Days	Virginia	Nov. 1, 2014
146	Tashard Choice	Georgia	Nov. 25, 2006
146	Eddie Lee Ivery	Florida	Oct. 28, 1978
145	Robert Lavette	Tulane	Oct. 9, 1982
145	Joe Burns	Wake Forest	Nov. 17, 2001
145	Tashard Choice	Clemson	Sept. 29, 2007
145	Jonathan Dwyer	Florida State	Nov. 1, 2008
144	Tony Hollings	Connecticut	Sept. 7, 2002
144	Jonathan Dwyer	Georgia	Nov. 29, 2008
143	C.J. Williams	NC State	Nov. 11, 1995

THREE 100-YARD RUSHERS IN SINGLE GAME



at Virginia (Oct. 26, 2013)

	ATT	YDS	AVG	TD
Zach Laskey	16	133	8.3	2
Robert Godhigh	5	111	22.2	1
David Sims	12	107	8.9	2

TWO 100-YARD RUSHERS IN SINGLE GAME

PLAYERS (YARDS)	OPPONENT	DATE
Leon Hardeman (129)	SMU	Oct. 4, 1952^
Bill Teas (115)	Alabama	Nov. 15, 1952
Bruce Southall (107)	Navy	Nov. 18, 1972
David Sims (126)	South Carolina	Sept. 14, 1974
Eddie Lee Ivery (124)	Tulane	Oct. 22, 1977
Rodney Lee (171)	Duke	Oct. 29, 1977
Eddie Lee Ivery (112)	Georgia	Nov. 26, 1977
Robert Lavette (139)	Wake Forest	Nov. 13, 1982
Cory Collier (168)	Wake Forest	Nov. 12, 1983
Robert Lavette (109)	Georgia	Dec. 1, 1984
Jimmy Lincoln (114)	Dorsey Levens	Sept. 11, 1993
William Bell (131)	Maryland	Oct. 9, 1993
Dorsey Levens (133)	NC State	Oct. 23, 1993
Dorsey Levens (106)	Baylor	Nov. 6, 1993
C.J. Williams (185)	Duke	Oct. 7, 1995
Charlie Rogers (112)	Duke	Sept. 26, 1996
Sean Gregory (105)	UCF	Sept. 18, 1999
P.J. Daniels (105)	Vanderbilt	Sept. 27, 2003
Jonathan Dwyer (138)	Samford	Sept. 8, 2007
Roddy Jones (214)	at Georgia	Nov. 29, 2008
Joshua Nesbitt (140)	Florida State	Oct. 10, 2009
Jonathan Dwyer (125)	Virginia	Oct. 24, 2009
Jonathan Dwyer (110)	Clemson	Dec. 5, 2009^
Anthony Allen (115)	North Carolina	Sept. 18, 2010
Anthony Allen (195)	Virginia	Oct. 9, 2010
Orwin Smith (157)	Kansas	Sept. 17, 2011
Zach Laskey (116)	Presbyterian	Sept. 8, 2012
Orwin Smith (117)	Clemson	Oct. 6, 2012
Synjyn Days (171)	vs. Mississippi State	Dec. 31, 2014

YDS	PLAYER	OPPONENT	DATE	YDS	PLAYER	OPPONENT	DATE
142	Brent Cunningham	Navy	Nov. 7, 1970	130	Reggie Ball	Troy	Sept. 16, 2006
142	Eddie Lee Ivery	South Carolina	Sept. 10, 1977	130	Joshua Nesbitt	South Carolina State	Sept. 4, 2010
142	Tashard Choice	North Carolina	Nov. 17, 2007	129	Leon Hardeman	SMU	Oct. 4, 1952
141	Lenny Snow	Clemson	Oct. 1, 1966	129	Sidney Ford	Navy	Sept. 8, 2001
141	Adrian Rucker	Virginia	Oct. 5, 1974	128	Bill Teas	LSU	Oct. 9, 1954
141	Robert Lavette	North Carolina	Oct. 1, 1983	128	Robert Lavette	Alabama	Sept. 15, 1984
141	Dorsey Levens	Wake Forest	Nov. 13, 1993	128	William Bell	Georgia	Dec. 1, 1990
141	Jonathan Dwyer	Mississippi State	Sept. 20, 2008	128	Jonathan Dwyer	Miami	Nov. 20, 2008
140	Joshua Nesbitt	Florida State	Oct. 10, 2009	127	Eddie Lee Ivery	Auburn	Oct. 21, 1978
140	Zach Laskey	at Georgia	Nov. 29, 2014	127	William Bell	Nebraska	Jan. 1, 1991
139	Robert Lavette	Tennessee	Oct. 23, 1982	127	Anthony Allen	Clemson	Sept. 10, 2009
139	Robert Lavette	Wake Forest	Nov. 13, 1982	126	David Sims	South Carolina	Sept. 14, 1974
139	Jerry Mays	South Carolina	Sept. 23, 1989	126	Joe Burns	Clemson (OT)	Sept. 29, 2001
138	Tashard Choice	Maryland	Oct. 7, 2006	126	Robert Godhigh	Clemson	Nov. 14, 2013
138	Jonathan Dwyer	Samford	Sept. 8, 2007	125	Robert Lavette	NC State	Oct. 8, 1983
138	Preston Lyons	Utah (OT)	Dec. 31, 2011	125	Jerry Mays	South Carolina	Oct. 15, 1988
137	Rodney Lee	Tennessee	Oct. 8, 1977	125	Charles Wiley	Duke	Nov. 15, 1997
137	Justin Thomas	Georgia Southern	Sept. 13, 2014	125	Jonathan Dwyer	Virginia	Oct. 24, 2009
137	Orwin Smith	Virginia	Sept. 15, 2012	125	Anthony Allen	Virginia Tech	Nov. 4, 2010
136	Lenny Snow	Texas Tech	Dec. 31, 1965	124	Bucky Shamburger	Duke	Nov. 1, 1975
136	Robert Lavette	Georgia	Nov. 6, 1982	124	Eddie Lee Ivery	Tulane	Oct. 22, 1977
136	Jerry Mays	Maryland	Oct. 7, 1989	123	Ray Mendheim	Auburn	Oct. 19, 1963
136	Ajnavi Eziemefe	North Carolina	Sept. 28, 2002	123	David Sims	Pittsburgh	Sept. 21, 1974
136	Tevin Washington	Duke	Nov. 19, 2011	123	Eddie Lee Ivery	Virginia	Oct. 2, 1976
135	Jerry Mays	Wake Forest	Nov. 18, 1989	123	Jerry Mays	North Carolina	Oct. 5, 1985
135	Tashard Choice	Maryland	Oct. 6, 2007	123	William Bell	North Carolina	Oct. 20, 1990
134	David Sims	North Carolina	Oct. 12, 1974	123	Joe Burns	North Carolina	Sept. 30, 2000
134	Richard Hills	Indiana State	Oct. 10, 1987	122	David Sims	Notre Dame	Nov. 6, 1976
134	Tashard Choice	Georgia	Nov. 24, 2007	122	Gary Hardie	Tulane	Oct. 22, 1977
133	Dorsey Levens	NC State	Oct. 23, 1993	122	Ronny Cone	William & Mary	Sept. 29, 1979
133	Zach Laskey	Virginia	Oct. 26, 2013	122	Malcolm King	Michigan State	Dec. 31, 1985
133	Zach Laskey	Miami	Oct. 4, 2014	122	Joe Burns	Duke	Oct. 6, 2001
132	David Sims	Miami	Sept. 20, 1975	122	Rashaun Grant	NC State	Nov. 6, 2004
131	Lenny Snow	Virginia	Nov. 5, 1966	122	Joshua Nesbitt	Virginia Tech	Oct. 17, 2009
131	William Bell	Maryland	Oct. 9, 1993	122	Tevin Washington	Miami	Nov. 13, 2010
131	Tevin Washington	Air Force	Dec. 27, 2010	121	George Vokert	Georgia	Nov. 26, 1955
130	Lenny Snow	Clemson	Oct. 2, 1965	121	Justin Thomas	vs. Mississippi State	Dec. 31, 2014
130	Rob Healy	Georgia	Nov. 25, 1971	120	Michael Smith	Duke	Nov. 2, 1991
130	Dorsey Levens	Maryland	Oct. 9, 1993	120	Joe Burns	Virginia	Nov. 9, 2000

TOP INDIVIDUAL PERFORMANCES

YDS	PLAYER	OPPONENT	DATE	YDS	PLAYER	OPPONENT	DATE	YDS	PLAYER	OPPONENT	DATE
120	Tevin Washington	Maryland	Oct. 8, 2011	105	Brent Cunningham	Duke	Oct. 31, 1970	113	David Sims	Georgia	Nov. 30, 1974
119	Sean Gregory	Virginia	Nov. 6, 1999	105	P.J. Daniels	Vanderbilt (OT)	Sept. 27, 2003	132	David Sims	Miami	Sept. 20, 1975
119	P.J. Daniels	Syracuse	Dec. 21, 2004	105	Tashard Choice	Virginia Tech	Sept. 30, 2006	112	David Sims	Clemson	Sept. 27, 1975
119	Tashard Choice	North Carolina	Nov. 11, 2006	104	Glenn Turner	Florida	Sept. 26, 1953	151	David Sims	VMI	Oct. 11, 1975
119	Rashaun Grant	Army	Oct. 20, 2007	104	Greg Horne	Navy	Nov. 18, 1972	103	Tony Head	Auburn	Oct. 18, 1975
119	Justin Thomas	Duke	Oct. 11, 2014	104	Danny Myers	Tulane	Oct. 25, 1975	104	Danny Myers	Tulane	Oct. 25, 1975
118	Cory Collier	Virginia	Nov. 3, 1983	104	Edmund Fortier	Wake Forest	Nov. 13, 1982	124	Bucky Shamburger	Duke	Nov. 1, 1975
118	Tashard Choice	Duke	Nov. 18, 2006	104	Malcolm King	Georgia	Dec. 1, 1984	123	Eddie Lee Ivery	Virginia	Oct. 2, 1976
117	Bill Teas	SMU	Oct. 4, 1952	104	William Bell	Baylor	Nov. 6, 1993	107	Eddie Lee Ivery	Tennessee	Oct. 9, 1976
117	C.J. Williams	Clemson	Nov. 12, 1994	104	Joshua Nesbitt	North Carolina	Sept. 18, 2010	122	David Sims	Notre Dame	Nov. 6, 1976
117	Orwin Smith	Clemson	Oct. 6, 2012	104	Tevin Washington	Clemson	Oct. 6, 2012	142	Eddie Lee Ivery	South Carolina	Sept. 10, 1977
116	Jerry Mays	Virginia	Sept. 17, 1988	104	Justin Thomas	vs. Florida State	Dec. 6, 2014	137	Rodney Lee	Tennessee	Oct. 8, 1977
116	Zach Laskey	Presbyterian	Sept. 8, 2012	103	Tony Head	Auburn	Oct. 18, 1975	112	Rodney Lee	Auburn	Oct. 15, 1977
115	Bill Teas	Alabama	Nov. 15, 1952	103	Donnie Davis	Duke	Oct. 7, 1995	124	Eddie Lee Ivery	Tulane	Oct. 22, 1977
115	Glenn Turner	Alabama	Nov. 15, 1952	103	C.J. Williams	Duke	Sept. 26, 1996	122	Gary Hardie	Tulane	Oct. 22, 1977
115	Glenn Turner	Georgia	Nov. 29, 1952	103	Reggie Ball	Vanderbilt (OT)	Sept. 27, 2003	171	Rodney Lee	Duke	Oct. 29, 1977
115	Billy Williamson	Georgia	Dec. 2, 1961	103	P.J. Daniels	Clemson	Sept. 11, 2004	102	Eddie Lee Ivery	Duke	Oct. 29, 1977
115	Anthony Allen	North Carolina	Sept. 18, 2010	103	P.J. Daniels	North Carolina	Sept. 10, 2005	112	Eddie Lee Ivery	Georgia	Nov. 26, 1977
115	Tevin Washington	Virginia	Oct. 15, 2011	103	Anthony Allen	Virginia	Oct. 24, 2009	101	Gary Hardie	Georgia	Nov. 26, 1977
114	Leon Hardeman	Tulane	Oct. 11, 1952	103	Joshua Nesbitt	Clemson	Dec. 5, 2009	111	Eddie Lee Ivery	Duke	Sept. 9, 1978
114	Bill Teas	Florida	Sept. 25, 1954	102	Jonathan Dwyer	Florida State	Oct. 10, 2009	157	Eddie Lee Ivery	South Carolina	Oct. 7, 1978
114	Greg Horne	Duke	Oct. 30, 1971	102	Eddie Lee Ivery	Notre Dame	Nov. 18, 1978	166	Eddie Lee Ivery	Miami	Oct. 14, 1978
114	Robert Lavette	Duke	Nov. 3, 1984	102	Eddie Lee Ivery	Duke	Oct. 29, 1977	127	Eddie Lee Ivery	Auburn	Oct. 21, 1978
114	Cory Collier	Wake Forest	Nov. 16, 1985	102	Leon Hardeman	Vanderbilt	Oct. 25, 1952	146	Eddie Lee Ivery	Florida	Oct. 28, 1978
114	Jimmy Lincoln	Furman	Sept. 11, 1993	101	Gary Hardie	Georgia	Nov. 26, 1977	356	Eddie Lee Ivery	Air Force	Nov. 11, 1978
114	Joe Burns	NC State	Oct. 20, 2001	101	John Dewberry	Clemson	Sept. 24, 1983	102	Eddie Lee Ivery	Notre Dame	Nov. 18, 1978
114	P.J. Daniels	Duke	Oct. 16, 2004	101	Jimmy Lincoln	Wake Forest	Nov. 16, 1991	160	Eddie Lee Ivery	Georgia	Dec. 2, 1978
114	P.J. Daniels	Connecticut	Sept. 17, 2005	101	Sean Gregory	Clemson	Nov. 13, 1999	122	Ronny Cone	William & Mary	Sept. 29, 1979
113	Bill Teas	Auburn	Oct. 19, 1953	101	Vad Lee	Presbyterian	Sept. 8, 2012	156	Ronny Cone	Air Force	Nov. 10, 1979
113	Lenny Snow	Texas A&M	Sept. 17, 1966	101	Zach Laskey	Boston College	Oct. 20, 2012	168	Robert Lavette	North Carolina	Oct. 3, 1981
113	David Sims	Georgia	Nov. 30, 1974	100	Joe Hamilton	UCF	Sept. 18, 1999	197	Robert Lavette	Navy	Nov. 14, 1981
113	Jerry Mays	Virginia	Sept. 16, 1989	100	Joe Burns	NC State (OT)	Sept. 21, 2000	148	Robert Lavette	The Citadel	Sept. 18, 1982
113	Sean Gregory	NC State	Oct. 30, 1999	100	P.J. Daniels	Clemson	Oct. 29, 2005	148	Robert Lavette	Memphis	Sept. 25, 1982
113	Joe Burns	Syracuse	Aug. 26, 2001	100	Tashard Choice	Wake Forest	Dec. 2, 2006	145	Robert Lavette	Tulane	Oct. 9, 1982
113	P.J. Daniels	Florida State	Sept. 13, 2003	100	Robert Godhigh	North Carolina	Sept. 21, 2013	139	Robert Lavette	Tennessee	Oct. 23, 1982
112	Bruce Southall	Boston College	Nov. 11, 1972	100	David Sims	Georgia (OT)	Nov. 30, 2013	136	Robert Lavette	Virginia	Nov. 6, 1982
112	David Sims	Clemson	Sept. 27, 1975					139	Robert Lavette	Wake Forest	Nov. 13, 1982
112	Rodney Lee	Auburn	Oct. 15, 1977					104	Edmund Fortier	Wake Forest	Nov. 13, 1982
112	Eddie Lee Ivery	Georgia	Nov. 26, 1977					203	Robert Lavette	Georgia	Nov. 27, 1982
112	Dorsey Levens	Furman	Sept. 11, 1993					101	John Dewberry	Clemson	Sept. 24, 1983
112	Charlie Rogers	Duke	Sept. 26, 1996					141	Robert Lavette	North Carolina	Oct. 1, 1983
112	Jonathan Dwyer	Jacksonville State	Aug. 28, 2008					125	Robert Lavette	NC State	Oct. 8, 1983
112	Vad Lee	at North Carolina	Nov. 10, 2012					118	Cory Collier	Virginia	Nov. 3, 1983
111	Eddie Lee Ivery	Duke	Sept. 9, 1978					168	Cory Collier	Wake Forest	Nov. 12, 1983
111	Ronny Cone	Wake Forest	Nov. 12, 1983					111	Ronny Cone	Wake Forest	Nov. 12, 1983
111	Jerry Mays	North Carolina	Oct. 4, 1986					158	Robert Lavette	Georgia	Nov. 26, 1983
111	William Bell	NC State	Oct. 23, 1993					128	Robert Lavette	Alabama	Sept. 15, 1984
111	Charles Wiley	Wake Forest	Sept. 14, 1996					158	Robert Lavette	The Citadel	Sept. 22, 1984
111	Sidney Ford	Wake Forest	Oct. 14, 2000					161	Robert Lavette	Virginia	Oct. 13, 1984
111	P.J. Daniels	Auburn	Sept. 3, 2005					149	Robert Lavette	Tennessee	Oct. 27, 1984
111	Robert Godhigh	Virginia	Oct. 26, 2013					114	Robert Lavette	Duke	Nov. 3, 1984
111	David Sims	Alabama A&M	Nov. 23, 2013					109	Robert Lavette	Georgia	Dec. 1, 1984
110	Bill Teas	Georgia	Nov. 29, 1952					104	Malcolm King	Georgia	Dec. 1, 1984
110	Floyd Faucette	Clemson	Nov. 8, 1958					123	Jerry Mays	North Carolina	Oct. 5, 1985
110	Lenny Snow	Florida	Jan. 2, 1967					206	Jerry Mays	Western Carolina	Oct. 12, 1985
110	Tashard Choice	Samford	Sept. 8, 2007					114	Cory Collier	Wake Forest	Nov. 16, 1985
110	Jonathan Dwyer	Duke	Nov. 14, 2009					122	Malcolm King	vs. Michigan State	Dec. 31, 1985
110	Jonathan Dwyer	Clemson	Dec. 5, 2009					107	Nathaniel Kelsey	Virginia	Sept. 20, 1986
110	Embry Peeples	Kansas	Sept. 17, 2011					111	Jerry Mays	North Carolina	Oct. 4, 1986
110	Synjin Days	at Pitt	Oct. 25, 2014					188	Jerry Mays	NC State	Oct. 11, 1986
109	Robert Lavette	Georgia	Dec. 1, 1984					134	Richard Hills	Indiana State	Oct. 10, 1987
109	Joe Burns	Maryland	Nov. 18, 2000					116	Jerry Mays	Virginia	Sept. 17, 1988
109	P.J. Daniels	Wake Forest	Nov. 5, 2005					125	Jerry Mays	South Carolina	Oct. 15, 1988
109	P.J. Daniels	Utah	Dec. 29, 2005					157	Jerry Mays	North Carolina	Oct. 22, 1988
109	Jonathan Dwyer	Clemson	Oct. 18, 2008					151	Jerry Mays	VMI	Nov. 5, 1988
109	Joshua Nesbitt	Virginia	Oct. 9, 2010					113	Jerry Mays	Virginia	Sept. 16, 1989
108	Leon Hardman	Duke	Nov. 1, 1952					139	Jerry Mays	South Carolina	Sept. 23, 1989
108	Danny Myers	South Carolina	Sept. 14, 1974					136	Jerry Mays	Maryland	Oct. 7, 1989
108	C.J. Williams	North Carolina	Oct. 14, 1995					169	Jerry Mays	North Carolina	Oct. 21, 1989
108	P.J. Daniels	Duke	Nov. 8, 2003					106	Jerry Mays	Duke	Oct. 28, 1989
108	Jonathan Dwyer	Boston College	Sept. 6, 2008					135	Jerry Mays	Wake Forest	Nov. 18, 1989
107	Jimmy Thompson	Duke	Oct. 30, 1954					207	Jerry Mays	Georgia	Dec. 2, 1989
107	Bruce Southall	Navy	Nov. 18, 1972					123	William Bell	North Carolina	Oct. 20, 1990
107	Eddie Lee Ivery	Tennessee	Oct. 9, 1976					166	William Bell	Duke	Oct. 27, 1990
107	Nathaniel Kelsey	Virginia	Sept. 20, 1986					128	William Bell	Georgia	Dec. 1, 1990
107	Tashard Choice	Duke	Oct. 15, 2005					127	William Bell	Nebraska	Jan. 1, 1991
107	Tashard Choice	Miami	Oct. 28, 2006					120	Michael Smith	Duke	Nov. 2, 1991
107	David Sims	Virginia	Oct. 26, 2013					101	Jimmy Lincoln	Wake Forest	Nov. 16, 1991
106	Jerry Mays	Duke	Oct. 28, 1989					229	Jimmy Lincoln	Virginia	Sept. 19, 1991
106	Dorsey Levens	Baylor	Nov. 6, 1993					114	Jimmy Lincoln	Furman	Sept. 11, 1993
106	Joshua Nesbitt	Middle Tennessee	Oct. 16, 2010					112	Dorsey Levens	Furman	Sept. 11, 1993

100-YARD RUSHING GAMES

BY DATE

YDS	PLAYER	OPPONENT	DATE
199	Eddie Prokop	vs. Tulsa	Jan. 1, 1944
168	Bobby North	Auburn	Oct. 15, 1949
129	Leon Hardeman	SMU	Oct. 4, 1952
117	Bill Teas	SMU	Oct. 4, 1952
114	Leon Hardeman	Tulane	Oct. 11, 1952
102	Leon Hardeman	Vanderbilt	Oct. 25, 1952
108	Leon Hardman	Duke	Nov. 1, 1952
115	Bill Teas	Alabama	Nov. 15, 1952
115	Glenn Turner	Alabama	Nov. 15, 1952
110	Bill Teas	Georgia	Nov. 29, 1952
110	Bill Teas	Georgia	Nov. 29, 1952
104	Glenn Turner	Florida	Sept. 26, 1953
113	Bill Teas	Auburn	Oct. 19, 1953
114	Bill Teas	Florida	Sept. 25, 1954
128	Bill Teas	LSU	Oct. 9, 1954
107	Jimmy Thompson	Duke	Oct. 30, 1954
121	George Vokert	Georgia	Nov. 26, 1955
110	Floyd Faucette	Clemson	Nov. 8, 1958
115	Billy Williamson	Georgia	Dec. 2, 1961
123	Ray Mendheim	Auburn	Oct. 19, 1963
130	Lenny Snow	Clemson	Oct. 2, 1965
136	Lenny Snow	vs. Texas Tech	Dec. 31, 1965
113	Lenny Snow	Texas A&M	Sept. 17, 1966
141	Lenny Snow	Clemson	Oct. 1, 1966
131	Lenny Snow	Virginia	Nov. 5, 1966
110	Lenny Snow	Florida	Jan. 2, 1967
190	Brent Cunningham	Duke	Nov. 1, 1969
217	Brent Cunningham	Clemson	Oct. 3, 1970
154	Brent Cunningham	Duke	Oct. 31, 1970
142	Brent Cunningham	Navy	Nov. 7, 1970
114	Greg Horne	Duke	Oct. 30, 1971
130	Rob Healy	Georgia	Nov. 25, 1971
112	Bruce Southall	Boston College	Nov. 11, 1972
107	Bruce Southall	Navy	Nov. 18, 1972
104	Greg Horne	Navy	Nov. 18, 1972
126	David Sims	South Carolina	Sept. 14, 1974
108	Danny Myers	South Carolina	Sept. 14, 1974
123	David Sims	Pittsburgh	Sept. 21, 1974
141	Adrian Rucker	Virginia	Oct. 5, 1974
134	David Sims	North Carolina	Oct. 12, 1974

TOP INDIVIDUAL PERFORMANCES

PLAYERS TO THROW AND CATCH TOUCHDOWN IN SAME GAME



Only four Georgia Tech players have thrown and caught a touchdown in the same game. Taylor Bennett (pictured) was the last Tech player to accomplish the feat against North Carolina in 2007.

PLAYER	OPPONENT	DATE
Joe Delany	Tulane	Oct. 27, 1956
Joe Hamilton	vs. Notre Dame	Jan. 1, 1999
Jonathan Smith	North Carolina	Nov. 15, 2003
Taylor Bennett	North Carolina	Nov. 17, 2007

YDS	PLAYER	OPPONENT	DATE	YDS	PLAYER	OPPONENT	DATE
131	William Bell	Maryland	Oct. 9, 1993	164	Tashard Choice	NC State	Nov. 4, 2006
130	Dorsey Levens	Maryland	Oct. 9, 1993	119	Tashard Choice	North Carolina	Nov. 11, 2006
133	Dorsey Levens	NC State	Oct. 23, 1993	118	Tashard Choice	Duke	Nov. 18, 2006
111	William Bell	NC State	Oct. 23, 1993	146	Tashard Choice	Georgia	Nov. 25, 2006
106	Dorsey Levens	Baylor	Nov. 6, 1993	100	Tashard Choice	vs. Wake Forest	Dec. 2, 2006
104	William Bell	Baylor	Nov. 6, 1993	169	Tashard Choice	vs. West Virginia	Jan. 1, 2007
141	Dorsey Levens	Wake Forest	Nov. 13, 1993	196	Tashard Choice	Notre Dame	Sept. 1, 2007
117	C.J. Williams	Clemson	Nov. 12, 1994	138	Jonathan Dwyer	Samford	Sept. 8, 2007
206	C.J. Williams	Wake Forest	Nov. 19, 1994	110	Tashard Choice	Samford	Sept. 8, 2007
151	C.J. Williams	Furman	Sept. 2, 1995	145	Tashard Choice	Clemson	Sept. 29, 2007
154	C.J. Williams	Arizona	Sept. 7, 1995	135	Tashard Choice	Maryland	Oct. 6, 2007
166	C.J. Williams	Maryland	Sept. 28, 1995	204	Tashard Choice	Miami	Oct. 13, 2007
185	C.J. Williams	Duke	Oct. 7, 1995	119	Rashaun Grant	Army	Oct. 20, 2007
103	Donnie Davis	Duke	Oct. 7, 1995	170	Tashard Choice	Duke	Nov. 10, 2007
108	C.J. Williams	North Carolina	Oct. 14, 1995	142	Tashard Choice	North Carolina	Nov. 17, 2007
143	C.J. Williams	NC State	Nov. 11, 1995	134	Tashard Choice	Georgia	Nov. 24, 2007
147	C.J. Williams	NC State	Sept. 7, 1996	112	Jonathan Dwyer	Jacksonville State	Aug. 28, 2008
111	Charles Wiley	Wake Forest	Sept. 14, 1996	108	Jonathan Dwyer	Boston College	Sept. 6, 2008
112	Charlie Rogers	Duke	Sept. 26, 1996	151	Joshua Nesbitt	Virginia Tech	Sept. 13, 2008
103	C.J. Williams	Duke	Sept. 26, 1996	141	Jonathan Dwyer	Mississippi State	Sept. 20, 2008
125	Charles Wiley	Duke	Nov. 15, 1997	159	Jonathan Dwyer	Duke	Oct. 4, 2008
179	Joe Burns	Maryland	Oct. 31, 1998	109	Jonathan Dwyer	Clemson	Oct. 18, 2008
150	Sean Gregory	UCF	Sept. 18, 1999	145	Jonathan Dwyer	Florida State	Nov. 1, 2008
100	Joe Hamilton	UCF	Sept. 18, 1999	157	Jonathan Dwyer	North Carolina	Nov. 8, 2008
113	Sean Gregory	NC State	Oct. 30, 1999	128	Jonathan Dwyer	Miami	Nov. 20, 2008
119	Sean Gregory	Virginia	Nov. 6, 1999	214	Roddy Jones	Georgia	Nov. 29, 2008
101	Sean Gregory	Clemson	Nov. 13, 1999	144	Jonathan Dwyer	Georgia	Nov. 29, 2008
100	Joe Burns	NC State (OT)	Sept. 21, 2000	127	Anthony Allen	Clemson	Sept. 10, 2009
123	Joe Burns	North Carolina	Sept. 30, 2000	158	Jonathan Dwyer	North Carolina	Sept. 26, 2009
111	Sidney Ford	Wake Forest	Oct. 14, 2000	140	Joshua Nesbitt	Florida State	Oct. 10, 2009
120	Joe Burns	Virginia	Nov. 9, 2000	102	Jonathan Dwyer	Florida State	Oct. 10, 2009
109	Joe Burns	Maryland	Nov. 18, 2000	122	Joshua Nesbitt	Virginia Tech	Oct. 17, 2009
113	Joe Burns	Syracuse	Aug. 26, 2001	125	Jonathan Dwyer	Virginia	Oct. 24, 2009
129	Sidney Ford	Navy	Sept. 8, 2001	103	Anthony Allen	Virginia	Oct. 24, 2009
126	Joe Burns	Clemson (OT)	Sept. 29, 2001	186	Jonathan Dwyer	Vanderbilt	Oct. 31, 2009
122	Joe Burns	Duke	Oct. 6, 2001	189	Jonathan Dwyer	Wake Forest (OT)	Nov. 7, 2009
114	Joe Burns	NC State	Oct. 20, 2001	110	Jonathan Dwyer	Duke	Nov. 14, 2009
198	Joe Burns	North Carolina	Nov. 1, 2001	103	Joshua Nesbitt	Clemson	Dec. 5, 2009
145	Joe Burns	Wake Forest	Nov. 17, 2001	110	Jonathan Dwyer	Clemson	Dec. 5, 2009
153	Tony Hollings	Vanderbilt	Aug. 31, 2002	130	Joshua Nesbitt	South Carolina State	Sept. 4, 2010
144	Tony Hollings	Connecticut	Sept. 7, 2002	115	Anthony Allen	North Carolina	Sept. 18, 2010
147	Tony Hollings	Clemson	Sept. 14, 2002	104	Joshua Nesbitt	North Carolina	Sept. 18, 2010
189	Tony Hollings	BYU	Sept. 21, 2002	195	Anthony Allen	Virginia	Oct. 9, 2010
136	Ajeravi Eziemefe	North Carolina	Sept. 28, 2002	109	Joshua Nesbitt	Virginia	Oct. 9, 2010
113	P.J. Daniels	Florida State	Sept. 13, 2003	106	Joshua Nesbitt	Middle Tennessee	Oct. 16, 2010
105	P.J. Daniels	Vanderbilt (OT)	Sept. 27, 2003	125	Anthony Allen	Virginia Tech	Nov. 4, 2010
103	Reggie Ball	Vanderbilt (OT)	Sept. 27, 2003	122	Tevin Washington	Miami	Nov. 13, 2010
175	P.J. Daniels	Wake Forest	Oct. 11, 2003	165	Anthony Allen	Duke	Nov. 20, 2010
108	P.J. Daniels	Duke	Nov. 8, 2003	166	Anthony Allen	Georgia	Nov. 27, 2010
240	P.J. Daniels	North Carolina	Nov. 15, 2003	131	Tevin Washington	vs. Air Force	Dec. 27, 2010
307	P.J. Daniels	Tulsa	Jan. 4, 2004	157	Orwin Smith	Kansas	Sept. 17, 2011
169	P.J. Daniels	Samford	Sept. 4, 2004	110	Embry Peeples	Kansas	Sept. 17, 2011
103	P.J. Daniels	Clemson	Sept. 11, 2004	120	Tevin Washington	Maryland	Oct. 8, 2011
114	P.J. Daniels	Duke	Oct. 16, 2004	115	Tevin Washington	Virginia	Oct. 15, 2011
122	Rashaun Grant	NC State	Nov. 6, 2004	176	Tevin Washington	Clemson	Oct. 29, 2011
119	P.J. Daniels	Syracuse	Dec. 21, 2004	136	Tevin Washington	Duke	Nov. 19, 2011
111	P.J. Daniels	Auburn	Sept. 3, 2005	138	Preston Lyons	Utah (OT)	Dec. 31, 2011
103	P.J. Daniels	North Carolina	Sept. 10, 2005	116	Zach Laskey	Presbyterian	Sept. 8, 2012
114	P.J. Daniels	Connecticut	Sept. 17, 2005	101	Vad Lee	Presbyterian	Sept. 8, 2012
107	Tashard Choice	Duke	Oct. 15, 2005	137	Orwin Smith	Virginia	Sept. 15, 2012
100	P.J. Daniels	Clemson	Oct. 29, 2005	117	Orwin Smith	Clemson	Oct. 6, 2012
109	P.J. Daniels	Wake Forest	Nov. 5, 2005	104	Tevin Washington	Clemson	Oct. 6, 2012
109	P.J. Daniels	Utah	Dec. 29, 2005	101	Zach Laskey	Boston College	Oct. 20, 2012
130	Reggie Ball	Troy	Sept. 16, 2006	112	Vad Lee	at North Carolina	Nov. 10, 2012
105	Tashard Choice	Virginia Tech	Sept. 30, 2006	100	Robert Godhigh	North Carolina	Sept. 21, 2013
138	Tashard Choice	Maryland	Oct. 7, 2006	133	Zach Laskey	Virginia	Oct. 26, 2013
107	Tashard Choice	Miami	Oct. 28, 2006	111	Robert Godhigh	Virginia	Oct. 26, 2013

YDS	PLAYER	OPPONENT	DATE
107	David Sims	Virginia	Oct. 26, 2013
126	Robert Godhigh	Clemson	Nov. 14, 2013
111	David Sims	Alabama A&M	Nov. 23, 2013
100	David Sims	Georgia (OT)	Nov. 30, 2013
137	Justin Thomas	Georgia Southern	Sept. 13, 2014
165	Justin Thomas	at Virginia Tech	Sept. 20, 2014
133	Zach Laskey	Miami	Oct. 4, 2014
119	Justin Thomas	Duke	Oct. 11, 2014
110	Synjyn Days	at Pitt	Oct. 25, 2014
147	Synjyn Days	Virginia	Nov. 1, 2014
157	Synjyn Days	at NC State	Nov. 8, 2014
140	Zach Laskey	at Georgia	Nov. 29, 2014
104	Justin Thomas	vs. Florida State	Dec. 6, 2014
171	Synjyn Days	vs. Mississippi State	Dec. 31, 2014
121	Justin Thomas	vs. Mississippi State	Dec. 31, 2014

PASSING

300-YARD PASSING GAMES

BY YARDS

YDS	PLAYER	OPPONENT	DATE
486	George Godsey	Virginia	Nov. 10, 2001
454	George Godsey	Clemson	Oct. 28, 2000
416	Darrell Gast	Duke	Oct. 31, 1987
387	Joe Hamilton	Florida State	Sept. 11, 1999
387	Joe Hamilton	Maryland	Sept. 30, 1999
371	Eddie McAshan	Rice	Sept. 30, 1972
361	Mike Kelley	Navy	Nov. 17, 1979
354	George Godsey	Maryland	Nov. 18, 2000
341	Joe Hamilton	Georgia (OT)	Nov. 27, 1999
337	Joe Hamilton	Virginia	Nov. 8, 1997
333	Mike Kelley	Georgia	Nov. 29, 1980
333	George Godsey	Wake Forest	Oct. 14, 2000
326	Taylor Bennett	West Virginia	Jan. 1, 2007
324	Joe Hamilton	Duke	Oct. 16, 1999
323	George Godsey	Virginia	Nov. 9, 2000
322	Joe Hamilton	Clemson	Nov. 13, 1999
320	George Godsey	Maryland (OT)	Oct. 11, 2001
320	Reggie Ball	North Carolina	Sept. 10, 2005
319	Kim King	Virginia	Nov. 13, 1965
317	Rick Strom	The Citadel	Sept. 12, 1987
313	Tommy Luginbill	North Carolina	Oct. 8, 1994
310	Tommy Luginbill	Virginia	Oct. 15, 1994
309	Taylor Bennett	Maryland	Oct. 6, 2007
305	Shawn Jones	Georgia	Nov. 28, 1992
303	Joe Hamilton	North Carolina	Sept. 26, 1998

300-YARD PASSING GAMES

BY DATE

YDS	PLAYER	OPPONENT	DATE
319	Kim King	Virginia	Nov. 13, 1965
371	Eddie McAshan	Rice	Sept. 30, 1972
361	Mike Kelley	Navy	Nov. 17, 1979
333	Mike Kelley	Georgia	Nov. 29, 1980
317	Rick Strom	The Citadel	Sept. 12, 1987
416	Darrell Gast	Duke	Oct. 31, 1987
305	Shawn Jones	Georgia	Nov. 28, 1992
313	Tommy Luginbill	North Carolina	Oct. 8, 1994
310	Tommy Luginbill	Virginia	Oct. 15, 1994
337	Joe Hamilton	Virginia	Nov. 8, 1997
303	Joe Hamilton	North Carolina	Sept. 26, 1998
387	Joe Hamilton	Florida State	Sept. 11, 1999
387	Joe Hamilton	Maryland	Sept. 30, 1999
324	Joe Hamilton	Duke	Oct. 16, 1999
322	Joe Hamilton	Clemson	Nov. 13, 1999
341	Joe Hamilton	Georgia (OT)	Nov. 27, 1999
333	George Godsey	Wake Forest	Oct. 14, 2000
454	George Godsey	Clemson	Oct. 28, 2000
323	George Godsey	Virginia	Nov. 9, 2000
354	George Godsey	Maryland	Nov. 18, 2000
320	George Godsey	Maryland (OT)	Oct. 11, 2001
486	George Godsey	Virginia	Nov. 10, 2001
320	Reggie Ball	North Carolina	Sept. 10, 2005
326	Taylor Bennett	West Virginia	Jan. 1, 2007
309	Taylor Bennett	Maryland	Oct. 6, 2007

TOP INDIVIDUAL PERFORMANCES

100-YARD RECEIVING GAMES

BY YARDS

YDS	PLAYER	OPPONENT	DATE
243	Dez White	Virginia	Oct. 17, 1998
230	Demaryius Thomas	Duke	Oct. 4, 2008
223	Derrick Steagall	Virginia	Nov. 8, 1997
215	Dez White	Maryland	Sept. 30, 1999
209	Kelly Campbell	Clemson	Oct. 28, 2000
203	Kelly Campbell	North Carolina (OT)	Oct. 9, 1999
203	Kris Kentera	Navy	Nov. 17, 1979
202	Buck Martin	Auburn	Oct. 20, 1951
198	John Sias	Navy	Nov. 9, 1968
194	Jonathan Smith	Wake Forest	Oct. 11, 2003
193	Greg Lester	Duke	Oct. 31, 1987
193	Kelly Campbell	Syracuse	Aug. 26, 2001
190	Kelly Campbell	Duke	Oct. 16, 1999
186	Calvin Johnson	West Virginia	Jan. 1, 2007
181	Stephen Hill	Western Carolina	Sept. 1, 2011
176	Jason McGill	Maryland	Oct. 10, 1992
174	Demaryius Thomas	Mississippi State	Oct. 3, 2009
172	Will Glover	Virginia	Nov. 10, 2001
171	Craig Baynham	Virginia	Nov. 13, 1965
171	Dez White	North Carolina	Sept. 26, 1998
170	Jonathan Smith	Clemson	Sept. 20, 2003
168	Calvin Johnson	NC State	Nov. 4, 2006
165	Calvin Johnson	Virginia	Sept. 21, 2006
165	Dez White	Georgia (OT)	Nov. 27, 1999
164	Drew Hill	Notre Dame	Nov. 18, 1978
161	Kerry Watkins	Virginia	Nov. 10, 2001
155	Greg Smith	North Carolina	Nov. 17, 2007
155	Jonathan Smith	NC State	Oct. 4, 2003
155	Will Glover	Wake Forest	Nov. 17, 2001
154	Drew Hill	Duke	Sept. 9, 1978
151	Stephen Hill	North Carolina	Sept. 24, 2011
148	John Sias	Tennessee	Oct. 14, 1967
147	Kerry Watkins	Maryland	Nov. 18, 2000
147	Kelly Campbell	Wake Forest	Oct. 14, 2000
146	Jimmy Robinson	Rice	Sept. 30, 1972
144	John Sias	TCU	Sept. 30, 1967
143	John Sias	Duke	Nov. 2, 1968
142	Charlie Rogers	UCF	Oct. 26, 1996
141	Kelly Campbell	Florida State	Sept. 11, 1999
140	Harvey Middleton	Georgia	Nov. 29, 1997
139	Kerry Watkins	Clemson	Sept. 14, 2002
139	Demaryius Thomas	Maryland	Oct. 6, 2007
138	Jimmy Robinson	Michigan State	Sept. 23, 1972
136	James Johnson	Virginia Tech	Nov. 1, 2007
135	Kelly Campbell	Clemson	Nov. 13, 1999
133	Calvin Johnson	Maryland	Oct. 7, 2006
133	Demaryius Thomas	Miami	Sept. 17, 2009
132	Steve Harkey	South Carolina	Sept. 12, 1970
132	DeAndre Smelter	Wofford	Aug. 30, 2014
131	Damarious Bilbo	North Carolina	Sept. 10, 2005
131	Calvin Johnson	Connecticut	Nov. 13, 2004
131	Mark Fields	Rice	Sept. 30, 1972
130	Calvin Johnson	NC State	Oct. 6, 2005
129	Harvey Middleton	Duke	Sept. 26, 1996
129	Dez White	Notre Dame	Jan. 1, 1999
127	Kelly Campbell	Duke	Oct. 21, 2000
127	Kerry Watkins	Maryland	Oct. 17, 2002
127	Calvin Johnson	Clemson	Sept. 11, 2004
127	Demaryius Thomas	Georgia	Nov. 28, 2009
126	Gary Williams	Georgia	Nov. 27, 1965
126	Harvey Middleton	Duke	Oct. 7, 1995
126	Stephen Hill	Middle Tennessee	Sept. 10, 2011
125	Derrick Steagall	Duke	Nov. 15, 1997
123	Calvin Johnson	Virginia Tech	Sept. 24, 2005
122	Marlon Heggs	Tulane	Oct. 25, 1980
122	Gary Lee	Georgia	Nov. 29, 1986
121	Leon Chadwick	Notre Dame	Oct. 6, 1979
121	Jonathan Smith	BYU	Aug. 28, 2003
120	Jimmy Robinson	Tulane	Oct. 27, 1973
119	Bobby Rodriguez	Georgia	Dec. 1, 1990
117	Calvin Johnson	Wake Forest	Dec. 2, 2006
117	Embry Peoples	Vanderbilt	Oct. 31, 2009
116	Charlie Simmons	Duke	Oct. 30, 1993
115	Billy Williamson	Georgia	Dec. 2, 1961
115	Calvin Johnson	Virginia Tech	Sept. 30, 2006
114	Dez White	Florida State	Sept. 11, 1999
114	Calvin Johnson	North Carolina	Sept. 10, 2005

PLAYERS WITH 100 YARDS RUSHING & PASSING, SAME GAME

PLAYER	RUSH / PASS	OPPONENT	DATE
Joshua Nesbitt	151 / 109	Virginia Tech	Sept. 13, 2008
Joshua Nesbitt	103 / 136	vs. Clemson	Dec. 5, 2009
Joshua Nesbitt	140 / 131	Florida State	Oct. 10, 2009
Tevin Washington	122 / 101	Miami	Nov. 13, 2010
Tevin Washington	120 / 114	Maryland	Oct. 8, 2011
Tevin Washington	136 / 185	at Duke	Nov. 19, 2011
Tevin Washington	104 / 144	Clemson	Oct. 6, 2012
Vad Lee	112 / 169	at North Carolina	Nov. 10, 2012
Justin Thomas	137 / 188	Georgia Southern	Sept. 13, 2014
Justin Thomas	165 / 125	at Virginia Tech	Sept. 20, 2014
Justin Thomas	104 / 134	vs. Florida State	Dec. 6, 2014
Justin Thomas	121 / 125	vs. Mississippi State	Dec. 31, 2014

YDS	PLAYER	OPPONENT	DATE
114	Darren Waller	vs. Mississippi State	Dec. 31, 2014
113	Jimmy Robinson	South Carolina	Sept. 15, 1973
113	Mike Sheridan	Maryland	Nov. 11, 1996
112	Billy Martin	Florida State	Nov. 9, 1963
112	Ken Whisenhunt	Duke	Nov. 3, 1984
112	Keenan Walker	NC State	Oct. 3, 1992
112	Bobby Rodriguez	Wake Forest	Nov. 14, 1992
112	Derrick Steagall	West Virginia	Dec. 29, 1997
111	Kris Kentera	Auburn	Oct. 20, 1979
111	Harvey Middleton	NC State	Oct. 11, 1997
111	Calvin Johnson	Notre Dame	Sept. 2, 2006
110	Dez White	Duke	Oct. 3, 1998
109	Harvey Middleton	Maryland	Nov. 22, 1997
108	Jonathan Smith	The Citadel	Sept. 1, 2001
108	Kelly Campbell	Maryland (OT)	Oct. 11, 2001
108	Jonathan Smith	Georgia	Nov. 29, 2003
108	Calvin Johnson	Virginia	Nov. 20, 2004
108	Orwin Smith	Kansas	Sept. 17, 2011
107	Greg Lester	Auburn	Oct. 17, 1987
107	Greg Lester	Boston College	Sept. 14, 1991
107	Harvey Middleton	Navy	Nov. 23, 1996
107	Harvey Middleton	Wake Forest	Sept. 20, 1997
107	DeAndre Smelter	Virginia	Nov. 1, 2014
106	Harvey Middleton	Clemson	Oct. 19, 1996
106	Harvey Middleton	Duke	Nov. 15, 1997
106	Kelly Campbell	Stanford	Dec. 27, 2001
106	DeAndre Smelter	Georgia Southern	Sept. 13, 2014
105	Marlon Heggs	Georgia	Nov. 29, 1980
105	Derrick Steagall	Wake Forest	Nov. 13, 1993
105	Harvey Middleton	Clemson	Sept. 27, 1997
105	Nate Curry	Syracuse	Dec. 21, 2004
103	Bill Sennett	Tulane	Sept. 18, 1954
103	John Sias	Auburn	Oct. 19, 1968
103	Damarious Bilbo	Utah	Dec. 29, 2005
103	Robert Godhigh	Clemson	Nov. 14, 2013
102	John Hicks	VMI	Nov. 10, 1951
102	Billy Williamson	Penn State	Dec. 30, 1961
102	Derrick Steagall	Furman	Sept. 11, 1993
102	Kerry Watkins	Wake Forest	Oct. 5, 2002
101	John Sias	Miami	Sept. 28, 1968
101	Demaryius Thomas	Jacksonville State	Sept. 5, 2009
101	DeAndre Smelter	at Virginia Tech	Sept. 20, 2014
100	John Sias	Tulane	Oct. 26, 1968
100	Dez White	Miami	Jan. 1, 2000
100	Levon Thomas	Clemson	Sept. 11, 2004

RECEIVING

100-YARD RECEIVING GAMES

BY DATE

YDS	PLAYER	OPPONENT	DATE
202	Buck Martin	Auburn	Oct. 20, 1951
102	John Hicks	VMI	Nov. 10, 1951
103	Bill Sennett	Tulane	Sept. 18, 1954
115	Billy Williamson	Georgia	Dec. 2, 1961
102	Billy Williamson	Penn State	Dec. 30, 1961
112	Billy Martin	Florida State	Nov. 9, 1963
171	Craig Baynham	Virginia	Nov. 13, 1965
126	Gary Williams	Georgia	Nov. 27, 1965
144	John Sias	TCU	Sept. 30, 1967
148	John Sias	Tennessee	Oct. 14, 1967
101	John Sias	Miami	Sept. 28, 1968
103	John Sias	Auburn	Oct. 19, 1968
100	John Sias	Tulane	Oct. 26, 1968
143	John Sias	Duke	Nov. 2, 1968
198	John Sias	Navy	Nov. 9, 1968
132	Steve Harkey	South Carolina	Sept. 12, 1970
138	Jimmy Robinson	Michigan State	Sept. 23, 1972
146	Jimmy Robinson	Rice	Sept. 30, 1972
131	Mark Fields	Rice	Sept. 30, 1972
113	Jimmy Robinson	South Carolina	Sept. 15, 1973
111	Kris Kentera	Auburn	Oct. 20, 1979
120	Jimmy Robinson	Tulane	Oct. 27, 1973
154	Drew Hill	Duke	Sept. 9, 1978
164	Drew Hill	Notre Dame	Nov. 18, 1978
121	Leon Chadwick	Notre Dame	Oct. 6, 1979
203	Kris Kentera	Navy	Nov. 17, 1979
122	Marlon Heggs	Tulane	Oct. 25, 1980
105	Marlon Heggs	Georgia	Nov. 29, 1980
112	Ken Whisenhunt	Duke	Nov. 3, 1984
122	Gary Lee	Georgia	Nov. 29, 1986
107	Greg Lester	Auburn	Oct. 17, 1987
193	Greg Lester	Duke	Oct. 31, 1987
119	Bobby Rodriguez	Georgia	Dec. 1, 1990
107	Greg Lester	Boston College	Sept. 14, 1991
112	Keenan Walker	NC State	Oct. 3, 1992
176	Jason McGill	Maryland	Oct. 10, 1992
112	Bobby Rodriguez	Wake Forest	Nov. 14, 1992
102	Derrick Steagall	Furman	Sept. 11, 1993
116	Charlie Simmons	Duke	Oct. 30, 1993
105	Derrick Steagall	Wake Forest	Nov. 13, 1993
126	Harvey Middleton	Duke	Oct. 7, 1995
129	Harvey Middleton	Duke	Sept. 26, 1996
106	Harvey Middleton	Clemson	Oct. 19, 1996
142	Charlie Rogers	UCF	Oct. 26, 1996
113	Mike Sheridan	Maryland	Nov. 11, 1996
107	Harvey Middleton	Navy	Nov. 23, 1996
107	Harvey Middleton	Wake Forest	Sept. 20, 1997
105	Harvey Middleton	Clemson	Sept. 27, 1997
111	Harvey Middleton	NC State	Oct. 11, 1997
223	Derrick Steagall	Virginia	Nov. 8, 1997
125	Derrick Steagall	Duke	Nov. 15, 1997
106	Harvey Middleton	Duke	Nov. 15, 1997
109	Harvey Middleton	Maryland	Nov. 22, 1997
140	Harvey Middleton	Georgia	Nov. 29, 1997
112	Derrick Steagall	West Virginia	Dec. 29, 1997
171	Dez White	North Carolina	Sept. 26, 1998
110	Dez White	Duke	Oct. 3, 1998

TOP INDIVIDUAL PERFORMANCES

YDS	PLAYER	OPPONENT	DATE
243	Dez White	Virginia	Oct. 17, 1998
129	Dez White/Notre	Dame	Jan. 1, 1999
141	Kelly Campbell	Florida State	Sept. 11, 1999
114	Dez White	Florida State	Sept. 11, 1999
215	Dez White	Maryland	Sept. 30, 1999
203	Kelly Campbell	North Carolina (OT)	Oct. 9, 1999
190	Kelly Campbell	Duke	Oct. 16, 1999
135	Kelly Campbell	Clemson	Nov. 13, 1999
165	Dez White	Georgia (OT)	Nov. 27, 1999
100	Dez White	Miami	Jan. 1, 2000
147	Kelly Campbell	Wake Forest	Oct. 14, 2000
127	Kelly Campbell	Duke	Oct. 21, 2000
209	Kelly Campbell	Clemson	Oct. 28, 2000
147	Kerry Watkins	Maryland	Nov. 18, 2000
193	Kelly Campbell	Syracuse	Aug. 26, 2001
108	Jonathan Smith	The Citadel	Sept. 1, 2001
108	Kelly Campbell	Maryland (OT)	Oct. 11, 2001
172	Will Glover	Virginia	Nov. 10, 2001
161	Kerry Watkins	Virginia	Nov. 10, 2001
155	Will Glover	Wake Forest	Nov. 17, 2001
106	Kelly Campbell	Stanford	Dec. 27, 2001
139	Kerry Watkins	Clemson	Sept. 14, 2002
102	Kerry Watkins	Wake Forest	Oct. 5, 2002
127	Kerry Watkins	Maryland	Oct. 17, 2002
121	Jonathan Smith	BYU	Aug. 28, 2003
170	Jonathan Smith	Clemson	Sept. 20, 2003
155	Jonathan Smith	NC State	Oct. 4, 2003
194	Jonathan Smith	Wake Forest	Oct. 11, 2003
104	Jonathan Smith	Duke	Nov. 8, 2003
108	Jonathan Smith	Georgia	Nov. 29, 2003
127	Calvin Johnson	Clemson	Sept. 11, 2004
100	Levon Thomas	Clemson	Sept. 11, 2004
131	Calvin Johnson	Connecticut	Nov. 13, 2004
108	Calvin Johnson	Virginia	Nov. 20, 2004
105	Nate Curry	Syracuse	Dec. 21, 2004
131	Damarius Bilbo	North Carolina	Sept. 10, 2005
114	Calvin Johnson	North Carolina	Sept. 10, 2005
123	Calvin Johnson	Virginia Tech	Sept. 24, 2005
130	Calvin Johnson	NC State	Oct. 6, 2005
103	Damarius Bilbo	Utah	Dec. 29, 2005
111	Calvin Johnson	Notre Dame	Sept. 2, 2006
165	Calvin Johnson	Virginia	Sept. 21, 2006
115	Calvin Johnson	Virginia Tech	Sept. 30, 2006
133	Calvin Johnson	Maryland	Oct. 7, 2006
168	Calvin Johnson	NC State	Nov. 4, 2006
117	Calvin Johnson	Wake Forest	Dec. 2, 2006
186	Calvin Johnson	West Virginia	Jan. 1, 2007
139	Demaryius Thomas	Maryland	Oct. 6, 2007
136	James Johnson	Virginia Tech	Nov. 1, 2007
155	Greg Smith	North Carolina	Nov. 17, 2007
230	Demaryius Thomas	Duke	Oct. 4, 2008
101	Demaryius Thomas	Jacksonville State	Sept. 5, 2009
133	Demaryius Thomas	Miami	Sept. 17, 2009
174	Demaryius Thomas	Mississippi State	Oct. 3, 2009
117	Embry Peeples	Vanderbilt	Oct. 31, 2009
127	Demaryius Thomas	Georgia	Nov. 28, 2009
181	Stephen Hill	Western Carolina	Sept. 1, 2011
126	Stephen Hill	Middle Tennessee	Sept. 10, 2011
108	Orwin Smith	Kansas	Sept. 17, 2011
151	Stephen Hill	North Carolina	Sept. 24, 2011
103	Robert Godhigh	Clemson	Nov. 14, 2013
132	DeAndre Smelter	Wofford	Aug. 30, 2014
106	DeAndre Smelter	Georgia Southern	Sept. 13, 2014
101	DeAndre Smelter	at Virginia Tech	Sept. 20, 2014
107	DeAndre Smelter	Virginia	Nov. 1, 2014
114	Darren Waller	vs. Mississippi State	Dec. 31, 2014

TWO 100-YARD RECEIVERS, SAME GAME

PLAYERS, YARDS	OPPONENT	DATE
Jimmy Robinson, 146	Rice	Sept. 30, 1972
Derrick Steagall, 125	Duke	Nov. 15, 1997
Kelly Campbell, 141	Florida State	Sept. 11, 1999
Will Glover, 172	Virginia	Nov. 10, 2001
Calvin Johnson, 127	Clemson	Sept. 11, 2004
Damarius Bilbo, 131	North Carolina	Sept. 10, 2005
Mark Fields, 131		
Harvey Middleton, 106		
Dez White, 114		
Kerry Watkins, 161		
Levon Thomas, 100		
Calvin Johnson, 114		

PLAYERS WITH 100 YARDS RUSHING & RECEIVING, SAME GAME

PLAYER	RUSH / REC	OPPONENT	DATE
Orwin Smith	157 / 108	Kansas	Sept. 17, 2011
Robert Godhigh	126 / 103	at Clemson	Nov. 14, 2013

PLAYERS WITH RUSHING & RECEIVING TOUCHDOWNS, SAME GAME

PLAYER	OPPONENT	DATE
Stanley Flowers	Georgia	Dec. 1, 1956
Taz Anderson	Tennessee	Oct. 10, 1959
Chuck Graning	Kentucky	Sept. 17, 1960
Billy Williamson	Georgia	Dec. 2, 1961
Brent Cunningham	Miami	Sept. 26, 1970
Brent Cunningham	Duke	Oct. 31, 1970
Thomas Lang	Tulane	Oct. 23, 1971
Steven Raible	Florida State	Oct. 4, 1975
Drew Hill	Auburn	Oct. 15, 1977
Robert Lavette	Georgia	Nov. 26, 1983
Jerry Mays	Auburn	Oct. 19, 1985
Cory Collier	Wake Forest	Nov. 16, 1985
Malcolm King	The Citadel	Sept. 12, 1987
Howard Edwards	VMI	Nov. 5, 1988
Jerry Mays	NC State	Sept. 9, 1989
Jerry Mays	Clemson	Oct. 14, 1989
Jerry Mays	Wake Forest	Nov. 18, 1989
Jerry Mays	Georgia	Dec. 2, 1989
William Bell	Chattanooga	Sept. 22, 1990
Jerry Gilchrist	Virginia	Nov. 3, 1990
Bobby Rodriguez	Wake Forest	Nov. 17, 1990
William Bell	Nebraska	Jan. 1, 1991
Dorsey Levens	Baylor	Nov. 6, 1993
C.J. Williams	NC State	Nov. 11, 1995
C.J. Williams	NC State	Sept. 7, 1996
Charlie Rogers	UCF	Oct. 26, 1996
Kelly Campbell	NC State	Oct. 30, 1999
Joe Burns	North Carolina	Sept. 30, 2000
Kelly Campbell	Duke	Oct. 21, 2000
Kelly Campbell	Virginia	Nov. 9, 2000
Kelly Campbell	Stanford	Dec. 27, 2001
P.J. Daniels	Samford	Sept. 4, 2004
Calvin Johnson	Syracuse	Dec. 21, 2004
Roddy Jones	Kansas	Sept. 17, 2011
Orwin Smith	Kansas	Sept. 17, 2011
Robert Godhigh	at North Carolina	Nov. 10, 2012
David Sims	Elon	Aug. 31, 2013
DeAndre Smelter	at North Carolina	Oct. 18, 2014

OPPONENT RECORDS

TEAM

MOST RUSHING ATTEMPTS

ATT	OPPONENT	DATE
1. 79	Alabama	Sept. 8, 1979
2. 78	Georgia	Nov. 27, 1975
3. 75	Clemson	Oct. 13, 1990
4. 73	Notre Dame	Nov. 16, 1968
73	Duke	Oct. 30, 1976
73	North Carolina	Oct. 2, 1982
7. 72	North Carolina	Oct. 4, 1980
72	North Carolina	Oct. 8, 1994
9. 70	five times	

FEWEST RUSHING ATTEMPTS

ATT	OPPONENT	DATE
1. 12	Virginia	Oct. 24, 2009
2. 15	Samford	Sept. 9, 2006
3. 16	Samford	Sept. 4, 2004
16	Boston College	Oct. 20, 2012
5. 17	Wake Forest	Nov. 4, 1995
17	North Carolina	Nov. 1, 2001
7. 18	Georgia	Nov. 25, 2000
18	North Carolina	Sept. 26, 2009
9. 19	Wake Forest	Sept. 14, 1996
19	NC State	Oct. 4, 2003

MOST RUSHING YARDS

YDS	OPPONENT	DATE
1. 431	Georgia	Nov. 27, 1975
2. 399	Duke	Oct. 30, 1976
3. 381	Auburn	Oct. 20, 1979
4. 377	Auburn	Oct. 19, 1985
5. 366	Tennessee	Oct. 13, 1973
6. 361	Alabama	Sept. 11, 1982
7. 357	Duke	Nov. 2, 1968
357	Tennessee	Oct. 9, 1976
9. 353	Tennessee	Oct. 13, 1979
10. 350	Georgia	Dec. 5, 1981

FEWEST RUSHING YARDS

YDS	OPPONENT	DATE
1. -56	vs. Tulsa	Jan. 4, 2004
2. -30	Maryland	Sept. 28, 1995
3. -20	Maryland	Oct. 6, 1990
4. -11	Navy	Nov. 7, 1970
5. -9	Florida	Sept. 14, 1963
6. -8	NC State	Oct. 4, 2003
-8	Notre Dame	Sept. 1, 2007
8. -5	Pittsburgh	Nov. 2, 2013
9. 8	UCF	Sept. 2, 2000
8	Maryland	Oct. 9, 2004

HIGHEST AVERAGE PER RUSH

AVG	OPPONENT	DATE
1. 9.5	at Clemson	Dec. 5, 2009
2. 8.4	Clemson	Oct. 21, 2006
3. 7.8	Florida State	Nov. 2, 1996
4. 7.7	Georgia	Nov. 28, 2009
5. 7.6	Tennessee	Oct. 13, 1973
6. 7.5	Vanderbilt	Oct. 31, 2009
7. 7.3	at Miami	Oct. 5, 2013
8. 6.9	NC State	Oct. 11, 1997
6.9	vs. West Virginia	Jan. 1, 2007
10. 6.8	two times	

LOWEST AVERAGE PER RUSH

AVG	OPPONENT	DATE
1. -2.2	vs. Tulsa	Jan. 4, 2004
2. -1.3	Maryland	Sept. 28, 1995
3. -0.8	Maryland	Oct. 6, 1990
4. -0.4	NC State	Oct. 4, 2003
5. -0.3	Navy	Nov. 7, 1970
6. -0.2	Florida	Sept. 14, 1963
-0.2	Notre Dame	Sept. 1, 2007
-0.2	Pittsburgh	Nov. 2, 2013
9. 0.2	Maryland	Oct. 9, 2004
10. 0.3	UCF	Sept. 2, 2000

MOST RUSHING TOUCHDOWNS

TD	OPPONENT	DATE
1. 6	Alabama	Sept. 11, 1982
2. 3	Alabama	Sept. 8, 1979
3. 2	16 times	

MOST ATTEMPTS

ATT	OPPONENT	DATE
1. 65	Wake Forest	Nov. 4, 1995
2. 64	Wake Forest	Nov. 21, 1998
3. 63	Georgia	Nov. 25, 2000
4. 62	Virginia	Oct. 26, 2013
5. 61	Duke	Nov. 15, 1997
6. 59	Virginia	Oct. 26, 2002
7. 57	Western Carolina	Oct. 12, 1985
57	BYU	Sept. 21, 2002
9. 56	Georgia (OT)	Nov. 27, 1999
10. 54	Virginia Tech	Sept. 30, 2006

FEWEST ATTEMPTS

ATT	OPPONENT	DATE
1. 1	Alabama	Nov. 14, 1953
1	Kentucky	Sept. 20, 1958
3. 2	Alabama	Nov. 15, 1958
2	Auburn	Oct. 17, 1959
5. 3	Florida	Sept. 26, 1953
3	Georgia	Nov. 29, 1958
3	Tennessee	Nov. 11, 1961
3	Alabama	Nov. 16, 1963
9. 4	three times	

MOST COMPLETIONS

CMP	OPPONENT	DATE
1. 43	Virginia	Oct. 26, 2013
2. 42	Wake Forest	Nov. 21, 1998
3. 41	Florida State	Oct. 21, 1995
41	Wake Forest	Nov. 4, 1995
41	Duke	Nov. 15, 1997
41	Virginia	Oct. 26, 2002
7. 37	Georgia	Nov. 25, 2000
8. 33	Florida State	Oct. 18, 1997
9. 32	three times	

FEWEST COMPLETIONS

CMP	OPPONENT	DATE
1. 0	Alabama	Nov. 14, 1953
0	Auburn	Oct. 17, 1959
0	Missouri	Dec. 22, 1962
0	Georgia	Nov. 30, 1974
5. 1	Alabama	Nov. 15, 1958
1	Georgia	Nov. 29, 1958
1	Alabama	Nov. 14, 1959
1	Alabama	Nov. 16, 1963

MOST PASSING YARDS

YDS	OPPONENT	DATE
1. 501	Wake Forest	Nov. 4, 1995
2. 494	Wake Forest	Nov. 21, 1998
3. 489	Florida State	Oct. 18, 1997
489	Duke	Nov. 15, 1997
5. 463	Florida State	Sept. 9, 2000
6. 436	Miami (OT)	Sept. 22, 2012
7. 435	at Georgia	Nov. 25, 2000
435	Boston College	Sept. 15, 2007
9. 415	Georgia	Nov. 29, 1997
10. 407	at Georgia	Nov. 29, 2008

FEWEST PASSING YARDS

YDS	OPPONENT	DATE
1. -3	South Carolina	Nov. 19, 1949
2. -1	Georgia	Nov. 29, 1958
3. 0	Alabama	Nov. 14, 1953
0	Auburn	Oct. 17, 1959
0	Missouri	Dec. 22, 1962
0	Georgia	Nov. 30, 1974
7. 1	Florida	Sept. 26, 1953
8. 6	Clemson	Oct. 7, 1972
9. 9	South Carolina	Oct. 7, 1978
10. 10	Alabama	Nov. 15, 1958

MOST PASSING TOUCHDOWNS

TD	OPPONENT	DATE
1. 6	Duke	Oct. 31, 1987
2. 5	Notre Dame	Nov. 5, 1977
5	Penn State	Aug. 28, 1991
5	Virginia	Nov. 10, 2001
5	Georgia	Nov. 29, 2008
5	Florida State	Oct. 10, 2009
7. 4	14 times	

MOST INTERCEPTIONS THROWN

INT	OPPONENT	DATE
1. 5	Tulane	Oct. 24, 1970
5	VMI	Nov. 10, 1973
5	Chattanooga	Sept. 22, 1990
4. 4	21 times	

HIGHEST COMPLETION PERCENTAGE

PCT	OPPONENT	DATE
1. 1.000	1-1 Kentucky	Sept. 20, 1958
2. .938	15-16 Duke	Oct. 29, 1960
3. .818	27-33 Duke	Oct. 29, 1983
.818	9-11 Georgia	Nov. 28, 1987
5. .804	41-51 Florida State	Oct. 21, 1995
6. .800	4-5 Georgia	Nov. 27, 1976
.800	20-25 at Miami	Sept. 17, 2009
8. .789	15-19 NC State	Oct. 6, 1984
.789	15-19 at Georgia	Nov. 27, 2010
10. .778	14-18 at Georgia	Nov. 24, 2012

LOWEST COMPLETION PERCENTAGE

PCT	OPPONENT	DATE
1. .000	0-2 Auburn	Oct. 17, 1959
.000	0-7 Missouri	Dec. 22, 1962
.000	0-7 Georgia	Nov. 30, 1974
4. .143	2-14 Penn State	Nov. 12, 1966
5. .190	4-21 Florida	Sept. 22, 1979
6. .200	3-15 Clemson	Sept. 28, 1963
.200	2-10 Auburn	Oct. 19, 1985
8. .211	4-19 Texas A&M	Sept. 17, 1966
9. .214	3-14 Clemson	Oct. 13, 1990
10. .217	5-23 Clemson	Oct. 7, 1967

OPPONENT RECORDS

HIGHEST AVERAGE PER ATTEMPT

AVG	OPPONENT	DATE
1. 31.0	Kentucky	Sept. 20, 1958
2. 16.1	Virginia Tech	Nov. 10, 2011
3. 15.0	Maryland	Oct. 6, 2007
4. 14.7	at Miami	Oct. 5, 2013
5. 14.3	at Georgia	Nov. 27, 2010
6. 14.1	Baylor	Nov. 7, 1992
7. 13.5	Navy	Nov. 23, 1996
8. 12.9	Auburn	Oct. 20, 1973
12.9	Georgia	Dec. 5, 1981
12.9	Georgia	Nov. 30, 2002

LOWEST AVERAGE PER ATTEMPT

AVG	OPPONENT	DATE
1. -0.3	Georgia	Nov. 29, 1958
2. 0.0	Auburn	Oct. 17, 1959
0.0	Missouri	Dec. 22, 1962
0.0	Georgia	Nov. 30, 1974
5. 0.5	Clemson	Oct. 7, 1972
6. 1.1	Tulane	Oct. 27, 1956
7. 1.2	Duke	Oct. 14, 1961
8. 1.3	South Carolina	Oct. 7, 1978
9. 1.5	The Citadel	Sept. 18, 1982
10. 1.6	Auburn	Oct. 21, 1978

HIGHEST AVERAGE PER COMPLETION

AVG	OPPONENT	DATE
1. 31.0	Kentucky	Sept. 20, 1958
2. 29.9	Virginia Tech	Nov. 10, 2011
3. 28.5	Alabama	Sept. 6, 1980
4. 26.8	Virginia	Oct. 13, 1984
5. 25.5	Maryland	Oct. 6, 2007
25.5	Duke	Sept. 9, 1978
7. 25.3	Baylor	Nov. 7, 1992
8. 24.8	Georgia	Nov. 27, 1982
9. 24.3	Tennessee	Oct. 12, 1963
10. 23.7	Tennessee	Nov. 10, 1956

LOWEST AVERAGE PER COMPLETION

AVG	OPPONENT	DATE
1. -1.0	Georgia	Nov. 29, 1958
2. 1.2	Clemson	Oct. 7, 1972

MOST TOTAL OFFENSE YARDS

YDS	OPPONENT	DATE
1. 667	at Notre Dame	Nov. 5, 1977
2. 610	at Duke	Nov. 15, 1997
3. 609	Miami (OT)	Sept. 22, 2012
4. 605	vs. Mississippi State	Dec. 31, 2014
5. 601	at Clemson	Oct. 6, 2012
6. 600	Virginia	Oct. 17, 1998
7. 594	at Duke	Nov. 2, 1968
8. 587	at Florida State	Oct. 18, 1997
9. 582	at Florida State	Oct. 2, 1993
10. 581	at Auburn	Oct. 20, 1984

MOST TOTAL OFFENSE YARDS, HALF

YDS	OPPONENT	DATE
1. 410	2nd Notre Dame	Nov. 5, 1977
2. 403	1st Florida State	Oct. 10, 2009
3. 400	2nd Duke	Nov. 15, 1997
4. 375	2nd Wake Forest	Nov. 21, 1998
5. 372	2nd Miami (OT)	Sept. 22, 2012
6. 371	1st Virginia	Oct. 17, 1998
7. 367	1st Georgia	Dec. 5, 1981
8. 357	1st BYU	Oct. 12, 2013
9. 356	2nd North Carolina	Sept. 19, 1987
10. 353	1st Auburn	Oct. 20, 1984

FEWEST TOTAL OFFENSE YARDS

YDS	OPPONENT	DATE
1. 32	Florida	Sept. 14, 1963
2. 51	Citadel	Sept. 20, 1952
3. 67	Duke	Oct. 14, 1961
4. 73	Davidson	Sept. 19, 1953
5. 76	at Florida	Sept. 26, 1953
6. 82	at Maryland	Oct. 9, 2004
7. 84	Chattanooga	Sept. 10, 1988
8. 87	at Vanderbilt	Oct. 27, 1951
9. 89	Texas A&M	Sept. 17, 1966
10. 94	at Florida	Sept. 29, 1962

FEWEST TOTAL OFFENSE YARDS, HALF

YDS	OPPONENT	DATE
1. -9	2nd Tulane	Oct. 28, 1961
2. -6	1st Florida	Sept. 14, 1963
3. 16	2nd Maryland	Oct. 9, 2004
4. 20	1st vs. Tulsa	Jan. 4, 2004
5. 22	2nd Texas A&M	Sept. 17, 1966
22	2nd Samford	Sept. 9, 2006
22	2nd Duke	Nov. 10, 2007
8. 23	2nd Florida	Sept. 29, 1962
23	2nd Miami	Sept. 26, 1964
10. 25	1st Georgia	Dec. 1, 1962

MOST OFFENSIVE PLAYS

PL	OPPONENT	DATE
1. 99	at Duke	Nov. 2, 1968
99	at Notre Dame	Nov. 5, 1977
3. 98	at Georgia	Nov. 30, 1968
4. 97	South Carolina	Sept. 11, 1976
97	Georgia (OT)	Nov. 27, 1999
6. 96	at Duke	Oct. 31, 1987
96	at North Carolina	Oct. 8, 1994
8. 95	at Air Force	Nov. 11, 1978
95	at North Carolina	Oct. 4, 1980
10. 93	at Clemson	Oct. 6, 2012

FEWEST OFFENSIVE PLAYS

PL	OPPONENT	DATE
1. 31	SMU	Sept. 28, 1957
2. 36	Miami	Sept. 26, 1964
3. 42	Duke	Nov. 2, 1957
42	Duke	Oct. 14, 1961
5. 44	Tulane	Oct. 27, 1956
44	North Carolina	Sept. 26, 2009
44	Virginia	Oct. 24, 2009
8. 45	four times	

HIGHEST AVERAGE YARDS PER PLAY

YDS	OPPONENT	DATE
1. 10.4	at Miami	Oct. 5, 2013
2. 8.9	at Georgia	Nov. 27, 2010
3. 8.2	Florida State	Oct. 10, 2009
8.2	at Clemson	Nov. 14, 2013
5. 8.1	Virginia	Sept. 19, 1992
8.1	at Clemson	Dec. 5, 2009
7. 8.0	North Carolina	Sept. 19, 1987
8. 7.9	Clemson	Oct. 21, 2006
7.9	Georgia	Nov. 29, 2008
7.9	Miami	Nov. 13, 2010

LOWEST AVERAGE YARDS PER PLAY

YDS	OPPONENT	DATE
1. 0.6	Florida	Sept. 14, 1963
2. 1.3	Maryland	Oct. 9, 2004
3. 1.5	Chattanooga	Sept. 10, 1988
4. 1.6	Duke	Oct. 14, 1961
5. 1.9	Tulane	Oct. 28, 1961
1.9	Florida	Sept. 29, 1962
1.9	Clemson	Sept. 28, 1963
1.9	Texas A&M	Sept. 17, 1966
1.9	Notre Dame	Sept. 1, 2007
10. 2.1	three times	

MOST FIRST DOWNS

FD	OPPONENT	DATE
1. 38	Duke	Oct. 31, 1987
2. 37	Florida State	Oct. 2, 1993
37	Wake Forest	Nov. 21, 1998
4. 36	Duke	Nov. 2, 1968
5. 34	Notre Dame	Nov. 5, 1977
34	Duke	Nov. 15, 1997
7. 33	Georgia (OT)	Nov. 27, 1999
8. 32	North Carolina	Oct. 2, 1982
32	Virginia	Oct. 26, 2013
10. 31	two times	

FEWEST FIRST DOWNS

FD	OPPONENT	DATE
1. 3	SMU	Sept. 28, 1957
2. 5	Miami	Sept. 26, 1964
5	Duke	Oct. 14, 1961
5	Tulane	Oct. 27, 1956
5. 6	eight times; most recently: Connecticut	Sept. 17, 2005

MOST FIRST DOWNS BY RUSHING

FD	OPPONENT	DATE
1. 25	Georgia	Nov. 27, 1975
2. 23	North Carolina	Oct. 2, 1982
3. 22	Duke	Nov. 2, 1968
22	Georgia	Nov. 29, 1986
5. 21	Clemson	Sept. 28, 1974
21	Alabama	Sept. 8, 1979
21	Tennessee	Oct. 13, 1979
21	Memphis	Sept. 26, 1981
21	Georgia	Dec. 5, 1981
10. 20	three times	

FEWEST FIRST DOWNS BY RUSHING

FD	OPPONENT	DATE
1. 1	13 times; most recently: Wake Forest (OT)	Nov. 7, 2009

MOST FIRST DOWNS BY PASSING

FD	OPPONENT	DATE
1. 27	Wake Forest	Nov. 21, 1998
2. 26	Wake Forest	Nov. 4, 1995
3. 23	Duke	Nov. 15, 1997
4. 22	at Virginia	Oct. 26, 2013
5. 21	Duke	Oct. 31, 1987
21	Utah	Dec. 29, 2005
7. 19	Florida State	Sept. 9, 2000
19	Virginia	Oct. 26, 2002
19	Georgia	Nov. 29, 2008
19	Miami (OT)	Sept. 22, 2012

OPPONENT RECORDS

FEWEST FIRST DOWNS BY PASSING

FD	OPPONENT	DATE
1.	0 Kentucky	Sept. 21, 1957
	0 Georgia	Nov. 29, 1958
	0 Duke	Oct. 14, 1961
	0 Missouri	Dec. 22, 1962
	0 Tennessee	Oct. 9, 1971
	0 Georgia	Nov. 30, 1974
7.	1 18 times	

LARGEST FIRST DOWN MARGIN

FD	OPPONENT	DATE
1.	28 37-9 Florida State	Oct. 2, 1993
2.	26 34-8 Notre Dame	Nov. 5, 1977
3.	24 32-8 North Carolina	Oct. 2, 1982
4.	22 28-6 North Carolina	Oct. 4, 1980
5.	20 28-8 Florida State	Oct. 18, 1997
6.	18 29-11 Georgia	Nov. 27, 1975
7.	17 five times	

POINTS SCORED

MOST POINTS, GAME

PTS	OPPONENT	DATE
1.	69 Notre Dame	Nov. 5, 1977
2.	55 Clemson	Nov. 14, 2013
3.	55 Virginia	Sept. 19, 1992
4.	54 Alabama	Nov. 18, 1950
5.	51 Florida State	Oct. 2, 1993
	51 Georgia	Nov. 30, 2002
	51 Virginia Tech	Sept. 24, 2005
8.	50 North Carolina	Nov. 10, 2012
9.	49 Miami	Nov. 10, 1967
	49 Florida State	Nov. 2, 1996
	49 Middle Tennessee	Sept. 29, 2012
12.	48 Auburn	Oct. 20, 1984
	48 Duke	Oct. 31, 1987
	48 Georgia	Nov. 25, 1994
	48 Georgia (OT)	Nov. 27, 1999
	48 North Carolina	Oct. 18, 2014
17.	47 Clemson	Oct. 6, 2012
	47 Clemson (OT)	Sept. 29, 2001
	47 Georgia	Nov. 30, 1968
20.	46 Duke	Nov. 2, 1968

MOST POINTS, HISTORIC

PTS	OPPONENT	DATE
1.	94 Auburn	Nov. 17, 1894
2.	73 Clemson	Oct. 17, 1903

FEWEST POINTS, GAME

PTS	OPPONENT	DATE
1.	0 Most recently: Syracuse	Oct. 19, 2013

MOST POINTS, HALF

PTS	OPPONENT	DATE
1.	48 2nd Notre Dame	Nov. 5, 1977
2.	41 1st Auburn	Oct. 20, 1984
3.	38 1st Mississippi	Dec. 30, 1971
4.	35 2nd Miami	Nov. 10, 1967
	35 2nd Florida State	Oct. 2, 1993
	35 1st LSU	Dec. 31, 2008
	35 1st Florida State	Oct. 10, 2009
8.	34 1st Purdue	Dec. 25, 1978
	34 1st Georgia	Dec. 5, 1981
	34 1st Georgia	Nov. 30, 2002

MOST POINTS, QUARTER

PTS	OPPONENT	DATE
1.	31 2nd Auburn	Oct. 20, 1984
2.	28 2nd Mississippi	Dec. 30, 1971
	28 2nd Florida State	Nov. 2, 1996
	28 2nd Clemson	Nov. 13, 1999
	28 2nd LSU	Dec. 31, 2008
6.	27 4th Notre Dame	Nov. 5, 1977
	27 4th Georgia	Nov. 25, 1993
	27 4th Duke	Nov. 15, 1997
9.	25 three times	

MOST POINTS BY AN UNRANKED OPPONENT

PTS	OPPONENT	DATE
1.	50 North Carolina	Nov. 10, 2012
2.	49 Miami	Nov. 10, 1967
	49 Middle Tennessee	Sept. 29, 2012
4.	48 Duke	Oct. 31, 1987
	48 Georgia	Nov. 25, 1994
	48 North Carolina	Oct. 18, 2014
7.	47 Clemson (OT)	Sept. 29, 2001
8.	46 Duke	Nov. 2, 1968
9.	45 Florida	Sept. 20, 1980
	45 Virginia	Nov. 6, 1999
	45 NC State	Sept. 25, 2010

FEWEST POINTS BY A RANKED OPPONENT

PTS	OPPONENT	DATE
1.	0 Tulane	Oct. 27, 1956
	0 Florida	Nov. 24, 1956
	0 Kentucky	Sept. 21, 1957
	0 SMU	Sept. 28, 1957
	0 Duke	Nov. 2, 1957
	0 Clemson	Nov. 8, 1958
	0 Michigan State	Sept. 18, 1971
	0 South Carolina	Oct. 15, 1988
9.	3 six times	

MOST POINTS AT GEORGIA TECH

PTS	OPPONENT	DATE
1.	49 Florida State	Nov. 2, 1996
	49 Middle Tennessee	Sept. 29, 2012
3.	48 Georgia (OT)	Nov. 27, 1999
4.	47 Clemson (OT)	Sept. 29, 2001
5.	45 Florida	Sept. 20, 1980
	45 Alabama	Sept. 11, 1982
	45 NC State	Sept. 25, 2010
8.	44 Georgia	Dec. 5, 1981
9.	43 Georgia	Nov. 25, 1993
10.	42 five times	

MOST POINTS AT OPPONENT

PTS	OPPONENT	DATE
1.	69 Notre Dame	Nov. 5, 1977
2.	55 Virginia	Sept. 19, 1992
	55 Clemson	Nov. 14, 2013
4.	51 Florida State	Oct. 2, 1993
	51 Georgia	Nov. 30, 2002
	51 Virginia Tech	Sept. 24, 2005
7.	50 North Carolina	Nov. 10, 2012
8.	49 Miami	Nov. 10, 1967
9.	48 four times; most recently: North Carolina	Oct. 18, 2014

FEWEST POINTS AT OPPONENT

PTS	OPPONENT	DATE
1.	0 Duke	Nov. 3, 1956
	0 Florida	Nov. 24, 1956
	0 Georgia	Dec. 1, 1956
	0 Tulane	Oct. 28, 1961
	0 Florida	Sept. 29, 1962
	0 Tulane	Oct. 25, 1975
	0 Duke	Nov. 2, 1985
	0 North Carolina	Nov. 11, 2006
9.	3 five times	

MOST POINTS IN LOSS

PTS	OPPONENT	DATE
1.	50 North Carolina	Nov. 10, 2012
2.	48 Georgia (OT)	Nov. 27, 1999
3.	44 Florida State	Oct. 10, 2009
4.	42 Clemson	Nov. 13, 1999
	42 Georgia	Nov. 29, 2008
6.	38 Virginia	Nov. 3, 1990
	38 Duke	Nov. 15, 1997
	38 Virginia	Oct. 17, 1998
9.	35 Wake Forest	Nov. 21, 1998
	35 NC State	Oct. 1, 2011

FEWEST POINTS IN WIN

PTS	OPPONENT	DATE
1.	3 Auburn	Oct. 19, 1957
2.	6 Tennessee	Nov. 10, 1956
	6 Duke	Oct. 29, 1960
4.	7 Georgia	Nov. 30, 1957
	7 Auburn	Oct. 17, 1959
	7 Georgia	Nov. 26, 1960
	7 LSU	Oct. 5, 1963
	7 Georgia	Nov. 28, 1964
9.	9 five times	

LARGEST LEADS

LARGEST FIRST-QUARTER LEAD

MARGIN	SCORE	OPPONENT	DATE
1.	21 21-0	Notre Dame	Nov. 15, 1969
	21 21-0	Purdue	Dec. 25, 1978
3.	19 19-0	Miami (OT)	Sept. 22, 2012
4.	17 17-0	Alabama	Nov. 15, 1958
	17 17-0	Georgia	Nov. 30, 1968
	17 17-0	Auburn	Oct. 19, 1974
7.	14 16 times		

LARGEST HALFTIME LEAD

MARGIN	SCORE	OPPONENT	DATE
1.	41 41-0	Auburn	Oct. 20, 1984
2.	34 34-0	Georgia	Dec. 5, 1981
	34 34-0	Georgia	Nov. 30, 2002
4.	32 38-6	vs. Mississippi	Dec. 30, 1971
	32 35-3	vs. LSU	Dec. 31, 2008
6.	31 31-0	Alabama	Sept. 11, 1982
7.	28 28-0	Georgia	Nov. 27, 1975
8.	27 34-7	Purdue	Dec. 25, 1978
9.	25 three times		

OPPONENT RECORDS

TOUCHDOWNS SCORED

MOST TOUCHDOWNS SCORED, GAME

	TD	OPPONENT	DATE
1.	10	Notre Dame	Nov. 5, 1977
2.	7	Miami	Nov. 10, 1967
	7	Duke	Nov. 2, 1968
	7	Virginia	Sept. 19, 1992
	7	Florida State	Oct. 2, 1993
	7	Florida State	Nov. 2, 1996
	7	Clemson (OT)	Sept. 29, 2001
	7	Middle Tennessee	Sept. 29, 2012
	7	at North Carolina	Nov. 10, 2012
	7	at Clemson	Nov. 14, 2013

MOST TOUCHDOWNS SCORED, QUARTER

	TD	OPPONENT	DATE
1.	4	2nd vs. Mississippi	Dec. 30, 1971
	4	4th Notre Dame	Nov. 5, 1977
	4	2nd Auburn	Oct. 20, 1984
	4	4th Georgia	Nov. 25, 1993
	4	2nd Florida State	Nov. 2, 1996
	4	4th Duke	Nov. 15, 1997
	4	2nd Clemson	Nov. 13, 1999
	4	4th Virginia	Nov. 10, 2001
	4	2nd vs. LSU	Dec. 31, 2008
10.	3	46 times	

MOST TOUCHDOWNS SCORED, HALF

	TD	OPPONENT	DATE
1.	7	2nd Notre Dame	Nov. 5, 1977
2.	5	2nd Miami	Nov. 10, 1967
	5	1st vs. Mississippi	Dec. 30, 1971
	5	1st vs. Purdue	Dec. 25, 1978
	5	1st Auburn	Oct. 20, 1984
	5	2nd Florida State	Oct. 2, 1993
	5	2nd Virginia	Nov. 10, 2001
	5	1st vs. LSU	Dec. 31, 2008
	5	1st Florida State	Oct. 10, 2009
10.	4	39 times	

MOST NON-OFFENSIVE TOUCHDOWNS

	TD	OPPONENT	DATE
1.	3	IR/IR/BK Virginia Tech	Sept. 24, 2005
2.	2	PR/BP South Carolina	Sept. 11, 1971
	2	IR/PR Rice	Sept. 30, 1972
	2	IR/PR Florida	Sept. 20, 1980
	2	KR/PR Clemson	Sept. 26, 1987
	2	FR/IR Auburn	Oct. 17, 1987
	2	BP/IR Wake Forest	Nov. 21, 1987
	2	IR/IR NC State	Oct. 5, 1991
	2	IR/BP Florida State	Nov. 2, 1996
	2	KR/FR North Carolina	Sept. 26, 1998
	2	IR/KR NC State	Nov. 4, 2006

MOST TWO-POINT CONVERSIONS ATTEMPTED

	2P	OPPONENT	DATE
1.	3	0-3 Virginia	Nov. 10, 2001

DEFENSE

MOST INTERCEPTIONS

	INT	OPPONENT	DATE
1.	7	Wake Forest	Nov. 21, 1987
2.	6	vs. Fresno State	Dec. 31, 2002
3.	5	Tennessee	Nov. 7, 1964
	5	Rice	Sept. 30, 1972
	5	Duke	Oct. 30, 1976
	5	Virginia Tech	Nov. 1, 2007
7.	4	15 times	

MOST INTERCEPTION RETURN YARDS

	YDS	INT	OPPONENT	DATE
1.	186	4	South Carolina	Sept. 15, 1973
2.	179	4	Notre Dame	Nov. 15, 1969
3.	143	5	Rice	Sept. 30, 1972
4.	119	4	Tennessee	Oct. 10, 1970
5.	109	2	California	Sept. 16, 1978
6.	104	3	NC State	Nov. 6, 2004
7.	95	5	Tennessee	Nov. 7, 1964
8.	94	4	USC	Sept. 22, 1973
9.	86	4	Alabama	Sept. 8, 1979
10.	85	2	Tennessee	Oct. 22, 1983

MOST FOURTH-DOWN CONVERSION ATTEMPTS

	ATT	CNV	OPPONENT	DATE
1.	9	5	Rice	Sept. 24, 1960
2.	7	4	Kentucky	Sept. 19, 1959
3.	6	3	LSU	Oct. 12, 1957
	6	3	Georgia	Nov. 30, 1968
	6	4	NC State	Oct. 10, 1998
6.	5		18 times	

MOST SACKS

	SKS	OPPONENT	DATE
1.	8	Auburn	Oct. 17, 1987
2.	6	Clemson	Sept. 24, 1983
	6	Clemson	Sept. 26, 1987
	6	Virginia	Oct. 15, 1994
	6	Florida State	Sept. 13, 2003
	6	Clemson	Sept. 11, 2004
	6	Virginia	Nov. 20, 2004
8.	5	17 times	

MOST SACK YARDS

	YDS	SKS	OPPONENT	DATE
1.	66	8	Auburn	Oct. 17, 1987
2.	56	6	Clemson	Sept. 11, 2004
3.	55	5	Clemson	Sept. 14, 2002
4.	51	3	Chattanooga	Nov. 9, 1985
5.	48	6	Clemson	Sept. 24, 1983
	48	5	Florida State	Nov. 5, 1994
7.	47	5	Tennessee	Oct. 24, 1987
	47	3	Chattanooga	Sept. 10, 1988
9.	43	6	Florida State	Sept. 13, 2003
10.	42	5	Georgia	Nov. 30, 1996

MOST DEFENSIVE TOUCHDOWNS

	TD	OPPONENT	DATE
1.	2	FR/IR Auburn	Oct. 17, 1987
	2	BP/IR Wake Forest	Nov. 21, 1987
	2	IR/IR NC State	Oct. 5, 1991
	2	IR/IR Virginia Tech	Sept. 24, 2005
	2	FR/IR at NC State	2014

KICKING

MOST FIELD GOALS MADE

	FGM	OPPONENT	DATE
1.	6	Georgia	Nov. 24, 2001
2.	5	Virginia	Nov. 22, 2003
3.	4	Navy	Nov. 15, 1980
	4	Wake Forest	Nov. 21, 1987
	4	Boston College	Nov. 25, 1989
	4	Clemson	Oct. 13, 1990
	4	Western Carolina	Sept. 12, 1992
	4	NC State	Nov. 11, 1995
	4	Wake Forest	Nov. 20, 1999
	4	North Carolina	Nov. 17, 2007

MOST FIELD GOALS ATTEMPTED

	FGA	OPPONENT	DATE
1.	6	Georgia	Nov. 24, 1979
	6	Clemson	Oct. 13, 1990
	6	NC State	Oct. 3, 1992
	6	Georgia	Nov. 24, 2001
5.	5	Georgia	Nov. 30, 1985
	5	Boston College	Nov. 25, 1989
	5	Wake Forest	Nov. 14, 1992
	5	Virginia	Nov. 22, 2003
	5	NC State	Nov. 4, 2006
	5	Clemson	Sept. 29, 2007
	5	North Carolina	Nov. 17, 2007

MOST PATs MADE

	PAT	OPPONENT	DATE
1.	7	Miami	Nov. 10, 1967
	7	Notre Dame	Nov. 5, 1977
	7	Virginia	Sept. 19, 1992
	7	Florida State	Nov. 2, 1996
	7	Middle Tennessee	Sept. 29, 2012
	7	at Clemson	Nov. 14, 2013
7.	6	23 times	

MOST PATs ATTEMPTED

	PAT	OPPONENT	DATE
1.	9	Notre Dame	Nov. 5, 1977
2.	7	Miami	Nov. 10, 1967
	7	Virginia	Sept. 19, 1992
	7	Florida State	Oct. 2, 1993
	7	Florida State	Nov. 2, 1996
	7	Middle Tennessee	Sept. 29, 2012
	7	at Clemson	Nov. 14, 2013
8.	6	26 times	

MOST PATs MISSED

	PAT	OPPONENT	DATE
1.	2	Notre Dame	Nov. 18, 1967
	2	Tulane	Oct. 26, 1968
	2	Duke	Nov. 2, 1968
	2	Duke	Nov. 4, 1972
	2	Navy	Nov. 17, 1973
	2	Navy	Nov. 13, 1976
	2	Notre Dame	Nov. 5, 1977

SPECIAL TEAMS

BLOCKED KICKS / PUNTS

	BLK	OPPONENT	DATE
1.	2	FG/PAT Kentucky	Sept. 21, 1957
	2	P/P Auburn	Oct. 19, 1974
	2	PAT/FG Duke	Nov. 1, 1975
	2	PAT/P Georgia	Nov. 26, 1977
	2	FG/FG Western Carolina	Nov. 4, 1989

TURNOVERS

MOST FUMBLES

	FUM	OPPONENT	DATE
1.	9	Clemson	Sept. 28, 1963
2.	8	Furman	Sept. 2, 1995
3.	7	Tennessee	Oct. 9, 1971
	7	Tennessee	Oct. 8, 1977
	7	vs. Tulsa	Jan. 4, 2004
6.	6	seven times	

OPPONENT RECORDS

MOST FUMBLES LOST

	FL	OPPONENT	DATE
1.	6	Furman	Sept. 2, 1995
	6	vs. Tulsa	Jan. 4, 2004
	6	Pittsburgh	Oct. 25, 2014
4.	5	LSU	Oct. 13, 1956
	5	Georgia	Nov. 25, 1967
	5	Tennessee	Oct. 12, 1968
	5	Tennessee	Oct. 10, 1970
8.	4	15 times	

MOST FUMBLE RETURNS

	FR	OPPONENT	DATE
1.	3	Florida State	Oct. 24, 1998
2.	2	Wake Forest	Nov. 21, 1998
	2	Maryland (OT)	Oct. 11, 2001
	2	Jacksonville State	Sept. 5, 2009
	2	at Georgia	Nov. 27, 2010

MOST FUMBLE RETURN YARDS

	YDS	FR	OPPONENT	DATE
1.	91	1	Presbyterian	Sept. 8, 2012
2.	81	1	North Carolina	Sept. 26, 1998
3.	49	2	Maryland (OT)	Oct. 11, 2001
	49	1	at Georgia	Nov. 24, 2012
5.	46	1	UCF	Oct. 26, 1996
6.	34	2	Georgia	Nov. 27, 2010
7.	33	1	NC State	Oct. 1, 2011
8.	32	1	Maryland	Oct. 31, 1998
9.	29	1	Georgia	Nov. 25, 2006
10.	24	1	Duke	Nov. 10, 2007

MOST TURNOVERS

	TO	OPPONENT	DATE
1.	8	Tulane	Oct. 24, 1970
	8	VMI	Nov. 10, 1973
	8	Virginia	Sept. 20, 1986
4.	7	LSU	Oct. 13, 1956
	7	Notre Dame	Nov. 7, 1959
	7	Clemson	Sept. 28, 1963
	7	Tulane	Oct. 25, 1975
	7	Memphis	Sept. 27, 1980
	7	Chattanooga	Sept. 22, 1990
	7	Wake Forest	Nov. 17, 1990

MOST TOTAL PLAYS WITHOUT A TURNOVER

	PL	OPPONENT	DATE
1.	92	Wake Forest	Oct. 5, 2002
2.	85	North Carolina	Oct. 2, 1982
	85	Georgia	Nov. 25, 1993
4.	83	Clemson	Sept. 26, 1992
	83	North Carolina	Oct. 16, 1993
6.	82	South Carolina	Sept. 23, 1989
	82	Georgia	Nov. 30, 2002
8.	81	TCU	Sept. 30, 1967
	81	Georgia	Nov. 25, 1971
10.	80	three times	

PENALTIES

MOST PENALTIES

	PEN	OPPONENT	DATE
1.	16	BYU	Aug. 28, 2003
2.	15	Florida State	Sept. 9, 2000
3.	14	Clemson	Sept. 24, 1983
	14	The Citadel	Sept. 12, 1987
5.	14	Georgia	Nov. 24, 2001
6.	13	Clemson	Sept. 24, 1988
	13	Georgia	Nov. 25, 1993
8.	12	Florida State	Oct. 18, 1997
	12	Western Carolina	Sept. 10, 2004
10.	11	11 times	

FEWEST PENALTIES

	PEN	OPPONENT	DATE
1.	0	Pittsburgh	Dec. 29, 1956
	0	Georgia	Nov. 29, 1969
	0	Tulane	Oct. 23, 1971
	0	Boston College	Nov. 11, 1972
	0	Virginia	Oct. 13, 1984
6.	1	25 times	

MOST PENALTY YARDS

	YDS	OPPONENT	DATE
1.	134	Georgia	Nov. 24, 2001
2.	132	BYU	Aug. 28, 2003
3.	121	The Citadel	Sept. 12, 1987
4.	117	California	Sept. 16, 1978
5.	114	Florida State	Sept. 9, 2000
6.	113	Georgia	Nov. 29, 2003
7.	112	Georgia	Nov. 25, 1993
8.	111	Clemson	Sept. 24, 1988
9.	109	Clemson	Sept. 24, 1983
10.	108	two times	

FEWEST PENALTY YARDS

	YDS	OPPONENT	DATE
1.	0	Pittsburgh	Dec. 29, 1956
	0	Georgia	Nov. 29, 1969
	0	Tulane	Oct. 23, 1971
	0	Boston College	Nov. 11, 1972
	0	Virginia	Oct. 13, 1984
6.	3	Virginia	Nov. 6, 1982
7.	5	17 times	

PUNTING

MOST PUNTS

	P	OPPONENT	DATE
1.	13	SMU	Sept. 28, 1957
2.	12	Tennessee	Nov. 10, 1956
	12	Penn State	Nov. 12, 1966
	12	Clemson	Oct. 7, 1967
	12	Florida	Sept. 22, 1979
	12	Duke	Nov. 10, 2007
7.	11	11 times	

FEWEST PUNTS

	P	OPPONENT	DATE
1.	0	Rice	Sept. 24, 1960
	0	Mississippi State	Oct. 3, 2009
	0	Georgia	Nov. 28, 2009
	0	at Clemson	Dec. 5, 2009
5.	1	15 times	

MOST PUNT YARDS

	YDS	OPPONENT	DATE
1.	558	SMU	Sept. 28, 1957
2.	483	Florida	Sept. 29, 1972
3.	480	Chattanooga	Sept. 10, 1988
4.	472	Clemson	Oct. 7, 1967
5.	470	Tennessee	Nov. 10, 1956
6.	467	Penn State	Nov. 12, 1966
7.	458	Gardner-Webb	Oct. 11, 2008
8.	450	Duke	Nov. 10, 2007
9.	449	Tennessee	Oct. 11, 1958
10.	447	Maryland	Oct. 9, 2004

FEWEST PUNT YARDS

	YDS	P	OPPONENT	DATE
1.	0	0	Rice	Sept. 24, 1960
	0	0	Mississippi State	Oct. 3, 2009
	0	0	Georgia	Nov. 28, 2009
	0	0	Clemson	Dec. 5, 2009
5.	21	1	Duke	Nov. 2, 1968
6.	24	2	vs. Fresno State	Dec. 31, 2007
7.	31	1	Virginia	Sept. 20, 1986
8.	32	1	North Carolina	Oct. 16, 1993
9.	36	1	Notre Dame	Nov. 16, 1968
10.	38	1	North Carolina	Oct. 2, 1982

HIGHEST AVERAGE MINIMUM TWO ATTEMPTS

	AVG	OPPONENT	DATE
1.	60.5	Tennessee	Oct. 27, 1984
2.	56.4	Wake Forest	Nov. 5, 2005
3.	54.8	Pittsburgh	Sept. 18, 1976
4.	54.0	BYU	Oct. 27, 2012
5.	53.7	Auburn	Oct. 16, 1965
6.	52.5	Duke	Oct. 30, 1965
	52.5	Duke	Nov. 17, 2012
8.	51.7	North Carolina	Oct. 30, 2012
9.	50.4	Notre Dame	Sept. 2, 2006
10.	50.3	North Carolina (OT)	Oct. 9, 1999

LOWEST AVERAGE MINIMUM TWO ATTEMPTS

	AVG	OPPONENT	DATE
1.	12.0	vs. Fresno State	Dec. 31, 2007
2.	23.0	BYU	Aug. 28, 2003
3.	24.3	Georgia	Nov. 30, 1957
	24.3	Alabama	Sept. 15, 1984
5.	24.5	Duke	Oct. 30, 1971
6.	24.6	vs. Iowa State	Dec. 18, 1972
7.	25.0	Baylor	Nov. 6, 1993
	25.0	NC State	Oct. 10, 1998
9.	25.2	Tulane	Oct. 28, 1961
10.	25.5	Tulane	Oct. 26, 1957

RETURNS

MOST PUNT RETURNS

	PR	OPPONENT	DATE
1.	11	Clemson	Sept. 26, 1987
2.	7	Tennessee	Oct. 10, 1959
	7	Miami	Sept. 26, 1970
	7	Duke	Nov. 4, 1972
	7	Tulane	Oct. 27, 1979
	7	North Carolina	Oct. 4, 1980
	7	Maryland	Oct. 10, 1992
	7	Wake Forest	Nov. 14, 1992
9.	6	17 times	

MOST PUNT RETURN YARDS

	YDS	OPPONENT	DATE
1.	227	Clemson	Sept. 26, 1987
2.	143	South Carolina	Sept. 11, 1971
3.	138	Georgia	Dec. 1, 1984
4.	130	Clemson	Oct. 28, 2000
5.	124	Duke	Nov. 4, 1972
6.	118	Georgia	Dec. 2, 1978
7.	104	Auburn	Oct. 16, 1982
8.	96	Clemson	Sept. 14, 2002
9.	95	Navy	Nov. 9, 1968
10.	94	Miami	Sept. 26, 1970

OPPONENT RECORDS

HIGHEST AVERAGE MINIMUM TWO ATTEMPTS

AVG	OPPONENT	DATE
1. 38.5	NC State	Oct. 11, 1997
2. 31.0	Tulane	Oct. 9, 1965
3. 30.0	Pittsburgh	Sept. 21, 1974
30.0	Georgia	Nov. 26, 1966
5. 29.5	Georgia	Dec. 2, 1978
6. 29.0	The Citadel	Sept. 18, 1982
7. 28.6	South Carolina	Sept. 11, 1971
8. 28.5	Tennessee	Oct. 25, 1986
9. 28.0	Auburn	Oct. 20, 1973
10. 27.0	Tulane	Oct. 24, 1981

LOWEST AVERAGE MINIMUM TWO ATTEMPTS

AVG	OPPONENT	DATE
1. 2.5	Georgia	Nov. 26, 1966
2. 3.5	Virginia	Nov. 20, 2004
3. 5.0	Georgia	Nov. 28, 1998
4. 6.2	Clemson	Sept. 25, 1976
5. 6.5	Clemson	Sept. 27, 1975
6. 6.5	Wake Forest	Nov. 16, 1985
7. 6.5	South Carolina	Oct. 19, 1991
8. 6.7	Georgia	Nov. 27, 1975
9. 7.0	Duke	Sept. 26, 1996
10. 7.3	Wake Forest	Nov. 13, 1982

SHORTEST SCORING DRIVE (YARDS)

YDS	OPPONENT	DATE
1. -14 (FG)	LSU	Dec. 31, 2008
2. -10 (FG)	UCF	Sept. 2, 2000
3. -8 (FG)	Georgia	Nov. 26, 1966
4. -7 (FG)	Florida	Sept. 20, 1980
5. -5 (FG)	Duke	Nov. 1, 1980
-5 (FG)	Georgia	Dec. 1, 1990
-5 (FG)	Wake Forest	Nov. 14, 1992
8. -4 (FG)	NC State	Oct. 11, 1997
-4 (FG)	Duke	Nov. 10, 2007
10. -2 (FG)	Miami	Nov. 19, 2005

LOWEST AVERAGE MINIMUM TWO ATTEMPTS

AVG	OPPONENT	DATE
1. -4.5	Navy	Nov. 16, 1974
2. -4.0	Samford	Sept. 8, 2007
3. -3.3	Navy	Sept. 16, 2000
4. -3.0	Virginia	Sept. 22, 2007
-3.0	Presbyterian	Sept. 8, 2012
6. -2.3	Georgia	Nov. 24, 2007
7. -2.0	Virginia	Sept. 21, 2006
8. -1.7	Tennessee	Oct. 13, 1973
9. -1.0	Baylor	Nov. 6, 1993
10. -1.0	Notre Dame	Sept. 1, 2007

MISCELLANEOUS

LONGEST SCORING DRIVE (PLAYS)

PL	OPPONENT	DATE
1. 19 (FG)	Navy	Nov. 15, 1975
19 (FG)	Alabama	Sept. 12, 1981
19	Memphis	Sept. 26, 1981
19	Virginia	Nov. 3, 1983
5. 18 (FG)	Duke	Nov. 3, 1962
18	Clemson	Sept. 27, 1975
18	North Carolina	Oct. 22, 1988
18 (FG)	Clemson	Sept. 26, 1992
18	Duke	Oct. 21, 2000
18	Clemson (OT)	Sept. 29, 2001

MOST TIME OF POSSESSION

TIME	OPPONENT	DATE
1. 43:22	Alabama	Sept. 8, 1979
2. 41:32	North Carolina	Oct. 8, 1994
3. 40:59	Clemson	Sept. 27, 1986
4. 40:52	Georgia	Nov. 24, 1979
5. 40:25	Arizona	Sept. 1, 1994
6. 40:07	Navy	Nov. 12, 1977
7. 39:51	Georgia	Nov. 25, 1993
8. 39:10	Duke	Oct. 21, 2000
9. 39:06	North Carolina	Oct. 16, 1993
39:06	BYU	Aug. 28, 2003

MOST KICKOFF RETURNS

KR	OPPONENT	DATE
1. 11	Samford	Sept. 8, 2007
11	North Carolina	Nov. 10, 2012
3. 10	Duke	Oct. 29, 1966
10	Citadel	Sept. 12, 1987
10	Western Carolina	Sept. 1, 2011
10	Kansas	Sept. 17, 2011
7. 9	NC State	Oct. 11, 1986
9	Duke	Oct. 27, 1990
9	Vanderbilt	Oct. 31, 2009
10. 8	eight times	

LONGEST SCORING DRIVE (TIME)

TIME	OPPONENT	DATE
1. 9:18	Duke	Oct. 21, 2000
2. 8:50	Memphis	Sept. 26, 1981
3. 8:48 (FG)	Clemson	Sept. 26, 1992
4. 8:31 (FG)	Duke	Nov. 1, 1975
5. 8:22	Clemson	Sept. 27, 1975
6. 8:15 (FG)	Clemson	Oct. 28, 1995
7. 8:05 (FG)	Arizona	Sept. 1, 1994
8. 8:03	North Carolina	Oct. 16, 1993
9. 8:02 (FG)	Virginia	Nov. 20, 2004
10. 7:54 (FG)	North Carolina	Sept. 18, 2010

LOWEST TIME OF POSSESSION

TIME	OPPONENT	DATE
1. 16:15	Boston College	Oct. 20, 2012
2. 17:17	Virginia	Oct. 24, 2009
3. 17:21	South Carolina	Sept. 12, 1970
4. 17:50	Wake Forest	Sept. 14, 1996
5. 17:54	North Carolina	Sept. 26, 2009
6. 19:14	Duke	Nov. 1, 1986
7. 19:22	North Carolina	Sept. 21, 2013
8. 20:04	Georgia	Nov. 24, 2012
9. 20:06	Georgia	Nov. 30, 1974
10. 20:15	Vanderbilt	Oct. 31, 2009

MOST KICKOFF RETURN YARDS

YDS	OPPONENT	DATE
1. 267	North Carolina	Nov. 10, 2012
2. 216	Mississippi State	Oct. 3, 2009
3. 210	Duke	Oct. 29, 1966
4. 204	Western Carolina	Sept. 1, 2011
5. 202	Vanderbilt	Oct. 31, 2009
6. 198	North Carolina	Sept. 26, 1998
7. 190	Samford	Sept. 8, 2007
8. 189	Nebraska	Jan. 1, 1991
9. 186	Iowa State	Dec. 18, 1972
186	Georgia	Dec. 1, 1990

LONGEST SCORING DRIVE (YARDS)

YDS	OPPONENT	DATE
1. 99	Duke	Oct. 31, 1964
99	Florida State	Oct. 18, 1997
99	Duke	Oct. 21, 2000
4. 98	Georgia	Nov. 30, 1968
98	Auburn	Oct. 17, 1970
98	North Carolina	Sept. 19, 1987
98	Miami	Nov. 20, 2008
98	Virginia	Oct. 9, 2010
9. 97	three times	

MOST THIRD-DOWN CONVERSIONS

3D	OPPONENT	DATE
1. 15 (of 21)	Virginia	Oct. 5, 1974
2. 14 (of 17)	Notre Dame	Nov. 16, 1968
14 (of 22)	Duke	Oct. 29, 1977
14 (of 21)	Clemson	Sept. 27, 1986
14 (of 20)	NC State	Sept. 9, 1989
14 (of 20)	Arizona	Sept. 1, 1994
13 (of 17)	Alabama	Sept. 11, 1982
13 (of 19)	Clemson	Oct. 6, 2012
9. 12	four times	

HIGHEST AVERAGE MINIMUM TWO ATTEMPTS

AVG	OPPONENT	DATE
1. 71.5	LSU	Oct. 6, 1962
2. 60.0	Clemson	Sept. 27, 1986
3. 52.3	Maryland	Oct. 7, 2006
4. 48.0	Clemson	Sept. 26, 1987
5. 43.0	Auburn	Oct. 16, 1971
6. 42.5	Clemson	Nov. 12, 1994
7. 42.0	Wake Forest	Nov. 17, 2001
8. 41.5	Virginia	Sept. 16, 1993
9. 40.7	Virginia Tech	Nov. 4, 2010
10. 40.0	Clemson	Sept. 20, 2003

SHORTEST SCORING DRIVE (YARDS)

YDS	OPPONENT	DATE
1. 1	76 times, most recently:	
	Clemson	Nov. 14, 2013

SHORTEST SCORING DRIVE (TIME)

TIME	OPPONENT	DATE
1. 0:03	Georgia	Nov. 28, 1992
0:03	Clemson	Oct. 28, 2000
3. 0:04	Auburn	Oct. 20, 1979
0:04	Duke	Nov. 10, 2007
5. 0:05	Mississippi	Dec. 30, 1971
0:05	Duke	Nov. 1, 1980
0:05	Chattanooga	Sept. 10, 1988
0:05	Florida State	Nov. 5, 1994
0:05	Connecticut	Sept. 17, 2005
0:05	Western Carolina	Sept. 1, 2011

HIGHEST CONVERSION PERCENTAGE

PCT	OPPONENT	DATE	
1. .888	8-9	Virginia	Nov. 8, 1997
2. .824	14-17	Notre Dame	Nov. 16, 1968
3. .769	10-13	Florida State	Oct. 10, 2009
4. .765	13-17	Alabama	Sept. 11, 1982
5. .733	11-15	North Carolina	Oct. 16, 1993
6. .727	8-11	Fresno State	Dec. 31, 2007
7. .714	15-21	Virginia	Oct. 5, 1974
.714	10-14	Clemson	Sept. 29, 1984
9. .706	12-17	Georgia	Nov. 23, 1995
10. .700	two times		

FEWEST THIRD-DOWN CONVERSIONS

3D	OPPONENT	DATE
1. 0 (of 12)	Chattanooga	Sept. 10, 1988
2. 1	25 times	

OPPONENT RECORDS

LOWEST CONVERSION PERCENTAGE

PCT	OPPONENT	DATE
1. .000	0-12 Chattanooga	Sept. 10, 1988
2. .070	1-15 Duke	Oct. 30, 1971
.070	1-15 Auburn	Oct. 16, 1982
4. .071	1-14 Notre Dame	Nov. 8, 1980
.071	1-14 Vanderbilt	Aug. 31, 2002
.071	1-14 Western Carolina	Sept. 10, 2004
.071	1-14 Miami	Nov. 19, 2005
.077	four times	

MOST THIRD-DOWN ATTEMPTS

ATT	CNV	OPPONENT	DATE
1. 22	8	Miami	Sept. 28, 1968
22	14	Duke	Oct. 29, 1977
22	11	Georgia	Nov. 24, 1979
22	7	Wake Forest	Nov. 21, 1987
22	11	Western Carolina	Sept. 12, 1992
22	10	Baylor	Nov. 6, 1993
22	8	Fresno State	Dec. 31, 2002
8. 21	10 times		

MOST FOURTH-DOWN CONVERSIONS

4D	OPPONENT	DATE
1. 5	(of 9) Rice	Sept. 24, 1960
2. 4	(of 5) Alabama	Nov. 12, 1960
4	(of 5) Duke	Oct. 31, 1964
4	(of 4) Duke	Oct. 30, 1965
4	(of 4) Tulane	Oct. 22, 1966
4	(of 4) Alabama	Sept. 8, 1979
4	(of 5) Maryland	Oct. 12, 1991
4	(of 6) NC State	Oct. 10, 1998
4	(of 4) Mississippi State	Oct. 3, 2009

INDIVIDUAL

RUSHING

MOST ATTEMPTS

ATT	PLAYER	OPPONENT	DATE
1. 41	Robert Baldwin	Duke	9/24/94
2. 40	Phil Asack	Duke	11/2/68
3. 39	Joe Gattuso	Navy	11/12/77
39	Vagas Ferguson	Notre Dame	11/6/79
39	Thomas Jones	Virginia	11/6/99
39	Morgan Kane	Wake Forest	11/20/99
39	Verron Haynes	Georgia	11/24/01
8. 38	Steve Jones	Duke	11/4/72
38	Eddie Meyers	Navy	11/14/81
10. 37	Rodney Davis	Fresno State	12/31/02

MOST RUSHING YARDS

YDS	PLAYER	OPPONENT	DATE
1. 255	Vagas Ferguson	Notre Dame	11/18/78
2. 242	Bo Jackson	Auburn	10/19/85
3. 234	Randy Cuthbert	Duke	10/28/89
4. 233	C.J. Spiller	Clemson	12/5/09
5. 225	Herschel Walker	Georgia	12/5/81
6. 224	Morgan Kane	Wake Forest	11/20/99
7. 218	Chris Douglas	Duke	11/8/03
8. 217	Benny Cunningham	Middle Tennessee	9/29/12
9. 216	James Davis	Clemson	10/21/06
10. 213	Thomas Jones	Virginia	11/6/99

MOST RUSHING YARDS / TWO PLAYERS COMBINED

YDS	PLAYERS	OPPONENT	DATE
1. 349	Ealey/King	Georgia	11/28/09
2. 332	Davis/Spiller	Clemson	10/21/06
3. 307	Jackson/Fullwood	Auburn	10/19/85
4. 299	Jones/Womack	Virginia	10/17/98
5. 296	Spiller/Ellington	Clemson	12/5/09
6. 282	Ferguson/Stone	Notre Dame	11/18/78
7. 281	Cuthbert/Boone	Duke	10/28/89
8. 279	Ferguson/Pallas	Notre Dame	11/18/78
9. 278	Ferguson/Buchanan	Notre Dame	11/18/78
10. 277	Jackson/Washington	Auburn	10/19/85

MOST RUSHING TOUCHDOWNS

TD	PLAYER	OPPONENT	DATE
1. 5	Benny Cunningham	Middle Tennessee	9/29/12
2. 4	Herschel Walker	Georgia	12/5/81
4	Tiki Barber	Virginia	9/16/95
4	C.J. Spiller	Clemson	12/5/09
5. 3	21 times		

PASSING

MOST ATTEMPTS

ATT	PLAYER	OPPONENT	DATE
1. 65	Rusty LaRue	Wake Forest	11/4/95
2. 62	Cory Phillips	Georgia	11/25/00
3. 61	David Watford	Virginia	10/26/13
4. 58	Matt Schaub	Virginia	10/26/02
5. 56	Willie Perkins	Western Carolina	10/12/85
6. 55	Quincy Carter	Georgia (OT)	11/27/99
7. 53	Sean Glennon	Virginia Tech	9/30/06
53	Daniel Evans	NC State	11/4/06
8. 52	Stephen Morris	Miami (OT)	9/22/12
9. 51	Scott Milanovich	Maryland	9/28/95
51	Danny Kanell	Florida State	10/21/95

MOST COMPLETIONS

CMP	PLAYER	OPPONENT	DATE
1. 43	David Watford	Virginia	10/26/13
2. 41	Danny Kanell	Florida State	10/21/95
41	Rusty LaRue	Wake Forest	11/4/95
41	Matt Schaub	Virginia	10/26/02
5. 36	Cory Phillips	Georgia	11/25/00
6. 32	Scott Milanovich	Maryland	9/28/95
32	Bryson Spinner	Virginia	11/10/01
8. 31	Steve Slayden	Duke	10/31/87
31	Matt Berry	BYU	8/28/03
31	Phillip Rivers	NC State	10/4/03
31	Stephen Morris	Miami (OT)	9/22/12

MOST PASSING TOUCHDOWNS

TD	PLAYER	OPPONENT	DATE
1. 6	Steve Slayden	Duke	10/31/87
2. 5	Tony Sacca	Penn State	8/28/91
5	Bryson Spinner	Virginia	11/10/01
5	Christian Ponder	Florida State	10/10/09
5. 4	Mark Maye	North Carolina	9/19/87
4	Charlie Ward	Florida State	10/2/93
4	Scott Milanovich	Maryland	10/22/94
4	Danny Kanell	Florida State	10/21/95
4	Aaron Brooks	Virginia	11/8/97
4	David Green	Duke	11/15/97
4	Mike Bobo	Georgia	11/29/97
4	Brett Ratliff	Utah	12/29/05
4	Sean Renfree	Duke	11/19/11
4	Tajh Boyd	Clemson	11/14/13

HIGHEST COMPLETION PERCENTAGE (MINIMUM 10 ATTEMPTS)

PCT	PLAYER	OPPONENT	DATE
1. .900	9-10 Don Altman	Duke	10/29/60
2. .824	14-17 Aaron Murray	at Georgia	11/24/12
3. .818	9-11 Steadman Shealy	Alabama	9/8/79
.818	27-33 Ben Bennett	Duke	10/29/83
.818	9-11 James Jackson	Georgia	11/28/87
6. .813	13-16 Mike Bobo	Georgia	11/25/94
7. .803	41-51 Danny Kanell	Florida State	10/21/95
8. .800	20-25 Jacory Harris	at Miami	9/17/09
9. .789	15-19 Tim Esposito	NC State	10/6/84
.789	15-19 Aaron Murray	at Georgia	11/27/10

MOST MOST INTERCEPTIONS THROWN

INT	PLAYER	OPPONENT	DATE
1. 5	Tom Schulze	VMI	11/10/73
2. 4	Leo Hart	Duke	11/1/69
4	Bruce Gadd	Rice	9/30/72
4	Buddy Gilbert	Tulane	10/25/75
4	Tim Couch	Chattanooga	11/9/85
4	Steve Slayden	Duke	11/1/86
4	Todd Ellis	South Carolina	10/15/88
4	John Kaleo	Maryland	10/10/92
4	Brandon Cox	Auburn	9/3/05
4	Dwight Dasher	Middle Tennessee	10/16/10

MOST YARDS PASSING

YDS	PLAYER	OPPONENT	DATE
1. 501	Rusty LaRue	Wake Forest	11/4/95
2. 443	Chris Weinke	Florida State	9/9/00
3. 436	Stephen Morris	Miami (OT)	9/22/12
4. 435	Matt Ryan	Boston College	9/15/07
5. 415	Mike Bobo	Georgia	11/29/97
6. 413	Cory Phillips	Georgia	11/25/00
7. 407	Matthew Stafford	Georgia	11/29/08
8. 406	Mark Maye	North Carolina	9/19/87
9. 399	Thad Busby	Florida State	10/18/97
10. 397	Tajh Boyd	Clemson	10/6/12

MOST RECEPTIONS

REC	PLAYER	OPPONENT	DATE
1. 16	Corey Thomas	Duke	11/15/97
16	Travis Latendresse	vs. Utah	12/9/05
3. 13	Mark Millitello	Duke	10/29/83
13	Jermaine Lewis	Maryland	9/28/95
13	Darius Jennings	Virginia	10/26/13
6. 12	Roger Boone	Duke	10/31/87
12	Shawn Foreman	West Virginia	12/29/97
12	Randy McMichael	Georgia	11/25/00
9. 11	seven times		

MOST YARDS RECEIVING

YDS	PLAYER	OPPONENT	DATE
1. 276	Corey Thomas	Duke	11/15/97
2. 247	Randy Marriott	North Carolina	9/19/87
3. 234	Herman Moore	Virginia	11/3/90
4. 214	Travis Latendresse	vs. Utah	12/29/05
5. 204	Cormac Carney	Air Force	11/11/78
6. 189	Jermaine Lewis	Maryland	9/28/95
7. 184	Phillip Dorsett	Miami (OT)	9/22/12
8. 180	Mohamed Massaquoi	Georgia	11/29/08
9. 176	Todd Dixon	Wake Forest	11/17/90
176	Martavis Bryant	Clemson	11/14/13

MOST RECEPTIONS, TWO PLAYERS COMBINED

REC	PLAYERS	OPPONENT	DATE
1. 24	Thomas/Epperson	Duke	11/15/97
24	Thomas/Montgomery	Duke	11/15/97
24	Latendresse/Hernandez	Utah	12/29/05
4. 23	McMichael/Gary	Georgia	11/25/00
23	Jennings/Tim Smith	Virginia	10/26/13
6. 20	Thomas/Wilks	Duke	11/15/97
20	Deese/Chalmers	Wake Forest	11/21/98
20	Hill/Buchannon	Samford	9/4/04
20	Jennings/Shepherd	Virginia	10/26/13
10. 19	two times		

MOST YARDS RECEIVING, TWO PLAYERS COMBINED

YDS	PLAYERS	OPPONENT	DATE
1. 355	Thomas/Montgomery	Duke	11/15/97
2. 342	Thomas/Epperson	Duke	11/15/97
3. 337	Marriott/Lewis	North Carolina	9/19/87
4. 306	Thomas/Hodrick	Duke	11/15/97
5. 297	Nowell/Carmichael	Western Carolina	10/12/85
6. 296	Thomas/Wilks	Duke	11/15/97
7. 291	Thomas/Deorio	Duke	11/15/97
291	Dorsett/Davon Johnson	Miami (OT)	9/22/12
9. 289	Latendresse/Hernandez	Utah	12/29/05
10. 282	McMichael/Gary	Georgia	11/25/00

MOST RECEIVING TOUCHDOWNS

TD	PLAYER	OPPONENT	DATE
1. 4	Corey Thomas	Duke	11/15/97
4	Travis Latendresse	Utah	12/29/05
3. 3	Randy Marriott	North Carolina	9/19/87
3	Clarkston Hines	Duke	10/31/87
3	Koren Robinson	NC State (OT)	9/21/00
3	Gulilan Gary	Maryland	11/18/00
3	Mohamed Massaquoi	Georgia	11/29/08
8. 2	50 times		

OPPONENT RECORDS

TOTAL OFFENSE

MOST YARDS

	YDS	PLAYERS	OPPONENT	DATE
1.	514	Rusty LaRue	Wake Forest	11/4/95
2.	460	Tajh Boyd	Clemson	10/6/12
3.	446	Stephen Morris	Miami (OT)	9/22/12
4.	441	Chris Weinke	Florida State	9/9/00
5.	426	Matt Ryan	Boston College	9/15/07
6.	421	Mike Bobo	Georgia	11/29/97
7.	418	Woodrow Dantzler	Clemson (OT)	9/29/01
8.	412	Steve Slayden	Duke	10/31/87
9.	409	Cory Phillips	Georgia	11/25/00
10.	399	Bryson Spinner	Virginia	11/10/01

MOST TOUCHDOWNS SCORED

	TD	PLAYERS	OPPONENT	DATE
1.	5	Benny Cunningham	Middle Tennessee	9/29/12
2.	4	Todd Gurley	Georgia (OT)	11/30/13
4	4	Jamaal Williams	BYU	10/27/12
4	4	Mike James	Miami (OT)	9/22/12
4	4	C.J. Spiller	Clemson	12/5/09
4	4	Travis Latendresse	Utah	12/29/05
4	4	Corey Thomas	Duke	11/15/97
4	4	Tiki Barber	Virginia	9/16/95
4	4	Herschel Walker	Georgia	12/5/81
10.	3	28 times		

PUNTING

HIGHEST PUNT AVERAGE (MINIMUM TWO ATTEMPTS)

	AVG	PLAYERS	OPPONENT	DATE
1.	60.5	Jimmy Colquitt	Tennessee	10/27/84
2.	57.6	Bobby Gordon	Tennessee	11/10/56
3.	56.4	Ryan Plackemeier	Wake Forest	11/5/05
4.	54.8	Larry Swider	Pittsburgh	9/18/76
5.	54.0	Riley Stephenson	byu	10/27/12
6.	53.7	Tommy Luncford	Auburn	10/16/65
7.	52.5	Will Monday	Duke	11/17/12
	52.5	Rod Stewart	Duke	10/30/65
9.	52.0	Whit Canole	Tennessee	11/5/60
10.	51.7	Tommy Hibbard	North Carolina	11/10/12

DEFENSE

MOST INTERCEPTIONS

	INT	PLAYERS	OPPONENT	DATE
1.	4	A.J. Greene	Wake Forest	11/21/87
2.	3	Artimus Parker	USC	9/22/73
	3	Dre' Bly	North Carolina	9/21/96
	3	Aundray Bruce	Auburn	10/17/87
	3	Jeff Hipp	Georgia	11/24/79
6.	2	44 times		

KICKING

MOST FIELD GOALS

	FGM	PLAYERS	OPPONENT	DATE
1.	6	Billy Bennett	Georgia	11/24/01
2.	5	Connor Hughes	Virginia	11/22/03
3.	4	Steve Fehr	Navy	11/15/80
4	4	Wilson Hoyle	Wake Forest	11/21/87
4	4	Brian Lowe	Boston College	11/25/89
4	4	Chris Gardocki	Clemson	10/13/90
4	4	Phillip Shirley	Western Carolina	9/12/92
4	4	Marc Primanti	NC State	11/11/95
4	4	Matthew Burdick	Wake Forest	11/20/99
4	4	Connor Barth	North Carolina	11/17/07

MOST FIELD ATTEMPTS

	FGA	PLAYERS	OPPONENT	DATE
1.	6	Rex Robinson	Georgia	11/24/79
	6	Chris Gardocki	Clemson	10/13/90
	6	Steve Videtich	NC State	10/3/92
	6	Billy Bennett	Georgia	11/24/01
5.	5	Brian Lowe	Boston College	11/25/89
	5	Mike Green	Wake Forest	11/14/92
	5	Connor Hughes	Virginia	11/22/03
	5	John Deraney	NC State	11/4/06
	5	M. Buchholz	Clemson	9/29/07
	5	Connor Barth	North Carolina	11/17/07

LONGEST PLAYS

LONGEST TOUCHDOWN

	YDS	PLAYER	OPPONENT	DATE
100 (kr)		Josh Wilson	Maryland	10/7/06
100 (kr)		Tavon Mason	Virginia	11/10/01
100 (ir)		Mel Baxley	South Carolina	9/15/73
99 (kr)		Bill Mathis	Clemson	10/3/59
99 (ir)		Preston Anderson	Rice	9/30/72
99 (fr)		Damian Swann	Georgia	11/29/14
96 (p)		Howard (Kiel)	Notre Dame	11/7/81
96 (kr)		Jerod Washington	Virginia	9/19/92
96 (kr)		Marcus Wall	North Carolina	10/14/95
95 (kr)		Joe Henderson	Clemson	9/26/87
95 (kr)		Kory Bailey	North Carolina	9/26/98
95 (kr)		Darrell Blackman	NC State	11/4/06

LONGEST RUSH

	YDS	PLAYER	OPPONENT	DATE
83 (t)		Joel Arrington	Duke	10/31/59
80 (t)		Jay Washington	Clemson	9/29/73
79 (t)		Barry Word	Virginia	9/21/85
78 (t)		Glynn Harrison	Georgia	11/27/75
77		Stanley Morgan	Tennessee	10/9/76
77 (t)		Derric Hamilton	Clemson	9/14/02
77 (t)		C.J. Brown	Maryland	10/8/11
76 (t)		Richard Williams	Memphis	9/27/80
76 (t)		Bo Jackson	Auburn	10/19/85
76 (t)		Quinton Lee	Boston College	10/4/97

LONGEST PASS

	YDS	RECEIVER (QB)	OPPONENT	DATE
96 (t)		Howard (Kiel)	Notre Dame	11/7/81
93 (t)		Mariott (Maye)	North Carolina	9/19/87
87 (t)		Mitchell (Baker)	North Carolina	9/10/05
85 (t)		Bresler (Sullivan)	Auburn	10/17/70
80 (t)		Brantley (Jordan)	Clemson	9/27/75
80 (t)		Scott (Buck Belue)	Georgia	12/5/81
80 (t)		Bonner (J.J. Joe)	Baylor	11/7/92
80 (t)		Royal (Randall)	Virginia Tech	10/28/04
80 (t)		Clark (Davis)	NC State	10/6/05
79 (t)		Clark (Penn)	UCF	9/2/00
79 (t)		Hankerson (Morris)	Miami	11/13/10

LONGEST PUNT

	YDS	PLAYER	OPPONENT	DATE
83		Scott McAlister	North Carolina	10/21/89
81		Ken Cooper	Georgia	12/1/56
78		Will Brice	Virginia	10/15/94
77		Larry Swider	Pittsburgh	9/18/76
74		Spence Fischer	Duke	9/24/94
73		Bobby Walden	Georgia	11/28/59
73		Ricky Brummitt	Duke	9/9/78
73		Malcolm Simmons	Alabama	9/12/81
72		Bobby Gordon	Tennessee	11/10/56
72		Kevin Ferguson	Virginia	10/13/84
72		Will Monday	Duke	9/14/13

LONGEST PUNT RETURN

	YDS	PLAYER	OPPONENT	DATE
88 (t)		Brian Mance	Clemson	10/8/00
79 (t)		Michael Lettieri	Navy	11/9/68
79		Derrick Hamilton	Clemson	9/14/02
78 (t)		Donnell Woodford	Clemson	9/26/87
77 (t)		Lou Harris	South Carolina	9/11/71
75 (t)		Tony Stawarz	Miami	9/26/70
74 (t)		Bill Simpson	Michigan State	9/23/72
72 (t)		Scott Woerner	Georgia	12/2/78
72 (t)		Fred Lane	Georgia	12/1/84
71 (t)		Ivery Curry	Florida	9/20/80

LONGEST KICKOFF RETURN

	YDS	PLAYER	OPPONENT	DATE
100 (t)		Tavon Mason	Virginia	11/10/01
100 (t)		Josh Wilson	Maryland	10/7/06
99 (t)		Bill Mathis	Clemson	10/3/59
98 (t)		Jerry Stovall	LSU	10/6/62
96 (t)		Jerrod Washington	Virginia	9/19/92
96 (t)		Marcus Wall	North Carolina	10/14/95
95 (t)		Joe Henderson	Clemson	9/26/87
95 (t)		Kory Bailey	North Carolina	9/26/98
95 (t)		Darell Blackman	NC State	11/4/06
93		three times		

LONGEST INTERCEPTION RETURN

	YDS	PLAYER	OPPONENT	DATE
100 (t)		Mel Baxley	South Carolina	9/15/73
99 (t)		Preston Anderson	Rice	9/30/72
82 (t)		Stanford Samuels	Florida State	11/9/02
79 (t)		Anthony Washington	California	9/16/78
77 (t)		Randy Neal	Virginia	10/15/94
70 (t)		Clarence Ellis	Notre Dame	11/15/69
69 (t)		Doug Archibald	Tennessee	11/7/64
68 (t)		Doug Brewster	Clemson	9/24/88
64 (t)		Jesse Campbell	NC State	10/1/88
64 (t)		Roland Minor	Virginia Tech	10/28/04

LONGEST FIELD GOAL MADE

	YDS	PLAYER	OPPONENT	DATE
60		Fred Reveiz	Tennessee	10/23/82
57		Rex Robinson	Georgia	11/29/80
57		Kevin Butler	Georgia	12/1/84
55		Alan Duncan	Tennessee	10/11/80
55		Fred Reveiz	Tennessee	10/26/85
53		Brian Clark	Florida	9/19/81
53		Colt David	LSU	12/31/08
53		Richard Jackson	Clemson	9/10/09
52		Joe Cooper	California	9/16/78
52		Kevin Butler	Georgia	12/5/81
52		Nelson Welch	Clemson	9/26/92
52		Will Snyderwine	Duke	11/20/10

LONGEST FIELD GOAL ATTEMPT

	YDS	PLAYER	OPPONENT	DATE
63		Connor Barth	North Carolina	11/17/07
62		Don Barfield	Clemson	10/1/66
60		Marvin Roberts	Michigan State	9/23/72
60#		Fred Reveiz	Tennessee	10/23/82
60		Chris Gardocki	Clemson	10/13/90
58		Pete Rajacki	Georgia	11/28/70
58		Rex Robinson	Georgia	11/26/77
57		four times		

-- made FG

PAUL JOHNSON ERA SUPERLATIVES

MOST POINTS, GAME

70 – vs. Elon, Aug. 31, 2013

FEWEST POINTS, GAME

3 – vs. LSU (Chick-fil-A Bowl), Dec. 31, 2008

MOST POINTS, HALF

52 (1st) – vs. Alabama A&M, Nov. 23, 2013

FEWEST POINTS, HALF

0 – five times

MOST POINTS, QUARTER

30 (3rd) – at North Carolina, Nov. 10, 2012

LARGEST DEFICIT OVERCOME, WIN

16 (12-28) – at Georgia, Nov. 29, 2008

LARGEST FIRST-QUARTER DEFICIT OVERCOME, WIN

13 (0-13) – vs. North Carolina, Sept. 21, 2013

LARGEST HALFTIME DEFICIT OVERCOME, WIN

16 (12-28) – at Georgia, Nov. 29, 2008

LARGEST THIRD-QUARTER DEFICIT OVERCOME, WIN

11 (6-17) – at Wake Forest, Oct. 2, 2010

BIGGEST LEAD BLOWN, LOSS

20 (20-0) – vs. Georgia (ot), Nov. 30, 2013

BIGGEST FIRST-QUARTER LEAD BLOWN, LOSS

17 (17-0) – vs. Georgia, Nov. 30, 2013

BIGGEST HALFTIME LEAD BLOWN, LOSS

13 (30-7) – vs. Georgia, Nov. 30, 2013

BIGGEST THIRD-QUARTER LEAD BLOWN, LOSS

14 (36-22) – vs. Miami (ot), Sept. 22, 2012

14 (24-10) – vs. Utah (ot), Dec. 31, 2012

LARGEST LEAD BEFORE OPPONENT SCORES

70-0 – vs. Elon, Aug. 31, 2013

LARGEST FIRST-QUARTER LEAD

28 (28-0) – vs. Western Carolina, Sept. 1, 2011

28 (28-0) – vs. Elon, Aug. 31, 2013

28 (28-0) – at Pitt, Oct. 25, 2014

LARGEST HALFTIME LEAD

52 (52-0) – vs. Alabama A&M, Nov. 23, 2013

LARGEST THIRD-QUARTER LEAD

63 (63-0) – vs. Elon, Aug. 31, 2013

LARGEST MARGIN OF VICTORY

70-0 – vs. Elon, Aug. 31, 2013

LARGEST MARGIN OF DEFEAT

35 (3-38) – vs. LSU, Dec. 31, 2008

MOST POINTS VS. RANKED OPPONENT

45 – at 13/13 Georgia, Nov. 29, 2008

FEWEST POINTS VS. UNRANKED OPPONENT

3 – vs. LSU, Dec. 31, 2008

MOST POINTS, HOME

70 – vs. Elon, Aug. 31, 2013

FEWEST POINTS, HOME

10 – vs. Gardner-Webb, Oct. 11, 2008

10 – vs. Miami, Nov. 13, 2010

10 – vs. Virginia Tech, Sept. 26, 2013

MOST POINTS, ROAD GAME

68 – at North Carolina, Nov. 10, 2012

FEWEST POINTS, ROAD GAME

7 – at North Carolina, Nov. 8, 2008

7 – at Miami, Oct. 22, 2011

MOST POINTS, BOWL GAME

49 – vs. Mississippi State (Orange), Dec. 31, 2014

FEWEST POINTS, BOWL GAME

3 – vs. LSU (Chick-fil-A), Dec. 31, 2008

MOST POINTS, ACC GAME

68 – at North Carolina, Nov. 10, 2012

FEWEST POINTS, ACC GAME

7 – at North Carolina, Nov. 8, 2008

7 – at Miami, Oct. 22, 2011

MOST POINTS, LOSS

43 (43-48) – at North Carolina, Oct. 18, 2014

FEWEST POINTS, WIN

10 – vs. Gardner-Webb, Oct. 11, 2008

LARGEST MARGIN OF VICTORY, ACC GAME

56 (56-0) – vs. Syracuse, Oct. 19, 2013

LARGEST MARGIN OF DEFEAT, ACC GAME

25 (10-35) – vs. Miami, Nov. 13, 2010

MOST TOUCHDOWNS SCORED

10 – vs. Elon, Aug. 31, 2013

FEWEST TOUCHDOWNS SCORED

0 – vs. LSU, Dec. 31, 2008

MOST TOUCHDOWNS SCORED, QUARTER

4 – six times

MOST TOUCHDOWNS SCORED, HALF

7 (1st) – vs. Alabama A&M, Nov. 23, 2013

MOST RUSHING TOUCHDOWNS SCORED

8 – vs. Alabama A&M, Nov. 23, 2013

MOST PASSING TOUCHDOWNS SCORED

4 – at Duke, Sept. 14, 2013

4 – vs. Georgia Southern, Sept. 13, 2014

MOST FIELD GOALS MADE

4 – vs. Clemson, Dec. 5, 2009

MOST FIELD GOALS ATTEMPTED

5 – vs. Utah (ot), Dec. 31, 2012

TWO-POINT CONVERSIONS ATTEMPTED

3 – at Georgia, Nov. 29, 2008

TWO-POINT CONVERSIONS CONVERTED

2 – at Georgia, Nov. 29, 2008

PAUL JOHNSON ERA SUPERLATIVES

SAFETIES SCORED

1 – at Boston College, Sept. 6, 2008

SAFETIES ALLOWED

1 – four times

PUNT RETURNS FOR TOUCHDOWN

1 (68) – vs. Jacksonville State, Sept. 5, 2009

1 (85) – vs. Clemson, Sept. 10, 2009

FUMBLE RETURNS FOR TOUCHDOWN

1 (40) – at Mississippi State, Oct. 3, 2009

1 (18) – vs. Alabama A&M, Nov. 23, 2013

1 (43) – at NC State, Nov. 8, 2014

MOST FIRST DOWNS

32 – at Georgia, Nov. 27, 2010

FEWEST FIRST DOWNS

9 – vs. Gardner-Webb, Oct. 11, 2008

9 – vs. Iowa, Jan. 5, 2010

BIGGEST FIRST-DOWN MARGIN

16 (24-8) – vs. North Carolina, Sept. 26, 2009

16 (26-10) – vs. Syracuse, Oct. 19, 2013

MOST YARDS OF TOTAL OFFENSE

768 – vs. Kansas, Sept. 17, 2011

FEWEST YARDS OF TOTAL OFFENSE

155 – vs. Iowa, Jan. 5, 2010

MOST YARDS OF TOTAL OFFENSE, HALF

431 (2nd) – vs. Kansas, Sept. 17, 2011

FEWEST YARDS OF TOTAL OFFENSE, HALF

29 (2nd) – vs. Gardner-Webb, Oct. 11, 2008

MOST PLAYS

92 – at Georgia, Nov. 27, 2010

FEWEST PLAYS

47 – vs. BYU, Oct. 27, 2012

HIGHEST AVERAGE PER PLAY

13.5 (768/50) – vs. Kansas, Sept. 17, 2011

LOWEST AVERAGE PER PLAY

3.1 – vs. Iowa, Jan. 5, 2010

MOST YARDS RUSHING

604 – vs. Kansas, Sept. 17, 2011

FEWEST YARDS RUSHING

79 – vs. Gardner-Webb, Oct. 11, 2008

MOST RUSHING ATTEMPTS

77 – at Georgia, Nov. 27, 2010

FEWEST RUSHING ATTEMPTS

35 – vs. BYU, Oct. 27, 2012

HIGHEST AVERAGE PER RUSH

12.1 (604/50) – vs. Kansas, Sept. 17, 2011

LOWEST AVERAGE PER RUSH

1.7 – vs. Gardner-Webb, Oct. 11, 2008

MOST PASS COMPLETIONS

18 – vs. Middle Tennessee, Sept. 29, 2012

FEWEST PASS COMPLETIONS

1 – at Georgia, Nov. 29, 2008

1 – vs. Virginia Tech, Oct. 17, 2009

MOST PASS ATTEMPTS

26 – vs. Middle Tennessee, Sept. 29, 2012

26 – at Clemson, Nov. 14, 2013

FEWEST PASS ATTEMPTS

4 – at North Carolina, Sept. 18, 2010

4 – at Maryland, Nov. 3, 2012

MOST PASSES INTERCEPTED

2 – 10 times

MOST YARDS PASSING

365 – vs. Western Carolina, Sept. 1, 2011

FEWEST YARDS PASSING

12 – vs. Iowa, Jan. 5, 2010

12 – vs. South Carolina State, Sept. 4, 2010

HIGHEST PASS COMPLETION PERCENTAGE

.875 (7-8) – at NC State, Nov. 8, 2014

LOWEST PASS COMPLETION PERCENTAGE

.143 (1-7) – vs. Virginia Tech, Oct. 17, 2009

HIGHEST AVERAGE PER ATTEMPT

23.4 – vs. Kansas, Sept. 17, 2011

LOWEST AVERAGE PER ATTEMPT

1.3 – vs. Iowa, Jan. 5, 2010

HIGHEST AVERAGE PER COMPLETION

51.0 (1) – vs. Virginia Tech, Oct. 17, 2009

LOWEST AVERAGE PER COMPLETION

6.0 – vs. South Carolina State, Sept. 4, 2010

6.0 – vs. Iowa, Jan. 5, 2010

MOST FUMBLES

6 – vs. Western Carolina, Sept. 1, 2011

MOST FUMBLES LOST

3 – eight times

MOST TURNOVERS

5 – at Virginia, Oct. 26, 2013

FEWEST TURNOVERS

0 – 14 times

MOST TOTAL PLAYS WITHOUT TURNOVER

91 – vs. Boston College, Oct. 20, 2012

MOST PENALTIES

10 – at BYU, Oct. 12, 2013

FEWEST PENALTIES

0 – vs. Syracuse, Oct. 19, 2013

MOST PENALTY YARDS

97 – at Virginia, Oct. 26, 2013

PAUL JOHNSON ERA SUPERLATIVES

FEWEST PENALTY YARDS

0 – vs. Syracuse, Oct. 19, 2013

MOST PUNTS

7 – five times

FEWEST PUNTS

0 – four times

HIGHEST AVERAGE PUNTING YARDS (MIN. 2 ATTEMPTS)

52.5 (2) – at Duke, Sept. 14, 2013

LOWEST AVERAGE PUNTING YARDS (MIN. 2 ATTEMPTS)

24.5 (2) – vs. Alabama A&M, Nov. 23, 2013

MOST PUNT RETURNS

6 – vs. Syracuse, Oct. 19, 2013

6 – vs. Gardner-Webb, Oct. 11, 2008

MOST PUNT RETURN YARDS

87 (3) – vs. Jacksonville State, Sept. 5, 2009

HIGHEST PUNT RETURN AVERAGE (MIN. 2 RETURNS)

42.0 (2) – vs. Miami (ot), Sept. 22, 2012

LOWEST PUNT RETURN AVERAGE (MIN. 2 RETURNS)

4.0 (2) – vs. Air Force (Indep. Bowl), Dec. 27, 2010

MOST KICKOFF RETURNS

9 – at Clemson, Nov. 14, 2013

FEWEST KICKOFF RETURNS

0 – three times

MOST KICKOFF RETURN YARDS

230 (7) – at North Carolina, Nov. 10, 2012

FEWEST KICKOFF RETURN YARDS

0 (0) – three times

HIGHEST KICK RETURN AVERAGE (MIN. 2 RETURNS)

46.3 – at Duke, Nov. 14, 2009

LOWEST KICK RETURN AVERAGE (MIN. 2 RETURNS)

3.5 (2) – vs. Jacksonville State, Aug. 28, 2008

MOST INTERCEPTIONS (BY GEORGIA TECH)

4 – at Clemson, Oct. 18, 2008

4 – vs. Middle Tennessee, Oct. 16, 2010

MOST INTERCEPTION RETURN YARDS

173 (3) – vs. Elon, Aug. 31, 2013

MOST THIRD-DOWN CONVERSIONS

13 (of 20) – three times

HIGHEST PCT. OF THIRD-DOWN CONVERSIONS

.889 (8-9) – vs. Elon, Aug. 31, 2013

FEWEST THIRD-DOWN CONVERSIONS

0 (of 10) – vs. BYU, Oct. 27, 2012

LOWEST PCT. OF THIRD-DOWN CONVERSIONS

.000 (0 of 10) – vs. BYU, Oct. 27, 2012

MOST THIRD-DOWN ATTEMPTS

20 – four times

MOST FOURTH-DOWN CONVERSIONS

4 – three times

MOST FOURTH-DOWN CONVERSION ATTEMPTS

7 (3) – at Georgia, Nov. 24, 2012

MOST TIME OF POSSESSION

43:45 – vs. Boston College, Oct. 20, 2012

LOWEST TIME OF POSSESSION

21:01 – vs. BYU, Oct. 27, 2012

MOST TACKLES FOR LOSS (BY GEORGIA TECH)

14 – vs. Gardner-Webb, Oct. 11, 2008

MOST PASSES BROKEN-UP (BY GEORGIA TECH)

8 – vs. USC (Sun Bowl), Dec. 31, 2012

MOST SACKS (BY GEORGIA TECH)

7 – vs. North Carolina, Sept. 24, 2011

MOST SACK YARDS (BY GEORGIA TECH)

49 (6) – vs. Gardner-Webb, Oct. 11, 2008

MOST PLAYERS TO SCORE TOUCHDOWN

9 – vs. Elon, Aug. 31, 2013

MOST PLAYERS TO RUSH FORTOUCHDOWN

6 – four times

MOST PLAYERS TO CATCH TOUCHDOWN PASS

4 – vs. Georgia Southern, Sept. 13, 2014

LONGEST SCORING DRIVE (PLAYS)

20 (fg) – at North Carolina, Sept. 18, 2010

20 – at Miami, Oct. 22, 2011

LONGEST SCORING DRIVE (TIME)

10:47 – at Virginia, Oct. 24, 2009

LONGEST SCORING DRIVE (YARDS)

99 – vs. Elon, Aug. 31, 2013

SHORTEST SCORING DRIVE (PLAYS)

1 – 29 times

SHORTEST SCORING DRIVE (TIME)

0:03 – at Duke, Nov. 14, 2009

SHORTEST SCORING DRIVE (YARDS)

1 (fg) – at NC State, Oct. 1, 2011

1 (td) – vs. USC (Sun Bowl), Dec. 31, 2012

1 (td) – at Tulane, Sept. 6, 2014

LAST TIME IT HAPPENED

TEAM

Scored 50 Points
Scored 50 Points, ACC Game
Scored 35 Points, Half
Scored 28 Points, Quarter
Scored 0 Points
Scored 0 Points, Half
Overcame 10-Point Deficit, Win
Overcame 10-Point Halftime Deficit, Win
40-Point Margin of Victory
30-Point Margin of Victory
Scored 30 Points, Loss
Scored fewer than 10 Points, Win
7 Touchdowns
0 Touchdowns
5 Rushing Touchdowns
4 Passing Touchdowns
Interception Return for Touchdown

Fumble Return for Touchdown
Punt Return for Touchdown
Blocked Punt Return for Touchdown

Kickoff Return for Touchdown
2 Non-Offensive Touchdowns
4 Field Goals Made
3 Field Goals Missed
5 Field Goals Attempted
50-yard Field Goal Made
Missed PAT
Missed more than 1 PAT
Made 2-Point Conversion
Failed 2-Point Conversion
Two 2-Point Conversions Attempted
Defensive Extra Point Scored

Recorded Safety

Blocked Field Goal

Blocked PAT
Blocked Punt

Blocked 2 Kicks/Punts
30 First Downs
10 (or fewer) First Downs
500 Yards Total Offense
600 Yards Total Offense
Less than 200 Yards Total Offense
Less than 100 Yards Total Offense
300 Yards Total Offense, Half
Less than 50 Yards Total Offense, Half
90 Offensive Plays
50 (or fewer) Offensive Plays
300 Yards Rushing
400 Yards Rushing
50 Yards (or less) Rushing
0 Yards (or less) Rushing
60 Rushing Attempts
30 (or fewer) Rushing Attempts
25 Pass Completions
5 (or fewer) Pass Completions
40 Pass Attempts
10 (or fewer) Pass Attempts
Threw 3 Interceptions
300 Yards Passing
400 Yards Passing
100 (or less) Yards Passing

GEORGIA TECH

Nov. 8, 2014 at NC State (56)
 Nov. 8, 2014 at NC State (56)
 Nov. 8, 2014 at NC State (35/1st)
 Oct. 25, 2014 at Pittsburgh (28/1st)
 Oct. 18, 1997 at Florida State
 Oct. 22, 2011 at Miami (2nd)
 Sept. 21, 2013 vs. North Carolina (7-20)
 Nov. 29, 2008 at Georgia (28-12)
 Nov. 23, 2013 vs. Alabama A&M (66-7)
 Nov. 8, 2014 at NC State (56-23)
 Dec. 6, 2014 vs. Florida State (35)
 Nov. 11, 2006 at North Carolina (7-0)
 Dec. 31, 2014 vs. Mississippi State (7)
 Dec. 31, 2008 vs. LSU
 Dec. 31, 2014 vs. Mississippi State (6)
 Sept. 13, 2014 vs. Georgia Southern (4)
 Nov. 15, 2014 vs. Clemson
 Jamal Golden (85 yards), Chris Milton (62 yards)
 Nov. 8, 2014 at NC State; Quayshawn Nealy (43 yards)
 Sept. 10, 2009 vs. Clemson; Jerrard Tarrant (85 yards)
 Sept. 27, 1997 vs. Clemson
 Block by Ajenavi Eziemefe, Djay Jones recovered for TD
 Nov. 10, 2012 at North Carolina; Jamal Golden (100 yards)
 Nov. 8, 2014 at NC State (INT return, fumble return)
 Dec. 5, 2009 vs. Clemson (4)
 Oct. 20, 2012 vs. Boston College (3)
 Dec. 31, 2011 vs. Utah (5)
 Nov. 29, 2014 at Georgia (Harrison Butker, 53)
 Nov. 29, 2014 at Georgia (OT)
 Nov. 3, 2012 at Maryland (2)
 Sept. 22, 2012 vs. Miami (Washington to Godhigh pass)
 Nov. 15, 2014 vs. Clemson (rush failed)
 Nov. 29, 2008 at Georgia (3/2 made, 1 failed)
 Oct. 28, 1989 at Duke
 Ken Swilling 99-yard INT return (Steve Prince pass)
 Sept. 6, 2008 at Boston College
 Vance Walker tackled Chris Crane in end zone
 Dec. 30, 2013 vs. Ole Miss
 Adam Gotsis blocked Andrew Ritter's attempt
 Nov. 8, 2014 at NC State (Adam Gotsis)
 Oct. 19, 2013 vs. Syracuse
 Chris Milton blocked punt of Riley Dixon
 Dec. 30, 2013 vs. Ole Miss (field goal/PAT)
 Nov. 29, 2014 at Georgia (32)
 Jan. 5, 2010 vs. Iowa (9)
 Dec. 31, 2014 vs. Mississippi State (577)
 Oct. 25, 2014 at Pittsburgh (612)
 Oct. 27, 2012 vs. BYU (157)
 Nov. 18, 1961 at Alabama (96)
 Dec. 31, 2014 vs. Mississippi State (318/2nd)
 Jan. 5, 2010 vs. Iowa (32/1st)
 Oct. 20, 2012 vs. Boston College (91)
 Oct. 27, 2012 vs. BYU (47)
 Dec. 31, 2014 vs. Mississippi State (452)
 Dec. 31, 2014 vs. Mississippi State (452)
 Nov. 27, 2004 at Georgia (24)
 1968 (two times – vs. Notre Dame and Navy)
 Dec. 31, 2014 vs. Mississippi State (61)
 Nov. 1, 2007 vs. Virginia Tech (26)
 Sept. 10, 2005 vs. North Carolina (25)
 Oct. 25, 2014 at Pittsburgh (5)
 Sept. 22, 2007 at Virginia (40)
 Nov. 8, 2014 at NC State (8)
 Nov. 1, 2007 vs. Virginia Tech (5)
 Sept. 1, 2011 vs. Western Carolina (365)
 Nov. 10, 2001 at Virginia (486)
 Nov. 23, 2013 vs. Alabama A&M (48)

OPPONENT

Nov. 14, 2013 by Clemson (55)
 Nov. 14, 2013 by Clemson (55)
 Oct. 10, 2009 by Florida State (35/1st)
 Dec. 31, 2008 by LSU (2/2nd) (Chick-fil-A Bowl)
 Oct. 19, 2013 by Syracuse
 Sept. 6, 2014 by Tulane (2nd)
 Nov. 30, 2013 by Georgia (20T) (0-20)
 Nov. 30, 2013 by Georgia (20T) (7-20)
 Sept. 24, 2005 by Virginia (7-51)
 Nov. 24, 2012 by Georgia (42-10)
 Dec. 31, 2014 by Mississippi State (34)
 Dec. 2, 2006 by Wake Forest (9-6)
 Oct. 18, 2014 by North Carolina (7)
 Nov. 15, 2014 by Clemson
 Sept. 29, 2012 by Middle Tennessee (5)
 Oct. 18, 2014 by North Carolina (4)
 Oct. 12, 2013 by BYU
 Alani Fua (51 yards) (Vad Lee pass)
 Oct. 22, 2011 (recovered muffed punt in end zone)
 Sept. 25, 2010 by NC State (Williams blocked punt return)
 Sept. 25, 2010 by NC State
 Asa Watson blocked and recovered for a touchdown
 Nov. 4, 2010 by Virginia Tech; David Wilson (90 yards)
 Nov. 4, 2006 by NC State (INT return, KO return)
 Nov. 17, 2007 by North Carolina (4)
 Sept. 29, 2007 by Clemson (4)
 Nov. 17, 2007 by North Carolina (5)
 Aug. 30, 2014 by Wofford, David Marvin (81)
 Nov. 8, 2014 by NC State
 Nov. 5, 1977 by Notre Dame (2)
 Sept. 20, 2014 by Virginia Tech (Brewer to Hodges pass)
 Oct. 18, 2014 by North Carolina (pass failed)
 Oct. 20, 2012 by Boston College (1-1)
 None recorded
 Dec. 30, 2013 by Ole Miss
 Georgia Tech recovered own fumble in end zone
 Nov. 29, 2014 at Georgia
 Ray Drew blocked Harrison Butker's attempt
 Nov. 29, 2014 at Georgia (OT)
 Oct. 27, 2012 vs. BYU
 Kyle Van Noy blocked punt of Ryan Rodwell
 Nov. 4, 1989 by Western Carolina (2 FGAs)
 Dec. 31, 2014 by Mississippi State (33)
 Nov. 15, 2014 by Clemson (10)
 Dec. 31, 2014 by Mississippi State (605)
 Dec. 31, 2014 by Mississippi State (605)
 Oct. 24, 2009 by Virginia (198)
 Oct. 9, 2004 by Maryland (82)
 Dec. 31, 2014 vs. Mississippi State (319/2nd)
 Oct. 4, 2008 by Duke (49/1st)
 Oct. 26, 2013 by Virginia (93)
 Oct. 4, 2014 by Miami (44)
 Nov. 28, 2009 by Georgia (339)
 Nov. 27, 1975 by Georgia (431)
 Nov. 1, 2014 by Virginia (22)
 Nov. 2, 2013 by Pittsburgh (-5)
 Oct. 5, 2002 by Wake Forest (60)
 Nov. 8, 2014 by NC State (28)
 Dec. 31, 2014 by Mississippi State (33)
 Oct. 1, 1994 by NC State (3)
 Dec. 31, 2014 by Mississippi State (51)
 Nov. 30, 1985 by Georgia (10)
 Nov. 15, 2014 by Clemson (3)
 Dec. 31, 2014 by Mississippi State (453)
 Dec. 31, 2014 by Mississippi State (453)
 Sept. 8, 2012 by Presbyterian (98)

LAST TIME IT HAPPENED

TEAM

Completed 70 Percent of Pass Attempts
5 Fumbles
4 Fumbles Lost
5 Turnovers
0 Turnovers
10 Penalties
2 (or fewer) Penalties
100 Penalty Yards
10 (or fewer) Penalty Yards
10 Punts
0 Punts
10 Third-Down Conversions
2 Fourth-Down Conversions
4 Fourth-Down Attempts
37:00 Time of Possession
15 Tackles for Loss
10 Sacks
5 Players to Score TD
4 Players to Rush for TD
3 Players to Catch TD Pass
2 Players to Throw TD Pass
15-Play Touchdown Drive
8-Minute Touchdown Drive
90-Yard Touchdown Drive
1-Play Touchdown Drive
Won an Overtime Game
Game Won on Final Play

GEORGIA TECH

Nov. 15, 2014 vs. Clemson (.727, 8-of-11)
 Nov. 24, 2012 at Georgia (5)
 Nov. 17, 2007 vs. North Carolina (4)
 Oct. 26, 2013 at Virginia (5)
 Oct. 4, 2014 vs. Miami
 Oct. 12, 2013 at BYU (10)
 Nov. 15, 2014 vs. Clemson (2)
 Oct. 20, 2007 vs. Army (110)
 Nov. 15, 2014 vs. Clemson (10)
 Sept. 29, 2007 vs. Clemson (10)
 Nov. 8, 2014 at NC State
 Sept. 6, 2014 at Tulane (10)
 Nov. 29, 2014 at Georgia (2)
 Oct. 5, 2013 at Miami (5)
 Nov. 1, 2014 vs. Virginia (38:55)
 Sept. 1, 2007 at Notre Dame (19)
 Oct. 9, 1993 vs. Maryland (11)
 Nov. 8, 2014 at NC State (7)
 Oct. 25, 2014 at Pittsburgh (4)
 Nov. 1, 2014 vs. Virginia (3)
 Dec. 31, 2012 vs. USC (2)
 Sept. 14, 2013 at Duke (15)
 Sept. 26, 2013 vs. Virginia Tech (8:12)
 Dec. 6, 2014 vs. Florida State (97)
 Oct. 25, 2014 at Pittsburgh (GT had 3 separate 1-play drives)
 Nov. 29, 2014 at Georgia (OT) (30-24)
 Nov. 29, 2014 at Georgia (OT) (D.J. White INT)

OPPONENT

Oct. 18, 2014 by North Carolina (.809, 38-of-47)
 Oct. 25, 2014 by Pittsburgh (7)
 Oct. 25, 2014 by Pittsburgh (6)
 Oct. 25, 2014 by Pittsburgh (6)
 Dec. 6, 2014 by Florida State
 Sept. 20, 2014 by Virginia Tech (12)
 Nov. 29, 2014 by Georgia (2)
 Oct. 28, 2004 by Virginia Tech (108)
 Nov. 2, 2013 by Pittsburgh (10)
 Oct. 11, 2008 by Gardner-Webb (10)
 Dec. 5, 2009 by Clemson
 Oct. 18, 2014 by North Carolina (10)
 Nov. 29, 2014 by Georgia (4)
 Dec. 31, 2014 by Mississippi State (1-of-4)
 Oct. 27, 2012 by BYU (38:59)
 N/A
 N/A
 Oct. 18, 2014 at North Carolina (6)
 Nov. 10, 2012 by North Carolina (4)
 Oct. 18, 2014 at North Carolina (3)
 Oct. 1, 2011 by NC State (2)
 Nov. 29, 2014 by Georgia (15)
 Aug. 30, 2014 by Wofford (9:13)
 Oct. 4, 2014 by Miami (92)
 Nov. 14, 2013 by Clemson (44-yard pass from Boyd to Watkins)
 Nov. 30, 2013 by Georgia (20T) (41-34)
 Nov. 30, 2013 by Georgia (20T) (Todd Gurley 25-yard run)

BOTH TEAMS COMBINED

90 Points
20 (or fewer) Points
10 (or fewer) Points
50 Points in a Half
0 Points in a Half
30 Points in a Quarter
10 Touchdowns
0 Touchdowns
5 Touchdowns in a Quarter
8 Touchdowns in a Half
6 Field Goals
4 Field Goals Missed
8 Field Goals Attempted
50 First Downs
25 (or fewer) First Downs
1,000 Yards Total Offense
500 Yards (or fewer) Total Offense
160 Offensive Plays
120 (or fewer) Offensive Plays
600 Yards Rushing
150 (or fewer) Yards Rushing

Oct. 18, 2014 at North Carolina (91, 43-48)
 Oct. 11, 2008 vs. Gardner-Webb (17) (10-7)
 Nov. 11, 2006 at North Carolina (7) (7-0)
 Nov. 23, 2013 vs. Alabama A&M (52/1st)
 Nov. 11, 2006 at North Carolina (2nd)
 Oct. 18, 2014 at North Carolina (32, 4th)
 Dec. 31, 2014 vs. Mississippi State (10)
 Dec. 2, 2006 vs. Wake Forest
 Oct. 5, 2013 at Miami (5/4th)
 Nov. 10, 2012 at North Carolina (8 in 1st, 8 in 2nd)
 Nov. 17, 2007 vs. North Carolina (6)
 Oct. 20, 2012 vs. Boston College (4)
 Nov. 17, 2007 vs. North Carolina (8)
 Dec. 31, 2014 vs. Mississippi State (59)
 Oct. 18, 2008 at Clemson (24) (12-12)
 Dec. 31, 2014 vs. Mississippi State (1,182)
 Oct. 22, 2011 at Miami (473)
 Oct. 26, 2002 vs. Virginia (165)
 Nov. 15, 2014 vs. Clemson (115)
 Dec. 31, 2014 vs. Mississippi State (604)
 Nov. 19, 2005 at Miami (150)

100 Rushing Attempts
60 (or fewer) Rushing Attempts
700 Yards Passing
150 (or fewer) Yards Passing
50 Pass Completions
20 (or fewer) Completions
90 Pass Attempts
30 (or fewer) Pass Attempts
5 Passes Intercepted
10 Fumbles
5 Fumbles Lost
10 Turnovers
0 Turnovers
20 Penalties
5 (or fewer) Penalties
200 Penalty Yards
25 (or fewer) Penalty Yards
15 Punts
0 Punts
10 Sacks

Nov. 29, 2014 at Georgia (109)
 Sept. 9, 2006 vs. Samford (51)
 Nov. 10, 2001 at Virginia (813)
 Nov. 3, 2012 at Maryland (146)
 Sept. 15, 2007 vs. Boston College (50)
 Dec. 6, 2014 vs. Florida State (20)
 Oct. 26, 2002 vs. Virginia (101)
 Aug. 30, 2014 vs. Wofford (30)
 Nov. 1, 2007 vs. Virginia Tech (5)
 Dec. 29, 2000 vs. LSU (10)
 Oct. 25, 2014 at Pittsburgh (7)
 Nov. 17, 1990 at Wake Forest (10)
 Aug. 30, 2014 vs. Wofford
 Sept. 10, 2004 vs. Western Carolina (21)
 Nov. 15, 2014 vs. Clemson (5)
 Sept. 9, 2000 vs. Florida State (254)
 Oct. 22, 2011 at Miami (15)
 Oct. 11, 2008 vs. Gardner-Webb (17)
 Dec. 5, 2009 vs. Clemson
 Nov. 10, 2007 at Duke (10)

LAST TIME IT HAPPENED

INDIVIDUAL

- 30 Rushing Attempts**
- 150 Yards Rushing**
- 200 Yards Rushing**
- 50 Pass Attempts**
- 40 Pass Attempts**
- 25 Pass Completions**
- Threw 3 Interceptions**
- 400 Yards Passing**
- 300 Yards Passing**
- Rushed and Passed for 100 Yards**
- Rushed and Received for 100 Yards**
- 400 Yards Total Offense**
- 300 Yards Total Offense**
- 10 Receptions**
- 200 Yards Receiving**
- 100 Yards Receiving**
- 4 Touchdowns**
- 3 Touchdowns Rushing**
- 3 Touchdowns Receiving**
- 4 Touchdowns Passing**
- Rushing and Receiving Touchdowns**
- Rushing and Passing Touchdowns**
- Passing and Receiving Touchdowns**
- 4 Field Goals**
- 3 Field Goals**
- 5 Field Goal Attempts**
- Made a 50-yard Field Goal**
- Attempted a 60-yard Field Goal**
- 10 Punts**
- 70-yard Punt**
- 60-yard Punt**
- 100 Punt Return Yards**
- 70-yard Punt Return**
- 90-yard Kickoff Return**
- 70-yard Interception Return**
- 15 Tackles**
- 3.0 Sacks**
- 2 Interceptions**
- 2 Fumble Recoveries**
- 2 Forced Fumbles**

GEORGIA TECH

- Oct. 8, 2011 vs. Maryland, Tevin Washington (32)
- Dec. 31, 2014 vs. Mississippi State, Synjyn Days (171)
- Nov. 29, 2008 at Georgia, Roddy Jones (214)
- Oct. 6, 2005 vs. NC State, Reggie Ball (53)
- Sept. 22, 2007 at Virginia, Taylor Bennett (40)
- Nov. 8, 2003 vs. Duke, Reggie Ball (27)
- Nov. 1, 2007 vs. Virginia Tech, Taylor Bennett (4)
- Nov. 10, 2001 at Virginia, George Godsey (486)
- Oct. 6, 2007 vs. Maryland, Taylor Bennett (309)
- Dec. 31, 2014 vs. Mississippi State, Justin Thomas (121/125)
- Nov. 14, 2013 at Clemson, Robert Godhigh (126/203)
- Nov. 10, 2001 vs. Virginia, George Godsey (477)
- Aug. 30, 2014 vs. Wofford, Justin Thomas (353)
- Oct. 7, 2006 vs. Maryland, Calvin Johnson (10)
- Oct. 4, 2008 vs. Duke, Demaryius Thomas (230)
- Dec. 31, 2014 vs. Mississippi State, Darren Waller (114)
- Sept. 29, 2012 vs. Middle Tennessee, Tevin Washington (4)
- Dec. 31, 2014 vs. Mississippi State, Justin Thomas (3)/Synjyn Days (3)
- Sept. 11, 2004 vs. Clemson, Calvin Johnson (3)
- Sept. 13, 2014 vs. Georgia Southern, Justin Thomas (4)
- Aug. 31, 2013 vs. Elon, David Sims (1/1)
- Dec. 31, 2014 vs. Mississippi State, Justin Thomas (3/1)
- Nov. 17, 2007 vs. North Carolina, Taylor Bennett
- Dec. 5, 2009 vs. Clemson, Scott Blair (4-of-4)
- Nov. 15, 2014 vs. Clemson, Harrison Butker (3-of-4)
- Sept. 1, 2007 vs. Notre Dame, Travis Bell (5)
- Nov. 29, 2014 at Georgia (OT), Harrison Butker (53)
- Nov. 24, 2007 vs. North Carolina, Travis Bell (62/miss)
- Sept. 15, 2007 vs. Boston College, Durant Brooks (10)
- Nov. 17, 2007 vs. North Carolina, Durant Brooks (77)
- Sept. 14, 2013 at Duke, Sean Poole (66)
- Aug. 31, 2002 vs. Vanderbilt, Kelley Rhino (5-110)
- Sept. 10, 2009 vs. Clemson, Jerrard Tarrant (85 TD)
- Nov. 10, 2012 at North Carolina, Jamal Golden (100 TD)
- Aug. 31, 2013 vs. Elon, Tyler Marcordes (95)
- Dec. 30, 2013 vs. Ole Miss, Jemea Thomas (15)
- Nov. 30, 2013 vs. Georgia (2OT), Jeremiah Attaochu (4.0)
- Oct. 29, 2011 vs. Clemson, Jemea Thomas (2)
- Oct. 25, 2014 at Pittsburgh, Quayshawn Nealy (2)
- Dec. 30, 2013 vs. Ole Miss, D.J. White (2)

OPPONENT

- Nov. 8, 2003 by Duke, Chris Douglas (30)
- Oct. 5, 2013 by Miami, Duke Johnson (184)
- Sept. 29, 2012 by Middle Tennessee St., Benny Cunningham (217)
- Oct. 26, 2013 by Virginia, David Watford (62)
- Oct. 26, 2013 by Virginia, David Watford (62)
- Nov. 2, 2013 by Pittsburgh, Tom Savage (25)
- Aug. 31, 2013 by Elon, Mike Quinn (3)
- Sept. 22, 2012 by Miami, Stephen Morris (436)
- Nov. 14, 2013 by Clemson, Tajh Boyd (340)
- Jan. 1, 2007 by West Virginia, Patrick White (145/131)
- Oct. 30, 1997 by North Carolina, J. Linton (138/137)
- Oct. 6, 2012 by Clemson, Tajh Boyd (460)
- Dec. 30, 2013 by Ole Miss, Bo Wallace (342) (Music City Bowl)
- Nov. 2, 2013 by Pittsburgh, Tyler Boyd (11)
- Dec. 29, 2005 by Utah, Travis Latendresse (214)
- Dec. 30, 2013 by Ole Miss, Donte Moncrief (113) (Music City Bowl)
- Nov. 30, 2013 by Georgia (2OT) (4)
- Nov. 30, 2013 by Georgia (2OT) (3)
- Nov. 29, 2008 by Georgia, Mohamed Massaquoi (3)
- Nov. 14, 2013 by Clemson, Tajh Boyd (4)
- Nov. 30, 2013 by Georgia (2OT), Todd Gurley (3/1)
- Dec. 30, 2013 by Ole Miss, Bo Wallace (2/1) (Music City Bowl)
- Nov. 10, 1984 by North Carolina, Kevin Anthony (2/1)
- Nov. 17, 2007 by North Carolina, Connor Barth (4-5)
- Oct. 27, 2012 by BYU, Justin Sorenson (3-3)
- Nov. 17, 2007 by North Carolina, Connor Barth (5)
- Nov. 14, 2013 by Clemson, Chandler Catanzaro (51)
- Nov. 17, 2007 by North Carolina, Connor Barth (63/miss)
- N/A
- Sept. 14, 2013 by Duke, Will Monday (72)
- Dec. 30, 2013 by Ole Miss, Tyler Campbell (68)
- N/A
- Sept. 14, 2002 by Clemson, Derrick Hamilton (79)
- Nov. 4, 2010 by Virginia Tech, David Wilson (90)
- Nov. 9, 2002 by Florida State, S. Samuels (82 TD)
- Sept. 14, 2013 by Duke, Kelby Brown (17)
- Sept. 22, 2012 by Miami, Anthony Chickillo (3.0)
- Oct. 26, 2013 by Virginia, Anthony Harris (2)
- N/A
- Nov. 2, 2013 by Pittsburgh, Aaron Donald (2)

TWO PLAYERS

GEORGIA TECH

- 2 100-yard Rushers**
- 2 100-yard Receivers**
- 100-yard Rusher/100-yard Receiver**
- 250 Combined Yards Rushing**
- 250 Combined Yards Receiving**
- 20 Combined Receptions**

OPPONENT

- Dec. 31, 2014 vs. Mississippi State Synjyn Days (171), Justin Thomas (121)
- Sept. 10, 2005 vs. North Carolina Bilbo (131), C. Johnson (114)
- Nov. 14, 2013 at Clemson Robert Godhigh (126/103)
- Dec. 31, 2014 vs. Mississippi State Synjyn Days (171), Justin Thomas (121)
- Jan. 1, 2007 vs. West Virginia C. Johnson and J. Johnson (254)
- Nov. 10, 2001 at Virginia Glover and Watkins (21)
- Nov. 28, 2009 by Georgia Ealey (183) and King (166)
- Nov. 14, 2013 by Clemson Bryant (176) and Watkins (104)
- Nov. 30, 2013 by Georgia (2OT) Gurley (122) and Conley (129)
- Nov. 28, 2009 by Georgia Ealey and King (349)
- Nov. 14, 2013 by Clemson Bryant (176) and Watkins (104)
- Oct. 26, 2013 by Virginia Jenning (13) and Tim Smith (10)

YEAR-BY-YEAR TEAM STATISTICS

YEAR	G	-TOTAL OFFENSE-				-RUSHING-				-PASSING-					-SCORING-				-RETURNS-								
		YDS	YPG	TD	ATT	YDS	YPG	TD	CMP	ATT	INT	YDS	YPG	TD	FD	FG-A	PTS	PPG	PR	YDS	AVG	KOR	YDS	AVG	PEN	YDS	
1948	GT	10	3549	354.9	34	452	1803	180.3	20	112	206	17	.544	1746	174.6	14	157	na	226	22.6							
	OPP	10	1513	151.3	10	374	749	74.9	9	62	150	12	.413	764	76.4	1	86	na	69	6.9							
1949	GT	10	3001	300.1	28	457	1998	199.8	20	67	156	18	.429	1003	100.3	6	153	1-2	197	19.7							
	OPP	10	2263	226.3	19	477	1455	144.5	14	65	146	17	.445	808	80.8	5	114	0-1	129	12.9							
1950	GT	11	2532	230.2	27	437	1365	124.0	14	90	187	18	.482	1167	106.1	10	132	1-1	182	16.5							
	OPP	11	3204	291.3	28	490	1806	164.2	19	105	216	20	.489	1398	127.1	9	163	0-1	193	17.5							
1951*	GT	12	3701	308.4	42	557	2067	172.3	26	110	213	17	.516	1634	136.1	14	162	2-3	295	24.6							
	OPP	12	2489	207.4	13	537	1370	114.2	10	110	249	24	.442	1119	93.3	3	146	0-0	90	7.5							
1952*	GT	12	4098	341.5	44	680	2847	237.3	30	99	207	19	.478	1251	104.3	11	220	6-na	325	27.1							
	OPP	12	2182	181.8	8	527	1312	109.3	8	82	214	26	.383	880	73.3	0	122	1-na	59	4.9							
1953*	GT	12	3740	311.7	41	554	2209	184.1	23	107	223	11	.480	1531	127.6	17	207	3-na	288	24.0							
	OPP	12	2685	223.8	16	556	1858	154.8	15	75	174	22	.431	827	68.9	1	153	1-na	111	9.3							
1954	GT	10	2728	272.8	25	408	1821	182.1	16	72	151	11	.477	907	90.7	8	147	1-na	175	17.5							
	OPP	10	2465	246.5	13	537	1878	187.8	10	51	118	15	.432	587	58.7	3	142	1-na	91	9.1							
1955	GT	10	2672	267.2	27	509	1998	199.8	16	51	104	9	.491	674	67.4	6	147	0-na	182	18.2							
	OPP	10	1999	199.9	6	406	1341	134.1	5	49	110	15	.445	685	68.5	1	98	1-na	46	4.6							
1956	GT	10	2875	287.5	33	525	2249	224.9	22	51	107	5	.477	626	62.6	9	160	0-na	227	22.7							
	OPP	10	2003	200.3	5	405	1284	128.4	4	53	132	17	.402	719	71.9	1	107	0-na	33	3.3							
1957	GT	10	1933	193.3	11	446	1411	141.1	6	59	118	9	.500	522	52.2	4	120	1-na	75	7.5							
	OPP	10	1778	177.8	10	473	1444	144.4	9	51	73	7	.425	334	33.4	1	107	1-na	71	7.1							
1958	GT	10	2124	212.4	12	448	1473	147.3	10	65	143	11	.455	651	65.1	1	114	4-10	93	9.3							
	OPP	10	2018	201.8	12	423	1447	144.7	9	55	129	12	.426	571	57.1	3	100	3-5	91	9.1							
1959	GT	10	2023	202.3	18	427	1446	144.6	11	44	96	5	.458	577	57.7	7	109	2-5	129	12.9							
	OPP	10	2163	216.3	15	432	1135	113.0	7	75	147	9	.514	1028	102.8	7	110	3-4	107	10.7							
1960	GT	10	1999	199.9	14	391	1360	136.0	9	51	118	15	.432	639	63.9	3	114	8-14	118	11.8							
	OPP	10	2506	250.6	13	456	1472	147.2	7	94	164	12	.573	1034	103.4	6	148	3-7	97	9.7							
1961	GT	10	2305	230.5	22	481	1484	148.4	19	69	142	12	.486	821	82.1	3	151	4-6	162	16.2							
	OPP	10	1785	178.5	6	365	949	94.9	3	78	166	11	.470	836	83.6	3	107	3-5	50	5.0							
1962	GT	10	2799	279.9	27	453	1750	175.0	18	88	171	9	.515	1049	104.9	7	155	5-10	201	20.1							
	OPP	10	2160	216.0	11	374	1024	102.4	6	95	201	16	.473	1136	113.6	4	114	4-6	83	8.3							
1963	GT	10	2590	259.0	20	454	1524	152.4	11	81	162	7	.500	1066	106.6	10	151	12-17	173	17.3							
	OPP	10	2080	208.0	11	416	1337	133.7	9	60	152	9	.395	743	74.3	2	115	4-5	89	8.9							
1964	GT	10	2151	215.1	16	446	1294	129.4	9	65	132	12	.492	857	85.7	6	127	3-8	121	12.1							
	OPP	10	2317	231.7	10	373	1002	100.2	6	108	232	13	.466	1315	131.5	3	128	3-8	79	7.9							
1965	GT	10	2848	284.8	29	406	1428	142.8	12	122	214	8	.570	1420	142.0	12	173	7-15	222	22.0							
	OPP	10	3341	334.1	19	467	1664	166.4	11	138	263	17	.525	1677	167.7	8	187	6-13	150	15.0							
1966	GT	10	2950	295.0	33	481	1818	181.8	21	98	204	15	.480	1132	113.2	5	178	6-13	248	24.8							
	OPP	10	2066	206.6	9	400	1081	108.1	4	79	202	16	.391	985	98.5	4	110	7-11	81	8.1							
1967	GT	10	2628	262.8	16	453	1271	127.1	10	116	269	13	.431	1357	135.7	6	145	7-10	129	12.9							
	OPP	10	3155	315.5	28	494	1927	192.7	18	88	192	11	.458	1228	122.8	10	159	4-10	205	20.5							
1968	GT	10	3005	300.5	21	362	629	62.9	8	192	352	17	.545	2376	237.6	13	165	3-7	158	15.8							
	OPP	10	3685	368.5	36	584	2339	233.9	24	105	227	9	.462	1346	134.6	6	215	5-13	263	26.3							
1969	GT	10	2428	242.8	18	483	1363	136.3	8	94	200	20	.470	1065	106.5	7	136	6-15	144	14.4							
	OPP	10	3301	330.1	25	476	1488	148.8	12	133	289	28	.460	1813	181.3	12	185	3-13	183	18.3							
1970	GT	11	3389	301.8	29	547	1882	171.1	13	144	278	23	.518	1507	137.0	13	196	5-9	216	19.6							
	OPP	11	3260	296.4	21	424	1226	111.5	10	131	298	23	.440	2034	184.9	9	155	4-14	156	14.2							
1971	GT	11	2953	268.5	23	537	1695	154.1	13	133	250	14	.532	1258	114.4	8	171		189	17.2							
	OPP	11	2790	253.6		477	1299	118.1	11	114	240	14	.475	1491	135.5	7	167		166	15.1							
1972	GT	11	3608	328.0	33	499	1597	145.2	13	144	277	20	.520	2011	182.8	16	186	7-22	253	23.0							
	OPP	11	3409	309.9	23	568	2045	185.9	13	108	224	21	.482	1364	124.0	7	190	12-24	196	17.8							
1973	GT	11	3412	310.2	22	532	1720	156.4	16	137	257	14	.533	1692	153.8	6	199	14-26	192	17.5							
	OPP	11	3760	341.8	27	538	2447	222.5	13	103	198	13	.520	1313	119.7	12	221	8-15	211	19.2							
1974	GT	11	3694	335.8	31	650																					

YEAR-BY-YEAR TEAM STATISTICS

YEAR	-TOTAL OFFENSE-				-RUSHING-				-PASSING-				-SCORING-				-RETURNS-				PEN	YDS						
	G	YDS	YPG	TD	ATT	YDS	YPG	TD	CMP	ATT	INT	PCTG	YDS	YPG	TD	FD	FG-A	PTS	PPG	PR			YDS	AVG	KOR	YDS	AVG	
1988	GT	11	3420	310.9	22	427	1577	143.4	13	182	332	15	.548	1843	167.5	7	202	15-20	200	18.2	31	206	6.7	37	764	20.6	69	564
	OPP	11	3094	281.3	24	484	1566	142.4	12	129	252	14	.512	1528	138.9	8	180	9-14	194	17.6	21	81	3.9	40	786	19.7	79	614
1989	GT	11	4070	370.0	31	519	2301	209.2	16	144	276	14	.522	1769	160.8	13	215	15-24	265	24.1	30	173	5.8	43	939	21.8	79	687
	OPP	11	3732	339.3	25	466	1630	148.2	15	196	356	14	.551	2102	191.1	8	216	12-19	213	19.4	18	146	8.1	45	958	21.3	50	391
1990	GT	11	4334	394.0	41	524	2298	208.9	24	146	255	13	.573	2036	185.1	14	231	15-23	334	31.6	42	244	5.8	39	900	23.1	54	397
	OPP	11	3242	294.7	13	434	1220	110.9	7	151	309	24	.489	2022	183.8	5	174	24-28	165	15.5	20	155	7.8	54	1,044	19.3	59	442
1991	GT	12	4651	387.6	33	537	2104	175.3	18	192	368	18	.522	2547	212.3	13	240	11-17	265	22.1	53	507	9.6	34	595	17.5	76	594
	OPP	12	3333	277.8	25	462	1344	112.0	10	178	369	18	.482	1989	165.8	12	190	8-15	197	16.4	32	357	11.2	40	768	19.2	59	505
1992	GT	11	3723	338.5	26	390	1143	103.9	9	206	398	10	.518	2397	234.5	16	203	19-26	237	21.5	30	278	9.3	43	870	20.2	65	503
	OPP	11	4401	400.1	32	533	2066	187.8	17	180	310	14	.581	2335	212.3	12	229	20-30	286	26.0	37	389	10.5	26	585	22.5	67	540
1993	GT	11	4398	399.8	34	467	2463	223.9	20	153	271	14	.565	1935	175.9	13	224	9-15	260	23.6	23	112	4.9	37	814	22.0	71	602
	OPP	11	4373	397.5	36	529	1874	170.4	21	195	318	10	.613	2499	135.6	14	249	12-18	286	26.0	26	235	9.0	36	674	18.7	81	610
1994	GT	11	3847	349.7	23	349	1145	104.1	4	223	407	18	.548	2702	245.6	18	194	9-16	185	16.8	22	118	5.4	48	1,080	22.5	73	605
	OPP	11	4207	382.5	39	580	2534	230.4	28	144	266	10	.548	1673	152.1	10	233	16-24	319	29.0	36	388	10.8	35	633	18.1	66	529
1995	GT	11	3849	349.9	33	523	2321	211.0	22	134	248	7	.540	1528	138.9	10	208	11-18	260	23.6	34	404	11.9	33	588	17.8	78	622
	OPP	11	3695	335.9	31	372	1003	91.2	17	239	385	11	.621	2692	244.7	13	208	9-16	243	22.1	22	258	11.7	43	986	22.9	56	467
1996	GT	11	3683	334.8	25	499	1821	165.5	12	144	262	16	.550	1862	169.3	9	197	15-26	220	20.0	32	408	12.7	35	793	22.7	62	527
	OPP	11	3832	348.4	29	412	1635	148.6	13	177	312	13	.567	2197	199.7	12	190	11-13	236	21.5	16	77	4.8	31	453	14.6	62	543
1997	GT	11	4037	367.0	33	449	1667	151.5	18	177	279	9	.634	2370	215.5	13	206	16-20	279	25.4	25	253	10.1	38	774	20.4	70	632
	OPP	11	4719	420.0	34	379	1460	132.7	10	257	402	16	.639	3259	296.3	23	239	10-17	266	24.2	19	220	11.6	41	766	18.7	81	641
1998	GT	11	4276	388.7	50	469	2021	183.7	22	153	280	8	.546	2255	205.0	17	222	13-21	391	35.5	37	490	13.2	39	917	23.5	72	584
	OPP	11	4376	397.6	34	447	1844	167.6	17	199	361	10	.551	2830	230.0	14	224	10-15	267	24.3	17	123	7.2	45	853	18.9	64	516
1999	GT	11	5599	509.0	59	503	2482	225.6	29	208	319	12	.652	3117	283.4	29	287	11-17	448	40.7	30	335	11.2	43	980	22.8	77	640
	OPP	11	4552	413.8	41	479	2015	183.2	26	195	353	9	.552	2537	230.6	15	244	15-17	333	30.3	13	102	7.8	51	999	19.6	72	562
2000	GT	11	4789	435.4	48	466	1807	164.3	21	231	374	6	.618	2982	271.1	23	259	12-18	372	33.8	38	355	9.3	30	706	23.5	92	769
	OPP	11	4176	379.6	27	371	1039	94.5	6	248	430	15	.577	3137	285.2	19	228	7-13	209	19.0	27	203	7.5	52	838	16.1	75	592
2001	GT	12	5015	417.9	47	500	1668	139.0	26	264	413	14	.639	3347	278.9	19	268	19-28	381	31.8	51	555	10.9	37	846	22.9	85	712
	OPP	12	4000	333.3	34	432	1405	117.1	17	212	390	11	.544	2595	216.2	13	218	11-12	267	22.2	16	135	8.4	47	1,060	22.6	99	787
2002*	GT	13	4871	374.7	35	500	2127	163.6	20	239	435	20	.549	2744	211.1	15	253	12-20	280	21.5	52	524	10.1	43	839	19.5	95	792
	OPP	13	4624	355.7	30	486	1750	134.6	16	235	440	11	.534	2874	221.1	11	228	18-25	267	20.5	37	306	8.3	34	642	18.9	88	751
2003*	GT	13	4298	330.6	32	509	2086	160.5	16	199	379	13	.525	2212	170.2	13	236	17-21	274	21.1	33	380	11.5	48	981	20.4	68	576
	OPP	13	4189	322.2	30	445	1307	100.5	14	257	425	13	.605	2882	221.7	15	218	18-24	266	20.5	36	324	9.0	47	1,076	22.9	93	800
2004*	GT	12	4157	346.4	31	486	1947	162.2	11	169	346	18	.488	2210	184.2	17	228	15-17	264	22.0	50	350	7.0	30	653	21.8	75	640
	OPP	12	3575	297.9	28	405	1255	104.6	13	215	395	10	.544	2320	193.3	12	192	10-21	227	18.9	33	195	5.9	34	792	23.3	92	782
2005*	GT	12	4188	349.0	27	464	1845	153.8	13	197	418	12	.471	2343	195.2	12	240	11-21	222	18.5	35	198	5.7	35	707	20.2	88	686
	OPP	12	3810	317.5	28	409	1247	103.9	9	205	384	21	.534	2563	213.6	16	200	15-17	241	20.1	32	282	8.8	35	830	23.7	90	768
2006*	GT	14	4649	332.1	45	526	2274	162.4	17	174	369	16	.472	2375	169.6	25	239	12-18	349	24.9	45	336	7.5	42	815	19.4	86	713
	OPP	14	4208	300.6	29	445	1467	104.8	13	238	461	13	.516	2741	195.8	11	223	18-26	257	18.4	33	164	5.0	50	1,349	27.0	97	847
2007*	GT	13	5004	384.9	38	548	2591	199.3	28	179	363	12	.493	2413	185.6	10	261	23-28	341	26.2	44	436	9.9	49	1,061	21.7	90	771
	OPP	13	4295	330.4	31	472	1488	114.5	19	219	389	12	.563	2807	215.9	12	219	14-20	271	20.8	20	140	7.0	66	1,119	17.0	77	668
2008*	GT	13	4842	372.5	40	640	3552	273.2	32	74	165	7	.448	1290	99.2	5	214	12-20	317	24.4	27	182	6.7	45	883	19.6	63	570
	OPP	13	4076	313.5	33	432	1564	120.3	13	246	415	18	.593	2512	193.2	20	224	11-14	264	20.3	15	147	9.8	55	1,094	19.9	58	487
2009*	GT	14	5910	422.1	62	792	4136	295.4	47	78	168	6	.464	1774	126.7	11	287	14-20	473	33.8	21	281	13.4	54	1,176	21.8	84	659
	OPP	14	5044	360.3	42	433	2123	151.6	16	245	398	12	.616	2921	208.6	23	241	18-27	347	24.8	10	74	7.4	78	1,755	22.5	68	557
2010*	GT	13	5294	407.2	42	753	4203	323																				



2015 SCHEDULE

SEPTEMBER 3
ALCORN STATE

SEPTEMBER 12
TULANE
HEROES DAY

SEPTEMBER 19
at NOTRE DAME

SEPTEMBER 26
at DUKE

OCTOBER 3
NORTH CAROLINA
FAMILY WEEKEND

OCTOBER 10
at CLEMSON

OCTOBER 17
PITTSBURGH
HALL OF FAME

OCTOBER 24
FLORIDA STATE
HOMECOMING/WHITEOUT

OCTOBER 31
at VIRGINIA

NOVEMBER 12
VIRGINIA TECH
1990 CHAMPIONS CELEBRATION

NOVEMBER 21
at MIAMI

NOVEMBER 28
GEORGIA
SENIOR SALUTE/TOY DRIVE

@GEORGIATECHFB

#TOGETHERWESWARM