



# TABLE OF CONTENTS



MEDIA INFORMATION

## TABLE OF CONTENTS

### MEDIA INFORMATION

1	Contents / 2014 Results
2	Quick Facts
3	Capital One Orange Bowl Information
3	Georgia Tech Communications
4	Georgia Tech President Bud Peterson
5	Georgia Tech AD Mike Bobinski

### 2014 GEORGIA TECH YELLOW JACKETS

6-7	Roster
8-41	Player Profiles

### COACHING STAFF

42-44	Head Coach Paul Johnson
45-47	Assistant Coaches
48	Support Staff

### 2014 SEASON REVIEW

49	Season Notes
50-64	Season Statistics
65-77	Game Recaps

### RECORD BOOK

78	Georgia Tech Bowl History
79	Georgia Tech Bowl Records
80-84	Updated Georgia Tech Record Book

## 2014 FOOTBALL RESULTS

### 10-3, 6-2 ACC Coastal (1st)

	CFP	AP	COACHES
National Rankings Entering Bowl Game:	12	/ 10	/ 9
Highest National Rankings in 2014:	11	/ 10	/ 9

DATE	GT	OPP	OPPONENT	RSN	RESULT	ATT
Aug. 30	-/rv	-	Wofford	RSN	W 38-19	45,403
Sept. 6	-	-	at Tulane	ESPNU	W 38-21	30,000
Sept. 13	-	-	Georgia Southern	RSN	W 42-38	53,173
Sept. 20	-	rv/rv	• at Virginia Tech	ESPN	W 27-24	62,328
Oct. 4	rv/rv	-	• Miami	ESPN2	W 28-17	52,221
Oct. 11	23/23	-/rv	• Duke	ACC NET	L 25-31	44,281
Oct. 18	-	-	• at North Carolina	ESPNU	L 43-48	53,000
Oct. 25	-	-	• at Pittsburgh	ESPNU	W 56-28	44,734
Nov. 1	-/rv/-	-	• Virginia Homecoming	ESPNU	W 35-10	46,657
Nov. 8	rv/rv/24	-	• at NC State	ACC NET	W 56-23	54,653
Nov. 15	24/23/22	18/17/19	• Clemson	ESPN	W 28-6	49,378
Nov. 29	16/15/16	8/9/9	at Georgia	SEC NET	W 30-24 (OT)	92,746

### 2014 DR PEPPER ACC FOOTBALL CHAMPIONSHIP GAME (CHARLOTTE, N.C.)

Dec. 6	12/12/11	2/2/4	vs. Florida State	ABC	L 35-37	64,808
--------	----------	-------	-------------------	-----	---------	--------

Rankings: AP | USA TODAY | CFP  
• ACC game

## GEORGIA TECH BOWL MEDIA GUIDE CREDITS

EDITOR	Chris Yandle
LAYOUT & DESIGN	Chris Yandle
EDITORIAL ASSISTANCE	Mike DeGeorge and Brittany McCormick
PHOTOGRAPHY	Danny Karnik, Austin Foote
COVER DESIGN	Aaron DeWall
PRINTING	Bennett Graphics – Tucker, Ga.

## QUICK FACTS

### SOCIAL MEDIA ACCOUNTS

Official Athletics	Twitter: @GTAthletics Facebook: /GTAthletics Instagram: GTAthletics
Official Football	Twitter: @GeorgiaTechFB
Paul Johnson	Twitter: @GTCOachJohnson
Brandon Gaudin (Radio)	Twitter: @BrandonGaudin
Mike Bobinski (AD)	Twitter: @GaTechAD
Chris Yandle (Communications)	Twitter: @ChrisYandle
Mike DeGeorge (Communications)	Twitter: @MikeDeGeorge
Buzz	Twitter: @Buzz_GT

### INSTITUTE INFORMATION

Location	Atlanta, Ga. 30332
Founded	1885
Enrollment	21,000
Nicknames	Yellow Jackets, Rambling Wreck
Colors	Old Gold and White
Conference	Atlantic Coast (Coastal Division)
President	Dr. G.P. "Bud" Peterson
Alma Mater	Kansas State, 1977
Director of Athletics	Mike Bobinski
Alma Mater	Notre Dame, 1979
Stadium	Bobby Dodd Stadium at Historic Grant Field
Surface	Natural Grass
Capacity	55,000
Basic Offense	Spread Option
Basic Defense	4-2-5

### FOOTBALL HISTORY

Location	Atlanta, Ga. 30332
First Year of Football	1892
Number of Seasons	121st
All-Time Record	711-477-43
All-Time W-L at Bobby Dodd Stadium	457-190-21
Bowl Appearances	42 (23-19)
Consecutive Bowl Appearances	18
First Year Competed For ACC Title	1983
National Championships	4 (1990, '52, '28, '17)
ACC Championships	2 (1998, 1990) (2009 vacated)
SEC Championships	5
Southern Conference Championships	3

### COACHING STAFF

Head Coach	Paul Johnson
Record at Georgia Tech	57-35 (7th season)
Career Record	164-74 (18th season)
Quarterbacks / B-Backs	Bryan Cook
Linebackers / Recruiting Coordinator	Andy McCollum
A-Backs	Lamar Owens
Defensive Line	Mike Pelton
Wide Receivers	Al "Buzz" Preston
Defensive Coordinator	Ted Roof
Special Teams / Assistant Offensive Line	Ray Rychleski
Offensive Line	Mike Sewak
Defensive Backs	Joe Speed
Graduate Assistant	Preston Pehrson
Graduate Assistant	Aairon Savage
Graduate Assistant	Steven Sylvester

### SUPPORT STAFF

Director of Football Operations	Mike Huff
Associate Director of Football Operations	Andy Lutz
Director of Player Personnel	Pete Hurt
Staff Assistant	Kevin Reddy
Recruiting Assistant	Joe Hamilton
Assistant Director of Player Personnel	Saeed Khalif
Assistant Director of Player Personnel	Brad Waggoner
Director of Player Development	John Sisk
Assistant Director of Player Development	Matt Hickman
Assistant Director of Player Development	Zach Reed
Assistant Director of Player Development	Curtis Turner
Director of Sports Medicine	Jay Shoop
Assistant Athletic Trainer	Mark Smith
Equipment Manager	Tom Conner
Assistant Equipment Manager	Punt Windham
Director of Video Operations	Todd McCarthy
Administrative Coordinator	Teri Anton
Administrative Coordinator	Courtney Keck

### ATHLETICS ADMINISTRATION

Director of Athletics	Mike Bobinski
Deputy Director of Athletics	Brett Daniels
Senior Associate AD	Ryan Bamford
Associate AD / Compliance	Shoshanna Engel
Associate VP for Development (Athletics) / Associate AD	Jim Hall
Associate AD / Finance & Administration	Marvin Lewis
Associate AD / Student Services	Phyllis LaBaw
Senior Director of Development (Athletics) / Associate AD	Jack Thompson
Associate AD / Sales & Fan Experience	Rick Thorpe
Associate AD / SWA	Theresa Wenzel
Assistant AD / Communications & Public Relations	Chris Yandle
Assistant AD / Special Projects	Doug Allvine
Assistant AD / Facilities, Operations & Events	John Portland

### COMMUNICATIONS & PUBLIC RELATIONS

Assistant Athletic Director (Primary Contact)	Chris Yandle
Cell	404-702-7886
Email	cyandle@athletics.gatech.edu
Twitter	@ChrisYandle
Assistant Director (Secondary)	Mike DeGeorge
Cell	404-263-9478
Email	mdegeorge@athletics.gatech.edu
Twitter	@MikeDeGeorge
Assistant Director (Tertiary)	Brittany McCormick
Cell	908-839-7274
Email	bmcormick@athletics.gatech.edu
Twitter	@Britt_McCormick
Director of New Media	Brad Malone
Email	bmalone@athletics.gatech.edu
Twitter	@GT_Brad
Website	<a href="http://www.RamblinWreck.com">www.RamblinWreck.com</a>
Blog	<a href="http://www.RamblinWreck.com/Blog">www.RamblinWreck.com/Blog</a>
Twitter	@GTAthletics
Mailing Address	150 Bobby Dodd Way NW Atlanta, GA 30332

MEDIA INFORMATION



# BOWL MEDIA INFORMATION

TENTATIVE ORANGE BOWL ITINERARY NOTE: SCHEDULE SUBJECT TO CHANGE. PLEASE REFER TO BOWL NOTES FOR LATEST SCHEDULE.

## DEC. 21-25

Players off for holiday  
No media availability

## FRI DEC. 26

3:15 p.m.  
Bowl Practice #8 (Alexander Rose Bowl Field)  
Coach Johnson available after practice

After Practice  
Depart for Fort Lauderdale

## SAT DEC. 27

1:30 p.m.  
Bowl Practice #9 (Nova Southeastern)  
Practice Closed

After Practice (approx. 3:30 p.m.)  
Coach Johnson, Offensive players/coaches available at team hotel

## SUN DEC. 28

Time TBA  
Bowl Practice #10 (Nova Southeastern)

After Practice  
Defensive players/coaches available at team hotel

## MON DEC. 29

7:30-9 a.m.  
FCA Prayer Breakfast (Jungle Island)

11 a.m.-12 p.m.  
Media Day (Sun Life Stadium)  
All players available to media

Time TBA  
Bowl Practice #11 (Nova Southeastern)  
No media availability

## TUE DEC. 30

9:15 a.m.  
Coaches Press Conference  
Renaissance Fort Lauderdale Port

11 a.m.  
Orange Bowl Luncheon  
Jungle Island

## WED DEC. 31

6 p.m.  
Team arrives at Sun Life Stadium

8 p.m.  
Capital One Orange Bowl (Sun Life Stadium)  
ESPN

After Game  
Depart for Atlanta

## THU JAN. 1

Team returns to Atlanta

MEDIA INFORMATION

## GEORGIA TECH COMMUNICATIONS & PUBLIC RELATIONS



**CHRIS YANDLE**  
Assistant AD / Communications & PR  
cyandle@athletics.gatech.edu  
@ChrisYandle



**MIKE DeGEORGE**  
Assistant Director  
mdegeorge@athletics.gatech.edu  
@MikeDeGeorge



**BRITTANY McCORMICK**  
Assistant Director  
bmcormick@athletics.gatech.edu  
@Britt\_McCormick



**BRAD MALONE**  
New Media  
bmalone@athletics.gatech.edu

## CAPITAL ONE ORANGE BOWL COMMUNICATIONS

Capital One Orange Bowl  
14360 NW 77th Court  
Miami Lakes, FL 33016  
[www.orangebowl.org](http://www.orangebowl.org)

### CAPITAL ONE ORANGE BOWL COMMUNICATIONS CONTACT

Larry Wahl  
Vice President / Communications  
O: 305-341-4718  
C: 305-613-3196  
lwahl@orangebowl.org



## TECH ORANGE BOWL HISTORY

Georgia Tech will make the program's seventh Orange Bowl appearance and second under head coach **Paul Johnson**. Tech is 3-3 all-time in the Orange Bowl, including a 1-1 mark against current SEC teams.

JAN. 1, 1940	GT	21	SEC	7	JAN. 1, 1952	GT	17	BU	14
JAN. 1, 1945	Tenn	26	GT	12	JAN. 2, 1967	SEC	27	GT	12
JAN. 1, 1948	GT	20	SEC	14		SEC	24	GT	14

## UNIVERSITY PRESIDENT



### G.P. "BUD" PETERSON

**UNIVERSITY PRESIDENT**  
KANSAS STATE, 1975

G. P. "Bud" Peterson was appointed as the 11th president of Georgia Tech on April 1, 2009. Prior to his appointment, he served as chancellor at the University of Colorado at Boulder (2006-2009), provost at Rensselaer Polytechnic Institute in Troy, New York (2000-2006), and program director at the National Science Foundation for the Thermal Transport and Thermal Processing Program (1993-1994). He has held various positions at Texas A&M University, beginning in 1981 as an assistant professor of engineering technology and Halliburton Professor of Mechanical Engineering (1990), the College of Engineering's Tenneco Professor, head of the Department of Mechanical Engineering (1993-1996), executive associate dean of engineering (1996-2000), and associate vice chancellor for engineering for the Texas A&M University System (1996-2000). Prior to his service at Texas A&M, he was a visiting research scientist at NASA-Johnson Space Center in Houston, Texas (1981-1982), associate professor and head of the General Engineering Technology Department at Kansas Technical Institute in Salina, Kan. (1979-1981), and taught mathematics, physics and chemistry at Shawnee Mission South High School in Overland Park, Kan. (1978-1979), and Wabaunsee County High School in Alma, Kan. (1977-1978).

Throughout his career, Peterson has played an active role in helping to establish the national education and research agendas, serving on numerous industry, government, and academic task forces and committees. He has served as a member of a number of congressional task forces, research councils, and advisory boards, including the Office of Naval Research (ONR), the National Aeronautics and Space Administration (NASA), the Department of Energy (DOE), the National Research Council (NRC), and the National Academy of Engineering (NAE). In addition, he has served as a member of the Board of Directors and vice president for education for the American Institute of Aeronautics and Astronautics (AIAA) and is currently serving as a member of the National Science Board (NSB), co-chair of the Government Relations Committee of the Association of Public and Land-grant Universities (APLU), as a member of the U.S. Council on Competitiveness, and was recently appointed by Secretary Gary Locke as a member of the National Advisory Council on Innovation and Entrepreneurship (NACIE).

As chancellor of the University of Colorado, Peterson led the development of a new university wide strategic plan, Flagship 2030, which defined a vision for the university for the next 20 years. In his nearly three years as chancellor, freshman applications increased by 35 percent, the number of under-represented minorities in the freshman class increased by 38 percent, sponsored research increased by more than 18 percent, and private philanthropy for the university increased by nearly 80 percent.

As provost at Rensselaer, he played a key role in the institutional transformation and the dramatic improvement in the quality, size, and diversity of the faculty – overseeing the hiring of nearly 40 percent of the faculty, increasing the total number of tenured and tenure-track faculty by 20 percent, and improving the diversity of the tenured/tenure-track faculty by more than doubling the number of under-represented minorities and increasing the number of women by 40 percent. In addition, during his tenure as provost, the quality, size, and diversity of the student body increased, with the number of full-time PhD students increasing by 25%.

Peterson's research interests have focused on the fundamental aspects of phase change heat transfer, including the heat transfer in reduced gravity environments, boiling from enhanced surfaces, and some of the earliest work in the area of flow and phase change heat transfer in microchannels. Early investigations focused on applications involving the thermal control of manned and unmanned spacecraft and progressed through applications of phase change heat transfer to the thermal control of electronic components and devices. More recently, investigations have included fundamental applications of phase change heat transfer to the field of biotechnology, including the insitu treatment of cancerous tissue using hypo and hyperthermia to arrest epileptic seizures through the rapid cooling of localized brain tissue, which required highly efficient heat dissipation devices capable of dissipating thermal energy to surrounding tissue.

A Fellow of both the American Society of Mechanical Engineers and the American Institute of Aeronautics and Astronautics, Peterson is the author or co-author of 14 books or book chapters, 180 refereed journal articles, more than 150 conference publications, and holds eight patents with two others pending. He is a member of several professional organizations and the recipient of numerous national and international honors and awards for both teaching and research.



### REGINALD DesROCHES

**FACULTY ATHLETICS REPRESENTATIVE**  
CALIFORNIA, 1990

Reginald DesRoches, the Karen and John Huff School Chair, and Professor of Civil and Environmental Engineering at the Georgia Institute of Technology, is in his first year as the Faculty Athletics Representative for the Georgia Tech Athletic Association. DesRoches took over as FAR on July 1, 2014, after Professor Sue Ann Bidstrup stepped down following a five-year stint as FAR.

His primary research interests are design of buildings and critical infrastructure under earthquake loads, and seismic risk assessment. He has a particular interest in mitigating the impacts of earthquakes in the Caribbean and Western Africa. He has published over 250 articles in the general area of earthquake engineering and seismic risk assessment and has given over 100 presentations in 30 different countries.

Dr. DesRoches has served as a key technical leader in the US response to the Haiti earthquake, and has traveled to Haiti numerous times since the earthquake. He was a member of an early response team which traveled to Haiti immediately following the earthquake to conduct critical building safety assessments for the United Nations. He later led a team of 28 engineers, architects, city planners, and social scientists to study the impact of the earthquake. This visit resulted in a series of recommendations on the recovery and rebuilding of Haiti, and was the foundation for the Earthquake Spectra special issue on the Haiti earthquake, which consisted of a compilation of research papers on the lessons learned from the Haiti earthquake.

Dr. DesRoches has been called on for expert testimony following recent earthquake events by CNN, CNN International, LiveScience, National Geographic, Asia Times online and other news media. He has participated in numerous congressional briefings in the United States to underscore the critical role that University research must play in addressing the country's infrastructure crisis and resilience to natural hazards.

Dr. DesRoches has served as Chair of the ASCE Seismic Effects Committee (2006-2010), Chair of the executive committee of the Technical Council on Lifeline Earthquake Engineering (2010), and Board of the Earthquake Engineering Research Institute (EERI). He is currently a member of the executive committee of the National Academy of Sciences Roundtable on Risk, Resilience, and Extreme Events, and is on the advisory board for the Natural Disasters, Coastal Infrastructure and Emergency Management Research Center (DIEM). Dr. DesRoches has received numerous awards, including the Presidential Early Career Award for Scientists and Engineers (PECASE) in 2002. The PECASE award is the highest honor bestowed upon scientists and engineers in the early stages of their careers. Most recently, he was a recipient of the 2007 ASCE Walter L. Huber Civil Engineering Research Prize, the Georgia Tech Outstanding Doctoral Thesis Advisor Award (2010), and the Georgia Tech ANAK Award (2008). The ANAK award is considered the highest honor the undergraduate student body can bestow on a Georgia Tech faculty.

Dr. DesRoches earned his bachelor's of science in mechanical engineering, master's of science in civil engineering, and PhD in structural engineering – all at the University of California, Berkeley. He was born in Port-au-Prince, Haiti, and grew up in Queens, N.Y.



# DIRECTOR OF ATHLETICS



## MIKE BOBINSKI

**DIRECTOR OF ATHLETICS**  
NOTRE DAME, 1979

Mike Bobinski, who has successfully directed athletic departments at Akron and Xavier for a combined 20 years and has worked as a collegiate athletics administrator for more than 30 years, was named Director of Athletics at the Georgia Institute of Technology on Jan. 16, 2013.

Bobinski oversees an athletic department that includes 17 NCAA Division I varsity sports and is rich with athletic tradition and success.

Just the eighth Georgia Tech director of athletics over the past 110 years, Bobinski joins the likes of John Heisman, William Alexander, Bobby Dodd and Homer Rice who have served in the role previously.

Bobinski, whose tenure officially began April 1, 2013, served as chair of the NCAA Division I Men's Basketball Committee for the 2012-13 season. That successful role concluded with the 2013 Final Four, which coincidentally was held in Atlanta.

Bobinski came to Georgia Tech after serving 12 years as director of athletics at Cincinnati's Xavier University, where he also served as associate vice president. He was hired as the Musketeers' director of athletics in 1998 and remained in the role until 2004, when he was named associate vice president for development and oversaw all of the university's fundraising efforts, including major gifts, grant services and annual and planned giving. He returned as athletic director in 2006.

At Xavier, Bobinski headed an athletic program that strived to excel in the classroom as well as on the playing fields and courts. In 2012, Xavier ranked 11th nationally in Division I Graduation Success Rates at 97 percent. In June of 2012, the National Association of Collegiate Directors of Athletics named Bobinski the Under Armour Division I Northeast Athletic Director of the Year.

During his tenure, nine Xavier teams earned 40 team or individual spots in NCAA championship competition. That includes men's basketball, which reached at least the NCAA Tournament Sweet 16 in four of the last six years. In the same time span, 25 Xavier teams captured Atlantic 10 Conference championships.

In men's basketball, Xavier averaged 25 wins over Bobinski's 12 years. The Musketeers advanced to the Elite Eight in 2004 and 2008. In addition, men's

basketball extended its streak to 88 straight seniors that graduated. Women's basketball made runs to the NCAA Elite Eight in 2001 and again in 2010 and in 2011 achieved its highest national ranking in program history at No. 4.

In 2009, Bobinski hired Chris Mack as men's basketball head coach. He also hired Thad Matta as head men's basketball coach in 2001 and Sean Miller as Xavier's first associate head coach. Matta is now head coach at Ohio State and Miller has since taken over as head coach at Arizona. Bobinski also hired former women's basketball coach Kevin McGuff, who spent nine years at Xavier. He also oversaw the opening of The Cintas Center.

Prior to joining Xavier, Bobinski served as the University of Akron's athletic director from 1994 to 1998. From 1989 to 1994, he was the associate director of athletics at the U.S. Naval Academy. Prior to that, Bobinski served as the associate and assistant business manager at the University of Notre Dame from 1984 to 1989.

As a licensed certified public accountant, he first went into accounting with Deloitte, Haskins and Sell and Arthur Young & Company from 1979-82. He also worked for the Walt Disney Company in Orlando from 1982-84 before moving into college athletics at UND in 1984.

Bobinski was hired at Georgia Tech following a three-month, nationwide search. A seven-member committee led by Stephen P. Zelnak Jr. advised Peterson and identified candidates. Bobinski took over for Dan Radakovich, who resigned in November (2012).

A native of Yaphank on Long Island, N.Y., Bobinski received his bachelor of business administration from Notre Dame in 1979, graduating magna cum laude, while playing four years for the Fighting Irish baseball team.

Bobinski has two children, Melissa, a 2009 Xavier graduate, and Brian, a 2012 Ohio State graduate.

MEDIA INFORMATION

# ATHLETIC ADMINISTRATION



**BRETT DANIELS**  
*Deputy AD*



**RYAN BAMFORD**  
*Senior Associate AD*



**SHOSHANNA ENGEL**  
*Associate AD  
Compliance*



**JIM HALL**  
*Associate AD/AVP  
Development*



**PHYLLIS LaBAW**  
*Associate AD  
Student Services*



**MARVIN LEWIS**  
*Associate AD  
Finance & Administration*



**JACK THOMPSON**  
*Associate AD  
Development*



**RICK THORPE**  
*Associate AD  
Sales & Fan Experience*



**THERESA WENZEL**  
*Associate AD  
SWA*



**DOUG ALLVINE**  
*Assistant AD  
Special Projects*



**JOHN PORTLAND**  
*Assistant AD  
Facilities, Operations & Events*



**CHRIS YANDLE**  
*Assistant AD  
Communications & Public Relations*

# 2014 ROSTER

PLAYERS

**ALPHABETICAL ROSTER**

NO	NAME	POS
48	Chase Alford	LB
24	Marcus Allen	LB
26	Zach Allen	DB
57	Niko Anderson	OL
3	Dennis Andrews	AB
17	Lance Austin	DB
20	Lawrence Austin	DB
89	Bennett Barton	WR
7	B.J. Bostic	AB
39A	Ryan Braswell	BB
78	Trey Braun	OL
76	Nick Brigham	OL
73	Gary Brown	OL
47A	Justin Bryan	BB
58	Freddie Burden	OL
87	Harrison Butker	K
18	Tim Byerly	QB
53	Bryan Chamberlain	OL
51	Andrew Chau	K/P
39	Chaz Cheeks	DE
34	Matt Connors	BB
22A	Melvin Davis	DB
40	P.J. Davis	LB
10	Synjyn Days	AB
16	Corey Dennis	WR
71	Shamire Devine	OL
8	Step Durham	DB
42	KeShun Freeman	DE
79	Eason Fromayan	OL
91	Patrick Gamble	DL
94	Adrian Gardner	DE
4	Jamal Golden	DB
96	Adam Gotsis	DL
97	Shawn Green	DL
72	Chris Griffin	OL
14	Corey Griffin	DB
27	Lynn Griffin	DB
33	Beau Hankins	LB
2	Anthony Harrell	LB
31	Deon Hill	AB
98	Roberto Hinojosa	K
62A	Cheyenne Hunt	OL
32	Jabari Hunt-Days	LB
25	Tre' Jackson	LB
81	Ricky Jeune	WR
75	Errin Joe	OL
1	Isaiah Johnson	S
47	Jalen Johnson	S
11	Matthew Jordan	QB
44	Shaun Kagawa	DB
92	Francis Kallon	DL
65	Trey Klock	OL
37	Zach Laskey	BB
30	C.J. Leggett	BB
52	Terrell Lewis	DL
49	Clinton Lynch	AB
35	Tyler Marcordes	LB
50	Andrew Marshall	OL
12A	Chase Martenson	QB
13	John Marvin	DB
70	Shaquille Mason	OL
18A	Zach Matthews	DB
29	Austin McClellan	AB
46	Tremayne McNair	LB
38	Sam McNearney	AB
95	Tyler Merriweather	DE
86	Antonio Messick	WR
6	Chris Milton	DB
68	Michael Muns	OL

**NUMERICAL ROSTER**

NO	NAME	POS	HT	WT	CL.	HOMETOWN / HIGH SCHOOL (PREVIOUS SCHOOL)
1	Isaiah Johnson	S	6-2	205	RSr.	Tyrone, Ga. / Sandy Creek HS
2	Anthony Harrell	LB	6-2	237	RJr.	Tampa, Fla. / Jesuit HS
3	Dennis Andrews	AB	6-0	194	RSo.	Tallahassee, Fla. / Godby HS
4	Jamal Golden	DB	6-0	193	RJr.	Wetumpka, Ala. / Wetumpka HS
4A	Brady Swilling	QB	6-2	213	RFr.	Chatsworth, Ga. / North Murray HS
5	Justin Thomas	QB	5-11	189	RSo.	Prattville, Ala. / Prattville HS
6	Chris Milton	DB	5-11	190	RJr.	Folkston, Ga. / Charlton County HS
7	B.J. Bostic	AB	5-11	169	RSr.	Louisville, Ga. / Jefferson County HS
8	Step Durham	DB	5-11	188	Fr.	Jacksonville, Fla. / Atlantic Coast HS
9	Tony Zenon	AB	5-8	177	RSr.	Albany, Ga. / Deerfield Windsor Academy
10	Synjyn Days	AB	6-2	231	RSr.	Marietta, Ga. / Hillgrove HS
11	Matthew Jordan	QB	6-2	200	Fr.	Jackson, Ala. / Jackson HS
12	Demond Smith	DB	6-0	191	RJr.	Monroe, Ga. / Monroe Area HS
12A	Chase Martenson	QB	6-2	201	Fr.	Dunwoody, Ga. / Marist School
13	John Marvin	DB	6-1	193	RFr.	Ft. Walton Beach, Fla. / Ft. Walton Beach HS
14	Corey Griffin	DB	6-2	194	RFr.	Tyrone, Ga. / Sandy Creek HS
15	DeAndre Smelter	WR	6-3	222	Sr.	Macon, Ga. / Tattnall Square Academy
16	Corey Dennis	WR	6-2	210	Sr.	Troy, Ala. / Charles Henderson HS
16A	Denis Onwuala	DB	5-8	180	RSo.	Alpharetta, Ga. / Northview HS
17	Lance Austin	DB	5-10	187	Fr.	Barnesville, Ga. / Lamar County HS
18	Tim Byerly	QB	6-0	212	RJr.	Alpharetta, Ga. / Chatahoochee HS (Middle Tennessee)
18A	Zach Matthews	DB	6-2	180	Fr.	Suwanee, Ga. / Lambert HS
20	Lawrence Austin	DB	5-9	184	Fr.	Barnesville, Ga. / Lamar County HS
21	Charles Perkins	AB	6-0	205	RSr.	Lawrenceville, Ga. / Collins Hill HS
22	Broderick Snoddy	AB	5-9	190	RJr.	Carrollton, Ga. / Carrollton HS
22A	Melvin Davis	DB	6-0	194	Fr.	Madison, Ga. / Morgan County HS
23	Domonique Noble	DB	6-2	214	RJr.	Mount Ulla, N.C. / West Rowan HS
24	Marcus Allen	LB	6-2	225	RSo.	Hilliard, Fla. / Hilliard Middle-Senior HS
25	Tre' Jackson	LB	5-10	225	Fr.	Valdosta, Ga. / Lowndes HS
25A	Roderick Tyler	DB	5-8	207	Fr.	Atlanta, Ga. / Mays HS
26	Zach Allen	DB	5-9	179	RSo.	Roswell, Ga. / Roswell HS
27	Lynn Griffin	DB	6-0	199	RSo.	Jacksonville, Fla. / Trinity Christian HS
28	D.J. White	DB	5-11	188	Jr.	McDonough, Ga. / Union Grove HS
29	Austin McClellan	AB	5-9	186	RSo.	Wildwood, Fla. / Trinity Catholic HS
30	C.J. Leggett	BB	5-10	207	Fr.	Suwanee, Ga. / North Gwinnett HS
31	Deon Hill	AB	6-0	194	RSr.	Phenix City, Ala. / Central HS
32	Jabari Hunt-Days	LB	6-3	261	RJr.	Marietta, Ga. / Hillgrove HS
33	Beau Hankins	LB	6-1	231	RSo.	Birmingham, Ala. / Jackson-Olin HS
33A	Jalen Saunders	WR	6-1	188	RFr.	Augusta, Ga. / Evans HS
34	Matt Connors	BB	6-0	205	RSr.	Alpharetta, Ga. / Marist School
35	Tyler Marcordes	LB	6-4	235	RJr.	Normal, Ill. / Normal Community West HS
36	Tyler Teknipp	DB	5-10	190	RSo.	McDonough, Ga. / Eagle's Landing HS
37	Zach Laskey	BB	6-1	218	SR	Peachtree City, Ga. / Starr's Mill HS
38	Sam McNearney	AB	5-6	178	RSr.	Atlanta, Ga. / Marist School
39	Chaz Cheeks	DE	6-4	219	RJr.	Gainesville, Ga. / East Hall HS
39A	Ryan Braswell	BB	5-11	211	RFr.	Atlanta, Ga. / St. Pius X
40	P.J. Davis	LB	5-11	218	So.	Cairo, Ga. / Cairo HS
41	Rod Rook-Chungong	DE	6-3	243	RSo.	Silver Spring, Md. / Good Counsel HS
42	KeShun Freeman	DE	6-1	236	Fr.	LaGrange, Ga. / Callaway HS
43	Kyle Travis	LB	6-3	241	Sr.	Cumming, Ga. / South Forsyth HS
44	Shaun Kagawa	DB	5-11	202	Fr.	Hilo, Hawai'i / Kamehameha HS
45	Isiah Willis	AB	5-9	193	RSo.	Marietta, Ga. / Lassiter HS
45A	Josh Selembo	DB	6-3	179	Fr.	Roswell, Ga. / Roswell HS
46	Tremayne McNair	LB	6-2	227	Sr.	Jacksonville, N.C. / White Oak HS
47	Jalen Johnson	S	6-3	200	Fr.	Oneonta, Ala. / Oneonta HS
47A	Justin Bryan	BB	6-5	235	Jr.	Lavonia, Ga. / Franklin County HS (Georgia)
48	Chase Alford	LB	6-1	234	So.	Conyers, Ga. / Heritage HS
49	Clinton Lynch	AB	6-0	181	Fr.	Norcross, Ga. / Norcross HS
50	Andrew Marshall	OL	6-4	270	Fr.	Cumming, Ga. / West Forsyth HS
51	Andrew Chau	K/P	5-10	185	RJr.	Griffin, Ga. / Pike County HS
52	Terrell Lewis	DL	6-2	227	Fr.	Ocoee, Fla. / Ocoee HS
53	Bryan Chamberlain	OL	6-4	295	RJr.	Albany, Ga. / Monroe HS
54	Quayshawn Nealy	LB	6-1	235	RSr.	Lakeland, Fla. / Lakeland HS
55	Sean Tobin	LS	6-3	219	RJr.	Holmdel, N.J. / Saint John Vianney HS
56	Trevor Stroebel	LS	6-4	218	So.	Saukville, Wis. / Cedarburg HS
57	Niko Anderson	OL	6-3	277	RFr.	Macon, Ga. / Mount De Sales Academy
58	Freddie Burden	OL	6-3	302	RSo.	Statesboro, Ga. / Statesboro HS
59A	Trey Smith	OL	6-4	255	Fr.	Marietta, Ga. / Hillgrove HS
60	Kyle Stallard	OL	6-3	266	RSo.	Alpharetta, Ga. / Alpharetta HS



# 2014 ROSTER

## NUMERICAL ROSTER

NO	NAME	POS	HT	WT	CL.	HOMETOWN / HIGH SCHOOL (PREVIOUS SCHOOL)
61	Casey Wilson	LS	6-2	202	Fr.	Tucker, Ga. / Saint Pius X
62	Joshua Rogers	LB	5-9	209	RSr.	Canton, Ga. / Sequoyia HS
62A	Cheyenne Hunt	OL	6-0	245	Fr.	Springfield, Ga. / Effingham County HS
63	Rusty Scott	LB	6-3	211	RJr.	Lincolnton, Ga. / Lincoln County HS
63A	Kevo Yeremian	OL	6-4	290	Fr.	Cumming, Ga. / Lambert HS
64	Jake Whitley	OL	6-4	288	Fr.	North Augusta, S.C. / North Augusta HS
65	Trey Klock	OL	6-4	273	Fr.	Hummelstown, Pa. / Lower Dauphin HS
66	Mitchell Williams	OL	6-2	236	RFr.	Alpharetta, Ga. / Milton HS
67	Jake Stickler	OL	6-5	261	Fr.	Bradenton, Fla. / Manatee HS
68	Michael Muns	OL	6-4	271	RSo.	Swainsboro, Ga. / Swainsboro HS
69	Michael Preddy	OL	6-3	274	Fr.	Charleston, S.C. / Porter Gaud School
70	Shaquille Mason	OL	6-1	300	Sr.	Columbia, Tenn. / Columbia Central HS
71	Shamire Devine	OL	6-7	365	RFr.	Atlanta, Ga. / Tri-Cities HS
72	Chris Griffin	OL	6-6	284	RFr.	Panacea, Fla. / Wakulla HS
73	Gary Brown	OL	6-3	288	Fr.	Tampa, Fla. / Alonso HS
74	Tim Seager	OL	6-2	293	RJr.	Blacksburg, Va. / Blacksburg HS
75	Errin Joe	OL	6-3	313	RJr.	Lakeland, Fla. / Lake Gibson HS
76	Nick Brigham	OL	6-3	294	RSo.	Atlanta, Ga. / Marist School HS (Maryland)
77	Thomas O'Reilly	OL	6-3	300	RJr.	Marietta, Ga. / Pope HS (Auburn)
78	Trey Braun	OL	6-5	294	RJr.	Tallahassee, Fla. / Leon HS
79	Eason Fromayan	OL	6-4	290	RFr.	Alpharetta, Ga. / Milton HS (TCU)
80	Brandon Oliver	WR	5-11	208	RJr.	Douglasville, Ga. / Lithia Springs HS
81	Ricky Jeune	WR	6-3	214	RFr.	Spring Valley, N.Y. / Saint Joseph Regional (N.J.) HS
82	Qua Searcy	WR	5-11	167	Fr.	Barnesville, Ga. / Lamar County HS
83	Matt Serpico	WR	6-4	233	RJr.	Fayetteville, Ga. / Whitewater HS
84	Micheal Summers	WR	6-1	196	RSo.	Statesboro, Ga. / Statesboro HS
85	Ryan Rodwell	P	6-2	188	RSo.	DeLand, Fla. / DeLand HS
85A	Will Smith	WR	5-11	192	RJr.	St. Louis, Mo. / John Burroughs HS
86	Antonio Messick	WR	6-3	195	RFr.	Fayetteville, Ga. / Fayette County HS
87	Harrison Butker	K	6-3	202	So.	Decatur, Ga. / Westminster HS
88	Darren Waller	WR	6-5	241	Sr.	Acworth, Ga. / North Cobb HS
89	Bennett Barton	WR	6-1	202	RFr.	Roswell, Ga. / Roswell HS
90	Kenderius Whitehead	DE	6-5	209	RSo.	Milledgeville, Ga. / Martin Luther King HS (Georgia Military College)
91	Patrick Gamble	DL	6-5	286	RSo.	Carrollton, Ga. / Central Carroll HS
92	Francis Kallon	DL	6-5	296	RSo.	Lawrenceville, Ga. / Central Gwinnett HS
93	Antonio Simmons	DL	6-3	228	Fr.	Jacksonville, Fla. / University Christian School
94	Adrian Gardner	DE	6-2	279	RJr.	Dawson, Ga. / Terrell County HS
95	Tyler Merriweather	DE	6-3	231	Fr.	Demopolis, Ala. / Demopolis HS
96	Adam Gotsis	DL	6-5	282	Jr.	Abbotsford, Australia / Kew HS
97	Shawn Green	DL	6-0	276	RSr.	Grayson, Ga. / Grayson HS
98	Roberto Hinojosa	K	5-10	179	RJr.	Suwanee, Ga. / North Gwinnett HS (North Florida)
99	Tyler Stargel	DE	6-3	246	RSo.	Orange Beach, Ala. / Gulf Shores HS

## ALPHABETICAL ROSTER

NO	NAME	POS
54	Quayshawn Nealy	LB
23	Domonique Noble	DB
77	Thomas O'Reilly	OL
80	Brandon Oliver	WR
16A	Denis Onwuala	DB
21	Charles Perkins	AB
69	Michael Preddy	OL
85	Ryan Rodwell	P
62	Joshua Rogers	LB
41	Rod Rook-Chungong	DE
33A	Jalen Saunders	WR
63	Rusty Scott	LB
74	Tim Seager	OL
82	Qua Searcy	WR
45A	Josh Selembo	DB
83	Matt Serpico	WR
93	Antonio Simmons	DL
15	DeAndre Smelter	WR
12	Demond Smith	DB
59A	Trey Smith	OL
85A	Will Smith	WR
22	Broderick Snoddy	AB
60	Kyle Stallard	OL
99	Tyler Stargel	DE
67	Jake Stickler	OL
56	Trevor Stroebel	LS
84	Micheal Summers	WR
4A	Brady Swilling	QB
36	Tyler Teknipp	DB
5	Justin Thomas	QB
55	Sean Tobin	LS
43	Kyle Travis	LB
25A	Roderick Tyler	DB
88	Darren Waller	WR
28	D.J. White	DB
90	Kenderius Whitehead	DE
64	Jake Whitley	OL
66	Mitchell Williams	OL
45	Isiah Willis	AB
61	Casey Wilson	LS
63A	Kevo Yeremian	OL
9	Tony Zenon	AB

PLAYERS

## GEORGIA TECH COACHING & SUPPORT STAFF

**Head Coach:** Paul Johnson (Western Carolina, 1979), 7th season at Tech

**Quarterbacks/B-Backs Coach:** Bryan Cook

**Linebackers/Recruiting Coordinator:** Andy McCollum

**A-Backs:** Lamar Owens

**Defensive Line:** Mike Pelton

**Wide Receivers:** Al "Buzz" Preston

**Defensive Coordinator:** Ted Roof

**Special Teams / Assistant O-Line:** Ray Rychleski

**Offensive Line:** Mike Sewak

**Secondary:** Joe Speed

**Graduate Assistant Coach:** Preston Pehrson

**Graduate Assistant Coach:** Airon Savage

**Graduate Assistant Coach:** Steven Sylvester

**Recruiting Assistant:** Joe Hamilton

**Director of Football Operations:** Mike Huff

**Associate Director of Football Operations:** Andy Lutz

**Director of Player Personnel:** Pete Hurt

**Assistant Director of Player Personnel:** Saeed Khalif

**Assistant Director of Player Personnel:** Brad Waggoner

**Staff Assistant:** Kevin Reddy

**Recruiting Assistant:** Joe Hamilton

**Director of Player Development:** John Sisk

**Assistant Director of Player Development:** Matt Hickman

**Assistant Director of Player Development:** Zach Reed

**Assistant Director of Player Development:** Curtis Turner

**Director of Sports Medicine:** Jay Shoop

**Assistant Athletic Trainer:** Mark Smith

**Equipment Manager:** Tom Conner

**Assistant Equipment Manager:** Punt Windham

**Director of Video Operations:** Todd McCarthy

**Administrative Coordinator:** Teri Anton

**Administrative Coordinator:** Courtney Keck

# PLAYER PROFILES



## 48 CHASE ALFORD

LB • So. • 6-1 • 234  
Conyers, Ga. (Heritage HS)

**2014 (Sophomore):** Played in all 13 games ... Had three tackles ... Recorded two tackles at NC State (Nov. 8) ... Had one tackle at North Carolina (Oct. 18).

**2013 (True Freshman):** Saw action in five games – vs. Elon, Syracuse, Pittsburgh, Alabama A&M and Georgia ... Had three tackles, including pair of solo tackles ... Recorded two tackles vs. Alabama A&M (Nov. 23).

**High School:** Heritage HS, 2013 ... Played four years of football including two years as team captain ... Played linebacker and tight end for head coach Chad Frazier ... Earned all-region honors in 2011 ... Selected all-district three straight years ... Named Georgia 8AAAAA Defensive Player of the Year ... Named AAAA first team all-state and all-region in both 2011 and 2012 ... Named outstanding performer in Georgia East-West All-Star Game ... Served as president of FCA ... National Honor Society ... Graduated in top 10 of senior class.


**Personal:** Parents are Dan and Theresa Alford .... Dan is Georgia Tech graduate ... Full name is Chase Dan Alford ... Born Dec. 30, 1994, in Atlanta ... Brother, Corey, played linebacker at Tech from 2010-13 ... Has one sister, Callie ... Callie plays softball for Georgia State ... Began playing football at age 5 ... Wants to one day be the CEO of a company.

### CAREER HIGHS

Tackles: 2, twice – last at NC State, Nov. 8, 2014

### ALFORD CAREER STATISTICS

DEFENSIVE									
YEAR	G-GS	UT	AT	TT	TFL-YDS	QBS-YDS	FF/FR	PBU	INT-YDS
2013	5-0	2	1	3	0.0-0	0.0-0	0/0	0	0-0
2014	13-0	1	2	3	0.0-0	0.0-0	0/0	0	0-0
<b>Career</b>	<b>18-0</b>	<b>3</b>	<b>3</b>	<b>6</b>	<b>0.0-0</b>	<b>0.0-0</b>	<b>0/0</b>	<b>0</b>	<b>0-0</b>



## 24 MARCUS ALLEN

LB • RSo. • 6-2 • 225  
Hilliard, Fla. (Hilliard Middle-Senior HS)

**2014 (Redshirt Sophomore):** Saw action vs. Georgia Southern (Sept. 13), at Tulane (Sept. 6), and vs. Wofford (Aug. 30) ... Has not recorded any stats.

**2013 (Redshirt Freshman):** Played in two games – vs. Alabama A&M and Ole Miss ... Recorded two tackles, both of them solo tackles, vs. Alabama A&M (Nov. 23, 2013).

**2012 (True Freshman):** Redshirted ... Played on the scout team.

**High School:** Hilliard Middle-Senior HS ... Played for head coach Paul Whittenburg ... Versatile player on both sides of ball ... Averaged 6.0 tackles per game and rushed for 812 yards and seven TDs as senior ... Averaged 7.06 yards per carry ... Named Hilliard's football most valuable player in 2012 and was MVP of basketball team in 2011 ... Earned honor roll mention every year from sixth to 12th grade ... Presented the MLK Emerging Leader Award ... Didn't play high school football until junior year.

**Personal:** Full name is Marcus Davion Allen ... Son of David Christopher Allen and Traci Ross ... Born Sept. 7, 1993, in Jacksonville, Fla. ... One of six siblings – Michael, Sheena, Israel, Chris, Brandon, and Cyrena ... Cousins with NFL players Champ Bailey and Boss Bailey ... Made Dean's List in Fall 2012 ... Majoring in chemical and biomolecular engineering.

### CAREER HIGHS

Tackles: 2 vs. Alabama A&M, Nov. 23, 2013

Solo Tackles: 2 vs. Alabama A&M, Nov. 23, 2013

### ALLEN CAREER STATISTICS

DEFENSIVE									
YEAR	G-GS	UT	AT	TT	TFL-YDS	QBS-YDS	FF/FR	PBU	INT-YDS
2012 – Did not play (Redshirted)									
2013	2-0	2	0	2	0.0-0	0.0-0	0/0	0	0-0
2014	3-0	0	0	0	0.0-0	0.0-0	0/0	0	0-0
<b>Career</b>	<b>5-0</b>	<b>2</b>	<b>0</b>	<b>2</b>	<b>0.0-0</b>	<b>0.0-0</b>	<b>0/0</b>	<b>0</b>	<b>0-0</b>



## 26 ZACH ALLEN

DB • RSo. • 5-9 • 179  
Roswell, Ga. (Roswell HS)

**2014 (Redshirt Sophomore):** Has not played.

**2013 (Redshirt Freshman):** Saw action in three games – vs. Elon, Syracuse and Alabama A&M ... Recorded two solo tackles and broke up pass in win over Alabama A&M (Nov. 23).

**2012 (True Freshman):** Redshirted.

**High School:** Roswell HS ... Was part of regional championship team in 2009 ... Played in 2011 All-Stars Chamber Bowl.

**Personal:** Full name is Zachariah Colin Allen ... Born May 6, 1994, in Dayton, Ohio ... Son of Kenneth and Ina Allen ... Has two brothers – Josh and Jordan ... Father played football at Western Carolina (1978-81) ... Brother, Josh, played football at Vanderbilt (2003-08) and other brother, Jordan, played at Jacksonville State (2006-11) ... Enjoys learning new languages ... Can speak Portugese ... Won National Spanish Exam Gold Award in high school ... Intends to major in industrial engineering.

### CAREER HIGHS

Tackles: 2 vs. Alabama A&M, Nov. 23, 2013

Solo Tackles: 2 vs. Alabama A&M, Nov. 23, 2013

Pass Break-Ups: 1 vs. Alabama A&M, Nov. 23, 2013

### ALLEN CAREER STATISTICS

DEFENSIVE									
YEAR	G-GS	UT	AT	TT	TFL-YDS	QBS-YDS	FF/FR	PBU	INT-YDS
2012 – Did not play (Redshirted)									
2013	3-0	2	0	2	0.0-0	0.0-0	0/0	1	0-0
2014	0-0	0	0	0	0.0-0	0.0-0	0/0	0	0-0
<b>Career</b>	<b>3-0</b>	<b>2</b>	<b>0</b>	<b>2</b>	<b>0.0-0</b>	<b>0.0-0</b>	<b>0/0</b>	<b>1</b>	<b>0-0</b>



## 57 NIKO ANDERSON

OL • RFr. • 6-3 • 277  
Macon, Ga. (Mount De Sales Academy)

Walk-on who joined the program in August 2013.

**2014 (Redshirt Freshman):** Has not played.

**2013 (True Freshman):** Redshirted.

**High School:** Mount De Sales Academy, 2013 ... As junior, team beat Florida's Bay Hill High School, much larger school, during regular season ... Was president of Spanish National Honor Society ... Served as treasurer of FCA.

**Personal:** Born June 20, 1995, in Macon, Ga. ... Full name is Robert Nikolaus Anderson ... Nickname is "Niko" ... Parents are Lars and Annette ... Has one sibling – Maxine ... Grandfather, Andy Anderson, played at Duke from 1947-52 and was





## PLAYER PROFILES

drafted to play professionally ... Father, Lars, played at Virginia Tech from 1977-81 ... Chose Georgia Tech because of outstanding academics, ACC football and proximity to home ... Began playing football at age 5 ... Founded own recycling non-profit foundation – “Move Your Glass” – in 2012 ... Majoring in management.



### 3 DENNIS ANDREWS

AB • RSo. • 6-0 • 194  
Tallahassee, Fla. (Godby HS)

Began career as quarterback before moving to A-back at start of the 2012 season.  
**2014 (Redshirt Sophomore):** Saw action in 10 games ... Was suspended for first two games of season ... Rushed for 105 yards on 15 attempts ... Carried three times for 25 yards vs. Florida State in ACC Championship Game ... Recorded three rushes for 22 yards (Nov. 29) ... Rushed twice for 34 yards vs. Clemson (Nov. 15) ... Saw action at NC State (Nov. 8) ... Carried three times for -1 yards vs. Virginia (Nov. 1) ... Rushed for three yards on one carry at Pitt (Oct. 25) ... Had one carry for nine yards vs. Miami (Oct. 4) ... Saw action at Virginia Tech (Sept. 20) ... Carried twice for 14 yards against Georgia Southern (Sept. 13).

**2013 (Redshirt Freshman):** Played in all 13 games ... Rushed for 140 yards on 12 carries for team-best 11.7 yards per attempt ... Only reception went for 37 yards ... Averaged 27.2 yards on five kickoff returns ... Rushed two times for 47 yards in first collegiate game vs. Elon (Aug. 31) ... Had career-high four rushing attempts for 27 yards at Miami (Oct. 5) ... Hauled in 37-yard reception in win over Syracuse (Oct. 19) ... Carried twice for career-best 51 yards vs. Alabama A&M (Nov. 23) ... Had 44-yard kickoff return vs. Ole Miss in Music City Bowl (Dec. 30).

**2012 (True Freshman):** Redshirted.  
**High School:** Godby HS ... Played for head coach Ronnie Cottrel ... Considered one of top “athletes” in 2012 class ... Rated No. 79 at quarterback nationally by *Scout.com* and No. 44 overall prospect in Florida by *MaxPreps.com* ... Passed for 5,426 yards and 36 TDs in high school career, including 2,073 yards and 17 TDs as senior ... Averaged 4.8 yards per carry in career (1,915 yards) and scored 22 rushing TDs.

**Personal:** Born Dec. 6, 1993 ... Son of Dennis and Marcella Andrews ... Father, Dennis was fullback at Florida State, and uncle played safety at Alabama ... Has two siblings – Lilliann and Daniel ... Plans to major in literature, media and communication.

#### CAREER HIGHS

**Rushing Attempts:** 4 at Miami, Oct. 5, 2013  
**Rushing Yards:** 51 vs. Alabama A&M, Nov. 24, 2013  
**Longest Rush:** 45 yards vs. Alabama A&M, Nov. 24, 2013  
**Receptions:** 1 vs. Syracuse, Oct. 19, 2013  
**Receiving Yards:** 37 vs. Syracuse, Oct. 19, 2013  
**Long Catch:** 37 vs. Syracuse, Oct. 19, 2013  
**Kick Returns:** 3 vs. Georgia, Nov. 30, 2013  
**Kick Return Yards:** 64 vs. Georgia, Nov. 30, 2013  
**Longest Kick Return:** 28 vs. Georgia, Nov. 30, 2013


#### ANDREWS CAREER STATISTICS

##### RUSHING

YEAR	G-GS	ATT	YDS	AVG	TD	LG
2012	— Did not play (Redshirted)					
2013	13-0	12	140	11.7	0	45
2014	10-0	15	105	7.0	0	30
<b>Career</b>	<b>23-0</b>	<b>27</b>	<b>245</b>	<b>9.1</b>	<b>0</b>	<b>45</b>

##### KICK RETURNS

YEAR	G-GS	RET	YDS	AVG	TD	LG
2012	— Did not play (Redshirted)					
2013	13-0	5	136	27.2	0	44
2014	10-0	0	0	0.0	0	0
<b>Career</b>	<b>23-0</b>	<b>5</b>	<b>136</b>	<b>27.2</b>	<b>0</b>	<b>44</b>



### 17 LANCE AUSTIN

DB • Fr. • 5-10 • 187  
Barnesville, Ga. (Lamar County HS)

**2014 (True Freshman):** Played in all 13 games ... Had eight tackles, including five solo, and broke up one pass ... Recorded career-high three tackles, including two solo, at NC State (Nov. 8) ... Had one solo tackle vs. Duke (Oct. 11) ... Registered one tackle at Virginia Tech (Sept. 20) ... Recorded one tackle at Tulane (Sept. 6) ... Talled two tackles and broke up one pass in collegiate debut against Wofford (Aug. 30).

**High School:** Lamar County HS, 2014 ... Played under coach Frank Stephens ... Helped lead LCHS to 14-1 record and runner-up finish in state playoffs as senior ... Played quarterback on offense and in secondary on defense ... Rushed for 1,097 yards and 19 touchdowns, and passed for 827 yards and 12 TDs with just one interception as senior ... Had 44 tackles, eight pass break-ups, three interceptions (one for a TD), two forced fumbles and one fumble recovery ... Also participated on track and wrestling teams.

**Personal:** Full name is Lance Anthony Austin ... Parents are Derick and Stephanie ... Derick played football at Georgia Southern ... Siblings are Lawrence and Precious ... Born March 10, 1996, in Statesboro, Ga. ... Began playing football at age 7 ... Chose Georgia Tech because “my family can come see me play with my brother at one of the top institutions in the nation.”


#### CAREER HIGHS

**Tackles:** 3 at NC State, Nov. 8, 2014  
**Pass Break-Ups:** 1 vs. Wofford, Aug. 30, 2014

#### LANCE AUSTIN CAREER STATISTICS

##### DEFENSIVE

YEAR	G-GS	UT	AT	TT	TFL-YDS	QBS-YDS	FF/FR	PBU	INT-YDS
2014	13-0	5	3	8	0.0-0	0.0-0	0/0	1	0-0
<b>Career</b>	<b>13-0</b>	<b>5</b>	<b>3</b>	<b>8</b>	<b>0.0-0</b>	<b>0.0-0</b>	<b>0/0</b>	<b>1</b>	<b>0-0</b>



### 20 LAWRENCE AUSTIN

DB • Fr. • 5-9 • 184  
Barnesville, Ga. (Lamar County HS)

**2014 (True Freshman):** Played in all 13 games, making one start at NC State ... Had 18 tackles, including 10 solo, one interception, and forced fumble ... Recorded one solo tackle vs. Florida State in ACC Championship Game (Dec. 6) ... Had two solo tackles vs. Clemson (Nov. 15) ... Made career-first start and recorded four tackles and one pass breakup at NC State (Nov. 8) ... Registered career-best five tackles, including four solo, vs. Duke (Oct. 11) ... Recorded three tackles and forced first fumble of career at Virginia Tech (Sept. 20) ... Made one solo tackle vs. Georgia Southern (Sept. 13) ... Had career-first interception and made one tackle at Tulane (Sept. 6) ... Recorded one tackle in collegiate debut in season opener against Wofford (Aug. 30).

**High School:** Lamar County HS, 2014. ... Played under coach Frank Stephens ... Was standout on both sides of ball in high school ... As senior, rushed for 1,348 yards and 19 touchdowns, averaging 9.7 yards per carry... Caught 10 passes for 211 yards and four TDs ... Recorded 69 tackles, seven tackles for loss, four interceptions, two pass break-ups, two forced fumbles, one fumble recovery, and one defensive touchdown ... Also returned kick for TD ... Helped lead Lamar County to 14-1 record and runner-up finish in state championship game ... Also ran track for four years.

**Personal:** Full name is Lawrence Alexander Austin ... Parents are Derick and Stephanie ... Derick played football at Georgia Southern ... Born March 10, 1996,

## PLAYER PROFILES

in Statesboro, Ga. ... Siblings are Lance and Precious ... Began playing football at age 7 ... Enjoys fishing ... Chose Georgia Tech because "it's one of the top academic institutions in the nation, with one of the top football programs, and because it's close to home."

### CAREER HIGHS

**Tackles:** 5 vs. Duke, Oct. 11, 2014  
**Forced Fumbles:** 1 at Virginia Tech, Sept. 20, 2014  
**Pass Break-Ups:** 1 at NC State, Nov. 8, 2014  
**Interceptions:** 1 at Tulane, Sept. 6, 2014

### LAWRENCE AUSTIN CAREER STATISTICS

#### DEFENSIVE

YEAR	G-GS	UT	AT	TT	TFL-YDS	QBS-YDS	FF/FR	PBU	INT-YDS
2014	13-1	10	8	18	0.0-0	0.0-0	1/0	1	1-0
Career	13-1	10	8	18	0.0-0	0.0-0	1/0	1	1-0



# 89

## BENNETT BARTON

WR • RFr. • 6-1 • 202  
 Roswell, Ga. (Roswell HS)

**2014 (Redshirt Freshman):** Saw action at Tulane (Sept. 6).

**2013 (True Freshman):** Redshirted.

**High School:** Roswell HS, 2013 ... Earned three varsity letters ... Played wide receiver, kicker, and safety for coach Justin Sanderson ... Also played basketball and baseball, and ran track ... Was on 2010 football team that won regional title ... Earned all-region and all-county honors ... Winner of National Football Foundation Scholarship ... Played in North Forsyth/North Fulton All-Star Game ... Set school single-game record with 248 receiving yards in 2013 ... Ranks second in Roswell record books for career receiving yards behind only former Yellow Jacket Chris Reis.

**Personal:** Full name is Bennett Ernest Barton ... Parents are Hollis and Jena Barton ... Harris played college football at Furman ... Born Dec. 6, 1994, in Marietta, Ga. ... Has four siblings – Joy, Kendall, Josh, and Zach ... Kendall is student trainer at Tech... began playing football in 5th grade ... Has helped children with Autism ... Considering major in business management.



# 7

## B.J. BOSTIC

AB • RSr. • 5-11 • 169  
 Louisville, Ga. (Jefferson County HS)

**2014 (Redshirt Senior):** Played in all 13 games ... Rushed 20 times for 119 yards (5.9 yards per carry) and one touchdown ... Had two receptions for 37 yards ... Rushed twice for seven yards and caught 24-yard pass vs. Florida State in ACC Championship Game ... Carried once vs. Clemson (Nov. 15) ... Rushed twice for 20 yards at NC State (Nov. 8) ... Saw action against Virginia (Nov. 1) ... Had one carry for six yards at Pitt (Oct. 25) ... Rushed twice for 22 yards, threw one pass for 15 yards and had 13-yard reception vs. Duke (Oct. 11) ... Scored first touchdown of career on 2-yard run while carrying twice for 21 yards vs. Miami (Oct. 4) ... Carried once for loss of two yards at Virginia Tech (Sept. 20) ... Had two carries for 16 yards against Georgia Southern (Sept. 13) ... Recorded four carries for 13 yards at Tulane (Sept. 6) ... Carried three times for 17 yards against Wofford (Aug. 30) in the season opener ... Graduated from Georgia Tech in December with bachelor's degree in history, science & technology.

**2013 (Redshirt Junior):** Played in 12 games and started two times ... Averaged 7.2 yards on 16 rushing attempts ... Had five receptions for 33 yards ... Rushed two times for 20 yards and had 10-yard reception in season opener vs. Elon (Aug. 31) ... Rushed three times for 27 yards at Duke (Sept. 14) ... Caught two passes for 11 yards at Clemson (Nov. 14).

**2012 (Redshirt Sophomore):** Played in 13 games and started two games (at Georgia and vs. Florida State in ACC Championship Game) ... Missed Clemson game (Oct. 6) with injury ... Rushed 34 times for average of 6.2 yards per carry ... Had seven receptions for average of 19.9 yards per catch ... Rushed five times for 35 yards and had 19-yard reception in season opener at Virginia Tech (Sept. 3) ... Had two receptions for 66 yards and rushed five times for 28 yards vs. Boston College (Oct. 20) ... Made first start of season at Georgia (Dec. 1) and rushed five times for 33 yards ... Started in ACC Championship Game against FSU and responded with five rushing attempts for 25 yards and two receptions for 41 yards.

**2011 (Redshirt Freshman):** Suffered season-ending injury in August ... Became completely healthy late in season and practiced with scout team.

**2010 (True Freshman):** Enrolled at Tech in January 2010 ... Played in all 13 games ... Had 13 rushing attempts for 127 yards (9.8 yards per carry) ... Took over primary kick return duties by third game of season (at North Carolina) ... Averaged 20.5 yards on 28 kickoff returns (9th in ACC) ... Had five rushing attempts for 30 yards in season opener vs. South Carolina State (Sept. 4) ... Had two carries for 51 yards and one kickoff return of 35 yards vs. NC State (Sept. 25) ... Produced 110 all-purpose yards in win at Wake Forest (Oct. 2) with two carries for 41 yards and three kick returns for 69 yards ... Returned five kicks for 101 yards at Clemson (Oct. 23) ... Had six kickoff returns for 125 yards vs. Miami (Nov. 13).

**High School:** Standout quarterback and athlete at Jefferson County HS ... Rated 17th-best prospect in state of Georgia (*Rivals*) ... Rated 16th on *AJC* Fab 50 list ... Rated 20th-best prospect in Georgia (*Superprep*) ... 2009 Region 3-AA Player of the Year, All-State, State Offensive Player of the Year, *Augusta Chronicle* Player of the Year ... 2008 first-team All-State, All-Area and All-Region ... 2007 first-team All-State, All-Area, All-Region ... Played in third annual Offense/Defense All-America Bowl in Myrtle Beach, S.C. ... Accounted for 2,600 yards as quarterback in 2008 ... Played four years of football under coach J.B. Arnold ... Served one year as team captain ... Also played three seasons of basketball and ran track for three years ... Led high school team to regional championships in 2006 and 2009, and regional runner-ups in 2007 and 2008 ... Rushed for 1,227 yards on 165 carries, scoring 17 touchdowns as senior in 2009 ... Averaged 7.4 yards per carry ... Caught nine passes for 231 yards and four touchdowns ... At quarterback, threw for 1,124 yards and 17 touchdowns with .680 completion percentage ... Set 15 school records.

**Personal:** First name is Barry but prefers to go by B.J. ... Born July 2, 1992, in Fort Riley, Kan. ... Parents are Shawanda and Barry Bostic ... Has two siblings – Krystal and Ebony ... Related (cousin) to former Yellow Jacket Christopher Crenshaw ... Cousin, Storm Johnson, played at Miami and UCF ... Majoring in history, technology & society.

### CAREER HIGHS

**Rushing Attempts:** 5, five times – last vs. Florida State, Dec. 1, 2012  
**Rushing Yards:** 51 vs. NC State, Sept. 25, 2010  
**Rushing TDs:** 1 vs. Miami, Oct. 4, 2014  
**Receptions:** 1, twice – last vs. Florida State, Dec. 6, 2014  
**Receiving Yards:** 24 vs. Florida State, Dec. 6, 2014  
**Completions:** 1 vs. Duke, Oct. 11, 2014  
**Passing Yards:** 15 vs. Duke, Oct. 11, 2014  
**Longest Rush:** 43 vs. NC State, Sept. 25, 2010  
**Kick Returns:** 6, twice – last at Georgia, Nov. 27, 2010  
**Kick Return Yards:** 125 vs. Miami, Nov. 13, 2010  
**Longest Kick Return:** 35 vs. NC State, Sept. 25, 2010

### BOSTIC CAREER STATISTICS

YEAR	G-GS	ATT	YDS	AVG	TD	LG
2010	13-0	13	127	9.8	0	43
2011 – Did not play (Redshirted)						
2012	13-2	34	212	6.2	0	17
2013	12-2	16	116	7.3	0	14
2014	13-0	20	119	6.0	1	19
Career	51-4	83	574	6.9	1	43



## PLAYER PROFILES

### RECEIVING

YEAR	G-GS	REC	YDS	AVG	TD	LG
2010	13-0	0	0	0.0	0	0
2011 — Did not play (Redshirted)						
2012	13-2	7	139	19.9	0	39
2013	12-2	5	33	6.6	0	10
2014	13-0	2	37	18.5	0	24
<b>Career</b>	<b>51-4</b>	<b>14</b>	<b>209</b>	<b>14.9</b>	<b>0</b>	<b>39</b>

### KICK RETURNS

YEAR	G-GS	RET	YDS	AVG	TD	LG
2010	13-0	28	574	20.5	0	35
2011 — Did not play (Redshirted)						
2012	13-2	0	0	0.0	0	0
2013	12-2	0	0	0.0	0	0
2014	13-0	0	0	0.0	0	0
<b>Career</b>	<b>51-4</b>	<b>28</b>	<b>574</b>	<b>20.5</b>	<b>0</b>	<b>35</b>



## 39 RYAN BRASWELL


**BB • RFr. • 5-11 • 211**  
Atlanta, Ga. (St. Pius X)

**2014 (Redshirt Freshman):** Has not played.

**2013 (True Freshman):** Redshirted.

**High School:** St. Pius X Catholic HS, 2013 ... Played four seasons of football and served one year as team captain ... Played for coach Paul Standard ... Played running back and linebacker ... Helped team to state championship game as senior in 2012 ... St. Pius won regional titles in 2009, 2011, and 2012 ... Named first-team all-state ... Named GACA Offensive Player of the Year ... Named all-county and all-region ... Played in DeKalb County All-Star Game ... Broke school record for single-season rushing with 1,605 yards in 2012 ... Scored school-record 30 touchdowns as senior ... Rushed for school-record 283 yards in one game on Oct. 19, 2012 ... Also played four seasons of baseball ... Honor roll student who made Principal's List every semester of high school.

**Personal:** Full name is Michael Ryan Braswell ... Parents are Mike and Kathleen ... Born Dec. 3, 1994, in Atlanta ... Has three siblings – Chris, Scott and Jack ... father, Mike, graduated from Georgia Tech in 1987 ... Chose Georgia Tech because of academic reputation, great legacy of football, and proximity to home ... Enjoys fishing ... Began playing football at age 6 ... Planning to major in business administration.




## 78 TREY BRAUN

**OL • RJr. • 6-5 • 294**  
Tallahassee, Fla. (Leon HS)

**2014 (Redshirt Junior):** Started all 13 games at left guard ... Tech's offensive line allowed just 0.77 sacks per game (1st in ACC, tied for third nationally) ... Tech ranked first in ACC and third nationally in rushing offense ... Graduated from Georgia Tech in December with bachelor's degree in mechanical engineering.

**2013 (Redshirt Sophomore):** Played in 13 games and started final eight games of season ... Moved into starting spot at left guard after left tackle Ray Beno went down with injury ... Made career-first start at BYU (Oct. 12) ... Instrumental part of offensive line that allowed just 1.08 sacks per game (1st in ACC, tied for ninth nationally) ... Tech ranked first in ACC and sixth nationally in rushing offense.

**2012 (Redshirt Freshman):** Saw action in eight games ... Was listed as top back-up at right guard for most of season ... Part of offensive line that helped Yellow Jackets rank fourth nationally in rushing offense.



## 76 NICK BRIGHAM

**OL • RSo. • 6-3 • 294**  
Atlanta, Ga. (Marist School)

**2014 (Redshirt Sophomore):** Played in final six games of season ... Aided Tech's offensive line that allowed just 0.77 sacks per game (1st in ACC, tied for third nationally) ... Tech ranked first in ACC and third nationally in rushing offense.

**2013 (Redshirt Freshman):** Played in 10 of Georgia Tech's 13 games, primarily as back-up at guard ... Part of offensive line that led ACC and ranked tied for ninth nationally in fewest sacks allowed ... Helped Yellow Jackets offense rank first in ACC and sixth nationally in rushing offense.

**2012 (True Freshman, Maryland):** Redshirted, did not play.

**High School:** The Marist School, 2012 ... Played three years of varsity football for coach Alan Chadwick ... Played both guard and tackle ... Also played on lacrosse team ... Helped lead football team to three consecutive state playoff appearances and two straight regional titles (2009, 2010) ... Earned first-team all-state honors ... Earned all-county and all-region honors as well ... Four-star recruit and 20th-ranked player at position (*ESPN.com*) ... Invited to play in East-West All-Star Game in 2011 ... Produced 3.8 cumulative GPA ... Won numerous academic honors ... Achieved honor roll status all four years at competitive academic school.

**Personal:** Full name is Nicholas James Brigham ... Parents are Neil and Mary Ellen K. Brigham ... Grew up in Brookhaven district of Atlanta ... Born Nov. 3, 1993, in Hartford, Conn. ... Has two older sisters – Katie and Megan ... Comes from athletic family ... Cousins Greg and Carl played football at New Mexico State ... Cousin, Jake, played baseball at Birmingham Southern ... Uncle, Paul, played football at UConn ... Mother, Mary Ellen, ran track at UConn ... Began playing football at age 5 ... Majoring in industrial engineering.



## 73 GARY BROWN

**OL • Fr. • 6-3 • 288**  
Tampa, Fla. (Alonso HS)

### 2014 OFFENSIVE SCOUT TEAM PLAYER OF THE YEAR


**2014 (True Freshman):** Has not played this season ... Member of scout team ... Named Offensive Scout Team Player of the Year at team's end-of-season banquet.

**High School:** Alonso HS, 2014 ... Played three seasons under coach Brian Emanuel ... Played both tackle and guard as well as nose tackle during career ... Was also on track team for two years (shot put and discus) ... Was school's lineman of year three straight seasons ... Two-time first-team all-county selection ... Named second-team

## PLAYER PROFILES

all-state and second team All-Sun Coast ... Selected to play in East-West All-Star Game ... Recorded 72 pancake blocks over final two seasons ... Holds school's all-time dead-lift record of 605 pounds ... Compared by some to current Yellow Jacket OL Shaq Mason.

**Personal:** Full name is Gary Keith Brown II ... Mother is Cerbrenda ... Was born in Waterford, Mich. ... Has one sibling, Nicole ... Uncle, Maize Monroe, played football at Florida A&M ... Considering major in business management ... Chose Georgia Tech because of education and "great business and networking opportunities" ... First played football at age 9, but hated it and stopped playing until freshmen year of high school ... Has been actively involved in volunteer projects ... Biggest thrill in sports so far was going from not being able to lift weights to breaking school record for dead-lifting.



# 58

## FREDDIE BURDEN

OL • RSo. • 6-3 • 302  
Statesboro, Ga. (Statesboro HS)

**2014 (Redshirt Sophomore):** Started all 13 games at center ... Part of Tech's offensive line that allowed just 0.77 sacks per game (1st in ACC, tied for third nationally) ... Tech ranked first in ACC and third nationally in rushing offense ... Honorable mention All-ACC by ACSMA.

**2013 (Redshirt Freshman):** Did not play ... Sat out season to recover from knee injury.

**2012 (True Freshman):** Redshirted, did not play.

**High School:** Statesboro HS ... Played for head coach Steve Pennington ... Was tight end in high school ... Rated three stars by *Rivals* ... Statesboro finished 10-1 overall and 6-0 in league ... Statesboro won Region 2-AAAA title in 2010 and 2011 ... Two-time All-Region pick and named to *Atlanta Journal Constitution* All-State First Team in 2011.

**Personal:** Full name is Freddie Hamilton Burden ... Born July 8, 1994 ... Son of Willie and Velma Burden ... Has one brother, Willie Jr. ... Lifelong friends and high school teammates with current Tech teammate Micheal Summers ... Father, Willie, was running back at NC State in mid-1970s and played in CFL for Calgary Stampeders ... Was CFL Most Outstanding Player in 1975 ... "Tech is one of the best combinations of college football and education you can get," Burden said ... Majoring in business administration.



# 87

## HARRISON BUTKER

PK • So. • 6-3 • 202  
Decatur, Ga. (Westminster)

**2014 (Sophomore):** Played in all 13 games ... Georgia Tech's leading scorer ... His 91 points are third-most single-season points by kicker in Tech history ... Converted 58-of-59 PATs, which are most single-season PATs made in school history ... Went 5-for-5 in PATs and averaged 64.8 yards with five kickoffs that included two touchbacks vs. Florida State in ACC Championship Game (Dec. 6) ... Made career-long 53 yard field goal as time expired to send game into overtime at Georgia (Nov. 29) ... Was third-longest made field goal in Georgia Tech history ... Made three field goals (25, 32, 41) and averaged 64.9 yards on seven kickoffs vs. Clemson (Nov. 15) ... Tied career high 8-for-8 PATs and had nine kickoffs that went for average of 62.4 yards and three touchbacks at NC State (Nov. 8) ... Went 5-for-5 on PATs and averaged 60.8 yards on six kickoffs with two touchbacks vs. Virginia (Nov. 1) ... Tied career high with eight PATs made and averaged 64.1 yards on nine kickoffs, which

included six touchbacks, at Pitt (Oct. 25) ... Went 4-for-4 on PATs, kicked 27-yard field goal and averaged 65 yards on seven kickoffs, which included four touchbacks, at North Carolina (Oct. 18) ... Converted two field goals while averaging 65 yards per kickoff on four kicks that were all touchbacks vs. Duke (Oct. 11) ... Averaged 64.6 yards per kickoff with two touchbacks on five kickoffs and made 4-for-4 PATs vs. Miami (Oct. 4) ... Kicked game-winning 24-yard field goal as time expired at Virginia Tech (Sept. 20) ... Also made 3-for-3 PATs, 43-yard field goal and averaged 65 yards on five kickoffs, which included four touchbacks, at Virginia Tech ... Made 6-for-6 PATs and averaged 61.4 yards on seven kickoffs, including four for touchbacks vs. Georgia Southern (Sept. 13, 2014) ... Was 1-for-2 at Tulane (Sept. 6), making then-season-long 46 yard field goal, made 5-of-5 PATs and kicked five of six kickoffs for touchbacks, averaging 65 yards per kickoff ... Against Wofford (Aug. 30), was 1-for-2 making 30-yard field goal, 5-of-5 PATs and kicked five of six kickoffs for touchbacks.

**2013 (True Freshman):** Played in all 13 games ... Georgia Tech's leading scorer ... 83 points were seventh-most single-season points by kicking in Tech history ... Converted 53 of 54 PATs, tying for second-most single-season PATs in school history ... Only miss was result of bad snap at Miami ... Made 10 of 14 field goal attempts (.714) ... Booted five field goals longer than 40 yards ... Made nine of final 11 field goal attempts ... 30 of 73 kickoffs were touchbacks ... Recorded four solo tackles ... Got college career off to good start by making 8-of-8 PATs and kicking seven of nine kickoffs for touchbacks vs. Elon (Aug. 31) ... Booted 49-yard field goals at Duke (Sept. 14) and vs. Virginia Tech (Sept. 26) ... Made all eight PATs vs. Syracuse (Oct. 19) ... Made 4-of-4 PATs and converted two field goals vs. Georgia (Nov. 30).

**High School:** Westminster, 2013 ... Lettered three years in football and basketball and four years of soccer ... Named all-state kicker in 2011 and 201 ... Named *prokicker.com* Athlete of the Year ... First-team All-America pick ... Holds Westminster's school record for longest field goal (53 yards) and also holds school mark for most field goals in a season, going 16-for-17 during junior year ... Won pair of state championships on soccer field in 2011 and 2012.

**Personal:** Full name is Harrison K. Butker ... Born July 14, 1995, in Decatur, Ga. ... Son of Harrison and Elizabeth Butker ... Has one sister, Charlotte ... Did not begin playing football competitively until sophomore year of high school ... Plays tuba ... Chose Tech because he loved coaching staff and he grew up Yellow Jacket fan ... Majoring in industrial engineering.

### CAREER HIGHS

**PATs Made:** 8, four times – last at NC State, Nov. 8, 2014  
**Points Scored:** 10, twice – last at Georgia, Nov. 30, 2013  
**Kickoff Touchbacks:** 7 vs. Elon, Aug. 31, 2013  
**Long Field Goal:** 53 yards at Georgia, Nov. 29, 2014

### BUTKER CAREER STATISTICS

#### SCORING

YEAR	G-GS	FGM	FGA	PCT	LG	XPM	XPA	PCT	PTS
2013	13-0	10	14	71.4	49	53	54	98.1	83
2014	13-0	11	18	61.1	53	58	59	98.3	91
Career	26-0	21	32	65.6	53	111	113	98.2	174



# 18

## TIM BYERLY

QB • R Jr. • 6-0 • 212  
Alpharetta, Ga. (Middle Tennessee State)

**2014 (Redshirt Junior):** Saw action in six games as backup quarterback ... Rushed 45 times for 204 yards and seven touchdowns, which is second-best on team ... Five of seven touchdowns were 1-yard runs ... Completed 9-of-13 passes (.692) and threw one touchdown pass ... Set career highs in rushing yards (87), carries (13) and longest rush (37 yards) while rushing for two touchdowns for third time in career at NC State (Nov. 8) ... Also went 2-for-2 passing and threw one touchdown pass at NC State ... Rushed for 32 yards vs. Virginia (Nov. 1) ... Carried seven times for 33 yards at Pitt (Oct. 25) ... Set career-highs in completions (seven), passing yards (125) and



# PLAYER PROFILES

longest completion (26 yards), caught 15-yard pass from B.J. Bostic and rushed for 30 yards and two touchdowns vs. Duke (Oct. 11) ... Rushed career-high 10 times for 21 yards and career-best two touchdowns at Tulane (Sept. 6) ... Rushed for one-yard touchdown vs. Georgia Southern (Sept. 13).

**2013 (Redshirt Sophomore):** Saw action in four games as No. 3 quarterback behind Vad Lee and Justin Thomas ... Attempted just four passes, completed one for three yards ... Rushed 18 times for 119 yards (6.6 yards per carry) and two touchdowns ... Rushed four times for 24 yards in first college game vs. Elon (Aug. 31) ... Had first career pass completion and rushed three times for 33 yards and touchdown at Miami (Oct. 5) ... Had career highs for rushing attempts (8) and rushing yards (52) to go with rushing TD vs. Alabama A&M (Nov. 23).

**2012 (Redshirt Freshman):** Sat out season as transfer ... Played on scout team ... Impressed coaches with passing ability.

**2011 (True Freshman):** Was true freshman at Middle Tennessee State and redshirted season.

**High School:** Named *Atlanta Journal-Constitution's* All-Classification Player of the Year and first team all-state ... Voted 2010 Atlanta North Forsyth/Fulton TD Club Offensive Player of the Year ... 2010 ESPN/Rise finalist for Mr. Football USA ... Owns school career records in passing yards (3,987), touchdown passes (44), rushing touchdowns by quarterback (37), and rushing yards by QB (2,385) ... Led Chattahoochee to 2010 Class AAAA state championship and 15-0 record after completing 170 of 249 passes for 2,664 yards and 30 touchdowns (only two interceptions) ... Rushed for 1,509 yards (6.7 yds/carry) and 21 touchdowns to become first player in school history to pass and rush for more than 1,000 yards in same season ... In state title game against Starr's Mill, he passed for 112 yards and rushed for 108 yards ... As junior, he threw for 1,322 yards and 13 touchdowns while adding 1,149 yards and 17 scores on ground ... Named North Fulton Offensive Player of the Year in 2009 ... Lettered in football and wrestling ... Played for Coach Terry Crowder.

**Personal:** Full name is Timothy Joseph Byerly ... Parents are Don and Julie Byerly ... Born on Nov. 15, 1992 ... Majoring in business administration.

## CAREER HIGHS

**Pass Attempts:** 10, twice – last vs. Duke, Oct. 11, 2014  
**Pass Completions:** 7 vs. Duke, Oct. 11, 2014  
**Passing Yards:** 125 vs. Duke, Oct. 11, 2014  
**Passing TDs:** 1 at NC State, Nov. 8, 2014  
**Longest Completion:** 30 vs. Duke, Oct. 11, 2014  
**Rushing Attempts:** 13 at NC State, Nov. 8, 2014  
**Rushing Yards:** 87 at NC State, Nov. 8, 2014  
**Rushing TDs:** 2, three times – last at NC State, Nov. 8, 2014  
**Longest Rush:** 37 at NC State, Nov. 8, 2014

## BYERLY CAREER STATISTICS

### PASSING

YEAR	G-GS	CMP	ATT	YDS	PCT	TD	INT	LG
2013	4-0	1	4	3	25.0	0	0	3
2014	6-0	9	13	148	69.2	1	0	30
<b>Career</b>	<b>10-0</b>	<b>10</b>	<b>17</b>	<b>58.8</b>	<b>58.8</b>	<b>1</b>	<b>0</b>	<b>30</b>

### RUSHING

YEAR	G-GS	ATT	YDS	AVG	TD	LG
2013	4-0	18	119	6.6	2	22
2014	6-0	45	204	4.5	7	37
<b>Career</b>	<b>10-0</b>	<b>63</b>	<b>323</b>	<b>5.1</b>	<b>9</b>	<b>37</b>



# 53 BRYAN CHAMBERLAIN

**OL • R.Jr. • 6-4 • 295**  
**Albany, Ga. (Monroe HS)**

**2014 (Redshirt Junior):** Started in 12 games ... Missed Duke game due to injury ... Part of Tech's offensive line that allowed just 0.77 sacks per game (1st in ACC, tied

for third nationally) ... Tech ranked first in ACC and third nationally in rushing offense ... Honorable mention All-ACC by ACSMA.

**2013 (Redshirt Sophomore):** Played in 12 games and started seven times at right tackle ... Seven starts came in first seven games of season ... Remained top back-up second half of year... Part of offensive line that allowed just over one sack per game (1st in ACC, tied for ninth nationally) ... Helped offense rank sixth nationally in rushing.

**2012 (Redshirt Freshman):** Played in all 14 games ... Made one start – vs. Presbyterian (Sept. 8) ... Helped offense break school records for total rushing yards and total offense yards.

**2011 (True Freshman):** Redshirted, did not play.

**High School:** Monroe HS ... Played three seasons under coach Charles Truitt ... Served one year as team captain ... Saw action at offensive guard and tackle, and defensive tackle and end ... Named all-region and all-metro ... Played in Georgia-Florida High School All-Star Game ... Also played two seasons of basketball at center.

**Personal:** Full name is Bryan Leonard Chamberlain ... Parents are Frederick and Tanya ... Born in Albany, Ga., on Aug. 15, 1993 ... Has one sibling, Brandi ... Previously lived in Winter Haven, Fla. ... Enjoys playing basketball and fishing ... Began playing football in 10th grade ... Majoring in history, technology & society.



# 51 ANDREW CHAU

**PK • R.Jr. • 5-10 • 185**  
**Griffin, Ga. (Pike County HS)**

**2014 (Redshirt Junior):** Has not played.

**2013 (Redshirt Sophomore):** Saw action against Alabama A&M (Nov. 23) ... Was perfect 4-of-4 on PATs in collegiate debut.

**2012 (Redshirt Freshman):** Did not see game action.

**2011 (True Freshman):** Redshirted, did not play.

**High School:** Pike County HS ... Lettered three seasons in football for coach John McMillan ... Selected all-state as kicker in 2010 ... Was all-region as punter in 2009 ... Set school record with 52-yard field goal in 2008 ... Kicked game-winning field goal in overtime vs. Greene County ... Played three seasons of soccer and one season of tennis.

**Personal:** Full name is Andrew Phillip Chau ... Parents are Vu Chau and SuLien Petty ... Born in Griffin, Ga., on Dec. 17, 1992 ... Has one older brother, Jeff ... Majoring in industrial engineering ... Began playing football in seventh grade.

## CAREER HIGHS

**PATs Made:** 4 vs. Alabama A&M, Nov. 23, 2013  
**Points Scored:** 4 vs. Alabama A&M, Nov. 23, 2013

## CHAU CAREER STATISTICS

### SCORING

YEAR	G-GS	FGM	FGA	PCT	LG	XPM	XPA	PCT	PTS
2012	0-0	0	0	0.0	0	0	0	0.0	0
2013	1-0	0	0	0.0	0	4	4	100.0	4
2014	0-0	0	0	0.0	0	0	0	0.0	0
<b>Career</b>	<b>1-0</b>	<b>0</b>	<b>0</b>	<b>0.0</b>	<b>0</b>	<b>4</b>	<b>4</b>	<b>100.0</b>	<b>4</b>

## PLAYER PROFILES



### 39 CHAZ CHEEKS

DE • R Jr. • 6-4 • 219  
Gainesville, Ga. (East Hall HS)

**2014 (Redshirt Junior):** Played in seven games ... Recorded career-first pass break-up of career at Tulane (Sept. 6).


**2013 (Redshirt Sophomore):** Saw action in five games – vs. Elon, Virginia Tech, Miami, BYU and Alabama A&M ... Recorded half-tackle for loss in win over Alabama A&M (Nov. 23).

**2012 (Redshirt Freshman):** Did not see game action ... Was key part of scout team.

**2011 (True Freshman):** Redshirted, did not play.

**High School:** East Hall HS ... Played for coach Brian Gray ... Played linebacker and running back ... Earned four varsity letters and served one year as team captain ... Had 58 tackles, 10 tackles for loss, 16 quarterback hurries and eight sacks while playing defensive end as junior ... Earned three stars by both *Rivals* and *Scout* ... Earned all-state, all-area and all-district honors ... Also played three seasons of basketball.

**Personal:** First name is Chazarea, but goes by Chaz ... Parents are Wade Cheeks and Sharon Robinson ... Born Jan. 13, 1993, in Gainesville, Ga. ... Has one sibling, Sha Carson ... Majoring in business administration.



### 34 MATT CONNORS

BB • RSr. • 6-0 • 205  
Alpharetta, Ga. (Marist School)

**2014 (Redshirt Senior):** Played in all 13 games ... Named Special Teams Player of the Year at team's end-of-year banquet ... Rushed 21 times for 113 yards and two touchdowns ... Blocked one punt ... Returned one kickoff for 18 yards at Georgia (Nov. 29) ... Rushed 11 times for 46 yards and one touchdown at NC State (Nov. 8) ... Had four carries for seven yards vs. Virginia (Nov. 1) ... Rushed for career-high 56 yards and one touchdown at Pitt (Oct. 25) ... Had one tackle at North Carolina (Oct. 18) ... Saw action against Miami (Oct. 4) ... Returned kickoff for eight yards at Virginia Tech (Sept. 20) ... Saw action vs. Georgia Southern (Sept. 13) ... Blocked career-first punt and had one punt return for six yards at Tulane (Sept. 6) ... Rushed one time for four yards against Wofford (Aug. 30) in season opener.

**2013 (Redshirt Junior):** Played in all 13 games ... Had 16 rushing attempts for 102 yards (6.4 yards per attempt) ... Rushed for two touchdowns ... Had one reception for three yards ... Recorded two special teams tackles ... Had five rushing attempts for 17 yards in season opener vs. Elon (Aug. 31) ... Caught pass for three yards at Miami (Oct. 5) ... Had career-long 55-yard carry at BYU (Oct. 12) ... Rushed for two touchdowns vs. Alabama A&M (Nov. 23).

**2012 (Redshirt Sophomore):** Saw action in 12 games, including each of last 10 games of season ... Had seven rushing attempts for 51 yards and two touchdowns ... Averaged 7.3 yards per carry and had long run of 32 yards ... Rushed two times for modest five yards and career-first touchdown vs. Presbyterian (Sept. 8) ... Breakout game came in win over Virginia (Sept. 15) ... Carried four times for 43 yards and touchdown against Cavaliers.

**2011 (Redshirt Freshman):** Saw action in one game – vs. Kansas ... Had one rushing attempt for 12 yards.

**2010 (True Freshman):** Redshirted, did not play.

**High School:** Marist School ... Earned three varsity letters in football playing for coach Alan Chadwick ... Played fullback and linebacker ... Served as team captain as senior ... Led Marist to state championship game and regional 6-AAAA title in 2008 ... Two-time all-regional running back in 2008 and 2009 ... Named All-Dekalb County

in 2009 ... Selected to play in Dekalb County all-star game ... Named team's most valuable back ... Left school as fourth-leading rusher in Marist history ... Served as member of Student-Athlete Advisory Board ... Also ran track one year ... Track coach was Antonio McKay, former Georgia Tech great and Olympian.

**Personal:** Full name is Matthew Robert Connors ... Born April 21, 1992 ... Parents are Paul and Peggy ... Paul played football at Harvard from 1981-85 ... Brother, Paul, attends University of Georgia and plays on Bulldogs' club hockey team ... Chose Georgia Tech for excellence in academics and football, and proximity to family ... Majoring in business administration.

#### CAREER HIGHS

**Rushing Attempts:** 11 at NC State, Nov. 8, 2014  
**Rushing Yards:** 56 at Pitt, Oct. 25, 2014  
**Rushing Touchdowns:** 2 vs. Alabama A&M, Nov. 23, 2013  
**Longest Rush:** 55 vs. BYU, Oct. 12, 2013  
**Receptions:** 1 vs. Miami, Oct. 5, 2013  
**Receiving Yards:** 3 vs. Miami, Oct. 5, 2013  
**Blocked Punts:** 1 at Tulane, Sept. 6, 2014  
**Punt Returns:** 1 at Tulane, Sept. 6, 2014  
**Punt Return Yards:** 6 at Tulane, Sept. 6, 2014

#### CONNORS CAREER STATISTICS

RUSHING						
YEAR	G-GS	ATT	YDS	AVG	TD	LG
2010 – Did not play (Redshirted)						
2011	1-0	1	12	12.0	0	12
2012	12-0	7	51	7.3	2	32
2013	13-0	16	102	6.4	2	55
2014	13-0	21	113	5.4	2	25
<b>Career</b>	<b>39-0</b>	<b>45</b>	<b>278</b>	<b>6.2</b>	<b>6</b>	<b>55</b>



### 40 P.J. DAVIS

LB • So. • 5-11 • 218  
Cairo, Ga. (Cairo HS)

**2014 ALL-ACC, HONORABLE MENTION (ACSMA)**

**2014 (Sophomore)** Started in all 13 games this season and leads defense with 108 tackles, including team-high 75 solo tackles ... Named honorable mention All-ACC by media ... Had 8.0 tackles for loss, 4.0 sacks, one interception which was returned for touchdown and forced three fumbles ... Named ACC Linebacker of the Week twice (Sept. 22 and Nov. 12) ... Led defense with 11 tackles, including seven solo, vs. Florida State in the ACC Championship game (Dec. 6) ... Recorded seven tackles at Georgia (Nov. 29) ... Totaled team-high 13 tackles, including half-sack for loss of five yards, vs. Clemson (Nov. 15) ... Led defense with nine tackles, including half TFL, at NC State (Nov. 8) ... Recorded five solo tackles, including sack for loss of 10 yards, and forced fumble vs. Virginia (Nov. 1) ... Tallied six tackles, including three for loss of 10 yards and one sack, forced two fumbles and had one quarterback hurry at Pitt (Oct. 25) ... Had career-high and team-best 14 tackles, including 11 solo and half-sack for loss of one yard, at North Carolina (Oct. 18) ... Recorded eight tackles, including six solo and one tackle for loss of one yard, vs. Duke (Oct. 11) ... Registered nine tackles, which included one sack for loss of six yards, vs. Miami (Oct. 4) ... Named ACC Linebacker of the Week after returning career-first interception for touchdown (41 yards) and recording nine tackles at Virginia Tech (Sept. 20) ... Recorded seven tackles vs. Georgia Southern (Sept. 13) ... Tallied five solo tackles, leading defense, at Tulane (Sept. 6) ... Recorded five solo tackles in season opener against Wofford (Aug. 30).

**2013 (True Freshman):** Played in all 13 games and made one start ... Ranked eighth on team, first among non-starters, with 41 tackles ... Had 35 solo tackles, 5.0 tackles for loss, 1.0 sacks and one fumble recovery ... Had six tackles, four solo tackles and tackle for loss in collegiate debut vs. Elon (Aug. 31) ... Made first career start vs. Virginia Tech (Sept. 26) and responded with four tackles, three solo



# PLAYER PROFILES

tackles and career-high 2.0 tackles for loss ... Recovered fumble at Miami (Oct. 5) ... Registered six tackles, all of them solos, and had tackle for loss at Clemson (Nov. 14) ... Recorded five solo tackles and first career sack vs. Alabama A&M (Nov. 23).

**High School:** Cairo HS, 2013 ... Rushed for more than 1,000 yards and had more than 100 tackles in 2012 as senior ... Played four seasons of football, including two as team captain ... Also played baseball and basketball ... Helped lead Cairo to regional championships in 2010, 2011 and 2012 ... Was Region Player of the Year ... Named all-state and was three-time all-region selection ... Holds school record for single-season tackles (138).

**Personal:** Full name is Paul Davis Jr. ... Likes to be called "PJ" ... Parents are Paul Sr. and Yolanda Davis ... Born Jan. 22, 1995, in Cairo, Ga. ... Has three siblings – Dominique, Diamond, and Booker ... Related to NFL player Benny Sapp ... Chose Georgia Tech because of academics, proximity to hometown, and coaching staff ... Majoring in business administration.


## CAREER HIGHS

**Tackles:** 14, at North Carolina, Oct. 18, 2014  
**TFL:** 3.0 at Pitt, Oct. 25, 2014  
**Sacks:** 1.0, four times – last vs. Virginia, Nov. 1, 2014  
**Pass Break-Ups:** 1 vs. Elon, Aug. 31, 2013  
**Forced Fumbles:** 2, at Pitt, Oct. 25, 2014  
**Fumble Recoveries:** 1 at Miami, Oct. 5, 2013  
**Interceptions:** 1, at Virginia Tech, Sept. 20, 2014

## DAVIS CAREER STATISTICS

### DEFENSIVE

YEAR	G-GS	UT	AT	TT	TFL-YDS	QBS-YDS	FF/FR	PBU	INT-YDS
2013	13-1	35	6	41	5.0-16	1.0-6	0/1	1	0-0
2014	13-13	75	33	108	8.0-36	4.0-25	3/0	0	1-41
Career	26-14	110	39	149	13.0-52	5.0-31	3/1	1	1-41



# 10 SYNJYN DAYS

AB • RSr. • 6-2 • 231  
 Marietta, Ga. (Hillgrove HS)

2014 ALL-ACC, HONORABLE MENTION (AC SMA, coaches)

Transitioned into B-back position prior to 2014 season ... Moved into starting role at A-back midway through 2013 season ... Played quarterback first three seasons in program ... Made move to A-back prior to start of 2012 season.

**2014 (Redshirt Senior):** Played in all 13 games, starting final six games of the season ... Rushed 136 times for 753 yards (5.5 yards per carry) and six touchdowns ... Named All-ACC honorable mention by media and coaches ... 753 rushing yards and six touchdowns rank third on team ... Recorded three 100-yard rushing games ... Had three receptions for 33 yards with one touchdown ... Had 19 rushing attempts for 67 yards and three touchdowns and one 10-yard reception vs. Florida State in ACC Championship Game (Dec. 6) ... Rushed for 94 yards on 16 carries at Georgia (Nov. 29) ... Carried 20 times for 89 yards vs. Clemson (Nov. 15) and became 45th player in school history to reach 1,000 career rushing yards ... Had third-straight 100-yard rushing game with career-high 157 yards and one touchdown at NC State (Nov. 8) ... Registered 147 rushing yards and scored two touchdowns (one rushing, one receiving) vs. Virginia (Nov. 1) ... Recorded career-first 100-yard rushing game with 110 yards at Pitt (Oct. 25) ... Started in place of injured Zach Laskey at Pitt ... Rushed three times for 25 yards at North Carolina (Oct. 18) ... Recorded one rush for one yard vs. Duke (Oct. 11) ... Had three rushing attempts for 19 yards vs. Miami (Oct. 4) ... Recorded one carry for six yards at Virginia Tech (Sept. 20) ... Rushed twice for 12 yards vs. Georgia Southern (Sept. 13) ... Had one rush for three yards at Tulane (Sept. 6) ... Carried five times for 23 yards and one touchdown in season opener vs. Wofford (Aug. 30) ... Graduated from Georgia Tech in December with bachelor's degree in science, technology & culture.

**2013 (Redshirt Junior):** Played in all 13 games and started final seven games of season ... Rushed 27 times for 93 yards and four touchdowns ... Had four receptions for 48 yards ... Had five rushing attempts for 14 yards at Duke (Sept. 14) ... Rushed for touchdown vs. Syracuse (Oct. 19) ... Had rushing TD at Clemson (Nov. 14) ... Had two rushing touchdowns and was team offensive MVP vs. Alabama A&M (Nov. 23) ... Had two receptions for 26 yards vs. Georgia (Nov. 30) ... Had four carries for 24 yards and hauled in 17-yard reception vs. Ole Miss in Music City Bowl (Dec. 30).

**2012 (Redshirt Sophomore):** Played in all 14 games as back-up at A-back and member of special teams ... Rushed 23 times for 142 yards and one touchdown ... Averaged 6.2 yards per carry ... Rushed five times for 21 yards and touchdown vs. Presbyterian (Sept. 8) ... Showed A-back potential at Maryland (Nov. 3) when rushing six times for 66 yards, including long run of 41 yards ... Carried five times for 35 yards, including run of 25 yards, at Georgia (Nov. 30) ... Had rushing attempts in both postseason games.

**2011 (Redshirt Freshman):** Saw action in six games as top back-up to starter Tevin Washington ... Averaged 4.9 yards per carry and rushed for four touchdowns ... Completed 8-of-12 passes for 198 yards ... Recorded 435 yards of total offense ... Had impressive career debut in season opener vs. Western Carolina (Sept. 1) ... Rushed 14 times for 55 yards with touchdown and completed all three passes for 94 yards, including long of 66 yards ... Had then-career highs for rushing attempts (15), rushing yards (91) and rushing touchdowns (2) at Middle Tennessee State (Sept. 10) ... Rushed nine times for 68 yards and TD in win over Kansas (Sept. 17) ... Played against rival Georgia (Nov. 26) and rushed six times for 17 yards while completing 3-of-5 passes for 78 yards.

**2010 (True Freshman):** Redshirted, did not play.

**High School:** Hillgrove HS ... Rated 72nd-best prospect in Georgia (*Rivals*) ... Rated 69th-best prospect in Georgia (*Superprep*) ... Rated 43rd on *AJC* Fab 50 list ... Three-time all-county and all-region selection ... Two-time all-state performer ... Played in Cobb County Senior Bowl where he ran for 60-yard touchdown ... Scored five touchdowns in game two times ... Rushed for 75 touchdowns and threw for 30 TDs during high school career ... Played four seasons of football ... Also played one season of basketball and ran track for one season ... Led football team to second round of state playoffs ... As junior in 2008, threw for 800 yards and eight touchdowns ... Rushed for 1,050 yards while scoring 16 touchdowns.

**Personal:** Given name is Synjyn Skky Days ... Has two siblings – brother, Jabari Hunt-Days, and sister, Dhima Days ... Son of Calvin and Paula ... Born Oct. 9, 1991, in Orlando ... Majoring in literature, media and communication.

## CAREER HIGHS

**Rushing Attempts:** 24 vs. Virginia, Nov. 1, 2014  
**Yards Rushing:** 157 at NC State, Nov. 8, 2014  
**TD Rushing:** 3 vs. Florida State, Dec. 6, 2014  
**Long Rush:** 53 at NC State, Nov. 8, 2014  
**Pass Attempts:** 5 vs. Georgia, Nov. 26, 2011  
**Pass Completions:** 3, twice, last vs. vs. Georgia, Nov. 26, 2011  
**Yards Passing:** 94 vs. Western Carolina, Sept. 1, 2011  
**Long Pass:** 66 vs. Western Carolina, Sept. 1, 2011  
**Total Offense Yards:** 149 vs. Western Carolina, Sept. 1, 2011  
**Receptions:** 2 vs. Georgia, Nov. 30, 2013  
**Receiving Yards:** 26 vs. Georgia, Nov. 30, 2013  
**Receiving TD:** 1, vs. Virginia, Nov. 1, 2014  
**Longest Reception:** 18 vs. Georgia, Nov. 30, 2013

## DAYS CAREER STATISTICS

### RUSHING

YEAR	G-GS	ATT	YDS	AVG	TD	LG
2010	Did not play (Redshirted)					
2011	6-0	48	237	4.9	4	30
2012	14-0	23	142	6.2	1	41
2013	13-7	27	93	3.4	4	14
2014	13-6	136	753	5.5	6	53
Career	46-13	234	1,225	5.2	15	53

## PLAYER PROFILES



### 16 COREY DENNIS

WR • Sr. • 6-2 • 210  
Troy, Ala. (Charles Henderson HS)

**2014 (Senior):** Played in all 13 games ... Recorded career-first reception for seven yards at NC State (Nov. 8) ... Graduated from Georgia Tech in December with bachelor's degree in management.


**2013 (Junior):** Played in all 13 games and started first three games ... Did not record reception but was solid as blocker on perimeter.

**2012 (Sophomore):** Played in all 14 games, primarily on special teams and as back-up wide receiver ... Did not have any receptions but learned position and improved blocking skills ... Had tackles against Presbyterian (Sept. 8) and in ACC Championship Game vs. Florida State (Dec. 1).

**2011 (True Freshman):** Played in all 13 games, seeing most action on special teams ... Had one punt return for seven yards ... Recorded seven tackles (five solos) ... Recorded two solo tackles at Middle Tennessee State (Sept. 10) ... Had two tackles vs. Kansas (Sept. 17) ... Only punt return came in key home win over North Carolina (Sept. 24).

**High School:** Charles Henderson HS ... *Dothan Eagle* Super 12 selection ... Played quarterback in 2010 after playing wide receiver in 2008 and 2009 ... Threw for 1,170 yards and rushed for 1,444 yards as senior ... Played for coach Hugh Fountain ... Earned four letters and served one year as team captain ... Owns school record for career rushing touchdowns ... First QB in school history to rush and pass for 1,000 yards ... Also ran track for four years.

**Personal:** Full name is Corey Michael Dennis ... Parents are Steve and Lisa Dennis ... Steve is former athletic director at Troy University ... Steve played at Georgia from 1974-78 ... Has three siblings – Chris, Cale and Allison – Chris is student assistant coach for Troy ... Born July 25, 1992, in Auburn, Ala.



### 71 SHAMIRE DEVINE

OL • RFr. • 6-7 • 365  
Atlanta, Ga. (Tri-Cities HS)

**2014 (Redshirt Freshman):** Played in 12 games ... Missed Clemson game due to injury ... Aided Tech's offensive line in allowing just 0.77 sacks per game (1st in ACC, tied for third nationally) ... Tech ranked first in ACC and third nationally in rushing offense.

**2013 (True Freshman):** Redshirted, did not play.

**High School:** Tri-Cities HS, 2013 ... Played four seasons for coach Kenneth Miller ... Participated in Nike's *The Opening* for top high school football players in nation ... Served one year as team captain ... earned all-area honors ... Named 65th-best prospect overall in Southeast by *Scout* ... *Prepstar* All-American ... Named to *Atlanta Journal-Constitution's* "Super 75" ... Considered by many as Georgia's top offensive line prospect ... Won MVP honors at Atlanta Nike camp ... Good student with high GPA.

**Personal:** Full name is Shamire Dakwon Devine ... Mother is Leesha Devine ... Born June 9, 1994, in Willingboro, N.J. ... Has two younger siblings ... Chose Georgia Tech because of school/academics, football program and potential for good career ... Enjoys video games and cartoons ... Began playing football at very young age when "my mom made me" ... Majoring in computer engineering.



### 8 STEP DURHAM

DB • Fr. • 5-11 • 188  
Jacksonville, Fla. (Atlantic Coast HS)

**2014 (True Freshman):** Played in seven games ... Had two solo tackles and broke up pass ... Had one solo tackle against Virginia (Nov. 1) ... Recorded career-first tackle at Tulane (Sept. 6) ... Had one pass break up in collegiate debut against Wofford (Aug. 30).

**High School:** Atlantic Coast HS, December 2013 ... Played under coach Kevin Sullivan... Earned four varsity letters and served three years as team captain... Was first freshman in school history to start for varsity team... Considered highest-ranked prospect in Atlantic Coast HS history ... Earned 2014 USMC All-American honors... Named all-region and all-district... Named to 2013 *Jacksonville Times-Union* Super 11... Four-star recruit by *Rivals*... No. 23-ranked player at position and 46th-ranked prospect in Florida... Played on school's basketball and track teams as freshman... Made National Honor Society.

**Personal:** Full name is Stepheny Durham IV ... Goes by "Step" ... Parents are Stepheny and Willa Durham ... Born June 10, 1995, in Jacksonville, Fla. ... Has three siblings – Tiesha, Ceteria and Cherish ... Cousin is LeRoy Butler, former Florida State and Green Bay Packers standout ... Began playing football at age 5 ... Says biggest athletic accomplishment was verbally committing to Georgia Tech on June 8, 2013 ... Chose Georgia Tech because of education, location and football program ... Majoring in business administration.



### 42 KeSHUN FREEMAN

DE • Fr. • 6-11 • 236  
LaGrange, Ga. (Callaway HS)

2014 TRUE FRESHMAN ALL-AMERICAN (*247Sports*, ESPN, *USA TODAY*)  
2014 ALL-ACC, HONORABLE MENTION (ACSMMA)

**2014 (True Freshman):** Named All-ACC honorable mention by media ... Named to 2014 True Freshman All-America Team by *247Sports*, ESPN and *USA TODAY* ... Played in all 13 games, starting 11 consecutive times ... Leads all defensive linemen with 51 tackles, including 35 solo ... Leads defense with 9.0 tackles for loss and 4.5 sacks ... Forced and recovered fumble ... Blocked one punt ... Registered five tackles, including three solo, vs. Florida State in ACC Championship game (Dec. 6) ... Had five tackles, including one sack for loss of seven yards, at Georgia (Nov. 29) ... Recorded three tackles vs. Clemson (Nov. 12) ... Tallied four tackles at NC State (Nov. 8) ... Had five tackles, including one sack for loss of six yards, forced fumble, had one pass break up and blocked punt vs. Virginia (Nov. 1) ... Recorded three solo tackles at Pitt (Oct. 25) ... Registered four tackles, including two for loss of three yards, and had one QB hurry at North Carolina (Oct. 18) ... Set career-high with six solo tackles, including one for loss of two yards, vs. Duke (Oct. 11) ... Registered one tackle for loss of three yards vs. Miami (Oct. 4) ... Had five tackles, including one for loss of four yards and 0.5 sacks for loss of four yards, and had quarterback hurry at Virginia Tech (Sept. 20) ... Tallied four tackles and recovered fumble late in fourth quarter that set up Tech's game-winning drive in career-first start vs. Georgia Southern (Sept. 13) ... Had two tackles, including career-first sack for loss of three yards, at Tulane (Sept. 6) ... Recorded four tackles, including one for loss of seven yards, in college debut against Wofford (Aug. 30).

**High School:** Callaway HS, December 2013 ... Played four seasons of football for coach Pete Wiggins ... Ran one season of track ... Played inside linebacker and defensive end ... Served two years as team captain ... Led Callaway to regional





## PLAYER PROFILES

championships in 2012 and 2013 ... Named 2012 Region 4AAA Player of the Year ... Earned all-regional honors in 2011 ... Recorded 153 tackles, 13 tackles for loss, four forced fumbles, three sacks and three blocked kicks as senior ... Led team to 12-2 record in 2013 ... Three-star recruit by *Rivals* ... Ranked No. 29 at position and No. 54 in Georgia ... Graduated in top five percent of class ... Was crowned Mr. Callaway High School based on academics and behavior.

**Personal:** Full name is KeShun Jamal Freeman ... Born Nov. 10, 1995, in LaGrange, Ga. ... Parents are Charles and Keisha ... Has four younger siblings – Michael, Jacob, Jalanda and Landon ... Cousin Justin Woodard played football at Ball State ... Pondering career in anesthesiology ... Chose Georgia Tech because of academics, location and because “it will challenge me to think” ... Began playing football at age 8 ... Majoring in chemistry.


### CAREER HIGHS

**Tackles:** 6, vs. Duke, Oct. 11, 2014  
**Solo tackles:** 6, vs. Duke, Oct. 11, 2014  
**Tackles For Loss:** 2 at North Carolina, Oct. 18, 2014  
**Fumble Recoveries:** 1 vs. Georgia Southern, Sept. 13, 2014  
**Forced Fumbles:** 1 vs. Virginia, Nov. 1, 2014  
**Sacks:** 1, three times – last at Georgia (Nov. 29)  
**Pass Break-Ups:** 1 vs. Virginia, Nov. 1, 2014  
**Blocks:** 1 vs. Virginia, Nov. 1, 2014 (punt)  
**QB Hurries:** 1 at North Carolina, Oct. 18, 2014

### FREEMAN CAREER STATISTICS

#### DEFENSIVE

YEAR	G-GS	UT	AT	TT	TFL-YDS	QBS-YDS	FF/FR	PBU	INT-YDS
2014	13-11	35	16	51	9.0-35	4.5-23	1/1	1	0-0
Career	13-11	35	16	51	9.0-35	4.5-23	1/1	1	0-0



79

## EASON FROMAYAN

OL • RFr. • 6-4 • 290  
Alpharetta, Ga. (TCU)

**2014 (Redshirt Freshman):** Played in 12 games this season ... Made career-first start vs. Duke (Oct. 11) for injured Bryan Chamberlain ... Tech's offensive line allowed just 0.77 sacks per game (1st in ACC, tied for third nationally) ... Tech ranked first in ACC and third nationally in rushing offense.

**2013 (True Freshman):** Redshirted in first season at TCU, did not play.

**High School:** Rated by *Scout.com* as No. 11 offensive tackle in Georgia and No. 90 nationally at position ... First-team Class 6A All-State selection by *Atlanta Journal-Constitution* ... Named to Region 5-6A First Team as senior ... Honorable Mention all-district and all-region junior year ... Father, Edwin, was four-year letterman (1988-91) in basketball at TCU.



91

## PATRICK GAMBLE

DL • RSo. • 6-5 • 286  
Carrollton, Ga. (Central Carroll HS)

**2014 (Redshirt Sophomore):** Played in all 13 games and started in four games, including last three ... Has 23 tackles, including 14 solo and 1.5 tackles for loss ... Broke up one pass and recovered fumble ... Registered two tackles vs. Florida State in ACC Championship Game (Dec. 6) ... Tallied two tackles at Georgia (Nov. 29) ... Had three tackles vs. Clemson (Nov. 15) ... Recorded three tackles at NC State (Nov. 8) ... Made career-first start and tallied two solo tackles and PBU vs. Virginia (Nov. 1)

... Registered one solo tackle vs. Duke (Oct. 11) ... Notched one solo tackle vs. Miami (Oct. 4) ... Had two tackles, including half-tackle for loss, at Virginia Tech (Sept. 20) ... Made one solo tackle vs. Georgia Southern (Sept. 13) ... Registered two tackles at Tulane (Sept. 6) ... Made career-high four tackles, including one for loss of five yards, and forced fumble against Wofford (Aug. 30).

**2013 (Redshirt Freshman):** Played in eight games ... Recorded six tackles including half-tackle for loss ... Came off bench to record tackle in each of first two games of college career ... Registered career-high three tackles, including two solo tackles and half-tackle for loss vs. Alabama A&M (Nov. 23).

**2012 (True Freshman):** Redshirted, did not play ... Named Defensive Scout Team Player of the Year.

**High School:** Central Carroll HS ... Played for head coach Grant Chestnut ... Was No. 26-rated defensive tackle in country last summer ... Three-time all-region 6AAA pick ... Also earned all-region honors in basketball ... Played Georgia North-South All-Star game ... Rated with three stars by *Rivals* and *Scout*.

**Personal:** Full name is Patrick Ieshun Gamble ... Born Feb. 2, 1994 ... Son of Curtis and Charonda Person ... “(Tech) is a good combination of academics and athletics. I think a degree from Georgia Tech will carry a lot of weight,” Gamble said ... Has been playing football since age 6 ... Made Dean's List in fall of 2012 ... Majoring in literature, media and communication.

### CAREER HIGHS

**Tackles:** 4 vs. Wofford, Aug. 30, 2014  
**Solo Tackles:** 4 vs. Wofford, Aug. 30, 2014  
**Tackles for Loss:** 1.0 vs. Wofford, Aug. 30, 2014  
**Pass Break-Ups:** 1 vs. Virginia, Nov. 1, 2014  
**Forced fumbles:** 1 vs. Wofford, Aug. 30, 2014

### GAMBLE CAREER STATISTICS

#### DEFENSIVE

YEAR	G-GS	UT	AT	TT	TFL-YDS	QBS-YDS	FF/FR	PBU	INT-YDS
2012 – Did Not Play (Redshirted)									
2013	8-0	3	3	6	0.5-2	0.0-0	0/0	0	0-0
2014	13-4	14	9	23	1.5-5	0.0-0	1/0	1	0-0
Career	21-4	17	12	29	2.0-7	0.0-0	1/0	1	0-0



94

## ADRIAN GARDNER

DE • RJr. • 6-2 • 279  
Dawson, Ga. (Terrell County HS)

**2014 (Redshirt Junior):** Saw action in nine games ... Has not recorded any stats.

**2013 (Redshirt Sophomore):** Saw action in three games (vs. Elon, Syracuse and Alabama A&M) ... Recorded tackle in the season opener against Elon (Aug. 31).

**2012 (Redshirt Freshman):** Saw action in one game vs. Presbyterian (Sept. 8) ... Made one tackle against Blue Hose ... Was consistent performer on scout team.

**2011 (True Freshman):** Redshirted, did not play.

**High School:** Terrell County HS ... Played four years of football for coach William Huff ... Served two years as team captain ... Played on both offensive and defensive lines ... Wendy's High School Heisman Scholar ... Named to all-region academic team ... Also ran track and played basketball ... Set school record in shot put.

**Personal:** Given name is Adrian Shondell Gardner ... Parents are John and Gwendolyn ... Born March 11, 1993, in Albany, Ga. ... Has three siblings – Trenton, Jermonica, and Torrance ... Cousin, Thomas Davis, played with Carolina Panthers ... Majoring in science, technology and culture.

## PLAYER PROFILES



4

### JAMAL GOLDEN

DB • R.Jr. • 6-0 • 193

Wetumpka, Ala. (Wetumpka HS)

2014 ALL-ACC, THIRD TEAM (ACSMA, coaches)

2014 ALL-ACC, HONORABLE MENTION – SPECIALIST (ACSMA)

**2014 (Redshirt Junior):** Played in 13 games, starting 11 ... Had 53 tackles, including 36 solo, which ranks sixth on defense ... Has team-high four interceptions, including one for touchdown, forced two fumbles and broke up three passes ... Tied career high with seven tackles, broke up pass and returned three kickoffs for 45 yards vs. Florida State in ACC Championship Game (Dec. 6) ... Recorded three tackles, including one for loss of one yard, and returned two kickoffs for 20 yards at Georgia (Nov. 29) ... Returned interception 85 yards for touchdown and registered five tackles vs. Clemson (Nov. 15) ... Returned three punts for 17 yards and one kickoff for 26 yards while recording four tackles at NC State (Nov. 8) ... Returned two kickoffs for 35 yards, had one interception and two solo tackles vs. Virginia (Nov. 1) ... Recorded five tackles and forced fumble at Pitt (Oct. 25) ... Had career-high seven tackles, recorded second interception of season and returned two kickoffs for 43 yards at North Carolina (Oct. 18) ... Returned two kicks for 119 yards, including long of 68 yards, and had one solo tackle vs. Duke (Oct. 11) ... Recorded interception in Miami's end zone with 1:11 left in game and tallied four solo tackles and one pass break-up vs. Miami (Oct. 4) ... Had six tackles and returned one kickoff for 21 yards at Virginia Tech (Sept. 20) ... Had six tackles, including two tackles for loss of seven yards, forced fumble late in fourth quarter that set up Tech's game-winning drive and returned two kickoffs for 36 yards vs. Georgia Southern (Sept. 13) ... Notched two solo tackles and returned two kickoffs for 51 yards at Tulane (Sept. 6) ... In first game back from missing last season due to injury, recorded one tackle, had five kick returns for 140 yards, including 40-yard return and two punt returns for 24 yards against Wofford (Aug. 30).

**2013 (Redshirt Sophomore):** Started first three games of the season ... Suffered season-ending shoulder injury in third game of season vs. North Carolina (Sept. 21) ... Recorded 12 tackles (eight solo tackles) and forced fumble in those three games ... Also managed 151 yards on returns ... Had five tackles, four solo tackles and recovered fumble in season opener vs. Elon (Aug. 31) ... Recorded three tackles, two kick returns for 44 yards and one 12-yard punt return at Duke (Sept. 14) ... Registered three solo tackles and three kickoff returns for 95 yards vs. North Carolina (Sept. 21).

**2012 (Sophomore):** Played in all 14 games and started at safety first five games of season ... Emerged as Tech's primary kick and punt returner by late September ... Produced 952 all-purpose yards even though he did not play snap on offense ... Ranked second on team in interceptions (3) for team-high 52 yards ... Also had 24 tackles, three pass break-ups and one forced fumble ... Ranked third in ACC in both punt return and kick return average ... Made career-first start in nationally-televized game at Virginia Tech (Sept. 3) and responded with six tackles and 21-yard kickoff return ... Made career-first interception five days later against Presbyterian (Sept. 8) ... Had punt returns of 56 and 28 yards vs. Miami (Sept. 22) ... Returned kickoff 97 yards for touchdown vs. BYU (Oct. 27) – Tech's first kick return for TD since Oct. 31, 1998 ... Had 174 yards total of five kickoff returns against Cougars ... Topped performance two weeks later at North Carolina, returning kick 100 yards for TD (Nov. 10) ... Had 261 all-purpose yards against Tar Heels ... Picked off pass against Duke (Nov. 17) ... Had two punt returns for 56 yards and recorded key interception against USC in Hyundai Sun Bowl (Dec. 31).

**2011 (True Freshman):** Played in 11 games ... Was top back-up in secondary, but most of action came on special teams ... Recorded eight tackles (6 solos) ... Also had one pass break-up ... Made career debut at Middle Tennessee State (Sept. 10) and had one tackle ... Recorded tackle vs. Kansas (Sept. 17) ... Had two tackles in key road win at NC State (Oct. 1) ... Also had tackles vs. Maryland, Virginia and Utah.

**High School:** Wetumpka HS ... Played four seasons, including three as team captain, for coach Chad Anderson ... Played cornerback, quarterback and was punt

and kick returner ... Led Indians to Class 6A area championship as senior ... Earned all-state, all-area and all-metro honors ... Named Alabama's Old Spice Player of the Year, Gatorade Player of the Year and Mr. Football in state of Alabama ... Produced 3,477 yards of total offense and 37 touchdowns ... Passed for 2,351 yards and 23 touchdowns ... Added 1,148 yards rushing and 14 touchdowns ... Also played four seasons of both basketball and baseball.

**Personal:** Full name is Javonta Jamal Golden ... Has older brother, Tavares ... Cousin, Reggie Golden, was selected in second round of 2010 Major League Baseball Draft by Chicago Cubs ... Born March 4, 1993, in Montgomery, Ala. ... Majoring in business administration.

#### CAREER HIGHS

**Tackles:** 7, twice – last time vs. Florida State, Dec. 6, 2014

**Tackles For Loss:** 2 vs. Georgia Southern, Sept. 13, 2014

**Forced Fumbles:** 1, four times – last time at Pitt, Oct. 25, 2014

**Pass Break-Ups:** 1, seven times

**Interceptions:** 1, seven times – last time vs. Clemson, Nov. 15, 2014

**Interception Return:** 85 vs. Clemson, Nov. 15, 2014

**Punt Returns:** 4 at Maryland, Nov. 3, 2012

**Punt Return Yards:** 84 vs. Miami, Sept. 22, 2012

**Long Punt Return:** 56, twice – last vs. USC, Dec. 31, 2012

**Kickoff Returns:** 7 at UNC, Nov. 10, 2012

**Long Kickoff Return:** 100 at UNC, Nov. 10, 2012

**Kickoff Return Yards:** 230 at UNC, Nov. 10, 2012

**Kickoff Return TD:** 1, twice – last at North Carolina, Nov. 10, 2012

#### GOLDEN CAREER STATISTICS

##### DEFENSIVE


YEAR	G-GS	UT	AT	TT	TFL-YDS	QBS-YDS	FF/FR	PBU	INT-YDS
2011	11-0	6	2	8	0.0-0	0.0-0	0/0	1	0-0
2012	14-5	13	11	24	0.0-0	0.0-0	1/0	3	3-52
2013	3-3	8	4	12	0.0-0	0.0-0	1/0	0	0-0
2014	13-11	36	17	53	3.0-8	0.0-0	2/0	3	4-87
<b>Career</b>	<b>41-19</b>	<b>63</b>	<b>34</b>	<b>97</b>	<b>3.0-8</b>	<b>0.0-0</b>	<b>4/0</b>	<b>7</b>	<b>7-139</b>

##### KICK RETURNS

YEAR	G-GS	RET	YDS	AVG	TD	LG
2012	14-5	23	652	28.3	2	100
2013	3-3	5	139	27.8	0	41
2014	13-11	28	676	24.1	0	68
<b>Career</b>	<b>30-19</b>	<b>56</b>	<b>1,467</b>	<b>26.2</b>	<b>2</b>	<b>100</b>

##### PUNT RETURNS

YEAR	G-GS	RET	YDS	AVG	TD	LG
2012	14-5	17	248	14.6	0	56
2013	3-3	3	13	4.3	0	12
2014	13-11	11	45	4.1	0	28
<b>Career</b>	<b>30-19</b>	<b>31</b>	<b>306</b>	<b>9.9</b>	<b>0</b>	<b>56</b>



96

### ADAM GOTSIS

DL • Jr. • 6-5 • 282

Abbotsford, Australia (Kew HS)

2014 ALL-ACC, SECOND TEAM (ACSMA, coaches)

**2014 (Junior):** Has started all 13 games on defensive line ... Named to All-ACC Second Team by both media and coaches ... Eighth on defense with 32 tackles, including 21 solo ... Registered 5.5 tackles for loss, two sacks, caught one interception and blocked field goal and PAT ... Tallied four tackles vs. Florida State in ACC Championship Game (Dec. 6) ... Had four tackles, including one for loss of one yard, and blocked field goal at Georgia (Nov. 29) ... Recorded three tackles vs. Clemson (Nov. 15) ... Blocked PAT at NC State (Nov. 8) ... Has started in 25 consecutive games ... Tallied three solo tackles and recorded second interception of career vs. Virginia (Nov. 1) ... Matched career-high two sacks at Pitt (Oct. 25) ... Had three tackles, including two solo, at North Carolina (Oct. 18) ... Registered one solo



## PLAYER PROFILES

tackle and one pass break-up vs. Duke (Oct. 11) ... Tallied two solo tackles, including one for loss of one yard, vs. Miami (Oct. 4) ... Registered five tackles, including 0.5 for loss of one yard, one pass breakup and quarterback hurry at Virginia Tech (Sept. 20) ... Had two solo tackles and one for loss of three yards vs. Georgia Southern (Sept. 13) ... Recorded three tackles in season opener against Wofford (Aug. 30).

**2013 (Sophomore):** Started all 13 games at nose tackle ... Recorded 38 tackles, 23 solo tackles ... Ranked second on team in tackles for loss (14.5) and sacks (5.5) ... Registered one interception and two blocked kicks ... Had six tackles, two tackles for loss and sack at Duke (Sept. 14) ... Recorded five tackles, two solo tackles and had career highs for tackles for loss (4.0) and sacks (2.0) at BYU (Oct. 12) ... Registered four solo tackles, two tackles for loss and sack vs. Georgia (Nov. 30) ... Had five tackles, 1.5 tackles for loss, half-sack and blocked two kicks vs. Ole Miss in Music City Bowl (Dec. 30).

**2012 (True Freshman):** Played in 12 games and made one start ... Statistics – five total tackles with three solo tackles – don't reflect impact as rookie ... Had 1.5 tackles for loss, including one sack ... Also had one pass break-up ... Had solo tackle at Maryland (Nov. 3) ... Started against Duke (Nov. 17) and responded with three tackles and career-first sack ... Had tackle and half-tackle for loss at Georgia (Nov. 24).

**High School:** Kew HS ... Selected to IFAF World Team roster that played Team USA in USA Football's International Bowl on Feb. 1, 2012, in Austin, Texas ... Played Australian Rules Football for eight years ... Played American Rules Football for premier team in Gridiron Victoria – Monash Warriors ... Recorded team-high 12.5 sacks and earned MVP honors in 2010

**Personal:** Full name is Adam Gotsis ... Son of Louis and Daxy Gotsis ... Born Sept. 23, 1992, in Melbourne, Victoria, Australia ... Family watches most of Tech's games between 2 and 5 a.m. on laptop computers ... Has four siblings – Peter, Steph, Kristina and Eleni ... Said flyer advertising Georgia Tech gained interest in school at age 13 ... Wore No. 92 in high school to signify birth year ... Majoring in business administration.

### CAREER HIGHS

**Tackles:** 6 at Duke, Sept. 14, 2013  
**Solo Tackles:** 4 vs. Georgia, Nov. 30, 2013  
**Tackles for Loss:** 4.0 at BYU, Oct. 12, 2013  
**Pass Break-Ups:** 1, five times  
**Sacks:** 2.0, twice – last time at Pitt, Oct. 25, 2014  
**Interceptions:** 1, twice – last time vs. Virginia, Nov. 1, 2014  
**Blocked Kicks:** 2 vs. Ole Miss, Dec. 30, 2013

### GOTSIS CAREER STATISTICS

DEFENSIVE									
YEAR	G-GS	UT	AT	TT	TFL-YDS	QBS-YDS	FF/FR	PBU	INT-YDS
2012	12-1	3	2	5	1.5-5	1.0-4	0/0	1	0-0
2013	13-13	23	15	38	14.5-60	5.5-35	0/0	1	1-2
2014	13-13	21	11	32	5.5-24	2.0-17	0/0	3	1-0
<b>Career</b>	<b>38-27</b>	<b>47</b>	<b>28</b>	<b>75</b>	<b>21.5-69</b>	<b>8.5-56</b>	<b>0/0</b>	<b>5</b>	<b>2-2</b>



## 97 SHAWN GREEN

DL • RSr. • 6-0 • 276  
Grayson, Ga. (Grayson HS)

**2014 (Redshirt Senior):** Played in 12 games and started in all 12 ... Had 22 tackles, including 15 solo, 4.5 tackles for loss and 1.5 sacks, and broke up four passes ... Totaled two tackles and broke up pass vs. Florida State in ACC Championship Game (Dec. 6) ... Had two tackles at Georgia (Nov. 29) ... Broke up pass vs. Virginia (Nov. 1) ... Tallied tackle and broke up pass at Pitt (Oct. 25) ... Registered three tackles, including two solo, and one tackle for loss of two yards, at North Carolina (Oct. 18) ... Had two solo tackles vs. Duke (Oct. 11) ... Recorded one solo tackle vs. Miami (Oct. 4) ... Tied career high with four tackles and had one QB hurry at Virginia Tech (Sept. 20) ... Registered one tackle, including sack for loss of

three yards, vs. Georgia Southern (Sept. 13) ... Recorded two solo tackles, including career-first sack for loss of two yards, at Tulane (Sept. 6) ... Blocked career-first PAT in career-first start and registered career-best four tackles against Wofford (Aug. 30).

**2013 (Redshirt Junior):** Began the season on injury list with shoulder injury ... Played in seven games including final four games of campaign ... Recorded six tackles ... Came off injury list and saw first action of season vs. North Carolina (Sept. 21) ... Played best game of season in bowl game vs. Ole Miss with three tackles (Dec. 30).

**2012 (Redshirt Sophomore):** Played in all 14 games as primary back-up at nose tackle ... Recorded 22 tackles, including 13 solo tackles ... Had 3.0 tackles for loss, one interception and one forced fumble ... Registered tackle for loss in season opener at Virginia Tech (Sept. 3) ... Had three tackles vs. Miami (Sept. 22) ... Recorded career-first interception when he picked off Tajh Boyd pass and rumbled 17 yards on return at Clemson (Oct. 6) ... Had three tackles and forced fumble at Maryland (Nov. 3) ... Had three tackles and half-tackle for loss at Georgia (Nov. 24).

**2011 (Redshirt Freshman):** Played in four games as reserve on defensive line ... Saw action vs. Western Carolina, Middle Tennessee State, Kansas and NC State ... Credited with one tackle on season ... That tackle came in first college game vs. Western Carolina (Sept. 1).

**2010 (True Freshman):** Redshirted, did not play.

**High School:** Grayson HS ... Rated 49th-best prospect in Georgia (*Rivals*) ... Rated 45th on *AJC* Fab 50 list ... Rated 13th-best prospect in Georgia (*Superprep*) ... Gwinnett County Defensive Player of the Year ... Named first team all-state ... Played in Offense/Defense All-America Bowl ... Played four seasons of football, including one as team captain ... Led Grayson to back-to-back regional titles ... Set school record as senior with 29 tackles for loss ... Had 69 tackles, 22 tackles for loss and seven sacks as junior in 2008.

**Personal:** Born Nov. 11, 1991 in Bloomfield, Conn. ... Son of William and Polly ... Has two siblings – Treyvon and Jailyn ... Thinks one day he may want to be college football coach ... Majoring in management.

### CAREER HIGHS

**Tackles:** 4, twice – last time at Virginia Tech (Sept. 20)  
**Solo Tackles:** 4 vs. Wofford, Aug. 30, 2014  
**Tackles for Loss:** 2.0 vs. Wofford, Aug. 30, 2014  
**Sacks:** 1 at Tulane, Sept. 6, 2014  
**Pass Break-Ups:** 1, three times – last time vs. Virginia, Nov. 1, 2014  
**Interceptions:** 1 at Clemson, Oct. 6, 2012  
**Blocked Kicks:** 1 (PAT) vs. Wofford, Aug. 30, 2014

### GREEN CAREER STATISTICS

DEFENSIVE									
YEAR	G-GS	UT	AT	TT	TFL-YDS	QBS-YDS	FF/FR	PBU	INT-YDS
2010 – Did Not Play (Redshirted)									
2011	4-0	0	1	1	0.0-0	0.0-0	0/0	0	0-0
2012	14-0	13	9	22	3.0-5	0.0-0	1/0	0	1-17
2013	7-0	2	4	6	0.0-0	0.0-0	0/0	0	0-0
2014	12-12	15	7	22	4.5-10	1.5-5	0/0	4	0-0
<b>Career</b>	<b>37-12</b>	<b>30</b>	<b>21</b>	<b>51</b>	<b>7.5-15</b>	<b>1.5-5</b>	<b>1/0</b>	<b>4</b>	<b>1-17</b>



## 72 CHRIS GRIFFIN

OL • RFr. • 6-6 • 284  
Panacea, Fla. (Wakulla HS)

**2014 (Redshirt Freshman):** Has played in 12 of 13 games this season ... Started in first five games this at right tackle ... Started in first career game in season opener against Wofford (Aug. 30) ... Tech's offensive line allowed just 0.77 sacks per game (1st in ACC, tied for third nationally) ... Tech ranked first in ACC and third nationally in rushing offense.

**2013 (True Freshman):** Redshirted, did not play.

**High School:** Wakulla HS, 2013 ... Played four seasons for coach Scott Klees ... Rated among top 50 offensive tackles in nation ... Named Wakulla's offensive

## PLAYER PROFILES

MVP in 2012 ... Helped team to undefeated regular season in 2012 ... Led team to conference, district and regional titles in 2011 ... 2011 team finished runner-up in state playoffs ... Served two years as team captain ... Named first-team all-state as senior, second-team all-state as junior ... Two-time all-conference selection ... Played in Florida North-South All-Star Game ... Recorded 100 "pancake" blocks as senior ... Also member of wrestling team ... Named to *Prepstar* All-Southeast Region Team ... Three-star recruit (*Rivals*) ... Ranked among top heavyweight wrestlers in Florida.

**Personal:** Full name is Christopher James Griffin ... Parents are Chris and Rhonda Griffin ... Born Feb. 13, 1995, in Tallahassee, Fla. ... Has two siblings – Devin and Ashley ... Uncle, Eddie Metcalf, played football at Florida A&M ... Mother, Rhonda Griffin, played volleyball on junior college level ... Enjoys hunting and fishing ... Began playing football at age 8 ... chose Tech because of "the unbelievable coaching staff, I knew it was the place for me, and you can't beat the academic/football combination." ... Undecided on major.



## 27 LYNN GRIFFIN

DB • RSo. • 6-0 • 199  
Jacksonville, Fla. (Trinity Christian HS)

**2014 (Redshirt Sophomore):** Saw action in 11 games after being suspended for first two games of season ... Had four tackles, including three solo ... Recorded one solo tackle vs. Florida State at ACC Championship Game (Dec. 6) ... Had one tackle at Pitt (Oct. 25) ... Registered one solo tackle at Virginia Tech (Sept. 20) ... Recorded one solo tackle vs. Georgia Southern (Sept. 13).

**2013 (Redshirt Freshman):** Played in 12 games as back-up in secondary and member of special teams ... Recorded nine tackles ... Returned eight kickoffs for 212 yards (26.5 yards per return) ... Registered three solo tackles in first collegiate game vs. Elon (Aug. 31) ... Had two tackles at Duke (Sept. 14) ... Returned three kickoffs for 69 yards at Miami (Oct. 5) ... Had two kickoff returns for 80 yards including long of 59 yards vs. Virginia (Oct. 26).

**2012 (True Freshman):** Redshirted, did not play.

**High School:** Trinity Christian HS ... Played for coach Verlon Dorminey ... Rushed 91 times for 654 yards (7.19 yards per carry) and 11 TDs as senior ... Also had 52 tackles, one sack and one forced fumble ... *Rivals* three-star recruit and *Florida Times-Union* Super 24 selection ... Earned all-district, all-state and All-First Coast Team as senior ... Recorded 20 tackles in game as junior ... Had 13 tackles, one interception and 100 yards rushing in game as senior.

**Personal:** Full name is Lynn Darien Griffin Jr. ... Son of Lynn and Terri Griffin ... Born Sept. 2, 1994, in Jacksonville, Fla. ... Has one sister, Tiara ... His cousin, Shawn Jefferson, played at UCF and then in NFL with Oilers and Lions, and is now coach with Lions ... Cousin, Keith Brown, played at Miami and in NFL ... Had two uncles, Lonnie Marks and Leonard Larramore, who both played in NFL ... Once scored three touchdowns in 30-second span in Pop Warner game ... Majoring in business administration.

### CAREER HIGHS

**Tackles:** 3 vs. Elon, Aug. 31, 2013

**Solo Tackles:** 3 vs. Elon, Aug. 31, 2013

**Kickoff Returns:** 3 at Miami, Oct. 5, 2013


**Kickoff Return Yards:** 80 at Virginia, Oct. 26, 2013

**Longest Kick Return:** 59 at Virginia, Oct. 26, 2013

### GRIFFIN CAREER STATISTICS

#### DEFENSIVE


YEAR	G-GS	UT	AT	TT	TFL-YDS	QBS-YDS	FF/FR	PBU	INT-YDS
2012 – Did Not Play (Redshirted)									
2013	12-0	6	3	9	0.0-0	0.0-0	0/0	0	0-0
2014	11-0	3	1	4	0.0-0	0.0-0	0/0	0	0-0
<b>Career</b>	<b>23-0</b>	<b>9</b>	<b>4</b>	<b>13</b>	<b>0.0-0</b>	<b>0.0-0</b>	<b>0/0</b>	<b>0</b>	<b>0-0</b>



## 33 BEAU HANKINS

LB • RSo. • 6-1 • 231  
Birmingham, Ala. (Jackson-Olin HS)

**2014 (Redshirt Sophomore):** Played in all 13 games ... Had 11 tackles, including five solo ... Registered one tackle vs. Florida State in ACC Championship Game (Dec. 6) ... Tallied career high with three tackles at Georgia (Nov. 29) ... Recorded two tackles at NC State (Nov. 8) ... Had two solo tackles vs. Virginia (Nov. 1) ... Registered two tackles at North Carolina (Oct. 18) ... Recorded one solo tackle vs. Duke (Oct. 11) ... Returned blocked punt for 46 yards setting up scoring drive at Tulane (Sept. 6).



## 14 COREY GRIFFIN

DB • RFr. • 6-2 • 194  
Tyrone, Ga. (Sandy Creek HS)

**2014 (Redshirt Freshman):** Played in all 13 games, making one start ... Had 12 tackles, including nine solo, one interception and broke up two passes ... Recorded three tackles vs. Florida State in ACC Championship Game (Dec. 6) ... Tallied one solo tackle at Georgia (Nov. 29) ... Saw action at NC State (Nov. 8) ... Made career-first start vs. Virginia (Nov. 1) ... Notched one solo tackle at Pitt (Oct. 25) ... Registered one solo tackle at North Carolina (Oct. 18) ... Had one solo tackle vs. Duke (Oct. 11) ... Saw action vs. Miami (Oct. 4) ... Had career-high four tackles, one pass break-up and career-first interception at Virginia Tech (Sept. 20) ... Recorded first tackle of career vs. Georgia Southern (Sept. 13) ... Broke up pass at Tulane (Sept. 6) ... Saw action against Wofford (Aug. 30).

**2013 (True Freshman):** Redshirted, did not play.

**High School:** Sandy Creek HS, 2013 ... In four-year high school career, Sandy Creek went combined 56-2, including being part of 15-0 state championship teams in 2010 and 2012 ... First-team All-State (4A) selection ... Played safety in high school ... Has been clocked at 4.5 in 40-yard dash ... Finished senior season with 71 tackles, interception and eight pass breakups ... Two-star recruit, according to *Rivals* and *Scout* ... Among long line of Sandy Creek players, including Calvin Johnson, to play at Georgia Tech.

**Personal:** Son of Corey and Magesha Griffin ... Majoring in business administration.

### CAREER HIGHS

**Tackles:** 4 at Virginia Tech, Sept. 20, 2014

**Pass Break-Ups:** 1, twice – last time at Virginia Tech, Sept. 20, 2014

**Interceptions:** 1 at Virginia Tech, Sept. 20, 2014

### GRIFFIN CAREER STATISTICS

#### DEFENSIVE

YEAR	G-GS	UT	AT	TT	TFL-YDS	QBS-YDS	FF/FR	PBU	INT-YDS
2013 – Did Not Play (Redshirted)									
2014	13-1	9	3	12	0.0-0	0.0-0	0/0	2	1-0
<b>Career</b>	<b>13-1</b>	<b>9</b>	<b>3</b>	<b>12</b>	<b>0.0-0</b>	<b>0.0-0</b>	<b>0/0</b>	<b>2</b>	<b>1-0</b>



## PLAYER PROFILES

**2013 (Redshirt Freshman):** Played in eight games ... Recorded four tackles and half-tackle for loss ... Recorded tackle and half-tackle for loss in first collegiate game vs. Elon (Aug. 31) ... Had tackle in each of final three games of season – vs. Alabama A&M, Georgia and Ole Miss.

**2012 (True Freshman):** Redshirted, did not play.

**High School:** Jackson-Olin HS ... Played for head coach Terence Amos ... Amassed 122 tackles, 32 tackles for loss, six sacks, two interceptions, and two forced fumbles as senior ... Honorable mention All-America pick and selected as Alabama defensive player of the year ... Two-time team MVP ... Rated three stars and ranked No. 30 recruit in Alabama by *Rivals* ... Ranked No. 35 prospect in Alabama and No. 39 inside linebacker nationally by *247Sports.com* ... Set 6A region record with 30 tackles in one game ... Blocked 10 punts in prep career.


**Personal:** Full name is Beau Bryson Hankins ... Son of Stacey Hankins ... Has three siblings – Nicole, Eva and Brian Jr. ... Born Feb. 1, 1994, in Mesa, Ariz. ... Was age 7 when father introduced him to football ... Wore No. 12 in high school, which was same number worn by father, who passed away in 2009 ... Member of National Honor Society in high school and graduated in top one percent of class ... Majoring in business administration.

### CAREER HIGHS

**Tackles:** 3 at Georgia, Nov. 29, 2014  
**Tackles for Loss:** 0.5 vs. Elon, Aug. 31, 2013

### HANKINS CAREER STATISTICS

DEFENSIVE										
YEAR	G-GS	UT	AT	TT	TFL-YDS	QBS-YDS	FF/FR	PBU	INT-YDS	
2012 – Did Not Play (Redshirted)										
2013	8-0	3	1	4	0.5-1	0.0-0	0/0	0	0-0	
2014	13-0	5	6	11	0.0-0	0.0-0	0/0	0	0-0	
<b>Career</b>	<b>21-0</b>	<b>8</b>	<b>7</b>	<b>15</b>	<b>0.5-1</b>	<b>0.0-0</b>	<b>0/0</b>	<b>0</b>	<b>0-0</b>	



## 2 ANTHONY HARRELL

**LB • RJr. • 6-2 • 237**  
**Tampa, Fla. (Jesuit HS)**

**2014 (Redshirt Junior):** Saw action in 12 games at linebacker and returned two kickoffs ... Had 19 tackles, including 14 solo, and one quarterback hurry ... Recorded three tackles vs. Florida State in ACC Championship Game (Dec. 6) ... Returned kickoff for 16 yards at Georgia (Nov. 29) ... Had four tackles, including two solo, at Georgia (Nov. 29) ... Registered three tackles, including two solo, at NC State (Nov. 8) ... Recorded two solo tackles vs. Virginia (Nov. 1) ... Tallied one solo tackle at Pitt (Oct. 25) ... Returned one kickoff for nine yards at North Carolina (Oct. 18) ... Notched two solo tackles vs. Miami (Oct. 4) ... Had quarterback hurry at Virginia Tech (Sept. 20) ... Registered one solo tackle vs. Georgia Southern (Sept. 13) ... Recorded three solo tackles at Tulane (Sept. 6).

**2013 (Redshirt Sophomore):** Played in each of first seven games before season-ending injury vs. Syracuse ... Recorded 12 tackles, six solo tackles and two tackles for loss ... Had two tackles in win at Duke (Sept. 14) ... Registered four tackles and tackle for loss at BYU (Oct. 12) ... Had four solo tackles and tackle for loss vs. Syracuse (Oct. 19).

**2012 (Redshirt Freshman):** Played in all 14 games as top back-up at inside linebacker and on special teams ... Recorded 23 tackles, including 16 solo tackles ... Had two tackles for loss and one forced fumble ... Had three solo tackles and forced fumble in win over Presbyterian (Sept. 8) ... Recorded career high with four tackles vs. BYU (Oct. 27) ... Had three solo tackles vs. Duke (Nov. 17) ... Recorded tackle for loss at Georgia (Nov. 24).

**2011 (True Freshman):** Redshirted, did not play.

**High School:** Jesuit HS ... Played four seasons of football ... Played as junior and senior under father, James Harrell, who played in NFL with Detroit Lions and Kansas City Chiefs ... Ranked as No. 35 middle linebacker prospect nationally ... Recorded

115 tackles as senior ... Played linebacker and fullback ... Played at Plant HS in 2007 and 2008 before transferring to Jesuit ... Was on Plant's 4A state championship team in 2008 ... Helped lead Jesuit to district championship and 11-1 record in 2010 ... Named team MVP, all-county and all-Sun Coast as senior ... Played in Hillsborough County East-West All-Star Game ... Recorded 22 tackles in game in 2010 state playoffs ... Made academic honor roll every semester.

**Personal:** Full name is Anthony John Harrell ... Parents are James and Maria ... James played at University of Florida before going on to play in NFL ... Has two siblings – James III and Aryanna ... Born March 15, 1993, in Tampa, Fla. ... Majoring in business administration.

### CAREER HIGHS

**Tackles:** 4, four times  
**Tackles for Loss:** 1.0, four times  
**Forced Fumbles:** 1 vs. Presbyterian, Sept. 8, 2012  
**Kickoff Returns:** 1, twice – last at Georgia, Nov. 29, 2014  
**Kickoff Return Yards:** 16 at Georgia, Nov. 29, 2014  
**Longest Kick Return:** 16 at Georgia, Nov. 29, 2014

### HARRELL CAREER STATISTICS

DEFENSIVE										
YEAR	G-GS	UT	AT	TT	TFL-YDS	QBS-YDS	FF/FR	PBU	INT-YDS	
2012 – Did Not Play (Redshirted)										
2012	14-0	16	7	23	2.0-3	0.0-0	1/0	0	0-0	
2013	7-0	6	6	12	2.0-2	0.0-0	0/0	0	0-0	
2014	12-0	14	5	19	0.0-0	0.0-0	0/0	0	0-0	
<b>Career</b>	<b>33-0</b>	<b>36</b>	<b>18</b>	<b>54</b>	<b>4.0-5</b>	<b>0.0-0</b>	<b>1/0</b>	<b>0</b>	<b>0-0</b>	



## 31 DEON HILL

**AB • RSr. • 6-0 • 194**  
**Phenix City, Ala. (Central HS)**

**2014 (Redshirt Senior):** Played in all 13 games, starting two ... Nominated for Orange Bowl-FWAA Award ... Rushed 29 times for 209 yards (7.2 ypa) and three touchdowns ... Had 10 receptions for 178 yards and one touchdown, which was game-winning touchdown with 23 seconds left against Georgia Southern ... Carried three times for 19 yards and caught 27-yard pass vs. Florida State in ACC Championship game ... Tallied career-high 56 yards rushing on five carries and had two receptions for 13 yards at Georgia (Nov. 29) ... Rushed for six yards on one carry vs. Clemson (Nov. 15) ... Saw action at NC State (Nov. 8) ... Rushed for 14-yard touchdown vs. Virginia (Nov. 1) ... Rushed for 17 yards and one touchdown at Pitt (Oct. 25) ... Had one reception for career-high 47 yards and rushed once for 12 yards at North Carolina (Oct. 18) ... Hauled in three catches for career-high 48 yards and had one rushing attempt for five yards against Duke (Oct. 11) ... Rushed two times for 16 yards, including an eight-yard touchdown run, vs. Miami (Oct. 4) ... Hauled in one catch for 19 yards at Virginia Tech (Sept. 20) ... Scored game-winning touchdown with 23 seconds left on 13-yard reception and rushed four times for 18 yards against Georgia Southern (Sept. 13) ... Rushed career-high six times for 43 yards and caught one pass for 11 yards at Tulane (Sept. 6) ... Saw action in season opener vs. Wofford (Aug. 30) ... Graduated from Georgia Tech in December with bachelor's degree in management.

**2013 (Redshirt Junior):** Played in nine games and started three times ... Missed four games because of battle with Crohn's Disease ... Averaged 9.2 yards per carry ... Rushed 13 times for 119 yards and one touchdown ... Had four receptions for 49 yards and touchdown ... Rushed for touchdown and had 17-yard reception in season opener vs. Elon (Aug. 31) ... Rushed three times for 47 yards at Miami (Oct. 5) ... Had 11-yard rush and five-yard touchdown reception at BYU (Oct. 12) ... Rushed two times for 11 yards and had two receptions for 27 yards at Clemson (Nov. 14).

**2012 (Redshirt Sophomore):** Played in all 14 games ... Rushed six times for 40 yards (6.7 yards per carry) ... Also had four receptions for 20 yards and one touchdown ... Was nearly hero in season-opening overtime loss at Virginia Tech (Sept.

## PLAYER PROFILES

3) ... 10-yard touchdown reception with 44 seconds left gave Yellow Jackets 17-14 lead, only to see Hokies send game in overtime with field goal moments later ... Rushed once for 12 yards vs. Presbyterian (Sept. 8) ... Had 14-yard rushing attempt vs. Duke (Nov. 17) ... Had five-yard rush and three-yard reception at Georgia (Nov. 30).

**2011 (Redshirt Freshman):** Saw action in all 13 games as key performer on special teams and back-up at A-back ... Only rushing attempt of season went for touchdown – vs. Western Carolina in season opener (Sept. 1) ... Standout on special teams ... Recorded nine special teams tackles, including two vs. Kansas (Sept. 17) and two vs. Maryland (Oct. 8).

**2010 (True Freshman):** Redshirted, did not play.

**High School:** Central HS ... Rushed for 1,587 yards and 18 touchdowns as senior in 2009 ... 18 touchdowns tied school's single-season record ... Named all-state in Alabama ... Played in Mississippi/Alabama All-Star Game ... Was high school teammate of Orwin Smith ... Served as Smith's back-up at running back in 2008 ... Played three seasons of football, including one as team captain, for coach Ron Nelson.

**Personal:** Full name is Demetrius Deon Hill ... Son of Don and Diane ... Born Feb. 25, 1992, in Columbus, Ga. ... Started playing football at age 5.

### CAREER HIGHS

**Rushing Attempts:** 6, at Tulane, Sept. 6, 2014

**Yards Rushing:** 56 at Georgia, Nov. 29, 2014

**Longest Rush:** 24 at Miami, Oct. 5, 2013

**Rushing Touchdowns:** 1, five times – last time vs. Virginia, Nov. 1, 2014

**Receptions:** 3, vs. Duke, Oct. 11, 2014

**Receiving Yards:** 48, vs. Duke, Oct. 11, 2014

**Longest Reception:** 47 at North Carolina, Oct. 18, 2014

**Receiving Touchdowns:** 1, three times – last time vs. Georgia Southern, Sept. 13, 2014


### HILL CAREER STATISTICS

#### RUSHING

YEAR	G-GS	ATT	YDS	AVG	TD	LG
2010	— Did not play (Redshirted)					
2011	13-0	1	5	5.0	1	5
2012	14-0	6	40	6.7	0	14
2013	9-3	13	119	9.2	1	24
2014	13-2	29	209	7.2	3	18
<b>Career</b>	<b>49-5</b>	<b>49</b>	<b>373</b>	<b>7.6</b>	<b>5</b>	<b>24</b>

#### RECEIVING

YEAR	G-GS	ATT	YDS	AVG	TD	LG
2010	— Did not play (Redshirted)					
2011	13-0	0	0	0.0	0	0
2012	14-0	4	20	5.0	1	10
2013	9-3	4	49	12.3	1	20
2014	13-2	10	178	17.8	1	47
<b>Career</b>	<b>49-5</b>	<b>18</b>	<b>247</b>	<b>13.7</b>	<b>3</b>	<b>47</b>



# 98

## ROBERTO HINOJOSA

PK • R Jr. • 5-10 • 179


Suwanee, Ga. (North Florida)

Former soccer player at North Florida who joined Yellow Jackets football program in spring 2014.

**Before Georgia Tech:** Following graduation from high school, Hinojosa enrolled at North Florida and was part-time starter on soccer team ... After one semester, transferred to Georgia College & State University, but did not participate in athletics ... Took spring semester off in 2013 to recover from injuries and surgery ... Was accepted and enrolled at Georgia Tech in summer of 2013 ... Tried out for football team early in 2014.

**High School:** North Gwinnett High School, 2011 ... Played three years of soccer under coaches Erik Crawford and Michael Wentzler ... Named team MVP as sophomore and senior ... Earned all-county honors and was scholar-athlete ... Participated in inaugural Region 7 all-star game.

**Personal:** Kicked football for first time in summer of 2012 ... Received training from former Yellow Jackets kicker Scott Blair before trying-out for team ... Born April 10, 1993, in Monterrey, Mexico ... Parents are Roberto Sr. and Paty ... Has two sisters – Carla and Paola ... Uncle, Armando Hinojosa, played golf at Lamar University ... Has endured multiple surgeries on both legs ... Considering major in industrial engineering.



# 25

## TRE' JACKSON


LB • Fr. • 5-10 • 225

Valdosta, Ga. (Lowndes HS)

**2014 (True Freshman):** Enrolled at Georgia Tech in January after graduating from high school in December 2013 ... Has not played this season ... Member of scout team.

**High School:** Lowndes, December 2013 ... Was standout performer under head coach Randy McPherson ... Served one year as team captain ... Recorded 70 tackles, eight tackles for loss, three quarterback hurries, two sacks and two interceptions as senior ... Three-star recruit by *Rivals* ... Played on regional championship team in 2010 ... Earned all-region honors ... Region 1-AAAAAA defensive player of the year ... Invited to play in Georgia Junior Bowl ... Led team to 9-4 record.

**Personal:** Full name is Tre' Decorian Jackson ... Born Oct. 10, 1995, in Augusta, Ga. ... Mother is Ashli England ... Has two siblings – James and Isaiah ... Enjoys hunting, fishing and weightlifting ... Began playing football at age 6 ... Undecided on major ... Chose Georgia Tech because of academics, history of school and football program ... Considering major in biology.



# 81

## RICKY JEUNE

WR • R Fr. • 6-3 • 214

Spring Valley, N.Y. (Saint Joseph Regional HS)

**2014 (Redshirt Freshman):** Saw action in 11 games in late-game series and on special teams ... Has not recorded any stats.

**2013 (True Freshman):** Redshirted, did not play.

**High School:** Saint Joseph Regional in Montvale, N.J. ... Earned three varsity letters for coach Tony Karcich ... Served one year as team captain ... Helped lead football team to two state championships ... Earned all-state honors three consecutive years ... Owns school records for receptions and receiving yards ... Also played on basketball team ... As senior, Jeune recorded 36 receptions and 10 touchdowns ... As junior in 2011, Jeune had 41 receptions for 12 touchdowns.

**Personal:** Son of Joseph and Bengique ... Born Dec. 3, 1993, in Nyack, N.Y. ... Has two older brothers ... Chose Georgia Tech because of football program, school and city of Atlanta ... Undecided on major.



# 75

## ERRIN JOE

OL • R Jr. • 6-3 • 313

Lakeland, Fla. (Lake Gibson HS)



## PLAYER PROFILES

**2014 (Redshirt Junior):** Played in 12 games, starting in final six games of season ... Made career-first start at Pitt in place of injured Chris Griffin ... Tech's offensive line allowed just 0.77 sacks per game (1st in ACC, tied for third nationally) ... Tech ranked first in ACC and third nationally in rushing offense ... Graduated in December with bachelor's degree in literature, media and communication.

**2013 (Redshirt Sophomore):** Missed entire season with injury.

**2012 (Redshirt Freshman):** Played in three games ... Saw action against Presbyterian (Sept. 8), Virginia (Sept. 15) and Boston College (Oct. 20).

**2011 (True Freshman):** Redshirted, did not play.

**High School:** Lake Gibson HS ... Played under coach Keith Demyer ... Led team to district titles in 2009 and 2010 ... Named first team Class 4A All-State in 2010 and second-team all-state in 2009 ... Two-time first-team all-county selection ... maintained 4.0 GPA throughout high school.

**Personal:** Full name is Errin Christopher Joe ... Son of Ernest and Cheryl ... Ernest played football at Albany State ... Has two older siblings – Lashana and Ernest III ... Born June 28, 1993, in Lakeland, Fla. ... Enjoys producing and editing videos ... Won 2011 Silver Garland Award for volunteer and academic work, and citizenship ... Member of 2012-13 Georgia Tech Student-Athlete Advisory Board ... Team's best singer, leads team in singing fight song following victories.



# 1 ISAIAH JOHNSON

S • Rsr. • 6-2 • 205  
Tyrone, Ga. (Sandy Creek HS)

### 2014 TEAM DEFENSIVE EFFORT AWARD

Starter in 2011 and 2012 before suffering knee injury in bowl practice in December 2012 ... Cleared to play midway through 2013, but elected to sit out and return for fifth season in 2014.

**2014 (Redshirt Senior):** Saw action in 12 games, starting 11 ... Earned Team Defensive Effort Award at team's end-of-season banquet ... Had 64 tackles which is fourth-best on defense, including 46 solo and three tackles for loss ... Recorded one interception, recovered two fumbles, forced two fumbles and had team-high five pass break-ups ... Had three solo tackles vs. Florida State in ACC Championship game (Dec. 6) ... Led defense with 10 tackles, including six solo and two for loss of three yards, and forced and recovered fumble at Georgia (Nov. 29) ... Had three solo tackles vs. Clemson (Nov. 15) ... Talled four tackles and one pass break-up at NC State (Nov. 8) ... Registered two tackles vs. Virginia (Nov. 1) ... Tied career high with 14 tackles, forced one fumble and had seven-yard fumble return at Pitt (Oct. 25) ... Recorded seven tackles, including six solo, and had two pass break-ups at North Carolina (Oct. 18) ... Registered five solo tackles vs. Duke (Oct. 11) ... Had five solo tackles, one pass break-up and caught sixth career-interception, which was returned for 19 yards, vs. Miami (Oct. 4) ... Talled six tackles and broke up one pass at Virginia Tech (Sept. 20) ... Had two solo tackles vs. Georgia Southern (Sept. 13) ... Had three solo tackles, including one tackle for loss of one yard, against Wofford (Aug. 30) ... Graduated from Georgia Tech in December with master's degree in building construction.

**2013 (Senior):** Sat out entire season to recover from injury ... Redshirted.

**2012 (Junior):** Started first 13 games of season ... Suffered injury that kept him sidelined for Hyundai Sun Bowl ... Led team in total tackles (87) ... Had 53 solo tackles, 4.5 tackles for loss and one sack ... Had one interception, which was returned for touchdown ... Forced one fumble, recovered one fumble and had one pass break-up ... Recorded eight tackles and half-tackle for loss in season opener at Virginia Tech (Sept. 3) ... Had two tackles for loss, including one sack, in win over Virginia (Sept. 15) ... Registered eight tackles vs. Miami (Sept. 22) ... Had career-high 14 tackles, including 10 solo tackles, plus two tackles for loss at Clemson (Oct. 6) ... Recorded fifth career interception and returned it 22 yards for second career pick-six vs. BYU (Oct. 27) ... Had nine tackles and recovered fumble at North Carolina (Nov. 10).

**2011 (Sophomore):** Started all 13 games at safety ... Three interceptions tied for team lead and ranked tied for 10th in ACC ... 78 tackles (48 solos) ranked second

on team ... Had 3.0 tackles for loss and 1.0 sacks ... Recovered two fumbles and broke up three passes ... Had interception, fumble recovery and four tackles in second week of season, at Middle Tennessee State (Sept. 10) ... Recorded interception to go with seven tackles in key home win vs. North Carolina (Sept. 24) ... Came up big in win at NC State (Oct. 1) ... Picked off Wolfpack pass and returned it 34 yards for first career pick-six ... Had five tackles, including tackle for loss, vs. Maryland (Oct. 8) ... Recorded eight tackles at Virginia (Oct. 15) ... Had seven tackles (five solos) vs. Clemson (Oct. 29) ... Registered six tackles and recovered fumble vs. Virginia Tech (Nov. 10) ... Recorded eight tackles vs. Georgia (Nov. 26) ... Matched career high with nine tackles, had 1.5 tackles for loss and one sack vs. Utah (Dec. 31).

**2010 (True Freshman):** Played in all 13 games and started three times ... Led all Tech freshmen – true and redshirt – in tackles with 46, including 28 solo tackles ... Had 3.0 tackles for loss, one sack, two fumble recoveries, one interception, one forced fumble and one pass break-up ... Forced fumble and made four tackles in first college game, vs. South Carolina State (Sept. 4) ... Made first start, recorded first career sack and made nine tackles at Kansas (Sept. 11) ... Had seven tackles, including five solo tackles, vs. NC State (Sept. 25) ... Recorded first career interception and returned it 18 yards vs. Middle Tennessee State (Oct. 18) ... Had tackle for loss and five solo tackles in Independence Bowl vs. Air Force.

**High School:** Rated 21st-best prospect in Georgia by *Rivals* and 28th by *Superprep* ... Rated 9th on *AJC* Feb 50 list ... Earned all-state, all-region and all-county honors as safety in 2009 ... Broke school records for career and single-season interceptions ... Member of academic honor roll ... Helped lead Sandy Creek to state championship in 2009 ... Recorded 53 tackles and seven sacks as junior in 2008 ... Stock rose with outstanding performances in state playoffs.

**Personal:** Full name is Isaiah Nathan Johnson ... Born May 16, 1992, in Columbus, Ohio ... Son of Nathan and Dominica ... Has three siblings – Aaron Smith, Tyler Smith and Sierra Johnson.

### CAREER HIGHS

**Tackles:** 14, twice – last time at Pitt Oct. 25, 2014

**Tackles for Loss:** 2.0, three times – last time at Georgia, Nov. 29, 2014

**Sacks:** 1.0, three times

**Fumble Recoveries:** 1, seven times – last time at Georgia, Nov. 29, 2014

**Forced Fumbles:** 1, four times – last time at Georgia, Nov. 29, 2014

**Interceptions:** 1, six times – last time vs. Miami, Oct. 4, 2014

**Interception Return:** 34 at NC State, Oct. 1, 2011

**Pass Break-Ups:** 2 at North Carolina, Oct. 18, 2014

### JOHNSON CAREER STATISTICS

#### DEFENSIVE

YEAR	G-GS	UT	AT	TT	TFL-YDS	QBS-YDS	FF/FR	PBU	INT-YDS
2010	13-3	28	18	46	3.0-17	1.0-10	1/2	1	1-18
2011	13-13	48	30	78	3.0-10	1.0-4	0/2	3	3-34
2012	13-13	53	34	87	4.5-21	1.0-9	1/1	1	1-22
2013 – Did Not Play (Injured)									
2014	12-11	46	18	64	3.0-4	0.0-0	2/2	5	1-19
<b>Career</b>	<b>51-40</b>	<b>175</b>	<b>100</b>	<b>275</b>	<b>13.5-52</b>	<b>3.0-23</b>	<b>4/7</b>	<b>10</b>	<b>6-93</b>



# 47 JALEN JOHNSON

S • Fr. • 6-3 • 200  
Oneonta, Ala. (Oneonta HS)

**2014 (True Freshman):** Has not played this season ... Member of scout team.


**High School:** Oneonta HS, 2014 ... Tore ACL and meniscus during preseason game ... Worked with trainer twice per week during rehabilitation process ... Played four seasons under coach Don Jacobs ... Served two years as team captain ... Helped lead Oneonta to Alabama state Class 4A championship games in 2011 and 2012 where it finished as runner-up ... Oneonta won state title in 2013 ... Three-star prospect by *247Sports*, *Rivals* and *Scout* ... Earned all-area honors in 2011 and 2012 ... Named

## PLAYER PROFILES

all-state in 2012 and voted one of top 25 players in state of Alabama ... Caught 57 passes for 900 yards as junior while recording 88 tackles with five interceptions (two returned for touchdowns) ... Named to academic honor roll ... Was also member of state championship 4x400 relay team in track and member of basketball team that reached state semifinals.

**Personal:** Full name is Jalen Ke'shawn Johnson ... Parents are James and Chastity ... Born May 25, 1996, in Birmingham, Ala. ... Has four siblings – Zac, Taya, Gia and Jag ... Undecided on major ... Chose Georgia Tech because "I can get a great education while playing the sport I love," proximity to home and coaching staff ...

Began playing football at age 6 ... Has been active in cancer organizations, American Heart Society and Big Brothers/Big Sisters.




## 11 MATTHEW JORDAN

**QB • Fr. • 6-2 • 200**  
Jackson, Ala. (Jackson HS)

**2014 (True Freshman):** Enrolled at Georgia Tech in January and participated in spring practice ... Has not played this season ... Member of scout team.

**High School:** Jackson (Ala.) HS, December 2013 ... Played four seasons of football – two years at Jackson Academy under coach Dwain Roberts and two seasons at Jackson HS under coach Danny Powell ... Played wide receiver and cornerback at Jackson Academy before moving to quarterback at Jackson HS ... Served two years as team captain ... Helped Jackson Academy win state championship in 2011 ... Led Jackson HS to regional titles in 2012 and 2013 ... Earned all-state honors ... Three-star recruit by *Rivals* ... Ranked 28th-best prospect in Alabama ... Once had 105-yard interception return for touchdown.

**Personal:** Full name is Matthew Shon Jordan ... Born March 15, 1996, in Mobile, Ala. ... Parents are Rodney and Lisa ... Has one older brother, Ethan ... Chose Georgia Tech because of academics, football and proximity to home ... Began playing football at age 4 ... Considering major in mechanical engineering.



## 44 SHAUN KAGAWA

**DB • Fr. • 5-11 • 202**  
Hilo, Hawai'i (Kamehameha HS)

**2014 (True Freshman):** Saw action in all 13 games on special teams ... Did not record any stats.

**High School:** Kamehameha HS ... Standout performer in football, basketball, tennis, and track & field ... Played four seasons of football for coach Dan Lyons ... Served two years as team captain ... Played just about every skill position ... Led football team to conference championship in 2010 ... Earned first-team all-state honors as utility player in 2013 ... Three-time all-conference selection ... Chosen to play in 2013 Polynesian All-American Game ... Helped basketball team win conference titles in 2011 and 2012 ... Named conference player of the year in basketball in 2012.

**Personal:** Full name is Shaun Kanealii Kagawa ... Parents are Richard and Shirley ... Calls Hilo, Hawai'i, home and is first Tech scholarship player from Hawaii in at least 20 years ... Born March 7, 1995, in Knoxville, Tenn. ... First played football at age 14.



## 92 FRANCIS KALLON

**DL • RSo. • 6-5 • 296**  
Lawrenceville, Ga. (Central Gwinnett HS)

**2014 (Redshirt Sophomore):** Played in six games ... Had three tackles ... Talled one tackle at NC State (Nov. 8) ... Recorded two tackles at Virginia Tech (Sept. 20).

**2013 (Redshirt Freshman):** Saw action in 10 games ... Recorded four tackles ... Had tackle in first collegiate game vs. Elon (Aug. 31) ... Registered two solo tackles vs. Syracuse (Oct. 19).

**2012 (True Freshman):** Redshirted, did not play.

**High School:** Central Gwinnett HS ... Played for head coach Todd Wofford ... Rated four stars by *Rivals* ... Ranked as No. 18 defensive end prospect nationally and with four stars by *Scout* ... Finished year with 70 tackles, seven sacks, three fumble recoveries and two blocked kicks ... Recorded 19 total tackles, six tackles for loss, two sacks, two fumble recoveries and blocked punt in first two prep games, which sparked instant recruiting interest ... Outstanding student in classroom with 3.9 GPA.

**Personal:** Full name is Francis Gerard Kallon ... Born Feb. 2, 1994, in London, England ... Son of Francis and Rosaline Kallon ... Began playing football at age 18 ... Majoring in literature, media and communication.

### CAREER HIGHS

**Tackles:** 2, twice – last time at Virginia Tech, Sept. 20, 2014

**Solo Tackles:** 2 vs. Syracuse, Oct. 19, 2013

### KALLON CAREER STATISTICS

#### DEFENSIVE

YEAR	G-GS	UT	AT	TT	TFL-YDS	QBS-YDS	FF/FR	PBU	INT-YDS
2012 – Did Not Play (Redshirted)									
2013	10-0	3	1	4	0.0-0	0.0-0	0/0	0	0-0
2014	6-0	1	2	3	0.0-0	0.0-0	0/0	0	0-0
<b>Career</b>	<b>16-0</b>	<b>4</b>	<b>3</b>	<b>7</b>	<b>0.0-0</b>	<b>0.0-0</b>	<b>0/0</b>	<b>0</b>	<b>0-0</b>



## 65 TREY KLOCK

**OL • Fr. • 6-4 • 273**  
Hummelstown, Pa. (Lower Dauphin HS)

**2014 (True Freshman):** Has not played this season ... Member of scout team.

**High School:** Lower Dauphin HS, 2014 ... Earned three varsity letters playing under coach and father, Rob Klock ... Served one year as team captain ... Known best as standout tight end, but also played offensive line, defensive end, defensive tackle and even quarterback ... Led team to division and district championships in 2013 and semifinal appearance in state playoffs ... Earned numerous individual honors including *PennLive* All-Star Team and first-team all-state ... Selected for Big 33 Game, Pennsylvania's elite high school all-star contest ... Team finished with 13-2 record in 2013 ... Recorded 86 tackles, 21 tackles for loss, 9.5 sacks, one interception, one blocked field goal and five fumble recoveries on defense as senior ... Had 10 receptions for 112 yards and two touchdowns ... Also earned two varsity letters in basketball and two in baseball ... Earned honor roll or distinguished honor roll every grade period.


**Personal:** Full name is Robert Charles Klock III, but goes by "Trey" ... Parents are Rob and Karen Klock ... Rob played football at Shippensburg in late 1980s ... Karen played field hockey, lacrosse and ran track at Gettysburg College ... Uncle, Tom Kirchhoff, played football at Lafayette and later with Philadelphia Eagles ... Uncle, Gary Strayer, played football at Mansfield ... Born Feb. 25, 1996, in Camp Hill, Pa. ... Has younger brother, Tommy ... Distant relative of Grover Cleveland ... Considering





## PLAYER PROFILES

major in business management ... Chose Georgia Tech because of quality of education, atmosphere and reputation of school and football program ... Began playing football at age 10.



### 37 ZACH LASKEY

BB • Sr. • 6-1 • 218  
Peachtree City, Ga. (Starr's Mill HS)

2014 ALL-ACC, SECOND TEAM (ACSMA, coaches)

**2014 (Senior):** Named to 2014 All-ACC Second Team by media and coaches ... Saw action in 10 games, starting seven ... Missed three games (Pittsburgh, Virginia and NC State) due to injury ... Has lost two yards on 161 rushes this season ... Rushed for 788 yards and team-best nine touchdowns (4.9 yards per carry) ... Had six receptions for 49 yards and one touchdown ... Carried 11 times for 40 yards and one touchdown vs. Florida State in ACC Championship Game (Dec. 6) ... Rushed for career-high 140 yards and three TDs at Georgia (Nov. 29) ... Carried four times for 13 yards vs. Clemson (Nov. 15) ... Rushed for 74 yards on 15 carries, scored two touchdowns and caught one pass for five yards at North Carolina (Oct. 18) ... Carried 15 times for 72 yards, one touchdown and had one catch for three yards vs. Duke (Oct. 11) ... Became 25th Yellow Jacket to rush for more than 1,500 yards after carrying career-high 29 times for 133 yards vs. Miami (Oct. 4) ... Recorded 80 rushing yards on 17 carries and had one catch for five yards at Virginia Tech (Sept. 20) ... Rushed 17 times for 80 yards, had two receptions for 36 yards and one touchdown against Georgia Southern (Sept. 13) ... Carried 12 times for 86 yards, averaging 7.2 yards per carry at Tulane (Sept. 6) ... Rushed 15 times for 70 yards and two touchdowns in season opener vs. Wofford (Aug. 30).

**2013 (Junior):** Saw action in all 13 games ... Rushed 84 times for 485 yards (5.8 yards per carry) ... Had three receptions for 54 yards ... Recorded eight touchdowns, seven via rushing, one by receiving ... Carried three times for 51 yards and one touchdown in season opener vs. Elon (Aug. 31) ... Rushed 13 times for 75 yards and career-high three touchdowns vs. Syracuse (Oct. 19) ... Erupted for 133 yards rushing and two touchdowns on 16 carries and had 24-yard reception at Virginia (Oct. 26) ... Rushed eight times for 33 yards and had 11-yard reception vs. Pittsburgh (Nov. 2).

**2012 (Sophomore):** Played in all 14 games and started six times ... Made four starts in September ... Led team in rushing yards per game (49.8) ... Rushed 133 times for team-best 697 yards ... Averaged 5.2 yards per carry and had just one rushing attempt for negative yardage ... Had six receptions for 122 yards (20.3 yards per catch) and two touchdowns ... Had 819 all-purpose yards ... Had seven offensive plays of 20-plus yards, including two longer than 50 yards ... In just second game at B-back, rushed 12 times for 116 yards and touchdown vs. Presbyterian (Sept. 8) ... Had 70-yard TD reception and rushed for 43 yards vs. Virginia (Sept. 15) ... Erupted for 101 yards on 17 carries and had 11-yard reception in win over Boston College (Oct. 20) ... Rushed then-career-high 18 times for 72 yards and had two receptions for 40 yards and TD vs. Duke (Nov. 17) ... Had six carries for 60 yards in win over USC in Hyundai Sun Bowl (Dec. 31).

**2011 (True Freshman):** Played in eight games ... Was Georgia Tech's primary punt returner as true freshman during first two months of season ... Had team-high 11 punt returns for 94 yards (8.5 yards per attempt) ... Had long return of 28 yards ... Recorded eight tackles on defense and special teams ... Had two punt returns totalling 31 yards in first college game vs. Western Carolina (Sept. 1) ... Had career-high four punt returns vs. Kansas (Sept. 17) for 27 yards ... Did not play in final four games of season ... Recorded two tackles in season opener vs. Western Carolina (Sept. 1) ... Had three tackles in key ACC win vs. North Carolina (Sept. 24).

**High School:** Starr's Mill HS ... Earned three varsity letters as running back, linebacker and safety ... Served one year as team captain ... Played for coach Chad Phillips ... Helped lead team to regional title and state runner-up in 2010 ... First-team all-state, all-region and all-county as senior ... 4A state player of the year ... Ranked No. 12 fullback prospect nationally by *Scout* ... Ranked 39th-best prospect in state by

*Atlanta Journal-Constitution* ... Rushed for 1,515 yards and 22 touchdowns as senior ... Set 11 school records in 2010 ... Also earned two letters in basketball and four in track.

**Personal:** Full name is Zachary James Laskey ... Parents are John and Tricia ... Has three siblings – Ryan, Tyler and Leah ... Born July 8, 1992, in Pittsburgh, Pa. ... Enjoys fishing and bowling ... Began playing football at age 7 ... Majoring in history, technology & society.

#### CAREER HIGHS

**Rushing Attempts:** 29 vs. Miami, Oct. 4, 2014  
**Rushing Yards:** 140 at Georgia, Nov. 29, 2014  
**Longest Rush:** 56 vs. Presbyterian, Sept. 8, 2012  
**Rushing Touchdowns:** 3, twice – last time at Georgia, Nov. 29, 2014  
**Receptions:** 2, three times – last time vs. Georgia Southern, Sept. 13, 2014  
**Receiving Yards:** 70 vs. Virginia, Sept. 15, 2012  
**Receiving Touchdowns:** 1, four times – last time vs. Georgia Southern, Sept. 13, 2014  
**Longest Reception:** 70 yards vs. Virginia, Sept. 15, 2012  
**Punt Returns:** 4 vs. Kansas, Sept. 17, 2011  
**Punt Return Yards:** 31 vs. Western Carolina, Sept. 1, 2011  
**Long Punt Return:** 28 vs. Western Carolina, Sept. 1, 2011

#### LASKEY CAREER STATISTICS

##### RUSHING

YEAR	G-GS	ATT	YDS	AVG	TD	LG
2011	8-0	0	0	0.0	0	0
2012	14-6	133	697	5.2	1	56
2013	13-0	84	485	5.8	7	33
2014	10-7	161	788	4.9	9	26
<b>Career</b>	<b>45-13</b>	<b>378</b>	<b>1,970</b>	<b>5.2</b>	<b>17</b>	<b>56</b>

##### RECEIVING

YEAR	G-GS	REC	YDS	AVG	TD	LG
2011	8-0	0	0	0.0	0	0
2012	14-6	6	122	20.3	2	70
2013	13-0	3	54	18.0	1	24
2014	10-7	6	49	8.2	1	24
<b>Career</b>	<b>45-13</b>	<b>15</b>	<b>225</b>	<b>15.0</b>	<b>4</b>	<b>70</b>



### 30 C.J. LEGGETT


BB • Fr. • 5-10 • 207  
Suwanee, Ga. (North Gwinnett HS)

**2014 (True Freshman):** Has not played this season ... Member of scout team.

**High School:** North Gwinnett HS, 2014 ... Played under coach Bob Sphire ... Rushed for 1,784 yards and 23 touchdowns on 280 carries in 2013 ... Overcame turf toe injury early in 2013 to rush for 850 yards and nine touchdowns in five playoff games ... Also caught 23 passes for 260 yards ... Led team to state runner-up finish and 13-2 record ... Began high school career at Buford HS in ninth grade, Chattahoochee HS in 10th and 11th grades before transferring to North Gwinnett ... Buford won state title freshman season ... Chattahoochee won regional title sophomore year ... Was state 6A leading rusher as senior ... Elected to 2013 North-South Game and Gwinnett County All-Star Game.

**Personal:** Full name is Christopher James Leggett II ... Often goes by "CJ" ... Parents are Christopher and Denise ... Born Jan. 23, 1996, in Atlanta ... Has one sibling, Alexandria ... Father, Christopher, played basketball at Princeton ... Elder Christopher Leggett is interventional cardiologist ... Uncle, Robert Leggett, played baseball at Princeton ... Is close friends with former NFL standouts Jerome Bettis, Chris Doleman and Chuck Smith ... Plans to study pre-medicine ... Chose Georgia Tech for elite academics and strong history of football program ... Began skiing at age 2 and began playing golf at age 4 ... Started playing football at age 10 ... Has been active in church and community.

## PLAYER PROFILES




### 52 TERRELL LEWIS

DL • Fr. • 6-2 • 227  
Ocoee, Fla. (Ocoee HS)

**2014 (True Freshman):** Saw action in 11 games, primarily on special teams ... Has not recorded any stats.

**High School:** Ocoee HS, 2014 ... Played four seasons of football at Ocoee High School under coach Dale Salapa ... Played outside linebacker, defensive end, safety, wide receiver and tight end during career ... Earned all-state honors ... As senior, made 90 tackles, 19 tackles for loss, 11 sacks, four forced fumbles, five pass break-ups, one interception and scored four touchdowns.

**Personal:** Full name is Terrell Ian Lewis ... Parents are Trevor and Nattalie ... Born in Orlando ... Has one sibling, Tyler ... Considering major in business management ... Began playing football at age 11 ... Biggest thrill in sports so far was earning scholarship to Georgia Tech ... Chose Georgia Tech for opportunity to get "one of the best degrees in the nation," proximity to home and chance to play in one of nation's best conferences.



### 35 TYLER MARCORDES

LB • R Jr. • 6-4 • 235  
Normal, Ill. (Normal Community West HS)

**2014 (Redshirt Junior):** Played in all 13 games and started in seven ... Had 28 tackles which ranks ninth on the defense ... Recorded 17 solo tackles, 5.5 tackles for loss and two sacks, forced fumble and recovered one fumble ... Tallied one tackle for loss vs. Florida State in ACC Championship Game (Dec. 6) ... Recorded career-high seven tackles, including one for loss of one yard, and recovered fumble at Georgia (Nov. 29) ... Registered one sack for loss of 12 yards vs. Clemson (Nov. 15) ... Had four tackles, including career-high 2.5 for loss of 13 yards and one sack that forced fumble which Quayshawn Nealy returned for TD at NC State (Nov. 8) ... Registered one solo tackle vs. Virginia (Nov. 1) ... Recorded one solo tackle at Pitt (Oct. 25) ... Had three tackles, including two solo, at North Carolina (Oct. 18) ... Registered two tackles at Virginia Tech (Sept. 20) ... Tied career high with three solo tackles and started in second-straight game vs. Georgia Southern (Sept. 13) ... Registered three tackles and recorded first start of season at Tulane (Sept. 6) ... Recorded two tackles, including one solo, against Wofford (Aug. 30) ... Graduated from Georgia Tech in December with bachelor's degree in business administration.

**2013 (Redshirt Sophomore):** Played in all 13 games and made one start (vs. Alabama A&M) ... Recorded 16 tackles, 2.5 tackles for loss and 1.5 sacks ... Had two interceptions and forced one fumble ... Registered two solo tackles and returned interception 95 yards for touchdown in season opener vs. Elon (Aug. 31) ... Started vs. Alabama A&M (Nov. 23) and responded with monster game ... Had three tackles, 1.5 sacks, one interception and forced fumble ... Recorded three tackles including tackle for loss vs. Ole Miss in Music City Bowl (Dec. 30).

**2012 (Redshirt Freshman):** Played in all 14 games and made one start – vs. Middle Tennessee State (Sept. 29) ... Recorded four tackles, including one solo tackle ... Broke up one pass ... Registered two solo tackles against Middle Tennessee State ... Had tackle and pass break-up in win at Maryland (Nov. 3).

**2011 (True Freshman):** Redshirted, did not play.

**High School:** Normal Community West HS ... Earned three varsity letters under coach Darren Hess ... Played quarterback, safety and linebacker, and served one year as team captain ... Named team MVP ... Selected all-conference at both quarterback and safety ... Named conference player of the year ... Named all-state by *Rivals*

and *Champaign News-Gazette* ... Averaged 9.5 yards per carry and rushed for 20 touchdowns as senior ... Passed for more than 700 yards and six touchdowns.

**Personal:** Full name is Tyler Joseph Marcordes ... Parents are Bill and Dawn ... Bill played football at Illinois Wesleyan in late 1980s ... Grandfather, Bill Sr., played football at Bradley University in 1960s and was drafted by Philadelphia Eagles in 1965 ... Has five siblings – Hayley, Tess, Bryce, Linda and Remi ... Born Oct. 9, 1992 in Peoria, Ill.

#### CAREER HIGHS

**Tackles:** 7 at Georgia, Nov. 29, 2014

**Tackles For Loss:** 2.5 at NC State, Nov. 8, 2014

**Sacks:** 1.5 vs. Alabama A&M, Nov. 23, 2013

**Interceptions:** 1, twice – last time vs. Alabama A&M, Nov. 23, 2013

**Forced Fumbles:** 1 at NC State, Nov. 8, 2014

**Fumbles Recovered:** 1 at Georgia, Nov. 29, 2014

**Longest INT Return:** 95 (TD) vs. Elon, Aug. 31, 2013

#### MARCORDES CAREER STATISTICS

##### DEFENSIVE

YEAR	G-GS	UT	AT	TT	TFL-YDS	QBS-YDS	FF/FR	PBU	INT-YDS
2011 – Did Not Play (Redshirted)									
2012	14-1	2	2	4	0.0-0	0.0-0	0/0	1	0-0
2013	13-1	11	5	16	2.5-15	1.5-9	1/0	0	2-95
2014	13-7	17	11	28	5.5-30	2.0-23	1/1	0	0-0
<b>Career</b>	<b>40-9</b>	<b>30</b>	<b>18</b>	<b>48</b>	<b>8.0-45</b>	<b>3.5-32</b>	<b>2/1</b>	<b>1</b>	<b>2-95</b>



### 50 ANDREW MARSHALL

OL • Fr. • 6-4 • 270  
Cumming, Ga. (West Forsyth HS)

**2014 (True Freshman):** Played in 10 games, including final eight of season ... Tech's offensive line allowed just 0.77 sacks per game (1st in ACC, tied for third nationally) ... Tech ranked first in ACC and third nationally in rushing offense.

**High School:** West Forsyth HS, 2014 ... Played center under coach Frank Hepler ... Helped West Forsyth win Region 6 6A state championship in 2012-13 ... Named second-team all-state selection at center in 2011 and 2012, and was first-team all-state pick in 2013 ... Also garnered multiple all-region and all-county picks ... Was named team's most valuable player in 2013 ... Standout in class, was four-year DECA student and three-time DECA national qualifier ... Lists most memorable athletic accomplishment as beating undefeated Hillgrove in playoffs in 2011.

**Personal:** Full name is Andrew Douglas Marshall ... Born September 19, 1995, in Jackson, Ala. ... Parents are Sonny and Teresa ... Has one older sister, Lauren ... Undecided on major ... Chose Georgia Tech because of academics, football and proximity to home ... Began playing football after father convinced to take up sport at age 7.



### 12 CHASE MARTENSON

QB • Fr. • 6-2 • 201  
Dunwoody, Ga. (Marist School)

**2014 (True Freshman):** Has not played this season ... Member of scout team.


**High School:** Marist School ... Quarterbacked triple-option offense under Coach Alan Chadwick ... As senior, rushed for 1,264 yards and threw for 782 yards while scoring 21 rushing touchdowns and throwing eight scores ... Helped lead Marist to 11-3 record and regional championship, advancing to state semifinals of AAAA



## PLAYER PROFILES

playoffs ... Was named team captain ... Earned All-DeKalb County senior season ... Also accomplished prep swimmer ... As senior, earned high school All-American status and swam anchor leg on Marist's state championship 200 medley relay ... Also named captain of swim team.

**Personal:** Full name is Chase Ryan Martenson ... Born October 29, 1995 ... Parents are Marty and Colleen Martenson ... Father played football at North Carolina State from 1982-1986 ... Mother was NC State gymnast ... Began playing football at age 7 ... Has three brothers, Austin, Cannon and Cooper ... Majoring in management ... Chose Georgia Tech based on academics and opportunity to play college football at highest level.



### 13 JOHN MARVIN


DB • RFr. • 6-1 • 193  
Ft. Walton Beach, Fla. (Ft. Walton Beach HS)

**2014 (Redshirt Freshman):** Saw action in first eight games of season ... Has not recorded any stats.

**2013 (True Freshman):** Redshirted, did not play.

**High School:** Ft. Walton Beach, 2013 ... Played running back and defensive back for coach Mike Owens ... Rated as three-star recruit by *Rivals* ... Named to Panhandle Super 60 Team ... First-team all-state pick ... Named to *Prepstar* All-Southeast Region Team ... Presented with Ft. Walton Beach's Viking Award as 2012 team MVP ... Finished senior season with 67 tackles, one sack and seven pass break-ups ... Averaged 43.3 yards on four kickoff returns, including 83-yarder in November game versus Choctawhatchee ... Was senior captain ... Also ran 100m and 200m for high school track team.

**Personal:** Full name is John Lewis Marvin II ... Parents are John Sr. and Valorie ... Born May 5, 1995, in Fort Walton Beach, Fla. ... Has two older sisters – Juantae and Veronica ... Hobby is fishing ... Majoring in business administration.



### 70 SHAQUILLE MASON

OL • Sr. • 6-1 • 300  
Columbia, Tenn. (Columbia Central HS)

**2014 ALL-AMERICA, FIRST TEAM** (*USA TODAY*)

**2014 ALL-AMERICA, SECOND TEAM** (*Sports Illustrated*)

**2014 ALL-AMERICA, THIRD TEAM** (AP)

**2014 ALL-ACC, SECOND TEAM** (ACSMA, coaches)

**2014 (Senior):** Started all 13 games at right guard ... Named first-team All-America by *USA TODAY*, second team by *Sports Illustrated* and third team by AP ... Named second-team All-ACC by both media and league's head coaches ... Led offensive line in allowing just 0.77 sacks per game (1st in ACC, tied for third nationally) ... Tech ranked first in ACC and third nationally in rushing offense ... Named ACC Offensive Lineman of the Week three times.


**2013 (Junior):** Started all 13 games at right guard ... Earned ACC Offensive Lineman of the Week two straight weeks for efforts against Duke (Sept. 14) and North Carolina (Sept. 21) ... Played key role in Georgia Tech ranking nationally in rushing offense (6th), fewest sacks allowed (9th) and red-zone offense (13th).

**2012 (Sophomore):** Played in all 14 games, starting 12 times ... Made first start of season Sept. 15 vs. Virginia at left guard and never relinquished starting role ... Played key role in Georgia Tech leading ACC and ranking fourth nationally in rushing offense.

**2011 (True Freshman):** Played in 11 games and started Hyundai Sun Bowl when All-American Omoregie Uzzi sat out with injury ... *ESPN.com* named him to ACC All-Bowl Team ... Helped Georgia Tech lead ACC in rushing offense, total offense, scoring offense, fewest sacks allowed and third-down conversion percentage.

**High School:** Columbia Central HS ... Played four seasons for coach Vance Belew ... Served two years as team captain ... Helped Columbia Central to unner-up finish in Tennessee 5A playoffs in 2009 and state championship in 2010 ... Earned three stars from both *Scout* and *Rivals* ... Played left tackle and defensive tackle ... Named all-state and all-district in 2009 and 2010 ... Selected to play in Tennessee East-West All-Star Game.

**Personal:** Full name is Shaquille Olajuwon Mason, but goes by "Shaq" ... Parents are Steve Mason and Alicia McGuire ... Has one sibling, Dee James ... Born Aug. 28, 1993, in Columbia, Tenn. ... Began playing football at age 6 ... Business administration major.



### 29 AUSTIN McCLELLAN

AB • RSo. • 5-9 • 186  
Wildwood, Fla. (Trinity Catholic HS)


**2014 (Redshirt Sophomore):** Has not played this season.

**2013 (Redshirt Freshman):** Saw action in three games ... Rushed two times for five yards ... Rushed one time for five yards vs. Syracuse (Oct. 19) ... Carried once for no yards vs. Alabama A&M (Nov. 23).

**2012 (True Freshman):** Redshirted, did not play.

**High School:** Trinity Catholic HS ... Was part of four district championships (2008-11) and state title team in 2010 ... Two-time Marion County Athlete of the Week ... Ran on 4x100m relay team that won state title in 2010.

**Personal:** Full name is Austin Martin McClellan ... Born Feb. 27, 1994, in Leesburg, Fla. ... Son of James and Jeanie McClellan ... Listed most memorable athletic accomplishment as winning 2010 state football title ... Began playing football at age 9 ... Majoring in engineering.



### 46 TREMAYNE McNAIR

LB • Sr. • 6-2 • 227  
Jacksonville, N.C. (White Oak HS)

**2014 (Senior):** Played in 11 games ... Had seven tackles, including one sack, and broke up pass ... Registered career-high three tackles and first career sack at Georgia (Nov. 29) ... Had one tackle at NC State (Nov. 8) ... Recorded one solo tackle vs. Virginia (Nov. 1) ... Tallied one solo tackle and broke up pass at Pitt (Oct. 25) ... Recorded one solo tackle at Tulane (Sept. 6).

**2013 (Junior):** Played in nine games ... Recorded two tackles, both solo tackles, in win over Alabama A&M (Nov. 23).

**2012 (Sophomore):** Saw action in 12 games as back-up at linebacker, and on special teams.

**2011 (True Freshman):** Played in seven games as back-up at linebacker and on special teams.

**High School:** White Oak HS ... Played for coach Bob Blick ... Earned three varsity letters and served two years as team captain ... Played quarterback, wide receiver and linebacker ... Ranked by *SuperPrep* as 14th-best prospect in North Carolina ... Recorded 74 tackles, 14 tackles for loss, three sacks, two interceptions and five forced fumbles as senior ... Earned all-league honors and started in Shrine Bowl ... Also played four seasons on the basketball team ... Participated four years on track team.

## PLAYER PROFILES

**Personal:** Full name is Tremayne Deshawn McNair ... Parents are William and Evette ... Has three siblings – Raquel Burney, Diondre Wilson and Jordynn McNair ... Born Nov. 12, 1992, in Greenville, N.C. ... Cousin, Tamar White, played football at UNC-Pembroke ... Enjoys drawing, listening to music and basketball ... Began playing football at age 13 ... Business administration major.

### CAREER HIGHS

**Tackles:** 3 at Georgia, Nov. 29, 2014

**Tackles for Loss:** 1 at Georgia, Nov. 29, 2014

**Sacks:** 1 at Georgia, Nov. 29, 2014

### McNAIR CAREER STATISTICS

#### DEFENSIVE

YEAR	G-GS	UT	AT	TT	TFL-YDS	QBS-YDS	FF/FR	PBU	INT-YDS
2011	7-0	0	0	0	0.0-0	0.0-0	0/0	0	0-0
2012	12-0	0	0	0	0.0-0	0.0-0	0/0	0	0-0
2013	9-0	2	0	2	0.0-0	0.0-0	0/0	1	0-0
2014	11-0	4	3	7	1.0-2	1.0-2	0/0	1	0-0
<b>Career</b>	<b>39-0</b>	<b>6</b>	<b>3</b>	<b>9</b>	<b>1.0-2</b>	<b>1.0-2</b>	<b>0/0</b>	<b>2</b>	<b>0-0</b>



# 38

## SAM McNEARNEY

**AB • RSr. • 5-6 • 178**

**Atlanta, Ga. (Marist School)**

**2014 (Redshirt Senior):** Played in two games – vs. Wofford and vs. Virginia ... Has not recorded any stats ... Graduated from Georgia Tech in December with bachelor's degree in business administration.

**2013 (Redshirt Junior):** Played in three games – vs. Elon, Syracuse and Alabama A&M ... Both rushing attempts came vs. Alabama A&M (Nov. 23).

**2012 (Redshirt Sophomore):** Saw action in one game, vs. Presbyterian (Sept. 8) ... Did not record any stats.

**2011 (Redshirt Freshman):** Saw action in two games – vs. Western Carolina and Kansas ... Did not record any stats.

**2010 (True Freshman):** Redshirted, did not play.

**High School:** Marist School ... Played four seasons of football for coach Alan Chadwick ... Served one year as team captain ... Played quarterback, running back and safety ... Played in state championship game as senior ... Also ran track for three seasons under former Yellow Jacket Antonio McKay.

**Personal:** Full name is Samuel Joseph Vincent McNearney ... Parents are Gerry and Lisa ... Has four siblings – Gerard, Stephen, Jack and Gus ... Stephen graduated from Georgia Tech in 2009 ... Cousin, Mehan Loftis, graduated from Tech in 2007 ... Born Aug. 30, 1991, in Overland Park, Kan. ... Lived for three years in Lawrence, Kan. ... Made Dean's List in fall of 2012.



# 95

## TYLER MERRIWEATHER

**DE • Fr. • 6-3 • 231**

**Demopolis, Ala. (Demopolis HS)**

**2014 (True Freshman):** Played in five games ... Recorded two tackles ... Had one tackle at NC State (Nov. 8) ... Recorded one tackle in first collegiate game in season opener against Wofford (Aug. 30).

**High School:** Demopolis HS ... Played four years of football under coach Tom Causey ... Was versatile athlete, playing outside linebacker, middle linebacker and defensive end ... Was three-year team captain ... Named honorable mention all-state

pick at defensive line in 2013 ... Made 41 tackles senior season, including 20 for loss and three sacks.

**Personal:** Full name is Tyler Thomas Merriweather ... Born July 1, 1996, in Demopolis, Ala. ... Parents are Malcom and Hattie ... Intends to major in electrical engineering ... Began playing football in sixth grade.



# 86

## ANTONIO MESSICK

**WR • RFr. • 6-3 • 195**


**Fayetteville, Ga. (Fayette County HS)**

**2014 (Redshirt Freshman):** Saw action in five games ... Played against Wofford (Aug. 30), at Tulane (Sept. 6), Pitt (Oct. 25), Virginia (Nov. 1), NC State (Nov. 8) and Florida State (Dec. 6) ... Recorded one catch for 16 yards with TD ... First career catch was 16-yard touchdown reception at NC State (Nov. 8).

**2013 (True Freshman):** Redshirted, did not play.

**High School:** Fayette County, 2013 ... Played football, basketball and ran track ... Selected to play in Georgia East-West All-Star Game ... Had 95-yard touchdown run ... Named to Prepstar All-Southeast Region Team.

**Personal:** Parents are Kirk and Jeanette Messick ... Has four siblings ... Born Dec. 21, 1994, in Riverdale, Ga. ... Previously lived in Jonesboro, Ga. ... Wants to one day be engineer ... Enjoys playing video games, basketball and watching television ... Began playing football in seventh grade ... Majoring in literature, media and communication.



# 6

## CHRIS MILTON

**DB • RJr. • 5-11 • 190**

**Folkston, Ga. (Charlton County HS)**

**2014 (Redshirt Junior):** Started all 13 games ... Had 24 tackles, including 21 solo and one tackle for loss ... Returned one interception for touchdown, blocked field goal and PAT ... Recorded one solo tackle vs. Florida State in ACC Championship Game (Dec. 6) ... Tallied career-high five tackles, including four solo, at Georgia (Nov. 29) ... Returned interception 62 yards for touchdown, had one pass breakup and two solo tackles vs. Clemson (Nov. 15) ... Had one solo tackle vs. Virginia (Nov. 1) ... Tallied three tackles, including two tackles, at Pitt (Oct. 25) ... Recorded two tackles, including one solo, at North Carolina (Oct. 18) ... Had one solo tackle and two pass break-ups vs. Duke (Oct. 11) ... Started vs. Miami (Oct. 4) ... Blocked field goal and recorded two solo tackles, including one for loss of four yards, at Virginia Tech (Sept. 20) ... Registered three solo tackles vs. Georgia Southern (Sept. 13) ... Recorded three solo tackles at Tulane (Sept. 6) ... Had one tackle, blocked at PAT and broke up pass against Wofford (Aug. 30).

**2013 (Redshirt Sophomore):** Played in all 13 games and started six games at safety ... Recorded 16 tackles, including 13 solo tackles, and one tackle for loss ... Picked off two passes, including one returned for touchdown ... Had two pass break-ups ... Had all three of Georgia Tech's blocked punts ... Recorded 54-yard interception return for touchdown, blocked punt and had two pass break-ups in season opener vs. Elon (Aug. 31) ... Had three solo tackles and tackle for loss vs. North Carolina (Sept. 21) ... Recorded three solo tackles and had 13-yard interception return at Miami (Oct. 5) ... Blocked punt and had two tackles at BYU (Oct. 12) ... Blocked another punt next week and had 22-yard punt return vs. Syracuse (Oct. 19).

**2012 (Redshirt Freshman):** Played in all 14 games and made one start ... Named Tech's special teams player of the game two times ... Recorded 20 tackles with 17 of them solo tackles ... Had two pass break-ups and forced one fumble ... Also had



## PLAYER PROFILES

pair of kickoff returns ... Recorded three solo tackles in back-to-back games against Presbyterian (Sept. 8) and Virginia (Sept. 15) ... Registered pair of tackles and forced fumble in win over Boston College (Oct. 20) ... Recorded three tackles at North Carolina (Nov. 10) ... Recorded for tackles, including three solo tackles, vs. Florida State in ACC Championship Game (Dec. 1).

**2011 (True Freshman):** Redshirted, did not play.

**High School:** Charlton County HS ... Earned four varsity letters for coach Rich McWhorter ... Played quarterback and running back as senior... Rated as 19th-best prospect in state by *Atlanta Journal-Constitution* ... Rushed for 975 yards as senior ... As junior he passed for 2,600 yards and rushed for 1,100 yards while completing 57 percent of pass attempts ... As punter, averaged nearly 39 yards per attempt ... Helped lead CCHS to regional titles in 2007, 2008 and 2009 ... Named all-state in 2009 and 2010 ... Chosen to play in GACA North-South All-Star Game.

**Personal:** Full name is Christopher Devon Milton ... Parents are Norris and Victoria ... Has three siblings – Norris Jr., Sharena and Terrence ... Norris Jr. played football at Clark Atlanta ... Terrence currently plays for Clark Atlanta ... Related to former Tech standout Tashard Choice ... Born Sept. 15, 1992, in Waycross, Ga. ... Previously lived in Callahan, Fla. ... Enjoys fishing and watching movies ... Began playing football at age 7 ... Business administration major.


### CAREER HIGHS

**Tackles:** 5 at Georgia, Nov. 29, 2014  
**Forced Fumbles:** 1 vs. Boston College, Oct. 20, 2012  
**Interceptions:** 1, three times – last time vs. Clemson, Nov. 15, 2014  
**Interception Returns:** 62 vs. Clemson, Nov. 15, 2014 (TD)  
**Kickoff Returns:** 2 vs. Clemson, Oct. 6, 2012  
**Longest Kickoff Return:** 20 vs. Clemson, Oct. 6, 2012  
**Punt Returns:** 1 vs. Syracuse, Oct. 19, 2013  
**Longest Punt Return:** 22 vs. Syracuse, Oct. 19, 2013  
**Pass Break-Ups:** 2, three times – last time vs. Duke, Oct. 11, 2014  
**Blocked Field Goals:** 1, at Virginia Tech, Sept. 20, 2014  
**Blocked Punts:** 1, three times – last time vs. Syracuse, Oct. 19, 2013

### MILTON CAREER STATISTICS

#### DEFENSIVE

YEAR	G-GS	UT	AT	TT	TFL-YDS	QBS-YDS	FF/FR	PBU	INT-YDS
2011 – Did Not Play (Redshirted)									
2012	14-1	17	3	20	0.0-0	0.0-0	1/0	2	0-0
2013	13-6	13	3	16	1.0-2	0.0-0	0/0	2	2-67
2014	13-13	21	3	24	1.0-4	0.0-0	0/0	4	1-62
<b>Career</b>	<b>40-20</b>	<b>51</b>	<b>9</b>	<b>60</b>	<b>2.0-6</b>	<b>0.0-0</b>	<b>1/0</b>	<b>8</b>	<b>3-129</b>



## 68 MICHAEL MUNS

**OL • RSo. • 6-4 • 271**  
**Swainsboro, Ga. (Swainsboro HS)**

**2014 (Redshirt Sophomore):** Has not played.

**2013 (Redshirt Freshman):** Did not see game action.

**2012 (True Freshman):** Redshirted, did not play.

**High School:** Swainsboro HS ... Two-time first-team all-region pick in 2010 and 2011 ... Played in CSRA Senior Bowl ... Was part of region runner-up team in 2009 and won 3AA region title in 2010 ... Invited to Under Armour All-American Combine in 2011 ... Was five-time Swainsboro HS Player of the Week between 2010 and 2011.

**Personal:** Full name is Michael Branan Muns ... Born July 16, 1994, in Augusta, Ga. ... Son of Tommy and Kathy Muns ... Has one step-brother, David ... Uncle, William Branan, attended Tech in late 1960s ... Began playing football at age 7 ... Named to Honor Roll every year in high school and was honor graduate ... Majoring in history.



## 54 QUAYSHAWN NEALY

**LB • RSr. • 6-1 • 235**  
**Lakeland, Fla. (Lakeland HS)**

**2014 ALL-ACC, SECOND TEAM (ACSMA)**

**2014 ALL-ACC, THIRD TEAM (coaches)**

**2014 (Redshirt Senior):** Started in all 13 games ... Named second-team All-ACC by media and third-team All-ACC by league's head coaches ... Had 90 tackles, including 55 solo, which is second on team ... Had 6.0 tackles for loss, 1.5 sacks, two interceptions, including one returned for touchdown, recovered team-best three fumbles, including one returned for touchdown, and forced one fumble ... Recorded six tackles and broke up pass in ACC Championship game vs. Florida State (Dec. 6) ... Talled nine tackles, forced fumble for first time in career and broke up pass at Georgia (Nov. 29) ... Had 10 tackles, including three solo and half-sack for loss of four yards, vs. Clemson (Nov. 15) ... Recorded six tackles, tallied interception and returned it 71 yards and returned fumble for 43-yard touchdown at NC State (Nov. 8) ... Had three tackles vs. Virginia (Nov. 1) ... Recorded seven tackles and recovered two fumbles at Pitt (Oct. 25) ... Registered nine tackles, including seven solo and half-sack, at North Carolina (Oct. 18) ... Led defense with 10 tackles, including eight solo and two for loss of 17 yards, vs. Duke (Oct. 11) ... Tallied four tackles, including three solo, and had two pass break-ups vs. Miami (Oct. 4) ... Had eight tackles, including two for loss of 10 yards and half-sack for loss of four yards, and one quarterback hurry and Virginia Tech (Sept. 20) ... Led defense with eight solo tackles vs. Georgia Southern (Sept. 13) ... Grabbed seventh career interception and returned it 10 yards for third career touchdown at Tulane (Sept. 6) while recording four solo tackles ... Led team with six tackles against Wofford (Aug. 30) ... Graduated from Georgia Tech in December with bachelor's degree in management.

**2013 (Redshirt Junior):** Played in all 13 games, starting 12 times ... Tied for second on team with 66 total tackles, including 44 solo tackles ... Responsible for four takeaways – two interceptions and two fumble recoveries, including one for touchdown ... Registered eight tackles and pass break-up in season opener vs. Elon (Aug. 31) ... Had interception and three solo tackles at Miami (Oct. 5) ... Recorded interception and 18-yard fumble return for touchdown in 56-0 shutout vs. Syracuse (Oct. 19) ... Named ACC Linebacker of the Week for efforts against Orange ... Had nine tackles, seven solo tackles and career-high three tackles for loss at Clemson (Nov. 14) ... Recovered fumble vs. Alabama A&M (Nov. 23) ... Registered season-high 10 tackles, including eight solo tackles vs. Georgia (Nov. 30) ... Had nine tackles vs. Ole Miss in Music City Bowl (Dec. 30).

**2012 (Redshirt Sophomore):** Started 13 games ... Missed Clemson game (Oct. 6) with injury ... Ranked fourth on team in total tackles (79) ... Recorded 3.5 tackles for loss including 2.0 sacks ... Registered two interceptions and one pass break-up ... Had 10 tackles, half-tackle for loss and third career interception in win over Virginia (Sept. 15) ... Had 10 tackles vs. BYU (Oct. 27) ... Recorded career-high 12 tackles including one tackle for loss at Maryland (Nov. 3) ... Named ACC Linebacker of the Week after getting two sacks in win at North Carolina (Nov. 10) ... Had interception in Sun Bowl against USC (Dec. 31) – second straight year he had INT in bowl game.

**2011 (Redshirt Freshman):** Saw action in all 13 games at inside linebacker and started seven times ... Produced 52 tackles, 3.0 tackles for loss, three pass break-ups, two interceptions and one fumble recovery ... Came off the bench for two tackles and fumble recovery in first career game, Sept. 1 vs. Western Carolina ... Recorded six tackles next week at Middle Tennessee State (Sept. 10) ... Recorded five solo tackles and first career interception in win over Maryland (Oct. 8) ... Had first career double-digit tackle day with 10 tackles and half-tackle for loss at Virginia (Oct. 15) ... Registered seven tackles (5 solos) and tackle for loss at Duke (Nov. 19) ... Picked off Utah pass and returned it untouched, 74 yards for touchdown, in Sun Bowl (Dec. 31).

**2010 (True Freshman):** Redshirted, did not play.

**High School:** Lakeland HS ... All-State FSWA 5A Honorable Mention and All-Area Second Team LB ... Co-Defensive Player of the Year in Polk County ... First-team

## PLAYER PROFILES

all-county ... Named 2010 Florida Varsity Top 100 ... As senior in 2009, recorded 121 tackles (85 unassisted), 25 tackles for loss, one forced fumble, one fumble recovery, three pass break-ups, two interceptions, five sacks, two blocked punts and eight quarterback hurries ... Career stats: 354 tackles (234 unassisted), 66 tackles for loss, five forced fumbles, three fumble recoveries, six interceptions, 11 sacks, two blocked punts, one blocked field goal ... 126 tackles, four sacks and two fumbles caused as junior in 2008 ... Played four seasons of football including two as team captain under coach William Castle ... Also played four seasons of basketball ... Led Lakeland HS to district championships in 2008 and 2009 ... 2008 team was state runner-up, 2009 team was 5A state semifinalist.

**Personal:** Full name is Quayshawn Tyree Nealy ... born Aug. 5, 1991, in Winter Haven, Fla. ... Son of Jimmie and Katrina ... Has two siblings – Zedrick Robinson and Jimmie Nealy Jr.

### CAREER HIGHS

**Tackles:** 12 at Maryland, Nov. 3, 2012  
**TFL:** 3.0 at Clemson, Nov. 14, 2013  
**Sacks:** 2.0 at North Carolina, Nov. 10, 2012  
**Forced Fumbles:** 1, at Georgia, Nov. 29, 2014  
**Fumble Recoveries:** 2, at Pitt, Oct. 25, 2014  
**Longest Fumble Return:** 43 (TD) at NC State, Nov. 8, 2014  
**Pass Break-Ups:** 2, vs. Miami, Oct. 4, 2014  
**Interceptions:** 1, eight times – last time at NC State, Nov. 8, 2014  
**Long Interception Return:** 74 (TD) vs. Utah, Dec. 31, 2011

### NEALY CAREER STATISTICS

DEFENSIVE									
YEAR	G-GS	UT	AT	TT	TFL-YDS	QBS-YDS	FF/FR	PBU	INT-YDS
2010 – Did Not Play (Redshirted)									
2011	13-7	24	28	52	3.0-4	0.0-0	0/1	3	2-84
2012	13-13	47	32	79	3.5-16	2.0-14	0/0	1	2-9
2013	13-12	44	22	66	3.5-8	0.0-0	0/2	2	2-43
2014	13-13	55	35	90	6.0-35	1.5-8	1/3	4	2-81
<b>Career</b>	<b>52-45</b>	<b>170</b>	<b>117</b>	<b>287</b>	<b>16.0-63</b>	<b>3.5-22</b>	<b>1/6</b>	<b>10</b>	<b>8-217</b>

### CAREER HIGHS

**Tackles:** 7 vs. Ole Miss, Dec. 30, 2013  
**Solo Tackles:** 5, vs. Ole Miss, Dec. 30, 2013  
**Tackles for Loss:** 1.0, twice – last time vs. Ole Miss, Dec. 30, 2013  
**Pass Break-Ups:** 2 at Virginia, Oct. 26, 2013

### NOBLE CAREER STATISTICS

DEFENSIVE									
YEAR	G-GS	UT	AT	TT	TFL-YDS	QBS-YDS	FF/FR	PBU	INT-YDS
2011 – Did Not Play (Redshirted)									
2012	13-0	2	3	5	0.0-0	0.0-0	0/0	0	0-0
2013	13-4	24	4	28	2.0-4	0.0-0	0/0	3	0-0
2014	9-0	5	0	5	0.0-0	0.0-0	0/0	0	0-0
<b>Career</b>	<b>35-4</b>	<b>31</b>	<b>7</b>	<b>38</b>	<b>2.0-4</b>	<b>0.0-0</b>	<b>0/0</b>	<b>3</b>	<b>0-0</b>



## 77 THOMAS O'REILLY

**OL • R.Jr. • 6-3 • 300**  
 Marietta, Ga. (Auburn)

**2014 (Redshirt Junior):** Saw action in five games – Wofford, Tulane, Georgia Southern, Pitt and NC State.

**2013 (Redshirt Sophomore):** Saw action in six games – Elon, Duke, BYU, Syracuse, Virginia and Alabama A&M ... Was back-up to senior Jay Finch.

**2012 (Redshirt Freshman):** Sat out season under NCAA transfer rules ... Was eligible to practice with Yellow Jackets.

**2012 (True Freshman):** Redshirted at Auburn, did not play.

**High School:** Pope HS ... Played for coach Matt Kemper ... Rated nation's No. 8 offensive guard by *ESPN.com* and No. 145 prospect nationally overall ... Named nation's No. 19 offensive guard and No. 35 player from state of Georgia by *Rivals* ... Ranked No. 31 nationally among offensive guards by *Scout* ... Named to All-Southeast Region team by *PrepStar* ... Selected to play in 2011 Under Armour All-America game following senior season ... Named to *Atlanta Journal-Constitution's* Super 11 team ... Named to Class AAAA All-State first team as senior.

**Personal:** Parents are Shaun and Nancy O'Reilly ... Born May 21, 1993 ... Majoring in business administration.



## 80 BRANDON OLIVER

**WR • R.Jr. • 5-11 • 208**  
 Douglasville, Ga. (Lithia Springs HS)

**2014 (Redshirt Junior):** Saw action in five games – Wofford, Tulane, Pitt, Virginia and NC State ... Did not record any stats.

**2013 (Sophomore):** Played in five games – vs. Elon, BYU, Syracuse, Clemson and Alabama A&M ... Did not record any stats.

**2012 (Redshirt Freshman):** Was not a part of program.

**2011 (True Freshman):** Redshirted, did not play.

**High School:** Lithia Springs HS ... Earned two varsity letters for Lions ... Played wide receiver, cornerback and punter ... Named all-county as senior ... Scored three touchdowns vs. Paulding County ... Caught 80-yard TD pass ... Also played basketball and baseball ... Scholar Award and Georgia Certificate of Merit Award ... Maintained GPA of 3.9 or higher throughout high school.

**Personal:** Full name is Brandon Devoe Oliver ... Born July 24, 1993 ... Parents are Michael and Lydia ... Michael played baseball at Savannah State ... Has one sibling, Braelen ... Uncle, Alfred Hill, played football at Purdue ... Majoring in business administration.



## 23 DOMONIQUE NOBLE

**DB • R.Jr. • 6-2 • 214**  
 Mount Ulla, N.C. (West Rowan HS)

**2014 (Redshirt Junior):** Played in nine games ... Had five solo tackles ... Had one solo tackle vs. Miami (Oct. 4) ... Had one solo tackle at Tulane (Sept. 6) ... Recorded three solo tackles in season opener vs. Wofford (Aug. 30).

**2013 (Redshirt Sophomore):** Played in all 13 games and started four times ... Recorded 28 tackles, including 24 solo tackles, 2.0 tackles for loss and three pass break-ups ... Had four tackles, three solo tackles and tackle for loss in shutout of Syracuse (Oct. 19) ... Registered five tackles, including four solo tackles, at Virginia (Oct. 26) ... Had four solo tackles vs. Alabama A&M (Nov. 23) ... Had career highs for tackles (7), solo tackles (5) and had tackle for loss vs. Ole Miss in Music City Bowl (Dec. 30).

**2012 (Redshirt Freshman):** Played in 13 games as back-up in secondary, and on special teams ... Recorded five tackles on season ... Had solo tackle in win over Virginia (Sept. 15) ... Recorded solo tackle vs. Duke (Nov. 17) ... Had tackles in late-season games against ranked opponents, Georgia (Nov. 24) and Florida State (Dec. 1).


**2011 (True Freshman):** Redshirted, did not play.

**High School:** West Rowan HS ... Played four years of football and served two seasons as team captain ... Led West Rowan to state championships in 2008, 2009 and 2010 ... Earned all-state honors ... Played in Shrine Bowl ... Led county in interceptions for three straight seasons ... Made academic honor roll and Dean's List ... Also played four seasons on basketball team.

**Personal:** Parents are Edward and Angela Lindsay ... Born Jan. 15, 1993, in Washington, D.C. ... Has two sisters and two brothers ... Majoring in business administration.



## PLAYER PROFILES



### 16 DENIS ONWUALA

DB • RSo. • 5-8 • 180  
Alpharetta, Ga. (Northview HS)

**2014 (Redshirt Sophomore):** Has not played this season.  
**2013:** Was not on team.  
**2012 (Redshirt Freshman):** Played in one game, vs. Presbyterian (Sept. 8) ... Did not record any stats.  
**2011 (True Freshman):** Redshirted, did not play.  
**High School:** Northview HS ... Played three seasons of football for coach Chad Davenport ... Served two years as team captain ... Played running back and cornerback ... Earned all-conference as running back ... Rushed for 1,000 yards as senior ... Also ran track for one season.  
**Personal:** Parents are Denis and Amala ... Born July 9, 1993, in Huntsville, Ala. ... Previously lived in Richmond, Va., and Hillsboro, Ore. ... Has two siblings – Beverly and Brittany ... Good student who scored 1980 on SAT ... Majoring in electrical engineering.



### 21 CHARLES PERKINS

AB • RSr. • 6-0 • 205  
Lawrenceville, Ga. (Collins Hill HS)

**2014 (Redshirt Senior):** Saw action in 10 games, making nine starts ... Missed three games due to injury ... Rushed 42 times for 384 yards (9.1 yards per carry) ... Had three receptions for 84 yards and one touchdown ... Rushed nine times for 64 yards vs. FloridaState in ACC Championship Game (Dec. 6) ... Had six carries for 48 yards at Georgia (Nov. 29) ... Rushed three times for 11 yards vs. Clemson (Nov. 15) ... Hauled in career-long 79 yard touchdown reception at Pitt (Oct. 25) ... Talled career-high 75 rushing yards on seven carries at North Carolina (Oct. 18) ... Rushed once for six yards vs. Duke (Oct. 11) ... Recorded 65 yards on seven carries and averaged 9.3 yards per carry vs. Miami (Oct. 4) ... Carried twice for 59 yards including career-long 63 yard run against Georgia Southern (Sept. 13) ... Averaged 8.2 yards per carry on four rushes for 33 yards and had one reception for four yards at Tulane (Sept. 6) ... Had three rushing attempts for 19 yards in season opener against Wofford (Aug. 30).  
**2013 (Redshirt Junior):** Played in all 13 games ... Rushed 13 times for 114 yards (8.8 yards per carry) ... Did not have any rushing attempts for negative yardage ... Rushed for two touchdowns ... Rushed for touchdown in season opener vs. Elon (Aug. 31) ... Had one carry for 26 yards vs. North Carolina (Sept. 21) ... Had three rushing attempts for 39 yards and one touchdown, including career-long 31-yard run, vs. Miami (Oct. 5).  
**2012 (Redshirt Sophomore):** Played first two games, including start in season opener against Virginia Tech (Sept. 3), before suffering season-ending injury ... Had seven rushing attempts for 23 yards ... Carried three times for five yards at Virginia Tech ... Had four rushing attempts for 18 yards vs. Presbyterian (Sept. 8).  
**2011 (Redshirt Freshman):** Saw action in 12 games at B-back ... Rushed for 95 yards on 28 carries ... Rushed for one touchdown ... Caught two passes for 38 yards, including long of 29 yards ... Had two kickoff returns for total of 39 yards ... Had three special teams tackles ... Had five carries for 12 yards and had nine-yard reception vs. Western Carolina (Sept. 1) ... Rushed five times for 22 yards at Middle Tennessee State (Sept. 10) ... Carried four times for 15 yards and first career touchdown vs. Kansas (Sept. 17) ... Showed potential at Duke (Nov. 19) with 12 rushing attempts for 45 yards and a 29-yard reception.  
**2010 (True Freshman):** Redshirted, did not play.

**High School:** Rated 4th on AJC Feb 50 list ... Rated 35th-best prospect in Georgia (*Superprep*) ... Rated 34th-best prospect in state of Georgia (*Rivals*) ... First-team 5A all-state ... Rushed for over 1,300 yards and 13 touchdowns as junior in 2008.  
**Personal:** Born Dec. 14, 1991 ... Got married in May 2013 ... Former Yellow Jacket Jeremiah Attaochu served as best man ... Majoring in management.

#### CAREER HIGHS

**Rushing Attempts:** 12 at Duke, Nov. 19, 2011  
**Yards Rushing:** 79 at North Carolina, Oct. 18, 2014  
**Longest Rush:** 63 vs. Georgia Southern, Sept. 13, 2014  
**Rushing Touchdowns:** 1, three times – last time at Miami, Oct. 5, 2013  
**Receiving Yards:** 79 at Pitt, Oct. 25, 2014  
**Longest Reception:** 79 at Pitt, Oct. 25, 2014  
**All-Purpose Yards:** 29 at Duke, Nov. 19, 2011  
**Kickoff Returns:** 1, twice – last time at Virginia, Oct. 15, 2011  
**Kick Return Yards:** 24 at Virginia, Oct. 15, 2011  
**Longest Return:** 24 at Virginia, Oct. 15, 2011

#### PERKINS CAREER STATISTICS

RUSHING						
YEAR	G-GS	ATT	YDS	AVG	TD	LG
2010 – Did Not Play (Redshirted)						
2011	12-0	28	95	3.4	1	14
2012	2-1	7	23	3.3	0	6
2013	13-0	13	114	8.8	2	31
2014	10-9	42	384	9.1	0	63
<b>Career</b>	<b>37-10</b>	<b>90</b>	<b>616</b>	<b>6.8</b>	<b>3</b>	<b>63</b>

RECEIVING						
YEAR	G-GS	REC	YDS	AVG	TD	LG
2010 – Did Not Play (Redshirted)						
2011	12-0	2	38	19.0	0	29
2012	2-1	0	0	0.0	0	0
2013	13-0	0	0	0.0	0	0
2014	10-9	3	84	28.0	1	79
<b>Career</b>	<b>37-10</b>	<b>5</b>	<b>122</b>	<b>24.4</b>	<b>1</b>	<b>79</b>



### 69 MICHAEL PREDDY

OL • RFr. • 6-3 • 274  
Charleston, S.C. (Porter Gaud School)

**2014 (True Freshman):** Has not played this season ... Member of scout team.  
**High School:** Porter Gaud, 2014 ... Played three years of football under coach Rick Reetz ... Was also accomplished basketball player at Porter Gaud ... Named football team's rookie of the year in 2011 ... Played both offensive tackle and defensive end in high school ... Averaged 4.8 tackles per game as senior ... Named all-region selection in football in 2012 and 2013 ... On court, earned all-state honors in 2012 and 2013 and was team's leading rebounder both seasons.  
**Personal:** Full name is Michael Preddy ... Born November 21, 1995, in Charleston, S.C. ... Parents are Michael and Linda ... Intends to major in business administration/finance.



### 85 RYAN RODWELL

P • RSo. • 6-2 • 188  
DeLand, Fla. (DeLand HS)

**2014 (Redshirt Sophomore):** Played in 13 games, punted 29 times for average of 40.8 yards ... Had 13 punts downed inside 20 and three over 50 yards ... Had zero

PLAYER PROFILES

PLAYERS

punts blocked ... Punted twice for 69 yards with one punt landing inside 20 vs. Florida State in ACC Championship Game (Dec. 6) ... Had three punts that averaged 41.3 yards per punt and included one touch back at Georgia (Nov. 29) ... Punted once for 45 yards vs. Clemson (Nov. 15) ... Saw action at NC State (Nov. 8) ... Booted three punts for average of 39.7 yards per punt, including 54-yard punt, vs. Virginia (Nov. 1) ... Averaged 41.5 yards per punt on two punts at Pitt (Oct. 25) ... Punted twice for total of 60 yards at North Carolina (Oct. 18) ... Had 43-yard punt that was downed inside 20 vs. Duke (Oct. 11) ... Rushed for 10 yards and Tech first down on fake punt and punted three times for 115 yards, including one punt for 50 yards, vs. Miami (Oct. 4) ... Booted career-long 55 yard punt and averaged career-high 46.8 yards per punt on four attempts at Virginia Tech (Sept. 20) ... Tied career high with five attempts and set career highs for punts inside 20 (4) and averaged 43.8 yards per punt vs. Georgia Southern (Sept. 13) ... Recorded one punt for 35 yards that landed inside 20 at Tulane (Sept. 6) ... Had two punts for 85 yards with one landing inside 20 against Wofford (Aug. 30).

**2013 (Sophomore):** Redshirted, did not play.

**2012 (True Freshman):** Played in six games ... Punted 13 times for average of 39.7 yards ... Had two punts downed inside 20 ... Took over primary punting duties in Miami game (Sept. 22) after Sean Poole went down with injury ... Served as punter for next five games ... Punted two times for average of 43.5 yards vs. Middle Tennessee State (Sept. 29) ... Had career-high five attempts, including long of 52 yards, vs. BYU (Oct. 27).

**High School:** DeLand HS ... Played for head coach Ryan Smith ... Averaged 43.8 yards per punt as senior ... Earned all-state honors ... Rated #14 as five-star punter by *Kohl's Kicking* ... Ranked 25th among ESPN's top 100 kickers in 2011 ... Also kicked for DeLand and was 33-of-36 on PATs and four-of-six on field goals ... Booted game-winner in overtime to beat Seabreeze, 20-17, in 2011 ... Career-long 45-yarder came in that game ... Reached FHSAA Class 6A state title game in 2009 ... Team won district championships in 2010 and 2011 ... Named to Honor Roll all four years and earned DeLand's Scholar Athlete Award four times ... Earned school's 2010-11 Advisory Council's Academic Excellence Award.


**Personal:** Full name is Ryan Bruce Rodwell ... Born Oct. 26, 1993 in DeLand, Fla. ... Son of John and Diane Miller ... Has two sisters – Tasha Howard and Megan Rodwell ... Sister Megan is soccer player at Lynn University ... Began playing football at age 16 after growing up playing soccer ... Majoring in industrial engineering.

CAREER HIGHS

**Longest Punt:** 55 at Virginia Tech, Sept. 20, 2014  
**Punt Attempts:** 5, twice – last time vs. Georgia Southern, Sept. 13, 2014  
**Highest Punt Average (min. 2 attempts):** 46.8 at Virginia Tech, Sept. 20, 2014  
**Rushing yards:** 10 vs. Miami, Oct. 4, 2014  
**Inside 20:** 4 vs. Georgia Southern, Sept. 13

RODWELL CAREER STATISTICS

YEAR	G-GS	P	YDS	AVG	TB	FC	I20	50+	BLK	LG
2012	6-0	13	516	39.7	0	3	2	1	0	52
2013 – Did Not Play (Redshirted)										
2014	13-0	29	1,184	40.8	2	7	13	3	0	55
<b>Career</b>	<b>19-0</b>	<b>42</b>	<b>1,700</b>	<b>40.5</b>	<b>2</b>	<b>10</b>	<b>15</b>	<b>4</b>	<b>0</b>	<b>55</b>



62  
**JOSHUA ROGERS**

**LB • RSr. • 5-9 • 209**  
**Canton, Ga. (Sequoyia HS)**

**2014 (Redshirt Senior):** Has not played this season ... Member of scout team ... Graduated from Georgia Tech in December with bachelor's degree in aerospace engineering.

**2013 (Redshirt Junior):** Saw action in two games – vs. Elon (Aug. 31) and Alabama A&M (Nov. 23) ... Did not record any stats.

**2012 (Redshirt Sophomore):** Did not see game action ... Member of scout team.  
**2011 (Redshirt Freshman):** Did not see game action ... Member of scout team.  
**2010 (True Freshman):** Redshirted, did not play.

**High School:** Sequoyah HS ... Played four seasons of football ... Played linebacker and guard ... Also played two seasons of soccer and two seasons of baseball ... Named all-county in 2008 and 2009 ... Named all-region in 2008 and 2009 ... Earned numerous academic honors.

**Personal:** Full name is Joshua Paul Rogers ... Parents are Richard and Flory ... Born Oct. 23, 1991, in Singapore ... Has previously lived in Chicago ... Siblings are Daniel and Rachel ... Daniel attended Georgia Tech ... Majoring in aerospace engineering ... Wants to be a pilot.



41  
**ROD ROOK-CHUNGONG**

**DE • RSo. • 6-3 • 243**  
**Silver Spring, Md. (Good Counsel HS)**

**2014 (Redshirt Sophomore):** Saw action in 11 games and started in first five games ... Had 15 tackles, including 12 solo, 1.5 tackles for loss and 0.5 sacks ... Tallied two tackles vs. Florida State in ACC Championship Game (Dec. 6) ... Had two solo tackles vs. Clemson (Nov. 15) ... Tallied one solo tackle at NC State (Nov. 8) ... Saw action at Pitt (10/25) ... Registered one solo tackle vs. Duke (Oct. 11) ... Broke up pass vs. Miami (Oct. 4) ... Had one solo tackle at Virginia Tech (Sept. 20) ... Tallied one tackle and first career sack vs. Georgia Southern (Sept. 13) ... Recorded two tackles and first career tackle for loss of five yards at Tulane (Sept. 6) ... Made first career start in first career game and tallied five tackles in season opener against Wofford (Aug. 30).

**2013 (Redshirt Freshman):** Did not play ... Missed season recovering from injury.

**2012 (True Freshman):** Redshirted, did not play.

**High School:** Good Counsel HS ... Played for head coach Bob Milloy ... Three-star *Rivals* recruit ... Good Counsel finished 12-0 for first undefeated season in school history ... Team captain ... Totaled 18 tackles for loss and nine sacks as senior ... First-team all-conference pick ... Consensus All-State pick and All-Metro selection by *The Washington Post*.

**Personal:** Full name is Roderick Anthony Rook-Chungong ... Born February 21, 1994 ... Son of Richard Chungong Sr. and Angela Rook ... Has three siblings – Richard Jr., Larisa and Kimberly ... Wore No. 50 in high school, and received number when mother was 50 years old ... Majoring in literature, media and communication.

CAREER HIGHS

**Tackles:** 5 vs. Wofford, Aug. 30, 2014  
**Solo tackles:** 4 vs. Wofford, Aug. 30, 2014  
**Sacks:** 0.5 vs. Georgia Southern, Sept. 13, 2014  
**Pass Break-Ups:** 1 vs. Miami, Oct. 4, 2014  
**Tackles for Loss:** 1 at Tulane, Sept. 6, 2014

ROOK-CHUNGONG CAREER STATISTICS

DEFENSIVE	YEAR	G-GS	UT	AT	TT	TFL-YDS	QBS-YDS	FF/FR	PBU	INT-YDS
2012 – Did Not Play (Redshirted)										
2013 – Did Not Play (Injured)										
	2014	11-5	12	3	15	1.5-9	0.5-4	0/0	1	0-0
<b>Career</b>		<b>11-5</b>	<b>12</b>	<b>3</b>	<b>15</b>	<b>1.5-9</b>	<b>0.5-4</b>	<b>0/0</b>	<b>1</b>	<b>0-0</b>





## PLAYER PROFILES



### 33 JALEN SAUNDERS


WR • RFr. • 6-1 • 188  
Augusta, Ga. (Evans HS)

**2014 (Redshirt Freshman):** Has played in one game ... Saw action vs. Virginia (Nov. 1) ... Did not record any stats.

**2013 (True Freshman):** Redshirted, did not play.

**High School:** Evans HS, 2013 ... Earned three varsity letters ... Played wide receiver and free safety for coach Marty Jackson ... Also played three seasons of baseball ... Good student – honor roll, Math Honor Society, National Honor Society, Beta Club ... Produced 4.0 GPA throughout high school.

**Personal:** Full name is Jalen Marsalis Saunders ... Parents are Willie and Lezetta ... Born Feb. 4, 1995, in Augusta, Ga. ... Has three siblings – Ian, Camille and Laury ... Cousin, Mathis Abrams, played football at South Carolina ... Began playing football at age 9 ... Considering major in nuclear engineering.



### 63 RUSTY SCOTT

LB • R Jr. • 6-3 • 211  
Lincolnton, Ga. (Lincoln County HS)

**2014 (Redshirt Junior):** Has not played this season ... Member of scout team.

**2013 (Redshirt Sophomore):** Saw action in two games – vs. Elon (Aug. 31) and Alabama A&M (Nov. 23) ... Did not record any stats.

**2012 (Redshirt Freshman):** Did not see game action ... Member of scout team.

**2011 (True Freshman):** Redshirted, did not play.

**High School:** Lincoln County HS ... Played four seasons under coach Larry Campbell ... Played tight end and outside linebacker ... Served two years as team captain ... Helped lead team to regional titles in 2007, 2008 and 2009 ... Honorable mention all-state as senior ... Team offensive MVP as junior ... Also played four years of baseball, three seasons of basketball and ran 800-meters in track one season ... Was baseball team MVP as senior.

**Personal:** Full name is Lionel Colvin Scott ... Parents are Russell and Ann ... Russell played football at West Alabama ... Has one sibling, Amanda, who attends Georgia Tech and is on club rowing team ... Born May 2, 1993 in Augusta, Ga. ... Cousin, Brandon Barden, played football at Vanderbilt ... Majoring in mechanical engineering.



### 74 TIM SEAGER

OL • R Jr. • 6-2 • 293  
Blacksburg, Va. (Blacksburg HS)

**2014 (Redshirt Junior):** Has not played this season ... Member of scout team.

**2013 (Redshirt Sophomore):** Saw action in two games – vs. Elon (Aug. 31) and Alabama A&M (Nov. 23).

**2012 (Redshirt Freshman):** Did not see game action ... Member of scout team.

**2011 (True Freshman):** Redshirted, did not play.

**High School:** Blacksburg HS ... Played four seasons and served one year as team captain ... Voted by teammates as most valuable offensive lineman in 2010.

**Personal:** Full name is Timothy Ryan Seager ... Parents are Stephen and Debra ... Has one sister, Katelynne ... Born Nov. 9, 1992, in Elmira, N.Y. ... Enjoys reading, video games, basketball, fishing and tubing ... Majoring in nuclear and radiological engineering.




### 82 QUA SEARCY

WR • Fr. • 5-11 • 167  
Barnesville, Ga. (Lamar County HS)

**2014 (True Freshman):** Has not played this season ... Member of scout team.

**High School:** Lamar County, 2014 ... Was three-sport standout, playing four years of football under coach Franklin Stephens ... Also played basketball and ran track ... Played wide receiver on offense and in secondary on defense ... Had team-best 88 tackles, six pass break-ups, five interceptions and two defensive touchdowns ... Returned two kicks for touchdown and passed for one TD ... Had 576 receiving yards for four touchdowns and rushed for 233 yards and two TDs ... Led LCHS to 14-1 record and runner-up finish in state playoffs.

**Personal:** Full name is Micquavius Jordell Searcy ... Born January 7, 1996, in Griffin, Ga. ... Parents are Walter and Amanda Williams ... Has six other siblings and step-siblings – Gregory Boggs, Kenya Williams, Kadeem Williams, Latonya Searcy, Lakeisha Searcy and Dontavious Searcy ... Undecided on major ... Began playing football at age 9.



### 83 MATT SERPICO

WR • R Jr. • 6-4 • 233  
Fayetteville, Ga. (Whitewater HS)

**2014 (Redshirt Junior):** Played in one game ... Saw action vs. Virginia (Nov. 1) ... Did not record any stats.


**2013 (Redshirt Sophomore):** Saw action in three games – vs. Elon (Aug. 31), Syracuse (Oct. 19) and Alabama A&M (Nov. 23) ... Did not record any stats.

**2012 (Redshirt Freshman):** Did not see game action ... Member of scout team.

**2011 (True Freshman):** Redshirted, did not play.

**High School:** Whitewater HS ... Earned three varsity letters and served one year as team captain for coach Amos McCreary ... Played tight end and defensive end ... Named all-area second team on both offense and defense ... Was first team all-region tight end as senior ... Member of the National Honor Society.

**Personal:** Full name is Matthew Daniel Serpico ... Parents are Fred and Tamme ... Has two siblings – Fred and Nicole ... Born Feb. 4, 1993, in Hillsborough, N.J. ... Enjoys water sports ... Began playing football in ninth grade ... Majoring in biology.



### 93 ANTONIO SIMMONS

DL • Fr. • 6-3 • 228  
Jacksonville, Fla. (University Christian School)


**2014 (True Freshman):** Played in seven games ... Had five tackles, including three solo and half-tackle for loss ... Registered career-high four tackles, including

## PLAYER PROFILES

half-tackle for loss of two yards, vs. Clemson (Nov. 15) ... Recorded first career tackle at NC State (Nov. 8).

**High School:** University Christian School, played one season of football under coach David Peland ... Had monster senior season with 50 tackles, 19.0 tackles for loss and 29.0 sacks ... Helped team to 9-3 record in 2013, including 4-0 mark in district play ... That included five-sack effort vs. Carrollwood Day and six sacks vs. Florida A&M High ... Also blocked punt ... Offensively, finished year with six catches for 108 yards (18.0 ypc) and one touchdown ... Was all-state and all-district pick in 2013.

**Personal:** Full name is Antonio Maurice Simmons ... Born February 10, 1996, in Jacksonville, Fla. ... Parents are Antonio and Tonya ... Has three siblings ... Related to current Yellow Jackets Marcus Allen and Chris Milton ... Undecided on major ... Began playing football at age 6 ... Chose Georgia Tech in part because of family atmosphere on team, its proximity to home and because of football atmosphere.



## 15 DeANDRE SMELTER

WR • Sr. • 6-3 • 222  
Macon, Ga. (Tattnall Square Academy)

2014 ALL-ACC, SECOND TEAM (coaches)

2014 ALL-ACC, THIRD TEAM (ACSMMA)

**2014 (Senior):** Started in 12 games ... Named second-team All-ACC by league's head coaches and third-team All-ACC by media ... Had 35 receptions for team-best 715 yards (20.4 yards per catch) and seven touchdowns ... Rushed three times for 103 yards and one touchdown ... Suffered season-ending injury at Georgia ... Recorded three catches for 44 yards and rushed once for seven yards at Georgia (Nov. 29) ... Became 21st 1,000 yard receiver in Georgia Tech history following five receptions for 77 yards and one touchdown vs. Clemson (Nov. 15) ... Had three catches for 25 yards at NC State (Nov. 8) ... Recorded fourth 100-yard receiving game, registering 107 yards and one touchdown vs. Virginia (Nov. 1) ... Had two receptions for 44 yards at Pitt (Oct. 25) ... Hauled in two catches for 58 yards and one touchdown and recorded career-long 75 yard touchdown run with 3:07 left at North Carolina (Oct. 18) ... Rushed once for 21 yards and recorded two receptions for 21 yards vs. Duke (Oct. 11) ... Recorded third 100-yard receiving game at Virginia Tech (Sept. 20), recording five catches for 101 yards and one touchdown ... 31-yard touchdown reception with 2:03 left in fourth quarter tied game at Virginia Tech, 24-24 ... Hauled in four receptions for 106 yards, including 57-yard touchdown reception vs. Georgia Southern (Sept. 13, 2014) ... Recorded five receptions for career-high 132 yards and two touchdowns against Wofford (Aug. 30), including career-best 71-yard touchdown reception ... Graduated from Georgia Tech in December with bachelor's degree in management.

**2014 Baseball:** Made two scoreless relief appearances on mound for Yellow Jackets ... Pitched one inning vs. VCU and tossed 1-2-3 inning of relief during win over UNC Greensboro.

**2013 (Junior):** Played in all 13 games and started eight times ... Ranked second on team, first among wide receivers, in receptions (21) ... Led team in touchdown receptions (4) ... Had 345 receiving yards (16.4 yards per reception) ... Had one rushing attempt for 12 yards ... Was Tech's primary punt returner with 11 attempts for 124 yards (11.3 yards per return) ... Would have ranked among ACC leaders in punt return average but did not have enough attempts to qualify for list ... Had five kickoff returns for 65 yards ... Hauled in first three pass receptions of career for 47 yards and two touchdowns in first ACC game, at Duke (Sept. 14) ... Had three receptions for 53 yards vs. North Carolina (Sept. 21) ... Continued hot September streak five days later vs. Virginia Tech (Sept. 26) with three receptions for 76 yards ... Caught three passes for 64 yards, had 12-yard rushing attempt and returned two punts for 49 yards in win over Pittsburgh (Nov. 2) ... Both receptions vs. Georgia (Nov. 30) went for touchdowns.

**2011-2013 Georgia Tech Baseball:** Pitched and played outfield for Yellow Jackets ... Pitched in 14 games in 2013 ... Played sparingly in 2012 because of shoulder injury, although did pitch in four games (one start) and was used frequently as pinch-runner ... Saw significant action as true freshman in 2010 ... Started 15 games in outfield and one game on mound ... Allowed just one earned run in 17.1 innings of work on mound for team-best 0.52 ERA among regular relievers ... Pitched scoreless ball in 13 relief outings.

**High School:** Tattnall Square Academy, 2010 ... Three-sport athlete in football, basketball and baseball ... Four-year letterwinner and two-year captain in baseball under head coach Joey Hiller ... Named *Louisville Slugger* All-American in 2010 and Aflac All-American in 2009 ... Led Tattnall Square to state title in 2008 and 2009 ... Earned all-region and all-state honors in three-straight years (2008, 2009, 2010) ... Named *Macon Telegraph* Player of the Year in 2008 and 2010 ... Threw two no-hitters in career, one as junior and one as senior ... Posted 9-2 record with 0.92 ERA on mound while hitting 10 home runs at plate during senior season ... In basketball, was named Georgia Independent Schools Association (GISA) Player of the Year in 2008 and 2010, while earning all-state honors from 2007-2010 ... Played four different positions in football (QB, RB, WR, S) ... Was named all-state in 2007 and 2008, as well as GISA player of the year in 2008 and 2009 ... Holds Tattnall Square single-season record for interceptions, and career records for interceptions and receiving yards.

**Personal:** Full name is DeAndre Tremaine Smelter ... Born Dec. 3, 1991, in Macon, Ga. ... Son of Vincent and Cora Smelter ... Has three brothers – Charles, Chris and Corey ... Father Vincent played basketball for Eastern Illinois.

### CAREER HIGHS

**Receptions:** 5, twice – last time at Virginia Tech, Sept. 20 2014  
**Receiving Yards:** 132 vs. Wofford, Aug. 30, 2014  
**Longest Reception:** 71 vs. Wofford, Aug. 30, 2014  
**Receiving TDs:** 2, three times – last time vs. Wofford, Aug. 30, 2014  
**Punt Returns:** 4 vs. Syracuse, Oct. 19, 2013  
**Punt Return Yards:** 43 vs. Syracuse, Oct. 19, 2013  
**Longest Punt Return:** 25 vs. Pittsburgh, Nov. 2, 2013  
**Kick Returns:** 3 at Miami, Oct. 5, 2013  
**Kick Return Yards:** 46 at Miami, Oct. 5, 2013  
**Longest Kick Return:** 19 yards at Miami, Oct. 5, 2013  
**Rushing Attempts:** 1, three times – last time at Georgia, Nov. 29, 2014  
**Rushing Yards:** 75 at North Carolina, Oct. 18, 2014  
**Longest Rush:** 75 at North Carolina, Oct. 18, 2014  
**Rushing TDs:** 1 at North Carolina, Oct. 18, 2014

### SMELTER CAREER STATISTICS

#### RECEIVING

YEAR	G-GS	REC	YDS	AVG	TD	LG
2013	13-8	21	345	16.4	4	42
2014	12-12	35	715	20.4	7	71
<b>Career</b>	<b>25-20</b>	<b>56</b>	<b>1,060</b>	<b>18.9</b>	<b>11</b>	<b>71</b>



## 12 DEMOND SMITH

DB • R Jr. • 6-0 • 191  
Monroe, Ga. (Monroe Area HS)

**2014 (Redshirt Sophomore):** Saw action in 11 games and started in first five games ... Had 15 tackles, including 12 solo, 1.5 tackles for loss and 0.5 sacks ... Tallied two tackles vs. Florida State in ACC Championship Game (Dec. 6) ... Had two solo tackles vs. Clemson (Nov. 15) ... Tallied one solo tackle at NC State (Nov. 8) ... Saw action at Pitt (10/25) ... Registered one solo tackle vs. Duke (Oct. 11) ... Broke up pass vs. Miami (Oct. 4) ... Had one solo tackle at Virginia Tech (Sept. 20) ... Tallied one tackle and first career sack vs. Georgia Southern (Sept. 13) ... Recorded two tackles and first career tackle for loss of five yards at Tulane (Sept. 6) ... Made first career start in first career game and tallied five tackles in season opener against Wofford (Aug. 30).



## PLAYER PROFILES

**2013 (Redshirt Freshman):** Did not play ... Missed season recovering from injury.

**2012 (True Freshman):** Redshirted, did not play.

**High School:** Good Counsel HS ... Played for head coach Bob Milloy ... Three-star *Rivals* recruit ... Good Counsel finished 12-0 for first undefeated season in school history ... Team captain ... Totaled 18 tackles for loss and nine sacks as senior ... First-team all-conference pick ... Consensus All-State pick and All-Metro selection by *The Washington Post*.

**Personal:** Full name is Roderick Anthony Rook-Chungong ... Born February 21, 1994 ... Son of Richard Chungong Sr. and Angela Rook ... Has three siblings – Richard Jr., Larisa and Kimberly ... Wore No. 50 in high school, and received number when mother was 50 years old ... Majoring in literature, media and communication.

### CAREER HIGHS

**Tackles:** 10, twice – last time vs. Florida State, Dec. 6, 2014

**Solo Tackles:** 9, at North Carolina, Oct. 18, 2014

**Tackles for Loss:** 1.5 vs. Alabama A&M, Nov. 23, 2013

**Sacks:** 0.5 vs. Alabama A&M, Nov. 23, 2013

**Forced Fumbles:** 1 vs. Georgia Southern, Sept. 13, 2014

**Fumble Recoveries:** 1 at Pitt, Oct. 25, 2014


**Pass Break-Ups:** 1 six times – last time at NC State, Nov. 8, 2014

**Interceptions:** 1 at Tulane, Sept. 6

### SMITH CAREER STATISTICS

#### DEFENSIVE

YEAR	G-GS	UT	AT	TT	TFL-YDS	QBS-YDS	FF/FR	PBU	INT-YDS
2012	14-0	11	1	12	0.0-0	0.0-0	0/0	0	0-0
2013	13-10	32	13	45	3.0-4	0.5-1	0/0	4	0-0
2014	13-9	52	19	71	2.0-5	0.0-0	1/1	4	1-0
<b>Career</b>	<b>40-19</b>	<b>95</b>	<b>33</b>	<b>128</b>	<b>5.0-9</b>	<b>0.5-1</b>	<b>1/1</b>	<b>8</b>	<b>1-0</b>



# 85

## WILL SMITH

WR • R.Jr. • 5-11 • 192

St. Louis, Mo. (John Burroughs HS)

**2014 (Redshirt Junior):** Played in one game ... Saw action vs. Virginia (Nov. 1) ... Did not record any stats.


**2013 (Redshirt Sophomore):** Saw action in three games – vs. Elon (Aug. 31), Syracuse (Oct. 19) and Alabama A&M (Nov. 23) ... Did not record any stats.

**2012 (Redshirt Freshman):** Did not see game action ... Member of scout team.

**2011 (True Freshman):** Redshirted, did not play.

**High School:** John Burroughs School ... Earned three varsity letters in football ... Played for coach Todd Small ... Played running back, wide receiver and linebacker ... Helped lead team to district title and runner-up in state playoffs ... Also earned three letters in swimming and one in crew.

**Personal:** Full name is William Connor Smith ... Parents are Stephen and Phoebe ... Has three siblings – Zach, Claire and Zoe ... Graduated high school with honors ... Began playing football in ninth grade ... Came to Tech because “I wanted to attend a prestigious engineering institution.” ... Majoring in industrial engineering.



# 22

## BRODERICK SNODDY

AB • R.Jr. • 5-9 • 190

Carrollton, Ga. (Carrollton HS)

**2014 (Redshirt Junior):** Played in 10 games, starting three, before suffering season-ending injury ... Carried 28 times for 283 yards for team-best 10.1 yards per rush ... Rushed for three touchdowns ... Hauled in three receptions for 100 yards ...

Carried twice for 51 yards, including career-long run of 46 yards, before suffering season-ending injury vs. Clemson (Nov. 15) ... Rushed for 37 yards at NC State (Nov. 8) ... Started for first time in career and rushed for 52 yards on seven carries vs. Virginia (Nov. 1) ... Set career highs for rushing yards (82) and rushing touchdowns (3) while tying Heinz Field record for rushing touchdowns by opponent at Pitt (Oct. 25) ... Rushed five times for 39 yards, had one 33-yard reception and had 26-yard kickoff return at North Carolina (Oct. 18) ... Returned one kickoff for 29 yards at Virginia Tech (Sept. 20) ... Returned two kickoffs for 39 yards, including career-high 25 kick return and recorded one reception for two yards vs. Georgia Southern (Sept. 13) ... Rushed twice for 13 yards and returned one kickoff for 18 yards at Tulane (Sept. 6) ... Totaled 74 yards of offense, which included one carry for nine yards and career-long reception for 65 yards against Wofford (Aug. 30).

**2013-14 Track:** Earned third-team All-ACC honors in 60m at ACC Indoor Championships ... Recorded four first-places finishes during indoor season ... Took first place in both 60m (6.71) and 200m (21.23) at Vanderbilt Invitational ... Won 60m (6.72) and finished as runner-up in 200m (21.38) at Samford Multi and Invitational Indoor ... Finished 1st 200m with personal best 21.23 at Cupid Classic ... Placed fifth in 200m at ACC Indoor Championships.

**2013 (Redshirt Sophomore):** Played in 12 games ... Rushed 24 times for 150 yards (6.2 yards per rush) ... Had two kickoff returns for 29 yards ... Carried eight times for 45 yards in season opener vs. Elon (Aug. 31) ... Returned two kickoffs vs. Virginia Tech (Sept. 26) ... Had career highs for rushing attempts (9), rushing yards (69) and longest rush (27) vs. Alabama A&M (Nov. 23).

**2012-13 Track:** Joined track and field team in January and soon after set school record in 60 meters (6.75) at Auburn Invitational ... One week later at meet hosted by Kentucky, won 200 meters, beating out 40 other competitors ... On Feb. 2 in South Bend, Ind., finished first in 60 with another school record (6.72) ... Broke school record in 60 for third time, winning Samford Invitational in 6.67 ... Qualified for ... NCAA Championships, where finished 13th nationally in 60 ... Earned second team Indoor USTFCCA All-American honors ran 10.3 100-meters in first outdoor meet.

**2012 (Redshirt Freshman):** Played in 13 games as back-up at B-back and on special teams ... Made nine tackles on special teams (eight solo tackles) ... Rushed 13 times for 50 yards and one touchdown ... Had one reception for 11 yards ... Carried six times for 13 yards and first career touchdown vs. Presbyterian (Sept. 8) ... Had three carries for 23 yards and 11-yard reception in win over Virginia (Sept. 15).

**2011 (True Freshman):** Redshirted, did not play.

**High School:** Carrollton HS ... Played for coach Rayvan Teague ... Rushed for 1,150 yards and 18 touchdowns as senior ... Rated as 49th-best prospect in state by *Atlanta Journal-Constitution* ... Named all-area in 2010 ... Invited to play in North-South Game ... Was track star in high school ... Won state 3A championship in 100 (10.76) and the 200 (21.91) ... Made academic honor roll.

**Personal:** Full name is Broderick Brett Snoddy ... Mother, Lynn ... Has two siblings – Bernard and Krishna ... Born Jan. 3, 1993, in Carrollton, Ga. ... Began playing football at age 6 ... Business administration major.

### CAREER HIGHS

**Rushing Attempts:** 9 vs. Alabama A&M, Nov. 23, 2013

**Rushing Yards:** 82 at Pitt, Oct. 25, 2014

**Rushing Touchdowns:** 3 at Pitt, Oct. 25, 2014

**Longest Rush:** 46 vs. Clemson, Nov. 15, 2014

**Receptions:** 1, four – last time at North Carolina, Oct. 18, 2014

**Receiving Yards:** 65 vs. Wofford, Aug. 30, 2014

**Longest Reception:** 65 yards vs. Wofford, Aug. 30, 2014

**Kickoff Returns:** 2 vs. Georgia Southern, Sept. 13, 2014

**Longest Kick Return:** 25 vs. Georgia Southern, Sept. 13, 2014

## PLAYER PROFILES

### SNODDY CAREER STATISTICS

#### RUSHING

YEAR	G-GS	ATT	YDS	AVG	TD	LG
2012	13-0	13	50	3.8	1	19
2013	12-0	24	150	6.3	0	27
2014	10-3	28	283	10.1	3	46
Career	35-3	65	483	7.4	4	46

#### RECEIVING

YEAR	G-GS	REC	YDS	AVG	TD	LG
2012	13-0	1	11	11.0	0	11
2013	12-0	0	0	0.0	0	0
2014	10-3	3	100	33.3	0	65
Career	35-3	4	111	27.8	0	65



## 60 KYLE STALLARD

**OL • RSo. • 6-3 • 266**  
Alpharetta, Ga. (Alpharetta HS)

**2014 (Redshirt Sophomore):** Played in one game ... Saw action at Pitt (Oct. 25).

**2013 (Redshirt Freshman):** Saw action in three games – vs. Elon (Aug. 31), Syracuse (Oct. 19) and Alabama A&M (Nov. 23).

**2012 (True Freshman):** Redshirted, did not play.

**High School:** Alpharetta HS ... Named to All-North Fulton Team and was honorable mention all-regional selection in 2011 ... Played in North Fulton/Forsyth Rotary Bowl in 2011 ... Alpharetta made first region 6AAAAAA playoff appearance in 2010 and won 6AAAAAA region championship in 2011 ... Part of offensive line that helped produce school record passing yards in 2011.

**Personal:** Full name is Kyle Jeffrey Stallard ... Born Oct. 7, 1993, in Greensboro, N.C. ... Son of Jeff and Julie Stallard ... Has one sister, Kaleigh ... Grandfather, Dewey, played football at Furman (1947-49) and father played football at Mars Hill (1982-86) ... Great uncle, Tracy Stallard, was major league pitcher who threw 51st home run ball to Roger Maris ... Wore #59 in high school – combination of number father (#52) and grandfather (#29) wore when playing in college.



## 99 TYLER STARGEL

**DE • RSo. • 6-3 • 246**  
Orange Beach, Ala. (Gulf Shores HS)

**2014 (Redshirt Sophomore):** Played in 13 games, starting first two games ... Had five tackles, including four solo and one sack, and broke up one pass ... Had one pass break up vs. Duke (Oct. 11) ... Had one solo tackle at Virginia Tech (Sept. 20) ... Notched two tackles which included first career sack for loss of eight yards at Tulane (Sept. 6) ... Recorded first career start and had career-high two tackles against Wofford (Aug. 30).

**2013 (Redshirt Freshman):** Played in 11 games ... Learned great deal from Jeremiah Attaochu and defensive line coach Mike Pelton ... Made tackle at Miami (Oct. 5).

**2012 (True Freshman):** Redshirted, did not play.

**High School:** Gulf Shores HS ... Played for head coach Ben Blackmon ... Attended Pickens HS outside of Atlanta as freshman before family moved to Alabama ... Rated as three-star prospect by *Rivals* and *Scout* ... Finished senior season with 79 tackles, three sacks, four blocked kicks, three caused fumbles and fumble recovery ... 79 stops led league and was fourth in state ... Second-team all-state and all-region pick.

**Personal:** Full name is Tyler Dean Stargel ... Born Nov. 23, 1993, in Marietta, Ga. ... Son of Dennis and Rhonda Stargel ... Started playing football at age 8 ... Enjoys listening to live music and is learning guitar ... Chose Tech because “academics are second to none” ... Was four-year member of Honor Roll and National Honor Society in high school ... Majoring in business administration.



## 67 JAKE STICKLER

**OL • Fr. • 6-5 • 261**  
Bradenton, Fla. (Manatee HS)

**2014 (True Freshman):** Has not played this season ... Member of scout team.

**High School:** Manatee HS, 2014 ... Was three-year starter under coach Joe Kinnan ... Played both offensive tackle and tight end ... Helped team to Florida 7A state championship title in 2011 ... Part of offensive line that helped Manatee average 323 yards per game rushing and score 47 rushing touchdowns in 2013 ... Team went 11-1 in 2013.

**Personal:** Full name is Jacob Sean Stickler ... Born February 28, 1996, in Bradenton, Fla. ... Parents are Sean Stickler and Jennifer Hale ... Has younger brother, Jordan ... Father Sean played football at UCF ... Intends to major in business ... Began playing football at age 5 when joined flag football team ... Participated in school's orchestra for seven years ... Can play seven musical instruments ... Chose Georgia Tech in part because of academic prestige that comes from earning Tech degree.



## 56 TREVOR STROEBEL

**LS • So. • 6-4 • 218**  
Saukville, Wis. (Cedarburg HS)

**2014 (Sophomore):** Played in all 13 games as Tech's short snapper ... Did not record any stats.


**2013 (True Freshman):** Played in six games ... Was forced into action in fourth game of season, nationally-televised Thursday night game vs. Virginia Tech (Sept. 26) ... Handled duties without flaw against Hokies ... Made first special teams 'start' next week at Miami (Oct. 5) ... After watching from sidelines over next four games, took over snapping duties once again for final four games of season.

**High School:** Cedarburg HS, 2013 ... Earned three varsity letters playing for coach Brian Leair ... Played long snapper and center ... Helped lead team to three playoff appearances ... 2010 team finished state runner-up ... 2011 squad won conference title ... Earned high (academic) honors four years ... National Honor Society.

**Personal:** Full name is Trevor Ronald Stroebel ... Parents are Dwey and Laura ... Dwey is Wisconsin state legislator ... Born Jan. 31, 1995, in Milwaukee ... Has seven siblings – Spencer, Maggie, Stewart, Mitchell, Lewis, Wesley and Mary ... Spencer was on Princeton crew team from 2008-12 ... Maggie is currently on Princeton crew team ... Wants to one day become politician ... Chose Georgia Tech because of athletics and academics ... Enjoys snowmobiling, which may not be easy to do in Atlanta ... Began long-snapping duties at age 7 ... Undecided on major.



## PLAYER PROFILES



### 84 MICHAEL SUMMERS

WR • RSo. • 6-1 • 196  
Statesboro, Ga. (Statesboro HS)

**2014 (Redshirt Sophomore):** Played in all 13 games, starting seven ... Started against Wofford, Tulane, Georgia Southern, Virginia Tech, Miami and Florida State ... Had five receptions for 34 yards ... Had one catch for five yards vs. Duke (Oct. 11) ... Hauled in two catches for 14 yards vs. Miami ... Had two receptions for 15 yards against Wofford (Aug. 30) in season opener.

**2013 (Redshirt Freshman):** Played in all 13 games and started 11 times ... Had 10 receptions for 211 yards (21.1 yards per reception), helping Georgia Tech lead nation in yards per pass completion ... Had two rushing attempts for 19 yards ... Got career off to fantastic start with three receptions for 79 yards in season opener vs. Elon (Aug. 31) ... Hauled in 49-yard reception at BYU (Oct. 12) ... Had three receptions for 24 yards and one 11-yard rushing attempt at Clemson (Nov. 14) ... Caught two passes for 23 yards vs. Georgia (Nov. 30).

**2012 (True Freshman):** Redshirted, did not play.

**High School:** Statesboro HS ... Played for head coach Steve Pennington ... Rated with three stars and ranked No. 85 at safety position by *Scout* ... Played both sides of ball ... Totaled over 1,400 yards of total offense and scored 13 touchdowns ... First-team all-region pick ... Played in Georgia North-South All-Star Game.

**Personal:** Full name is Micheal Wayne Summers Jr. ... Son of Micheal and Vivian Summers ... Born Jan. 24, 1994, in Augusta, Ga. ... Has one sister, Jasmyne ... Father played football at South Carolina State (1984-88) and in NFL for Colts (1988-89) ... Lifelong friends with Tech teammate, Freddie Burden ... Grew up in shadows of Georgia Southern, where Paul Johnson won pair of national championships ... Cousin, Michael Johnson, is 1999 Tech graduate ... Was taught basic football fundamentals by dad at age 6 ... Majoring in business administration.

#### CAREER HIGHS

**Receptions:** 3, twice – last time at Clemson, Nov. 14, 2013  
**Receiving Yards:** 79 vs. Elon, Aug. 31, 2013  
**Longest Reception:** 54 vs. Elon, Aug. 31, 2013  
**Rushing Attempts:** 1, twice – last time at Clemson, Nov. 14, 2013  
**Rushing Yards:** 11 at Clemson, Nov. 14, 2013

#### SUMMERS CAREER STATISTICS

##### RECEIVING

YEAR	G-GS	REC	YDS	AVG	TD	LG
2012 – Did Not Play (Redshirted)						
2013	13-11	10	211	21.1	0	54
2014	13-7	5	34	6.8	0	13
<b>Career</b>	<b>26-18</b>	<b>15</b>	<b>245</b>	<b>16.3</b>	<b>0</b>	<b>54</b>



### 4 BRADY SWILLING

QB • RFr. • 6-2 • 213  
Chatsworth, Ga. (North Murray HS)


**2014 (Redshirt Freshman):** Has not played this season ... Member of scout team.

**2013 (True Freshman):** Redshirted, did not play.

**High School:** North Murray HS, 2013 ... Played quarterback for four years for coach David Gann ... Served two years as team captain for school that was established in 2009 ... Earned all-area, all-region and honorable mention all-state honors as senior ... Played in North/Central All-Star Game ... Passed for 1,519 yards and rushed for 1,500 yards as senior ... Rushed for 12 touchdowns and passed for 11 TDs as senior ... Rushed for 238 yards in one game ... Also played basketball and ran

track for four years ... Was regional champion and finished third in state high jump in 2012 ... Also won regional crown in high jump in 2013.

**Personal:** Full name is Brady Keith Swilling ... Parents are Keith and Tracy ... Born Nov. 3, 1994, in Dalton, Ga. ... Has one sibling, Kelsey ... Father, Keith, played football at Furman in late 1980s ... Uncle, Hugh, played quarterback for Paladins in early 1990s ... Began playing football at age 9 ... Considering major in civil engineering.



### 36 TYLER TEKNIPP

DB • RSo. • 5-10 • 190  
McDonough, Ga. (Eagle's Landing HS)

**2014 (Redshirt Sophomore):** Has played in one game ... Saw action at Virginia Tech (Sept. 20) ... Did not record any stats.

**2013 (Redshirt Freshman):** Saw action in two games – vs. Elon (Aug. 31) and Alabama A&M (Nov. 23) ... Recorded first career tackle vs. Alabama A&M.

**2012 (True Freshman):** Redshirted, did not play.

**High School:** Eagle's Landing HS ... Was first team all-region (4-AAA) pick as punter in 2010 and 2011 and was second-team all-region selection as quarterback in 2011 ... Holds school's career record for passing yards (3,650) and set single-season record for passing yards (1,542) in 2011.

**Personal:** Full name is Tyler Joseph Teknipp ... Son of Joe and Jen Teknipp ... Born Jan. 24, 1994, in Euclid, Ohio ... Has one sister, Caitlin ... Father played football at Kent State (1987-89) and mother was cheerleader there (1988-89) ... Grandfather, Ty Anderson, played hockey at Boston College ... Great grandfather, Osborne "Ty" Anderson, played hockey for Team USA in 1932 Olympics and won silver medal ... Had cousin play football at Troy and another cousin play volleyball at Georgia ... Wore #19 in high school because of love for Cleveland Browns and Bernie Kosar.



### 5 JUSTIN THOMAS

QB • RSo. • 5-11 • 189  
Prattville, Ala. (Prattville HS)

**2014 ALL-ACC, SECOND TEAM** (coaches)

**2014 ALL-ACC, THIRD TEAM** (ACSMA)

**2014 (Redshirt Sophomore)** Started all 13 games ... Team captain ... Named to second-team All-ACC by league's head coaches and third-team All-ACC by media ... Had four 100-yard rushing games and eight 100-yard passing games ... Sixth Tech QB to rush for 1,000 career rushing yards ... Rushed 176 times for team-best 965 yards (5.5 yards per carry) and five TDs ... Completed 89-of-175 passes (.509) for 1,594 yards and 17 touchdowns ... Rushed for 104 yards and completed 8-of-14 passes for 134 yards and one TD vs. Florida State in ACC Championship game (Dec. 6) ... Threw six completions for 64 yards and one touchdown pass and rushed for 34 yards at Georgia (Nov. 29) ... Rushed 11 times for 46 yards, including career-long rush of 65 yards, while completing eight passes for 102 yards and one touchdown vs. Clemson (Nov. 15) ... Became ixth Tech QB to rush for 1,000 career yards after recording 60 rushing yards and one touchdown at NC State (Nov. 8) ... Went 5-for-6 passing for 47 yards at NC State ... Threw seven completions for 141 yards and three touchdowns vs. Virginia (Nov. 1) ... Became fifth Georgia Tech quarterback to rush for more than 700 yards in season after rushing for 92 yards and one touchdown at Pitt (Oct. 25) ... Also completed five passes for 147 yards and threw career-long 79-yard touchdown pass to Charles Perkins at Pitt ... Completed 8-for-18 passes for 235 yards and three touchdowns and rushed for 36 yards at UNC (Oct. 18) ... Recorded third 100-yard rushing game with 15 carries for 119 yards and one touchdown while throwing six

# PLAYER PROFILES

completions for 61 yards vs. Duke (Oct. 11) ... Had 13 rushing attempts for 27 yards and went 4-for-7 for 53 yards vs. Miami (Oct. 4) ... Named ACC's Offensive Back of the Week after rushing for career-high 165 yards on 22 carries and one touchdown and completing 7-of-18 passes for 125 yards and one touchdown at Virginia Tech (Sept. 20) ... Recorded 325 yards of total offense, 137 rushing yards, threw four touch downs and rushed for one vs. Georgia Southern (Sept. 13) ... Carried 10 times for 70 yards including 27-yard rush and threw three completions for 15 yards at Tulane (Sept. 6) ... In first career start, recorded 353 yards of total offense while setting career highs in passing yards (282) against Wofford (Aug. 30).

**2013 (Redshirt Freshman):** Played in 10 games as back-up to starter Vad Lee ... Rushed 33 times for 234 yards (7.1 ypa) and two touchdowns ... Completed 9-of-17 passes (.529) for 131 yards and one touchdown ... Had five rushing attempts for 53 yards and one touchdown in first collegiate game vs. Elon (Aug. 31) ... Completed all four passing attempts for 30 yards and one touchdown at BYU (Oct. 12) ... Carried 10 times for 95 yards and touchdown vs. Syracuse (Oct. 19) ... Rushed three times for 23 yards and completed 2-of-3 passes for 27 yards at Clemson (Nov. 14).

**2012 (True Freshman):** Redshirted, did not play.

**High School:** Prattville HS ... Played for head coach Jamey DuBose ... Ranked as four-star prospect and No. 19 all-purpose athlete in country by *Rivals* ... Led Prattville to Class 6A state championship in 2011 ... Was named MVP of state championship game ... Completed 66 percent of passes for 1,652 yards and 13 touchdowns and rushed for 896 yards and seven TDs ... Ranked second in state in total offense and fourth in passing ... Won Alabama state 4A-6A championship in 100-meters with time of 10.79 second ... Also played basketball and baseball at Prattville ... Won basketball regional titles in 2010 and 2011.

**Personal:** Full name is Justin Micheal Bryant Thomas ... Born March 15, 1994, in Montgomery, Ala. ... Son of Milton and Tanya Thomas ... Has three siblings – Blake, Paige and Krissy ... Cousin, Quentin Riggins, played linebacker at Auburn (1986-89) ... Lists winning 6A state football title, and three world series titles in travel baseball as most memorable athletic achievements ... Business administration major.

## CAREER HIGHS

**Rushing Attempts:** 22 at Virginia Tech, Sept. 20, 2014  
**Yards Rushing:** 165 at Virginia Tech, Sept. 20, 2014  
**TD Rushing:** 1, seven times – last time at Pitt, Oct. 25, 2014  
**Longest Rush:** 65 vs. Clemson, Nov. 15, 2014  
**Passing Touchdowns:** 4 vs. Georgia Southern, Sept. 13, 2014  
**Passing Yards:** 282 vs. Wofford, Aug. 30, 2014  
**Completions:** 11, twice – last time vs. Georgia Southern, Sept. 13, 2014  
**Attempts:** 24 vs. Georgia Southern, Sept. 13, 2014  
**Passing Efficiency:** 275.25 vs. Wofford, Aug. 30, 2014  
**Longest Pass:** 79 (to Charles Perkins) at Pitt, Oct. 25, 2014


## THOMAS CAREER STATISTICS

### PASSING

YEAR	G-GS	CMP	ATT	YDS	PCT	TD	INT	LG
2013	10-0	9	17	131	52.9	1	2	36
2014	13-13	89	175	1,594	50.9	17	5	79
<b>Career</b>	<b>23-13</b>	<b>98</b>	<b>192</b>	<b>1,726</b>	<b>51.0</b>	<b>18</b>	<b>7</b>	<b>79</b>

### RUSHING

YEAR	G-GS	ATT	YDS	AVG	TD	LG
2013	10-0	33	234	7.1	2	50
2014	13-13	176	965	5.5	5	65
<b>Career</b>	<b>23-13</b>	<b>209</b>	<b>1,199</b>	<b>5.7</b>	<b>7</b>	<b>65</b>



## 55 SEAN TOBIN

LS • R Jr. • 6-3 • 219  
 Holmdel, N.J. (Saint John Vianney HS)

**2014 (Redshirt Junior):** Saw action in 12 games as Tech's long snapper ... Graduated from Georgia Tech in December with bachelor's degree in business administration.


**2013 (Redshirt Sophomore):** Played in nine games, missing four games because of injury ... Did not play at Miami (Oct. 5) and did not play in final three games of season ... Tech's only missed PAT came when Tobin was sidelined.

**2012 (Sophomore):** Redshirted, did not play.

**2011 (True Freshman):** Saw action in nine games ... Took over as Tech's primary long snapper against Maryland and retained it for rest of season.

**High School:** Saint John Vianney HS ... Played for coach Skip Edwards ... Earned New Jersey all-class honors ... Earned three varsity letters and served one year as team captain ... Considered one of top long snappers nationally ... Earned all-area honors as senior ... Had 16 tackles in one game ... Invited to play in New Jersey North-South Game.

**Personal:** Full name is Sean Michael Tobin ... Parents Mike and MaryAnn ... Born May 17, 1993 in Edison, N.J. ... Cousin, Anthony Dipaula, played football at Rutgers ... Made Dean's List in fall of 2012 ... Majoring in business administration.



## 43 KYLE TRAVIS

LB • Sr. • 6-3 • 241  
 Cumming, Ga. (South Forsyth HS)

**2014 (Senior):** Played in 11 games, starting in four in middle of season ... Had 10 tackles, including five solo and 1.5 for loss ... Recovered one fumble and broke up pass ... Had one tackle and recovered first fumble of career at Pitt (Oct. 25) ... Tallied three tackles at North Carolina (Oct. 18) ... Registered career-best four solo tackles, including one for loss of four yards, and had one pass breakup vs. Duke (Oct. 11) ... Recorded first career start vs. Miami (Oct. 4) ... Had two tackles at Virginia Tech (Sept. 20) and recorded half-tackle for loss of one yard.

**2013 (Junior):** Played in all 13 games ... Saw most of action on special teams ... Recorded three tackles ... Recorded tackles in ACC victories over Duke (Sept. 14) and North Carolina (Sept. 21) ... Had tackle vs. Alabama A&M (Nov. 23).

**2012 (Sophomore):** Played in nine games, including each of last six games of season ... Recorded four tackles, including three solo tackles ... Registered two tackles – both solo tackles – in win over Virginia (Sept. 15) ... Had tackle against Florida State in ACC Championship Game (Dec. 1).

**2011 (True Freshman):** Played in 11 games as true freshman ... Majority of action came on special teams ... Recorded two tackles on season ... Had tackle in first collegiate game vs. Western Carolina (Sept. 1) ... Also credited with tackle in win over Kansas (Sept. 17).

**High School:** South Forsyth HS ... Earned three varsity letters and served one year as team captain for coach Jeff Arnette ... Played fullback, offensive line and defensive end at SFHS ... Earned all-county honors in 2009 and 2010 ... Selected all-region in 2010 ... Holds school power clean record (325 pounds) ... Also played three seasons on lacrosse team.

**Personal:** Full name is Kyle William Travis ... Parents are Todd and Ann ... Has younger sister and brother – Kelli and Conner ... Born June 26, 1993, in Atlanta ... Cousin, Sam Dawes, played baseball at Miami (Ohio) ... Began playing football in fifth grade ... Business administration major.

PLAYERS



# PLAYER PROFILES


## CAREER HIGHS

**Tackles:** 4, vs. Duke, Oct. 11, 2014  
**Tackles for Loss:** 1, vs. Duke, Oct., 11, 2014  
**Pass Break-Ups:** 1, vs. Duke, Oct. 11, 2014  
**Fumble Recoveries:** 1, at Pitt, Oct. 25, 2014

## TRAVIS CAREER STATISTICS

### DEFENSIVE

YEAR	G-GS	UT	AT	TT	TFL-YDS	QBS-YDS	FF/FR	PBU	INT-YDS
2011	11-0	1	1	2	0.0-0	0.0-0	0/0	0	0-0
2012	9-0	3	1	4	0.0-0	0.0-0	0/0	0	0-0
2013	13-0	1	2	3	0.0-0	0.0-0	0/0	0	0-0
2014	11-4	5	5	10	1.5-5	0.0-0	0/1	1	0-0
<b>Career</b>	<b>44-4</b>	<b>10</b>	<b>9</b>	<b>19</b>	<b>1.5-5</b>	<b>0.0-0</b>	<b>0/1</b>	<b>1</b>	<b>0-0</b>



88

## DARREN WALLER

WR • Sr. • 6-5 • 241  
Acworth, Ga. (North Cobb HS)

**2014 (Senior):** Played in 11 games, starting seven ... Caught 21 passes for 328 yards and five touchdowns, averaging 15.6 yards per catch ... Had five receptions for 73 yards and caught 25-yard touchdown pass with 1:47 left in game vs. Florida State in ACC Championship Game (Dec. 6) ... Caught seven-yard touchdown pass at Georgia (Nov. 29) ... Hauled in two receptions for 10 yards vs. Clemson (Nov. 15) ... Had one catch for 16 yards at NC State (Nov. 8) ... Recorded two catches for 17 yards, including 11-yard touchdown reception vs. Virginia (Nov. 1) ... Had two receptions for 24 yards at Pitt (Oct. 25) ... Caught 55-yard touchdown pass at North Carolina (Oct. 18) ... Hauled in career-high five receptions for career-best 96 yards vs. Duke (Oct. 11) ... Saw action against Miami (Oct. 4) ... Saw action at Virginia Tech (Sept. 20) ... Had two receptions for 30 yards, including four-yard touchdown catch against Georgia Southern (Sept. 13) ... Graduated from Georgia Tech in December with bachelor's degree in management.

**2013 (Junior):** Played in 12 games and started four times ... Recorded 17 receptions for 367 yards and team-best 21.6 yards per reception ... Had three touchdown receptions ... Caught two passes for 38 yards and touchdown vs. North Carolina (Sept. 21) ... Had three receptions for 28 yards vs. Virginia Tech (Sept. 26) ... Caught two passes for 41 yards at Miami (Oct. 5) ... Had 46-yard reception vs. Syracuse (Oct. 19) ... Hauled in 68-yard reception vs. Georgia (Nov. 30) ... Caught two passes for 79 yards including 72-yard TD reception vs. Ole Miss in Music City Bowl (Dec. 30).

**2012 (Sophomore):** Played in all 14 games and started 10 times ... Started final six games when Yellow Jackets went 4-2 down stretch ... Had two receptions longer than 40 yards ... Recorded eight receptions for 162 yards (20.2 yards per reception) ... Made first two receptions of career vs. Middle Tennessee State (Sept. 29) ... Caught two passes for 19 yards following Saturday at Clemson (Oct. 6) ... Broke loose for 68-yard reception in win at North Carolina (Nov. 10) ... Had two receptions for 59 yards, including one catch for 42 yards, against Florida State in ACC Championship Game (Dec. 1).

**2011 (True Freshman):** Played in 12 games as top reserve at wide receiver and as blocked kick/punt specialist ... Had forced fumble on special teams.

**High School:** North Cobb HS ... Played for coach Shane Queen ... Good student with lofty high school GPA ... Earned three stars from both *Rivals* and *Scout* ... Earned three varsity letters and served two years as team captain ... Played wide receiver and defensive back ... Played on regional championship team in 2007 ... Named first-team all-county and all-region, and second-team all-state as senior ... Invited to play in Cobb Senior Bowl ... Had 71-yard TD reception against Hillgrove ... Recorded 19 tackles as junior against Cherokee ... Played three seasons on basketball team.

**Personal:** Full name is Darren Charles Waller ... Parents are Dorian and Charlena ... Has one sibling, Deanna ... Born Sept. 13, 1992 in Landover, Md. ... Has previously lived in Colorado Springs, Colo., and Marietta, Ga. ... Has three uncles who all played

for Johnson C. Smith University ... Great grandfather was Fats Waller, legendary jazz musician.

## CAREER HIGHS

**Receptions:** 5, twice – last time vs. Florida State, Dec. 6, 2014  
**Receiving Yards:** 96 vs. Duke, Oct. 11, 2014  
**Longest Reception:** 72 vs. Ole Miss, Dec. 30, 2013  
**TD Receptions:** 1, eight times – last time vs. Florida State, Dec. 6, 2014

## WALLER CAREER STATISTICS

### RECEIVING

YEAR	G-GS	REC	YDS	AVG	TD	LG
2011	12-0	0	0	0.0	0	0
2012	14-10	8	162	20.2	0	63
2013	13-11	10	211	21.1	0	54
2014	11-7	21	328	15.6	5	55
<b>Career</b>	<b>50-28</b>	<b>39</b>	<b>701</b>	<b>17.9</b>	<b>5</b>	<b>63</b>



28

## D.J. WHITE

DB • Jr. • 5-11 • 188  
McDonough, Ga. (Union Grove HS)

## 2014 ALL-ACC, HONORABLE MENTION (ACSMA)

**2014 (Junior):** Started all 13 games ... Named All-ACC honorable mention by media ... Had 62 tackles, including 48 solo and 2.5 tackles for loss ... Recorded team-high four interceptions, including one returned for touchdown ... Also had team-best five pass break-ups, one quarterback hurry and forced one fumble ... Tallied one solo tackle vs. Florida State in ACC Championship Game (Dec. 6) ... Recorded fourth interception to win game in overtime at Georgia (Nov. 29) ... Also recorded four tackles and one tackle for loss at Georgia ... Intercepted pass and recorded four tackles vs. Clemson (Nov. 15) ... Recorded seven tackles, including six solo, had first pick-six of his career after returning interception 48 yards for touchdown and broke up two passes at NC State (Nov. 8) ... Led defense with six solo tackles and broke up one pass vs. Virginia (Nov. 1) ... Registered three tackles and forced fumble on goal line at Pitt (Oct. 25) ... Tallied 11 tackles, including eight solo, at North Carolina (Oct. 18) ... Had five solo tackles vs. Duke (Oct. 11) ... Registered two solo tackles vs. Miami (Oct. 4) ... Recorded second career interception that set up game-winning drive and had 10 tackles, including 1.5 for a loss of two yards, at Virginia Tech (Sept. 20) ... Tallied two solo tackles and broke up pass vs. Georgia Southern (Sept. 13) ... Recorded four solo tackles and broke up pass at Tulane (Sept. 6) ... Had three tackles, including two solo, in season opener against Wofford (Aug. 30).

**2013 (sophomore):** Played in all 13 games, starting nine times ... Recorded 50 tackles, 40 solo tackles, and tackle for loss ... Forced two fumbles, had one interception and broke up five passes ... Registered five tackles at BYU (Oct. 12) ... Had five tackles at Virginia (Oct. 26) ... Recorded five solo tackles and tackle for loss vs. Georgia (Nov. 30) ... Had breakout game vs. Ole Miss in Music City Bowl (Dec. 30) ... Recorded career-high 13 tackles and 11 solo tackles, forced two fumbles and had first career interception against Rebels.

**2012 (True Freshman):** Played in 10 games – final 10 games of season ... Recorded five tackles – all of them solo tackles ... Forced one fumble ... Recorded two solo tackles in win over Boston College (Oct. 20) ... Had pair of solo tackles and forced fumble at North Carolina (Nov. 10).

**High School:** Union Grove HS ... played for head coach Paul Burgdorf ... Rated with three stars and ranked No. 121 at cornerback by *Scout* ... Ranked No. 29 at cornerback nationally by ESPN ... Averaged 8.59 yards per carry, 21.85 yards per catch, 16 yards per punt return, 22.3 yards per kick return, made 21 tackles and recorded interception as senior ... First-team all-region and honorable mention all-state in 2011.

## PLAYER PROFILES

**Personal:** Full name is David Jamaal White ... Born Sept. 9, 1993 in Atlanta ... Son of Brockston and Zina White ... Has three siblings – Marcus, Darius and Michael ... Mother played college basketball at Truett McConnell ... Had two cousins run track in college and another, Horace Stroud, play football at Auburn ... Started playing football in sixth grade ... Listed Tech as favorite school growing up ... Wore No. 9 in high school because represented birth month and day (9/9/93) ... Majoring in business administration.

### CAREER HIGHS

**Tackles:** 13, vs. Ole Miss, Dec. 30, 2013

**Solo Tackles:** 11, vs. Ole Miss, Dec. 30, 2013

**TFL:** 1.5, at Virginia Tech, Sept. 20, 2014

**Forced Fumbles:** 2 vs. Ole Miss, Dec. 30, 2013

**Pass Break-Ups:** 3, vs. Ole Miss, Dec. 30, 2013

**Interceptions:** 1, five times – last time at Georgia, Nov. 29, 2014

### WHITE CAREER STATISTICS

#### DEFENSIVE

YEAR	G-GS	UT	AT	TT	TFL-YDS	QBS-YDS	FF/FR	PBU	INT-YDS
2012	10-0	5	0	5	0.0-0	0.0-0	1/0	0	0-0
2013	13-9	40	10	50	1.0-2	0.0-0	2/0	5	1-0
2014	13-13	48	14	62	2.5-3	0.0-0	1/0	5	4-48
<b>Career</b>	<b>36-22</b>	<b>93</b>	<b>24</b>	<b>117</b>	<b>3.5-5</b>	<b>0.0-0</b>	<b>4/0</b>	<b>10</b>	<b>5-48</b>



# 64

## JAKE WHITLEY

**OL • Fr. • 6-4 • 288**

**North Augusta, S.C. (North Augusta HS)**

**2014 (True Freshman):** Has not played this season ... Member of scout team.

**High School:** North Augusta HS, 2014 ... Three-year starter under coach Dan Pippin ... Started at both guard and tackle ... Was voted team captain in 2013 ... Senior class compiled combined record of 56-11 ... Was three-time all-region and all-state selection ... Ranked 55th nationally at guard by *ESPN.com* ... Nominated to both Shrine Bowl (South Carolina vs. North Carolina) All-Star Game and Border Bowl (South Carolina vs. Georgia).

**Personal:** Full name is Jake Wolfe Whitley ... Born July 6, 1996 in Augusta, Ga. ... Parents are John III and Nancy ... Has older brother, Jackson ... Jackson was drafted by Los Angeles Angels out of high school in 13th round in 2011 and played in team's minor league system for two years ... Distant relative of country music singer Keith Whitley ... Intends to major in business ... Has participated in North Augusta's AMP (athlete mentoring program) ... Has served as volunteer football camp instructor for AthElite training program, headed by Ryan Bowers, a former Atlanta Falcon ... Chose Georgia Tech in part because of educational opportunity, great football program and coaches, and familiarity with Tech's offensive system.



# 66

## MITCHELL WILLIAMS

**OL • RFr. • 6-2 • 236**

**Alpharetta, Ga. (Milton HS)**

**2014 (Redshirt Freshman):** Has not played this season ... Member of scout team.

**2013 (True Freshman):** Redshirted, did not play.

**High School:** Milton HS, 2013 ... Played three seasons of football, including one year as team captain ... Played defensive end for head coach Howie DeCristofaro ... Placed third in state 6-A weightlifting tournament ... Graduated with honors.

**Personal:** Full name is Mitchell Robert Williams ... Born Jan. 3, 1995, in Alpharetta, Ga. ... Goes by "Mitch" ... Parents are Wes and Julie ... Has one sister, Colleen ... Comes from athletic family ... Grandfather, Garland "Bulldog" Williams, played at UGA and was on Orange, Rose and Sugar Bowl teams – one of just three people to have played on winning teams in all three of those bowl games ... Went on to play later with Brooklyn Dodgers and Chicago Hornets ... Father, Wes, graduated from Georgia Tech in 1988 and was manager for Yellow Jackets football team from 1983-88 ... Wes also played entire college career for Tech junior varsity team ... Mitch was born premature – 10 weeks early and weighed just 3.5 pounds at birth ... Began playing football at age 5 ... Considering major in industrial engineering.



# 45

## ISIAH WILLIS

**AB • RSo. • 5-9 • 193**

**Marietta, Ga. (Lassiter HS)**

**2014 (Redshirt Sophomore):** Saw action in eight games ... Rushed twice for 18 yards at NC State (Nov. 8) ... Saw action against Wofford (Aug. 30), at Tulane (Sept. 6) and final six games of season.

**2013 (Redshirt Freshman):** Saw action in three games – vs. Elon (Aug. 31), Syracuse (Oct. 19) and Alabama A&M (Nov. 23) ... Had two rushes for 22 yards with long run of 14 yards, all coming vs. Alabama A&M.

**2012 (True Freshman):** Redshirted, did not play.

**High School:** Lassiter HS ... Was All-Cobb County selection at running back ... Played in Cobb County Senior Bowl and was game's leading rusher ... Also competed on track team ... Senior class graduated as winningest class in school history ... Was member of 4x400 relay that won region title in 2012.

**Personal:** Full name is Isiah Willis III ... Born August 25, 1994, in Atlanta ... Son of Isiah Willis Jr. and Tamela Willis ... Has two siblings – Taylor and Jade ... Wore #25 in high school to signify birth date.



# 9

## TONY ZENON

**AB • R Sr. • 5-8 • 177**

**Albany, Ga. (Deerfield Windsor Academy)**

**2014 (Redshirt Senior):** Played in 13 games, starting 12 ... Rushed 45 times for 293 yards (6.5 yards per carry) and four touchdowns ... Had eight receptions for 161 yards and one touchdown ... Rushed once for six yards vs. Florida State in ACC Championship Game (Dec. 6) ... Had one carry at Georgia (Nov. 29) ... Recorded five rushing yards on five carries and had one reception for 15 yards vs. Clemson (Nov. 15) ... Had six rushes for 54 yards at NC State (Nov. 8) ... Rushed for 10 yards vs. Virginia (Nov. 1) ... Carried three times for career-high 66 yards, including career-long 57 yard touchdown run at Pitt (Oct. 25) ... Rushed four times for 36 yards and had two receptions for 37 yards, including 12-yard touchdown reception, at North Carolina (Oct. 18) ... Recorded four carries for six yards against Duke (Oct. 11) ... Had five rushing attempts for 22 yards and six-yard touchdown run and caught two passes for 39 yards vs. Miami (Oct. 4) ... Rushed twice for three yards at Virginia Tech (Sept. 20) ... Carried twice for 11 yards vs. Georgia Southern (Sept. 13) ... During homecoming to New Orleans, rushed for 62 yards and two touchdowns, which included 41-yard run, at Tulane (Sept. 6) ... Caught career-high three passes for 70 yards and carried one time for 14 yards in season opener against Wofford (Aug. 30) ... Graduated from Georgia Tech in December with bachelor's degree in management.





# PLAYER PROFILES

**2013 (Redshirt Junior):** Played in 11 games and made one start ... Rushed 14 times for 35 yards and had one six-yard reception ... Had two punt returns ... Rushed three times for 10 yards, caught one pass for six yards and had punt return vs. North Carolina (Sept. 21) ... Started against Virginia Tech and had one punt return against Hokies (Sept. 26) ... Rushed two times for 11 yards vs. Syracuse (Oct. 19).

**2012 (Redshirt Sophomore):** Played in all 14 games ... Had six offensive plays of 20 or more yards – two by rushing, four receiving ... Rushed 31 times for 193 yards (6.2 yards per carry) and one touchdown ... Caught seven passes for 195 yards for lofty average of 27.9 yards per reception ... Returned three kickoffs for 52 yards ... Carried four times for 49 yards, had 40-yard pass reception and returned kickoff 20 yards vs. Presbyterian (Sept. 8) ... Rushed six times for career-high 57 yards and touchdown, caught two passes for 74 yards including one for 57 yards against Miami (Sept. 22) ... Had 44-yard reception and rushed for 17 yards in win over Boston College (Oct. 20).

**2011 (Redshirt Freshman):** Played in nine games and started at Middle Tennessee State ... Averaged 5.7 yards per carry on 15 rushing attempts ... Caught three passes for 104 yards (34.7 yards per catch) and one touchdown ... Had 392 all-purpose yards ... Had second-most kickoff returns (9) on team for average of 22.4 yards per attempt ... Had one rushing attempt and caught 19-yard pass in first career game, vs. Western Carolina (Sept. 1) ... Made first career start and caught 73-yard touchdown pass on Tech's first offensive play of game at Middle Tennessee State ... Finished with six carries for 47 yards and two receptions for 85 yards against Blue Raiders ... Had two carries for 12 yards vs. Maryland (Oct. 8).

**2010 (True Freshman):** Redshirted, did not play.

**High School:** Deerfield Windsor Academy ... Produced staggering numbers at Class AAA school in Georgia Independent School Association (GISA) ... Ran wild in DWA's Wing-T offense ... Finished senior season with 244 carries for 2,264 yards – an average of 9.28 yards per carry – and had 27 rushing touchdowns ... For career, Zenon had 5,684 rushing yards on 650 carries and 65 TDs.

**Personal:** Born Sept. 2, 1991 ... Originally from New Orleans, Hurricane Katrina forced him to move to Georgia ... Switched jersey numbers from 47 to 9 in August, 2011 ... Sixth player with last name beginning in Z to letter at Tech.

## CAREER HIGHS

**Rushing Attempts:** 8 at Tulane, Sept. 6, 2014  
**Rushing Yards:** 66 at Pitt, Oct. 25, 2014  
**Rushing Touchdowns:** 2 at Tulane, Sept. 6, 2014  
**Longest Rush:** 57 at Pitt, Oct. 25, 2014  
**Receptions:** 3, vs. Wofford, Aug. 30, 2014  
**Receiving Yards:** 85 at Middle Tennessee State, Sept. 10, 2011  
**Receiving Touchdowns:** 1, twice – last time at North Carolina, Oct. 18, 2014  
**Longest Reception:** 73 at Middle Tennessee State, Sept. 10, 2011  
**Kick Returns:** 3 vs. Maryland, Oct. 8, 2011  
**Kick Return Yards:** 115 vs. Maryland, Oct. 8, 2011  
**Longest Kick Return:** 79 vs. Maryland, Oct. 8, 2011  
**All Purpose Yards:** 131 vs. Miami, Sept. 22, 2012

## ZENON CAREER STATISTICS

### RUSHING

YEAR	G-GS	ATT	YDS	AVG	TD	LG
2010 – Did Not Play (Redshirted)						
2011	9-1	15	86	5.7	0	19
2012	14-0	31	193	6.2	1	39
2013	11-1	14	35	2.5	0	14
2014	13-12	45	293	6.5	4	57
<b>Career</b>	<b>47-14</b>	<b>105</b>	<b>607</b>	<b>5.8</b>	<b>5</b>	<b>57</b>

### RECEIVING

YEAR	G-GS	REC	YDS	AVG	TD	LG
2010 – Did Not Play (Redshirted)						
2011	9-1	3	104	34.7	1	73
2012	14-0	7	195	27.9	0	57
2013	11-1	1	6	6.0	0	6
2014	13-12	8	161	20.1	1	33
<b>Career</b>	<b>47-14</b>	<b>19</b>	<b>466</b>	<b>24.5</b>	<b>2</b>	<b>73</b>

PLAYERS

# HEAD COACH PAUL JOHNSON



## PAUL JOHNSON

### HEAD COACH

WESTERN CAROLINA, 1979

The 2014 Atlantic Coast Conference Coach of the Year, Paul Johnson has led Georgia Tech to seven consecutive bowl games and to three ACC Championship Game appearances while breaking records with his spread option offense.

Johnson, in his seventh year with the Yellow Jackets and his 18th year overall as a head coach, recently agreed to a contract extension through the 2020 season.

The only person ever named ACC Coach of the Year in his first two seasons in the league, Johnson has compiled a record of 57-35 in seven seasons on The Flats. Johnson won more games in his first six seasons than any coach in Georgia Tech history, which includes legendary John Heisman.

In 18 years overall as a head coach, with previous stops at Georgia Southern and Navy, Johnson owns a career record of 164-74. Among active FBS coaches, Johnson ranks 10th in number of victories.

The mastermind behind Georgia Tech's high-octane spread option offense, Johnson's teams have ranked in the top six nationally in rushing offense each of his seven seasons, including this season's average of 333.6 yards per game, which is on a school-record pace.

After winning 10 games, earning the ACC Coastal Division title and closing the regular season with consecutive wins over then-No. 19 Clemson and then-No. 9 Georgia, the Yellow Jackets enter the 2014 Capital One Orange Bowl leading the ACC in 10 statistical categories including rushing offense, scoring offense, pass efficiency and turnover margin.

This season, Georgia Tech ranks third nationally in rushing and leads the FBS in third-down conversions.

Since 2008, Georgia Tech has rushed for more yards than any team in college football. Over the past seven seasons combined, the Yellow Jackets have rushed for more than 28,000 yards, the equivalent of 16 miles.

What Johnson has accomplished at Georgia Tech is remarkable:

- In his first two seasons at Tech, Johnson was named the ACC Coach of the Year and added his third award in 2014.
- In 2008, he was named National Coach of the Year by CBS Sports.
- The Yellow Jackets have finished first or second in the ACC Coastal Division in six of Johnson's seven seasons.
- Seven of the 10-best seasons of total offense in school history have come under Johnson.
- Tech has averaged 8.2 wins per season under Johnson and this season's 10-3 record is the ninth 10-win season in program history – two have come under Johnson.
- Johnson is 7-2 in home games against top-25 opponents.
- Under Johnson, Tech's Academic Progress Report (APR) scores have risen every year.

In 2013, Georgia Tech finished 7-6 overall, 5-3 in the ACC, beating eventual Coastal Division champion Duke for the 10th straight season and topping Coastal rival North Carolina for the fifth consecutive year. The Yellow Jackets recorded two shutouts – 56-0 vs. ACC newcomer Syracuse and 70-0 vs. Elon – the first time since 1985 that Tech pitched two shutouts in one season.

While Tech advanced to a bowl game for the 17th consecutive season, the Jackets were a play or two away from double-digit victories. Tech had the ball with a chance to tie or take the lead in the fourth quarter of losses to Virginia Tech, Miami and Georgia.

Tech finished ranked in the top 10 in eight different national statistical categories, including sixth in rushing offense.

In 2012, Georgia Tech struggled to a 2-4 start, which included a pair of heart-breaking overtime losses to ACC Coastal Division rivals Virginia Tech and Miami. But the Yellow Jackets turned it around the second half of the season, erupting for 68 points at North Carolina en route to winning four straight conference games. By the time the dust cleared in late November, Tech was crowned Coastal Division champion and played in the ACC Championship Game.

## JOHNSON FILE

### PERSONAL

<b>Hometown</b>	Newland, N.C.
<b>Education</b>	Western Carolina, 1979 (B.S., physical education) Appalachian State, 1982 (M.S., physical education)
<b>Family</b>	wife Susan; daughter Kaitlyn

### COACHING EXPERIENCE

<b>1979-80</b>	Offensive Coordinator / Line Coach, Avery County (N.C.) HS
<b>1981-82</b>	Offensive Coordinator, Lees-McRae Junior College
<b>1983-84</b>	Defensive Line, Georgia Southern
<b>1985-86</b>	Offensive Coordinator, Georgia Southern
<b>1987-94</b>	Offensive Coordinator, Hawai'i
<b>1995-96</b>	Offensive Coordinator, Navy
<b>1997-2001</b>	Head Coach, Georgia Southern
<b>2002-07</b>	Head Coach, Navy
<b>2008-present</b>	Head Coach, Georgia Tech

### COACHING HONORS

<b>1997</b>	Southern Conference Coach of the Year (media, coaches)
<b>1997</b>	AFCA I-AA Region II Coach of the Year
<b>1997</b>	Schutt Sports   <i>American Football Quarterly</i> I-AA National Coach of the Year
<b>1998</b>	Southern Conference Coach of the Year (media, coaches)
<b>1998</b>	AFCA I-AA Region II Coach of the Year
<b>1998</b>	Sports Network I-AA National Coach of the Year
<b>1999</b>	AFCA I-AA Region II Coach of the Year
<b>1999</b>	Chevrolet I-AA National Coach of the Year
<b>1999</b>	ACFCA NCAA I-AA National Coach of the Year
<b>2000</b>	ACFCA NCAA I-AA National Coach of the Year
<b>2004</b>	Bobby Dodd National Coach of the Year
<b>2008</b>	<i>CBS Sportsline</i> National Coach of the Year
<b>2008</b>	ACC Coach of the Year (media)
<b>2009</b>	ACC Coach of the Year (media)
<b>2014</b>	ACC Coach of the Year (media, coaches)

### COACHING RECORD

YEAR	SCHOOL	RECORD	POSTSEASON
1997	Georgia Southern	10-3	Southern Conference Champions I-AA Playoffs
1998	Georgia Southern	14-1	Southern Conference Champions I-AA Runner-Up
1999	Georgia Southern	13-2	Southern Conference Champions I-AA National Champions
2000	Georgia Southern	13-2	Southern Conference Champions I-AA National Champions
2001	Georgia Southern	12-2	Southern Conference Champions I-AA Playoffs
2002	Navy	2-10	
2003	Navy	8-5	EV1.net Houston Bowl
2004	Navy	10-2	Emerald Bowl Champions
2005	Navy	8-4	Poinsettia Bowl Champions
2006	Navy	9-4	Meineke Car Care Bowl
2007	Navy	8-4	Poinsettia Bowl
2008	Georgia Tech	9-4	Chick-fil-A Bowl
2009	Georgia Tech	*10-3	ACC Championship Game Orange Bowl
2010	Georgia Tech	6-7	Advocare Independence Bowl
2001	Georgia Tech	8-5	Hyundai Sun Bowl
2012	Georgia Tech	7-7	ACC Championship Game Hyundai Sun Bowl Champions
2013	Georgia Tech	7-6	Music City Bowl
2014	Georgia Tech	10-3	ACC Championship Game Orange Bowl

<b>18 SEASONS</b>	<b>*164-74 (.689)</b>
<b>Georgia Southern</b>	<b>62-10 (.861)</b>
<b>Navy</b>	<b>45-29 (.608)</b>
<b>Georgia Tech</b>	<b>*57-35 (.620)</b>

\* 2009 ACC Championship win later vacated due to NCAA sanctions (on-field record was 11-3)



## HEAD COACH PAUL JOHNSON

Statistically, the Yellow Jackets produced more yards of total offense and rushed for more yards than any team in school history, and averaged a school-record 40.0 points per game in conference play. The 7-7 season culminated with an upset win over Southern California, 21-7, in the Hyundai Sun Bowl.

In 2011, Georgia Tech exceeded all expectations. After being picked to finish fourth in the ACC Coastal Division, the Yellow Jackets went 8-5, 5-3 in the ACC. With just 10 scholarship seniors on the roster, Tech bolted to a 6-0 start, setting school, ACC and NCAA records for offense along the way, and rising to as high as 13th in the national polls. In October, the Jackets handed sixth-ranked and eventual ACC champion Clemson a 31-17 loss in Bobby Dodd Stadium, a win that eventually helped Tech earn a bid to the Sun Bowl.

In 2010, the Yellow Jackets - who lost four juniors to the 2010 NFL Draft and played the final four games without injured quarterback Joshua Nesbitt - finished 4-4 in the ACC and led the nation in rushing offense for the first time in school history. Two Yellow Jackets - senior center Sean Bedford and senior running back Anthony Allen - were named first team All-ACC in 2010.

The 2009 season was one of the most memorable in Yellow Jacket history despite fielding one of the youngest rosters in college football (just six scholarship seniors).

After a mid-September loss at nationally-ranked Miami when the Yellow Jackets played their third game in a 12-day span, Tech reeled off eight consecutive victories including a 5-0 record in October when it played four road games. A convincing 49-10 win at Duke on Nov. 14 clinched the ACC Coastal Division crown, then Tech defeated Clemson for a second time, this time in the ACC Championship Game in Tampa, Fla. That game was later vacated due to NCAA sanctions.

Tech, which reached a national ranking as high as seventh, played in the FedEx Orange Bowl, its first appearance in a major bowl game since 1962. Along the way, the Yellow Jackets rolled up mind-boggling numbers on offense, ranking second nationally in rushing offense (295.4 ypg) and third in time of possession (33:49).

Prior to the start of the 2008 season, *Sports Illustrated* projected Georgia Tech to finish 3-9 and the ACC media picked the Yellow Jackets to finish fourth in the Coastal Division. However, Johnson directed Tech to a 9-4 record, a share of the Coastal Division title and a Chick-fil-A Bowl berth. Johnson's first Yellow Jacket team beat three nationally-ranked opponents - Florida State, Miami and Georgia - over the final four games of the regular season. The win over Georgia snapped a seven-game losing streak to Tech's in-state rival.

Johnson's first season at Georgia Tech was remarkable for a number of reasons. Not only did he and his staff install completely new offensive and defensive schemes, but Johnson inherited one of the nation's youngest rosters, which included 76 freshmen and sophomores. The last one-third of the season, 16 of Tech's 22 starters were freshmen or sophomores. He also took over a program low in scholarship numbers, well below the maximum of 85, the lingering effects of distant NCAA penalties.

The 2008 team also suffered more than its share of injuries. Twelve opening-day starters combined to miss 31 games because of injuries. In a September road game at defending ACC champion Virginia Tech, the Jackets started a walk-on freshman at wide receiver. A few weeks later, Tech started its third-string quarterback as the result of injuries to starter Joshua Nesbitt and back-up Jaybo Shaw.

Almost as soon as Johnson was hired, the pundits questioned if Johnson's option-based spread offense would work on the BCS level. Those questions came even though Navy had racked up mind-numbing offensive numbers, leading the NCAA in rushing three straight years from 2005 to 2007, mostly against ACC and other BCS-level competition.

Johnson quieted those critics almost as soon as the 2008 season kicked off and certainly after Tech closed the regular season by combining for 86 points and 881 rushing yards in games against nationally-ranked Miami and Georgia. The Yellow Jackets, with freshmen and sophomores manning every skill position and behind a patch-work offensive line, averaged 273.2 rushing yards per game, ranking fourth nationally and first in the ACC. Georgia Tech also led the ACC in total offense (372.5 ypg).

Johnson enjoyed success as the head coach at Georgia Southern (1997-2001) and Navy (2002-2007) before being named Georgia Tech's 12th head coach on Dec. 12, 2007. Johnson coached six years at Navy, where in 2007 the Midshipmen won a fifth straight Commander-In-Chief's Trophy,

earned a postseason bowl bid for the fifth consecutive year and beat Notre Dame for the first time since 1963. Johnson was a finalist for the 2007 Liberty Mutual National Coach of the Year.

In six seasons at Navy, Johnson compiled a record of 45-29. Johnson took over a Navy program that was coming off the worst two-year span in its 123-year history (1-20) and had recorded just two winning seasons in the last 20 years. After a 2-10 mark in Johnson's first year, Johnson brought the Midshipmen back into the national spotlight with a 43-19 (.694) record over his last four-plus years.

Johnson dominated the other two Service Academies like no other coach in the school's annals, posting an 11-1 (.917) overall record, including a perfect 6-0 mark against rival Army. His 2007 senior class was the first in school history to post a perfect 8-0 mark against Army and Air Force.

Johnson's Navy teams improved as each season progressed. Over his last five years, Navy posted a 13-2 (.867) record over the final three games of the season and outscored the opposition 611-335 in those contests.

The Midshipmen led the nation in rushing in 2007 for an unprecedented third consecutive year, producing more than 350 yards per game. Under Johnson, Navy never finished lower than third nationally in rushing offense. Navy ranked among the nation's highest-scoring teams in 2007, averaging 39.92 points per outing. The 2007 Mids also ranked in the top 10 nationally in kickoff returns and in fewest sacks allowed.

Navy ranked No. 1 in the country in graduation rates during Johnson's tenure. In 2004, Johnson was named Bobby Dodd National Coach of the Year after leading Navy to a 10-2 record, tying the school record for wins set in 1905, and won a bowl game (34-19 victory vs. New Mexico in the Emerald Bowl) for just the fifth time in the history of the program.

In 2003, Johnson led Navy to an 8-5 record and brought the Commander-In-Chief's Trophy back to Annapolis for the first time since 1981, propelling Navy to a bowl game for the first time since 1996. The Mids became just the sixth team in NCAA history to go from a winless season to a bowl game in two years or less.

Before arriving at Annapolis, Johnson served as head coach at Georgia Southern from 1997 to 2001. At Georgia Southern, Johnson posted a 62-10 (.861) record, won two straight I-AA National Championships (1999 and 2000), five consecutive Southern Conference Championships and was named the Division I-AA National Coach of the Year four straight years (1997-2000).

After Johnson took over as head coach at Georgia Southern in 1997, he returned the Eagle program to national prominence statistically and in the won-lost ledger. In addition to Georgia Southern's 62-10 mark, the Eagles scored 2,855 points (39.7 points per game), picked up 25,941 rushing yards (360.3 yards per game), 7,816 passing yards (108.6 yards per game) and 33,757 total yards (468.8 yards per game). GSU scored 380 touchdowns in the Johnson era, an average of 5.3 per game. The Eagles' scoring margin under Johnson was +21.5 (39.7-18.5).

Johnson picked up a milestone victory in the 2000 I-AA National Championship Game against Montana. Not only did the 27-25 victory give Georgia Southern its second straight national title, but it was also Johnson's 50th career win in four seasons. Only three other coaches in the history of Division I football won 50 or more games in four seasons -- Walter Camp (1888-1891, 54-2 at Yale), George Woodruff (1892-1895, 53-4 at Penn) and Bob Pruett (1996-99, 50-4 at Marshall).

Johnson took over a Georgia Southern program in 1997 that was 4-7 the previous year and orchestrated a turnaround that ranked among the NCAA's best, directing the Eagles to a 10-3 record. He was named Southern Conference Coach of the Year by the media and Region II Coach of the Year by the American Football Coaches Association.

In 1998, Johnson guided the Eagles to a perfect 11-0 regular season record and the school's sixth NCAA Division I-AA National Championship Game appearance before finishing with a 14-1 mark. He directed a high-powered offensive unit that tied or broke 100 records during the campaign, again earned the league's top coaching honor and received The Sports Network's Eddie Robinson Award -- symbolic of the division's national Coach of the Year selection.

In 1999, Johnson brought Georgia Southern its fifth national title, and the Eagles finished 13-2 while breaking 197 records. For his efforts, Johnson was honored as the 1999 AFCA and Chevrolet I-AA National Coach of the Year. Johnson duplicated the feat in the 2000 season as the Eagles repeated as national champions, again finishing 13-2, and Johnson captured the AFCA I-AA Coach of the Year award once more.

## HEAD COACH PAUL JOHNSON

In five seasons at Georgia Southern, Johnson's squads broke or tied 379 individual and team school, conference, playoff or stadium records, ranked in the top 10 in 21 statistical categories and produced 31 All-Americans. The Eagles won an NCAA I-AA-record 39 consecutive games at home. Meanwhile, their 52 wins over those four seasons were the most in all of Division I.

Johnson was previously Navy's offensive coordinator in 1995 and 1996, and his spread offense made an immediate impact, breaking five school records during the Mids' five-win season in 1995.

Navy posted a 9-3 record the next season in 1996, including a 42-38 victory over California in the Aloha Bowl. It was Navy's first winning season since 1982 and one of only two winning seasons the Mids had during a 19-year span. Prior to joining the Navy staff, Johnson spent eight seasons as the offensive coordinator at the University of Hawai'i (1987-94). He helped guide the Rainbows to their first Western Athletic Conference title and their first bowl appearance, coordinating an explosive offense that broke or equaled more than 160 school records.

While at Hawai'i, Johnson developed a successful offensive unit which earned top-20 I-A statistical rankings in scoring offense, total offense and rushing offense during six of his eight seasons. He earned top offensive coach honors in the WAC and was named one of the top 10 assistant coaches in the country by The Sporting News.

After first arriving at Georgia Southern in 1983 as defensive line coach, Johnson was promoted to offensive coordinator in 1985. Under his tutelage, record-setting quarterback Tracy Ham and the Eagle offense re-wrote the school record book while averaging 435 total yards and 36 points per contest. Georgia Southern rolled to a combined 26-4 record and captured a pair of I-AA titles in 1985-86.

Johnson's coaching career began when he was offensive coordinator and line coach at his alma mater, Avery County (N.C.) High School, in 1979-80. He accepted the offensive coordinator's position at Lees-McRae Junior College in 1981, leading his offensive unit to a sixth-place national standing among NJCAA total offense leaders.

Johnson, a native of Newland, N.C., earned his bachelor's degree in physical education from Western Carolina in 1979 and a master's degree in health and physical education from Appalachian State in 1982. He and wife, Susan, are the parents of a daughter, Kaitlyn.

## GEORGIA TECH YEAR-BY-YEAR RESULTS

### 2008 (9-4, 5-3 ACC)

DATE	OPPONENT	W/L	SCORE
A 28	Jacksonville State	W	41-14
S 6	at Boston College*	W	19-16
S 13	at Virginia Tech*	L	17-20
S 20	Mississippi State	W	38-7
O 4	Duke*	W	27-0
O 11	Gardner-Webb	W	10-7
O 18	at Clemson*	W	21-17
O 25	Virginia*	L	17-24
N 1	Florida State*	W	31-28
N 8	at North Carolina*	L	7-28
N 20	Miami*	W	41-23
N 29	at Georgia	W	45-42
<b>2008 CHICK-FIL-A BOWL</b> (Atlanta, Ga.)			
D 31	vs. LSU	L	3-38

### 2009 (11-3, 7-1 ACC)

DATE	OPPONENT	W/L	SCORE
S 5	Jacksonville State	W	37-17
S 10	Clemson*	W	30-27
S 17	at Miami*	L	17-33
S 26	North Carolina*	W	24-7
O 3	at Mississippi State	W	42-31
O 10	at Florida State*	W	49-44
O 17	Virginia Tech*	W	28-23
O 24	at Virginia*	W	34-9
O 31	at Vanderbilt	W	56-31
N 7	Wake Forest* OT	W	30-27
N 14	at Duke*	W	49-10
N 28	Georgia	L	27-30
<b>2009 ACC CHAMPIONSHIP GAME</b> (Tampa, Fla.)			
D 5	vs. Clemson ^	W	39-34

### 2010 FEDEX ORANGE BOWL (Miami Gardens, Fla.)

J 5	vs. Iowa	L	14-22
^ later vacated			

### 2010 (6-7, 4-4 ACC)

DATE	OPPONENT	W/L	SCORE
S 4	South Carolina State	W	41-10
S 11	at Kansas	L	25-28
S 18	at North Carolina*	W	30-24
S 25	NC State*	L	28-45
O 2	at Wake Forest*	W	24-20
O 9	Virginia*	W	33-21
O 16	Middle Tennessee	W	42-14
O 23	at Clemson*	L	13-27
N 4	at Virginia Tech*	L	21-28
N 13	Miami*	L	10-35
N 20	Duke*	W	30-20
N 27	at Georgia	L	34-42
<b>2010 INDEPENDENCE BOWL</b> (Shreveport, La.)			
D 27	vs. Air Force	L	7-14

### 2011 (8-5, 5-3 ACC)

DATE	OPPONENT	W/L	SCORE
S 1	Western Carolina	W	63-21
S 10	at Middle Tennessee	W	49-21
S 17	Kansas	W	66-24
S 24	North Carolina*	W	35-28
O 1	at NC State*	W	45-35
O 8	Maryland*	W	21-16
O 15	at Virginia*	L	21-24
O 22	at Miami*	L	7-24
O 29	Clemson*	W	31-17
N 10	Virginia Tech*	L	26-27
N 19	at Duke*	W	38-31
N 26	Georgia	L	17-31
<b>2011 HYUNDAI SUN BOWL</b> (El Paso, Texas)			
D 31	vs. Utah OT	L	27-30

### 2012 (7-7, 5-3 ACC)

DATE	OPPONENT	W/L	SCORE
S 3	at Virginia Tech* OT	L	17-20
S 8	Presbyterian	W	59-3
S 15	Virginia*	W	56-20
S 22	Miami* OT	L	36-42
S 29	Middle Tennessee	L	28-48
O 6	at Clemson*	L	31-47
O 20	Boston College*	W	37-17
O 27	BYU	L	17-41
N 3	at Maryland*	W	33-13
N 10	at North Carolina*	W	68-50
N 17	Duke*	W	42-24
N 24	at Georgia	L	10-42

### 2012 ACC CHAMPIONSHIP GAME (Charlotte, N.C.)

D 1	vs. Florida State	L	15-21
<b>2012 HYUNDAI SUN BOWL</b> (El Paso, Texas)			
D 31	vs. USC	W	21-7

### 2013 (7-6, 5-3 ACC)

DATE	OPPONENT	W/L	SCORE
A 31	Elon	W	70-0
S 14	at Duke*	W	38-14
S 21	North Carolina*	W	28-20
S 26	Virginia Tech*	L	10-17
O 5	at Miami*	L	30-45
O 12	at BYU	L	20-38
O 19	Syracuse*	W	56-0
O 26	at Virginia*	W	35-25
N 2	Pittsburgh*	W	21-10
N 14	at Clemson*	L	31-55
N 23	Alabama A&M	W	66-7
N 30	Georgia 2OT	L	34-41
<b>2013 MUSIC CITY BOWL</b> (Nashville, Tenn.)			
D 30	vs. Ole Miss	L	17-25

### 2014 (10-3, 6-2 ACC)

DATE	OPPONENT	W/L	SCORE
A 30	Wofford	W	38-19
S 6	at Tulane	W	38-21
S 13	Georgia Southern	W	42-38
S 20	at Virginia Tech*	W	27-24
O 4	Miami*	W	28-17
O 11	Duke*	L	25-31
O 18	at North Carolina*	L	43-48
O 25	at Pittsburgh*	W	56-28
N 1	Virginia*	W	35-10
N 8	at NC State*	W	56-23
N 15	Clemson*	W	28-6
N 29	at Georgia OT	W	30-24

### 2014 ACC CHAMPIONSHIP GAME (Charlotte, N.C.)

D 6	vs. Florida State	L	35-37
-----	-------------------	---	-------



# COACHING STAFF



## BRYAN COOK

**QUARTERBACKS / B-BACKS**  
ITHACA, 1998

Bryan Cook, who is in his second stint at Georgia Tech, is in his second season as quarterbacks and B-backs coach for the Yellow Jackets. Cook, who was on the Yellow Jacket coaching staff in the early 2000s, returned to Atlanta in 2013 after serving four seasons (2009-12) as co-offensive coordinator at Cal Poly.

In 2014, he tutored second-team All-ACC quarterback Justin Thomas, who became just the sixth QB in school history to amass 1,000 career rushing yards. Also in the backfield were All-ACC B-Backs Zach Laskey and Synjyn Days. The trio has combined for 2,506 rushing yards and 20 touchdowns in 2014.

During his time out west, Cal Poly finished 9-3 in 2012 and advanced to the second round of the NCAA FCS playoffs. The Mustangs, who were 7-1 in their first year in the Big Sky Conference, compiled a record of 26-19 in Cook's four seasons.

Under Cook, who also coached the Cal Poly quarterbacks and fullbacks, the Mustangs ranked third nationally last season in FCS rushing offense (324.2 yards per game), seventh in scoring offense (36.7 ppg) and first in pass efficiency (175.7).

Prior to joining the Cal Poly staff in 2009, Cook served four years as head coach at West Point Prep in Monmouth, N.J., where he compiled a 28-22-1 record. His 2008 team finished 7-3 and the 2006 squad went 8-2. He was the defensive coordinator at West Point Prep in 2004 before being promoted to head coach.

Cook was a graduate assistant coach three seasons at Georgia Tech under two different head coaches.

### COOK FILE

**PERSONAL**

**Education** Ithaca, 1998 (B.S., health and physical education)  
Ithaca, 2000 (M.S., exercise science)  
**Family** wife Julia; children Jackson and Reagan

**COACHING EXPERIENCE**

**1999** Wide Receivers, Ithaca  
**2000** Defensive Assistant, Lafayette  
**2001-03** Graduate Assistant, Georgia Tech  
**2004** Defensive Coordinator, West Point Prep (N.J.)  
**2005-08** Head Coach, West Point Prep (N.J.)  
**2009-12** Co-Offensive Coordinator, Cal Poly  
**2013-14** Quarterbacks / B-Back, Georgia Tech



## ANDY McCOLLUM

**LINEBACKERS / RECRUITING COORDINATOR**  
AUSTIN PEAY STATE, 1981

Andy McCollum, who has been an assistant and head coach in college football for 32 years, is in his fifth season on the Georgia Tech staff.

Since arriving on the Flats, McCollum has worn a number of hats. After coaching the Yellow Jacket defensive line for nearly three years, the Marietta (Ga.) native switched to linebackers midway through the 2012 season.

In addition, McCollum has served as Tech's recruiting coordinator the last four years.

This season, the Jackets' defense rank second nationally with six defensive touchdowns, including two by starting linebacker Quayshawn Nealy. Nealy was one of three All-ACC picks on defense, earning second team from the media and third-team honors from the league's coaches.

While coaching the defensive line, McCollum helped develop Jeremiah Attaochu, who broke Georgia Tech's all-time career sacks record in 2013.

McCollum came to the Flats after serving three seasons (2007-09) as linebackers coach at NC State, where he was a part of Wolfpack head coach Tom O'Brien's initial coaching staff.

Prior to his tenure at NC State, McCollum spent one season in the NFL as an advance scout for the Tennessee Titans in 2006.

McCollum served as head coach at Middle Tennessee State for seven seasons (1999-2005), helping the Blue Raider program make the transition from a struggling I-AA squad to a successful I-A program that competed against BCS opponents 26 times during his tenure.

### McCOLLUM FILE

**PERSONAL**

**Education** Austin Peay State, 1981 (bachelor's)  
Middle Tennessee, 1983 (master's)  
**Family** wife Debbie; children Drew and Andrea

**COACHING EXPERIENCE**

**1981-88** Assistant Coach, Middle Tennessee  
**1989-93** Assistant Coach, UTEP  
**1994-98** Assistant and Associate Head Coach, Baylor  
**1999-2005** Head Coach, Middle Tennessee  
**2007-09** Linebackers Coach, NC State  
**2010-11** Defensive Line / Recruiting Coordinator  
**2012** Defensive Line / Linebackers / Recruiting Coordinator  
**2013-14** Linebackers / Recruiting Coordinator



## LAMAR OWENS

**A-BACKS**  
MARYLAND, 2008

Lamar Owens is in his fifth season as coach of the A-Backs and his seventh season on the Georgia Tech coaching staff.

During his tenure at Georgia Tech, Owens has developed a number of A-backs into dependable ball-carriers and receivers.

In 2014, four A-Backs averaged 7.0 yards or more per carry, including Broderick Snoddy (283 yards, 10.1 ypc), Charles Perkins (384 yards, 9.1 ypc), Deon Hill (209 yards, 7.2 ypc), and Dennis Andrews (105 yards, 7.0 ypc).

A season ago, Robert Godhigh - initially a walk-on - became a starter and a big-play threat under Owens' tutelage. Godhigh led the Yellow Jackets in touchdown receptions during the 2012 and 2013 seasons. Despite playing the first five games of the 2013 season in a cast, Godhigh led the team in all-purpose yards with 1215 yards. On November 14th, 2013 Godhigh became the only player to ever rush for over 100 yards and receive for over 100 yards against Clemson when he accumulated 126 rushing yards and 105 receiving yards. His 9.1 yards per carry during his career is the second-best in ACC history, behind former teammate Orwin Smith.

In 2012, A-back Orwin Smith completed his career on the Flats leaving his mark on the Atlantic Coast Conference record books with an average of 9.3 yards per carry, more yards per carry than any running back with at least 1,000 career yards. While under Owens, Smith rushed for 1,839 yards.

Owens played college football at the U.S. Naval Academy under Paul Johnson. In 2005, as the quarterback, Owens directed a Navy offense that averaged 34.2 points as the Midshipmen went 8-4, won the Commander-In-Chief's Trophy and won a bowl game in consecutive years (beat Colorado State, 51-30) for the first time in school history.

### OWENS FILE

**PERSONAL**

**Education** Maryland, 2008 (B.S., economics)  
**Family** wife Lindsey

**COACHING EXPERIENCE**

**2008-09** Staff Assistant, Georgia Tech  
**2010-14** A-Backs, Georgia Tech

COACHES & STAFF

## COACHING STAFF



### MIKE PELTON

**DEFENSIVE LINE  
AUBURN, 1999**

A veteran coach with 14 years of experience coaching defense on the collegiate level, Mike Pelton is in his second season at Georgia Tech as coach of the defensive line. In his second season, junior DL Adam Gotsis earned second-team All-ACC honors and freshman DE KeShun Freeman was named a Freshman All-American.

Pelton came to the Flats early in 2013, reuniting with defensive coordinator Ted Roof. Pelton and Roof were on the same defensive staff at Auburn in 2010 when the Tigers won the national championship.

In Pelton's first season at Tech -- a year in which he helped Roof install a multiple 4-3 scheme -- the Yellow Jackets made remarkable strides in just one year.

In 2013, senior defensive end Jeremiah Attaochu recorded a team-best 16.0 tackles for loss and 12.5 sacks. Attaochu's late-season surge helped the senior break Tech's all-time career sacks record. Attaochu was named first-team All-ACC by the league's coaches and he earned third-team All-American honors from multiple sources.

Prior to coming to Atlanta, Pelton spent the previous two seasons at Auburn, his alma mater, where he coached the Tigers' defensive line.

Before to returning to his alma mater in 2011, Pelton coached defensive lines at Louisiana-Lafayette (January-March, 2011), Vanderbilt (2010), Iowa State (2007-08), Troy (2001-06) and Valdosta State (2000).

#### PELTON FILE

##### PERSONAL

**Education** Auburn, 1999 (B.S., health & sports science)  
**Family** wife Staci; daughters Myesa, Tyra, Peyton, Taelah

##### COACHING EXPERIENCE

**2000** Defensive Line, Valdosta State  
**2001-06** Defensive Line, Troy  
**2007-09** Defensive Line, Iowa State  
**2010** Defensive Line, Vanderbilt  
**2011** Defensive Line, Louisiana-Lafayette  
**2011-12** Defensive Line, Auburn  
**2013-14** Defensive Line, Georgia Tech



### AL "BUZZ" PRESTON

**WIDE RECEIVERS  
HAWAI'I, 1982**

Al "Buzz" Preston, who has enjoyed success from Honolulu to South Bend and has coached in every American time zone, is in his seventh season in Atlanta as Georgia Tech's wide receivers coach.

In his second season of college football, DeAndre Smelter garnered second-team All-ACC honors and became the 21st 1,000-yard receiver in program history.

In just seven seasons on the Flats, Preston has developed three NFL wide receivers -- Demaryius Thomas (Denver Broncos), Stephen Hill (New York Jets) and Kevin Cone (Atlanta Falcons).

Thomas was an NFL first-round draft pick in 2010, while Hill was chosen early in the second round in 2012.

In 2013, Preston tutored Smelter -- a Yellow Jacket baseball player who joined the football program the previous summer -- and helped him develop into Tech's most productive wide receiver. Smelter had 21 receptions for 345 yards and a team-best four touchdowns.

Both starting wide receivers -- Smelter and Micheal Summers -- entered last season having never played in a college football game. The Yellow Jackets, however, led the nation in yards per reception (18.4).

#### PRESTON FILE

##### PERSONAL

**Education** Hawai'i, 1982  
**Family** wife Audrey; children Amber, Evan, Quinn

##### COACHING EXPERIENCE

**1980-81** Graduate Assistant (Wide Receivers), Hawai'i  
**1982** Part-Time Assistant (Wide Receivers), Hawai'i  
**1983** Graduate Assistant (Defensive Backs), Washington  
**1984-85** Receivers, Southern Illinois  
**1986** Defensive Backs, Southern Illinois  
**1987** Defensive Backs, Hawai'i  
**1988-93** Wide Receivers, Hawai'i  
**1994-97** Running Backs, Washington State  
**1998** Assistant HC / Offensive Coordinator / QBs, UNLV  
**1999-2001** Running Backs, Stanford  
**2002-04** Running Backs, Notre Dame  
**2006** Running Backs, Stanford  
**2007** Running Backs, New Mexico  
**2008-14** Wide Receivers, Georgia Tech



### TED ROOF

**DEFENSIVE COORDINATOR  
GEORGIA TECH, 1986**

Ted Roof has enjoyed success at Georgia Tech, his alma mater, as a player, an assistant coach, and most recently as defensive coordinator.

Roof is in his second season as coordinator of a rejuvenated Yellow Jacket defense that made remarkable strides in 2013.

After returning to the Flats in January (2013), it took Roof just 15 spring practices and a month of August practices to successfully install a multiple 4-3 scheme. In Roof's first season as defensive coordinator, Tech made significant improvements in rushing defense, scoring defense, total defense and third-down defense.

This season, Roof's defense has scored six defensive touchdowns -- the most in the ACC and second-most nationally. The Jackets tallied 27 total takeaways -- 17 interceptions and 10 fumbles. Fourteen different Yellow Jackets recorded at least one takeaway, including 10 different players with an interception -- tops among FBS teams.

Last season, Georgia Tech shutout both Elon and Syracuse -- the first time since 1985 that the Yellow Jackets recorded two shutouts in one season. Ironically, Roof played on that 1985 Tech squad.

#### ROOF FILE

##### PERSONAL


**Education** Georgia Tech, 1986  
**Family** wife Pam; sons Terrence and Michael

##### COACHING EXPERIENCE

**1987-88** Graduate Assistant, Alabama  
**1989** Linebackers, West Georgia  
**1990-93** Linebackers, Duke  
**1994** Defensive Line / Recruiting Coordinator, UMass  
**1995-96** Defensive Coordinator, UMass  
**1997** Defensive Coordinator, Western Carolina  
**1998** Linebackers, Georgia Tech  
**1999-2001** Defensive Coordinator, Georgia Tech  
**2002-03** Defensive Coordinator, Duke  
**2004-07** Head Coach, Duke  
**2008** Defensive Coordinator, Minnesota  
**2009-11** Defensive Coordinator, Auburn  
**2012** Defensive Coordinator, Penn State  
**2013-14** Defensive Coordinator, Georgia Tech



# COACHING STAFF



## RAY RYCHLESKI

**SPECIAL TEAMS COORDINATOR / OFFENSIVE LINE  
MILLERSVILLE STATE, 1979**

Veteran college and professional coach Ray Rychleski, who has more than 30 years of coaching experience, is in his first year at Georgia Tech working with the Yellow Jacket special teams and helping coach the offensive line.

He has made an immediate impact in his first season at Tech. The Jackets are tied for the FBS lead with six blocked kicks by four different players.

Rychleski spent the 2013 season in the Canadian Football League as an assistant coach with the Montreal Alouettes after spending the three previous seasons (2009-11) as special teams coordinator for the Indianapolis Colts of the NFL.

In Indianapolis, Rychleski was part of a coaching staff that won two AFC South Division titles. The 2009 Colts team opened the season by winning 14 consecutive games on their road to Super Bowl XLIV.

Prior to joining the Colts, Rychleski coached 28 years on the college level, most recently at South Carolina, where he was special teams coordinator and tight ends coach in 2008. Rychleski helped coach Steve Spurrier's squad reach the Outback Bowl in his only season with the Gamecocks.

Rychleski had a streak of 110 consecutive games without seeing his unit allow one of their punts to be blocked. He has coached 12 specialists who played in the NFL.

### RYCHLESKI FILE

**PERSONAL**

**Education** Millersville (Pa.) State, 1979

**COACHING EXPERIENCE**

- 1981-82 Part-Time Assistant, Temple
- 1983-84 Graduate Assistant, Temple
- 1985-88 Outside Linebackers / Rovers, Temple
- 1989-90 Defensive Coordinator / Linebackers, Northeastern
- 1991 Graduate Assistant, Penn State
- 1992 Special Teams / Defensive Backs, East Stroudsburg
- 1993-95 Defensive Line, Wake Forest
- 1996-98 Outside Linebackers, Wake Forest
- 1999-2000 Special Teams / Tight Ends, Wake Forest
- 2001-07 Special Teams / Tight Ends / H-Backs, Maryland
- 2008 Special Teams Coordinator / Tight Ends, South Carolina
- 2009-11 Special Teams Coordinator, Indianapolis Colts
- 2013 Special Teams Coordinator, Montreal Alouettes
- 2014 Special Teams Coordinator / Off. Line, Georgia Tech



## MIKE SEWAK

**OFFENSIVE LINE  
VIRGINIA, 1981**

Mike Sewak, who has coached on the college level for 30 years including four years as head coach at Georgia Southern, is in his seventh year at Georgia Tech as coach of the offensive line.

Sewak, in his first four seasons at Tech, worked primarily with the guards and centers. He is in his third season coaching the entire offensive line.

At least one Yellow Jacket offensive lineman has earned first team All-ACC honors every year in each of his first six seasons. In all, Sewak has coached seven Yellow Jackets who were named first team All-ACC: Andrew Gardner in 2008, Sean Bedford and Cord Howard in 2009, Bedford in 2010, Omoregie Uzzi in 2011 and 2012, and Shaquille Mason in 2013. Uzzi earned All-American honors in 2012 and 2013. Mason, a second-team All-ACC selection in 2014, was tabbed a first-team All-American by *USA TODAY Sports*. Bedford, who came to Georgia Tech as a walk-on defensive lineman, blossomed under Sewak into a two-time first team All-ACC performer.

In Sewak's seven years, the offensive line has helped pave the way for remarkable numbers put up by the Yellow Jackets. In each of his seven years, Tech has ranked in the top six nationally in rushing offense. Over the last seven years combined, the Yellow Jackets have rushed for more than 28,000 yards -- more than any team in college football.

Tech led the ACC in total offense in 2008, 2009 and 2011. The Jackets enter the Orange Bowl as the ACC leader.

### SEWAK FILE

**PERSONAL**

**Education** Virginia, 1981 (B.S., psychology)  
**Family** wife Robin; children Michael Robert, Olivia, Nicholas

**COACHING EXPERIENCE**

- 1982-83 Offensive Coordinator / Offensive Line, Hobart
- 1984 Graduate Assistant, Georgia Tech
- 1985-86 Assistant Coach, Georgia Southern
- 1987-94 Assistant Coach, Hawai'i
- 1995-96 Offensive Coordinator / Offensive Line, Ohio
- 1997-2001 Offensive Coordinator, Georgia Southern
- 2002-05 Head Coach, Georgia Southern
- 2008-11 Co-Offensive Line, Georgia Tech
- 2012-14 Offensive Line, Georgia Tech



## JOE SPEED

**DEFENSIVE BACKS  
U.S. NAVAL ACADEMY, 1996**

Joe Speed is in his fifth season at Georgia Tech and his second coaching the Yellow Jacket defensive backs.

In 2014, Tech's secondary accounted for 13 of the Jackets' 17 interceptions on defense by seven different players. Three of Tech's six defensive touchdowns came from pick-six returns by the secondary.

In 2010 and 2011, Speed coached Georgia Tech's inside linebackers. Midway through the 2012 season, he moved over to coach the outside linebackers. In 2013, Speed began coaching the defensive backs.

In his first two seasons in Atlanta, Speed helped to install the 3-4 defense. In 2013, the Yellow Jackets reverted back to the 4-3 under defensive coordinator Ted Roof.

Last season, Speed helped the Yellow Jacket defense make remarkable strides. Tech made significant improvements statistically in rushing defense, scoring defense, total defense and third-down defense. The Jackets recorded two shutouts in one season for the first time since 1985.

Despite two projected starters at safety - Isaiah Johnson and Jamal Golden - missing most or all of the season with injuries, the Tech secondary flourished in 2013.

### SPEED FILE

**PERSONAL**

**Education** U.S. Naval Academy, 1996  
**Family** wife Ingrid

**COACHING EXPERIENCE**

- 2000-03 Executive Administrator / Military Liaison Officer, Navy
- 2004-05 Director of Athletics, Navy Academy Prep School
- 2006-09 Defensive Backs / Junior Varsity Head Coach, Navy
- 2010-12 Inside Linebackers, Georgia Tech
- 2013-14 Defensive Backs, Georgia Tech

COACHES & STAFF

# SUPPORT STAFF



**TERI ANTON**  
Administrative  
Coordinator



**CHRIS BREEN**  
Director  
Academic Services



**TOM CONNER**  
Equipment Manager



**DR. ANGELO GALANTE**  
Team Physician



**BRANDON GAUDIN**  
Play-by-Play  
Georgia Tech Radio



**JOE HAMILTON**  
Recruiting Assistant



**MATT HICKMAN**  
Assistant Director  
Player Development



**MIKE HUFF**  
Director  
Football Operations



**PETE HURT**  
Director  
Player Personnel



**RODDY JONES**  
Analyst  
Georgia Tech Radio



**TEIANA JONES**  
Senior Academic  
Coordinator



**COURTNEY KECK**  
Administrative  
Coordinator



**SAEED KHALIF**  
Assistant Director  
Player Personnel



**AARON KING**  
Team Physician



**ANDY LUTZ**  
Associate Director  
Football Operations



**TODD MCCARTHY**  
Director  
Video Operations



**DERRICK MOORE**  
Team Chaplain



**BRANDON POTTEBAUM**  
Academic Coordinator



**PRESTON PEHRSON**  
Graduate Assistant  
Football



**ZACH REED**  
Assistant Director  
Player Development



**KEVIN REDDY**  
Staff Assistant  
Football



**AARON SAVAGE**  
Graduate Assistant  
Football



**JAY SHOOP**  
Director  
Sports Medicine



**JOHN SISK**  
Director  
Player Development



**MARK SMITH**  
Assistant Athletic Trainer



**STEVEN SYLVESTER**  
Graduate Assistant  
Football



**LEAH THOMAS**  
Sports Dietician



**CURTIS TURNER**  
Assistant Director  
Player Development



**BRAD WAGGONER**  
Assistant Director  
Player Personnel



**MELISSA WHEELER**  
Academic Coordinator



**RUDY WILSON**  
Academic Coordinator



**PUNT WINDHAM**  
Assistant Equipment  
Manager



**MICHAEL WOO**  
Academic Coordinator



**DR. JOHN XEROGEANES**  
Team Physician





# SEASON NOTEBOOK

## INDIVIDUAL HONORS *(as of Dec. 15, 2014)*

### FREDDIE BURDEN

All-ACC, honorable mention (ACSMA)

### BRYAN CHAMBERLAIN

All-ACC, honorable mention (ACSMA)

### P.J. DAVIS

All-ACC, honorable mention (ACSMA)

Two-time ACC Linebacker of the Week (Sept. 22, Nov. 17)

### SYNJYN DAYS

All-ACC, honorable mention (ACSMA, coaches)

ACC Offensive Back of the Week (Nov. 10)

### KeSHUN FREEMAN

True Freshman All-America (*247Sports*, ESPN, *USA TODAY*)

All-ACC, honorable mention (ACSMA)

ACC Defensive Lineman of the Week (Nov. 3)

### JAMAL GOLDEN

All-ACC, third team (ACSMA, coaches)

All-ACC, honorable mention – specialist (ACSMA)

### ADAM GOTSIS

All-ACC, second team (ACSMA, coaches)

### ISAIAH JOHNSON

ACC Defensive Back of the Week (Oct. 27)

### PAUL JOHNSON

ACC Coach of the Year (ACSMA, coaches)

### ZACH LASKEY

All-ACC, second team (ACSMA, coaches)

### SHAQUILLE MASON

All-America, first team (*USA TODAY*)

All-America, second team (*Sports Illustrated*)

All-America, third team (AP)

All-ACC (ESPN)

All-ACC, second team (ACSMA, coaches)

Three-time ACC Offensive Lineman of the Week (Oct. 6, Nov. 10, Dec. 1)

### QUAYSHAWN NEALY

All-ACC, second team (ACSMA)

All-ACC, third team (coaches)

ACC Linebacker of the Week (Nov. 10)

### DeANDRE SMELTER

All-ACC, second team (coaches)

All-ACC, third team (ACSMA)

ACC Receiver of the Week (Nov. 17)

### JUSTIN THOMAS

All-ACC, second team (coaches)

All-ACC, third team (ACSMA)

ACC Offensive Back of the Week (Sept. 22)

### D.J. WHITE

All-ACC, honorable mention (ACSMA)

ACC Defensive Back of the Week (Dec. 1)

## RECORDS & MILESTONES

### TEAM

- Georgia Tech was ranked for seven weeks during the 2014 season, including the final six weeks in the College Football Playoff Top 25.
- Tech's highest CFP Top 25 ranking was 11th on Dec. 2.
- Tech's highest rankings in the AP (10th) and Amway Coaches (9th) polls came the final week of the regular season on Dec. 7.
- Tech's AP ranking (10th) is its highest since Dec. 6, 2009 (9th).
- Tech's Amway Coaches (9th) ranking is its highest since Nov. 22, 2009 (7th).
- With its 30-24 OT road win at Georgia, Georgia Tech clinched just its ninth 10-win season in program history – and fourth of the ACC era.
- Georgia Tech averaged 37.2 points in eight ACC games – the third-highest average for conference games in school history.
- Georgia Tech is averaging 37.0 points through 13 games. The mark currently stands as the second-highest scoring average in school history (40.7 in 1999).
- Georgia Tech is averaging 333.6 rushing yards per game which currently stands as the most in school history. The record entering 2014 was 329.7 set in 1975.
- Georgia Tech is averaging 468.8 yards of total offense through 13 games. The mark currently stands as the second-most in school history (509.0 in 1999).
- Georgia Tech is currently averaging 5.9 yards per rush which would be a school record (record currently 5.74 in 2011).
- The Yellow Jackets have scored a school-record 65 touchdowns this season (previous was 63 in 2012).
- Georgia Tech has scored six defensive TDs this season, one shy of the school record of seven set in 1998.
- Georgia Tech has a school-record five interception return for touchdowns.
- With its 30-24 OT road win at Georgia, Georgia Tech (5-7 in OT games) won its first OT game since Nov. 7, 2009.
- Georgia Tech has now rushed for 200 or more yards in 13 consecutive games – the longest active streak among FBS schools.
- GT is playing a Top 25 team in the fourth straight game for the first time since 1959 – SMU (No. 6), Clemson (No. 6), Tennessee (No. 8), and Auburn (No. 11).
- Georgia Tech's 14 All-ACC awards are the Jackets' most in a single season (previous high was 10 in 1990 and 2006).

### INDIVIDUAL

- Joe Hamilton** was inducted into the College Football Hall of Fame in December, becoming the 13th player in Georgia Tech history and the 18th person overall associated with the Jackets program to be inducted.
- Paul Johnson** is currently ninth among winningest active FBS coaches (164 wins (second among active ACC coaches).
- Paul Johnson** became the second GT head coach to post multiple 10-win seasons on The Flats.
- Johnson was named 2014 ACC Coach of the Year by ACSMA and the league's coaches. Johnson is one of four Georgia Tech coaches to be named ACC Coach of the Year – **Bill Curry** (1985), **Bobby Ross** (1990), and **George O'Leary** (2000). He is one of only five coaches in ACC history to win award three or more times: Bill Murray, Duke (1954, 1960, 1962); Earle Edwards, NC State (1957, 1963, 1965, 1967); Jerry Claiborne, Maryland (1973, 1975, 1976); and George Welsh, Virginia (1983, 1984, 1991, 1995).
- Senior **Isaiah Johnson** has 275 career tackles – the most by any defensive back in Georgia Tech history.
- Senior guard **Shaquille Mason** became Tech's first first-team All-America selection since defensive end Derrick Morgan in 2009. He is the 60th first-team All-American in program history and the third under Paul Johnson (Michael Johnson – 2008, Derrick Morgan – 2009).
- Redshirt sophomore QB **Justin Thomas** became the sixth Georgia Tech QB to rush for 1,000 yards in a career and the 44th 1,000-yard rusher in school history.
- Senior B-Back **Synjyn Days** became the 45th 1,000-yard rusher in school history.
- Senior WR **DeAndre Smelter** became the 21st 1,000-yard receiver in GT history.
- Sophomore PK **Harrison Butker** now owns the single-season record for made PATs in a season (58).
- Butker ranks fifth in school history with 111 career PATs made.
- Butker's 91 points are the third-most by kicking on Tech's single-season chart.
- Butker ranks fifth in school history with 174 points scored by kicking.

# 2014 STATISTICS

## RESULTS

Date	Opponent	Score	Overall	ACC	Att.	TV
Aug. 30	Wofford	W 38-19	1-0	--	45,403	RSN
Sep. 6	at Tulane	W 38-21	2-0	--	30,000	ESPNews
Sep. 13	Georgia Southern	W 42-38	3-0	--	53,173	RSN
Sep. 20	at Virginia Tech	W 27-24	4-0	1-0	62,328	ESPN
Oct. 4	Miami	W 28-17	5-0	2-0	52,221	ESPN2
Oct. 11	Duke	L 25-31	5-1	2-1	44,281	ACC Net
Oct. 18	at North Carolina	L 43-48	5-2	2-2	53,000	ESPNU
Oct. 25	at Pittsburgh	W 56-28	6-2	3-2	44,734	ESPNU
Nov. 1	Virginia	W 35-10	7-2	4-2	46,657	ESPNU
Nov. 8	at NC State	W 56-23	8-2	5-2	54,653	ACC Net
Nov. 15	#19 Clemson	W 28-6	9-2	6-2	49,378	ESPN
Nov. 29	at #9 Georgia	Wo 30-24	10-2		92,746	SEC Net
Dec. 6	#4 Florida State	L 35-37	10-3		64,808	ABC

## TEAM STATISTICS

	Georgia Tech	Opponents
<b>SCORING</b>	<b>481</b>	<b>326</b>
Points Per Game	37.0	25.1
Points Off Turnovers	123	48
<b>FIRST DOWNS</b>	<b>324</b>	<b>267</b>
Rushing	237	113
Passing	74	141
Penalty	13	13
<b>RUSHING YARDAGE</b>	<b>4337</b>	<b>2194</b>
Yards gained rushing	4580	2447
Yards lost rushing	243	253
Rushing Attempts	729	430
Average Per Rush	5.9	5.1
Average Per Game	333.6	168.8
TDs Rushing	41	23
<b>PASSING YARDAGE</b>	<b>1757</b>	<b>2959</b>
Comp-Att-Int	99-191-5	249-397-17
Average Per Pass	9.2	7.5
Average Per Catch	17.7	11.9
Average Per Game	135.2	227.6
TDs Passing	18	16
<b>TOTAL OFFENSE</b>	<b>6094</b>	<b>5153</b>
Total Plays	920	827
Average Per Play	6.6	6.2
Average Per Game	468.8	396.4
<b>KICK RETURNS: # Yards</b>	<b>39-858</b>	<b>30-695</b>
<b>PUNT RETURNS: # Yards</b>	<b>12-97</b>	<b>14-54</b>
<b>INT RETURNS: # Yards</b>	<b>17-338</b>	<b>5-27</b>
<b>KICK RETURN AVERAGE</b>	<b>22.0</b>	<b>23.2</b>
<b>PUNT RETURN AVERAGE</b>	<b>8.1</b>	<b>3.9</b>
<b>INT RETURN AVERAGE</b>	<b>19.9</b>	<b>5.4</b>
<b>FUMBLES-LOST</b>	<b>19-12</b>	<b>19-10</b>
<b>PENALTIES-Yards</b>	<b>66-531</b>	<b>70-576</b>
Average Per Game	40.8	44.3
<b>PUNTS-Yards</b>	<b>29-1184</b>	<b>40-1557</b>
Average Per Punt	40.8	38.9
Net punt average	37.6	35.0
<b>KICKOFFS-Yards</b>	<b>79-5017</b>	<b>68-4238</b>
Average Per Kick	63.5	62.3
Net kick average	39.5	39.0
<b>TIME OF POSSESSION/Game</b>	<b>34:07</b>	<b>25:53</b>
<b>3RD-DOWN Conversions</b>	<b>90/158</b>	<b>71/153</b>
3rd-Down Pct	57%	46%
<b>4TH-DOWN Conversions</b>	<b>12/17</b>	<b>11/18</b>
4th-Down Pct	71%	61%
<b>SACKS BY-Yards</b>	<b>18-115</b>	<b>10-62</b>
<b>MISC YARDS</b>	<b>0</b>	<b>16</b>
<b>TOUCHDOWNS SCORED</b>	<b>65</b>	<b>40</b>
<b>FIELD GOALS-ATTEMPTS</b>	<b>11-18</b>	<b>16-19</b>
<b>ON-SIDE KICKS</b>	<b>1-5</b>	<b>0-0</b>
<b>RED-ZONE SCORES</b>	<b>(55-69) 80%</b>	<b>(37-47) 79%</b>
<b>RED-ZONE TOUCHDOWNS</b>	<b>(47-69) 68%</b>	<b>(25-47) 53%</b>
<b>PAT-ATTEMPTS</b>	<b>(58-59) 98%</b>	<b>(34-36) 94%</b>
<b>ATTENDANCE</b>	<b>291113</b>	<b>337451</b>
Games/Avg Per Game	6/48519	6/56242

SCORING	1st	2nd	3rd	4th	OT	Total
Georgia Tech	124	119	93	139	6	481
Opponents	92	91	70	73	0	326

RUSHING	GP	Att	Gain	Loss	Net	Avg	TD	Long	Avg/G
Justin Thomas	13	176	1119	154	965	5.5	5	65	74.2
Zach Laskey	10	161	790	2	788	4.9	9	26	78.8
Synjyn Days	13	136	755	2	753	5.5	6	53	57.9
Charles Perkins	10	42	390	6	384	9.1	0	63	38.4
Tony Zenon	13	45	325	32	293	6.5	4	57	22.5
Broderick Snoddy	10	28	286	3	283	10.1	3	46	28.3
Deon Hill	13	29	213	4	209	7.2	3	18	16.1
Tim Byerly	6	45	221	17	204	4.5	7	37	34.0
B.J. Bostic	13	20	125	6	119	5.9	1	19	9.2
Matt Connors	13	21	113	0	113	5.4	2	25	8.7
Dennis Andrews	10	15	112	7	105	7.0	0	30	10.5
DeAndre Smelter	12	3	103	0	103	34.3	1	75	8.6
Isiah Willis	8	2	18	0	18	9.0	0	9	2.2
Ryan Rodwell	13	1	10	0	10	10.0	0	10	0.8
<b>Total.....</b>	<b>13</b>	<b>729</b>	<b>4580</b>	<b>243</b>	<b>4337</b>	<b>5.9</b>	<b>41</b>	<b>75</b>	<b>333.6</b>
<b>Opponents.....</b>	<b>13</b>	<b>430</b>	<b>2447</b>	<b>253</b>	<b>2194</b>	<b>5.1</b>	<b>23</b>	<b>92</b>	<b>168.8</b>

PASSING	G	Effic	Comp-Att-Int	Pct	Yds	TD	Lng	Avg/G
Justin Thomas	13	153.71	89-175-5	50.9	1594	17	79	122.6
Tim Byerly	6	190.25	9-13-0	69.2	148	1	30	24.7
B.J. Bostic	13	226.00	1-1-0	100.0	15	0	15	1.2
<b>Total.....</b>	<b>13</b>	<b>154.97</b>	<b>99-191-5</b>	<b>51.8</b>	<b>1757</b>	<b>18</b>	<b>79</b>	<b>135.2</b>
<b>Opponents.....</b>	<b>13</b>	<b>130.06</b>	<b>249-397-17</b>	<b>62.7</b>	<b>2959</b>	<b>16</b>	<b>68</b>	<b>227.6</b>

RECEIVING	G	No.	Yds	Avg	TD	Long	Avg/G
DeAndre Smelter	12	35	715	20.4	7	71	59.6
Darren Waller	11	21	328	15.6	5	55	29.8
Deon Hill	13	10	178	17.8	1	47	13.7
Tony Zenon	13	8	161	20.1	1	33	12.4
Zach Laskey	10	6	49	8.2	1	24	4.9
Micheal Summers	13	5	34	6.8	0	13	2.6
Broderick Snoddy	10	3	100	33.3	0	65	10.0
Charles Perkins	10	3	84	28.0	1	79	8.4
Synjyn Days	13	3	33	11.0	1	17	2.5
B.J. Bostic	13	2	37	18.5	0	24	2.8
Antonio Messick	5	1	16	16.0	1	16	3.2
Tim Byerly	6	1	15	15.0	0	15	2.5
Corey Dennis	13	1	7	7.0	0	7	0.5
<b>Total.....</b>	<b>13</b>	<b>99</b>	<b>1757</b>	<b>17.7</b>	<b>18</b>	<b>79</b>	<b>135.2</b>
<b>Opponents.....</b>	<b>13</b>	<b>249</b>	<b>2959</b>	<b>11.9</b>	<b>16</b>	<b>68</b>	<b>227.6</b>

TOTAL OFFENSE	G	Plays	Rush	Pass	Total	Avg/G
Justin Thomas	13	351	965	1594	2559	196.8
Zach Laskey	10	161	788	0	788	78.8
Synjyn Days	13	136	753	0	753	57.9
Charles Perkins	10	42	384	0	384	38.4
Tim Byerly	6	58	204	148	352	58.7
Tony Zenon	13	45	293	0	293	22.5
Broderick Snoddy	10	28	283	0	283	28.3
Deon Hill	13	29	209	0	209	16.1
B.J. Bostic	13	21	119	15	134	10.3
Matt Connors	13	21	113	0	113	8.7
Dennis Andrews	10	15	105	0	105	10.5
DeAndre Smelter	12	3	103	0	103	8.6
Isiah Willis	8	2	18	0	18	2.2
Ryan Rodwell	13	1	10	0	10	0.8
<b>Total.....</b>	<b>13</b>	<b>920</b>	<b>4337</b>	<b>1757</b>	<b>6094</b>	<b>468.8</b>
<b>Opponents.....</b>	<b>13</b>	<b>827</b>	<b>2194</b>	<b>2959</b>	<b>5153</b>	<b>396.4</b>



# 2014 STATISTICS

SCORING	TD	FGs	PAT						Points
			Kick	Rush	Rcv	Pass	DXP	Saf	
Harrison Butker	0	11-18	58-59	0-0	0	0-0	0	0	91
Zach Laskey	10	0-0	0-0	0-1	0	0-0	0	0	60
DeAndre Smelter	8	0-0	0-0	0-0	0	0-0	0	0	48
Tim Byerly	7	0-0	0-0	0-0	0	0-1	0	0	42
Synjyn Days	7	0-0	0-0	0-0	0	0-0	0	0	42
Tony Zenon	5	0-0	0-0	0-0	0	0-0	0	0	30
Darren Waller	5	0-0	0-0	0-0	0	0-0	0	0	30
Justin Thomas	5	0-0	0-0	0-2	0	0-1	0	0	30
Deon Hill	4	0-0	0-0	0-0	0	0-0	0	0	24
Broderick Snoddy	3	0-0	0-0	0-0	0	0-0	0	0	18
Quayshawn Nealy	2	0-0	0-0	0-0	0	0-0	0	0	12
Matt Connors	2	0-0	0-0	0-0	0	0-0	0	0	12
B.J. Bostic	1	0-0	0-0	0-0	0	0-0	0	0	6
Charles Perkins	1	0-0	0-0	0-0	0	0-0	0	0	6
Antonio Messick	1	0-0	0-0	0-0	0	0-0	0	0	6
P.J. Davis	1	0-0	0-0	0-0	0	0-0	0	0	6
Chris Milton	1	0-0	0-0	0-0	0	0-0	0	0	6
D.J. White	1	0-0	0-0	0-0	0	0-0	0	0	6
Jamal Golden	1	0-0	0-0	0-0	0	0-0	0	0	6
Ryan Rodwell	0	0-0	0-0	0-1	0	0-0	0	0	0
<b>Total.....</b>	<b>65</b>	<b>11-18</b>	<b>58-59</b>	<b>0-4</b>	<b>0</b>	<b>0-2</b>	<b>0</b>	<b>0</b>	<b>481</b>
<b>Opponents.....</b>	<b>40</b>	<b>16-19</b>	<b>34-36</b>	<b>0-1</b>	<b>2</b>	<b>2-3</b>	<b>0</b>	<b>0</b>	<b>326</b>

PUNT RETURNS	No.	Yds	Avg	TD	Long
Jamal Golden	11	45	4.1	0	28
Matt Connors	1	6	6.0	0	0
Beau Hankins	0	46	0.0	0	46
<b>Total.....</b>	<b>12</b>	<b>97</b>	<b>8.1</b>	<b>0</b>	<b>46</b>
<b>Opponents.....</b>	<b>14</b>	<b>54</b>	<b>3.9</b>	<b>0</b>	<b>11</b>

INTERCEPTIONS	No.	Yds	Avg	TD	Long
Jamal Golden	4	87	21.8	1	85
D.J. White	4	48	12.0	1	48
Quayshawn Nealy	2	81	40.5	1	69
Corey Griffin	1	0	0.0	0	0
Adam Gotsis	1	0	0.0	0	0
Lawrence Austin	1	0	0.0	0	0
Chris Milton	1	62	62.0	1	62
P.J. Davis	1	41	41.0	1	41
Demond Smith	1	0	0.0	0	0
Isaiah Johnson	1	19	19.0	0	19
<b>Total.....</b>	<b>17</b>	<b>338</b>	<b>19.9</b>	<b>5</b>	<b>85</b>
<b>Opponents.....</b>	<b>5</b>	<b>27</b>	<b>5.4</b>	<b>0</b>	<b>23</b>

KICK RETURNS	No.	Yds	Avg	TD	Long
Jamal Golden	28	676	24.1	0	68
Broderick Snoddy	5	112	22.4	0	29
Deon Hill	2	19	9.5	0	12
Matt Connors	2	26	13.0	0	18
Anthony Harrell	2	25	12.5	0	16
<b>Total.....</b>	<b>39</b>	<b>858</b>	<b>22.0</b>	<b>0</b>	<b>68</b>
<b>Opponents.....</b>	<b>30</b>	<b>695</b>	<b>23.2</b>	<b>0</b>	<b>39</b>

FUMBLE RETURNS	No.	Yds	Avg	TD	Long
Quayshawn Nealy	1	43	43.0	1	43
Isaiah Johnson	1	7	7.0	0	7
<b>Total.....</b>	<b>2</b>	<b>50</b>	<b>25.0</b>	<b>1</b>	<b>43</b>
<b>Opponents.....</b>	<b>2</b>	<b>109</b>	<b>54.5</b>	<b>1</b>	<b>99</b>

KICKOFFS	No.	Yds	Avg	TB	OB	Retn	Net	YdLn
Harrison Butker	79	5017	63.5	48	1			
<b>Total.....</b>	<b>79</b>	<b>5017</b>	<b>63.5</b>	<b>48</b>	<b>1</b>	<b>695</b>	<b>39.5</b>	<b>25</b>
<b>Opponents.....</b>	<b>68</b>	<b>4238</b>	<b>62.3</b>	<b>29</b>	<b>0</b>	<b>858</b>	<b>39.0</b>	<b>25</b>

ALL PURPOSE	G	Rush	Rec	PR	KOR	IR	Tot	Avg/G
Justin Thomas	13	965	0	0	0	0	965	74.2
Zach Laskey	10	788	49	0	0	0	837	83.7
DeAndre Smelter	12	103	715	0	0	0	818	68.2
Jamal Golden	13	0	0	45	676	87	808	62.2
Synjyn Days	13	753	33	0	0	0	786	60.5
Broderick Snoddy	10	283	100	0	112	0	495	49.5
Charles Perkins	10	384	84	0	0	0	468	46.8
Tony Zenon	13	293	161	0	0	0	454	34.9
Deon Hill	13	209	178	0	19	0	406	31.2
Darren Waller	11	0	328	0	0	0	328	29.8
Tim Byerly	6	204	15	0	0	0	219	36.5
B.J. Bostic	13	119	37	0	0	0	156	12.0
Matt Connors	13	113	0	6	26	0	145	11.2
Dennis Andrews	10	105	0	0	0	0	105	10.5
Quayshawn Nealy	13	0	0	0	0	81	81	6.2
Chris Milton	13	0	0	0	0	62	62	4.8
D.J. White	13	0	0	0	0	48	48	3.7
Beau Hankins	13	0	0	46	0	0	46	3.5
P.J. Davis	13	0	0	0	0	41	41	3.2
Micheal Summers	13	0	34	0	0	0	34	2.6
Anthony Harrell	12	0	0	0	25	0	25	2.1
Isaiah Johnson	12	0	0	0	0	19	19	1.6
Isiah Willis	8	18	0	0	0	0	18	2.2
Antonio Messick	5	0	16	0	0	0	16	3.2
Ryan Rodwell	13	10	0	0	0	0	10	0.8
Corey Dennis	13	0	7	0	0	0	7	0.5
<b>Total.....</b>	<b>13</b>	<b>4337</b>	<b>1757</b>	<b>97</b>	<b>858</b>	<b>338</b>	<b>7387</b>	<b>568.2</b>
<b>Opponents.....</b>	<b>13</b>	<b>2194</b>	<b>2959</b>	<b>54</b>	<b>695</b>	<b>27</b>	<b>5929</b>	<b>456.1</b>

PUNTING	No.	Yds	Avg	Long	TB	FC	I20	Blkd
Ryan Rodwell	29	1184	40.8	55	2	7	13	0
<b>Total.....</b>	<b>29</b>	<b>1184</b>	<b>40.8</b>	<b>55</b>	<b>2</b>	<b>7</b>	<b>13</b>	<b>0</b>
<b>Opponents.....</b>	<b>40</b>	<b>1557</b>	<b>38.9</b>	<b>61</b>	<b>3</b>	<b>15</b>	<b>8</b>	<b>2</b>

FIELD GOALS	M-A	Pct	01-19	20-29	30-39	40-49	50-99	Lg	Blk
Harrison Butker	11-18	61.1	0-0	5-5	2-7	3-4	1-2	53	1

FIELD GOAL SEQUENCE	Georgia Tech	Opponents
Wofford	31,(30)	(39),(51)
Tulane	33,(46)	27
Georgia Southern	-	(27)
Virginia Tech	(43),30,(24)	(42),(33),(36),32
Miami	(27)	-
Duke	(27),(26),52	(34)
North Carolina	(27)	-
Pittsburgh	37	-
Virginia	-	(22)
NC State	-	(46)
Clemson	(25),48,(32),(42)	(27),(32)
Georgia	37,(53)	49,(19)
Florida State	-	(33),(32),(28)
Mississippi State	-	-

*Numbers in parentheses indicate field goal was made*

# 2014 STATISTICS

DEFENSE	GP-S	Tackles			TFL/Yds	Sacks		Pass Def		QBH	Fumbles		Blkd Kick	Saf
		Solo	Ast	Total		No-Yards	Int-Yds	BrUp	Rcv-Yds		FF			
P.J. Davis	13-13	75	33	108	8.0-36	4.0-25	1-41	.	2	.	3	.	.	
Quayshawn Nealy	13-13	55	35	90	6.0-35	1.5-8	2-81	4	1	3-43	1	.	.	
Demond Smith	13-9	52	19	71	2.0-5	.	1-0	4	.	1-0	1	.	.	
Isaiah Johnson	12-11	46	18	64	3.0-4	.	1-19	5	.	2-7	2	.	.	
D.J. White	13-13	48	14	62	2.5-3	.	4-48	5	1	.	1	.	.	
Jamal Golden	13-11	36	17	53	3.0-8	.	4-87	3	.	.	2	.	.	
KeShun Freeman	13-11	35	16	51	9.0-35	4.5-23	.	1	2	1-0	1	1	.	
Adam Gotsis	13-13	21	11	32	5.5-24	2.0-17	1-0	3	1	.	.	2	.	
Tyler Marcordes	13-7	17	11	28	5.5-30	2.0-23	.	.	.	1-0	1	.	.	
Chris Milton	13-13	21	3	24	1.0-4	.	1-62	4	.	.	.	2	.	
Patrick Gamble	13-4	14	9	23	1.5-5	.	.	1	.	.	1	.	.	
Shawn Green	12-12	15	7	22	4.5-10	1.5-5	.	4	1	.	.	.	.	
Anthony Harrell	12-0	14	5	19	.	.	.	.	1	.	.	.	.	
Lawrence Austin	13-1	10	8	18	.	.	1-0	1	.	.	1	.	.	
Rod Rook-Chungong	11-5	12	3	15	1.5-9	0.5-4	.	1	.	.	.	.	.	
Corey Griffin	13-1	9	3	12	.	.	1-0	2	.	.	.	.	.	
Beau Hankins	13-0	5	6	11	.	.	.	.	.	.	.	.	.	
Kyle Travis	11-4	5	5	10	1.5-5	.	.	1	.	1-0	.	.	.	
Lance Austin	13-0	5	3	8	.	.	.	1	.	.	.	.	.	
Tremayne McNair	11-0	4	3	7	1.0-2	1.0-2	.	1	.	.	.	.	.	
Antonio Simmons	7-0	3	2	5	0.5-2	.	.	.	.	.	.	.	.	
Tyler Stargel	13-2	4	1	5	1.0-8	1.0-8	.	1	.	.	.	.	.	
Domonique Noble	9-0	5	.	5	.	.	.	.	.	.	.	.	.	
Lynn Griffin	11-0	3	1	4	.	.	.	.	.	.	.	.	.	
Francis Kallon	6-0	1	2	3	.	.	.	.	.	.	.	.	.	
Chase Alford	13-0	1	2	3	.	.	.	.	.	.	.	.	.	
Harrison Butker	13-0	1	1	2	.	.	.	.	.	.	.	.	.	
Shaquille Mason	13-13	1	1	2	.	.	.	.	.	.	.	.	.	
Step Durham	7-0	2	.	2	.	.	.	1	.	.	.	.	.	
Zach Laskey	10-7	1	1	2	.	.	.	.	.	.	.	.	.	
Tyler Merriweather	5-0	1	1	2	.	.	.	.	.	.	.	.	.	
Sean Tobin	12-0	1	.	1	.	.	.	.	.	.	.	.	.	
Ryan Rodwell	13-0	1	.	1	.	.	.	.	.	.	.	.	.	
Micheal Summers	13-7	1	.	1	.	.	.	.	.	.	.	.	.	
Matt Connors	13-0	.	1	1	.	.	.	.	.	.	.	1	.	
Andrew Marshall	10-0	1	.	1	.	.	.	.	.	.	.	.	.	
Tony Zenon	13-12	1	.	1	.	.	.	.	.	.	.	.	.	
Chaz Cheeks	7-0	.	.	.	.	.	.	1	.	.	.	.	.	
<b>Total.....</b>	<b>13-0</b>	<b>528</b>	<b>242</b>	<b>770</b>	<b>57-225</b>	<b>18-115</b>	<b>17-338</b>	<b>44</b>	<b>9</b>	<b>10-50</b>	<b>15</b>	<b>6</b>	<b>.</b>	
<b>Opponents.....</b>	<b>13-0</b>	<b>628</b>	<b>298</b>	<b>926</b>	<b>58.0-177</b>	<b>10-62</b>	<b>5-27</b>	<b>20</b>	<b>16</b>	<b>12-109</b>	<b>9</b>	<b>2</b>	<b>.</b>	



# 2014 STATISTICS

THOMAS, J.	ATT	COMP	INT	PCT	YARDS	TD	LONG	SACK	YDS	EFFIC
Wofford	15	11	0	73.3	282	2	71	0	0	275.3
at Tulane	8	3	1	37.5	15	0	11	1	7	28.2
Georgia Southern	24	11	0	45.8	188	4	57	1	8	166.6
at Virginia Tech	18	7	0	38.9	125	1	31	1	4	115.6
Miami	7	4	0	57.1	53	0	30	1	8	120.7
Duke	15	6	2	40.0	61	0	26	0	0	47.5
at North Carolina	18	8	0	44.4	235	3	55	2	4	209.1
at Pittsburgh	10	5	0	50.0	147	1	79	0	0	206.5
Virginia	13	7	1	53.8	141	3	65	0	0	205.7
at NC State	6	5	0	83.3	47	0	16	0	0	149.1
Clemson	11	8	0	72.7	102	1	19	3	23	180.6
at Georgia	16	6	0	37.5	64	1	17	0	0	91.7
vs. Florida State	14	8	1	57.1	134	1	27	0	0	146.8
<b>TOTALS</b>	<b>175</b>	<b>89</b>	<b>5</b>	<b>50.9</b>	<b>1594</b>	<b>17</b>	<b>79</b>	<b>9</b>	<b>54</b>	<b>153.7</b>

BYERLY, T.	ATT	COMP	INT	PCT	YARDS	TD	LONG	SACK	YDS	EFFIC
Wofford	DNP									
at Tulane	0	0	0	--	0	0	--	--	--	--
Georgia Southern	0	0	0	--	0	0	--	--	--	--
at Virginia Tech	DNP									
Miami	DNP									
Duke	10	7	0	70.0	125	0	30	1	8	175.0
at North Carolina	DNP									
at Pittsburgh	1	0	0	0.0	0	0	0	0	0	0.0
Virginia	0	0	0	--	0	0	--	--	--	--
at NC State	2	2	0	100.0	23	1	16	0	0	361.6
Clemson	DNP									
at Georgia	DNP									
vs. Florida State	DNP									
<b>TOTALS</b>	<b>13</b>	<b>9</b>	<b>0</b>	<b>69.2</b>	<b>148</b>	<b>1</b>	<b>30</b>	<b>1</b>	<b>8</b>	<b>190.2</b>

## INDIVIDUAL GAME-BY-GAME RUSHING

	No-Yds/TD	WOFF	TUL	GSU	VT	MIAMI	DUKE	UNC	PITT	UVA	NCST	CLEM	UGA	FSU	MSU
Thomas, J. QB	176-965/5	13-71/0	10-70/0	20-137/1	22-165/1	13-27/1	15-119/0	15-36/0	15-92/1	13-4/0	6-60/1	11-46/0	12-34/0	11-104/0	
Laskey, Z. RB	161-788/9	15-70/2	12-86/0	17-80/0	17-80/0	29-133/0	15-72/1	15-74/2	DNP	DNP	DNP	4-13/0	26-140/3	11-40/1	
Days, S. RB	136-753/6	5-23/1	1-3/0	2-12/0	1-6/0	3-19/0	1-1/0	3-25/0	22-110/0	24-147/1	19-157/1	20-89/0	16-94/0	19-67/3	
Perkins, C. RB	42-384/0	3-19/0	4-33/0	2-59/0	DNP	7-65/0	1-6/0	7-79/0	-	DNP	DNP	3-11/0	6-48/0	9-64/0	
Zenon, T. RB	45-293/4	1-14/0	8-62/2	2-11/0	2-3/0	5-22/1	4-6/0	4-36/0	3-66/1	3-10/0	6-54/0	5-5/0	1-2/0	1-6/0	
Snoddy, B. RB	28-283/3	1-9/0	2-13/0	-	-	DNP	-	5-39/0	6-82/3	7-52/0	5-37/0	2-51/0	DNP	DNP	
Hill, D. RB	29-209/3	-	6-43/0	4-18/0	-	2-16/1	1-5/0	1-12/0	4-17/1	2-17/1	-	1-6/0	5-56/0	3-19/0	
Byerly, T. QB	45-204/7	DNP	10-21/2	2-1/1	DNP	DNP	6-30/2	DNP	7-33/0	7-32/0	13-87/2	DNP	DNP	DNP	
Bostic, B. RB	20-119/1	3-17/0	4-13/0	2-16/0	1-2/0	2-21/1	2-22/0	-	1-6/0	-	2-20/0	1-1/0	-	2-7/0	
Connors, M. RB	21-113/2	1-4/0	-	-	-	-	-	-	5-56/1	4-7/0	11-46/1	-	-	-	
Andrews, D. RB	15-105/0	DNP	DNP	2-14/0	-	1-9/0	DNP	-	1-3/0	3-1/0	-	2-34/0	3-22/0	3-24/0	
Smelter, D. WR	3-103/1	-	-	-	-	-	1-21/0	1-75/1	-	-	-	-	1-7/0	DNP	
Willis, I. RB	2-18/0	-	-	DNP	DNP	DNP	DNP	DNP	-	-	2-18/0	-	-	-	
Rodwell, R.	1-10/0	-	-	-	-	1-10/0	-	-	-	-	-	-	-	-	

## INDIVIDUAL GAME-BY-GAME RECEIVING

	No-Yds/TD	WOFF	TUL	GSU	VT	MIAMI	DUKE	UNC	PITT	UVA	NCST	CLEM	UGA	FSU	MSU
Smelter, D. WR	35-715/7	5-132/2	-	4-106/1	5-101/1	-	2-21/0	2-58/1	2-44/0	4-107/1	3-25/0	5-77/1	3-44/0	DNP	
Waller, D. WR	21-328/5	DNP	DNP	2-30/1	-	-	5-96/0	1-55/1	2-24/0	2-17/1	1-16/0	2-10/0	1-7/1	5-73/1	
Hill, D. RB	10-178/1	-	1-11/0	1-13/1	1-19/0	-	3-48/0	1-47/0	-	-	-	-	2-13/0	1-27/0	
Zenon, T. RB	8-161/1	3-70/0	-	-	-	2-39/0	-	2-37/1	-	-	-	1-15/0	-	-	
Snoddy, B. RB	3-100/0	1-65/0	-	1-2/0	-	DNP	-	1-33/0	-	-	-	-	DNP	DNP	
Perkins, C. RB	3-84/1	-	1-4/0	1-1/0	DNP	-	-	-	1-79/1	DNP	DNP	-	-	-	
Laskey, Z. RB	6-49/1	-	1-0/0	2-36/1	1-5/0	-	1-3/0	1-5/0	DNP	DNP	DNP	-	-	-	
Bostic, B. RB	2-37/0	-	-	-	-	-	1-13/0	-	-	-	-	-	-	1-24/0	
Summers, M. WR	5-34/0	2-15/0	-	-	-	2-14/0	1-5/0	-	-	-	-	-	-	-	
Days, S. RB	3-33/1	-	-	-	-	-	-	-	-	1-17/1	1-6/0	-	-	1-10/0	
Messick, A. WR	1-16/1	-	-	DNP	DNP	DNP	DNP	DNP	-	-	1-16/1	DNP	DNP	DNP	
Byerly, T. QB	1-15/0	DNP	-	-	DNP	DNP	1-15/0	DNP	-	-	-	DNP	DNP	DNP	
Dennis, C. WR	1-7/0	-	-	-	-	-	-	-	-	-	1-7/0	-	-	-	



# 2014 STATISTICS

## INDIVIDUAL GAME-BY-GAME PUNT RETURNS

	No-Yds	WOFF	TUL	GSU	VT	MIAMI	DUKE	UNC	PITT	UVA	NCST	CLEM	UGA	FSU	MSU
Golden, J.	11-45	2-24	-	-	-	-	-	1-5	1-0	1-0	3-17	2-8	-	1-1	-
Connors, M.	1-6	-	1-6	-	-	-	-	-	-	-	-	-	-	-	-

## INDIVIDUAL GAME-BY-GAME KICKOFF RETURNS

	No-Yds	WOFF	TUL	GSU	VT	MIAMI	DUKE	UNC	PITT	UVA	NCST	CLEM	UGA	FSU	MSU
Golden, J.	28-676	5-140	2-51	2-36	1-21	2-67	2-119	2-43	2-33	2-35	1-26	2-40	2-20	3-45	-
Snoddy, B.	5-112	-	1-18	2-39	1-29	DNP	-	1-26	-	-	-	-	DNP	DNP	-
Connors, M.	2-26	-	-	-	1-8	-	-	-	-	-	-	-	1-18	-	-
Harrell, A.	2-25	DNP	-	-	-	-	-	1-9	-	-	-	-	1-16	-	-
Hill, D.	2-19	-	-	-	-	-	2-19	-	-	-	-	-	-	-	-

## INDIVIDUAL GAME-BY-GAME ALL-PURPOSE YARDS

	No-Yds	WOFF	TUL	GSU	VT	MIAMI	DUKE	UNC	PITT	UVA	NCST	CLEM	UGA	FSU	MSU
Thomas, J.	861	71	70	137	165	27	119	36	92	4	60	46	34	-	-
Smelter, D.	818	132	-	-	106	101	-	42	133	44	44	107	25	77	51
Laskey, Z.	797	70	86	116	85	133	75	79	DNP	DNP	DNP	DNP	13	140	-
Golden, J.	762	164	51	36	21	67	119	40	33	35	43	133	20	-	-
Days, S.	709	23	3	12	6	19	1	25	110	164	163	89	94	-	-
Snoddy, B.	495	74	31	41	29	DNP	-	98	82	52	37	51	DNP	-	-
Zenon, T.	448	84	62	11	3	61	6	73	66	10	54	20	-2	-	-
Perkins, C.	404	19	37	60	DNP	65	6	79	79	DNP	DNP	11	48	-	-
Hill, D.	360	-	54	31	19	16	72	59	17	17	-	6	69	-	-
Waller, D.	255	DNP	DNP	30	-	-	96	55	24	17	16	10	7	-	-
Byerly, T.	219	DNP	21	1	DNP	DNP	45	DNP	33	32	87	DNP	DNP	-	-
Connors, M.	145	4	6	-	8	-	-	-	56	7	46	-	18	-	-
Bostic, B.	125	17	13	16	-2	21	35	-	6	-	20	-1	-	-	-
Andrews, D.	81	DNP	DNP	14	-	9	DNP	-	3	-1	-	34	22	-	-
Nealy, Q.	81	-	10	-	-	-	-	-	-	-	71	-	-	-	-
Milton, C.	62	-	-	-	-	-	-	-	-	-	-	62	-	-	-
White, D.	48	-	-	-	-	-	-	-	-	-	48	-	-	-	-
Hankins, B.	46	-	46	-	-	-	-	-	-	-	-	-	-	-	-
Davis, P.	41	-	-	-	41	-	-	-	-	-	-	-	-	-	-
Summers, M.	34	15	-	-	-	14	5	-	-	-	-	-	-	-	-
Harrell, A.	25	DNP	-	-	-	-	9	-	-	-	-	-	-	16	-
Johnson, I.	19	-	DNP	-	-	19	-	-	-	-	-	-	-	-	-
Willis, I.	18	-	-	DNP	DNP	DNP	DNP	DNP	DNP	-	18	-	-	-	-
Messick, A.	16	-	-	DNP	DNP	DNP	DNP	DNP	-	-	16	DNP	DNP	-	-
Rodwell, R.	10	-	-	-	-	10	-	-	-	-	-	-	-	-	-
Dennis, C.	7	-	-	-	-	-	-	-	-	-	7	-	-	-	-

## INDIVIDUAL GAME-BY-GAME INTERCEPTIONS

	No-Yds	WOFF	TUL	GSU	VT	MIAMI	DUKE	UNC	PITT	UVA	NCST	CLEM	UGA	FSU	MSU
White, D.	4-48	-	-	-	1-0	-	-	-	-	-	1-48 (td)	1-0	1-0	-	-
Golden, J.	4-87	-	-	-	-	1-0	-	1-2	-	1-0	-	1-85 (td)	-	-	-
Nealy, Q.	2-81	-	1-10 (td)	-	-	-	-	-	-	-	1-71	-	-	-	-
Gotsis, A.	1-0	-	-	-	-	-	-	-	-	1-0	-	-	-	-	-
Johnson, I.	1-19	-	DNP	-	-	1-19	-	-	-	-	-	-	-	-	-
Davis, P.	1-41	-	-	-	1-41 (td)	-	-	-	-	-	-	-	-	-	-
Griffin, Co.	1-0	-	-	-	1-0	-	-	-	-	-	-	-	-	-	-
Smith, D.	1-0	-	1-0	-	-	-	-	-	-	-	-	-	-	-	-
Milton, C.	1-62	-	-	-	-	-	-	-	-	-	1-62 (td)	-	-	-	-
Austin, Law.	1-0	-	1-0	-	-	-	-	-	-	-	-	-	-	-	-

## INDIVIDUAL GAME-BY-GAME FUMBLES

	Force-Rec	WOFF	TUL	GSU	VT	MIAMI	DUKE	UNC	PITT	UVA	NCST	CLEM	UGA	FSU	MSU
Gamble, P.	1-0	1-0	-	-	-	-	-	-	-	-	-	-	-	-	-
Golden, J.	2-0	-	-	1-0	-	-	-	-	1-0	-	-	-	-	-	-
Smith, D.	1-1	-	-	1-0	-	-	-	-	0-1	-	-	-	-	-	-
Freeman, K.	1-1	-	-	0-1	-	-	-	-	-	1-0	-	-	-	-	-
Austin, Law.	1-0	-	-	-	1-0	-	-	-	-	-	-	-	-	-	-
Johnson, I.	2-2	-	-	-	-	-	-	-	1-1	-	-	-	1-1	-	-
Nealy, Q.	1-3	-	-	-	-	-	-	-	0-2	-	0-1	-	1-0	-	-
Davis, P.	3-0	-	-	-	-	-	-	-	2-0	1-0	-	-	-	-	-
White, D.	1-0	-	-	-	-	-	-	-	1-0	-	-	-	-	-	-
Travis, K.	0-1	-	-	-	-	-	-	-	0-1	-	-	-	-	-	-
Marcordes, T.	1-1	-	-	-	-	-	-	-	-	-	1-0	-	0-1	-	-

2014 IN REVIEW

# 2014 STATISTICS

## INDIVIDUAL GAME-BY-GAME TACKLES

	Solo-Assist	Total	WOFF	TUL	GSU	VT	MIAMI	DUKE	UNC	PITT	UVA	NCST	CLEM	UGA	FSU	MSU
Davis, P. LB	75-33	108	5-0	5-0	6-1	4-5	9-0	6-2	11-3	5-1	5-0	2-7	6-7	4-3	7-4	
Nealy, Q. LB	55-35	90	5-1	4-0	8-0	3-5	3-1	8-2	7-2	3-4	2-1	4-2	3-7	5-4	0-6	
Smith, D. DB	52-19	71	5-1	3-2	4-0	3-2	2-1	6-1	9-1	3-1	2-1	1-4	2-1	2-4	10-0	
Johnson, I. DB	46-18	64	3-0	DNP	2-0	3-3	5-0	5-0	6-1	8-6	1-1	1-3	3-0	6-4	3-0	
White, D. DB	48-14	62	2-1	4-0	2-0	7-3	2-0	5-0	8-3	1-2	6-0	6-1	2-2	2-2	1-0	
Golden, J. DB	36-17	53	1-0	2-0	5-1	2-4	4-0	1-0	5-2	4-1	2-0	2-2	2-3	2-1	4-3	
Freeman, K. DL	35-16	51	4-0	1-1	4-0	1-4	1-0	6-0	3-1	3-0	4-1	1-3	2-1	2-3	3-2	
Gotsis, A. DL	21-11	32	3-0	-	2-0	1-4	2-0	1-0	2-1	2-0	3-0	-	1-2	1-3	3-1	
Marcordes, T. LB	17-11	28	1-1	1-2	3-0	0-2	-	-	2-1	1-0	1-0	3-1	1-0	3-4	1-0	
Milton, C. DB	21-3	24	1-0	3-0	3-0	2-0	-	1-0	1-1	2-1	1-0	-	2-0	4-1	1-0	
Gamble, P. DL	14-9	23	4-0	0-2	1-0	0-2	1-0	1-0	-	-	2-0	1-2	2-1	1-1	1-1	
Green, S. DL	15-7	22	4-0	2-0	0-1	3-1	1-0	2-0	2-1	0-1	-	-	DNP	0-2	1-1	
Harrell, A. LB	14-5	19	DNP	3-0	1-0	-	2-0	-	-	1-0	2-0	2-1	-	2-2	1-2	
Austin, Law. DB	10-8	18	0-1	0-1	1-0	1-2	-	4-1	-	-	-	1-3	2-0	-	1-0	
Chungong, R. DL	12-3	15	4-1	2-0	0-1	1-0	-	1-0	DNP	-	DNP	1-0	2-0	-	1-1	
Griffin, Co. DB	9-3	12	-	-	1-0	3-1	-	1-0	1-0	1-0	-	-	-	1-0	1-2	
Hankins, B. LB	5-6	11	-	-	-	-	-	1-0	1-1	-	2-0	0-2	-	1-2	0-1	
Travis, K. LB	5-5	10	-	-	DNP	0-2	-	4-0	1-2	0-1	-	-	DNP	-	-	
Austin, Lan. DB	5-3	8	2-0	0-1	-	0-1	-	1-0	-	-	-	2-1	-	-	-	
McNair, T. LB	4-3	7	-	1-0	-	-	DNP	DNP	-	1-0	1-0	0-1	-	1-2	-	
Noble, D. DB	5-0	5	3-0	1-0	DNP	-	1-0	-	-	DNP	-	-	DNP	-	DNP	
Stargel, T. DL	4-1	5	2-0	1-1	-	1-0	-	-	-	-	-	-	-	-	-	
Simmons, A. DL	3-2	5	DNP	DNP	DNP	-	-	DNP	DNP	-	-	1-0	2-2	DNP	-	
Griffin, L. DB	3-1	4	DNP	DNP	1-0	1-0	-	-	-	0-1	-	-	-	-	1-0	
Kallon, F. DL	1-2	3	DNP	-	DNP	1-1	-	DNP	DNP	-	DNP	0-1	-	DNP	DNP	
Alford, C. LB	1-2	3	-	-	-	-	-	-	0-1	-	-	1-1	-	-	-	
Durham, S. DB	2-0	2	-	1-0	DNP	DNP	DNP	-	DNP	-	1-0	-	DNP	DNP	-	
Mason, S.	1-1	2	-	1-0	-	-	-	-	-	-	-	-	-	-	0-1	
Merriweather, T. DL	1-1	2	1-0	-	DNP	DNP	DNP	DNP	-	-	DNP	0-1	DNP	DNP	DNP	
Butker, H.	1-1	2	-	-	-	-	-	-	-	0-1	1-0	-	-	-	-	
Laskey, Z.	1-1	2	-	-	-	-	-	1-0	-	DNP	DNP	DNP	-	-	0-1	
Zenon, T.	1-0	1	-	-	-	-	-	-	-	-	1-0	-	-	-	-	
Connors, M.	0-1	1	-	-	-	-	-	-	0-1	-	-	-	-	-	-	
Marshall, A.	1-0	1	DNP	-	-	DNP	DNP	-	-	-	-	-	-	1-0	-	
Tobin, S. LS	1-0	1	-	-	-	-	-	-	-	1-0	-	DNP	-	-	-	
Rodwell, R. P	1-0	1	-	-	-	-	1-0	-	-	-	-	-	-	-	-	
Summers, M.	1-0	1	-	1-0	-	-	-	-	-	-	-	-	-	-	-	

## INDIVIDUAL GAME-BY-GAME SACKS

	Solo-Assist	Total	WOFF	TUL	GSU	VT	MIAMI	DUKE	UNC	PITT	UVA	NCST	CLEM	UGA	FSU	MSU
Freeman, K. DL	4-1	4.5	-	1.0-3	-	0.5-4	1.0-3	-	-	-	1.0-6	-	-	1.0-7	-	
Davis, P. LB	3-2	4.0	-	-	-	-	1.0-6	-	0.5-1	1.0-3	1.0-10	-	0.5-5	-	-	
Marcordes, T. LB	2-0	2.0	-	-	-	-	-	-	-	-	-	1.0-11	1.0-12	-	-	
Gotsis, A. DL	2-0	2.0	-	-	-	-	-	-	-	2.0-17	-	-	-	-	-	
Green, S. DL	1-1	1.5	-	1.0-2	0.5-3	-	-	-	-	-	-	-	DNP	-	-	
Nealy, Q. LB	0-3	1.5	-	-	-	0.5-4	-	-	0.5-0	-	-	-	0.5-4	-	-	
Stargel, T. DL	1-0	1.0	-	1.0-8	-	-	-	-	-	-	-	-	-	-	-	
McNair, T. LB	1-0	1.0	-	-	-	-	DNP	DNP	-	-	-	-	-	1.0-2	-	
Chungong, R. DL	0-1	0.5	-	-	0.5-4	-	-	-	DNP	-	DNP	-	-	-	-	

## INDIVIDUAL GAME-BY-GAME TACKLES FOR LOSS

	Solo-Assist	Total	WOFF	TUL	GSU	VT	MIAMI	DUKE	UNC	PITT	UVA	NCST	CLEM	UGA	FSU	MSU
Freeman, K. DL	8-2	9.0	1.0-7	1.0-3	-	1.0-4	1.0-3	1.0-2	2.0-3	-	1.0-6	-	-	1.0-7	-	
Davis, P. LB	6-4	8.0	-	-	-	-	1.0-6	1.0-1	0.5-1	3.0-10	1.0-10	0.5-1	1.0-7	-	-	
Nealy, Q. LB	4-4	6.0	-	1.0-4	-	2.0-10	-	2.0-17	0.5-0	-	-	-	0.5-4	-	-	
Gotsis, A. DL	5-1	5.5	-	-	1.0-3	0.5-1	1.0-1	-	-	2.0-17	-	-	-	1.0-2	-	
Marcordes, T. LB	5-1	5.5	-	-	-	-	-	-	-	-	-	2.5-13	1.0-12	1.0-1	1.0-4	
Green, S. DL	4-1	4.5	2.0-3	1.0-2	0.5-3	-	-	-	1.0-2	-	-	-	DNP	-	-	
Johnson, I. DB	3-0	3.0	1.0-1	DNP	-	-	-	-	-	-	-	-	-	2.0-3	-	
Golden, J. DB	3-0	3.0	-	-	2.0-7	-	-	-	-	-	-	-	-	1.0-1	-	
White, D. DB	2-1	2.5	-	-	-	1.5-2	-	-	-	-	-	-	-	1.0-1	-	
Smith, D. DB	2-0	2.0	1.0-1	-	-	-	-	-	-	-	-	-	1.0-4	-	-	
Travis, K. LB	1-1	1.5	-	-	DNP	0.5-1	-	1.0-4	-	-	-	-	DNP	-	-	
Gamble, P. DL	1-1	1.5	1.0-5	-	-	0.5-0	-	-	-	-	-	-	-	-	-	
Chungong, R. DL	1-1	1.5	-	1.0-5	0.5-4	-	-	-	DNP	-	DNP	-	-	-	-	
Stargel, T. DL	1-0	1.0	-	1.0-8	-	-	-	-	-	-	-	-	-	-	-	
McNair, T. LB	1-0	1.0	-	-	-	-	DNP	DNP	-	-	-	-	-	1.0-2	-	
Milton, C. DB	1-0	1.0	-	-	-	1.0-4	-	-	-	-	-	-	-	-	-	
Simmons, A. DL	0-1	0.5	DNP	DNP	DNP	-	-	DNP	DNP	-	-	-	0.5-2	DNP	-	





# 2014 STATISTICS

## GEORGIA TECH BIG PLAYS (25+ YARDS)

\* Touchdown

NO.	OPPONENT	PLAYER(S)	PLAY	DOWN/DIST	YDS
1	Wofford (7)	Jamal Golden	KO Ret.	--	40
2		Justin Thomas to Tony Zenon	Pass	1st/20	33
3		Jamal Golden	KO Ret.	--	28
4		Jamal Golden	KO Ret.	--	29
5		Justin Thomas to DeAndre Smelter	Pass	1st/10	71*
6		Justin Thomas to Broderick Snoddy	Pass	2nd/6	65
7		Jamal Golden	Punt Ret.	--	28
8	Tulane (4)	Jamal Golden	KO Ret.	--	
9		Justin Thomas	Rush	1st/10	27
10		Jamal Golden	KO Ret.	--	26
11		Tony Zenon	Rush	1st/10	41
12	Ga Southern (5)	Charles Perkins	Rush	1st/10	63
13		Justin Thomas	Rush	1st/10	33
14		Justin Thomas to Darren Waller	Pass	3rd/8	26
15		Justin Thomas to DeAndre Smelter	Pass	2nd/9	57*
16		Broderick Snoddy	KO Ret.	--	25
17	Va Tech (7)	Justin Thomas	Rush	2nd/8	29
18		Zach Laskey	Rush	2nd/6	26
19		Justin Thomas	Rush	1st/10	26
20		Justin Thomas	Rush	2nd/8	32
21		Paul Davis	INT Ret.	--	41*
22		Broderick Snoddy	KO Ret.	--	29
23		Justin Thomas to DeAndre Smelter	Pass	2nd/10	31*
24	Miami (4)	Jamal Golden	KO Ret.	--	37
25		Jamal Golden	KO Ret.	--	30
26		Charles Perkins	Rush	3rd/4	25
27		Justin Thomas to Tony Zenon	Pass	3rd/16	30
28	Duke (6)	Jamal Golden	KO Ret.	--	68
29		Jamal Golden	KO Ret.	--	51
30		Justin Thomas to Darren Waller	Pass	1st/10	26
31		Tim Byerly to Darren Waller	Pass	3rd/18	30
32		Tim Byerly to Deon Hill	Pass	1st/10	29
33	UNC (8)	Justin Thomas to Deon Hill	Pass	1st/10	47
34		Justin Thomas to Tony Zenon	Pass	3rd/13	25
35		Broderick Snoddy	KO Ret.	--	26
36		Justin Thomas to Broderick Snoddy	Pass	1st/10	33
37		Justin Thomas to Darren Waller	Pass	2nd/12	55*
38		Justin Thomas to DeAndre Smelter	Pass	2nd/5	46*
39		Jamal Golden	KO Ret.	--	26
40		DeAndre Smelter	Rush	1st/25	75*
41	Pitt (7)	Justin Thomas	Rush	1st/10	33
42		Justin Thomas to Charles Perkins	Pass	3rd/9	79*
43		Broderick Snoddy	Rush	2nd/9	34*
44		Justin Thomas to DeAndre Smelter	Pass	1st/10	26
45		Broderick Snoddy	Rush	1st/10	28*
46		Tony Zenon	Rush	1st/10	57*
47		Matt Connors	Rush	2nd/4	25
48	Virginia (4)	Justin Thomas to DeAndre Smelter	Pass	1st/10	65
49		Jamal Golden	KO Ret.	--	25
50		Synjyn Days	Rush	1st/10	31
51		Synjyn Days	Rush	1st/10	33
52	NC State (7)	Jamal Golden	KO Ret.	--	26
53		Synjyn Days	Rush	2nd/7	53*
54		Quayshawn Nealy	INT Ret.	--	71
55		D.J. White	INT Ret.	--	48*
56		Quayshawn Nealy	FUM Ret.	--	43*
57		Justin Thomas	Rush	2nd/5	30
58		Tim Byerly	Rush	2nd/11	37
59	Clemson (5)	Jamal Golden	INT Ret.	--	85*
60		Broderick Snoddy	Rush	2nd/5	46
61		Justin Thomas	Rush	1st/10	65
62		Chris Milton	INT Ret.	--	62*
63		Dennis Andrews	Rush	1st/10	30
64	Georgia (1)	Charles Perkins	Rush	2nd/10	25
65	Fla. State (2)	Justin Thomas to Deon Hill	Pass	2nd/9	27
66		Justin Thomas to Darren Waller	Pass	1st/10	25*

## OPPONENT BIG PLAYS (25+ YARDS)

\* Touchdown

NO.	OPPONENT	PLAYER(S)	PLAY	DOWN/DIST	YDS
1	Wofford (2)	Lorenzo Long	KO Ret.	--	34
2		Ray Smith	Rush	3rd/8	92*
3	Tulane (3)	Tanner Lee to Xavier Rush	Pass	1st/10	61*
4		D. Hilliard	KO Ret.	--	28
5		Devin Powell to Justyn Shackelford	Pass	1st/10	27
6	Ga Southern (8)	Derek Keaton	KO Ret.	--	27
7		Matt Brieda	Rush	3rd/7	69*
8		Kevin Ellison	Rush	4th/1	32*
9		Kevin Ellison	Rush	2nd/8	38
10		Kevin Ellison to Kentrellis Showers	Pass	1st/10	43
11		Kevin Ellison to BJ Johnson	Pass	1st/10	68*
12		Kevin Ellison	Rush	3rd/5	25
13		Kevin Ellison to Matt Brieda	Pass	2nd/5	28
14	Va Tech (3)	Demetri Knowles	KO Ret.	--	29
15		Michael Brewer to Isaiah Ford	Pass	2nd/14	25
16		Michael Brewer to Cam Phillips	Pass	3rd/15	30
17	Miami (3)	Stacy Coley	KO Ret.	--	39
18		Brad Kaaya to Phillip Dorsett	Pass	1st/10	37
19		Stacy Coley	KO Ret.	--	25
20		Brad Kaaya to Duke Johnson	Pass	2nd/7	28
21	Duke (2)	Anthony Boone to Shaun Wilson	Pass	2nd/22	29
22		Anthony Boone to Max McCaffrey	Pass	3rd/36	30
23	UNC (2)	Marquise Williams to Ryan Switzer	Pass	1st/10	68*
24		Marquise Williams to Mack Hollins	Pass	4th/6	36*
25	Pitt (4)	James Conner	Rush	1st/10	74
26		Raschid Ibrahim	Rush	2nd/2	50
27		Trey Anderson to Isaac Bennett	Pass	2nd/10	35*
28		Trey Anderson to Kevin Weatherspoon	Pass	3rd/10	39
29	Virginia (3)	Greyson Lambert to Canaan Severin	Pass	1st/10	28
30		Darius Jennings	KO Ret.	--	34
31		Greyson Lambert to Darius Jennings	Pass	1st/10	42
32	NC State (2)	D. Nichols	KO Ret.	--	29
33		Jacoby Brissett to Bra'lon Cherry	Pass	1st/10	35
34	Clemson (3)	T.J. Green	KO Ret.	--	25
35		T.J. Green	KO Ret.	--	29
36		Wayne Gallman	Rush	2nd/2	34
37	Georgia (3)	Nick Chubb	Rush	1st/10	65
38		Damian Swann	FUM Ret.	--	99*
39		Marshall Morgan	Rush	4th/12	28
40	Fla. State (7)	Kermit Whitfield	KO Ret.	--	26
41		Jameis Winston to Nick O'Leary	Pass	1st/10	46*
42		Kermit Whitfield	KO Ret.	--	25
43		Dalvin Cook	Rush	2nd/3	26
44		Jesus Wilson	KO Ret.	--	28
45		Jameis Winston to Rashaad Greene	Pass	3rd/11	44*
47		Jameis Winston to Nick O'Leary	Pass	1st/10	29

## BIG PLAYS FROM SCRIMMAGE SUMMARY

	RUSH/CATCH	25-29	30-39	40-49	50-59	60-69	70-79	80-89	90-99	TOTAL
Smelter	0/1	0/1	0/1	0/1	0/1	1/1	0/0	0/0	0/0	1/6
Snoddy	1/0	1/1	1/0	0/0	0/1	0/0	0/0	0/0	0/0	3/2
Zenon	0/1	0/1	1/0	1/0	0/0	0/0	0/0	0/0	0/0	2/2
Thomas	3/0	4/0	0/0	0/0	1/0	0/0	0/0	0/0	0/0	8/0
Perkins	2/0	0/0	0/0	0/0	1/0	0/1	0/0	0/0	0/0	3/1
Waller	0/3	0/1	0/0	0/1	0/0	0/0	0/0	0/0	0/0	0/5
Laskey	1/0	0/0	0/0	0/0	0/0	0/0	0/0	0/0	0/0	1/0
Hill	0/2	0/0	0/1	0/0	0/0	0/0	0/0	0/0	0/0	0/3
Connors	1/0	0/0	0/0	0/0	0/0	0/0	0/0	0/0	0/0	1/0
Days	0/0	2/0	0/0	1/0	0/0	0/0	0/0	0/0	0/0	3/0
Byerly	0/0	1/0	0/0	0/0	0/0	0/0	0/0	0/0	0/0	1/0
Andrews	0/0	1/0	0/0	0/0	0/0	0/0	0/0	0/0	0/0	1/0
<b>TOTAL</b>		<b>15 (8/7)</b>	<b>13 (9/4)</b>	<b>4 (2/2)</b>	<b>4 (2/2)</b>	<b>4 (2/2)</b>	<b>3 (1/2)</b>	<b>0 (0/0)</b>	<b>0 (0/0)</b>	<b>42 (23/19)</b>
<i>Opponents</i>		<i>10 (3/7)</i>	<i>8 (3/5)</i>	<i>4 (0/4)</i>	<i>0 (0/0)</i>	<i>5 (2/3)</i>	<i>0 (0/0)</i>	<i>0 (0/0)</i>	<i>1 (1/0)</i>	<i>28 (9/19)</i>
<b>PASSING</b>	<b>25-29</b>	<b>30-39</b>	<b>40-49</b>	<b>50-59</b>	<b>60-69</b>	<b>70-79</b>	<b>80-89</b>	<b>90-99</b>	<b>TOTAL</b>	
Thomas	6	4	2	2	2	2	0	0	18	
Byerly	1	1	0	0	0	0	0	0	2	
<b>TOTAL</b>	<b>7</b>	<b>5</b>	<b>2</b>	<b>2</b>	<b>2</b>	<b>2</b>	<b>0</b>	<b>0</b>	<b>20</b>	

2014 IN REVIEW



# 2014 STATISTICS

## POINTS OFF GEORGIA TECH TAKEAWAYS

OPPONENT	QTR	TURNOVER	DEFENDER(S)	LED TO	PTS	
<b>Wofford</b>	<b>None</b>					
Tulane	2	Interception	Quayshawn Nealy	Touchdown	7*	
	2	Interception	Demond Smith	Touchdown	7	
	3	Interception	Lawrence Austin	Touchdown	7	
Ga So	4	Fumble	Golden (F), Freeman (R)	Touchdown	7	
Va Tech	2	Interception	Corey Griffin	Touchdown	7	
	4	Interception	Paul Davis	Touchdown	7*	
	4	Interception	D.J. White	Field Goal	3	
Miami	2	Interception	Isaiah Johnson	Punt	0	
	4	Interception	Jamal Golden	End of game	0	
<b>Duke</b>	<b>None</b>					
North Carolina	1	Interception	Jamal Golden	Touchdown	7	
Pitt	1	Fumble	Johnson (F), Nealy (R)	Touchdown	7	
	1	Fumble	White (F), Team (R)	Touchdown	7	
	1	Fumble	Davis (F), Nealy (R)	Touchdown	7	
	1	Fumble	Golden (F), Johnson (R)	Touchdown	7	
	1	Fumble	D. Smith (R)	Downs	0	
	3	Fumble	Travis (R)	Touchdown	7	
Virginia	3	Interception	Adam Gotsis	Punt	0	
	3	Interception	Jamal Golden	Punt	0	
NC State	2	Interception	Quayshawn Nealy	Fumble	0	
	2	Interception	D.J. White	Touchdown	7*	
	2	Fumble	Marcordes (F), Nealy (R)	Touchdown	7*	
Clemson	1	Interception	Jamal Golden	Touchdown	6*	
	3	Interception	D.J. White	Field Goal	3	
	3	Interception	Chris Milton	Touchdown	7*	
Georgia	1	Fumble	Johnson (F), Marcordes (R)	Missed FG	0	
	2	Fumble	Nealy (F), Johnson (R)	Touchdown	7	
	OT1	Interception	D.J. White	--	--	
<b>Fla. State</b>	<b>None</b>					
					<b>Points</b>	<b>123</b>

\* Defensive touchdown

## GEORGIA TECH FUMBLES

OPPONENT	QTR	PLAYER	RESULT
Wofford	2	Jamal Golden	Recovered
Tulane	1	Justin Thomas	Lost
	1	Tony Zenon	Lost
	4	Tim Byerly	Recovered
<b>Ga So</b>	<b>None</b>		
Va Tech	3	Justin Thomas	Lost
<b>Miami</b>	<b>None</b>		
Duke	3	Zach Laskey	Lost
North Carolina	1	Justin Thomas	Lost
Pitt	2	Tim Byerly	Recovered
	4	Synjyn Days	Lost
Virginia	1	Jamal Golden	Recovered
	2	Justin Thomas	Recovered
NC State	1	Synjyn Days	Lost
	2	Quayshawn Nealy	Lost
	3	Corey Dennis	Recovered
Clemson	1	Tony Zenon	Lost
	3	Zach Laskey	Lost
Georgia	3	Synjyn Days	Recovered
	3	Justin Thomas	Lost
	4	Justin Thomas	Lost
<b>Fla. State</b>	<b>None</b>		

## POINTS OFF GEORGIA TECH GIVEAWAYS

OPPONENT	QTR	TURNOVER	PLAYER(S)	LED TO	PTS	
<b>Wofford</b>	<b>None</b>					
Tulane	1	Fumble	Justin Thomas	Touchdown	7	
	1	Fumble	Tony Zenon	Missed FG	0	
	3	Interception	Justin Thomas	Punt	0	
<b>Ga So</b>	<b>None</b>					
Va Tech	3	Fumble	Justin Thomas	Missed FG	0	
<b>Miami</b>	<b>None</b>					
Duke	3	Fumble	Zach Laskey	Touchdown	7	
	3	Interception	Justin Thomas	Downs	0	
	4	Interception	Justin Thomas	Touchdown	7	
North Carolina	1	Fumble	Justin Thomas	Interception	0	
Pitt	4	Fumble	Synjyn Days	Punt	0	
Virginia	2	Interception	Justin Thomas	Field Goal	3	
NC State	1	Fumble	Synjyn Days	Touchdown	7	
	2	Fumble	Quayshawn Nealy	Interception	0	
Clemson	1	Fumble	Tony Zenon	Field Goal	3	
	3	Fumble	Zach Laskey	Interception	0	
Georgia	3	Fumble	Justin Thomas	Touchdown	7*	
	4	Fumble	Justin Thomas	Touchdown	7	
Fla. State	4	Interception	Justin Thomas	Punt	0	
					<b>Points</b>	<b>48</b>

## GEORGIA TECH PUNT-BY-PUNT

RODWELL, R.	QTR	FROM	TO	YARDS	RETURN	NET	FP
Wofford	1	GT30	OP30	40	Downed	40	OP30
	2	GT46	OP9	45	3	42	OP6
Tulane	2	OP45	OP10	35	Downed	35	OP10
Ga So	2	OP47	EZ	47	TB	27	OP20
	3	GT37	OP14	49	11	48	OP15
	3	GT47	OP17	36	Downed	36	OP17
	4	OP48	OP5	43	Downed	43	OP5
4	GT41	OP15	44	Downed	44	OP15	
Va Tech	1	GT26	OP32	42	-2	44	OP30
	2	GT36	OP17	47	3	54	OP10
	4	GT20	OP25	55	7	48	OP32
	4	GT25	OP32	43	9	44	OP31
Miami	1	GT38	OP12	50	4	46	OP8
	2	OP48	OP12	36	Downed	36	OP12
	4	OP45	OP16	29	OB	29	OP16
Duke	2	GT49	OP08	43	10	33	OP18
North Carolina	2	GT46	OP35	19	OB	19	OP35
	3	GT25	OP34	41	Downed	41	OP34
Pitt	2	GT27	OP29	44	Downed	44	OP29
	2	GT33	OP28	39	6	33	OP34
Virginia	2	OP43	OP16	27	0	27	OP16
	3	GT29	OP33	38	1	37	OP34
	4	GT23	OP23	54	-6	60	OP17
<b>NC State</b>	<b>None</b>						
Clemson	1	GT11	OP44	45	6	39	50
Georgia	1	OP48	OP0	48	TB	28	OP20
	1	GT33	OP21	46	1	45	OP22
	3	GT06	GT36	30	Downed	30	GT36
Fla. State	2	GT40	OP25	35	OB	35	OP25
	3	OP44	OP10	34	Downed	34	OP10

# 2014 STATISTICS

OFFENSIVE STARTERS	QB	AB	AB	BB	WR	WR	LT	LG	C	RG	RT
Wofford	Thomas	Zenon	Perkins	Laskey	Smelter	Summers	Chamberlain	Braun	Burden	Mason	Griffin
at Tulane	Thomas	Zenon	Perkins	Laskey	Smelter	Summers	Chamberlain	Braun	Burden	Mason	Griffin
Georgia Southern	Thomas	Zenon	Perkins	Laskey	Smelter	Summers	Chamberlain	Braun	Burden	Mason	Griffin
at Virginia Tech	Thomas	Zenon	Hill	Laskey	Smelter	Summers	Chamberlain	Braun	Burden	Mason	Griffin
Miami	Thomas	Zenon	Perkins	Laskey	Smelter	Summers	Chamberlain	Braun	Burden	Mason	Griffin
Duke	Thomas	Zenon	Perkins	Laskey	Smelter	Summers	Fromayan	Braun	Burden	Mason	Griffin
at North Carolina	Thomas	Hill	Perkins	Laskey	Smelter	Waller	Chamberlain	Braun	Burden	Mason	Griffin
at Pittsburgh	Thomas	Zenon	Perkins	Days	Smelter	Waller	Chamberlain	Braun	Burden	Mason	Joe
Virginia	Thomas	Zenon	Snoddy	Days	Smelter	Waller	Chamberlain	Braun	Burden	Mason	Joe
at NC State	Thomas	Zenon	Snoddy	Days	Smelter	Waller	Chamberlain	Braun	Burden	Mason	Joe
Clemson	Thomas	Zenon	Snoddy	Days	Smelter	Waller	Chamberlain	Braun	Burden	Mason	Joe
at Georgia	Thomas	Zenon	Perkins	Days	Smelter	Waller	Chamberlain	Braun	Burden	Mason	Joe
Florida State	Thomas	Zenon	Perkins	Days	Summers	Waller	Chamberlain	Braun	Burden	Mason	Joe
Mississippi State											

DEFENSIVE STARTERS	DE	DT	NT	DE	LB	LB	LB	CB	SS	FS	CB
Wofford	Stargel	Gotsis	Green	Rook-Chungong	D. Smith	Nealy	Davis	Milton	Johnson	Golden	White
at Tulane	Stargel	Gotsis	Green	Rook-Chungong	Marcordes	Nealy	Davis	Milton	D. Smith	Golden	White
Georgia Southern	Freeman	Gotsis	Green	Rook-Chungong	Marcordes	Nealy	Davis	Milton	D. Smith	Golden	White
at Virginia Tech	Freeman	Gotsis	Green	Rook-Chungong	Marcordes	Nealy	Davis	Milton	Johnson	Golden	White
Miami	Freeman	Gotsis	Green	Travis	Marcordes	Nealy	Davis	Milton	Johnson	Golden	White
Duke	Freeman	Gotsis	Green	Travis	D. Smith	Nealy	Davis	Milton	Johnson	Golden	White
at North Carolina	Freeman	Gotsis	Green	Travis	D. Smith	Nealy	Davis	Milton	Johnson	Golden	White
at Pittsburgh	Freeman	Gotsis	Green	Travis	Marcordes	Nealy	Davis	Milton	Johnson	Golden	White
Virginia	Freeman	Gotsis	Green	Gamble	D. Smith	Nealy	Davis	Milton	Johnson	Co. Griffin	White
at NC State	Freeman	Gotsis	Green	Marcordes (LB)	D. Smith	Nealy	Davis	Durham	Johnson	Law. Austin	White
Clemson	Freeman	Gotsis	Gamble	Rook-Chungong	D. Smith	Nealy	Davis	Milton	Johnson	Golden	White
at Georgia	Freeman	Gotsis	Green	Gamble	Marcordes	Nealy	Davis	Milton	Johnson	Golden	White
Florida State	Freeman	Gotsis	Green	Gamble	D. Smith	Nealy	Davis	Milton	Johnson	Golden	White
Mississippi State											

## GAME INFORMATION

	TECH CAPTAINS	COIN TOSS	TECH KO/REC.	TECH FIRST PLAY	TECH 1ST POSSESSION	OPP. 1ST POSSESSION	KICKOFF TIME	GAME LENGTH	TECH HELMET	TECH JERSEY	TECH PANTS	RESULT
Wofford	^Mason, Perkins, Johnson, Connors	GT	Kickoff	Thomas pass to Smelter, 21 yds	Touchdown	Punt	12:33 p.m.	3:04	Gold	White	Gold	W, 38-19
at Tulane	^Bostic, Dennis, Nealy, Zenon	TUL	Receive	Thomas sacked	Lost fumble	Touchdown	3:03 p.m.	3:15	Gold	White	White	W, 38-21
Ga. So.	^Days, Smelter, McNearney, Travis, Rogers	GSO	Receive	Perkins rush, 63 yards	Touchdown	Punt	12:03 p.m.	3:30	Gold	White*	Gold*	W, 42-38
at VT	^Green, Hill, Laskey, McNair	VT	Receive	Thomas rush, 14 yards	Field Goal	Field Goal	12:01 p.m.	3:27	Gold	White	White	W, 27-24
Miami	+Mason, Nealy, Thomas	UM	Kickoff	Laskey rush, 8 yards	Touchdown	Touchdown	7:36 p.m.	2:58	White	White	White	W, 28-17
Duke	+Mason, Nealy, Thomas	DU	Kickoff	Laskey rush, 9 yards	Field Goal	Punt	12:30 p.m.	3:14	Gold	White*	Gold*	L, 25-31
at UNC	+Mason, Nealy, Thomas	GT	Kickoff	Thomas pass to Hill, 47 yards	Lost fumble	Punt	7:02 p.m.	3:22	White	White	White	L, 43-48
at Pitt	+Mason, Nealy, Thomas	GT	Kickoff	Thomas rush, 33 yards	Touchdown	Fumble	3:33 p.m.	3:20	White	White	Gold	W, 56-28
Virginia	+Mason, Nealy, Thomas	GT	Kickoff	Days rush, 7 yards	Touchdown	Punt	3:32 p.m.	3:08	Gold	White	Gold	W, 35-10
at NC St.	+Mason, Nealy, Thomas	GT	Kickoff	Thomas pass to Smelter, 6 yards	Touchdown	Punt	12:30 p.m.	3:10	Gold	White	Gold	W, 56-23
Clemson	+Mason, Nealy, Thomas	CLEM	Kickoff	Days rush, 0 yards	Fumble	Punt	12:01 p.m.	2:56	White	White	Gold	W, 28-6
at Georgia	+Mason, Nealy, Thomas	GT	Kickoff	Thomas rush, 1 yard	Punt	Touchdown	12:01 p.m.	3:32	Gold	White	White	W, 30-24
Florida St.	+Mason, Nealy, Thomas	GT	Kickoff	Thomas rush, 14 yards	Touchdown	Punt	8:14 p.m.	3:14	White	White	Gold	L, 35-37
Miss. State												

^ Game captains + Permanent captains \* Throwback jerseys

## PLAYERS OF THE WEEK (WINS ONLY)

	OFFENSE	DEFENSE	SPECIAL TEAMS
Wofford	DeAndre Smelter	Shawn Green	Corey Griffin
at Tulane	Charles Perkins	Quayshawn Nealy	Matt Connors
Georgia Southern	Justin Thomas	KeShun Freeman	Ryan Rodwell
at Virginia Tech	Shaquille Mason	P.J. Davis	Chris Milton
Miami	Zach Laskey	Isaiah Johnson	Ryan Rodwell
at Pittsburgh	Broderick Snoddy	Isaiah Johnson	Matt Connors
Virginia	Synjyn Days	KeShun Freeman	Beau Hankins
at NC State	Tony Zenon	D.J. White	Trevor Stroebel
Clemson	DeAndre Smelter	P.J. Davis	Lawrence Austin
at Georgia	Zach Laskey	Isaiah Johnson	Harrison Butker

## ACC PLAYERS OF THE WEEK

	OFFENSE	DEFENSE	SPECIAL TEAMS
Sept. 22 (Virginia Tech win)	Justin Thomas -- Offensive Back (1)	P.J. Davis -- Linebacker (1)	
Oct. 6 (Miami win)	Shaquille Mason -- Offensive Lineman (3)		
Oct. 27 (Pittsburgh win)		Isaiah Johnson -- Defensive Back (2)	
Nov. 3 (Virginia win)		KeShun Freeman -- Defensive Lineman (1)	
Nov. 10 (NC State win)	Synjyn Days -- Offensive Back (1)	Quayshawn Nealy -- Linebacker (3)	
	Shaquille Mason -- Offensive Lineman (4)		
Nov. 17 (Clemson win)	DeAndre Smelter -- Wide Receiver (1)	P.J. Davis -- Linebacker (2)	
Nov. 29 (Georgia win)	Shaquille Mason -- Offensive Line (5)	D.J. White -- Defenisve Back (1)	

Number of career awards in parenthesis



2014 STATISTICS

PARTICIPATION

Table with columns for player names and participation in various categories (GP/GS, WOFF, TUL, GSU, VT, MIAMI, DUKE, UNC, PITT, UVA, NCST, CLEM, UGA, FSU, MSU).

CAREER STARTS

Table with columns for player names and career starts in various categories ('10, '11, '12, '13, '14, TOT, CONS.).

CAREER GAMES

Table with columns for player names and career games in various categories ('10, '11, '12, '13, '14, TOT).

2014 IN REVIEW

# 2014 STATISTICS

## GEORGIA TECH INDIVIDUAL GAME HIGHS

Rushes	29	Zach Laskey vs Miami (Oct 04, 2014)
Yards Rushing	165	Justin Thomas at Virginia Tech (Sep 20, 2014)
TD Rushes	3	Broderick Snoddy at Pittsburgh (Oct 25, 2014)
		Zach Laskey at Georgia (Nov 29, 2014)
		Synjyn Days vs Florida State (Dec 06, 2014)
Long Rush	75	DeAndre Smelter at North Carolina (Oct 18, 2014)
Pass attempts	24	Justin Thomas vs Georgia Southern (Sep 13, 2014)
Pass completions	11	Justin Thomas vs Wofford (Aug 30, 2014)
		Justin Thomas vs Georgia Southern (Sep 13, 2014)
Yards Passing	282	Justin Thomas vs Wofford (Aug 30, 2014)
TD Passes	4	Justin Thomas vs Georgia Southern (Sep 13, 2014)
Long Pass	79	Justin Thomas at Pittsburgh (Oct 25, 2014)
Receptions	5	DeAndre Smelter vs Wofford (Aug 30, 2014)
		DeAndre Smelter at Virginia Tech (Sep 20, 2014)
		Darren Waller vs Duke (Oct 11, 2014)
		DeAndre Smelter vs Clemson (Nov 15, 2014)
		Darren Waller vs Florida State (Dec 06, 2014)
Yards Receiving	132	DeAndre Smelter vs Wofford (Aug 30, 2014)
TD Receptions	2	DeAndre Smelter vs Wofford (Aug 30, 2014)
Long Reception	79	Charles Perkins at Pittsburgh (Oct 25, 2014)
Field Goals	3	Harrison Butker vs Clemson (Nov 15, 2014)
Long Field Goal	53	Harrison Butker at Georgia (Nov 29, 2014)
Punts	5	Ryan Rodwell vs Georgia Southern (Sep 13, 2014)
Punting Avg	46.8	Ryan Rodwell at Virginia Tech (Sep 20, 2014)
Long Punt	55	Ryan Rodwell at Virginia Tech (Sep 20, 2014)
Punts inside 20	4	Ryan Rodwell vs Georgia Southern (Sep 13, 2014)
Long Punt Return	46	Beau Hankins at Tulane (Sep 06, 2014)
Long Kickoff Return	68	Jamal Golden vs Duke (Oct 11, 2014)
Tackles	14	P.J. Davis at North Carolina (Oct 18, 2014)
		Isaiah Johnson at Pittsburgh (Oct 25, 2014)
Sacks	2.0	Adam Gotsis at Pittsburgh (Oct 25, 2014)
Tackles For Loss	3.0	P.J. Davis at Pittsburgh (Oct 25, 2014)
Interceptions	1	17 times

## GEORGIA TECH TEAM GAME HIGHS

Rushes	70	at Georgia (Nov 29, 2014)
Yards Rushing	479	at NC State (Nov 08, 2014)
Yards Per Rush	7.5	at NC State (Nov 08, 2014)
TD Rushes	7	at Pittsburgh (Oct 25, 2014)
Pass attempts	26	vs Duke (Oct 11, 2014)
Pass completions	14	vs Duke (Oct 11, 2014)
Yards Passing	282	vs Wofford (Aug 30, 2014)
Yards Per Pass	17.6	vs Wofford (Aug 30, 2014)
TD Passes	4	vs Georgia Southern (Sep 13, 2014)
Total Plays	86	at Georgia (Nov 29, 2014)
Total Offense	612	at Pittsburgh (Oct 25, 2014)
Yards Per Play	8.9	at North Carolina (Oct 18, 2014)
Points	56	at Pittsburgh (Oct 25, 2014)
		at NC State (Nov 08, 2014)
Sacks By	3	at Tulane (Sep 06, 2014)
		at Pittsburgh (Oct 25, 2014)
First Downs	32	at Georgia (Nov 29, 2014)
Penalties	8	at Virginia Tech (Sep 20, 2014)
		vs Duke (Oct 11, 2014)
		at NC State (Nov 08, 2014)
Penalty Yards	69	vs Miami (Oct 04, 2014)
		vs Duke (Oct 11, 2014)
Turnovers	3	at Tulane (Sep 06, 2014)
		vs Duke (Oct 11, 2014)
Interceptions By	3	at Tulane (Sep 06, 2014)
		at Virginia Tech (Sep 20, 2014)
		vs Clemson (Nov 15, 2014)
Punts	5	vs Georgia Southern (Sep 13, 2014)
Punting Avg	46.8	at Virginia Tech (Sep 20, 2014)
Long Punt	55	at Virginia Tech (Sep 20, 2014)
Punts inside 20	4	vs Georgia Southern (Sep 13, 2014)
Long Punt Return	46	at Tulane (Sep 06, 2014)

## OPPONENT INDIVIDUAL GAME HIGHS

Rushes	31	Cook, D., vs Florida State (Dec 06, 2014)
Yards Rushing	177	Cook, D., vs Florida State (Dec 06, 2014)
TD Rushes	3	Conner, J., at Pittsburgh (Oct 25, 2014)
Long Rush	92	Ray Smith, vs Wofford (Aug 30, 2014)
Pass attempts	47	Williams, M, at North Carolina (Oct 18, 2014)
Pass completions	38	Williams, M, at North Carolina (Oct 18, 2014)
Yards Passing	390	Williams, M, at North Carolina (Oct 18, 2014)
TD Passes	4	Williams, M, at North Carolina (Oct 18, 2014)
Long Pass	68	Ellison, Kevin, vs Georgia Southern (Sep 13, 2014)
		Williams, M, at North Carolina (Oct 18, 2014)
Receptions	9	Switzer, R, at North Carolina (Oct 18, 2014)
		Boyd, T., at Pittsburgh (Oct 25, 2014)
Yards Receiving	137	Boyd, T., at Pittsburgh (Oct 25, 2014)
TD Receptions	2	Switzer, R, at North Carolina (Oct 18, 2014)
		Greene, R., vs Florida State (Dec 06, 2014)
Long Reception	68	Johnson, B.J, vs Georgia Southern (Sep 13, 2014)
		Switzer, R, at North Carolina (Oct 18, 2014)
Field Goals	3	Slye, J, at Virginia Tech (Sep 20, 2014)
		Aguayo, R., vs Florida State (Dec 06, 2014)
Long Field Goal	51	David Marvin, vs Wofford (Oct 25, 2014)
Punts	6	PINION, vs Clemson (Nov 15, 2014)
Punting Avg	44.3	Monday, W, vs Duke (Oct 11, 2014)
		Hibbard, T, at North Carolina (Oct 18, 2014)
Long Punt	61	Monday, W, vs Duke (Oct 11, 2014)
Punts inside 20	2	Hughes, A.J, at Virginia Tech (Sep 20, 2014)
Long Punt Return	11	Butler, Tray, vs Georgia Southern (Sep 13, 2014)
Long Kickoff Return	39	Stacy Coley, vs Miami (Oct 04, 2014)
Tackles	19	Ramik Wilson, at Georgia (Nov 29, 2014)
		Amarlo Herrera, at Georgia (Nov 29, 2014)
Sacks	1.0	10 times
Tackles For Loss	3.0	Moore, M, vs Virginia (Nov 01, 2014)
Interceptions	1	NICKERSON, P., at Tulane (Sep 06, 2014)
		Cash, J, vs Duke (Oct 11, 2014)
		Carmichael, Z, vs Duke (Oct 11, 2014)
		Harris, A, vs Virginia (Nov 01, 2014)
		Brutus, L., vs Florida State (Dec 06, 2014)

## OPPONENT TEAM GAME HIGHS

Rushes	47	vs Wofford (Aug 30, 2014)
		vs Duke (Oct 11, 2014)
Yards Rushing	283	vs Georgia Southern (Sep 13, 2014)
Yards Per Rush	7.4	vs Georgia Southern (Sep 13, 2014)
TD Rushes	4	vs Georgia Southern (Sep 13, 2014)
Pass attempts	47	at North Carolina (Oct 18, 2014)
Pass completions	38	at North Carolina (Oct 18, 2014)
Yards Passing	390	at North Carolina (Oct 18, 2014)
Yards Per Pass	11.1	vs Georgia Southern (Sep 13, 2014)
TD Passes	4	at North Carolina (Oct 18, 2014)
Total Plays	88	at North Carolina (Oct 18, 2014)
Total Offense	579	at North Carolina (Oct 18, 2014)
Yards Per Play	8.8	vs Georgia Southern (Sep 13, 2014)
Points	48	at North Carolina (Oct 18, 2014)
Sacks By	3	vs Clemson (Nov 15, 2014)
First Downs	31	at North Carolina (Oct 18, 2014)
Penalties	12	at Virginia Tech (Sep 20, 2014)
Penalty Yards	79	at Virginia Tech (Sep 20, 2014)
Turnovers	6	at Pittsburgh (Oct 25, 2014)
Interceptions By	2	vs Duke (Oct 11, 2014)
Punts	6	vs Clemson (Nov 15, 2014)
Punting Avg	44.3	vs Duke (Oct 11, 2014)
		at North Carolina (Oct 18, 2014)
Long Punt	61	vs Duke (Oct 11, 2014)
Punts inside 20	2	at Virginia Tech (Sep 20, 2014)
Long Punt Return	11	vs Georgia Southern (Sep 13, 2014)



# PAUL JOHNSON ERA SUPERLATIVES

**Most Points In A Game**  
70, vs. Elon, Aug. 31, 2013

**Fewest Points In A Game**  
3, vs. LSU (Chick-fil-A Bowl), Dec. 31, 2008

**Most Points In A Half**  
52 (1st), vs. Alabama A&M, Nov. 23, 2013

**Fewest Points In A Half**  
0, five times

**Most Points In A Quarter**  
30 (3rd), at North Carolina, Nov. 10, 2012

**Largest Deficit Overcome For A Win**  
16 (12-28), at Georgia, Nov. 29, 2008

**Largest First-Qtr Deficit Overcome For A Win**  
13 (0-13), vs. North Carolina, Sept. 21, 2013

**Largest Halftime Deficit Overcome For A Win**  
16 (12-28), at Georgia, Nov. 29, 2008

**Largest Third-Qtr Deficit Overcome For A Win**  
11 (6-17), at Wake Forest, Oct. 2, 2010

**Biggest Lead Blown In A Loss**  
20 (20-0), vs. Georgia (ot), Nov. 30, 2013

**Biggest First-Quarter Lead Blown In A Loss**  
17 (17-0), vs. Georgia, Nov. 30, 2013

**Biggest Halftime Lead Blown In A Loss**  
13 (30-7), vs. Georgia, Nov. 30, 2013

**Biggest Third-Quarter Lead Blown In A Loss**  
14 (36-22), vs. Miami (ot), Sept. 22, 2012  
14 (24-10), vs. Utah (ot), Dec. 31, 2012

**Largest Lead Before Opponent Scores**  
70-0, vs. Elon, Aug. 31, 2013

**Largest First-Quarter Lead**  
28 (28-0), at Pitt, Oct. 25, 2014  
28 (28-0), vs. Elon, Aug. 31, 2013  
28 (28-0), vs. Western Carolina, Sept. 1, 2011

**Largest Halftime Lead**  
52 (52-0), vs. Alabama A&M, Nov. 23, 2013

**Largest Third-Quarter Lead**  
63 (63-0), vs. Elon, Aug. 31, 2013

**Largest Margin Of Victory**  
70 (70-0), vs. Elon, Aug. 31, 2013

**Largest Margin Of Defeat**  
35 (3-38), vs. LSU (Chick-fil-A Bowl)  
Dec. 31, 2008

**Most Points vs. A Ranked Opponent**  
45, at 13/13 Georgia, Nov. 29, 2008

**Fewest Points vs. An Unranked Opponent**  
3, vs. LSU (Chick-fil-A Bowl), Dec. 31, 2008

**Most Points At Home**  
70, vs. Elon, Aug. 31, 2013

**Fewest Points At Home**  
10, vs. Virginia Tech, Sept. 26, 2013  
10, vs. Miami, Nov. 13, 2010  
10, vs. Gardner-Webb, Oct. 11, 2008

**Most Points In A Road Game**  
68, at North Carolina, Nov. 10, 2012

**Fewest Points In A Road Game**  
7, at Miami, Oct. 22, 2011  
7, at North Carolina, Nov. 8, 2008

**Most Points In A Bowl Game**  
27, vs. Utah (ot), Dec. 31, 2012

**Fewest Points In A Bowl Game**  
3, vs. LSU (Chick-fil-A Bowl), Dec. 31, 2008

**Most Points In An ACC Game**  
68, at North Carolina, Nov. 10, 2012

**Fewest Points In An ACC Game**  
7, at Miami, Oct. 22, 2011  
7, at North Carolina, Nov. 8, 2008

**Most Points In A Loss**  
43 (43-48), at North Carolina, Oct. 18, 2014

**Fewest Points In A Win**  
10, vs. Gardner-Webb, Oct. 11, 2008

**Largest Margin Of Victory In An ACC Game**  
56 (56-0), vs. Syracuse, Oct. 19, 2013

**Largest Margin Of Defeat In An ACC Game**  
25 (10-35), vs. Miami, Nov. 13, 2010

**Most Touchdowns Scored**  
10, vs. Elon, Aug. 31, 2013

**Fewest Touchdowns Scored**  
0, vs. LSU (Chick-fil-A Bowl), Dec. 31, 2008

**Most Touchdowns Scored In A Quarter**  
4, six times

**Most Touchdowns Scored In A Half**  
7 (1st), vs. Alabama A&M, Nov. 23, 2013

**Most Rushing Touchdowns Scored**  
8, vs. Alabama A&M, Nov. 23, 2013

**Most Passing Touchdowns Scored**  
4, at Duke, Sept. 14, 2013  
4, vs. Georgia Southern, Sept. 13, 2014

**Most Field Goals Made**  
4, vs. Clemson (ACCGG), Dec. 5, 2009

**Most Field Goals Attempted**  
5, vs. Utah (ot), Dec. 31, 2012

**Two-Point Conversions Attempted**  
3 (converted 2), at Georgia, Nov. 29, 2008

**Safeties Scored**  
1, at Boston College, Sept. 6, 2008

**Safeties Allowed**  
1, four times

**Punt Returns For A Touchdown**  
1 (85), vs. Clemson, Sept. 10, 2009  
1 (68), vs. Jacksonville State, Sept. 5, 2009

**Fumble Returns For A Touchdown**  
1 (43), at NC State, Nov. 8, 2014  
1 (18), vs. Alabama A&M, Nov. 23, 2013  
1 (40), at Mississippi State, Oct. 3, 2009

**Most First Downs**  
32, at Georgia, Nov. 27, 2010

**Fewest First Downs**  
9, vs. Iowa (FedEx Orange Bowl), Jan. 5, 2010  
9, vs. Gardner-Webb, Oct. 11, 2008

**Biggest First-Down Margin**  
16 (26-10), vs. Syracuse, Oct. 19, 2013  
16 (24-8), vs. North Carolina, Sept. 26, 2009

**Most Yards Of Total Offense**  
768, vs. Kansas, Sept. 17, 2011

**Fewest Yards Of Total Offense**  
155, vs. Iowa (Orange Bowl), Jan. 5, 2010

**Most Yards Of Total Offense In A Half**  
431 (2nd), vs. Kansas, Sept. 17, 2011

**Fewest Yards Of Total Offense In A Half**  
29 (2nd), vs. Gardner-Webb, Oct. 11, 2008

**Most Plays**  
92, at Georgia, Nov. 27, 2010

**Fewest Plays**  
47, vs. BYU, Oct. 27, 2012

**Highest Average Per Play**  
13.5 (768/50), vs. Kansas, Sept. 17, 2011

**Lowest Average Per Play**  
3.1, vs. Iowa (Orange Bowl), Jan. 5, 2010

**Most Yards Rushing**  
604, vs. Kansas, Sept. 17, 2011

**Fewest Yards Rushing**  
79, vs. Gardner-Webb, Oct. 11, 2008

**Most Rushing Attempts**  
77, at Georgia, Nov. 27, 2010

**Fewest Rushing Attempts**  
35, vs. BYU, Oct. 27, 2012

**Highest Average Per Rush**  
12.1 (604/50), vs. Kansas, Sept. 17, 2011

**Lowest Average Per Rush**  
1.7, vs. Gardner-Webb, Oct. 11, 2008

**Most Pass Completions**  
18, vs. Middle Tenn. State, Sept. 29, 2012

**Fewest Pass Completions**  
1, vs. Virginia Tech, Oct. 17, 2009  
1, at Georgia, Nov. 29, 2008

**Most Pass Attempts**  
26, at Clemson, Nov. 14, 2013  
26, vs. Middle Tenn. State, Sept. 29, 2012

**Fewest Pass Attempts**  
4, at Maryland, Nov. 3, 2012  
4, at North Carolina, Sept. 18, 2010

**Most Passes Intercepted**  
2, 10 times

**Most Yards Passing**  
365, vs. Western Carolina, Sept. 1, 2011

**Fewest Yards Passing**  
12, vs. South Carolina State, Sept. 4, 2010  
12, vs. Iowa (Orange Bowl), Jan. 5, 2010

**Highest Pass Completion Percentage**  
.875 (7-8), at NC State, Nov. 8, 2014

**Lowest Pass Completion Percentage**  
.143 (1-7), vs. Virginia Tech, Oct. 17, 2009

**Highest Average Per Attempt**  
23.4, vs. Kansas, Sept. 17, 2011

**Lowest Average Per Attempt**  
1.3, vs. Iowa (Orange Bowl), Jan. 5, 2010

**Highest Average Per Completion**  
51.0 (1), vs. Virginia Tech, Oct. 17, 2009

**Lowest Average Per Completion**  
6.0, vs. South Carolina State, Sept. 4, 2010  
6.0, vs. Iowa (Orange Bowl), Jan. 5, 2010

**Most Fumbles**  
6, vs. Western Carolina, Sept. 1, 2011

**Most Fumbles Lost**  
3, eight times

**Most Turnovers**  
5, at Virginia, Oct. 26, 2013

**Fewest Turnovers**  
0, 14 times

**Most Total Plays Without A Turnover**  
91, vs. Boston College, Oct. 20, 2012

**Most Penalties**  
10, at BYU, Oct. 12, 2013

**Fewest Penalties**  
0, vs. Syracuse, Oct. 19, 2013

**Most Penalty Yards**  
97, at Virginia, Oct. 26, 2013

**Fewest Penalty Yards**  
0, vs. Syracuse, Oct. 19, 2013

**Most Punts**  
7, five times

**Fewest Punts**  
0, four times

**Highest Average Punting Yards (Min. 2 Att.)**  
52.5 (2), at Duke, Sept. 14, 2013

**Lowest Average Punting Yards (Min. 2 Att.)**  
24.5 (2), vs. Alabama A&M, Nov. 23, 2013

**Most Punt Returns**  
6, vs. Syracuse, Oct. 19, 2013  
6, vs. Gardner-Webb, Oct. 11, 2008

**Most Punt Return Yards**  
87 (3), vs. Jacksonville State, Sept. 5, 2009

**Highest Avg. Punt Return Yards (Min. 2 returns)**  
42.0 (2), vs. Miami (ot), Sept. 22, 2012

**Lowest Avg. Punt Return Yds (Min. 2 Returns)**  
-4.0 (2), vs. Air Force (Indep. Bowl), Dec. 27, 2010

**Most Kickoff Returns**  
9, at Clemson, Nov. 14, 2013

**Fewest Kickoff Returns**  
0, three times

**Most Kickoff Return Yards**  
230 (7), at North Carolina, Nov. 10, 2012

**Fewest Kickoff Return Yards**  
0 (0), three times

**Highest Kickoff Return Average (Min. 2 Att.)**  
46.3, at Duke, Nov. 14, 2009

**Lowest Kickoff Return Average**  
3.5 (2), vs. Jacksonville State, Aug. 28, 2008

**Most Interceptions (by Georgia Tech)**  
4, vs. Middle Tennessee State, Oct. 16, 2010  
4, at Clemson, Oct. 18, 2008

**Most Interception Return Yards**  
173 (3), vs. Elon, Aug. 31, 2013

**Most Third-Down Conversions**  
13 (of 20), three times

**Highest Pct. Of Third-Down Conversions**  
.889 (8-9), vs. Elon, Aug. 31, 2013

**Fewest Third-Down Conversions**  
0 (of 10), vs. BYU, Oct. 27, 2012

**Lowest Pct. Of Third-Down Conversions**  
.000 (0 of 10), vs. BYU, Oct. 27, 2012

**Most Third-Down Attempts**  
20, four times

**Most Fourth-Down Conversions**  
4, three times

**Most Fourth-Down Conversion Attempts**  
7 (3), at Georgia, Nov. 24, 2012

**Most Time Of Possession**  
43:45, vs. Boston College, Oct. 20, 2012

**Lowest Time Of Possession**  
21:01, vs. BYU, Oct. 27, 2012

**Most Tackles For Loss (by Georgia Tech)**  
14, vs. Gardner-Webb, Oct. 11, 2008

**Most Passes Broken-Up (by Georgia Tech)**  
8, vs. USC (Sun Bowl), Dec. 31, 2012

**Most Sacks (by Georgia Tech)**  
7, vs. North Carolina, Sept. 24, 2011

**Most Sack Yards (by Georgia Tech)**  
49 (6), vs. Gardner-Webb, Oct. 11, 2008

**Most Players To Score A Touchdown**  
9, vs. Elon, Aug. 31, 2013

**Most Players To Rush For A Touchdown**  
6, four times

**Most Players To Catch A Touchdown Pass**  
4, vs. Georgia Southern, Sept. 13, 2014

**Longest Scoring Drive (Plays)**  
20, at Miami, Oct. 22, 2011  
20 (fg), at North Carolina, Sept. 18, 2010

**Longest Scoring Drive (Time)**  
10:47, at Virginia, Oct. 24, 2009

**Longest Scoring Drive (Yards)**  
99, vs. Elon, Aug. 31, 2013

**Shortest Scoring Drive (Plays)**  
1, 29 times

**Shortest Scoring Drive (Time)**  
0:03, at Duke, Nov. 14, 2009

**Shortest Scoring Drive (Yards)**  
1 (td), at Tulane, Sept. 6, 2014  
1 (td), vs. USC (Sun Bowl), Dec. 31, 2012  
1 (fg), at NC State, Oct. 1, 2011

# THE LAST TIME...

## THE LAST TIME (TEAM)

	GEORGIA TECH	OPPONENT
Scored 50 Points	Nov. 8, 2014 at NC State (56)	Nov. 14, 2013 at Clemson (55)
Scored 50 Points in an ACC Game	Nov. 8, 2014 at NC State (56)	Nov. 14, 2013 at Clemson (55)
Scored 0 Points	Oct. 18, 1997 at Florida State	Oct. 19, 2013 by Syracuse (0-56)
Overcame a 4th-Quarter Deficit to Win	Nov. 29, 2014 at Georgia (30-24, ot)	Nov. 30, 2013 by Georgia (27-17)
Scored 7 Touchdowns	Nov. 8, 2014 at NC State (8)	Oct. 18, 2014 at North Carolina (7)
Scored 0 Touchdowns	Dec. 31, 2008 vs. LSU (Chick-fil-A Bowl)	Nov. 15, 2014 vs. Clemson (6-28)
Interception Return for Touchdown	Nov. 15, 2014 vs. Clemson Jamal Golden (85 yards) (Cole Stoudt pass) Chris Milton (62 yards) (Cole Stoudt pass)	Oct. 12, 2013 by BYU Alani Fua (51 yards) (Wad Lee pass)
Fumble Return for Touchdown	Nov. 8, 2014 at NC State Quayshawn Nealy (43 yards) (Jacoby Brissett fumble)	Nov. 29, 2014 at Georgia Damian Swann (99 yards) (Justin Thomas fumble)
Punt Return for Touchdown	Sept. 10, 2009 vs. Clemson Jerrard Tarrant (85 yards)	Sept. 25, 2010 by NC State Williams blocked punt return
Blocked Punt Return for Touchdown	Sept. 27, 1997 vs. Clemson Block by Ajenavi Eziemefe, Djay Jones recovered for TD	Sept. 25, 2010 by NC State Asa Watson blocked and recovered for a touchdown
Kickoff Return for Touchdown	Nov. 10, 2012 at North Carolina Jamal Golden (100 yards)	Nov. 4, 2010 by Virginia Tech David Wilson (90 yards)
2 Non-Offensive Touchdowns	Nov. 15, 2014 vs. Clemson (two INT returns)	Nov. 4, 2006 by NC State (INT return, KO return)
4 Field Goals Made	Dec. 5, 2009 vs. Clemson (4) (ACC Championship)	Nov. 17, 2007 by North Carolina (4)
3 Field Goals Missed	Dec. 1 vs. Florida State (3) (ACC Championship)	Sept. 29, 2007 by Clemson (4)
5 Field Goals Attempted	Dec. 31, 2011 vs. Utah (5) (Hyundai Sun Bowl)	Nov. 17, 2007 by North Carolina (5)
50-yard Field Goal Made	Nov. 29, 2014 at Georgia (Harrison Butker, 53 yards)	Aug. 30, 2014 by Wofford (51 yards)
Missed PAT	Nov. 29, 2014 at Georgia (Harrison Butker, blocked)	Nov. 8, 2014 at NC State (Niklas Sade)
Made 2-Point Conversion	Sept. 22, 2012 vs. Miami (Robert Godhigh pass)	Sept. 20, 2014 by Virginia Tech (Bucky Hodges pass)
Failed 2-Point Conversion	Nov. 15, 2014 vs. Clemson (rush failed)	Oct. 18, 2014 at North Carolina (rush failed)
Defensive Extra Point Scored	Oct. 28, 1989 at Duke Ken Swilling 99-yard INT return (Steve Prince pass)	None recorded
Recorded a Safety	Sept. 6, 2008 at Boston College Yance Walker tackled Chris Crane in end zone	Dec. 30, 2013 by Ole Miss Ray Beno recovered fumble in end zone
Blocked a Field Goal	Nov. 29, 2014 at Georgia Adam Gotsis blocked Marshall Morgan attempt	Nov. 29, 2014 at Georgia Ray Drew blocked Harrison Butker attempt
Blocked a PAT	Nov. 8, 2014 at NC State (Adam Gotsis blocked Niklas Sade)	Nov. 29, 2014 at Georgia (Ray Drew blocked Harrison Butker)
Blocked a Punt	Nov. 1, 2014 vs. Virginia (KeShun Freeman blocked Alec Vozenilek)	Oct. 27, 2012 vs. BYU (Kyle Van Noy blocked Ryan Rodwell)
Blocked 2 Kicks/Punts	Dec. 30 vs. Ole Miss (1 FG; 1 PAT)	Nov. 4, 1989 by Western Carolina (2 FGAs)
500 Yards Total Offense	Nov. 8, 2014 at NC State (549)	Oct. 25, 2014 at Pitt (526)
600 Yards Total Offense	Oct. 25, 2014 at Pitt (612)	Oct. 6, 2012 by Clemson (601)
Less than 200 Yards Total Offense	Oct. 27, 2012 vs. BYU (157)	Nov. 15, 2014 by Clemson (190)
Less than 100 Yards Total Offense	Nov. 18, 1961 at Alabama (96)	Oct. 9, 2004 by Maryland (82)
300 Yards Rushing	Dec. 6, 2014 vs. Florida State (ACCCG) (331)	Nov. 28, 2009 by Georgia (339)
400 Yards Rushing	Nov. 8, 2014 at NC State (479)	N/A
300 Yards Passing	Sept. 1, 2011 vs. Western Carolina (365)	Dec. 6, 2014 by Florida State (309)
400 Yards Passing	Nov. 10, 2001 at Virginia (486)	Sept. 22, 2012 by Miami (436)
Won an Overtime Game	Nov. 29, 2014 at Georgia (10T) (30-24)	Nov. 30, 2013 by Georgia (20T) (41-34)
Game Won on Final Play	Sept. 20, 2014 at Virginia Tech (Harrison Butker 24-yard FG)	Sept. 22, 2012 by Miami (OT) (Mike James 25-yard run)

## THE LAST TIME (INDIVIDUAL)

	GEORGIA TECH	OPPONENT
30 Rushing Attempts	Oct. 8, 2011 vs. Maryland, Tevin Washington (32)	Dec. 6, 2014 by Florida State (ACCCG), Dalvin Cook (31)
150 Yards Rushing	Nov. 8, 2014 at NC State, Synjin Days (157)	Dec. 6, 2014 by Florida State (ACCCG), Dalvin Cook (177)
200 Yards Rushing	Nov. 29, 2008 at Georgia, Roddy Jones (214)	Sept. 29, 2012 by Middle Tennessee State, Benny Cunningham (217)
50 Pass Attempts	Oct. 6, 2005 vs. NC State, Reggie Ball (53)	Oct. 26, 2013 at Virginia, David Watford (61)
40 Pass Attempts	Sept. 22, 2007 at Virginia, Taylor Bennett (40)	Oct. 18, 2014 at North Carolina, Marquise Williams (47)
25 Pass Completions	Nov. 8, 2003 vs. Duke, Reggie Ball (27)	Oct. 18, 2014 at North Carolina, Marquise Williams (38)
Threw 3 Interceptions	Nov. 1, 2007 vs. Virginia Tech, Taylor Bennett (4)	Nov. 15, 2014 by Clemson, Cole Stoudt (3)
400 Yards Passing	Nov. 10, 2001 at Virginia, George Godsey (486)	Sept. 22, 2012 by Miami, Stephen Morris (436)
300 Yards Passing	Oct. 6, 2007 vs. Maryland, Taylor Bennett (309)	Dec. 6, 2014 by Florida State (ACCCG), Jameis Winston (309)
Rushed and Passed for 100 Yards	Dec. 6, 2014 vs. Florida State (ACCCG), Justin Thomas (104/134)	Sept. 13, 2014 by Georgia Southern, Kevin Ellison (107/164)
Rushed and Received for 100 Yards	Nov. 14, 2013 by Clemson, Robert Godhigh (126/103)	Oct. 30, 1997 by North Carolina, J. Linton (138/137)
400 Yards Total Offense	Nov. 10, 2001 vs. Virginia, George Godsey (477)	Oct. 18, 2014 at North Carolina, Marquise Williams (463)
300 Yards Total Offense	Sept. 13, 2014 vs. Georgia Southern, Justin Thomas (325)	Dec. 6, 2014 by Florida State (ACCCG), Jameis Winston (314)
10 Receptions	Oct. 7, 2006 vs. Maryland, Calvin Johnson (10)	Nov. 2, 2013 vs. Pittsburgh, Tyler Boyd (11)
200 Yards Receiving	Oct. 4, 2008 vs. Duke, Demarius Thomas (230)	Dec. 29, 2005 by Utah, Travis Latendresse (214)
100 Yards Receiving	Nov. 1, 2014 vs. Virginia, DeAndre Smelter (107)	Dec. 6, 2014 by Florida State (ACCCG), Rashaad Greene (123)
4 Touchdowns	Sept. 29, 2012 vs. Middle Tennessee State, Tevin Washington (4)	Nov. 30, 2013 by Georgia, Todd Gurley (4)
3 Touchdowns Rushing	Dec. 6, 2014 vs. Florida State (ACCCG), Synjin Days (3)	Oct. 25, 2014 at Pitt, James Conner (3)
3 Touchdowns Receiving	Sept. 11, 2004 vs. Clemson, Calvin Johnson (3)	Nov. 29, 2008 by Georgia, Mohamed Massaquoi (3)
4 Touchdowns Passing	Sept. 13, 2014 vs. Georgia Southern, Justin Thomas (4)	Oct. 18, 2014 at North Carolina, Marquise Williams (4)
Rushing and Receiving Touchdowns	Nov. 1, 2014 vs. Virginia, Synjin Days (1/1)	Nov. 30, 2013 by Georgia, Todd Gurley (3/1)
Rushing and Passing Touchdowns	Nov. 8, 2014 at NC State, Tim Byerly (2/1)	Nov. 8, 2014 at NC State, Jacoby Brissett (1/1)
Passing and Receiving Touchdowns	Nov. 17, 2007 vs. North Carolina, Taylor Bennett	Nov. 10, 1984 by North Carolina, Kevin Anthony (2/1)
4 Field Goals	Dec. 5, 2009 vs. Clemson, Scott Blair (4-4)	Nov. 17, 2007 by North Carolina, Connor Barth (4-5)
3 Field Goals	Nov. 15, 2014 vs. Clemson, Harrison Butker (3-of-4)	Dec. 6, 2014 by Florida State (ACCCG), Roberto Aguayo (3-for-3)
5 Field Goal Attempts	Sept. 1, 2007 vs. Notre Dame, Travis Bell (5)	Nov. 17, 2007 by North Carolina, Connor Barth (5)
Made a 50-yard Field Goal	Nov. 29, 2014 at Georgia, Harrison Butker (53)	Aug. 30, 2014 by Wofford, David Marvin (51)
10 Punts	Sept. 15, 2007 vs. Boston College, Durant Brooks (10)	N/A
70-yard Punt	Nov. 17, 2007 vs. North Carolina, Durant Brooks (77)	Oct. 15, 1994 by Virginia, Brice (78)
60-yard Punt	Sept. 14, 2013 at Duke, Sean Poole (66)	Dec. 30, 2013 by Ole Miss, Tyler Campbell (68)
100 Punt Return Yards	Aug. 31, 2002 vs. Vanderbilt, Kelley Rhino (5-110)	N/A
70-yard Punt Return	Sept. 10, 2009 vs. Clemson, Jerrard Tarrant (85 TD)	Sept. 14, 2002 by Clemson, Derrick Hamilton (79)
90-yard Kickoff Return	Nov. 10, 2012 at North Carolina, Jamal Golden (100 TD)	Nov. 4, 2010 by Virginia Tech, David Wilson (90)
70-yard Interception Return	Nov. 15, 2014 vs. Clemson, Jamal Golden (85)	Nov. 9, 2002 by Florida State, S. Samuels (82 TD)
15 Tackles	Dec. 30, 2013 vs. Ole Miss, Jemea Thomas (15)	Nov. 29, 2014 at Georgia, Amario Herrera (19), Ramik Wilson (19)
3.0 Sacks	Nov. 30, 2013 vs. Georgia, Jeremiah Chittochu (4.0)	Sept. 22, 2012 by Miami, Anthony Chickillo (3.0)
2 Interceptions	Oct. 29, 2011 vs. Clemson, Jemea Thomas (2)	Sept. 10, 2009 by Clemson, DeAndre McDaniel (2)
2 Fumble Recoveries	Oct. 25, 2014 at Pitt, Quayshawn Nealy (2)	N/A
2 Forced Fumbles	Oct. 25, 2014 at Pitt, P.J. Davis (2)	Sept. 21, 2013 by North Carolina, Norkeithus Otis (2)

## THE LAST TIME (TWO PLAYERS)

	GEORGIA TECH	OPPONENT
2 100-yard Rushers	Oct. 26, 2016 at Virginia, Laskey (133), Godhigh (111), Sims (107)	Sept. 13, 2014 by Georgia Southern, Breida (111) and Ellison (107)
2 100-yard Receivers	Sept. 10, 2005 vs. N. Carolina, Bilbo (131), C. Johnson (114)	Nov. 14, 2013 by Clemson, Martavis Bryant (176) & Sammy Watkins (104)
100-yard Rusher/100-yard Receiver	Nov. 14, 2013 by Clemson, Robert Godhigh (126), R. Godhigh (103)	Oct. 5, 2013 by Miami, Duke Johnson (184) and Allen Hurns (108)
250 Combined Yards Rushing	Sept. 17, 2011 vs. Kansas, Orwin Smith (157), Embry Peoples (110)	Nov. 28, 2009 by Georgia, Ealey and King (349)
250 Combined Yards Receiving	Jan. 1, 2007 vs. W. Virginia, C. Johnson and J. Johnson (254)	Nov. 14, 2013 by Clemson, Martavis Bryant and Sammy Watkins (280)
20 Combined Receptions	Nov. 10, 2001 at Virginia, Glover and Watkins (21)	Oct. 26, 2013 at Virginia, Darius Jennings and Tim Smith (23)

2014 IN REVIEW





# GAME 1 • WOFFORD

	<b>WOFFORD</b>	<b>19</b>
	0-1	
	<b>GEORGIA TECH</b>	<b>38</b>
	1-0	

Game 1 • August 30, 2014 • Atlanta, Ga. • Bobby Dodd Stadium

ATLANTA (AP) – Quarterback Justin Thomas gave himself a mixed review in his first start for Georgia Tech.

Thomas had 353 yards of total offense and DeAndre Smelter caught two third-quarter touchdown passes in Georgia Tech’s 38-19 victory over Wofford.

Thomas went 11 of 15 for 282 yards and completed his last eight passes for 250 yards to help the Yellow Jackets hold off the pesky Terriers.

Coach Paul Johnson wasn’t surprised that Wofford, of the FCS Southern Conference, was a tough draw after watching film of the Terriers giving South Carolina and Clemson fits in recent years before losing.

Johnson called more pass plays than usual as his spread option attack finished with 226 yards on the ground and a surprising 282 through the air.

Zach Laskey’s 11-yard touchdown run midway through the fourth quarter gave the Jackets a 31-19 lead, and the defense forced a three-out after giving up a 16-play, 75-yard drive on Wofford’s previous possession.

That drive took over 9 minutes and ended with Octavius Harden’s 4-yard touchdown run, cutting the lead to 24-19. But Broderick Snoddy followed with a 65-yard pass reception from Thomas that set up Laskey’s score.

Thomas led Georgia Tech with 71 yards on 13 carries. Laskey had 15 carries for 70 yards.

Smelter, who caught five passes for 132 yards, beat cornerback Bernard Williams on both of his touchdown catches.

His first, a slant route from the right side, covered 19 yards to put Georgia Tech up 24-12. His second, going from right to left, went for 71 yards as Smelter kept his feet moving and used his size to maneuver past Williams, who fell backward and lost his helmet near the sideline at the 40.

Georgia Tech played a dysfunctional first half, giving up a 92-yard touchdown, missing a 31-yard field goal attempt and getting too many overthrown passes from Thomas.

Wofford was trying to run out the first-half clock when Ray Smith ran up the middle untouched for a 92-yard score. Smith was sprung free near the line of scrimmage on a botched defensive call that brought safety Isaiah Johnson up alongside the linebackers and left no deep help.

The 92-yard run equaled the total yards on Wofford’s first 25 plays.

With linebacker Quayshawn Nealy blocked out to his left and nose tackle Shawn Green out to his right, Smith easily outran free safety Demond Smith for the long score.

Georgia Tech was fortunate when Green blocked the ensuing extra point attempt to keep the Wofford lead at 9-7. Harrison Butker atoned for pushing an earlier field goal attempt far right by connecting on a 30-yarder that put Georgia Tech up 10-9 at intermission.

Tech’s first play was a screen pass completion to Smelter for 21 yards, and Thomas converted a third-and-5 with a 16-yard run to the Wofford 22. Two plays later, Laskey ran through the left side of the line for a 4-yard touchdown to make it 7-0.

## POSTGAME NOTES

- It was only the second meeting in the series. Georgia Tech is 2-0 against Wofford while Paul Johnson is 5-0 all-time against Wofford. All five of Johnson’s previous meetings with Wofford were while he was at Georgia Southern.
- Georgia Tech is 5-2 in games played in August and 4-0 at home.
- Georgia Tech has won eight straight home openers and is 7-0 in home openers under Paul Johnson.
- Georgia Tech has won 24 games against FCS schools (28-game unbeaten streak) and is 24-0-1 in season openers against FCS schools.
- The first play of the 2014 season was a 21-yard pass from Justin Thomas to DeAndre Smelter. It was the fifth time in the past 15 seasons that the Jackets ran a pass play on their first play of the season.
- The 92-yard touchdown run by Wofford’s Ray Smith is the longest rushing attempt for an opponent in Georgia Tech’s history. Previously, the longest rushing attempt allowed was 83 yards by Joel Arrington of Duke on Oct. 31, 1959.
- QB Justin Thomas made his first career start against Wofford. Prior to the start of the season, Georgia Tech was one of 11 FBS teams that returned no career starts at QB.
- WR DeAndre Smelter’s 132 reception yards are a career-best and marked his career-first 100-yard receiving game.
- DE Rod Rook-Chungong made his first-career start in his first career game after missing last season due to injury. Rook-Chungong tallied five tackles.

## SCORING SUMMARY

SCORING	1	2	3	4	OT	F
Wofford	3	6	3	7	-	19
Georgia Tech	7	3	14	14	-	38

1st	8:16	GT	Zach Laskey 4 run (Harrison Butker kick)
	2:16	WOF	David Marvin 39 FG
2nd	0:51	WOF	Ray Smith 92 run (David Marvin kick blocked)
	0:00	GT	Harrison Butker 30 FG
3rd	9:10	GT	DeAndre Smelter 19 pass from Justin Thomas (Harrison Butker kick)
	4:27	WOF	David Marvin 51 FG
	4:02	GT	DeAndre Smelter 71 pass from Justin Thomas (Harrison Butker kick)
4th	9:49	WOF	Octavius Harden 4 run (David Marvin kick)
	8:34	GT	Zach Laskey 11 run (Harrison Butker kick)
	1:34	GT	Synjyn Days 4 run (Harrison Butker kick)

## STATISTICS

TEAM STATS	WOF	GT
FIRST DOWNS	16	21
RUSHES-YARDS (NET)	47-271	43-226
PASSING YDS (NET)	55	282
Passes Comp-Att-Int	7-13-0	11-16-0
TOTAL OFFENSE PLAYS-YARDS	60-326	59-508
Fumble Returns-Yards	0-0	0-0
Punt Returns-Yards	1-3	2-24
Kickoff Returns-Yards	1-34	5-140
Interception Returns-Yards	0-0	0-0
Punts (Number-Avg)	4-43.5	2-42.5
Fumbles-Lost	1-0	1-0
Penalties-Yards	5-46	5-50
Possession Time	31:26	28:34
Third-Down Conversions	5 of 13	5 of 10
Fourth-Down Conversions	1 of 2	2 of 2
Red-Zone Scores-Chances	1-1	5-6

## INDIVIDUAL STATISTICS

**RUSHING:** WOF – Smith 4-108, Jacks 13-89, Martin 7-18, Gay 3-18, Long 6-15, Colvin 6-12, Harden 5-8, Weimer 3-3.  
 GT – Thomas 13-71, Laskey 15-70, Days 5-23, Perkins 3-17, Bostic 3-17, Zenon 1-14, Snoddy 1-9, Connors 1-4, TEAM 1(-1).

**PASSING:** WOF – Jacks 5-9-0-26, Weimer 2-4-0-29. GT – Thomas 11-15-0-282.

**RECEIVING:** WOF – Irwin 3-18, Francis 2-10, Smith 1-24, Muller 1-3. GT – Smelter 5-132, Zenon 3-70, Summers 2-15, Snoddy 1-65.

**INTERCEPTIONS:** WOF – None. GT – None.

**FUMBLES:** WOF – Long 1-0. GT – Golden 1-0.

**SACKS (UA-A):** WOF – None. GT – None.

**TACKLES:** WOF – Armfield 5, Dolinak 4, B. Williams 4, Odum 4, T. Thomas 4, T. Morris 4, Michaelson 4, Green 4.  
 GT – Nealy 6, D. Smith 6, Davis 5, Rook-Chungong 5, Green 4, Gamble 4, Freeman 4.

2014 IN REVIEW

## GAME 2 • TULANE

	<b>GEORGIA TECH</b>	<b>38</b>
	2-0	
	<b>TULANE</b>	<b>21</b>
	0-2	

Game 2 • September 6, 2014 • New Orleans, La. • Yulman Stadium

**NEW ORLEANS (AP)** – Tony Zenon and Tim Byerly each rushed for two touchdowns to lead Georgia Tech to a 38-21 victory over Tulane.

Zenon had a 19-yard touchdown run in the second quarter -- the first of 24 consecutive points by the Yellow Jackets -- and a 2-yard scoring run in the third quarter.

Byerly, the Yellow Jackets' short-yardage quarterback, had 1-yard touchdown runs in the first and fourth quarters.

The other Georgia Tech touchdown came on a 10-yard interception return by linebacker Quayshawn Nealy in the second quarter.

Georgia Tech rushed for 342 yards and converted on 10 of 12 third downs.

Miscues by Tulane set up four of Tech's five touchdowns -- three interceptions of Tulane redshirt freshman quarterback Tanner Lee and a blocked punt in the fourth quarter.

A sellout crowd of 30,000 witnessed the first game in Tulane's Yulman Stadium. It was the first on-campus home game for Tulane since 1974, a year before the Superdome opened.

The Tulane fans had plenty to cheer early. On the first play from scrimmage, Tulane linebacker Eric Thomas sacked Georgia Tech quarterback Justin Thomas and forced a fumble, which defensive end Royce LaFrance scooped and return to the 8-yard line.

Three plays later, Lee found Justyn Shackleford for a 12-yard touchdown to give the Green Wave a 7-0 lead with just 88 seconds elapsed.

Tech responded with a 10-play, 75-yard drive, using all of the ground elements of its triple-option attack. Byerly came in for the first time on third-and-goal and covered the final yard to tie the game at 7-7.

The Green Wave regained the lead on the next possession with a 75-yard drive of its own, capped by a 24-yard end around by freshman wide receiver Teddy Veal.

The Jackets got even again when Nealy stepped in front of a Lee pass and returned it for a touchdown to make it 14-14 with 11:10 left in the second quarter.

Lee and the Green Wave offense answered quickly with a deep slant to Xavier Rush, who outran the Georgia Tech secondary for a 61-yard touchdown to give Tulane a 21-14 lead with 9:38 left in the half.

Georgia Tech's second interception of Lee -- by Demond Smith -- set up another tying touchdown. Zenon raced around left end for a 19-yard score with 2:51 left in the half to make it a 21-21 game.

Tech took its first lead of the day, 24-21, on a 46-yard field goal by Harrison Butker as time expired in the half, moments after a failed fourth-down try by Tulane.

Tulane got the ball to start the third quarter, but Lee's third interception -- this time by Lawrence Austin -- set up a 76-yard, 12-play drive by the Jackets that took 6:42 off the clock, capped by Zenon's second score.

A blocked punt by Matt Connors and a 46-yard return by Kyle Travis set up the Jackets at the Tulane 1. Three plays later, Byerly scored for the second time to give Tech its final score.

### POSTGAME NOTES

- It was the inaugural game at Tulane's Yulman Stadium.
- Another stadium note: the game featured the team from the nation's oldest FBS stadium (Georgia Tech's Grant Field) vs. the nation's newest FBS stadium (Tulane's Yulman Stadium).
- Georgia Tech leads the all-time series 36-13.
- It was the first meeting between the charter SEC members since 1982. Georgia Tech is now 21-9 all-time in New Orleans and 17-7 in games played on Tulane's campus.
- **Quayshawn Nealy's** pick-6 in the second quarter marks the first time the Yellow Jackets returned an interception for a touchdown since **Chris Milton** returned an interception 54 yards for a score against Elon on Aug. 31, 2013.
- Nealy's touchdown was Georgia Tech's first defensive touchdown since Nealy's 18-yard fumble return vs. Alabama A&M on Nov. 23, 2013
- Georgia Tech blocked its first punt since **Chris Milton** blocked a punt against Syracuse on Oct. 19, 2013.
- Nealy grabbed his seventh career interception against Tulane and ran in his third pick-six of his career.
- During his return to his hometown, **Tony Zenon** recorded a career-long 41-yard run and had a career-high rushing game with 62 yards. Zenon also doubled career rushing by scoring two touchdowns against Tulane.
- Both **Demond Smith** and **Lawrence Austin** each recorded their first career-first interceptions.

### SCORING SUMMARY

SCORING		1	2	3	4	OT	F
Georgia Tech		7	17	7	7	-	38
Tulane		14	7	0	0	-	21

1st	13:32	TUL	J. Shackleford 12 pass from Tanner Lee (Andrew DiRocco kick)
	7:29	GT	Tim Byerly 1 run (Harrison Butker kick)
	2:27	TUL	Teddy Veal 24 run (Andrew DiRocco kick)
2nd	11:10	GT	Quayshawn Nealy 10 interception return (Harrison Butker kick)
	9:38	TUL	Zavier Rush 61 pass from Tanner Lee (Andrew DiRocco kick)
	2:51	GT	Tony Zenon 19 run (Harrison Butker kick)
	0:00	GT	Harrison Butker 46 FG
3rd	4:14	GT	Tony Zenon 2 run (Harrison Butker kick)
4th	9:05	GT	Tim Byerly 1 run (Harrison Butker kick)

### STATISTICS

TEAM STATS	GT	TUL
FIRST DOWNS	24	17
RUSHES-YARDS (NET)	57-344	25-96
PASSING YDS (NET)	15	231
Passes Comp-Att-Int	3-8-1	17-35-3
TOTAL OFFENSE PLAYS-YARDS	65-359	60-327
Fumble Returns-Yards	0-0	1-10
Punt Returns-Yards	1-52	0-0
Kickoff Returns-Yards	3-69	1-28
Interception Returns-Yards	3-10	1-0
Punts (Number-Avg)	1-35.0	2-13.5
Fumbles-Lost	3-2	0-0
Penalties-Yards	4-35	10-69
Possession Time	32:55	27:05
Third-Down Conversions	10 of 12	5 of 11
Fourth-Down Conversions	0 of 0	0 of 2
Red-Zone Scores-Chances	4-6	1-2

### INDIVIDUAL STATISTICS

**RUSHING:** GT – Laskey 12-86, Thomas 10-70, Zenon 8-62, Hill 6-43, Perkins 4-33, Byerly 10-21, Bostic 4-13, Snoddy 2-13, Days 1-3. TUL – Thompson 8-29, Hilliard 8-25, Veal 1-24, Badie 3-15, James 1-9, Powell 1-7, Lee 3-1-13.

**PASSING:** GT – Thomas 3-8-1-15. TUL – Lee 13-24-3-173, Powell 4-11-0-58.

**RECEIVING:** GT – Hill 1-11, Perkins 1-4, Laskey 1-0. TUL – Shackleford 5-62, Hilliard 3-31, Rush 2-71, Butler 2-26, Veal 2-19, Jones 2-15, Badies 1-7.

**INTERCEPTIONS:** GT – Nealy 1-10, D. Smith 1-0, Law. Austin 1-0. TUL – Nickerson 1-0.

**FUMBLES:** GT – Zenon 1-1, Thomas 1-1, Byerly 1-0. TUL – None.

**SACKS (UA-A):** GT – Green 1-0, Stargel 1-0, Freeman 1-0. TUL – Thomas 1-0.

**TACKLES:** GT – Davis 5, D. Smith 5, White 4, Nealy 4, Harrell 3, Milton 3, Marcordes 3. TUL – Marley 11, Townsend 8, Monro 8, Scofield 6, Doss 4, Thomas 4.



## GAME 3 • GEORGIA SOUTHERN



GEORGIA SOUTHERN 38

1-2



GEORGIA TECH 42

3-0

Game 3 • September 13, 2014 • Atlanta, Ga. • Bobby Dodd Stadium

ATLANTA (AP) - Justin Thomas threw a 13-yard touchdown pass to Deon Hill with 23 seconds remaining, and Georgia Tech avoided a huge upset, beating Georgia Southern 42-38.

Thomas' fourth TD pass of the game - by a team known for its triple-option running attack - kept the Yellow Jackets (3-0) from a loss to a state school they were playing for the first time.

Georgia Southern (1-2) scored 28 straight points after trailing 35-10 at halftime, putting the Eagles in position to beat a major-conference team for the second year in a row. They upset Florida last season.

But Georgia Tech's Jamal Golden forced a fumble that gave his team the ball with 4:12 remaining. The Yellow Jackets drove for the winning score.

On third-and-7 at the 13, Thomas avoided a blitz and got off the scoring pass to Hill.

Georgia Southern, in the first year of its transition to college football's top division, has now taken two Atlantic Coast Conference teams to the wire but come up short both times. In the opener, the Eagles squandered a 20-10 lead in the fourth quarter and lost to North Carolina State 24-23.

This one will hurt even more, coming against a team less than 200 miles from their Statesboro campus.

Thomas completed only 11 of 24 passes, but sure made the most of those that were caught. He finished with 188 yards through the air, in addition to leading Georgia Tech with 137 yards rushing.

His Georgia Southern counterpart, Kevin Ellison, threw for 164 yards and a touchdown, ran for 107 yards and another score, and led an option game that finished with 536 yards. But, according to coach Willie Fritz, Ellison sustained an injured shoulder in the fourth quarter and had to come out of the game.

Favian Upshaw, who had played sparingly in the first half, was on the field for the crucial turnover when it looked as though the Eagles would drive for the clinching score.

Georgia Tech looked unstoppable in the first half.

Led by Thomas, who at one point had a quarterback rating of 348.8, the Yellow Jackets scored on their first five possessions. Thomas had a 5-yard touchdown run on the third snap of the game, then hooked up with Zach Laskey on a 12-yard touchdown pass, Darren Waller on a 4-yard score, and DeAndre Smelter for a 57-yard TD.

Many gold-clad Georgia Tech fans appeared to head home early on a sweltering afternoon, apparently convinced the Yellow Jackets would coast to victory.

Boy, what a comeback - and finish - they missed.

Matt Breida had a 2-yard touchdown run, Ellison hooked up with B.J. Johnson on a 68-yard score, and L.A. Ramsby took it in from 11 yards out with 10:46 remaining in the game. A 2-point conversion completed the 28-0 outburst, which put the Eagles ahead for the first time.

## POSTGAME NOTES

- This is third season under **Paul Johnson** that the Yellow Jackets have started the season off 3-0. The other two seasons were 2011 and 2013.
- This was the first meeting between the two schools.
- The attendance of 53,173 was the largest non-Georgia home crowd since the Yellow Jackets hosted Clemson in 2011 (55,646) and the largest non-night game since Florida State in 2008 (53,528).
- This was the first time Georgia Tech has allowed its opponent to have two 100-yard rushers since Georgia in 2009.
- Thomas was the first player to throw for four touchdowns since **Vad Lee** accomplished the feat at Duke last season.
- Thomas was also the first player to pass and rush for a touchdown since **Vad Lee** against Georgia last year.
- With Thomas' 137 rushing yards and 188 passing yards, he is the first Georgia Tech quarterback to pass and rush for more than 100 yards since **Vad Lee** rushed for 112 and passed for 169 at North Carolina on Nov. 10, 2012.
- Senior WR **DeAndre Smelter** recorded his second 100-yard receiving game of his career with 106 yards.

## SCORING SUMMARY

SCORING	1	2	3	4	OT	F
Georgia Southern	7	3	20	8	-	38
Georgia Tech	14	21	0	7	-	42

1st	13:45	GT	Justin Thomas 8 run (Harrison Butker kick)
	7:42	GT	Zach Laskey 12 pass from Justin Thomas (Harrison Butker kick)
	6:43	GS	Matt Breida 69 run (Alex Hanks kick)
2nd	14:15	GT	Tim Byerly 1 run (Harrison Butker kick)
	7:27	GT	Darren Waller 4 pass from Justin Thomas (Harrison Butker kick)
	4:26	GS	Alex Hanks 27 FG
	1:50	GT	DeAndre Smelter 57 pass from Justin Thomas (Harrison Butker kick)
3rd	10:04	GS	Kevin Ellison 32 run (Alex Hanks kick)
	7:02	GS	Matt Breida 2 run (Alex Hanks kick)
	1:41	GS	B.J. Johnson 68 pass from Kevin Ellison (Kevin Ellison pass failed)
4th	10:46	GS	L.A. Ramsby 11 run (B.J. Johnson pass from Kevin Ellison)
	0:23	GT	Deon Hill 13 pass from Justin Thomas (Harrison Butker kick)

## STATISTICS

TEAM STATS	GS	GT
FIRST DOWNS	22	28
RUSHING-YARDS (NET)	38-283	53-348
PASSING YDS (NET)	245	188
Passes Comp-Att-Int	13-22-0	11-24-0
TOTAL OFFENSE PLAYS-YARDS	60-528	77-536
Fumble Returns-Yards	0-0	0-0
Punt Returns-Yards	1-11	0-0
Kickoff Returns-Yards	2-40	4-75
Interception Returns-Yards	0-0	0-0
Punts (Number-Avg)	3-39.0	5-43.8
Fumbles-Lost	3-1	0-0
Penalties-Yards	5-60	4-55
Possession Time	25:18	34:42
Third-Down Conversions	5 of 10	8 of 14
Fourth-Down Conversions	1 of 1	1 of 1
Red-Zone Scores-Chances	3-3	5-5

## INDIVIDUAL STATISTICS

**RUSHING:** GS - Breida 11-111, Ellison 9-107, Ramsby 9-46, Scott 1-20, Upshaw 3-16, Crockett 1-8, Walker 3(-2), TEAM 1(-23). GT - Thomas 20-137, Laskey 17-80, Perkins 2-59, Hill 4-18, Bostic 2-16, Andrews 2-14, Days 2-12, Zenon 2-11, Byerly 2-1.

**PASSING:** GS - Upshaw 6-12-0-81, Ellison 7-10-0-164. GT - Thomas 11-24-0-188.

**RECEIVING:** GS - Walker 5-43, Breida 3-52, Showers 2-66, Johnson 1-68, Govan 1-8, Longoria 1-8. GT - Smelter 4-106, Laskey 2-36, Waller 2-30, Hill 1-13, Snoddy 1-2, Perkins 1-1.

**INTERCEPTIONS:** GS - None. GT - None.

**FUMBLES:** GS - Ellison 1-0, Upshaw 1-1, TEAM 1-0. GT - None.

**SACKS (UA-AI):** GS - Battle 1-0. GT - Green 0-1, Rook-Chungong 0-1.

**TACKLES:** GS - Williams 10, J. Ellison 8, Glover 7, Stanley 5, Dobson 5, Jackson 4, Battle 4. GT - Nealy 8, Davis 7, Golden 6, Smith 4, Freeman 4, Marcordes 3, Milton 3.

# GAME 4 • VIRGINIA TECH

	<b>GEORGIA TECH</b>	<b>27</b>
	4-0, 1-0	
	<b>VIRGINIA TECH</b>	<b>24</b>
	2-2, 0-1	

Game 4 • September 20, 2014 • Blacksburg, Va. • Lane Stadium

BLACKSBURG, Va. (AP) – Harrison Butker kicked a 24-yard field goal with no time remaining and Georgia Tech rallied from an early deficit with a 27-24 victory against Virginia Tech.

The Yellow Jackets trailed 16-10 at halftime and 24-17 entering the fourth quarter, but returned one of Hokies' quarterback Michael Brewer's three interceptions for a touchdown and turned his last one into the drive to Butker's decisive second field goal of the game.

They also got a huge day from their own quarterback, Justin Thomas. He ran 22 times for 165 yards, and completed just 7 of 18 passes, but for 125 yards and the tying touchdown with 2:03 left.

Brewer, a transfer from Texas Tech, has now thrown seven interceptions in his last three games for the Hokies (2-2, 0-1), who were foiled in their bid to start ACC play with a victory.

The Hokies' three turnovers led to 17 points for the Yellow Jackets, and the last giveaway came with overtime beckoning Brewer went from goat to hero to goat again.

He threw an interception in traffic that Paul Davis returned 41 yards for a touchdown with 11:22 left, giving the Yellow Jackets their first lead in a game the Hokies had once seemed poised to run away with. Brewer then scooped up teammate Marshawn Williams' fumble at the Yellow Jackets' 21 and took it the rest of the way, diving for the right pylon. His 2-point pass to Bucky Hodges put the Hokies in front 24-17.

Thomas brought the Yellow Jackets back to tie it with a nine-play, 67-yard drive. He kept it alive with a 19-yard pass to DeAndre Smelter on a fourth-and-15 from midfield, and fed Smelter again two plays later with a nicely threaded pass that the wide receiver pulled in for a 31-yard touchdown pass.

Earlier, another mistake by Brewer swung the momentum the Yellow Jackets' way.

The Hokies appeared to be driving toward taking command when Brewer hit Cam Phillips for 30 yards on a third-and-15 play. On the following play, Brewer threw deep and the only player in the vicinity was George Tech's Corey Griffin, and his interception set up the Jackets' lone touchdown drive of the half.

Thomas had completions of 18 and 19 yards on the march and ran it in from the 2 to make it 13-10.

In the final minute, the Hokies drove 56 yards to Joey Slye's third field goal, from 36 yards out.

The Hokies led 13-3 after Marshawn Williams' 6-yard scoring run midway through the second quarter. The 63-yard drive featured a 9-yard run by Brewer on third-and-9, a play on which he plowed into three defenders to get the first down, and an 18-yard completion to Isaiah Ford on a third-and-11 play.

Earlier, Slye kicked field goals of 42 and 33 yards. In between those kicks, the Yellow Jackets went for it on fourth-and-2 from the Hokies' 37, and Thomas had 6-foot-5 Darren Waller wide open behind the defense, but the pressure was such that he could not get off a good throw and it fell incomplete.

Thomas and the Jackets made it look easy after taking the opening kickoff, driving 52 yards in seven plays before the drive stalled at the Virginia Tech 26. Thomas had runs of 14, 29 and 11 yards on the drive, and Butker's 43-yard field goal made it 3-0 after just 4:04.

## POSTGAME NOTES

- It was the first Saturday game in the series since 2009 and only the sixth in 12 series meetings. Each of the last four games had been played on either Thursday (2010, 2011, 2013) or Monday (2012).
- Paul Johnson is 6-1 in ACC openers as Georgia Tech head coach.
- Georgia Tech is 17-15 all-time in ACC openers.
- Georgia Tech starts off the season 4-0 for the second time under head coach Paul Johnson.
- P.J. Davis' pick-six was the first defensive score since Quayshawn Nealy recorded a pick-six at Tulane on Sept. 6. Both pick-sixes have occurred on the road.
- Redshirt sophomore QB Justin Thomas posted his second consecutive 100-yard rushing game, rushing for 165 yards on 22 carries with one touchdown.
- Thomas became the first Georgia Tech QB to post back-to-back 100-yard rushing games since Tevin Washington did it in 2011 (120 vs. Maryland, 115 vs. Virginia).
- Senior B-Back Zach Laskey saw his streak of rushing attempts without a negative carry snapped at 75 – dating back to last season at Pittsburgh. Laskey has only three negative carries in 278 career rushing attempts.
- Redshirt freshman DB Corey Griffin recorded his career-first interception in the second quarter.
- Chris Milton's block in the third quarter is the first blocked FG by Georgia Tech since Adam Gotsis blocked Ole Miss kick in the 2013 Music City Bowl.
- P.J. Davis recorded his first interception and first pick-six of his career in the fourth quarter.

## SCORING SUMMARY

SCORING	1	2	3	4	OT	F
Georgia Tech	3	7	0	17	-	27
Virginia Tech	3	13	0	8	-	24

1st	10:56	GT	Harrison Butker 43 FG
	6:42	VT	J. Slye 42 FG
2nd	14:51	VT	J. Slye 33 FG
	7:04	VT	M. Williams 6 run (J. Slye kick)
	0:57	GT	Justin Thomas 2 run (Harrison Butker kick)
	0:02	VT	J. Slye 36 FG
4th	11:22	GT	P.J. Davis 41 interception return (Harrison Butker kick)
	8:03	VT	M. Brewer 21 run (B. Hodges pass from M. Brewer)
	2:03	GT	DeAndre Smelter 31 pass from Justin Thomas (Harrison Butker kick)
	0:00	GT	Harrison Butker 24 FG

## STATISTICS

TEAM STATS	GT	VT
FIRST DOWNS	19	24
RUSHES-YARDS (NET)	44-250	33-127
PASSING YDS (NET)	125	297
Passes Comp-Att-Int	7-18-0	28-39-3
TOTAL OFFENSE PLAYS-YARDS	62-375	72-424
Fumble Returns-Yards	0-0	0-0
Punt Returns-Yards	0-0	4-17
Kickoff Returns-Yards	3-58	1-29
Interception Returns-Yards	3-41	0-0
Punts (Number-Avg)	4-46.8	3-33.3
Fumbles-Lost	1-1	1-0
Penalties-Yards	8-60	12-79
Possession Time	29:20	30:40
Third-Down Conversions	4 of 12	8 of 14
Fourth-Down Conversions	1 of 2	0 of 0
Red-Zone Scores-Chances	2-3	3-4

## INDIVIDUAL STATISTICS

**RUSHING:** GT – Thomas 22-165, Laskey 17-80, Days 1-6, Zenon 2-3, TEAM 1(-2), Bostic 1(-2), VT – McKenzie 12-51, Williams 10-36, Brewer 4-29, Edmunds 2-10, Knowles 1-7, Coleman 2(-1), Newsome 2(-5).  
**PASSING:** GT – Thomas 7-18-0-125, VT – Brewer 28-39-3-297.  
**RECEIVING:** GT – Smelter 5-101, Hill 1-19, Laskey 1-5, VT – Ford 8-114, Byrn 7-56, Phillips 6-79, Rogers 2-17, Knowles 2-17, Caleb 1-7, Hodges 1-4, Cline 1-3.  
**INTERCEPTIONS:** GT – Davis 1-41, White 1-0, Griffin 1-0, VT – None.  
**FUMBLES:** GT – Thomas 1-1, VT – Williams 1-0.  
**SACKS (UA-A):** GT – Nealy 0-1, Freeman 0-1, VT – Nicolas 1-0.  
**TACKLES:** GT – White 10, Davis 9, Nealy 8, Johnson 6, Golden 6, Smith 5, Freeman 5, Gotsis 5, VT – Williams 17, Riley 9, Nicolas 7, Marshall 6, Jarrett 5, Clark 4, Clarke 4.



# GAME 5 • MIAMI

	<b>MIAMI</b>	<b>17</b>
	3-3, 1-2	
	<b>GEORGIA TECH</b>	<b>28</b>
	5-0, 2-0	

Game 5 • October 4, 2014 • Atlanta, Ga. • Bobby Dodd Stadium

ATLANTA (AP) – Deon Hill ran 8 yards for a decisive touchdown on fourth down, Zach Laskey rushed a career-high 29 times for 133 yards and Georgia Tech stayed unbeaten with a 28-17 victory over Miami.

It marked the first time in six years that the Yellow Jackets beat Miami, and a couple thousand students rushed the Bobby Dodd Stadium field after the final buzzer to celebrate with players and the marching band.

Justin Thomas was held in check statistically but was instrumental in running the spread option offense effectively, helping the Yellow Jackets (5-0, 2-0 Atlantic Conference) earn a nearly 21-minute advantage in time of possession.

Duke Johnson had 100 yards rushing on 14 carries for the Hurricanes (3-3, 1-2 ACC), but freshman quarterback Brad Kaaya couldn't overcome an interception that safety Isaiah Johnson jumped to pick off at the Georgia Tech 10-yard line late in the second quarter.

Thomas, who surprisingly led the nation coming into the game by averaging over 19 yards per completion in coach Paul Johnson's run-first attack, was just 3-of-6 passing for 23 yards entering the fourth.

But following the long timeout before the final quarter, Johnson called for Thomas to hit Tony Zenon on a deep crossing route to convert a long third down. The pass covered 30 yards and set up Hill's TD run on fourth-and-two from the 8.

Kaaya was sacked by linebacker Paul Davis on Miami's next possession, forcing the Hurricanes to punt and give the ball back to clock-consuming Jackets.

Johnson averaged 8.2 yards on 10 carries in the first half, but Georgia Tech's offense did its best to keep the ball out of his hands.

The Jackets had 10-minute advantage in time of possession before eating up nearly the first 7 minutes of the third quarter with a 13-play, 75-yard possession that put Georgia Tech up 21-14 on B.J. Bostic's 2-yard TD run.

Miami caught a break on second down when receiver D'Mauri Jones appeared to lose a fumble at the Jackets' 5, but the call was not overturned, and the Hurricanes cut the lead to four on Michael Badgley's 27-yard field goal.

Miami took a 7-0 lead on the game's opening drive when Braxton Berrios ran a 21-yard corner route past Demond Smith for an uncontested catch in the right side of the end zone.

After Georgia Tech forced a 7-all tie on Thomas' 1-yard run, the Hurricanes went up 14-7 on their third drive when Johnson ran through the left side of the field for a 24-yard touchdown.

The Jackets made it 14-all on the first possession of the second quarter on Zenon's 6-yard run.

## POSTGAME NOTES

- Georgia Tech is 5-0 for the second time under head coach **Paul Johnson** and the 18th time in Georgia Tech history. With the win, the Yellow Jackets broke a five-game losing streak against Miami.
- This is the first time in **Paul Johnson's** career that the Yellow Jackets have beaten Miami and Virginia Tech in the same season.
- Redshirt senior A-back **B.J. Bostic** scored his first career-touchdown on a two-yard run in the third quarter.
- Laskey had a career-high 29 carries and tied his then-career-high 133 yards, which marks his fourth 100-yard rushing game of his career.
- Laskey is the 25th Georgia Tech player to rush for more than 1,500 yards.
- Laskey's 133-yards were the most yards by a Tech B-back since **Preston Lyons** rushed for 138 vs. Utah in the 2011 Hyundai Sun Bowl.
- Redshirt sophomore punter **Ryan Rodwell** rushed for 10 yards on a fake-punt to give Georgia Tech a first down late in the second quarter.

## SCORING SUMMARY

SCORING	1	2	3	4	OT	F
Miami	14	0	3	0	-	17
Georgia Tech	7	7	7	7	-	28

1st	12:19	UM	Braxton Berrios 21 pass from Brad Kaaya (Michael Badgley kick)
	7:48	GT	Justin Thomas 1 run (Harrison Butker kick)
	0:00	UM	Duke Johnson 24 run (Michael Badgley kick)
2nd	10:05	GT	Tony Zenon 6 run (Harrison Butker kick)
3rd	8:10	GT	B.J. Bostic 2 run (Harrison Butker kick)
	3:25	UM	Michael Badgley 27 run
4th	11:31	GT	Deon Hill 8 run (Harrison Butker kick)

## STATISTICS

TEAM STATS	UM	GT
FIRST DOWNS	19	21
RUSHES-YARDS (NET)	19-107	65-318
PASSING YDS (NET)	245	53
Passes Comp-Att-Int	16-25-2	4-7-0
TOTAL OFFENSE PLAYS-YARDS	44-352	72-371
Fumble Returns-Yards	0-0	0-0
Punt Returns-Yards	1-4	0-0
Kickoff Returns-Yards	3-83	2-67
Interception Returns-Yards	0-0	2-19
Punts (Number-Avg)	1-4	0-0
Fumbles-Lost	0-0	0-0
Penalties-Yards	5-38	7-69
Possession Time	19:15	40:45
Third-Down Conversions	1 of 5	9 of 14
Fourth-Down Conversions	1 of 1	2 of 2
Red-Zone Scores-Chances	1-2	4-4

## INDIVIDUAL STATISTICS

**RUSHING:** UM – Johnson 14-100, Yearby 2-16, Waters 1-0, Kaaya 2-(9). GT – Laskey 29-133, Perkins 7-65, Thomas 13-27, Zenon 5-22, Bostic 2-21, Days 3-19, Hill 2-16, Rodwell 1-10, Andrews 1-9, TEAM 2-(4).

**PASSING:** UM – Kaaya 16-25-2-245. GT – Thomas 4-7-0-53.

**RECEIVING:** UM – Dorsett 3-75, Johnson 3-52, Walford 2-37, Lewis 2-30, Berrios 2-29, Waters 2-20, Coley 1-2, Yearby 1-0. GT – Zenon 2-39, Summers 2-14.

**INTERCEPTIONS:** UM – None. GT – Johnson 1-19, Golden 1-0.

**FUMBLES:** UM – None. GT – None.

**SACKS (UA-AI):** UM – Armbrister 1-0. GT – Davis 1-0, Freeman 1-0.

**TACKLES:** UM – Pierre 10, Perryman 9, Bush 7, Kamalu 6, Armbrister 5, Grace 5, McCord 4, Gunter 4, Kirby 3, Chickillo 3. GT – Davis 9, Johnson 5, Golden 4, Nealy 4, Smith 3, Gotsis 2, White 2, Harrell 2.

2014 IN REVIEW

## GAME 6 • DUKE



Game 6 • October 11, 2014 • Atlanta, Ga. • Bobby Dodd Stadium

ATLANTA (AP) – Anthony Boone threw for 123 yards and a touchdown, Josh Snead rushed for 102 yards and a score, and the Blue Devils snapped a 10-year skid against Georgia Tech by knocking off the No. 22 Yellow Jackets 31-25

Backup quarterback Thomas Sirk had a couple of short TD runs for the Blue Devils, who won in Atlanta for the first time since 1994 and showed they aren't going to give up their Coastal Division title without a fight.

Justin Thomas threw a pair of interceptions - one deep in Duke territory - and Zach Laskey fumbled. The sloppy performance was totally unexpected from a team that was leading the ACC with a plus-5 turnover margin.

With Duke up 14-12, the second-half kickoff was delayed 1 hour, 17 minutes by thunderstorms moving through downtown Atlanta.

When play finally resumed, the Blue Devils were clearly the better-prepared team.

Laskey fumbled on the opening possession after halftime, with Duke's Jeremy Cash falling on it at the Georgia Tech 46. The Blue Devils needed nine plays to reach the end zone, converting a pair of third downs before Snead took it in with a 4-yard run.

Jamal Golden returned the ensuing kickoff 51 yards, but the Yellow Jackets managed only one first down before the drive stalled. Harrison Butker was wide right on a 52-yard field goal attempt.

Duke drove down the field again before settling for Ross Martin's 34-yard field goal, pushing the lead to 24-12.

That's when the Blue Devils defense came up with the biggest play of the game. With Georgia Tech at the Duke 10 after DeAndre Smelter went 21 yards on a reverse, Thomas let go of a terrible pass - straight to Duke freshman linebacker Xavier Carmichael.

Thomas had another pick on a desperation sling along the sideline that went right to Cash, setting up Sirk's 1-yard plunge that made it 31-12 with 8:18 remaining.

Thomas, who had been one of Georgia Tech's offensive stars this season, did not take another snap. Tim Byerly finished up at quarterback and had a couple of touchdown runs that merely made things interesting at the end.

Duke recovered a pair of onside kicks to preserve the victory, which will likely make Georgia Tech's first appearance in the national rankings since 2011 a short one.

Coach Paul Johnson said Thomas injured an ankle late in the first half, but tried to play through it.

He wound up with his worst performance of the season despite rushing for 119 yards.

After forcing the Blue Devils to punt on their second possession of the game, Georgia Tech was called for two penalties on the return and Duke kept the ball.

Then, safety Corey Griffin was ejected from the game for targeting Shaun Griffin on a 29-yard completion, delivering a helmet-to-helmet hit against the defenseless receiver. Boone capped off the drive with a 4-yard touchdown pass to Max McCaffrey.

## POSTGAME NOTES

- It was the 82nd meeting and the 32nd as ACC Coastal Rivals. Georgia Tech leads the series 50-31-1 and is 28-13-1 at home against Duke. Georgia Tech has won 18 of the last 20 meetings.
- There was a weather delay that began at the end of halftime that lasted 77 minutes due to lightning strikes in the vicinity of the stadium. It began at 2:15 p.m. and ended at 3:32 p.m.
- **Tim Byerly** threw a career-high seven completions for a career-high 125 yards, rushed for 30 yards and tied his career-high of two touchdowns against the Blue Devils.
- Senior wide receiver **Darren Waller** hauled in a career-high five receptions for a career-best 96 yards. He had 70 receiving yards in the final 8:13 of the game.
- Redshirt freshman **Eason Fromayan** made his career-first start at left tackle. This was the first time there was a different starter on the offensive line all season.

## SCORING SUMMARY

SCORING	1	2	3	4	OT	F
Duke	7	7	10	7	-	31
Georgia Tech	3	9	0	13	-	25

1st	7:15	GT	Harrison Butker 27 FG
	2:35	DU	Max McCaffrey 4 pass from Anthony Boone (Ross Martin kick)
2nd	14:13	GT	Harrison Butker 26 FG
	4:36	DU	Thomas Sirk 3 run (Ross Martin kick)
	0:40	GT	Zach Laskey 4 run (Zach Laskey run failed)
3rd	10:28	DU	Josh Snead 4 run (Ross Martin kick)
	6:09	DU	Ross Martin 34 FG
4th	8:18	DU	Thomas Sirk 1 run (Ross Martin kick)
	5:04	GT	Tim Byerly 11 run (Tim Byerly pass failed)
	1:27	GT	Tim Byerly 1 run (Harrison Butker kick)

## STATISTICS

TEAM STATS	DU	GT
FIRST DOWNS	25	26
RUSHES-YARDS (NET)	47-242	46-282
PASSING YDS (NET)	131	201
Passes Comp-Att-Int	16-26-0	14-26-2
TOTAL OFFENSE PLAYS-YARDS	73-373	72-483
Fumble Returns-Yards	0-0	0-0
Punt Returns-Yards	1-10	0-0
Kickoff Returns-Yards	0-0	4-138
Interception Returns-Yards	2-24	0-0
Punts (Number-Avg)	3-44.3	1-43.0
Fumbles-Lost	0-0	1-1
Penalties-Yards	5-35	8-69
Possession Time	29:44	30:16
Third-Down Conversions	6 of 13	7 of 11
Fourth-Down Conversions	0 of 1	0 of 0
Red-Zone Scores-Chances	5-5	5-6

## INDIVIDUAL STATISTICS

**RUSHING:** DU – Snead 14-102, Ajeigbe 8-53, Boone 10-49, Wilson 7-31, Sirk 5-10, TEAM 3-(-3). GT – Thomas 15-119, Laskey 15-72, Byerly 6-30, Bostic 2-22, Smelter 1-21, Zenon 4-6, Perkins 1-6, Hill 1-5, Days 1-1.

**PASSING:** DU – Boone 16-26-0-131. GT – Thomas 6-15-2-61, Byerly 7-10-0-125, Bostic 1-1-0-15.

**RECEIVING:** DU – McCaffrey 3-36, Crowder 3-29, Barnes 3-19, Wilson 2-37, Blakeney 2-16, Snead 2-10, Boone 1-(-16). GT – Waller 5-96, Hill 3-48, Smelter 2-21, Byerly 1-15, Bostic 1-13, Summers 1-5, Laskey 1-3.

**INTERCEPTIONS:** DU – Cash 1-23, Carmichael 1-1. GT – None.

**FUMBLES:** DU – None. GT – Laskey 1-1.

**SACKS (UA-AI):** DU – DeWalt-Ondijo 1-0. GT – None.

**TACKLES:** DU – Edwards 8, Cash 7, Borders 7, Singleton 6, Wolf 5, DeWalt-Ondijo 5, Helton 4, Jones 4. GT – Nealy 10, Davis 8, Smith 7, Freeman 6, White 5, Johnson 5, Law. Austin 5, Travis 4.



# GAME 7 • NORTH CAROLINA

	<b>GEORGIA TECH</b>	<b>43</b>
	5-2, 2-2	
	<b>NORTH CAROLINA</b>	<b>49</b>
	3-4, 1-2	

Game 7 • October 18, 2014 • Chapel Hill, N.C. • Chapel Hill, N.C.

CHAPEL HILL, N.C. (AP) – T.J. Logan scored on a 2-yard run with 11 seconds left to help North Carolina rally past Georgia Tech 48-43.

Logan's late score capped a 75-yard scoring drive in the final 3 minutes of a wild game, which saw the Tar Heels (3-4, 1-2 Atlantic Coast Conference) blow an 11-point fourth-quarter lead only to come up with one more scoring drive.

Marquise Williams came up with several key throws during that late drive to cap a brilliant individual performance. The junior threw for 390 yards and four touchdowns to go with a school-record 38 completions, and also ran for 73 yards and a score.

Logan finished with a season-high 75 yards rushing for the Tar Heels, who snapped a five-game losing streak in the series and beat Georgia Tech (5-2, 2-2) for the first time since 2008.

On a night when both offenses moved the ball at will, the Yellow Jackets appeared to have snatched this one away from the Tar Heels in stunning fashion.

Trailing 42-31, Georgia Tech made it a one-possession game on Zach Laskey's 14-yard scoring run at the 8-minute mark. Then, after the Yellow Jackets got a rare defensive stop, DeAndre Smelter took a reverse around the left side and raced 75 yards to the end zone for a 43-42 lead with 3:07 left.

Ultimately, that proved to be too much time for Williams, Logan and an offense that rolled to 579 total yards.

Williams completed six passes on the go-ahead drive, including a 15-yarder to Romar Morris while drawing a roughing-the-passer penalty that put the ball at the Georgia Tech 4 with 20 seconds left. Then, after a pass interference call brought the ball closer to the goal line, Logan ran through the left side for the winning score.

Georgia Tech had one final possession deep in its own end, but Justin Thomas' desperation deep heave fell incomplete and receiver Michael Summers dropped Thomas' short pass to kill the final seconds.

UNC receiver Ryan Switzer had nine catches for a career-high 136 yards and two touchdowns, including a 68-yarder midway through the second quarter.

This might have been a season-saving win for the Tar Heels, who started the year in the Top 25 with hopes of winning the ACC's Coastal Division. They hadn't won since holding off San Diego State here on Sept. 6, giving up 70 points in an ugly loss at East Carolina, and 50 points in losses at Clemson and Notre Dame.

But they cut down on the penalties and sustained enough offensive drives to help out their own struggling defense Saturday, which surrendered 611 total yards that included the run-heavy Yellow Jackets moving the ball through the air, too.

Thomas threw for 235 yards and three touchdowns for Georgia Tech, which was coming off its first loss against Duke last week. Smelter had a 46-yard scoring catch, and Laskey ran for two scores while playing through a shoulder injury.

## POSTGAME NOTES

- The game marked the 50th meeting between the schools – Georgia Tech's sixth-most played rivalry and third-most against an ACC school.
- Georgia Tech leads the all-time series 28-19-3, but had its five-game winning streak in the series snapped. Tech fell to 10-12-3 all-time in Chapel Hill.
- Tech surpassed 600 yards of total offense for the fourth time under head coach **Paul Johnson**. The 43 points by Georgia Tech were a season-high and the most in an ACC game since a 56-0 win over Syracuse (Oct. 19, 2013) at Bobby Dodd Stadium.
- Senior B-back **Zach Laskey** gained 74 yards rushing on 15 carries, and moved past former All-American QB Joe Hamilton for 19th on the Jackets' all-time rushing list with 1,777 yards.
- Junior **Jamal Golden** moved into sixth-place on the Jackets' career kick return yards list with 1,268 yards, surpassing Charlie Rogers (1,264).
- Sophomore LB **P.J. Davis** registered a game-high 14 tackles (11 solo) – the most by any Yellow Jacket this season and a career-high.

## SCORING SUMMARY

SCORING	1	2	3	4	OT	F
Georgia Tech	7	10	7	19	-	43
North Carolina	7	14	14	13	-	48

1st	5:47	GT	Zach Laskey 3 run (Harrison Butker kick)
	1:14	NC	B. Howard 8 pass from M. Williams (N. Weiler kick)
2nd	10:47	GT	Harrison Butker 27 FG
	9:13	NC	R. Switzer 68 pass from M. Williams (N. Weiler kick)
3rd	2:51	NC	R. Switzer 15 pass from M. Williams (N. Weiler kick)
	1:26	GT	Tony Zenon 12 pass from Justin Thomas (Harrison Butker kick)
	12:00	GT	Darren Waller 55 pass from Justin Thomas (Harrison Butker kick)
	8:13	NC	M. Williams 13 run (N. Weiler kick)
	2:41	NC	R. Morris 3 run (N. Weiler kick)
4th	14:50	GT	DeAndre Smelter 46 pass from Justin Thomas (Harrison Butker kick)
	12:34	NC	M. Hollins 36 pass from M. Williams (N. Weiler kick)
	8:00	GT	Zach Laskey 14 run (Justin Thomas rush failed)
	3:07	GT	DeAndre Smelter 75 run (Justin Thomas pass failed)
	0:11	NC	T. Logan 2 run (M. Williams rush failed)

## STATISTICS

TEAM STATS	GT	NC
FIRST DOWNS	29	31
RUSHES-YARDS (NET)	51-376	41-189
PASSING YDS (NET)	235	390
Passes Comp-Att-Int	8-18-0	38-47-1
TOTAL OFFENSE PLAYS-YARDS	69-611	88-579
Fumble Returns-Yards	0-0	0-0
Punt Returns-Yards	1-(-5)	0-0
Kickoff Returns-Yards	4-78	3-64
Interception Returns-Yards	1-2	0-0
Punts (Number-Avg)	2-30.0	4-44.3
Fumbles-Lost	1-1	0-0
Penalties-Yards	5-32	4-35
Possession Time	31:30	28:30
Third-Down Conversions	5 of 8	10 of 15
Fourth-Down Conversions	0 of 0	2 of 2
Red-Zone Scores-Chances	4-4	5-5

## INDIVIDUAL STATISTICS

**RUSHING:** GT – Perkins 7-79, Smelter 1-75, Laskey 15-74, Snoddy 5-39, Thomas 15-36, Zenon 4-36, Days 3-25, Hill 1-12. NC – Logan 14-75, Williams 16-73, Morris 9-41, Proehl, 1-0, Francis 1-0.

**PASSING:** GT – Thomas 8-18-0-235. NC – Williams 38-47-1-390.

**RECEIVING:** GT – Smelter 2-58, Zenon 2-37, Waller 1-55, Hill 1-47, Snoddy 1-33, Laskey 1-5. NC – Switzer 9-136, Morris 5-39, Logan 5-31, Howard 4-35, Hollins 3-46, Tabb 3-34, Proehl 3-20, Francis 3-14, Davis 2-14, Thorpe 1-21.

**INTERCEPTIONS:** GT – Golden 1-2. NC – None.

**FUMBLES:** GT – Thomas 1-1. NC – None.

**SACKS (UA-A):** GT – Davis 0-1, Nealy 0-1. NC – Gnonkonde 1-0, Drennon 1-0.

**TACKLES:** GT – Davis 14, White 11, Smith 10, Nealy 9, Johnson 7, Golden 7, Freeman 4. NC – Simmons 7, Scott 7, Gnonkonde 7, Walker 5, Drennon 5, Miles 4, Farmer 3, Schoettmer 3, Jones 3.

2014 IN REVIEW

# GAME 8 • PITTSBURGH

	<b>GEORGIA TECH</b>	<b>56</b>
	6-2, 3-2	
	<b>PITTSBURGH</b>	<b>28</b>
	4-4, 2-2	

Game 8 • October 25, 2014 • Pittsburgh, Pa. • Heinz Field

**PITTSBURGH (AP)** – Broderick Snoddy ran for 82 yards and three touchdowns and Georgia Tech took advantage of six Pittsburgh turnovers in a 56-28 win.

The Yellow Jackets ended a two-game losing streak by racing to a quick 28-0 lead, with each touchdown following a Panther fumble. Pitt gave the ball away on each of its first five possessions.

Justin Thomas passed for 147 yards and a touchdown and added 92 yards rushing and a score. Georgia Tech rolled up 615 total yards against the Panthers, who came in with the nation's fourth-ranked defense. The 56 points put up by the Yellow Jackets are the most ever by an opponent at Heinz Field.

James Conner rushed for 119 yards and three scores for Pitt but the Panthers never drew closer than 14 after spotting the Yellow Jackets a four-touchdown advantage. Pitt had 518 yards of total offense but was never really in it on a day the school broke out its old script logo on the helmets, hoping to provide a boost.

It didn't happen. Not even close.

Georgia Tech coach Paul Johnson challenged his defense after the Yellow Jackets gave up 579 yards in a loss to North Carolina last week, saying his team needed to become more aggressive.

Pitt did its part to help during a comical opening 10 minutes that practically gifted Georgia Tech a massive lead before the game was halfway through the first quarter. The Panthers fumbled four times in their first six plays, finding increasingly elaborate ways to give the Yellow Jackets the ball.

Pitt quarterback Chad Voytik fumbled on the game's second snap when he was popped by Georgia Tech's Isaiah Johnson on a read-option. Conner was inches away from a 75-yard touchdown run only to have D.J. White punch it out of Conner's hands and out of bounds in the end zone for a touchback. Isaac Bennett was in the middle of getting pushed back for a loss only to have the ball come loose before getting to the ground. Tyler Boyd made an impressive spin to get out of a tackle following a short grab, only to have the ball knocked out while stretching for extra yardage.

The Yellow Jackets wasted little time turning each miscue into a touchdown, including a 79-yard catch-and-run by Charles Perkins and a pair of scoring sprints by Snoddy.

At one point the Pitt student section chanted "Hold That Ball" out of exasperation. It didn't work. Voytik botched a snap on the Panthers' fifth possession and the Yellow Jackets fell on it once again, giving them five fumble recoveries in the first quarter, or four more than they had the entire season coming in.

The Panthers regrouped to draw within 28-14 at the half. Conner left briefly with a right knee injury but returned to score a pair of short touchdowns. The Panthers had a chance to draw closer late in the second quarter but Pitt chose to punt on fourth-and-3 from the Georgia Tech 43.

The Yellow Jackets missed a field goal to end the half but momentum had shifted. Georgia Tech opened the second half with a 75-yard touchdown drive, the final 28 coming on Snoddy's third score. The junior came in with 61 yards on the season but surpassed that as a speedy outside alternative to the inside running of Thomas and Synjyn Days, who ran for a career-high 110 yards while filling in for injured Zach Laskey.

## POSTGAME NOTES

- It was the ninth meeting between the schools and Georgia Tech's first win in the state Pennsylvania.
- It was also Georgia Tech's first trip to the state of Pennsylvania since 1931, and its first game at Pitt since 1920 (its first game at Heinz Field). The three previous meetings in Pittsburgh (1918, 1919, 1920) were played at Forbes Field.
- With the win, Georgia Tech is now bowl eligible and looks to extend the nation's second longest active bowl streak in the nation with a possible 18 consecutive bowl appearances.
- Pittsburgh's six lost fumbles are tied for the most by a Georgia Tech opponent. Most recently, Tulsa lost six in the 2004 Humanitarian Bowl in Boise.
- Georgia Tech broke the Heinz Field college scoring record for an opponent with 56 points. The previous record was 54 by Rutgers in 2008.
- Pittsburgh's five lost fumbles in the first quarter are tied for the most in a single quarter in FBS history.
- Junior A-Back **Broderick Snoddy** set career highs for rushing yards (82) and rushing TDs (3). Snoddy tied Heinz Field record for rushing TDs by an opponent. He tied Kevin Jones (VT, 11/8/03) and Senorise Perry (UL, 10/13/12).
- Quayshawn Nealy** became the first Yellow Jacket to recover two fumbles in a game since Joe Anoi did it against Tulsa in the 2004 Humanitarian Bowl in Boise.

## SCORING SUMMARY

SCORING	1	2	3	4	OT	F
Georgia Tech	28	0	7	21	-	56
Pittsburgh	0	14	7	7	-	28

1st	12:57	GT	Broderick Snoddy 4 run (Harrison Butker kick)
	11:04	GT	Charles Perkins 79 pass from Justin Thomas (Harrison Butker kick)
	10:40	GT	Justin Thomas 14 run (Harrison Butker kick)
2nd	9:44	GT	Broderick Snoddy 34 run (Harrison Butker kick)
	11:32	UP	James Conner 1 run (Chris Blewitt kick)
3rd	6:24	UP	James Conner 4 run (Chris Blewitt kick)
	11:16	GT	Broderick Snoddy 28 run (Harrison Butker kick)
	6:21	UP	James Conner 16 run (Chris Blewitt kick)
4th	11:22	GT	Tony Zenon 57 run (Harrison Butker kick)
	10:01	GT	Deon Hill 8 run (Harrison Butker kick)
	8:19	UP	I. Bennett 35 pass from T. Anderson (Chris Blewitt kick)
	5:01	GT	Matt Connors 6 run (Harrison Butker kick)

## STATISTICS

TEAM STATS	GT	UP
FIRST DOWNS	27	19
RUSHES-YARDS (NET)	64-465	31-198
PASSING YDS (NET)	147	328
Passes Comp-Att-Int	5-12-0	23-35-0
TOTAL OFFENSE PLAYS-YARDS	76-612	66-526
Fumble Returns-Yards	1-7	0-0
Punt Returns-Yards	1-0	1-6
Kickoff Returns-Yards	2-33	3-60
Interception Returns-Yards	0-0	0-0
Punts (Number-Avg)	2-41.5	2-42.0
Fumbles-Lost	2-1	7-6
Penalties-Yards	3-15	2-15
Possession Time	33:32	26:28
Third-Down Conversions	6 of 12	8 of 12
Fourth-Down Conversions	1 of 2	0 of 1
Red-Zone Scores-Chances	4-7	3-4

## INDIVIDUAL STATISTICS

**RUSHING:** GT – Days 22-110, Thomas 15-92, Snoddy 6-82, Zenon 3-66, Connors 5-56, Byerly 7-33, Hill 4-17, Bostic 1-6, Andrews 1-3. UP – Conner 10-120, Ibrahim 3-66, James 7-23, Voytik 8-10, Boyd 1-3, Bennett 1(-)-7, TEAM 1(-)-17.

**PASSING:** GT – Thomas 5-10-0-147, TEAM 0-1-0-0, Byerly 0-1-0-0. UP – Voytik 15-20-0-193, Anderson 8-15-0-135.

**RECEIVING:** GT – Smelter 2-44, Waller 2-24, Perkins 1-79. UP – Boyd 9-137, Holtz 3-34, Jones 3-20, Weatherspoon 2-48, Garner 2-18, Bennett 1-35, James 1-23, Ibrahim 1-9, Jennings 1-4.

**INTERCEPTIONS:** GT – None. UP – None.

**FUMBLES:** GT – Byerly 1-0, Days 1-1. UP – Voytik 3-2, TEAM 1-1, Conner 1-1, Bennett 1-1, Boyd 1-1.

**SACKS (UA-A):** GT – Gotsis 2-0, Davis 1-0. UP – None.

**TACKLES:** GT – Johnson 14, Nealy 7, Davis 6, Golden 5, Smith 4, Freeman 3, Milton 3, White 3. UP – Thomas 15, Vinopal 7, Bradley 7, Mitchell 7, Mosley-Smith 6, Galambos 5, Render 5.





# GAME 9 • VIRGINIA

	<b>VIRGINIA</b>	<b>10</b>
	4-5, 2-3	
	<b>GEORGIA TECH</b>	<b>35</b>
	7-2, 4-2	

Game 9 • November 1, 2014 • Atlanta, Ga. • Bobby Dodd Stadium

ATLANTA (AP) – Justin Thomas threw three touchdown passes, Synjyn Days ran for a career-high 147 yards and Georgia Tech beat Virginia 35-10.

Days scored on a 4-yard run in the third quarter and caught a 17-yard touchdown pass in the fourth quarter.

Days has topped 100 yards rushing in each of his two starts while running back Zach Laskey recovers from a shoulder injury. Days set a career high with 110 yards rushing in last week's 56-28 win at Pittsburgh and then topped that total on 24 carries against the Cavaliers.

Virginia, held to a season-low 22 yards rushing, has lost three straight.

Thomas threw touchdown passes of 18 yards to DeAndre Smelter and 11 yards to Darren Waller as Georgia Tech led 21-10 at halftime.

Virginia's Greyson Lambert completed 19 of 32 passes for 230 yards with one touchdown and two interceptions. Lambert was hurt by a few dropped passes, including an attempt through the hands of Keeon Johnson in the end zone, forcing the Cavaliers to settle for a field goal late in the first half.

Lambert threw a 13-yard scoring pass to Zachary Swanson late in the first quarter.

Matt Johns replaced Lambert in the fourth quarter and completed 4 of 9 passes for 32 yards.

The official temperature at kickoff was 49 degrees with the wind at 24 miles per hour. The temperatures dropped into the low 40s in the second half.

The wind was a factor throughout the game, including the way it affected punts and kickoffs. A 27-yard punt by Virginia's Alec Vozenilek allowed Georgia Tech to start its first possession at the Cavaliers' 42. Deon Hill's 14-yard run capped the short touchdown drive, giving the Yellow Jackets the lead they never gave up.

Days went over the 100-yard mark on his 33-yard run on the Yellow Jackets' first drive of the second half. Days' 4-yard touchdown run pushed the lead to 28-10.

Virginia answered by driving to the Georgia Tech 39 before Lambert's pass was tipped by defensive end KeShun Freeman. Defensive tackle Adam Gotsis caught the deflection for an interception.

Virginia's next possession ended with Lambert's fourth-down pass from the Georgia Tech 10 was intercepted by Jamal Golden in the end zone.

Khalek Shepherd led Virginia with 15 yards rushing. Kevin Parks, who ranked third in the ACC with his average of 105.2 yards rushing per game, was held to 13 yards on five carries. The Cavaliers' previous season low for yards rushing was 114 against Louisville on Sept. 13.

Georgia Tech defensive end Patrick Gamble, who made his first start, was carted off the field with an apparent left knee injury with 6:10 remaining.

## POSTGAME NOTES

- With the win, Georgia Tech head coach **Paul Johnson** earned his 100th at the FBS level and improves his FBS record to 100-63, which includes his six seasons at Navy and his six-plus at Georgia Tech. His 161 career wins (including five years at Georgia Southern) rank 10th among active FBS coaches.
- It was the 37th meeting between the ACC Coastal rivals. Georgia Tech leads the series, 19-17-1 and has won five of the last six meetings.
- The Yellow Jackets are now 50-15-1 on homecoming and have won 17 of their last 19 homecoming games.
- The Yellow Jacket defense held Virginia to just 22 yards rushing, which is the fewest yards rushing Georgia Tech has held an opponent to in the Paul Johnson era since holding Pitt to 5 yards on Nov. 2, 2013.
- Senior **Synjyn Days** recorded his second consecutive 100-yard rushing game of his career with 147 yards. Days also had a career-long 33-yard rush.
- Junior **Adam Gotsis** recorded his second career interception in the third quarter against Virginia.
- Senior wide receiver **DeAndre Smelter** recorded his fourth career 100-yard receiving game with four receptions for 107 yards and one touchdown.

## SCORING SUMMARY

SCORING	1	2	3	4	OT	F
Virginia	7	3	0	0	-	10
Georgia Tech	14	7	7	7	-	35

1st	10:11	GT	Deon Hill 14 run (Harrison Butker kick)
	4:04	GT	DeAndre Smelter 18 pass from Justin Thomas (Harrison Butker kick)
	1:10	UVA	Zachary Swanson 13 pass from Greyson Lambert (Ian Frye kick)
2nd	14:53	GT	Darren Waller 11 pass from Justin Thomas (Harrison Butker kick)
	4:18	UGA	Ian Frye 22 FG
3rd	8:28	GT	Synjyn Days 4 run (Harrison Butker kick)
4th	7:01	GT	Synjyn Days 17 pass from Justin Thomas (Harrison Butker kick)

## STATISTICS

TEAM STATS	UVA	GT
FIRST DOWNS	15	23
RUSHES-YARDS (NET)	16-22	63-268
PASSING YDS (NET)	262	141
Passes Comp-Att-Int	23-41-2	7-13-1
TOTAL OFFENSE PLAYS-YARDS	57-284	76-409
Fumble Returns-Yards	0-0	0-0
Punt Returns-Yards	3(-4)	1-0
Kickoff Returns-Yards	4-87	2-35
Interception Returns-Yards	1(-1)	2-0
Punts (Number-Avg)	5-33.0	3-39.7
Fumbles-Lost	4-0	2-0
Penalties-Yards	6-61	4-30
Possession Time	21:05	38:55
Third-Down Conversions	3 of 12	8 of 15
Fourth-Down Conversions	1 of 3	2 of 3
Red-Zone Scores-Chances	2-3	5-6

## INDIVIDUAL STATISTICS

**RUSHING:** UVA – Shepherd 4-15, Parks 5-13, Mizzell 2-5, Jennings 1-4, Lambert 3(-5), TEAM 1(-10). GT – Days 24-147, Snoddy 7-52, Byerly 7-32, Hill 2-17, Zenon 3-10, Connors 4-7, Thomas 13-4, Andrews 3(-1).

**PASSING:** UVA – Lambert 19-32-2-230, Johnson 4-9-0-32, TEAM 0-0-0-0. GT – Thomas 7-13-1-141.

**RECEIVING:** UVA – Severin 5-64, Mizzell 4-33, Parks 4-16, Jennings 3-76, Johnson 3-36, Swanson 2-25, Watford 1-7, Shepherd 1-5. GT – Smelter 4-107, Waller 2-17, Days 1-17.

**INTERCEPTIONS:** UVA – Harris 1(-1). GT – Gotsis 1-0, Golden 1-0.

**FUMBLES:** UVA – Shepherd 2-0, Lambert 1-0, TEAM 1-0. GT – Thomas 1-0, Golden 1-0.

**SACKS (UA-A):** UVA – None. GT – Davis 1-0, Freeman 1-0.

**TACKLES:** UVA – Blanding 13, Harris 10, Valles 9, Coley 8, Moore 7, Harold 5, Romero 5, Kiser 3. GT – White 6, Davis 5, Freeman 5, Gotsis 3, Nealy 3, Smith 3.

2014 IN REVIEW

# GAME 10 • NC STATE

	<b>24 GEORGIA TECH</b>	<b>56</b>
	<b>8-2, 5-2</b>	
	<b>NC STATE</b>	<b>23</b>
	<b>5-5, 1-5</b>	

Game 10 • November 8, 2014 • Raleigh, N.C. • Carter-Finley Stadium

**RALEIGH, N.C. (AP)** – D.J. White and Quayshawn Nealy scored defensive touchdowns in the second quarter to help No. 24 Georgia Tech beat North Carolina State 56-23.

White's 38-yard interception return and Nealy's 43-yard fumble return put the Yellow Jackets (8-2, 5-2 Atlantic Coast Conference) in firm control, blowing open a close game to keep them right behind No. 22 Duke in the Coastal Division standings.

It was a welcome contribution for a defense that has struggled amid the brilliance of the league's top total offense. That unit did its part, too, finishing with 549 total yards behind another big day on the ground from Synjyn Days.

Days ran for a career-high 157 yards and a touchdown, while reserve quarterback Tim Byerly ran for two scores and starter Justin Thomas ran for one.

Jacoby Brissett and Matt Dayes each ran for scores for the Wolfpack (5-5, 1-5), who led early but was outscored 49-3 over the next 35-plus minutes.

N.C. State had lost four straight games and 12 straight in league play before winning at Syracuse last week, bringing the Wolfpack a needed dose of confidence while also pulling the program within a win of bowl eligibility.

Yet N.C. State couldn't build on that win, instead watching Georgia Tech take control of the game in a bizarre second quarter.

Trailing 14-13, N.C. State drove near the goal line early in the second quarter before Nealy intercepted a pass that bounced off the foot of a teammate. He returned it 69 yards before fumbling after being chased down from behind and stripped by Jaylen Samuels.

But that took N.C. State back to the 28, and two plays later, White stepped in front of Brissett's pass for Marquez Valdes-Scantling and raced down the sideline for the interception return that made it 21-13.

Then, Nealy got a second chance for a big play, grabbing Brissett's fumble on a sack and running 43 yards for a TD that made it 28-13 with 7:12 left in the half.

At that point, N.C. State's offense had run 22 straight offensive plays going back to the final play of the first quarter. Georgia Tech didn't take an offensive snap in the quarter until the 4:02 mark, though that started another scoring drive that ended with Byerly's 2-yard keeper for a 35-13 lead just before the break.

Georgia Tech opened the second half with a 75-yard drive that ended with Byerly's 1-yard score, ending what little drama was left.

Brissett had a rough day for N.C. State. He was off-target early and took several hard hits, including one that had team medical staff examining his rib area on the sideline after Nealy's fumble return.

Brissett threw for 213 yards with one meaningless late touchdown and two interceptions. He also ran for a team-high 77 yards, as N.C. State finished with 368 total yards.

It was N.C. State's most lopsided home loss since falling to Maryland 37-0 in November 2007 under former coach Tom O'Brien, according to STATS. It also stood as the Wolfpack's seventh straight home loss against ACC opponents.

## POSTGAME NOTES

- It was the 29th series meeting and the first since 2011. Georgia Tech leads the all-time series 19-10 and is now 9-6 in Raleigh. The Jackets have now won five straight games at NC State.
- Since a 2000 road OT loss at NC State, Georgia Tech is 19-4 in its last 23 road games in North Carolina, and 8-2 under head coach Paul Johnson.
- With the win, Paul Johnson has now won 8+ games in 14 of his 18 seasons as head coach, including 2008, 2009, and 2011 at Georgia Tech.
- It was Georgia Tech's third consecutive "Homecoming" game. Georgia Tech defeated Pittsburgh, 56-28, on Oct. 25 on the Panthers' Homecoming. Last weekend, the Jackets beat Virginia 35-10 for their 66th Homecoming game.
- With the win, the Jackets secured their fourth straight season with a winning record in ACC play (5-3 in 2011, 2012, and 2013).
- Redshirt sophomore QB **Justin Thomas** became the 6th Tech QB to rush for 1,000 yards and the 44th 1,000-yard rusher in program history.
- Senior B-Back **Synjyn Days** rushes for a career-high 157 yards - his third consecutive 100-yard rushing game.
- DB **D.J. White** recorded his career-first pick-6 with a 38-yard interception return for a TD in the second quarter.
- LB **Quayshawn Nealy** recorded his fourth career defensive score with a 43-yard fumble return for a TD in the second quarter.

## SCORING SUMMARY

SCORING	1	2	3	4	OT	F
Georgia Tech	14	21	14	7	-	56
NC State	13	3	0	7	-	23

1st	10:34	GT	Justin Thomas 16 run (Harrison Butker kick)
	7:39	ST	J. Brissett 15 run (N. Sade kick blocked)
	1:45	ST	M. Dayes 17 run (N. Sade kick)
	0:02	GT	Synjyn Days 53 run (Harrison Butker kick)
2nd	9:26	GT	D.J. White 38 interception return (Harrison Butker kick)
	7:12	GT	Quayshawn Nealy 43 fumble recovery (Harrison Butker kick)
	0:28	GT	Tim Byerly 2 run (Harrison Butker kick)
	0:00	ST	N. Sade 46 FG
3rd	10:49	GT	Tim Byerly 1 run (Harrison Butker kick)
	3:23	GT	Matt Connors 3 run (Harrison Butker kick)
4th	10:11	GT	Antonio Messick 16 pass from Tim Byerly (Harrison Butker kick)
	7:05	ST	D. Grinnage 19 pass from J. Brissett (N. Sade kick)

## STATISTICS

TEAM STATS	GT	ST
FIRST DOWNS	30	23
RUSHES-YARDS (NET)	64-479	28-155
PASSING YDS (NET)	70	213
Passes Comp-Att-Int	7-8-0	18-35-2
TOTAL OFFENSE PLAYS-YARDS	72-549	63-368
Fumble Returns-Yards	1-43	0-0
Punt Returns-Yards	3-17	0-0
Kickoff Returns-Yards	1-26	6-132
Interception Returns-Yards	2-109	0-0
Punts (Number-Avg)	0-0	4-41.5
Fumbles-Lost	3-2	1-1
Penalties-Yards	8-62	6-52
Possession Time	36:30	23:30
Third-Down Conversions	8 of 10	6 of 12
Fourth-Down Conversions	0 of 0	1 of 1
Red-Zone Scores-Chances	5-6	3-4

## INDIVIDUAL STATISTICS

**RUSHING:** GT – Days 19-157, Byerly 13-87, Thomas 6-60, Zenon 6-54, Connors 11-46, Snoddy 5-37, Bostic 2-20, Willis 2-18. ST – Brissett 9-77, Thornton 10-42, Dayes 7-29, Samuels 1-6, Underwood 1-1.

**PASSING:** GT – Thomas 5-6-0-47, Byerly 2-2-23. ST – Brissett 18-35-2-213.

**RECEIVING:** GT – Smelter 3-25, Messick 1-16, Waller 1-16, Dennis 1-7, Days 1-6. ST – Hines 6-70, Alston 3-28, Cherry 2-42, Grinnage 2-27, Thornton 2-16, Purvis 2-10, Valdes-Scan 1-20.

**INTERCEPTIONS:** GT – White 1-38, Nealy 1-71. ST – None.


**FUMBLES:** GT – Dennis 1-0, Days 1-1, Nealy 1-1. ST – Brissett 1-1.

**SACKS (UA-AI):** GT – Marcordes 1-0. ST – None.

**TACKLES:** GT – Davis 9, White 7, Nealy 6, Smith 5, Marcordes 4, Golden 4, Law. Austin 4, Johnson 4, Freeman 4. ST – Fernandez 10, Moore 8, Teal 8, Pittman 8, Jones 6, McGill 5, Noel 5.



## GAME 11 • CLEMSON

	<b>19 CLEMSON</b>	<b>6</b>
	7-3, 6-2	
	<b>22 GEORGIA TECH</b>	<b>28</b>
	9-2, 6-2	

Game 11 • November 15, 2014 • Atlanta, Ga. • Bobby Dodd Stadium

ATLANTA (AP) – Georgia Tech has improved its chances of earning a spot in the ACC championship game, and this time, it was the defense playing the lead role.

Jamal Golden and Chris Milton returned interceptions for touchdowns, and No. 24 Georgia Tech beat No. 18 Clemson 28-6 to gain ground in the Atlantic Coast Conference's Coastal Division race.

Clemson quarterback Deshaun Watson did not return after a first-quarter knee injury. Cole Stoudt threw three interceptions after replacing Watson.

Golden had an 85-yard return only three plays after Watson's injury, and Milton returned an interception 62 yards for a touchdown in the third quarter.

Clemson, held to 190 yards, never recovered from losing Watson.

With the loss by Clemson, No. 2 Florida State clinched the ACC's Atlantic Division before playing Miami on Saturday night.

Justin Thomas' 65-yard run set up his 5-yard touchdown pass to DeAndre Smelter in the third quarter as Georgia Tech earned its fourth straight win.

Coupled with Virginia Tech's 17-16 win over Duke, Georgia Tech moved ahead of the Blue Devils (8-2, 4-2, No. 21 CFP) in the Coastal Division. Duke, which beat Georgia Tech on Oct. 11, would win a tiebreaker with the Yellow Jackets if it finishes 6-2 in the ACC.

Georgia Tech fans rushed the field after the win.

Thomas completed 8 of 11 passes for 102 yards with a touchdown.

Clemson led 3-0 and was driving inside the Georgia Tech 10 when Watson's injury changed the game.

Watson, who returned as a starter after missing three games with a broken bone in his right hand, hurt his left knee when making a cut on a 7-yard run for a first down. He fell to the ground and grabbed his knee before being escorted to the sideline and then to the locker room.

Stoudt's first interception came on his third play. He rolled to his right before turning and throwing to his left. Golden had an open field after stepping up for the interception.

Stoudt's first pass of the second half was intercepted by cornerback D.J. White, setting up a field goal for the Yellow Jackets.

Clemson tried to focus on its running game. Wayne Gallman ran for 82 yards on 14 carries, but the Tigers were held without a touchdown. Ammon Lakip kicked field goals of 27 and 32 yards.

Stoudt completed only 3 of 11 passes for 19 yards with three interceptions.

Clemson finished the game with sophomore Nick Schuessler at quarterback.

Georgia Tech running back Broderick Snoddy's 46-yard run, the longest of his career, set up a 25-yard field goal by Harrison Butker in the second quarter. Later in the quarter, Snoddy had to be carted off the field after suffering an apparent broken right leg.

## POSTGAME NOTES

- Clemson is Georgia Tech's fourth-most played rival. Saturday was the 80th series meeting between the schools and the first in Atlanta since 2011.
- Georgia Tech leads the all-time series 51-27-2, including a 44-13-2 mark at home.
- Tech has won five straight at home vs. Clemson – with the Tigers' last win in 2003.
- Saturday was the 17th time that Georgia Tech was ranked when playing Clemson – and the first with both teams ranked since the 2009 ACC Championship Game. The Jackets are 13-4 when ranked against the Tigers.
- Georgia Tech's six ACC wins are the most by the Jackets since winning seven in 2009.
- This was the first time Clemson has been held without a touchdown since a 13-3 loss on Sept. 29, 2007, to Georgia Tech.
- This is Georgia Tech's first win against a ranked team since beating #6/6 Clemson on Oct. 29, 2011.
- Senior DB **Jamal Golden** recorded his first-career defensive TD, returning an interception thrown by Cole Stoudt 85 yards for a TD – his first TD since 2012 (two kick returns for a score that season).
- Senior WR **DeAndre Smelter** became the 21st 1,000-yard receiver in Georgia Tech history after recording five receptions for 77 yards against Clemson.
- Golden's 85-yard pick-6 is tied for the seventh longest in school history and the longest since Tyler Marcordes' 95-yard return vs. Elon in 2013.
- Senior B-Back **Synjyn Days** became the 45th 1,000-yard rusher in school history – and second in as many weeks – with a 9-yard rush at the end of the second quarter.

## SCORING SUMMARY

	1	2	3	4	OT	F
Clemson	3	0	3	0	–	6
Georgia Tech	6	3	16	3	–	28

1st	6:30	CU	Ammon Lakip 27 FG
	0:22	GT	Jamal Golden 85 interception return (Ryan Rodwell rush failed)
2nd	9:07	GT	Harrison Butker 25 FG
3rd	12:45	GT	DeAndre Smelter 5 pass from Justin Thomas (Harrison Butker kick)
	9:14	GT	Harrison Butker 32 FG
	5:47	CU	Ammon Lakip 32 FG
	1:23	GT	Chris Milton 62 interception return (Justin Thomas rush failed)
4th	8:25	GT	Harrison Butker 42 FG

## STATISTICS

TEAM STATS	CU	GT
FIRST DOWNS	10	16
RUSHES-YARDS (NET)	33-131	50-251
PASSING YDS (NET)	59	102
Passes Comp-Att-Int	11-21-3	8-11-0
TOTAL OFFENSE PLAYS-YARDS	54-190	61-353
Fumble Returns-Yards	0-0	0-0
Punt Returns-Yards	1-6	2-8
Kickoff Returns-Yards	2-54	2-40
Interception Returns-Yards	0-0	3-147
Punts (Number-Avg)	6-41.7	1-45.0
Fumbles-Lost	0-0	2-2
Penalties-Yards	3-21	2-10
Possession Time	24:52	35:08
Third-Down Conversions	3 of 13	7 of 14
Fourth-Down Conversions	0 of 0	0 of 1
Red-Zone Scores-Chances	2-3	4-5

## INDIVIDUAL STATISTICS

**RUSHING:** CU – Gallman 15-88, Watson 7-40, Stoudt 3-11, Scott 1-7, Davidson 3-1, Schuessler 4-(-16). GT – Days 20-89, Snoddy 2-51, Thomas 11-46, Andrews 2-34, Laskey 4-13, Perkins 3-11, Hill 1-6, Zenon 5-5, Bostic 1-(-1), TEAM 1-(-3).

**PASSING:** CU – Stoudt 3-11-3-19, Watson 4-6-0-21, Schuessler 4-4-0-19. GT – Thomas 8-11-0-102.

**RECEIVING:** CU – Scott 3-19, Gallman 3-8, Seckinger 2-7, Peake 1-11, Leggett 1-8, Humphries 1-6. GT – Smelter 5-77, Waller 2-10, Zenon 1-15.

**INTERCEPTIONS:** CU – None. GT – Golden 1-85, White 1-0, Milton 1-62.

**FUMBLES:** CU – None. GT – Zenon 1-1, Laskey 1-1.

**SACKS (UA-AI):** CU – O'Daniel 1-0, Kearse 1-0, Steward 1-0. GT – Marcordes 1-0, Davis 0-1, Nealy 0-1.

**TACKLES:** CU – O'Daniel 10, Jarrett 7, Boulware 5, Goodson 5, Smith 5, Anthony 5, Lawson 4, Watson 4. GT – Davis 13, Nealy 10, Golden 5, White 4, Simmons 4.

# GAME 12 • GEORGIA

	<b>16 GEORGIA TECH</b>	<b>30</b>
	10-2	
	<b>9 GEORGIA</b>	<b>24</b>
	9-3	

Game 12 • November 29, 2014 • Athens, Ga. • Sanford Stadium

ATHENS, Ga. (AP) – Georgia Tech’s players danced on the “G” in the middle of Sanford Stadium, snapped off keepsake twigs from the storied hedges surrounding the field and frolicked with their band and a small contingent of gold-clad fans.

After 13 mostly frustrating years against their biggest rival - and having survived a game filled with bizarre plays - the No. 16 Yellow Jackets weren’t going to shortchange this celebration.

Harrison Butker kicked a career-long 53-yard field goal on the final play of regulation, and D.J. White picked off a pass in overtime to preserve Georgia Tech’s 30-24 victory over No. 8 Georgia.

The rivals combined for three fumbles at the 1-yard line and three blocked kicks. Georgia pulled off a fake field goal, while Georgia Tech recovered a botched kickoff.

Georgia Tech trailed 24-21 after Mason’s 3-yard touchdown pass to Malcolm Mitchell on fourth-and-goal with 18 seconds left. But the Yellow Jackets wound up with good field position after a squib kickoff, Justin Thomas had time to scramble 21 yards into field goal range, and Butker’s kick barely cleared the crossbar.

Zach Laskey put Georgia Tech ahead with his third touchdown run of the game in overtime, but it looked as though the Bulldogs would still pull it out after Butker’s supposedly routine extra point was blocked by Ray Drew.

The Bulldogs had second-and-goal at the 9 when Mason faked a handoff and tried to hit Mitchell again on a quick slant.

This time, White stepped in to make the interception, setting off a wild celebration for the visiting team.

Georgia fumbled twice at the Georgia Tech 1, but the Bulldogs snatched the ball away from Thomas at their own 1. Cornerback Damian Swann took that one 99 yards the other way for a touchdown, the longest fumble return in Bulldogs history.

Each team blocked a field goal, and Georgia kicker Marshall Morgan nearly took a fake field goal all the way to the end zone. Georgia Tech looked to be in position to clinch the victory after Georgia failed to cover a short kickoff, allowing the Yellow Jackets to recover deep in Bulldogs territory with just over 4 minutes remaining.

But Thomas lost control of the ball as he attempted to pump fake on a scramble. Georgia recovered and drove for the go-ahead touchdown.

Thomas and the Yellow Jackets weren’t done.

Laskey rushed for 140 yards on 26 carries, scoring on runs of 4, 8 and 2 yards. Darren Waller hauled in the Yellow Jackets’ other TD on a 7-yard pass from Thomas.

Georgia freshman Nick Chubb had his seventh straight 100-yard game, most of those filling in for star running back Todd Gurley. But Chubb was largely shut down after halftime, gaining only 12 of his 129 yards over the final two quarters and overtime.

Mason was 18 of 28 for 194 yards. His touchdown pass to Mitchell appeared to be the game-winner, but the fifth-year senior walked numbly off the field after his final throw at Sanford Stadium.

## POSTGAME NOTES

- Georgia Tech is now 5-7 all-time in OT games. It was Tech’s first OT win since Nov. 7, 2009 vs. Wake Forest (30-27). Tech had lost its last four OT games prior to Saturday – Utah (2011 Sun Bowl), at Virginia Tech (2012), Miami (2012), and Georgia (2013).
- It was the 109th edition of “Clean, Old-Fashioned Hate” – the most-played rivalry in Georgia Tech history. Georgia leads the all-time series, 64-40-5, and holds a 30-14-1 advantage in Athens.
- The win snapped Tech’s five-game losing streak to Georgia. Tech is now 4-5 in its last nine trips to Athens, including a 2-2 mark under head coach Paul Johnson.
- Georgia Tech has reached the 10-win mark for only the ninth time in school history – 1928 (10-0), 1947 (10-1), 1951 (11-0-1), 1952 (12-0), 1956 (10-1), 1990 (11-0-1), 1998 (10-2), 2009 (11-3), and 2014.
- Damian Swann’s 99-yard fumble return for a touchdown in the third quarter is longest fumble return ever by a Georgia Tech opponent.
- Georgia Tech was held scoreless in the 1Q for the time since Nov. 14, 2013, at Clemson, and the first time in a non-conference game since Nov. 26, 2011, vs. Georgia.
- Senior **Zach Laskey** rushed for a career-high 140 yards and a career-high 3 TDs. His previous career high was 133 yards set earlier this year vs. Miami.
- Sophomore **PK Harrison Butker** kicked a career-long 53-yard field goal to send the game to OT – his career-first made FG of 50+ yards.
- Butker’s kick was the 19th made FG of 50+ yards in Georgia Tech history, and the first since **Travis Bell**’s 51-yard kick vs. Virginia on Sept. 22, 2007.

## SCORING SUMMARY

SCORING	1	2	3	4	OT	F
Georgia Tech	0	7	7	10	6	30
Georgia	7	0	7	10	0	24

1st	10:57	UGA	Nick Chubb 1 run (Marshall Morgan kick)
2nd	0:08	GT	Darren Waller 7 pass from Justin Thomas (Harrison Butker kick)
3rd	8:42	UGA	Damian Swann 99 fumble return (Marshall Morgan kick)
	2:13	GT	Zach Laskey 4 run (Harrison Butker kick)
4th	11:19	UGA	Marshall Morgan 19 FG
	4:22	GT	Zach Laskey 8 run (Harrison Butker kick)
	0:18	UGA	M. Mitchell 3 pass from Hutson Mason (Marshall Morgan kick)
	0:00	GT	Harrison Butker 53 FG
OT	15:00	GT	Zach Laskey 2 run (Harrison Butker kick blocked)

## STATISTICS

TEAM STATS	GT	UGA
FIRST DOWNS	32	21
RUSHES-YARDS (NET)	70-399	39-194
PASSING YDS (NET)	64	194
Passes Comp-Att-Int	6-16-0	18-28-1
TOTAL OFFENSE PLAYS-YARDS	86-463	67-388
Fumble Returns-Yards	0-0	1-99
Punt Returns-Yards	0-0	1-1
Kickoff Returns-Yards	4-54	1-5
Interception Returns-Yards	1-0	0-0
Punts (Number-Avg)	3-41.3	1-41.0
Fumbles-Lost	3-2	2-2
Penalties-Yards	5-24	2-20
Possession Time	36:23	23:37
Third-Down Conversions	8 of 16	4 of 11
Fourth-Down Conversions	2 of 2	4 of 4
Red-Zone Scores-Chances	4-7	3-6

## INDIVIDUAL STATISTICS

**RUSHING:** GT – Laskey 26-140, Days 16-94, Hill 5-56, Perkins 6-48, Thomas 12-34, Andrews 3-22, Smelter 1-7, Zenon 1(-)-2). UGA – Chubb 25-129, Michel 9-49, Morgan 1-28, TEAM 1(-)-11, McKenzie 1(-)-2), Mason 2(-)-9).

**PASSING:** GT – Thomas 6-16-0-64, UGA – Mason 18-28-1-194.

**RECEIVING:** GT – Smelter 3-44, Hill 2-13, Waller 1-7. UGA – Mitchell 7-56, Conley 3-45, Chubb 3-36, Rumph 2-28, Rome 2-23, Blazevich 1-6.

**INTERCEPTIONS:** GT – White 1-0. UGA – None.


**FUMBLES:** GT – Thomas 2-2, Days 1-0. UGA – Chubb 1-1, Michel 1-1.

**SACKS (UA-AI):** GT – Freeman 1-0, McNair 1-0. UGA – None.

**TACKLES:** GT – Johnson 10, Nealy 9, Davis 7, Marcordes 7, Smith 6, Milton 5, Freeman 5. UGA – Wilson 19, Herrera 19, Swann 10, Drew 9, Carter 8, Floyd 7.



## GAME 13 • FLORIDA STATE

	<b>4 FLORIDA STATE</b>	<b>37</b>
	<b>13-0</b>	
	<b>11 GEORGIA TECH</b>	<b>35</b>
	<b>10-3</b>	

Game 13 • December 6, 2014 • Charlotte, N.C. • Bank of America Stadium

CHARLOTTE, N.C. (AP) – Florida State finished the season unbeaten as Jameis Winston threw for 309 yards and three touchdowns, and the second-ranked Seminoles held off No. 12 Georgia Tech 37-35 to win their third consecutive ACC championship.

Rashad Greene had seven catches for 123 yards and two scores and freshman Dalvin Cook had 220 yards from scrimmage and a touchdown in his first college start to help extend the Seminoles' winning streak to 29 games.

Nick O'Leary added three catches for 97 yards and a touchdown.

Synjyn Days ran for 67 yards and three touchdowns and Justin Thomas ran for 104 yards threw for a score for Georgia Tech, which rushed for 331 yards.

The turning point came with 7:47 left in the game when Georgia Tech Coach Paul Johnson went for it on fourth and 5 near midfield.

The gamble failed when Thomas' pass to Darren Waller was underthrown. Until then, the Yellow Jackets had run the ball 58 times and thrown it just five.

Florida State quickly took advantage, moving into field goal range for Roberto Aguayo. He converted his third field goal the second half from 28 yards to make it a two-possession game at 37-28 with 4:28 left.

The Seminoles sealed the game when LaMarcus Brutus intercepted Thomas on a fourth down heave with 3:22 remaining.

Georgia Tech scored on a 25-yard TD strike from Thomas to Darren Waller to make the game close with 1:47 left. The Yellow Jackets attempted an onside kick, but Florida State recovered and ran out the clock.

The Yellow Jackets opened the game with 26 straight running plays and scored on touchdown drives of 71, 75 and 75 yards. But the game started to turn near the end of the second quarter when the Seminoles finally managed a defensive stop near midfield and forced a punt.

Winston quickly moved the Seminoles 75 yards in less than two minutes, finding Greene in the left corner of the end zone for a 9-yard touchdown to give his team its first lead at 28-21 with 30 seconds left in the first half.

## POSTGAME NOTES

- Georgia Tech made its fourth ACC Football Championship Game appearance (2006, 2009, 2012, 2014) and its third in six years. Tech is 1-3 in the ACC Football Championship Game. All four games have been decided by five points or less.
- Georgia Tech is 32-32 all-time when playing in a pro venue, including a 56-28 win earlier this season over Pitt at the Steelers' Heinz Field.
- Georgia Tech is the first team to score TDs in each of its first two possessions in ACC Championship game history.
- Florida State (4) and Georgia Tech (11) have the lowest combined Top 25 rank in ACC Football Championship Game history.
- Georgia Tech played a Top 25 team for the third consecutive week (first time since 1998).
- This is the first game the Jackets have played a reigning or current Heisman Trophy winner since Florida's Steve Spurrier in the 1967 Orange Bowl.
- Georgia Tech broke the school record for touchdowns scored in a season, scoring five TDs against Florida State to surpass the previous mark of 63 set in 2012.
- Georgia Tech rushed for 331 yards, the second most in an ACC Championship game. The only total that is higher is the 333 rushing yards by the Jackets in 2009 against Clemson.
- Georgia Tech had 331 yards rushing, which marks the first 300-yard rushing game against Florida State since 2009 (Florida, 311).
- Georgia Tech's 35 points scored and 465 yards of total offense were the most by the losing team in the ACC Championship Game.

## SCORING SUMMARY

SCORING		1	2	3	4	OT	F
Florida State		7	21	3	6	-	37
Georgia Tech		14	7	7	7	-	35

1st	9:50	GT	Synjyn Days 1 run (Harrison Butker kick)
	7:42	FSU	Nick O'Leary 46 pass from Jameis Winston (Roberto Aguayo kick)
	1:45	GT	Synjyn Days 1 run (Harrison Butker kick)
2nd	14:10	FSU	Dalvin Cook 1 run (Roberto Aguayo kick)
	8:02	GT	Zach Laskey 4 run (Harrison Butker kick)
	5:40	FSU	Rashad Greene 44 pass from Jameis Winston (Roberto Aguayo kick)
	0:30	FSU	Rashad Greene 9 pass from Jameis Winston (Roberto Aguayo kick)
3rd	8:01	GT	Synjyn Days 1 run (Harrison Butker kick)
	3:13	FSU	Roberto Aguayo 33 FG
4th	10:25	FSU	Roberto Aguayo 32 FG
	4:28	FSU	Roberto Aguayo 28 FG
	1:47	GT	Darren Waller 25 pass from Justin Thomas (Harrison Butker kick)

## STATISTICS

TEAM STATS	FSU	GT
FIRST DOWNS	24	28
RUSHES-YARDS (NET)	33-179	59-331
PASSING YDS (NET)	309	134
Passes Comp-Att-Int	21-30-0	8-14-1
TOTAL OFFENSE PLAYS-YARDS	63-488	73-465
Fumble Returns-Yards	0-0	0-0
Punt Returns-Yards	0-0	1-1
Kickoff Returns-Yards	3-79	3-45
Interception Returns-Yards	1-4	0-0
Punts (Number-Avg)	2-42.0	2-34.5
Fumbles-Lost	0-0	0-0
Penalties-Yards	5-45	3-20
Possession Time	25:05	34:55
Third-Down Conversions	7 of 12	5 of 10
Fourth-Down Conversions	0 of 0	1 of 2
Red-Zone Scores-Chances	5-5	4-4

## INDIVIDUAL STATISTICS

**RUSHING:** FSU – Cook 31-177, Winston 1-5, TEAM 1-(3). GT – Thomas 11-104, Days 19-67, Perkins 9-64, Laskey 11-40, Andrews 3-24, Hill 3-19, Bostic 2-7, Zenon 1-6.

**PASSING:** FSU – Winston 21-30-0-309. GT – Thomas 8-14-1-134.

**RECEIVING:** FSU – Greene 7-123, Cook 5-43, Rudolph 5-40, O'Leary 3-97, Stevenson 1-6. GT – Waller 5-73, Hill 1-27, Bostic 1-24, Days 1-10.

**INTERCEPTIONS:** FSU – Brutus 1-4. GT – None.

**FUMBLES:** FSU – None. GT – None.

**SACKS (UA-A):** FSU – None. GT – None.

**TACKLES:** FSU – Northrup 12, Andrews 10, P.J. Williams 9, Hollin 7, Ramsey 6, Nnadi 6. GT – Davis 11, Smith 10, Golden 7, Nealy 6, Freeman 5, Gotsis 4.

# BOWL GAME HISTORY

## GEORGIA TECH ALL-TIME BOWL RESULTS (23-19)

DATE	BOWL	CITY	RESULT	NOTE
Jan. 1, 1929	Rose Bowl	Pasadena, Calif.	Georgia Tech 8	Cal 7
Jan. 1, 1940	Orange Bowl	Miami, Fla.	Georgia Tech 21	Missouri 7
Jan. 1, 1943	Cotton Bowl	Dallas, Texas	Texas 14	Georgia Tech 7
Jan. 1, 1944	Sugar Bowl	New Orleans, La.	Georgia Tech 20	Tulsa 18
Jan. 1, 1945	Orange Bowl	Miami, Fla.	Tulsa 26	Georgia Tech 12
Jan. 1, 1947	Oil Bowl	Houston, Texas	Georgia Tech 41	Saint Mary's 19
Jan. 1, 1948	Orange Bowl	Miami, Fla.	Georgia Tech 20	Kansas 14
Jan. 1, 1952	Orange Bowl	Miami, Fla.	Georgia Tech 17	Baylor 14
Jan. 1, 1953	Sugar Bowl	New Orleans, La.	Georgia Tech 24	Ole Miss 7
Jan. 1, 1954	Sugar Bowl	New Orleans, La.	Georgia Tech 42	West Virginia 19
Jan. 2, 1955	Cotton Bowl	Dallas, Texas	Georgia Tech 14	Arkansas 6
Jan. 2, 1956	Sugar Bowl	New Orleans, La.	Georgia Tech 7	Pitt 0
Dec. 29, 1956	Gator Bowl	Jacksonville, Fla.	Georgia Tech 21	Pitt 14
Jan. 2, 1960	Gator Bowl	Jacksonville, Fla.	Arkansas 14	Georgia Tech 7
Dec. 30, 1961	Gator Bowl	Jacksonville, Fla.	Penn State 30	Georgia Tech 15
Dec. 22, 1962	Bluebonnet Bowl	Houston, Texas	Missouri 14	Georgia Tech 10
Dec. 31, 1965	Gator Bowl	Jacksonville, Fla.	Georgia Tech 31	Texas Tech 21
Jan. 2, 1967	Orange Bowl	Miami, Fla.	Florida 27	Georgia Tech 12
Dec. 19, 1970	Sun Bowl	El Paso, Texas	Georgia Tech 17	Texas Tech 9
Dec. 30, 1971	Peach Bowl	Atlanta, Ga.	Ole Miss 41	Georgia Tech 18
Dec. 18, 1972	Liberty Bowl	Memphis, Tenn.	Georgia Tech 31	Iowa State 30
Dec. 25, 1978	Peach Bowl	Atlanta, Ga.	Purdue 41	Georgia Tech 21
Dec. 31, 1985	All-American Bowl	Birmingham, Ala.	Georgia Tech 17	Michigan State 14
Jan. 1, 1991	Florida Citrus Bowl	Orlando, Fla.	Georgia Tech 45	Nebraska 21
Dec. 25, 1991	Aloha Bowl	Honolulu, Hawai`i	Georgia Tech 18	Stanford 17
Dec. 29, 1997	Carquest Bowl	Miami Gardens, Fla.	Georgia Tech 35	West Virginia 30
Jan. 1, 1999	Gator Bowl	Jacksonville, Fla.	Georgia Tech 35	Notre Dame 28
Jan. 1, 2000	Gator Bowl	Jacksonville, Fla.	Miami 28	Georgia Tech 13
Dec. 29, 2000	Chick-fil-A Bowl	Atlanta, Ga.	LSU 28	Georgia Tech 14
Dec. 27, 2001	Seattle Bowl	Seattle, Wash.	Georgia Tech 24	Stanford 14
Dec. 31, 2002	Silicon Valley Classic	San Jose, Calif.	Fresno State 30	Georgia Tech 21
Jan. 4, 2004	Humanitarian Bowl	Boise, Idaho	Georgia Tech 52	Tulsa 10
Dec. 21, 2004	Champs Sports Bowl	Orlando, Fla.	Georgia Tech 51	Syracuse 14
Dec. 29, 2005	Emerald Bowl	San Francisco, Calif.	Utah 38	Georgia Tech 10
Jan. 1, 2007	Gator Bowl	Jacksonville, Fla.	West Virginia 38	Georgia Tech 35
Dec. 31, 2007	Humanitarian Bowl	Boise, Idaho	Fresno State 40	Georgia Tech 28
Dec. 31, 2008	Chick-fil-A Bowl	Atlanta, Ga.	LSU 38	Georgia Tech 3
Jan. 5, 2010	FedEx Orange Bowl	Miami Gardens, Fla.	Iowa 24	Georgia Tech 14
Dec. 27, 2010	Independence Bowl	Shreveport, La.	Air Force 14	Georgia Tech 7
Dec. 31, 2011	Hyundai Sun Bowl	El Paso, Texas	Utah 30	Georgia Tech 27 (OT)
Dec. 31, 2012	Hyundai Sun Bowl	El Paso, Texas	Georgia Tech 21	USC 7
Dec. 30, 2013	Music City Bowl	Nashville, Tenn.	Ole Miss 25	Georgia Tech 17

### BEST WINNING PERCENTAGE

Entering 2014-15 Bowls

PCT	W-L-T	TEAM
.667	32-16-0	USC
.657	23-12-0	Ole Miss
.634	25-14-2	Florida State
.606	28-18-1	Oklahoma
.605	22-14-2	Auburn
.592	34-23-3	Alabama
.582	27-19-3	Georgia
.579	21-15-2	Penn State
<b>.548</b>	<b>23-19-0</b>	<b>GEORGIA TECH</b>

### MOST BOWL VICTORIES

Entering 2014-15 Bowls

TEAM
Alabama
USC
Oklahoma
Georgia
Texas
Florida State
Nebraska
Tennessee
<b>GEORGIA TECH</b>
LSU
Ole Miss

### MOST BOWL VICTORIES

Including 2014-15 Bowls

W	TEAM	APP
34	Alabama	61
32	Texas	53
28	Nebraska	51
27	Georgia	50
27	Tennessee	50
25	USC	49
25	Oklahoma	48
25	LSU	46
<b>23</b>	<b>Ohio State</b>	<b>44</b>
23	Michigan	43
<b>23</b>	<b>GEORGIA TECH</b>	<b>43</b>



# GEORGIA TECH BOWL RECORDS

## TEAM BOWL RECORDS

Points	52 vs. Tulsa (2004 Humanitarian)
Fewest Points Allowed	0 vs. Pittsburgh (1956 Sugar)
Total Offense	514 vs. Syracuse (2004 Champs)
Fewest Total Offense Allowed	66 vs. California (1929 Rose)
Rushing	371 vs. Tulsa (2004 Humanitarian)
Fewest Rushing Yards Allowed	- 52 vs. Tulsa (2004 Humanitarian)
Rushing Attempts	79 vs. Texas Tech (1965 Gator)
Fewest Rushing Attempts Allowed	22 vs. Texas Tech (1965 Gator); vs. West Virginia (1997 Carquest); vs. USC (2012 Hyundai Sun)
Passing Yards	326 vs. West Virginia (2007 Gator)
Fewest Passing Yards Allowed	0 vs. Missouri (1962 Bluebonnet)
Pass Completions	23 vs. Stanford (2001 Seattle)
Fewest Pass Completions Allowed	0 vs. Missouri (1962 Bluebonnet)
Pass Attempts	40 vs. Miami (2000 Gator)
Fewest Pass Attempts Allowed	0 vs. Missouri (1962 Bluebonnet)

## INDIVIDUAL BOWL RECORDS

Yards Rushing	307*, P.J. Daniels vs. Tulsa, (2004 Humanitarian)
Rushing Attempts	33, Lenny Snow vs. Texas Tech (1965 Gator Bowl)
Pass Attempts	40, Joe Hamilton vs. Miami, (2000 Gator)
Pass Completions	23, George Godsey vs. Stanford (2001 Seattle)
Yards Passing	326, Taylor Bennett vs. West Virginia (2007 Gator)
Completion Percentage	.733 (11-15), Tevin Washington vs. Utah (2011 Sun); .696 (16-23), Shawn Jones vs. Nebraska (1991 Citrus)
Total Offense	356 (274 pass, 82 rush), Joe Hamilton vs. West Virginia (1997 Carquest)
Receptions	10, Kelly Campbell vs. Stanford, (2001 Seattle)
Yards Receiving	186, Calvin Johnson vs. West Virginia (2007 Gator)
Touchdowns	4, P.J. Daniels vs. Tulsa (2004 Humanitarian)
TDs Rushing	4, P.J. Daniels vs. Tulsa (2004 Humanitarian)
TD Passes	3, Jim Still vs. Kansas (1948 Orange); Pepper Rodgers vs. WVU (1954 Sugar); Jim Stevens vs. Iowa St. (1972 Liberty); Joe Hamilton vs. Notre Dame (1999 Gator); Taylor Bennett vs. WVU (2007 Gator)
TD Receptions	2, George Brodnax vs. St. Mary's (1947 Oil); Jim Patton vs. Kansas (1948 Orange); Dez White vs. Notre Dame (1999 Gator); Calvin Johnson vs. WVU (2007 Gator)
Points	24, P.J. Daniels vs. Tulsa (2004 Humanitarian)
Points by Kicking	9, Scott Sisson vs. Nebraska (1991 Citrus); Justin Moore vs. Utah (2011 Sun)
Field Goals	2, Luke Manget vs. Miami (2000 Gator); Justin Moore vs. Utah (2011 Sun)
PATs	7, Travis Bell vs. Syracuse (2004 Champs)
Interceptions	2, Tom Bleick vs. Texas Tech (1965 Gator); Rick Lewis vs. Texas Tech (1970 Sun)
Tackles	16, Ron Rogers vs. West Virginia (1997 Carquest)
Longest Run	68 yards (TD), Joseph Auer vs. Penn State (1961 Gator)
Longest Pass	80 yards (TD), Reggie Ball to Nate Curry (2004 Champs)
Longest Field Goal	40 yards, David Bell vs. Michigan State (1985 All-American)
Longest Interception Return	74 yards, Quayshawn Nealy vs. Utah (2011 Sun); 73 yards, W.P. McHugh vs. St. Mary's (1947 Oil Bowl)
Longest Kickoff Return	43 yards, Drew Hill vs. Purdue (1978 Peach)
Longest Punt Return	63 yards, Willie Clay vs. Stanford (1991 Aloha)
Longest Punt:	67 yards, Jason Bender vs. Stanford (1991 Aloha)
Best Punting Average	49.1 (7 punts), Chandler Anderson vs. Iowa (2010 Orange)

\* FBS Bowl Record

## INDIVIDUAL CAREER LEADERS

Rushing Attempts	68 by P.J. Daniels (3)
Rushing Yards	535 by P.J. Daniels (3)
Pass Completions	53 by Joe Hamilton (3)
Pass Attempts	96 by Joe Hamilton (3)
Passing Yards	756 by Joe Hamilton (3)
TD Passes	5 by Pepper Rodgers (2)
Total Offense	906 by Joe Hamilton (3)
Receptions	18 by Kelly Campbell (4)
Receiving Yards	266 by Calvin Johnson (3)
Touchdowns	6 by P.J. Daniels (3)

# UPDATED GEORGIA TECH RECORD BOOK

## TEAM, SEASON

### GENERAL

Most Games Played	14 (7-7)	2012
	14 (11-3)	2009
	14 (9-5)	2006
Most Games Won	12 (12-0)	1952
Most Games Won/ACC Season	(7-1)	2009, 2006, 1998
Most Games Lost	10 (1-10)	1994
	10 (1-10)	1981
Most Games Lost/ACC Season	8 (0-8)	1994

### SCORING

Most Points Scored	481	2014
Historic	491	1917
Highest Scoring Average	40.7	1999
Historic	66.0	1918
Most Touchdowns	65	2014
Most Rushing Touchdowns	48	2012
Most Passing Touchdowns	29	1999
Most Defensive Touchdowns	7	1998
Most Fumble Return Touchdowns	7	1998*
		*NCAA Record
Most Punt Return Touchdowns	3	1965
Most Kickoff Return Touchdowns	2	1978, 2012
Most Interception Return Touchdowns	5	2014
Most Two-Point Conversions	4	1968
Most Two-Point Conversion Attempts	7	2001
Most Safeties Recorded	2	1951, 1952, 1953, 1991

### RUSHING

Most Rushing Attempts	808	2012
Fewest Rushing Attempts	349	1994
Most Rushing Yards	4,357	2012
Most Rushing Yards Per Game	329.7	1975
Fewest Rushing Yards	629	1968
Fewest Rushing Yards Per Game	62.9	1968
Most Rushing Yards Per Attempt	5.74 (717-4,114)	2011

### PASSING

Most Pass Attempts	413	2001
Fewest Pass Attempts	46	1975
Most Pass Completions	264	2001
Fewest Pass Completions	23	1977
Most Passing Yards	3,347	2001
Fewest Passing Yards	344	1977
Most Passing Yards Per Game	283.4	1999
Most Interceptions Thrown	23	1970
Most Yards Per Pass Completion (200+ attempts)	15.0	1999
Most Yards Per Pass Completion (150+ attempts)	22.7	2009
Most Yards Per Pass Attempt (200+ attempts)	9.8	1999
Most Yards Per Pass Attempt (150+ attempts)	10.6	2009

### TOTAL OFFENSE

Most Offensive Plays	1,002	2012
Most Total Offense Yards	6,175	2012
Fewest Total Offense Yards	1,933	1957
Most Total Offense Per Game	509.0	1999
Fewest Total Offense Per Game	193.3	1957
Most Total Offense Per Play	6.81	1999
Most First Downs	324	2014
Fewest First Downs	109	1959
Most First Downs by Rushing	237	2014
Most First Downs by Passing	142	2000

### KICKING/PUNTING

Most Points by Kicking	107	2007
Most Field Goals Made	23	2007
Most Field Goals Attempted	28	2001, 2007
Most PATs Made	60	2013
Most Punts	89	1980
Highest Punting Average	45.64	1997
Highest Net Punting Average	40.96	1997

### RETURNS

Most Kickoff Returns	54	2009
Most Kickoff Return Yards	1,176	2009
Highest Kickoff Return Average	26.9	1957
Most Punt Returns	54	1952
Most Punt Return Yards	564	1951
Highest Punt Return Average	23.0	1965

### TURNOVERS/PENALTIES

Most Fumbles	51	1951
Fewest Fumbles	11	1985
Fewest Fumbles Lost	4	1955
Most Opponent Fumbles	28	2010
Most Opponent Fumbles Recovered	15	2007, 2000
Highest Turnover Margin	+18	2000
Highest Turnover Margin Per Game	+1.64	2000
Most Penalties	95	2002
Fewest Penalties	24	1964
Most Penalty Yards	792	2002
Fewest Penalty Yards	211	1964

### DEFENSE

Most Interceptions	30	1969
Most Interception Return Yards	437	1972
Most Sacks	45	1990, 1991
Fewest Total Offense Yards Allowed	1,513	1948
Most Total Offense Yards Allowed	5,236	2012
Fewest Total Offense Allowed Per Game	151.3	1948
Fewest First Downs Allowed	86	1948
Most First Downs Allowed	270	2012
Fewest Rushing Yards Allowed	749	1948
Most Rushing Yards Allowed	2,732	1982
Fewest Rushing Yards Allowed Per Game	74.9	1948
Fewest Passing Yards Allowed	334	1957
Most Passing Yards Allowed	3,259	1997
Fewest Passing Yards Allowed Per Game	33.4	1957
Fewest Pass Completions Allowed	31	1957
Most Pass Completions Allowed	269	2012
Fewest Opponent Pass Attempts	73	1957
Most Opponent Pass Attempts	461	2006
Fewest Points Allowed	33	1956
Historic	5	1901
Most Points Allowed	396	2012
Fewest Points Allowed Per Game	3.3	1956
Historic	1.0	1901

## TEAM, GAME

### SCORING

Most Points Scored	70 vs. Elon, Aug. 31, 2013
	70 vs. Navy, Sept. 8, 2001
ACC Game	68 vs. North Carolina, Nov. 10, 2012
Historic	222 vs. Cumberland, Oct. 7, 1916
Most Points in a Half	52 (1st) vs. Alabama A&M, Nov. 23, 2013
ACC Half	40 (2nd) vs. North Carolina, Nov. 10, 2012
Historic	126 (1st) vs. Cumberland, Oct. 7, 1916
Most Points in a Quarter	32 (4th) vs. Chattanooga, Nov. 9, 1985
ACC Quarter	30 (3rd) vs. North Carolina, Nov. 10, 2012
Historic	63 (1st) vs. Cumberland, Oct. 7, 1916
	63 (2nd) vs. Cumberland, Oct. 7, 1916





# UPDATED GEORGIA TECH RECORD BOOK

<b>Largest Margin of Victory</b>	70 (70-0) vs. Elon, Aug. 31, 2013
ACC Game	.56 (56-0) vs. Syracuse, Oct. 19, 2013
Historic	222 (222-0) vs. Cumberland, Oct. 7, 1916
<b>Largest Halftime Lead</b>	52 (52-0) vs. Alabama A&M, Nov. 23, 2013
ACC Game	38 (38-0) vs. Duke, Sept. 26, 1996
Historic	126 (126-0) vs. Cumberland, Oct. 7, 1916
<b>Largest Margin of Defeat</b>	55 (14-69) vs. Notre Dame, Nov. 5, 1977
ACC Game	51 (0-51) vs. Florida State, Oct. 2, 1993
<b>Most Touchdowns</b>	10 vs. Elon, Aug. 31, 2013
ACC Game	10 vs. Navy, Sept. 8, 2001
	9 vs. North Carolina, Nov. 10, 2012
	9 vs. Wake Forest, Nov. 21, 1998
Historic	32 vs. Cumberland, Oct. 7, 1916
<b>Most Rushing Touchdowns</b>	9 vs. Samford, Sept. 8, 2007
ACC Game	7, four times (most recent: vs. Syracuse, 2013)
<b>Most Passing Touchdowns</b>	5 vs. Duke, Nov. 18, 2006
	5 vs. Clemson, Nov. 13, 1999
	5 vs. Rice, Sept. 30, 1972
ACC Game	5 vs. Duke, Nov. 18, 2006
	5 vs. Clemson, Nov. 13, 1999
<b>Most Defensive Touchdowns</b>	2, nine times (most recent: at NC State, Nov. 8, 2014)
ACC Game	2 vs. Wake Forest, Nov. 17, 1990
	2 vs. Duke, Sept. 26, 1996
	2 vs. NC State, Oct. 10, 1998
	2 at NC State, Nov. 8, 2014
<b>Most Punt Return Touchdowns</b>	2 vs. Navy, Oct. 23, 1965
<b>Most Kickoff Return Touchdowns</b>	1, 13 times
<b>Most Interception Return Touchdowns</b>	2 vs. Elon, Aug. 31, 2013
	2 vs. Samford, Sept. 9, 2006
	2 vs. Tulane, Oct. 22, 1966
<b>Most Fumble Return Touchdowns</b>	1, 31 times (most recent: at NC State, Nov. 8, 2014)
<b>Most Two-Point Conversions</b>	3 vs. Duke, Nov. 2, 1968
ACC Game	2 vs. Wake Forest, Nov. 20, 1999
<b>Most Two-Point Conversion Attempts</b>	4 vs. Georgia, Nov. 27, 1975
ACC Game	3 vs. Clemson, Sept. 29, 2001
	3 vs. Virginia, Nov. 10, 2001
<b>Most Safeties Recorded</b>	1, 18 times
<b>Most Players to Score a Touchdown</b>	9 vs. Elon, Aug. 31, 2013
<b>Most Players to Rush for a Touchdown</b>	6, five times
<b>Most Players to Catch a Touchdown Pass</b>	4 vs. Georgia, Nov. 27, 1999
	4 vs. Clemson, Nov. 13, 1999
<b>Most Players to Throw a Touchdown Pass</b>	3 vs. North Carolina, Nov. 17, 2007
	3 vs. Tulane, Oct. 27, 1956

## RUSHING

<b>Most Rushing Attempts</b>	86 vs. Virginia, Oct. 2, 1976
ACC Game	76 vs. Boston College, Oct. 20, 2012
<b>Fewest Rushing Attempts</b>	19 vs. Arizona, Sept. 1, 1994
	19 vs. North Carolina, Oct. 8, 1994
ACC Game	19 vs. North Carolina, Oct. 8, 1994
<b>Most Rushing Yards</b>	604 vs. Kansas, Sept. 17, 2011
ACC Game	479 at NC State, Nov. 8, 2014
<b>Fewest Rushing Yards</b>	-42 vs. Notre Dame, Nov. 16, 1968
ACC Game	5 vs. Florida State, Nov. 5, 1994

## PASSING

<b>Most Pass Attempts</b>	63 vs. Tennessee, Oct. 12, 1968
ACC Game	57 vs. Clemson, Oct. 28, 2000
<b>Fewest Pass Attempts</b>	0 vs. Tennessee, Oct. 8, 1977
	0 vs. Notre Dame, Nov. 6, 1976
ACC Game	4 vs. Maryland, Nov. 3, 2012
	4 vs. North Carolina, Sept. 18, 2010
<b>Most Pass Completions</b>	39 vs. Virginia, Nov. 10, 2001
ACC Game	39 vs. Virginia, Nov. 10, 2001
<b>Fewest Pass Completions</b>	0, 13 times since 1953
ACC Game	1 vs. Virginia Tech, Oct. 17, 2009
<b>Highest Completion Percentage</b>	100.0, four times
10+ Attempts	.880 (22-25) vs. Florida State, Sept. 11, 1999
<b>Most Passing Yards</b>	486 vs. Virginia, Nov. 10, 2001
ACC Game	486 vs. Virginia, Nov. 10, 2001

<b>Fewest Passing Yards</b>	0, 13 times since 1953
ACC Game	24 vs. Virginia, Oct. 15, 2011
<b>Most Interceptions Thrown</b>	7 vs. Wake Forest, Nov. 21, 1987
ACC Game	7 vs. Wake Forest, Nov. 21, 1987
<b>Most Yards Per Pass Completion</b>	51.0 (1) vs. Virginia Tech, Oct. 17, 2009
<b>Most Yards Per Pass Attempt</b>	42.0 (1) vs. Air Force, Oct. 1, 1977
ACC Game	19.4 (11) vs. Duke, Nov. 14, 2009

## TOTAL OFFENSE

<b>Most Offensive Plays</b>	97 vs. South Carolina, Sept. 12, 1970
	97 vs. Clemson, Oct. 28, 2000
ACC Game	97 vs. Clemson, Oct. 28, 2000
<b>Most Total Offense Yards</b>	768 vs. Kansas, Sept. 17, 2011
ACC Game	627 vs. Virginia, Nov. 9, 2000
<b>Fewest Total Offense Yards</b>	33 vs. SMU, 1953
ACC Game	110 vs. Florida State, 1993
<b>Most Total Offense Per Play</b>	13.5 vs. Kansas, Sept. 17, 2011
ACC Game	9.6 vs. Virginia, Sept. 15, 2012
<b>Fewest Total Offense Per Play</b>	2.1 vs. Notre Dame, Nov. 8, 1980
	2.1 vs. Alabama, Nov. 18, 1961
ACC Game	2.2 vs. Florida State, Oct. 2, 1993
<b>Most First Downs</b>	34 vs. Virginia, Nov. 9, 2000
ACC Game	34 vs. Virginia, Nov. 9, 2000
<b>Fewest First Downs</b>	3 vs. SMU, Oct. 3, 1953
ACC Game	6 vs. Virginia Tech, Sept. 24, 2005
<b>Most First Downs by Rushing</b>	27 at Georgia, Nov. 29, 2014
ACC Game	24 vs. Boston College, Oct. 20, 2012
<b>Most First Downs by Passing</b>	22 vs. Virginia, Nov. 10, 2001
	22 vs. Clemson, Oct. 28, 2000
	22 vs. Virginia, Nov. 10, 2001
ACC Game	22 vs. Clemson, Oct. 28, 2000
<b>Biggest First Down Margin</b>	+22 (28-6) vs. Texas A&M, Sept. 17, 1966
<b>Most Third-Down Conversions</b>	14 (of 19) vs. Virginia, Nov. 9, 2000
<b>Most Third-Down Attempts</b>	23, three times (most recent: vs. Maryland, 2001)
<b>Fewest Third-Down Conversions</b>	0 (of 10) vs. BYU, Oct. 27, 2012
	0 (of 13) vs. North Carolina, Oct. 4, 1980
<b>Highest Percentage of Third-Down Attempts</b>	.889 (8 of 9) vs. Elon, Aug. 31, 2013
<b>Most Fourth-Down Conversions</b>	5, three times (most recent: vs. Auburn, 1986)
<b>Most Fourth-Down Attempts</b>	7 vs. Georgia, Nov. 24, 2012
	7 vs. LSU, Oct. 13, 1956
<b>Highest Time of Possession</b>	43:45 vs. Boston College, Oct. 20, 2012
<b>Lowest Time of Possession</b>	16:38 vs. Alabama, Sept. 8, 1979
<b>Longest Scoring Drive (Plays)</b>	20, five times (most recent: vs. Miami, 2011)
<b>Longest Scoring Drive (Time)</b>	10:47 (td) vs. Virginia, Oct. 24, 2009

## KICKING/PUNTING

<b>Most Points by Kicking</b>	18 vs. Citadel, Sept. 18, 1982
Historic	30 vs. Cumberland, Oct. 7, 1916
<b>Most Field Goals Made</b>	5 vs. Citadel, Sept. 18, 1982
ACC Game	4 vs. Clemson, Sept. 29, 2001
	4 vs. Florida State, Oct. 17, 1992
<b>Most Field Goals Attempted</b>	7 vs. NC State, Oct. 20, 2001
ACC Game	7 vs. NC State, Oct. 20, 2001
<b>Most Field Goals Missed</b>	5 vs. NC State, Oct. 20, 2001
ACC Game	5 vs. NC State, Oct. 20, 2001
<b>Most PATs Made</b>	10 vs. Elon, Aug. 31, 2013
	10 vs. Navy, Sept. 8, 2001
ACC Game	9 vs. Wake Forest, Nov. 21, 1998
Historic	30 vs. Cumberland, Oct. 7, 1916
<b>Most PATs Missed</b>	3, three times (most recent: vs. Duke, 1993)
<b>Most Punts</b>	12, four times
ACC Game	12 vs. Florida State, Oct. 18, 1997
	12 vs. Clemson, Sept. 26, 1987
Historic	21 vs. Florida, Nov. 19, 1938
<b>Highest Punting Average</b>	55.5 (2) vs. Clemson, Sept. 29, 2001

# UPDATED GEORGIA TECH RECORD BOOK

## RETURNS

<b>Most Kickoff Returns</b>	11 vs. Notre Dame, Nov. 5, 1977
<b>ACC Game</b>	9 vs. Clemson, Nov. 14, 2013
<b>Most Kickoff Return Yards</b>	284 (11) vs. Notre Dame, Nov. 5, 1977
<b>ACC Game</b>	236 (6) vs. Duke, Oct. 27, 1990
<b>Highest Kickoff Return Average</b>	60.5 (2) vs. Tulane, Oct. 26, 1957
<b>ACC Game</b>	52.0 (3) vs. Maryland, Oct. 31, 1998
<b>Most Punt Returns</b>	9 vs. Citadel, Sept. 1, 2001
<b>ACC Game</b>	8 vs. Duke, Nov. 16, 2002
	8 vs. Florida State, Nov. 9, 2002
	8 vs. Duke, Oct. 6, 2001
<b>Most Punt Return Yards</b>	249 (5) vs. Navy, Oct. 23, 1965
<b>ACC Game</b>	117 (6) vs. Virginia, Oct. 17, 1998
<b>Highest Punt Return Average</b>	68.0 (2) vs. South Carolina, Sept. 16, 1972
<b>ACC Game</b>	42.0 (2) vs. Miami, Sept. 22, 2012
	42.0 (2) vs. Virginia, Nov. 22, 2003

## TURNOVERS/PENALTIES

<b>Most Fumbles</b>	8 vs. Clemson, Oct. 7, 1967
	8 vs. Kentucky, Sept. 20, 1958
	8 vs. SMU, Sept. 28, 1957
<b>ACC Game</b>	6, four times
<b>Most Fumbles Lost</b>	6 vs. Tennessee, Oct. 12, 1968
<b>ACC Game</b>	4 vs. North Carolina, Nov. 17, 2007
	4 vs. North Carolina, Oct. 9, 1999
	4 vs. Wake Forest, Nov. 19, 1994
<b>Most Turnovers</b>	10 vs. Duke, Oct. 30, 1976
<b>ACC Game</b>	8 vs. Wake Forest, Nov. 21, 1987
<b>Most Penalties</b>	19 vs. Florida State, Sept. 9, 2000
<b>ACC Game</b>	19 vs. Florida State, Sept. 9, 2000
<b>Fewest Penalties</b>	0, six times (most recent: vs. Syracuse, 2013)
<b>ACC Game</b>	0 vs. Syracuse, Oct. 19, 2013
<b>Most Penalty Yards</b>	140 vs. Florida State, Sept. 9, 2000
<b>ACC Game</b>	140 vs. Florida State, Sept. 9, 2000
<b>Fewest Penalty Yards</b>	0, six times (most recent: vs. Syracuse, 2013)
<b>ACC Game</b>	0 vs. Syracuse, Oct. 19, 2013

## DEFENSE

<b>Most Interceptions</b>	8 vs. Georgia, Dec. 1, 1951
	8 vs. St. Mary's, Jan. 1, 1947
<b>ACC Game</b>	4, seven times
<b>Most Interception Return Yards</b>	173 (3) vs. Elon, Aug. 31, 2013
<b>ACC Game</b>	137 (4) vs. Wake Forest, Nov. 17, 1990
<b>Most Sacks</b>	11 vs. Maryland, Oct. 9, 1993
	11 vs. Maryland, Oct. 6, 1990
<b>ACC Game</b>	11 vs. Maryland, Oct. 9, 1993
	11 vs. Maryland, Oct. 6, 1990
<b>Most Sack Yards</b>	70 (7) vs. Tulsa, Jan. 4, 2004
<b>ACC Game</b>	67 (10) vs. Maryland, Oct. 9, 1993
<b>Most Tackles for Loss</b>	19 vs. Notre Dame, Sept. 1, 2007
<b>ACC Game</b>	17 vs. Clemson, Sept. 29, 2001
	17 vs. Maryland, Nov. 22, 1997
<b>Most Opponent Fumbles</b>	9 vs. Clemson, Sept. 28, 1963
<b>Most Opponent Fumbles Recovered</b>	6 vs. Tulsa, Jan. 4, 2004
	6 vs. Furman, Sept. 2, 1995
<b>ACC Game</b>	4 vs. Duke, Oct. 30, 1993
	4 vs. Virginia, Sept. 20, 1986
	4 vs. Wake Forest, Nov. 13, 1982
<b>Most Kicks Blocked</b>	2, nine times (most recent: vs. Ole Miss, 2013)
<b>Most Punts Blocked</b>	2 vs. Connecticut, Nov. 13, 204
	2 vs. Tulane, Oct. 28, 1961
<b>Most Field Goals Blocked</b>	2, three times (most recent: vs. Bost. Coll., 1991)
<b>Most PATs Blocked</b>	2 vs. Notre Dame, Nov. 18, 1967
<b>Fewest Total Offense Yards Allowed</b>	32 vs. Florida, Sept. 14, 1963
<b>ACC Game</b>	82 vs. Maryland, Oct. 9, 2004
<b>Most Total Offense Yards Allowed</b>	667 vs. Notre Dame, Nov. 5, 1977
<b>ACC Game</b>	610 vs. Duke, Nov. 15, 1997
<b>Fewest First Downs Allowed</b>	2 vs. Duke, Oct. 29, 1955
	2 vs. Tulane, Oct. 21, 1933
<b>ACC Game</b>	8 vs. North Carolina, Sept. 26, 2009
	8 vs. North Carolina, Oct. 5, 1985

<b>Most First Downs Allowed</b>	38 vs. Duke, Oct. 31, 1987
<b>ACC Game</b>	38 vs. Duke, Oct. 31, 1987
<b>Fewest Rushing Yards Allowed</b>	-56 vs. Tulsa, Jan. 4, 2004
<b>ACC Game</b>	-30 vs. Maryland, Sept. 28, 1995
<b>Most Rushing Yards Allowed</b>	431 vs. Georgia, Nov. 27, 1975
<b>ACC Game</b>	342 vs. North Carolina, Oct. 8, 1994
	342 vs. North Carolina, Oct. 2, 1982
<b>Fewest Passing Yards Allowed</b>	-3 vs. South Carolina, Nov. 19, 1949
<b>ACC Game</b>	39 vs. NC State, Oct. 1, 1994
<b>Most Passing Yards Allowed</b>	501 vs. Wake Forest, Nov. 4, 1995
<b>ACC Game</b>	501 vs. Wake Forest, Nov. 4, 1995
<b>Fewest Pass Completions Allowed</b>	0, four times (most recent: vs. Georgia, 1974)
<b>ACC Game</b>	3 vs. NC State, Oct. 1, 1994
	3 vs. Clemson, Oct. 13, 1990
<b>Most Pass Completions Allowed</b>	43 vs. Virginia, Oct. 26, 2013
<b>ACC Game</b>	43 vs. Virginia, Oct. 26, 2013
<b>Fewest Opponent Pass Attempts</b>	1 vs. Kentucky, Sept. 20, 1958
	1 vs. Alabama, Oct. 17, 1953
<b>ACC Game</b>	11 vs. NC State, Oct. 1, 1994
<b>Most Opponent Pass Attempts</b>	65 vs. Wake Forest, Nov. 4, 1995
<b>ACC Game</b>	65 vs. Wake Forest, Nov. 4, 1995
<b>Fewest Points Allowed</b>	0, many times (most recent: vs. Syracuse, 2013)
<b>ACC Game</b>	0, seven times (most recent: vs. Syracuse, 2013)
<b>Most Points Allowed</b>	69 vs. Notre Dame, Nov. 5, 1977
<b>ACC Game</b>	55 vs. Virginia, Sept. 19, 1992
<b>Historic</b>	94 vs. Auburn, Nov. 17, 1894
<b>Most Safeties Allowed</b>	2 vs. South Carolina, Sept. 11, 1971

## INDIVIDUAL, SINGLE GAME

### RUSHING

<b>Rushing Attempts</b>	39	Jerry Mays vs. Georgia, 1989
	39	Robert Lavette vs. Tennessee, 1982
<b>Rushing Yards</b>	356	Eddie Lee Ivery vs. Air Force, 1978
<b>Rushing Touchdowns</b>	4	Tevin Washington vs. Middle Tennessee St., 2012
	4	P.J. Daniels vs. Tulsa, 2003
	4	Tony Hollings vs. Connecticut, 2002
	4	Robert Lavette vs. Virginia, 1982
	4	George Maloof vs. Georgia, 1951
<b>Yards Per Rushing Attempt</b>	13.7	Eddie Lee Ivery vs. Air Force, 1978 (min. 25 att.)
<b>Rushing Yards by a QB</b>	176	Tevin Washington vs. Clemson, 2011
<b>Longest Rushing Play</b>	95	Orwin Smith vs. Kansas, 2011

### PASSING

<b>Passes Attempted</b>	61	Larry Good vs. Tennessee, 1968
<b>Passes Completed</b>	39	George Godsey vs. Virginia, 2001
<b>Most Completions Without INT</b>	35	George Godsey vs. Clemson, 2000
<b>Passing Yards</b>	486	George Godsey vs. Virginia, 2001
<b>Touchdown Passes</b>	5	Joe Hamilton vs. Clemson, 1999
	5	Eddie McAshan vs. Rice, 1972
<b>Interceptions Thrown</b>	5	Eddie McAshan vs. Rice, 1972
	5	Jerry Priestley vs. Tennessee, 1964
<b>Pass Completion Percentage</b>	88.0	Joe Hamilton vs. Florida State, 19999 (22-25)
<b>Pass Efficiency Rating</b>	309.8	George Godsey vs. Navy, 2001 (15+ attempts)
	312.8	Tevin Washington vs. W. Carolina, 2011 (10+ att.)
<b>Longest Pass Completion</b>	96	Joe Hamilton (to Charlie Rogers) vs. UCF, 1996

### RECEIVING

<b>Receptions</b>	14	Kelly Campbell vs. Clemson, 2000
	14	Robert Lavette vs. Notre Dame, 1981
	14	Steve Harkey vs. South Carolina, 1970
	14	John Sias vs. Navy, 1968
<b>Receiving Yards</b>	243	Dez White vs. Virginia, 1998
<b>Touchdown Receptions</b>	4	Buck Martin vs. Auburn, 1951
<b>Longest Reception</b>	96	Charlie Rogers (from Joe Hamilton) vs. UCF, 1996



# UPDATED GEORGIA TECH RECORD BOOK

## TOTAL OFFENSE

<b>Most Plays</b>	68	Larry Good vs. Tennessee, 1968
<b>Total Offense Yards</b>	477	George Godsey vs. Virginia, 2001
<b>Touchdowns Responsible For</b>	5	Vad Lee vs. Duke, 2013
	5	Joe Hamilton vs. Clemson, 1999
	5	Joe Hamilton vs. Florida State, 1999
	5	Eddie McAshan vs. Rice, 1972
<b>All-Purpose Yards</b>	367	Eddie Lee Ivery vs. Air Force, 1978

## SCORING

<b>Points Scored</b>	24	Tevin Washington vs. Middle Tennessee, 2012
	24	P.J. Daniels vs. Tulsa, 2003
	24	Tony Hollings vs. Connecticut, 2002
	24	Joe Burns vs. North Carolina, 2000
	24	C.J. Williams vs. NC State, 1995
	24	Robert Lavette vs. Virginia, 1982
	24	George Maloof vs. Georgia, 1951
	24	Buck Martin vs. Auburn, 1951
<b>Touchdowns</b>	4	Tevin Washington vs. Middle Tennessee, 2012
	4	P.J. Daniels vs. Tulsa, 2003
	4	Tony Hollings vs. Connecticut, 2002
	4	Joe Burns vs. North Carolina, 2000
	4	C.J. Williams vs. NC State, 1995
	4	Robert Lavette vs. Virginia, 1982
	4	George Maloof vs. Georgia, 1951
	4	Buck Martin vs. Auburn, 1951
<b>Defensive Touchdowns</b>	2	Rick Lewis vs. Tulane, 1970
<b>Two-Point Conversions</b>	2	Joel Stevenson vs. Duke, 1968
	2	Kerry Watkins vs. Wake Forest, 1999

## KICKING/PUNTING

<b>Points by Kicking</b>	17	Ron Rice vs. Citadel, 1982
<b>PATs Attempted</b>	10	Luke Manget vs. Navy, 2001
<b>PATs Made</b>	10	Luke Manget vs. Navy, 2001
<b>Field Goals Attempted</b>	7	Luke Manget vs. NC State, 2001
<b>Field Goals Made</b>	5	Ron Rice vs. Citadel, 1982
<b>Longest Field Goal</b>	55	David Bell vs. Georgia, 1986
	55	Ron Rice vs. Citadel, 1982
	55	E.O. Whealler vs. VMI, 1973
<b>Longest Field Goal Attempt</b>	64	Ron Rice vs. Auburn, 1982
<b>Most Punts</b>	12	Rodney Williams vs. Florida State, 1997
	12	Sean McDevitt vs. Clemson, 1987
	12	Chip Pallman vs. Notre Dame, 1970
Historic	21	Hawk Cavette vs. Florida, 1938
<b>Punting Yards</b>	553	Rodney Williams vs. Florida State, 1997
<b>Punting Average</b>	60.0	Durant Brooks vs. North Carolina, 2007 (3+ punts)
	65.5	Michael Kelley vs. Alabama, 1979 (2+ punts)
<b>Longest Punt</b>	80	Michael Kelley vs. Alabama, 1979
Historic	85	Buck Flowers vs. Davidson, 1920

## RETURNS

<b>Kickoff Returns</b>	7	Five times
<b>Kickoff Return Yards</b>	230	Jamal Golden vs. North Carolina, 2012 (7 returns)
<b>Kickoff Return Touchdowns</b>	1	14 times
<b>Kickoff Return Average</b>	58.5	Drew Hill vs. Georgia, 1978 (2+ returns)
<b>Longest Kickoff Return</b>	100	Jamal Golden vs. North Carolina, 2012
	100	Dez White vs. Maryland, 1998
	100	Drew Hill vs. Georgia, 1978
Historic	102	Dewey Scarboro vs. Georgetown, 1919
<b>Punt Returns</b>	9	Kelley Rhino vs. Citadel, 2001
<b>Punt Return Yards</b>	149	.Gerry Bussell vs. Auburn, 1962
<b>Punt Return Average</b>	68.0	Randy Rhino vs. South Carolina, 1972 (2+ ret.)
<b>Longest Punt Return</b>	95	Randy Rhino vs. South Carolina, 1972

## DEFENSE

<b>Interceptions</b>	3	Brian Wilkins vs. Florida State, 1996
	3	Ken Swilling vs. Boston College, 1989
	3	Randy Rhino vs. Rice, 1972
	3	Bubba Hoats vs. Georgia, 1969
	3	Bobby Moorhead vs. Auburn, 1952
	3	Howard Ector vs. Vanderbilt, 1937

<b>Interception Return Yards</b>	100	Jeff Ford vs. Notre Dame, 1969
<b>Tackles by a Linebacker</b>	28	Eric Wilcox vs. Georgia, 1967
<b>Tackles by a Down Lineman</b>	20	John Battle vs. Duke, 1964
<b>Tackles by a Defensive Back</b>	19	Ken Swilling vs. Virginia, 1989
	19	Cleve Pounds vs. NC State, 1984
	19	Cleve Pounds vs. Auburn, 1984
	19	Danny Rhino vs. Virginia, 1974
<b>Tackles for Loss</b>	7	Pat Swilling vs. NC State, 1985 I
<b>Sacks</b>	7	Pat Swilling vs. NC State, 1985
<b>Fumbles Forced</b>	2	Nine times; most recent: D.J. White vs. Ole Miss, 2013
<b>Fumbles Recovered</b>	2	16 times; most recent: Joe Anoai vs. Tulsa, 2003
	2	

## INDIVIDUAL, SEASON

### RUSHING

<b>Rushing Attempts</b>	297	Tashard Choice, 2006
<b>Rushing Yards</b>	1,562	Eddie Lee Ivery, 1978
<b>Rushing Touchdowns</b>	20	Tevin Washington, 2012
<b>Yards Per Rushing Attempt</b>	7.2	Dorsey Levens, 1993 (min. 100 att.)
	10.1	Orwin Smith, 2011 (min. 50 att.)
<b>Rushing Yards by a QB</b>	1,037	Joshua Nesbitt, 2009

### PASSING

<b>Passes Attempted</b>	384	George Godsey, 2001
<b>Passes Completed</b>	249	George Godsey, 2001
<b>Passing Yards</b>	3,085	George Godsey, 2001
<b>Touchdown Passes</b>	29	Joe Hamilton, 1999
<b>Interceptions Thrown</b>	21	Eddie McAshan, 1970
<b>Passing Yards Per Game</b>	278.2	Joe Hamilton, 1999
<b>Yards Per Pass Completion</b>	15.1	Joe Hamilton, 1999 (100+ completions)
	22.7	Joshua Nesbitt, 2009 (75+ completions)
<b>Yards Per Pass Attempt</b>	11.01	Tevin Washington, 2011 (100+ attempts)
<b>Pass Completion Percentage</b>	66.6	Joe Hamilton, 1999 (75+ attempts)
<b>Pass Efficiency Rating</b>	175.0	Joe Hamilton, 1999

### RECEIVING

<b>Receptions</b>	78	Jonathan Smith, 2003
<b>Receiving Yards</b>	1,202	Calvin Johnson, 2006
<b>Touchdown Receptions</b>	15	Calvin Johnson, 2006
<b>Yards Per Reception</b>	29.3	Stephen Hill, 2011 (25+ receptions)

### TOTAL OFFENSE

<b>Most Plays</b>	489	Reggie Ball, 2003
<b>Total Offense Yards</b>	3,794	Joe Hamilton, 1999
<b>Total Offense Per Game</b>	344.9	Joe Hamilton, 1999
<b>Total Offense Per Play</b>	8.27	Joe Hamilton, 1999
<b>Touchdowns Responsible For</b>	35	Joe Hamilton, 1999
<b>All-Purpose Yards</b>	1,879	Eddie Lee Ivery, 1978

### SCORING

<b>Points Scored</b>	120	Tevin Washington, 2012
<b>Touchdowns</b>	20	Tevin Washington, 2012
<b>Defensive Touchdowns</b>	3	Jerrard Tarrant, 2009
	3	Jeff Ford, 1969
<b>Two-Point Conversions</b>	2	Joel Stevenson, 1968
	2	Kenny Bounds, 1968
	2	.Joe Hamilton, 1998
	2	Kerry Watkins, 1999

### KICKING/PUNTING

<b>Points by Kicking</b>	106	Travis Bell, 2007
<b>PATs Attempted</b>	59	Harrison Butker, 2014
<b>PATs Made</b>	58	Harrison Butker, 2014
<b>Consecutive PATs Made</b>	56	Justin Moore, 2011
<b>Field Goals Attempted</b>	28	Luke Manget, 2001
	28	Travis Bell, 2007
<b>Field Goals Made</b>	23	Travis Bell, 2007

# UPDATED GEORGIA TECH RECORD BOOK

Field Goal Percentage	88.2	Scott Blair, 2010 (15-17)
	88.2	Travis Bell, 2004 (15-17)
Most Punts	88	Jeff Pierce, 1980
Punting Yards	3,609	Jeff Pierce, 1980
Punting Average	45.64	Rodney Williams, 1997 (35+ punts)

## RETURNS

Kickoff Returns	37	Orwin Smith, 2009
Kickoff Return Yards	888	Orwin Smith, 2009
Kickoff Return Touchdowns	2	Jamal Golden, 2012
	2	Drew Hill, 1978
Kickoff Return Average	30.0	Drew Hill, 1978 (10+ returns)
Punt Returns	48	Kelley Rhino, 2001
	48	Willie Clay, 1991
Punt Return Yards	515	.Kelley Rhino, 2001
Punt Return Touchdowns	2	Jerrard Tarrant, 2009
	2	Jonathan Smith, 2003
	2	Charlie Rogers, 1998
	2	Jimmy Brown, 1966
Punt Return Average	22.6	Jimmy Brown, 1965 (10+ returns)

## DEFENSE

Interceptions	9	Willie Clay, 1991
	9	Jeff Ford, 1969
Interception Return Yards	257	Jeff Ford, 1969
Interception Returns for TDs	3	Jeff Ford, 1969 (tied NCAA record)
Tackles by a Linebacker	188	Joe Harris, 1974
Tackles by a Down Lineman	112	John Battle, 1965
Tackles by a Defensive Back	114	Cleve Pounds, 1984
Tackles for Loss	24	Eric Henderson, 2003
Sacks	15	Pat Swilling, 1985

## INDIVIDUAL, CAREER

### RUSHING

Rushing Attempts	914	Robert Lavette, 1981-84
Rushing Yards	4,066	Robert Lavette, 1981-84
Rushing Touchdowns	45	Robert Lavette, 1981-84
Yards Per Rushing Attempt	6.2	Jonathan Dwyer, 2007-09 (min. 400 att.)
	6.4	Anthony Allen, 2009-10 (min. 300 att.)
	7.6	Roddy Jones, 2008-11 (min. 200 att.)
Rushing Yards by a QB	2,806	Joshua Nesbitt, 2007-10

### PASSING

Passes Attempted	1,363	Reggie Ball, 2003-06
Passes Completed	662	Reggie Ball, 2006
Passing Yards	8,882	Joe Hamilton, 1996-99
Touchdown Passes	65	Joe Hamilton, 1996-99
Interceptions Thrown	55	Reggie Ball, 2003-06
Passing Yards Per Game	206.6	Joe Hamilton, 1996-99
Yards Per Pass Completion	14.1	Joe Hamilton, 1996-99 (200+ completions)
	18.9	Joshua Nesbitt, 2007-10 (100+ completions)
	18.9	Tevin Washington, 2009-12 (100+ completions)
Yards Per Pass Attempt	8.71	Joe Hamilton, 1996-99 (500+ attempts)
	9.60	Tevin Washington, 2009-12 (300+ attempts)
Pass Completion Percentage	63.3	George Godsey, 1998-01 (150+ attempts)
Pass Efficiency Rating	148.2	Joe Hamilton, 1996-99
Consecutive Completions	18	Joe Hamilton, 1999, vs. Florida St. (15), Citadel (3)

### RECEIVING

Receptions	195	Kelly Campbell, 1998-01
Receiving Yards	2,927	Calvin Johnson, 2004-06
Touchdown Receptions	28	Calvin Johnson, 2004-06
Yards Per Reception	20.4	Dez White, 1997-99 (50+ receptions)

## TOTAL OFFENSE

Most Plays	1,858	Reggie Ball, 2003-06
Total Offense Yards	10,640	Joe Hamilton, 1996-99
Total Offense Per Game	247.4	Joe Hamilton, 1996-99
Total Offense Per Play	6.99	Joe Hamilton, 1996-99
Touchdowns Responsible For	83	Joe Hamilton, 1996-99
All-Purpose Yards	5,393	Robert Lavette, 1981-84

## SCORING

Points Scored	322	.Luke Manget, 1999-2002
Touchdowns	46	Robert Lavette, 1981-84
Defensive Touchdowns	4	Jeff Ford, 1969-71
Two-Point Conversions	3	Kerry Watkins, 1999-02

## KICKING/PUNTING

Points by Kicking	322	Luke Manget, 1999-02
PATs Attempted	160	Luke Manget, 1999-02
PATs Made	160	Luke Manget, 1999-02
Consecutive PATs Made	160	Luke Manget, 1999-02
PAT Percentage	1.000	Luke Manget, 1999-02 (160-160)
	1.000	Travis Bell, 2004-07 (138-138)
Field Goals Attempted	88	Scott Sisson, 1989-92
Field Goals Made	61	Travis Bell, 2004-07
Consecutive Field Goals Made	15	Travis Bell, 2004
Field Goal Percentage	74.3	Scott Blair, 2007-10 (41-56)
Most Punts	252	Jeff Pierce, 1978-81
Punting Yards	10,271	Jeff Pierce, 1978-81
Punting Average	45.31	Durant Brooks, 2006-07 (75+ punts)

## RETURNS

Kickoff Returns	94	Drew Hill, 1975-78
Kickoff Return Yards	2,357	Drew Hill, 1975-78
Kickoff Return Touchdowns	2	Jamal Golden, 2011-
	2	Dez White, 1997-99
	2	Gary Lee, 1983-86
	2	Drew Hill, 1975-78
Kickoff Return Average	25.4	Drew Hill, 1975-78 (15+ returns)
Punt Returns	112	Kelley Rhino, 1999-02
Punt Return Yards	1,135	Kelley Rhino, 1999-02
Punt Return Touchdowns	3	Jimmy Brown, 1965-67
Punt Return Average	15.2	Charlie Rogers, 1995-99 (25+ returns)

## DEFENSE

Interceptions	16	Willie Clay, 1988-91
Interception Return Yards	320	Jeff Ford, 1969-71
Interception Returns for TD	4	Jeff Ford, 1969-71
Tackles by a Linebacker	467	Keith Brooking, 1994-97
Tackles by a Down Lineman	271	Franklin Brooks, 1952-55
Tackles by a Defensive Back	275	Isaiah Johnson, 2010-
Tackles for Loss	59.5	Eric Henderson, 2002-05
Sacks	31.5	Jeremiah Attaochu, 2010-13