
Shepard Convolutional Neural Networks

Jimmy S.J. Ren*

SenseTime Group Limited
rensjie@sensetime.com

Li Xu

SenseTime Group Limited
xuli@sensetime.com

Qiong Yan

SenseTime Group Limited
yanqiong@sensetime.com

Wenxiu Sun

SenseTime Group Limited
sunwenxiu@sensetime.com

Abstract

Deep learning has recently been introduced to the field of low-level computer vision and image processing. Promising results have been obtained in a number of tasks including super-resolution, inpainting, deconvolution, filtering, etc. However, previously adopted neural network approaches such as convolutional neural networks and sparse auto-encoders are inherently with translation invariant operators. We found this property prevents the deep learning approaches from outperforming the state-of-the-art if the task itself requires translation variant interpolation (TVI). In this paper, we draw on Shepard interpolation and design Shepard Convolutional Neural Networks (ShCNN) which efficiently realizes end-to-end trainable TVI operators in the network. We show that by adding only a few feature maps in the new Shepard layers, the network is able to achieve stronger results than a much deeper architecture. Superior performance on both image inpainting and super-resolution is obtained where our system outperforms previous ones while keeping the running time competitive.

1 Introduction

In the past a few years, deep learning has been very successful in addressing many aspects of visual perception problems such as image classification, object detection, face recognition [1, 2, 3], to name a few. Inspired by the breakthrough in high-level computer vision, several attempts have been made very recently to apply deep learning methods in low-level vision as well as image processing tasks. Encouraging results has been obtained in a number of tasks including image super-resolution [4], inpainting [5], denosing [6], image deconvolution [7], dirt removal [8], edge-aware filtering [9] etc. Powerful models with multiple layers of nonlinearity such as convolutional neural networks (CNN), sparse auto-encoders, etc. were used in the previous studies. Notwithstanding the rapid progress and promising performance, we notice that the building blocks of these models are inherently translation invariant when applying to images. The property makes the network architecture less efficient in handling translation variant operators, exemplified by the image interpolation operation.

Figure 1 illustrates the problem of image inpainting, a typical translation variant interpolation (TVI) task. The black region in figure 1(a) indicates the missing region where the four selected patches with missing parts are visualized in figure 1(b). The interpolation process for the central pixel in each patch is done by four different weighting functions shown in the bottom of figure 1(b). This process cannot be simply modeled by a single kernel due to the inherent spatially varying property.

In fact, the TVI operations are common in many vision applications. Image super-resolution, which aims to interpolate a high resolution image with a low resolution observation also suffers from the

*Project page: <http://www.deeplearning.cc/shepardcnn>

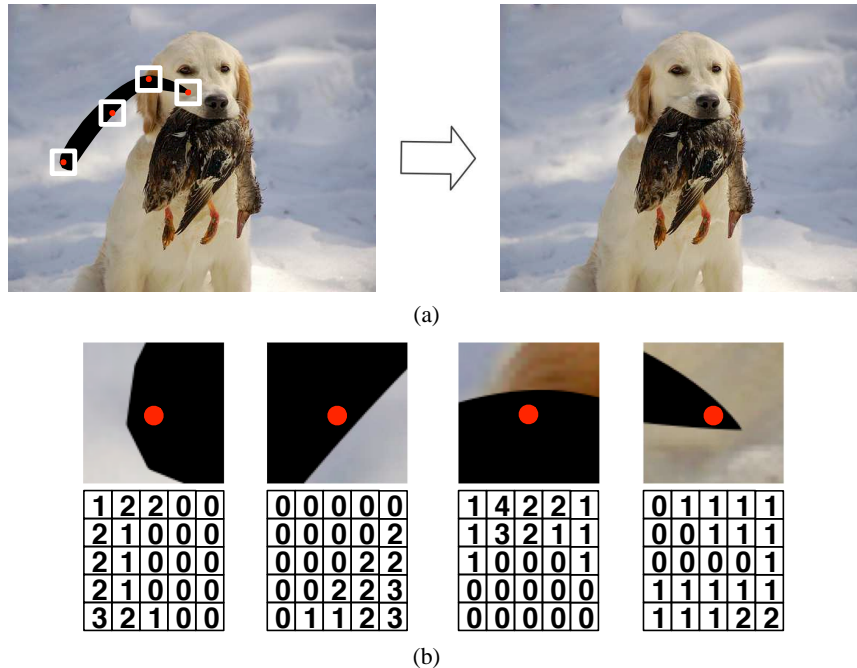


Figure 1: Illustration of translation variant interpolation. (a) The application of inpainting. The black regions indicate the missing part. (b) Four selected patches. The bottom row shows the kernels for interpolating the central pixel of each patch.

same problem: different local patches have different pattern of anchor points. We will show that it is thus less optimal to use the traditional convolutional neural network to do the translation variant operations for super-resolution task.

In this paper, we draw on Shepard method [10] and devise a novel CNN architecture named Shepard Convolutional Neural Networks (ShCNN) which efficiently equips conventional CNN with the ability to learn translation variant operations for irregularly spaced data. By adding only a few feature maps in the new Shepard layer and optimizing a more powerful TVI procedure in the end-to-end fashion, the network is able to achieve stronger results than a much deeper architecture. We demonstrate that the resulting system is general enough to benefit a number of applications with TVI operations.

2 Related Work

Deep learning methods have recently been introduced to the area of low-level computer vision and image processing. Burger et al. [6] used a simple multi-layer neural network to directly learn a mapping between noisy and clear image patches. Xie et al. [5] adopted a sparse auto-encoder and demonstrated its ability to do blind image inpainting. A three-layer CNN was used in [8] to tackle problem of rain drop and dirt. It demonstrated the ability of CNN to blindly handle translation variant problem in real world challenges.

Xu et al. [7] advocated the use of generative approaches to guide the design of the CNN for deconvolution tasks. In [9], edge-aware filters can be well approximated using CNN. While it is feasible to use the translation invariant operators, such as convolution, to obtain the translation variant results in a deep neural network architecture, it is less effective in achieving high quality results for interpolation operations. The first attempt using CNN to perform image super-resolution [4] connected the CNN approach to the sparse coding ones. But it failed to beat the state-of-the-art super resolution system [11]. In this paper, we focus on the design of deep neural network layer that better fits the translation variant interpolation tasks. We note that TVI is the essential step for a wide range of

low-level vision applications including inpainting, dirt removal, noise suppression, super-resolution, to name a few.

3 Analysis

Deep learning approaches without explicit TVI mechanism generated reasonable results in a few tasks requiring translation variant property. To some extent, deep architecture with multiple layers of nonlinearity is expressive to approximate certain TVI operations given sufficient amount of training data. It is, however, non-trivial to beat non-CNN based approaches while ensuring the high efficiency and simplicity.

To see this, we experimented with the CNN architecture in [4] and [8] and trained a CNN with three convolutional layers by using 1 million synthetic corrupted/clear image pairs. Network and training details as well as the concrete statistics of the data will be covered in the experiment section. Typical test images are shown in the left column of figure 2 whereas the results of this model are displayed in the mid-left column of the same figure. We found that visually very similar results as in [5] are obtained, namely obvious residues of the text are still left in the images. We also experimented with a much deeper network by adding more convolutional layers, virtually replicating the network in [8] by 2,3, and 4 times. Although slight visual differences are found in the results, no fundamental improvement in the missing regions is observed, namely residue still remains.

A sensible next step is to explicitly inform the network about where the missing pixels are so that the network has the opportunity to figure out more plausible solutions for TVI operations. For many applications, the underlying mask indicating the processed regions can be detected or be known in advance. Sample applications include image completion/inpainting, image matting, dirt/impulse noise removal, etc. Other applications such as sparse point propagation and super resolution by nature have the masks for unknown regions.

One way to incorporate the mask into the network is to treat it as an additional channel of the input. We tested this idea with the same set of network and experimental settings as the previous trial. The results showed that such additional piece of information did bring about improvement but still considerably far from satisfactory in removing the residues. Results are visualized in the mid-right column of figure 2. To learn a tractable TVI model, we devise in the next session a novel architecture with an effective mechanism to exploit the information contained in the mask.

4 Shepard Convolutional Neural Networks

We initiate the attempt to leverage the traditional interpolation framework to guide the design of neural network architecture for TVI. We turn to the Shepard framework [10] which weighs known pixels differently according to their spatial distances to the processed pixel. Specifically, Shepard method can be re-written in a convolution form

$$J_p = \begin{cases} (\mathbf{K} * I)_p / (\mathbf{K} * \mathbf{M})_p & \text{if } \mathbf{M}_p = 0 \\ I_p & \text{if } \mathbf{M}_p = 1 \end{cases} \quad (1)$$

where I and J are the input and output images, respectively. p indexes the image coordinates. \mathbf{M} is the binary indicator. $\mathbf{M}_p = 0$ indicates the pixel values are unknown. $*$ is the convolution operation. \mathbf{K} is the kernel function with its weights inversely proportional to the distance between a pixel with $\mathbf{M}_p = 1$ and the pixel to process. The element-wise division between the convolved image and the convolved mask naturally controls the way how pixel information is propagated across the regions. It thus enables the capability to handle interpolation for irregularly-spaced data and make it possible translation variant. The key element in Shepard method affecting the interpolation result is the definition of the convolution kernel. We thus propose a new convolutional layer in the light of Shepard method but allow for a more flexible, data-driven kernel design. The layer is referred to as the Shepard interpolation layer.




Figure 2: Comparison between ShCNN and CNN in image inpainting. Input images (Left). Results from a regular CNN (Mid-left). Results from a regular CNN trained with masks (Mid-right). Our results (Right).

4.1 The Shepard Interpolation Layer

The feed-forward pass of the trainable interpolation layer can be mathematically described as the following equation,

$$\mathcal{F}_i^n(\mathcal{F}^{n-1}, \mathbf{M}^n) = \sigma\left(\sum_j \frac{\mathbf{K}_{ij}^n * \mathcal{F}_j^{n-1}}{\mathbf{K}_{ij}^n * \mathbf{M}_j^n} + b^n\right), \quad n = 1, 2, 3, \dots \quad (2)$$

where n is the index of layers. The subscript i in \mathcal{F}_i^n is the index of feature maps in layer n . j in \mathcal{F}_j^{n-1} index the feature maps in layer $n - 1$. \mathcal{F}^{n-1} and \mathbf{M}^n are the input and the mask of the current layer respectively. \mathcal{F}^{n-1} represents all the feature maps in layer $n - 1$. \mathbf{K}_{ij} are the trainable kernels which are shared in both numerator and denominator in computing the fraction. Concretely, same \mathbf{K}_{ij} is to be convolved with both the activations of the last layer in the numerator and the mask of the current layer \mathbf{M}^n in the denominator. \mathcal{F}^{n-1} could be the output feature maps of regular layers in a CNN such as a convolutional layer or a pooling layer. It could also be a previous Shepard interpolation layer which is a function of both \mathcal{F}^{n-2} and \mathbf{M}^{n-1} . Thus Shepard interpolation layers can actually be stacked together to form a highly nonlinear interpolation operator. b is the bias term and σ is the nonlinearity imposed to the network. \mathcal{F} is a smooth and differentiable function, therefore standard back-propagation can be used to train the parameters.

Figure 3 illustrates our neural network architecture with Shepard interpolation layers. The inputs of the Shepard interpolation layer are images/feature maps as well as masks indicating where interpolation should occur. Note that the interpolation layer can be applied repeatedly to construct more complex interpolation functions with multiple layers of nonlinearity. The mask is a binary map of value one for the known area, zero for the missing area. Same kernel is applied to the image and the mask. We note that the mask for layer $n + 1$ can be automatically generated by the result of previous convolved mask $\mathbf{K}^n * \mathbf{M}^n$, by zeroing out insignificant values and thresholding it. It is important for tasks with relative large missing areas such as inpainting where sophisticated ways of propagation may be learned from data by multi-stage Shepard interpolation layer with nonlinearity. This is also a flexible way to balance the kernel size and the depth of the network. We refer to

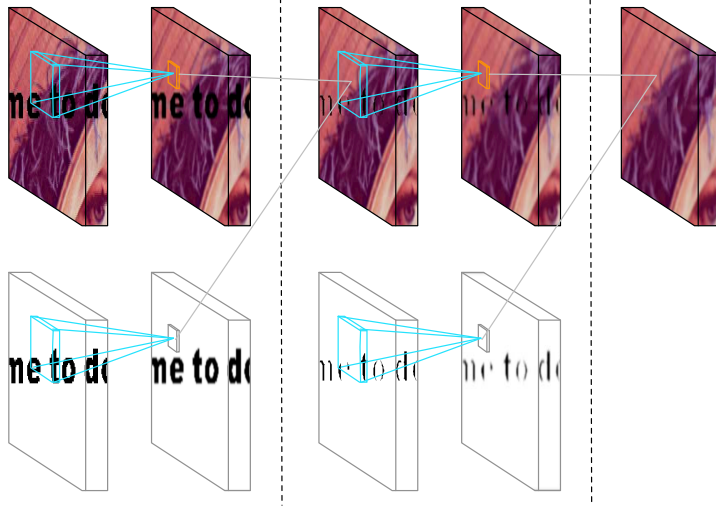


Figure 3: Illustration of ShCNN architecture for multiple layers of interpolation.

a convolutional neural network with Shepard interpolation layers as Shepard convolutional neural network (ShCNN).

4.2 Discussion

Although standard back-propagation can be used, because \mathcal{F} is a function of both \mathbf{K} s in the fraction, matrix form of the quotient rule for derivatives need to be used in deriving the back-propagation equations of the interpolation layer. To make the implementation efficient, we unroll the two convolution operations $\mathbf{K} * \mathcal{F}$ and $\mathbf{K} * \mathcal{M}$ into two matrix multiplications denoted $\mathbf{W} \cdot \mathcal{I}$ and $\mathbf{W} \cdot \mathcal{M}$ where \mathcal{I} and \mathcal{M} are the unrolled versions of \mathcal{F} and \mathcal{M} . \mathbf{W} is the rearrangement of the kernels where each kernel is listed in a single row. \mathcal{E} is the error function to compute the distance between the network output and the ground truth. L2 norm is used to compute this distance. We also denote $\mathcal{Z}^n = \frac{\mathbf{K}^n * \mathcal{F}^{n-1}}{\mathbf{K}^n * \mathcal{M}^n}$. The derivative of the error function \mathcal{E} with respect to \mathcal{Z}^n , $\delta^n = \frac{\partial \mathcal{E}}{\partial \mathcal{Z}^n}$, can be computed the same way as in previous CNN papers [12, 1]. Once this value is computed, we show that the derivative of \mathcal{E} with respect to the kernels \mathbf{W} connecting j^{th} node in $(n-1)^{th}$ layer to i^{th} node in n^{th} layer can be computed by,

$$\frac{\partial \mathcal{E}}{\partial \mathbf{W}_{ij}^n} = \sum_m \frac{(\mathbf{W}_{ij}^n \cdot \mathcal{M}_{jm}) \cdot \mathcal{I}_{jm} - (\mathbf{W}_{ij}^n \cdot \mathcal{I}_{jm}) \cdot \mathcal{M}_{jm}}{(\mathbf{W}_{ij}^n \cdot \mathcal{M}_{jm})^2} \cdot \delta_{im}, \quad (3)$$

where m is the column index in \mathcal{I} , \mathcal{M} and δ .

The denominator of each element in the outer summation in Eq. 3 is different. Therefore, the numerator of each summation element has to be computed separately. While this operation can still be efficiently parallelized by vectorization, it requires significantly more memory and computations than the regular CNNs. Though it brings extra workload in training, the new interpolation layer only adds a fraction of more computation during the test time. We can discern this from Eq. 2, the only added operations are the convolution of the mask with the K and the point-wise division. Because the two convolutions shares the same kernel, it can be efficiently implemented by convolving with samples with the batch size of 2. It thus keeps the computation of Shepard interpolation layer competitive compare to the traditional convolution layer.

We note that it is also natural to integrate the interpolation layer to any previous CNN architecture. This is because the new layer only adds a mask input to the convolutional layer, keeping all other interfaces the same. This layer can also degenerate to a fully connected layer because the unrolled version of Eq. 2 merely contains matrix multiplication in the fraction. Therefore, as long as the TVI operators are necessary in the task, no matter where it is needed in the architecture and the type of layer before or after it, the interpolation layer can be seamlessly plugged in.

Last but not least, the interpolation kernels in the layer is learned from data rather than hand-crafted, therefore it is more flexible and could be more powerful than pre-designed kernels. On the other hand, it is end-to-end trainable so that the learned interpolation operators are embedded in the overall optimization objective of the model.

5 Experiments

We conducted experiments on two applications involving TVI: the inpainting and the super-resolution. The training data was generated by randomly sampling 1 million patches from 1000 natural images scraped from Flickr. Grayscale patches of size 48x48 were used for both tasks to facilitate the comparison with previous studies. All PSNR comparison in the experiment is based on grayscale results. Our model can be directly extended to process color images.

5.1 Inpainting

The natural images are contaminated by masks containing text of different sizes and fonts as shown in figure 2. We assume the binary masks indicating missing regions are known in advance. The ShCNN for inpainting is consists of five layers, two of which are Shepard interpolation layers. We use ReLU function [1] to impose nonlinearity in all our experiments. 4x4 filters were used in the first Shepard layer to generate 8 feature maps, followed by another Shepard interpolation layer with 4x4 filters. The rest of the ShCNN is conventional CNN architecture. The filters for the third layer is with size 9x9x8, which are use to generate 128 feature maps. 1x1x128 filters are used in the fourth layer. 8x8 filters are used to carry out the reconstruction of image details. Visual results are shown in the last column in figure 2. The results of the comparisons are generated using the architecture in [8]. More examples are provided in the project webpage.

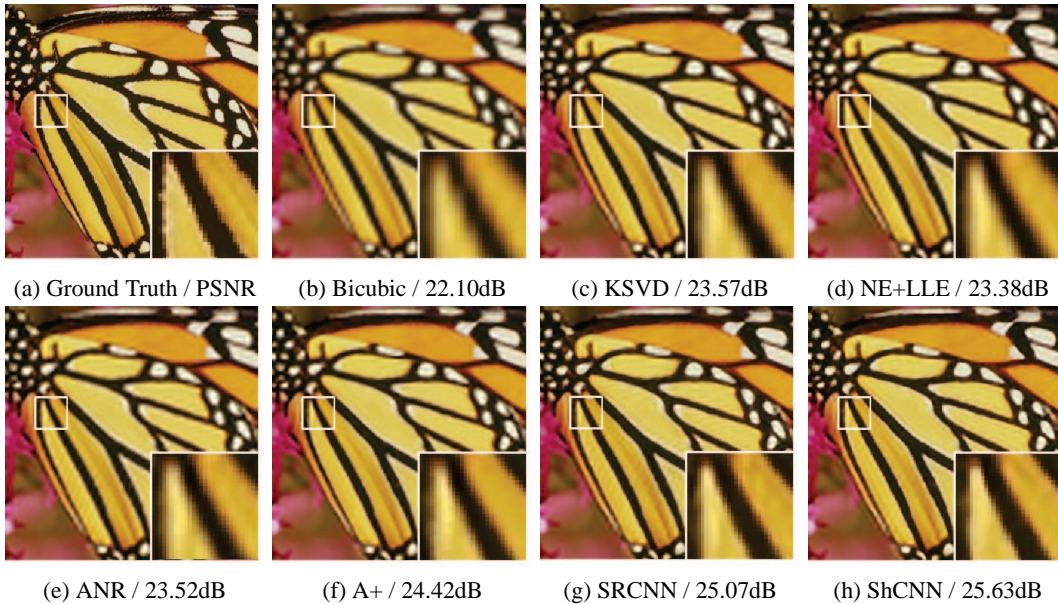


Figure 4: Visual comparison. Factor 4 upscaling of the butterfly image in Set5 [14].

5.2 Super Resolution

The quantitative evaluation of super resolution is conducted using synthetic data where the high resolution images are first downsampled by a factor to generate low resolution patches. To perform super resolution, we upscale the low resolution patches and zero out the pixels in the upscaled images, leaving one copy of pixels from low resolution images. In this regard, super resolution can be seemed as a special form of inpainting with repeated patterns of missing area.

Set14 (x2)	Bicubic	K-SVD	NE+NNLS	NE+LLE	ANR	A+	SRCNN	ShCNN
baboon	24.86dB	25.47dB	25.40dB	25.52dB	25.54dB	25.65dB	25.62dB	25.79dB
barbara	28.00dB	28.70dB	28.56dB	28.63dB	28.59dB	28.70dB	28.59dB	28.59dB
bridge	26.58dB	27.55dB	27.38dB	27.51dB	27.54dB	27.78dB	27.70dB	27.92dB
coastguard	29.12dB	30.41dB	30.23dB	30.38dB	30.44dB	30.57dB	30.49dB	30.82dB
comic	26.46dB	27.89 dB	27.61dB	27.72dB	27.80dB	28.65dB	28.27dB	28.70dB
face	34.83dB	35.57 dB	35.46dB	35.61dB	35.63dB	35.74dB	35.61dB	35.75dB
flowers	30.37dB	32.28 dB	31.93dB	32.19dB	32.29dB	33.02dB	33.03dB	33.53dB
foreman	34.14dB	36.18 dB	35.93dB	36.41dB	36.40dB	36.94dB	36.20dB	36.14dB
lenna	34.70dB	36.21 dB	36.00dB	36.30dB	36.32dB	36.60dB	36.50dB	36.71dB
man	29.25dB	30.44 dB	30.29dB	30.43dB	30.47dB	30.87dB	30.82dB	31.06dB
monarch	32.94dB	35.75 dB	35.26dB	35.58dB	35.71dB	37.01dB	37.18dB	38.09dB
pepper	34.97dB	36.59 dB	36.18dB	36.36dB	36.39dB	37.02dB	36.75dB	37.03dB
ppt3	26.87dB	29.30 dB	28.98dB	28.97dB	28.97dB	30.09dB	30.40dB	31.07dB
zebra	30.63dB	33.21dB	32.59dB	33.00dB	33.07dB	33.59dB	33.29dB	33.51dB
Avg PSNR	30.23dB	31.81dB	31.55dB	31.76dB	31.80dB	32.28dB	32.18dB	32.48dB
Set14 (x3)	Bicubic	K-SVD	NE+NNLS	NE+LLE	ANR	A+	SRCNN	ShCNN
baboon	23.21dB	23.52dB	23.49dB	23.55dB	23.56dB	23.62dB	23.60dB	23.69dB
barbara	26.25dB	26.76dB	26.67dB	26.74dB	26.69dB	26.47dB	26.66dB	26.54dB
bridge	24.40dB	25.02dB	24.86dB	24.98dB	25.01dB	25.17dB	25.07dB	25.28dB
coastguard	26.55dB	27.15dB	27.00dB	27.07dB	27.08dB	27.27dB	27.20dB	27.43dB
comic	23.12dB	23.96dB	23.83dB	23.98dB	24.04dB	24.38dB	24.39dB	24.70dB
face	32.82dB	33.53dB	33.45dB	33.56dB	33.62dB	33.76dB	33.58dB	33.71dB
flowers	27.23dB	28.43dB	28.21dB	28.38dB	28.49dB	29.05dB	28.97dB	29.42dB
foreman	31.18dB	33.19dB	32.87dB	33.21dB	33.23dB	34.30dB	33.35dB	34.45dB
lenna	31.68dB	33.00dB	32.82dB	33.01dB	33.08dB	33.52dB	33.39dB	33.68dB
man	27.01dB	27.90dB	27.72dB	27.87dB	27.92dB	28.28dB	28.18dB	28.41dB
monarch	29.43dB	31.10dB	30.76dB	30.95dB	31.09dB	32.14dB	32.39dB	33.37dB
pepper	32.39dB	34.07dB	33.56dB	33.80dB	33.82dB	34.74dB	34.35dB	34.77dB
ppt3	23.71dB	25.23dB	24.81dB	24.94dB	25.03dB	26.09dB	26.02dB	26.89dB
zebra	26.63dB	28.49dB	28.12dB	28.31dB	28.43dB	28.98dB	28.87dB	29.10dB
Avg PSNR	27.54dB	28.67dB	28.44dB	28.60dB	28.65dB	29.13dB	29.00dB	29.39dB
Set14 (x4)	Bicubic	K-SVD	NE+NNLS	NE+LLE	ANR	A+	SRCNN	ShCNN
baboon	22.44dB	22.66dB	22.63dB	22.67dB	22.69dB	22.74dB	22.70dB	22.75dB
barbara	25.15dB	25.58dB	25.53dB	25.58dB	25.60dB	25.74dB	25.70dB	25.80dB
bridge	23.15dB	23.65dB	23.54dB	23.60dB	23.63dB	23.77dB	23.66dB	23.83dB
coastguard	25.48dB	25.81dB	25.82dB	25.81dB	25.80dB	25.98dB	25.93dB	26.13dB
comic	21.69dB	22.31dB	22.19dB	22.26dB	22.33dB	22.59dB	22.53dB	22.74dB
face	31.55dB	32.18dB	32.09dB	32.19dB	32.23dB	32.44dB	32.12dB	32.35dB
flowers	25.52dB	26.44dB	26.28dB	26.38dB	26.47dB	26.90dB	26.84dB	27.18dB
foreman	29.41dB	31.01dB	30.90dB	30.90dB	30.83dB	32.24dB	31.47dB	32.30dB
lenna	29.84dB	30.92dB	30.82dB	30.93dB	30.99dB	31.41dB	31.20dB	31.45dB
man	25.70dB	26.46dB	26.30dB	26.38dB	26.43dB	26.78dB	26.65dB	26.82dB
monarch	27.46dB	28.72dB	28.48dB	28.58dB	28.70dB	29.39dB	29.89dB	30.30dB
pepper	30.60dB	32.13dB	31.78dB	31.87dB	31.93dB	32.87dB	32.34dB	32.82dB
ppt3	21.98dB	23.05dB	22.61dB	22.77dB	22.85dB	23.64dB	23.84dB	24.49dB
zebra	24.08dB	25.47dB	25.17dB	25.36dB	25.47dB	25.94dB	25.97dB	26.21dB
Avg PSNR	26.00dB	26.88dB	26.72dB	26.81dB	26.85dB	27.32dB	27.20dB	27.51dB

Table 1: PSNR comparison on the Set14 [13] image set for upscaling of factor 2, 3 and 4. Methods compared: Bicubic, K-SVD [13], NE+NNLS [14], NE+LLE [15], ANR [16], A+ [11], SRCNN [4], Our ShCNN

We use one Shepard interpolation layer at the top with kernel size of 8x8 and feature map number 16. Other configuration of the network is the same as that in our new network for inpainting. During training, weights were randomly initialized by drawing from a Gaussian distribution with zero mean and standard deviation of 0.03. AdaGrad [17] was used in all experiments with learning rate of 0.001 and fudge factor of 1e-6. Table 1 show the quantitative results of our ShCNN in a widely used super-resolution data set [13] for upscaling images 2 times, 3 times and 4 times respectively. We compared our method with 7 methods including the two current state-of-the-art systems [11, 4]. Clear improvement over the state-of-the-art systems can be observed. Visual comparison between our method and the previous methods is illustrated in figure 4 and figure 5.

6 Conclusions

In this paper, we disclosed the limitation of previous CNN architectures in image processing tasks in need of translation variant interpolation. New architecture based on Shepard interpolation was proposed and successfully applied to image inpainting and super-resolution. The effectiveness of




Figure 5: Visual comparison. Factor 2 upscaling of the bird image in Set5 [14].

the ShCNN with Shepard interpolation layers have been demonstrated by the state-of-the-art performance.

References

- [1] Krizhevsky, A., Sutskever, I., Hinton, G.E.: Imagenet classification with deep convolutional neural networks. In: NIPS. (2012) 1106–1114
- [2] Szegedy, C., Liu, W., Jia, Y., Sermanet, P., Reed, S., Anguelov, D., Erhan, D., Vanhoucke, V., Rabinovich, A.: Going deeper with convolutions. In: CVPR. (2015)
- [3] Sun, Y., Liang, D., Wang, X., Tang, X.: Deepid3: Face recognition with very deep neural networks. In: arXiv:1502.00873. (2015)
- [4] Dong, C., Loy, C.C., He, K., , Tang, X.: Learning a deep convolutional network for image super-resolution. In: ECCV. (2014)
- [5] Xie, J., Xu, L., Chen, E.: Image denoising and inpainting with deep neural networks. In: NIPS. (2012)
- [6] Burger, H.C., Schuler, C.J., Harmeling, S.: Image denoising: Can plain neural networks compete with bm3d? In: CVPR. (2012)
- [7] Xu, L., Ren, J.S., Liu, C., Jia, J.: Deep convolutional neural network for image deconvolution. In: NIPS. (2014)
- [8] Eigen, D., Krishnan, D., Fergus, R.: Restoring an image taken through a window covered with dirt or rain. In: ICCV. (2013)
- [9] Xu, L., Ren, J.S., Yan, Q., Liao, R., Jia, J.: Deep edge-aware filters. In: ICML. (2015)
- [10] Shepard, D.: A two-dimensional interpolation function for irregularly-spaced data. In: 23rd ACM national conference. (1968)
- [11] Timofte, R., Smet, V.D., Gool, L.V.: A+: Adjusted anchored neighborhood regression for fast super-resolution. In: ACCV. (2014)
- [12] LeCun, Y., Bottou, L., Bengio, Y., Haffner, P.: Gradient-based learning applied to document recognition. In: Proceedings of IEEE. (1998)
- [13] Zeyde, R., Elad, M., Protter, M.: On single image scale-up using sparse-representations. *Curves and Surfaces* **6920** (2012) 711–730

- [14] Bevilacqua, M., Roumy, A., Guillemot, C., Morel, M.L.A.: Low-complexity single-image super-resolution based on nonnegative neighbor embedding. In: BMVC. (2012)
- [15] Chang, H., Yeung, D.Y., Xiong, Y.: Super-resolution through neighbor embedding. In: CVPR. (2004)
- [16] Timofte, R., Smet, V.D., Gool, L.V.: Anchored neighborhood regression for fast example-based super-resolution. In: ICCV. (2013)
- [17] Duchi, J., Hazan, E., Singer, Y.: Adaptive subgradient methods for online learning and stochastic optimization. *Journal of Machine Learning Research* **12** (2011) 2121–2159