

# Balance Sheet

## OpenStreetMap Foundation Limited As at 30 September 2024


	30 SEPT 2024	31 DEC 2023
<b>Fixed Assets</b>		
<b>Tangible Assets</b>		
Office Equipment	328,925.69	328,925.69
Office Equipment Depreciation (0031)	(274,510.89)	(274,510.89)
<b>Total Tangible Assets</b>	<b>54,414.80</b>	<b>54,414.80</b>
<b>Total Fixed Assets</b>	<b>54,414.80</b>	<b>54,414.80</b>
<b>Current Assets</b>		
<b>Cash at bank and in hand</b>		
<b>Euros</b>		
BOI-EUR	263,307.96	280,331.45
Fire - EURO	20,715.52	19,854.66
PayPal EUR	28,957.22	75,685.52
<b>Total Euros</b>	<b>312,980.70</b>	<b>375,871.63</b>
<b>GBP</b>		
BOI-GBP	145,470.89	130,233.01
Fire - GBP	2,222.23	204.81
PayPal GBP	4,160.98	3,019.20
Triodos CurrAcct	18,410.94	71,847.40
Triodos Reserves Savings Acct	1,791.23	36,185.65
<b>Total GBP</b>	<b>172,056.27</b>	<b>241,490.07</b>
<b>USD</b>		
BOI-USD	28,801.77	20,347.20
PayPal USD	2,437.54	3,231.41
<b>Total USD</b>	<b>31,239.31</b>	<b>23,578.61</b>
<b>Total Cash at bank and in hand</b>	<b>516,276.28</b>	<b>640,940.31</b>
<b>Prepayments and accrued income</b>		
Accrued Income	(2.67)	4,232.53
Prepayments	-	9,298.30
Debtors Control Account	33,142.48	75,753.22
<b>Total Prepayments and accrued income</b>	<b>33,139.81</b>	<b>89,284.05</b>
<b>Total Current Assets</b>	<b>549,416.09</b>	<b>730,224.36</b>
<b>Creditors: amounts falling due within one year</b>		
Accruals	1,200.00	16,176.48
payroll	(0.02)	-
Corporation Tax	-	1,995.95
Creditors Control Account	29,009.52	21,090.19
Deferred Income	21,673.46	40,667.31
Rounding	(0.23)	-


	30 SEPT 2024	31 DEC 2023
RXC (Reverse Charge) Suspense	(0.01)	-
Suspense	1,281.22	-
VAT	5,616.38	3,928.31
<b>Total Creditors: amounts falling due within one year</b>	<b>58,780.32</b>	<b>83,858.24</b>
<b>Net Current Assets (Liabilities)</b>	<b>490,635.77</b>	<b>646,366.12</b>
<b>Total Assets less Current Liabilities</b>	<b>545,050.57</b>	<b>700,780.92</b>
<b>Net Assets</b>	<b>545,050.57</b>	<b>700,780.92</b>
<b>Capital and Reserves</b>		
Current Year Earnings	(155,730.39)	9,022.53
Reserves	86,466.00	86,466.00
Retained Earnings Accumulated in Past years (was Profit and Loss Account)	614,314.92	605,292.39
<b>Total Capital and Reserves</b>	<b>545,050.53</b>	<b>700,780.92</b>

● Exchange rates used to convert foreign currency into GBP are shown below. Rates are provided by XE.com unless otherwise stated.


- **30 Sept 2024**


-  1.20100 EUR (Euro)

-  172.394 KES (Kenyan Shilling)

-  1.33742 USD (United States Dollar)

- **31 Dec 2023**

-  1.15342 EUR (Euro)

-  1.27312 USD (United States Dollar)