

# Northumbria Research Link

Citation: Hodson, Mark E., Duffus-Hodson, Calum A., Clark, Andy, Prendergast-Miller, Miranda and Thorpe, Karen L. (2017) Plastic Bag Derived-Microplastics as a Vector for Metal Exposure in Terrestrial Invertebrates. *Environmental Science & Technology*, 51 (8). pp. 4714-4721. ISSN 0013-936X

Published by: American Chemical Society

URL: <https://doi.org/10.1021/acs.est.7b00635> <<https://doi.org/10.1021/acs.est.7b00635>>

This version was downloaded from Northumbria Research Link:  
<http://nrl.northumbria.ac.uk/id/eprint/40618/>

Northumbria University has developed Northumbria Research Link (NRL) to enable users to access the University's research output. Copyright © and moral rights for items on NRL are retained by the individual author(s) and/or other copyright owners. Single copies of full items can be reproduced, displayed or performed, and given to third parties in any format or medium for personal research or study, educational, or not-for-profit purposes without prior permission or charge, provided the authors, title and full bibliographic details are given, as well as a hyperlink and/or URL to the original metadata page. The content must not be changed in any way. Full items must not be sold commercially in any format or medium without formal permission of the copyright holder. The full policy is available online: <http://nrl.northumbria.ac.uk/policies.html>

This document may differ from the final, published version of the research and has been made available online in accordance with publisher policies. To read and/or cite from the published version of the research, please visit the publisher's website (a subscription may be required.)

1 Plastic bag derived-microplastics as a vector for metal exposure in terrestrial invertebrates

2

3 Mark E Hodson\*<sup>1</sup>, Calum A Duffus-Hodson<sup>2</sup>, Andy Clark<sup>1§</sup>, Miranda T Prendergast-Miller<sup>1</sup>, Karen L

4 Thorpe<sup>1</sup>

5 <sup>1</sup>Environment Department, University of York, York, YO10 5NG

6 <sup>2</sup> Fulford School, Fulfordgate, Heslington Lane, Fulford, York YO10 4FY

7

8 § Current address: The Top of the Tree, 63 Wexham Street, Beaumaris, LL58 8HW

9

10 Corresponding author details


11 Environment Department, University of York, York, YO10 5NG

12 Email: [mark.hodson@york.ac.uk](mailto:mark.hodson@york.ac.uk)

13 Phone + 44 (0) 1904 324065

14 Fax + 44 (0) 1904 322998

15 **Table of Contents Graphic**



16

17 **Abstract**

18 Microplastics are widespread contaminants in terrestrial environments but comparatively little is  
 19 known about interactions between microplastics and common terrestrial contaminants such as zinc  
 20 (Zn). In adsorption experiments fragmented HDPE bags c. 1 mm<sup>2</sup> in size showed similar sorption  
 21 characteristics to soil. However, when present in combination with soil, concentrations of adsorbed Zn  
 22 on a per mass basis were over an order of magnitude lower on microplastics . Desorption of the Zn  
 23 was minimal from both microplastics and soil in synthetic soil solution (0.01 M CaCl<sub>2</sub>), but in synthetic  
 24 earthworm guts desorption was higher from microplastics (40 – 60%) than soil (2 – 15 %), suggesting  
 25 microplastics could increase Zn bioavailability. Individual *Lumbricus terrestris* earthworms exposed for  
 26 28 days in mesocosms of 260 g moist soil containing 0.35 wt% of Zn-bearing microplastic (236-4505  
 27 mg kg<sup>-1</sup>) ingested the microplastics, but there was no evidence of Zn accumulation, mortality or weight  
 28 change. Digestion of the earthworms showed that they did not retain microplastics in their gut. These  
 29 findings indicate that microplastics could act as vectors to increase metal exposure in earthworms, but  
 30 that the associated risk is unlikely to be significant for essential metals such as Zn that are well  
 31 regulated by metabolic processes.

32

33 **Keywords:** metals, microplastic, zinc, earthworm, uptake, toxicity

34

## 35 **Introduction**

36 Plastics are currently estimated to constitute up to 54 % (by mass) of anthropogenic waste materials  
37 released to the environment<sup>1</sup> and plastic debris is reported to be a prevalent pollutant in aquatic  
38 environments throughout the world.<sup>1-9</sup> Although, less widely reported, plastics may also accumulate in  
39 terrestrial environments from a range of sources, such as laundry dust, paint flakes, car tyre debris,  
40 sewage sludge, wind-blown dust from landfills, and agricultural plastic sheeting used to cover soil.<sup>10-14</sup>  
41 Nizetto et al.<sup>14</sup> estimate average and maximum annual additions of plastic particles to soil via sewage  
42 sludge in Europe at 0.2 and 8 mg ha<sup>-1</sup> yr<sup>-1</sup> per person but do not estimate absolute loadings. Huerta  
43 Lwanga et al.<sup>15</sup> state that bioturbation of soil with up to 40 % deliberate surface coverage of plastic  
44 bags results in plastic contents of 0.2 -1.2 % in the soil. Conventional high-density polyethylene  
45 (HDPE) bags are the lightweight single-use carrier bags used in almost all UK supermarkets; in 2014  
46 it was estimated that 7.6 billion single-use plastic bags were given to customers by major  
47 supermarkets in England.<sup>16</sup> Most single-use bags ultimately end up in landfill, but they are also  
48 common items of litter in urban and rural environments, especially along roadsides, where they can  
49 come into contact with other common roadside contaminants such as metals.<sup>17, 18</sup>

50 Once in the environment, UV radiation and high temperatures can lead to fragmentation of plastic  
51 debris and the formation of microscopic particles (microplastics [MPs];  $\leq 5$  mm plastic particles)<sup>19</sup>  
52 which, due to their small size, can be ingested by a range of aquatic invertebrates<sup>20-28</sup> and  
53 vertebrates.<sup>29-36</sup> Laboratory exposures, using aquatic invertebrates and fish suggest that this ingestion  
54 can lead to blockages in the digestive tract, inflammatory responses and reduced feeding due to  
55 plastic particles replacing digestible food.<sup>26, 34, 37-40</sup> Comparable studies on the impacts of microplastics  
56 on soil organisms are remarkably scarce,<sup>41</sup> however, investigations by Huerta Lwanga et al.<sup>15,42</sup>  
57 detected a significant decrease in weight and an increase in mortality for *L. terrestris* exposed to  
58 microplastic ( $< 150 \mu\text{m}$  low density polyethylene) loadings of  $\geq 28$  % by mass in the litter layer of soils.  
59 Huerta Lwanga et al.<sup>42</sup> also observed a decrease in particle size of microplastics between the  
60 microplastic-loaded litter and earthworm casts which suggests either preferential ingestion of the  
61 smaller particles, retention of larger particles in the earthworm gut subsequent to ingestion or  
62 breakdown of the larger particles into smaller sizes during transit through the earthworm gut. Given

63 the essential role earthworms play in soil processes<sup>43</sup> further studies on the impacts of microplastics  
64 on soil fauna are warranted.

65 In addition to the direct effects of microplastics on organisms, there is evidence that microplastics can  
66 act as vectors to transport other pollutants into organisms.<sup>44-47</sup> These pollutants can adsorb to the  
67 microplastics in the environment and desorb post-ingestion with potential for toxicity and / or  
68 accumulation in the food chain. The majority of studies consider organic contaminants (see recent  
69 review<sup>44</sup>) but a few consider metals <sup>45-47</sup> and metal sorption to plastic has been reported in the  
70 literature in the context of sample storage and choice of vessels in adsorption experiments.<sup>48</sup> The  
71 impact of metal-contaminated microplastics on soil organisms has not previously been investigated.  
72 However, metals can be prevalent contaminants in urban and agricultural soils<sup>49</sup> and are likely to co-  
73 occur with plastic pollutants in these environments. Therefore it is important to consider the possible  
74 interaction between metals and microplastics when evaluating the risk that both pose to terrestrial  
75 organisms. If microplastics can act as vectors to increase body burdens of metals then this could act  
76 to reduce the soil concentrations at which metals have a negative impact on the soil organism health.  
77 Zinc occurs ubiquitously in soils; typical background concentrations lie in the range 10 – 100 mg kg<sup>-1</sup>  
78 and concentrations are elevated by Zn-rich soil parent materials, atmospheric deposition, and  
79 applications of fertilisers, pesticides, animal manures and sewage sludge.<sup>49, 50</sup> Zn is an essential  
80 element for earthworms but at elevated concentrations ( $\geq 200$  mg kg<sup>-1</sup>) can have a toxic effect.<sup>51-54</sup>

81

82 The aims of the experiments reported here were therefore to determine: 1) the potential for  
83 microplastics generated from HDPE plastic carrier bags to adsorb Zn; 2) whether this sorption was  
84 reversible; 3) whether earthworms ingest or avoid Zn-laden microplastics; and 4) whether ingestion of  
85 Zn-laden microplastics has a measurable toxic impact.

86

## 87 **Experimental**

### 88 *Materials*

89 An arable and woodland soil, (UK grid references SE 629 497 and SE 623 508 respectively), were  
90 selected for use in these experiments to provide soils with contrasting organic matter contents. The  
91 soils were air-dried, sieved to < 2 mm and characterised prior to use. The arable soil was a loam soil  
92 (1 % clay, 48 % silt, 52 % sand) with a pH of  $6.66 \pm 0.04$ , organic matter content of  $5.87 \pm 0.23$  %,  
93 and contained  $60.9 \pm 1.24$  mg kg<sup>-1</sup> background Zn (n = 3,  $\pm$  standard deviation). The woodland soil  
94 was a loam soil (1 % clay, 33 % silt, 67 % sand) with a pH of  $6.70 \pm 0.04$ , organic matter content of  
95  $10.86 \pm 0.16$  %, and contained  $61.1 \pm 3.14$  mg kg<sup>-1</sup> background Zn (n = 3,  $\pm$  standard error).  
96 Characterisation methods are detailed in the Supporting information. Microplastics were obtained by  
97 manually cutting up white (with a red and blue pattern) HDPE single-use plastic carrier bags obtained  
98 from a UK national supermarket chain into small, irregularly shaped pieces. Average area of the  
99 pieces was  $0.92 \pm 1.09$  mm<sup>2</sup> (n = 314,  $\pm$  std dev), the average primary and secondary axis of the best  
100 fitting ellipse for each particle was  $1.32 \pm 0.72$  mm and  $0.71 \pm 0.43$  mm respectively (see Supporting  
101 Information, Table S1). The size falls below the 5mm<sup>2</sup> maximum size for plastics to be considered  
102 microplastics<sup>19</sup>, is such that the material could potentially be ingested by earthworms and was large  
103 enough for ease of use in the laboratory and separation from soils during experiments. The plastic  
104 was confirmed to be HDPE using Fourier transform infra-red spectroscopy (FTIR) (Fig. S1) and  
105 contained  $143 \pm 4.37$  mg kg<sup>-1</sup> background Zn (n = 3,  $\pm$  standard deviation). Characterisation methods  
106 are given in the Supporting information.

107

#### 108 *Adsorption experiments*

109 Adsorption experiments were carried out to determine the potential for microplastics to adsorb Zn and  
110 to compare the sorption capacity of microplastics to that of soils. Initial adsorption experiments were  
111 carried out using 0.2 g of soil / microplastic in 8.7 – 10.0 mL of 5.67 mg L<sup>-1</sup> Zn solution obtained by  
112 dissolving Zn(NO<sub>3</sub>)<sub>2</sub> in a background electrolyte of 0.1 M NaNO<sub>3</sub>. Samples were shaken at 220 rpm on  
113 a flatbed shaker. After 1, 3, 6, 12, 24 and 48 hours triplicate sacrificial replicates were filtered through  
114 Whatman 42 filter paper and the solutions analysed for Zn. Data (see Supporting Information, Fig. S2)  
115 indicate that adsorption had reached equilibrium within 24 hours and therefore this experimental  
116 duration was used for further adsorption experiments.

117

118 Adsorption isotherms for the arable and woodland soil and the microplastics were constructed using  
119 data from experiments in which c. 0.2 g soil or plastic or a mixture of 0.1 g soil and 0.1 g plastic were  
120 shaken at 220 rpm in glass vials for 24 hours on a flatbed shaker in 20 mL Zn solution (from  
121  $\text{Zn}(\text{NO}_3)_2$ ) in a background electrolyte of 0.1M  $\text{NaNO}_3$  to give a constant solution ionic strength. Initial  
122 target Zn concentrations were in the range 0.1 to 100 mg L<sup>-1</sup> with triplicate soil/plastic and solid-free  
123 control treatments at each concentration. Suspensions were filtered through Whatman 42 filter paper  
124 and analysed for Zn. Solid-free controls were used to measure true values of initial solution  
125 concentrations (Supporting information, Table S2) and concentrations adsorbed were calculated by  
126 difference between the Zn concentrations in the filtered solutions of the solid-free control and  
127 soil/plastic treatments at the end of the adsorption period. Langmuir and Freundlich isotherms were  
128 fitted to the adsorption data. For the mixed soil / microplastic adsorption experiments, after filtering,  
129 the microplastics were separated from the soil by flotation in water, washed in deionised water in an  
130 ultrasonic bath to remove adhering soil particles, air dried, weighed and then digested in concentrated  
131  $\text{HNO}_3$  to determine their adsorbed Zn content. The adsorbed Zn content of the soil was determined by  
132 mass balance considering total Zn adsorbed and the measured Zn adsorption on the microplastics.

133

#### 134 *Desorption experiments*

135 Desorption experiments were performed to determine whether microplastics could release previously  
136 sorbed Zn and to compare release rates with those from soils. To produce Zn-laden solids of three  
137 increasing Zn contents (C1, C2, C3) 5 g of soil or plastic were shaken in 500 mL of 1, 10 or 100 mg L<sup>-1</sup>  
138 Zn solution (from  $\text{Zn}(\text{NO}_3)_2$ ) for 24 hours. Suspensions were filtered through Whatman 42 filter paper  
139 and solutions analysed for Zn. Sorbed concentrations of 236 – 7171 mg kg<sup>-1</sup> Zn were determined from  
140 the difference in concentrations between solid-free and solid-bearing solutions (Supporting  
141 information, Table S3). The metal-loaded solids were washed in deionised water to remove residual  
142 Zn solution, air-dried and stored for use in desorption experiments. At the highest Zn concentration  
143 the Woodland soil adsorbed significantly more Zn than the arable soil or plastic and was therefore not  
144 used in the desorption experiments as Zn loadings were not equivalent.

145  
146  
147  
148  
149  
150  
151  
152  
153  
154  
155  
156  
157  
158  
159  
160  
161  
162  
163

Potential desorption in soil solution was investigated using 0.01M CaCl<sub>2</sub> solution.<sup>55</sup> 0.8 g solids were shaken for 2 hours in 8 mL 0.01 M CaCl<sub>2</sub> solution at 220 rpm in glass vials on a flatbed shaker. The suspensions were filtered through Whatman 42 filter paper which was then washed through with an additional 8 mL CaCl<sub>2</sub> solution that was added to the filtrate prior to analysis for Zn. Potential desorption in the earthworm gut was investigated using a synthetic oxic earthworm gut with the following enzyme activity per mL: amylase 675 U; cellulase 186 U, phosphatase 37 U, trypsin 250000 U.<sup>56</sup> Smith et al.<sup>56</sup> used a 2:1 (v:w) liquid to soil ratio based on the moisture content of earthworm guts. We used 1.2 mL of solution and 0.6 g soil. However, the low density of plastic relative to soil meant that this mass of microplastic had a high volume compared to soil. Therefore we decided to use a volume of microplastic (0.5 mL) equivalent to the volume of 0.6 mg of soil. This gave a mass of 0.05 g microplastic in our desorption experiments. As desorption in the extract might be a function of mass rather than volume of solid in contact with solution, we also performed experiments using 0.05 g of soil for comparison with the microplastic extractions. The soil-synthetic gut mixes were shaken for 3.5 hours at 220 rpm in glass vials on a flatbed shaker and then centrifuged for 15 minutes at 16500 rcf. One millilitre of solution was pipetted out and filtered through a Whatman 42 filter paper which was then washed through with 19 mL of 5% HNO<sub>3</sub> which was added to the initial filtrate. Solutions were analysed for Zn.

#### 164 *Earthworm exposure experiments*

165 In order to assess earthworm exposure to metal-bearing microplastics, *Lumbricus terrestris*  
166 earthworms were individually exposed to Zn-adsorbed microplastics. The exposure experiments were  
167 carried out using only arable soil to minimise the number of live earthworms used in our experiments.  
168 The arable soil was selected for the experiments on the basis of results from the adsorption /  
169 desorption experiments; it represents the worst case scenario for exposure to microplastic-adsorbed  
170 Zn as in the soil-microplastic adsorption experiments there was less preferential adsorption of Zn to  
171 the soil relative to the microplastic for the arable soil compared to the woodland soil. Clitellate, i.e.  
172 sexually mature individuals with a clitellum, *L. terrestris* weighing  $5.40 \pm 1.16$  g (n = 24,  $\pm$  standard  
173 deviation) were obtained from Worms Direct (Drylands, Ulting, Nr Maldon, Essex, CM9 6QS, United



174 Kingdom). Determining appropriate realistic exposure levels is difficult as there are no standard  
175 methods for quantifying microplastic levels in soils. In our experiments we used a soil microplastic  
176 content of 0.35 % by mass, similar to those reported in Huerta Lwanga et al.<sup>15</sup> for soils with a c. 40%  
177 surface coverage of plastic bags. 0.7 g of either control or Zn adsorbed microplastics (236, 1261 and  
178 4505 mg kg<sup>-1</sup> as prepared for the desorption experiments) were mixed into 200 g air dried arable soil  
179 which was then moistened with 60 g deionised water. The soils were placed in ziplock bags which  
180 were placed inside 480 cm<sup>3</sup> plastic drinking cups. Adding the Zn adsorbed microplastics leads to a  
181 slight increase in the total Zn concentration in the soil. To control for this affect, a further set of  
182 treatments, in which Zn(NO<sub>3</sub>)<sub>2</sub> solution was added to the arable soil were prepared. These treatments  
183 increased the total Zn content of the soil to the same extent as the additions of the Zn-adsorbed  
184 microplastics (i.e. by 0, 0.6 (CS1), 3.4 (CS2) and 12 (CS3) mg kg<sup>-1</sup>) (Table S4). Concentrations were  
185 increased to a greater extent than our target but in statistical analysis of our results where the  
186 increased concentration in Zn due to either the Zn-adsorbed plastics (C1 – C3) or Zn amendments to  
187 soil (CS1 – CS3) is treated as a factor in Analysis of Variance (ANOVA) we assume that the  
188 increases are the same (i.e. C1 ≡ CS1, C2 ≡ CS2 and C3 ≡ CS3). Treatments were prepared in  
189 triplicate. Individual *L. terrestris* were depurated for 2 days,<sup>57</sup> weighed and then added to each  
190 replicate. We chose not to feed the earthworms during the experiment as this may have reduced rates  
191 of soil ingestion and / or complicated data interpretation. The earthworms were exposed for 28 days  
192 at 10 °C; the mass of each replicate was measured daily for the first week and then once weekly for  
193 the remainder of the experiment. No significant mass loss occurred so no additional water was added  
194 to the treatments. After 28 days earthworms were removed, depurated for two days and weighed.  
195 Toxicity was assessed by mortality and weight change. Earthworms were then killed by freezing,  
196 defrosted and the posterior dissected to separate out the gut plus chloragog section from other body  
197 tissues and skin. The chloragog is a diffuse tissue that surrounds the gut and which contains  
198 chloragosome granules which concentrate potentially toxic metals.<sup>58-62</sup> The two fractions (i.e. gut plus  
199 chloragog; body tissues) were digested and analysed for Zn (c. 1 g of air dried tissue was digested  
200 overnight in 10 mL concentrated nitric acid and then further digested fo 6 – 8 hours at 90 °C, see  
201 Supporting Information for details). The microplastics do not dissolve in nitric acid and therefore the  
202 digestate was examined to determine whether earthworms retained microplastics in their gut. The  
203 depurate is the soil that earthworms excrete and which forms casts. The mass of depurate produced

204 over two days was weighed. Microplastics in the deplete and also the bulk soil were picked out from  
205 the soil by hand, washed in deionised water in an ultra-sonic bath for 5 minutes, air-dried, weighed  
206 and digested for Zn analysis. However, due to the low mass of microplastic recovered, there was  
207 insufficient Zn after digestion for detection by ICP-OES (See Supporting Information).

208

#### 209 *Analysis and Quality control*

210 All solutions were analysed for Zn using a Thermo Scientific iCAP 7000 inductively coupled plasma-  
211 optical emission spectrometer (ICP-OES). Quality control data for chemical analysis associated with  
212 each set of experiments are provided in the Supporting information (Table S8). Statistical analysis  
213 was carried out using SigmaPlot for Windows 12.0.

214

## 215 **Results and Discussion**

### 216 *Adsorption experiments*

217 When present as the only solid in the adsorption experiment both the soils and the microplastics  
218 adsorbed similar amounts of Zn (Fig. 1, Table 1). These data support the relatively few other studies  
219 that show that microplastics have the potential to adsorb metals.<sup>45-48</sup> Although both Langmuir and  
220 Freundlich isotherms described the data well, the fits to the Langmuir isotherm gave a negative value  
221 for the maximum adsorption capacity and are therefore not reported here. Values of  $1/n$  for the plastic  
222 are similar to those reported for polyethylene pellets and a range of other metals<sup>45, 46</sup> but values of  $K_f$   
223 are far higher, possibly reflecting differences in the surface chemistry of the plastics, particle size or  
224 surface area of the experimental material or the higher ionic strength of the filtered seawater used by  
225 Holmes et al. <sup>45, 46</sup> The higher level of adsorption exhibited by the woodland soil is most likely due to  
226 its higher organic matter content relative to the arable soil.<sup>50</sup> The adsorption experiments demonstrate  
227 that there is the potential for microplastics to accumulate metals and therefore be a source of  
228 exposure to metals for soil fauna.

229

230 When both soil and microplastic was present in the sorption experiment, overall adsorption and the  
 231 Freundlich parameters were similar to the adsorption experiments when only soil or plastic was  
 232 present. However, the digestion data indicate that the concentration of Zn adsorbed to the soil is far  
 233 greater than that sorbed to the plastic. On average adsorbed Zn concentrations are  $13.0 \pm 7.6$  ( $n =$   
 234  $18$ ,  $\pm$  standard deviation) times greater on the soil than on the plastic. Although the mean ratio of Zn  
 235 concentration on soil to plastic is  $15.1 \pm 9.3$  for the woodland soil and  $10.9 \pm 5.2$  for the arable soil  
 236 these are not significantly different (t test,  $p = 0.12$ ). The data suggest that at higher concentrations of  
 237 adsorbed Zn the extent of preferential concentration of adsorbed Zn on soils increases. There are no  
 238 significant differences in the ratio of concentration of adsorbed on the soil to plastic between the  
 239 arable and woodland soils at plastic concentrations of  $< c. 50 \text{ mg kg}^{-1}$  and  $> c. 50 \text{ mg kg}^{-1}$  (t tests,  $p \geq$   
 240  $0.08$ ). Combining the data for both soils, the soil to plastic ratio is greater at plastic Zn concentrations  
 241 above  $c. 50 \text{ mg kg}^{-1}$  ( $17.1 \pm 5.8$ ,  $n = 12$ ) compared to the ratio at plastic Zn concentrations below  $c. 50$   
 242  $\text{mg kg}^{-1}$  ( $4.7 \pm 1.3$ ,  $n = 6$ ) (Mann-Whitney test,  $p \leq 0.01$ ). These data suggest that although  
 243 microplastics exposed to Zn in soils have the potential to sorb the metal, competitive adsorption with  
 244 soil particles will result in relatively low levels of metal sorption to the microplastics, particularly at high  
 245 Zn loadings, thereby reducing the extent of possible exposure to Zn via microplastics for soil  
 246 organisms.

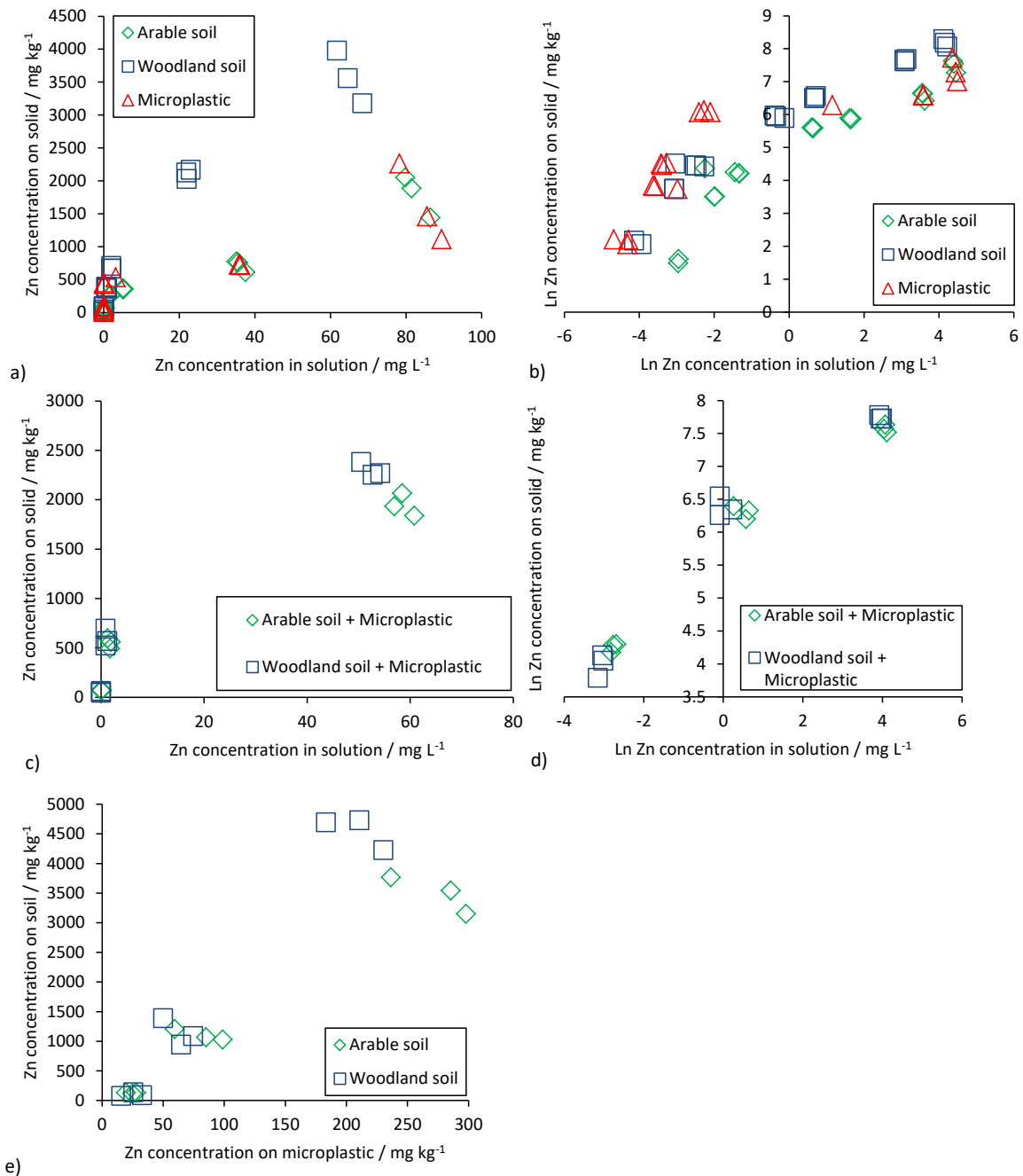
247

248 Table 1. Freundlich isotherm parameters for Zn adsorption to the Arable and Woodland soils and the  
 249 microplastics. 95% confidence intervals are given in brackets. The Freundlich equation is expressed  
 250 as  $C_s = K_f C_{aq}^{1/n}$  where  $C_s$  = concentration adsorbed to the solid at equilibrium,  $C_{aq}$  = concentration in  
 251 solution at equilibrium;  $K_f$  and  $n$  are constants.

	Ln $K_f$	1 / n	R <sup>2</sup>	P
Arable soil	4.72 (4.43 – 5.01)	0.63 (0.52 – 0.74)	0.89	$\leq 0.001$
Woodland soil	5.76 (5.54 – 5.98)	0.65 (0.57 – 0.73)	0.94	$\leq 0.001$
Microplastic	5.49 (5.01 – 5.96)	0.43 (0.30 – 0.56)	0.72	$\leq 0.001$
Arable soil + microplastic	5.75 (5.53 – 5.97)	0.48 (0.41 – 0.56)	0.96	$\leq 0.001$
Woodland soil + microplastic	5.88 (5.54 – 6.21)	0.53 (0.41 – 0.64)	0.94	$\leq 0.01$

252

253 Fig 1. (a) Adsorption data for Arable soil, Woodland soil and microplastics. (b) Freundlich isotherms  
 254 for Arable soil, Woodland soil and microplastics, (c) adsorption data for mixed Arable soil +  
 255 microplastics and Woodland soil + microplastics, (d) Freundlich isotherms for mixed Arable soil +  
 256 microplastics and Woodland soil + microplastics, (e) concentrations of Zn adsorbed to Arable soil and  
 257 microplastic and Woodland soil and microplastic in mixed adsorption experiments.



258

259

260

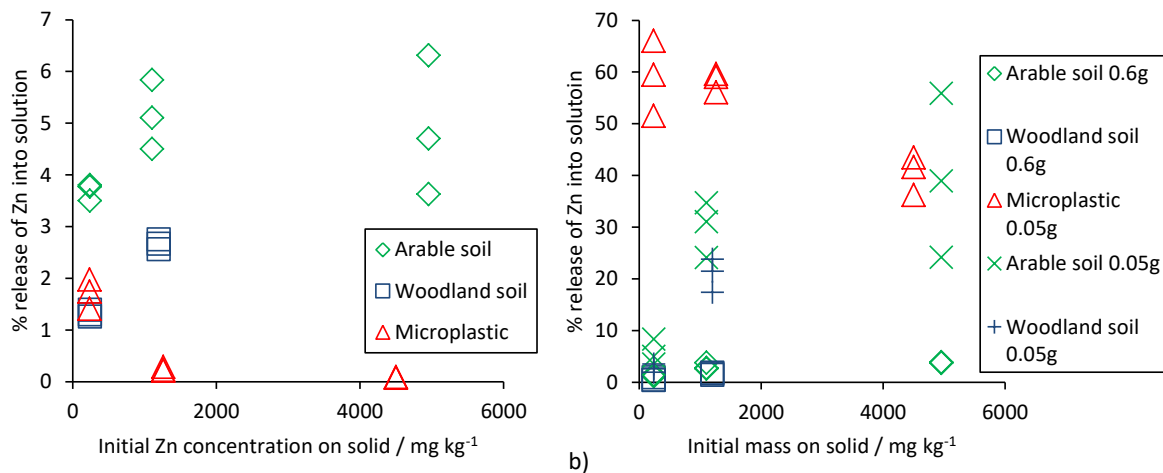
261 *Desorption experiments*

262 Very little desorption was measured for the 0.01M CaCl<sub>2</sub> solution experiments (Fig. 2), although the  
263 soils did desorb more Zn ( $3.5 \pm 1.6\%$ ,  $n = 15$ ,  $\pm$  standard deviation) than the microplastics ( $0.7 \pm 0.8\%$ ,  
264  $n = 9$ ,  $\pm$  standard deviation) (t test,  $p \leq 0.001$ ). The low % desorption values suggest that once  
265 adsorbed, Zn would remain associated with microplastics in soil systems. In contrast, more  
266 desorption, particularly from the microplastics was measured in the synthetic earthworm gut. For  
267 samples of the same volume (0.6 g soil, 0.05 g microplastic) at  $< 2000$  mg Zn kg<sup>-1</sup> metal loadings, 30  
268 times more Zn was found to desorb from the plastic ( $59 \pm 5 \%$ ,  $n = 6$ ,  $\pm$  standard deviation) than soil  
269 ( $2 \pm 1 \%$ ,  $n = 12$ ,  $\pm$  standard deviation) (Mann Whitney test,  $p \leq 0.01$ ). This was also observed at c.  
270 5000 mg Zn kg<sup>-1</sup> metal loadings; 10 times more Zn was found to desorb from the plastic ( $40 \pm 4 \%$ ,  $n$   
271  $= 3$ ,  $\pm$  standard deviation) than soil ( $4 \pm 0.1 \%$ ,  $n = 3$ ,  $\pm$  standard deviation) (t-test,  $p \leq 0.01$ ).  
272 Desorption was more comparable for samples of the same mass (0.05 g soil or plastic); at  $< 2000$  mg  
273 Zn kg<sup>-1</sup> metal loadings, 4 times more Zn was found to desorb from the plastic ( $59 \pm 5 \%$ ,  $n = 6$ ,  $\pm$   
274 standard deviation) than soil;  $15 \pm 12 \%$  ( $n = 12$ ,  $\pm$  standard deviation) (Mann Whitney test,  $p \leq 0.01$ )  
275 but above 2000 mg kg<sup>-1</sup> there was no significant difference in the amount of Zn that desorbed (Mann  
276 Whitney test,  $p = 1.00$ ) ( $40 \pm 4 \%$ , for plastic;  $40 \pm 16\%$  for Arable soil;  $n = 3$ ,  $\pm$  standard deviation for  
277 each). Collectively, these results suggest that, at least for Zn loadings up to 2000 mg kg<sup>-1</sup>, the Zn  
278 adsorbed to microplastics may be more available to earthworms than that adsorbed to soil particles.  
279 Therefore if microplastics do become loaded with Zn this has the potential to be a significant exposure  
280 pathway for earthworms.

281

282

283 Fig. 2. Desorption of Zn from soils and plastic in a) 0.01M CaCl<sub>2</sub> and b) a synthetic oxic earthworm  
 284 gut.



285

286

287 *Earthworm exposure experiments*

288 Concentrations of Zn adsorbed to the plastic and the increases in soil Zn content due to addition of  
 289 Zn(NO<sub>3</sub>)<sub>2</sub> to the soil used in the exposure experiments are reported in the Supporting information  
 290 (Tables S3 and S4 respectively). Two earthworms either died or escaped from the exposure  
 291 experiments, one from a replicate for the arable soil with no plastic or Zn amendment treatment and  
 292 one from a replicate for the highest concentration Zn(NO<sub>3</sub>)<sub>2</sub>-amended treatment. Earthworms lost  
 293 weight over the duration of the experiment in all treatments ( $19 \pm 7.7\%$ ,  $n = 22$ ,  $\pm$  standard deviation;  
 294 Table S5), most likely because they were not fed during the experiment but there were no significant  
 295 differences in weight loss experienced by earthworms between the different treatments ( $p \geq 0.05$ , Two  
 296 way analysis of variance with increased Zn concentration in the soil (Control, C1 / CS1, C2 / CS2 and  
 297 C3 / CS3) and source of metal (microplastic or Zn(NO<sub>3</sub>)<sub>2</sub>) as factors). The lack of any survival or  
 298 weight loss effect on the earthworms at the bulk Zn concentrations used was not unexpected given  
 299 that the bulk concentration of Zn used in these experiments were below those reported to be toxic to  
 300 earthworms.<sup>54, 63</sup> Similarly, Huerta Lwanga et al.<sup>42</sup> recorded no toxic effects at higher microplastic  
 301 concentrations than those used here (7% plastic). Analysis of the earthworm tissues indicated the  
 302 presence of Zn (Table S6). Zn concentration in the gut plus chloragog fraction was higher compared  
 303 to the “other tissues” fraction ( $1698 \pm 808$  mg kg<sup>-1</sup> vs  $362 \pm 232$  mg kg<sup>-1</sup>,  $n = 21$  for each fraction,  $\pm$

304 standard deviation,  $p \leq 0.01$ , Holm-Sidak pair wise comparison) but there were no significant  
305 differences in Zn load associated with either the source of the Zn (microplastic or  $\text{Zn}(\text{NO}_3)_2$ ) or the  
306 increased Zn concentration in the soil (Control, C1/CS1, C2/CS3 or C3/CS3) ( $p > 0.05$ , three way  
307 analysis of variance). Zn is a highly regulated essential element in earthworms that is concentrated in  
308 the chloragoc<sup>58-62</sup> and the tissue concentrations recorded in our study are similar to those reported for  
309 earthworms collected from uncontaminated and Zn-enriched soils.<sup>62, 64</sup> In addition the high  
310 concentration in the gut plus chloragoc fraction compared to the “other tissues” fraction was seen in  
311 both the control and Zn-exposed earthworms and, following digestion, no microplastic fragments were  
312 observed in the digestate. Thus the high Zn concentrations in the gut plus chloragoc fraction appear  
313 to be due to “normal” earthworm metabolic processes and not the accumulation of Zn-laden  
314 microplastics in the earthworm gut.

315

316 The average mass of deurate recovered from the treatments was  $0.28 \pm 0.12$  g ( $n = 21$ ,  $\pm$  standard  
317 deviation, Table S7). There was no significant difference between the mass of deurate recovered  
318 between treatments ( $p \geq 0.05$ , Two way analysis of variance with increased Zn concentration (Control,  
319 C1/CS1, C2/CS2, C3/CS3) and source of metal (microplastic or  $\text{Zn}(\text{NO}_3)_2$ ) as factors). This is  
320 consistent with Huerta Lwanga et al.<sup>42</sup> who observed no impact on soil ingestion rate between soils  
321 with a control leaf litter covering and soils with leaf litter containing 7% microplastic. The average  
322 mass of microplastic recovered from the bulk soil and deurate was  $0.0056 \pm 0.0028$  g of microplastic  
323 per gram of soil ( $n = 22$ ,  $\pm$  standard deviation) and there were no significant differences in mass of  
324 microplastic recovered either between bulk soil and deurate or between the different metal loads ( $p \geq$   
325  $0.05$ , Two way analysis of variance). This suggests that there was no preferential ingestion or  
326 avoidance of the microplastics as earthworms ingested soil. This is perhaps surprising: firstly,  
327 assuming that Zn did not desorb from the plastic when added to the soil (we were unable to confirm  
328 this by measurement due to low masses of microplastic recovered from the soil but this assumption is  
329 supported by our 0.01M  $\text{CaCl}_2$  extraction data) the higher concentrations of Zn on the microplastics  
330 ( $1261$  and  $4505$   $\text{mg kg}^{-1}$ ) are within the range of Zn soil concentrations reported to have a toxic effect  
331 on earthworms<sup>54</sup> and higher than soil concentrations in which avoidance of Zn-amended<sup>51, 52</sup> and field-  
332 contaminated<sup>53, 65</sup> soils by earthworms have been observed; and secondly, several studies suggest

333 that earthworms are able to express preferences both for the particle size of ingested material and the  
334 actual material ingested.<sup>66-70</sup>

335

336 Thus in our experiments there was no evidence for either preferential ingestion or avoidance of  
337 microplastics by *L. terrestris* at Zn loadings up to 4505 mg kg<sup>-1</sup> suggesting that earthworms could be  
338 exposed to metals by ingesting Zn-bearing plastics. However, ingestion of Zn-laden microplastics at  
339 these concentrations had no significant effect on survival or body weight though we note that any  
340 subtle effects due to microplastic ingestion may have been masked by the weight loss experienced by  
341 all the earthworms due to our not feeding them over the duration of the experiment.

342

343 Another question of environmental relevance is whether Zn was concentrated in cast material due to  
344 the presence of Zn-laden microplastics. A conceptual mass balance calculation using our data  
345 suggests that this was not the case. In our experimental design, for each Zn-loaded, microplastic-  
346 amended treatment there was a Zn(NO<sub>3</sub>)<sub>2</sub>-amended treatment to give an equivalent bulk Zn  
347 concentration. The lack of a significant difference between treatments for the mass of depurate  
348 recovered from earthworms indicates the same rate of soil ingestion and excretion between  
349 treatments. The lack of a significant difference in the concentration of microplastics in the depurate  
350 and microplastic-amended bulk soil indicates no avoidance or preferential ingestion of the  
351 microplastics. As the earthworms did not accumulate Zn over the course of the experiment, mass  
352 balance indicates that the earthworms must have excreted the same mass of Zn as they ingested and  
353 that this was the same between the equivalent microplastic-amended and Zn(NO<sub>3</sub>)<sub>2</sub>-amended  
354 treatments that had the same bulk Zn concentration. Thus the bulk Zn concentration in the depurate  
355 (and casts) from the microplastic-amended and Zn(NO<sub>3</sub>)<sub>2</sub>-amended treatments would have been the  
356 same. Given that earthworm activity typically increases metal availability<sup>71</sup> it would be interesting to  
357 determine whether passage through the gut changes the partitioning of Zn between the soil and  
358 microplastic and / or the availability in the casts. However, although we extracted microplastics from  
359 the depurate, there was insufficient mass for Zn analysis so we are unable to answer this question.

360



361 *Environmental implications*

362 Our co-adsorption data show that soil concentrates Zn relative to microplastics by a factor of 5 – 20.  
363 Once adsorbed by the microplastics or soil the Zn is unlikely to desorb into the soil solution (0.01 M  
364 CaCl<sub>2</sub> extractions). In contrast, the synthetic earthworm gut extractions performed on equal volumes  
365 of soil and microplastics suggest Zn is 10-30 times more likely to desorb from microplastics than soil  
366 implying microplastics could increase the bioavailability of metals. However, when the adsorption and  
367 desorption characteristics are compared they approximately balance each other, suggesting that, as  
368 with the exposure of aquatic organisms to organic chemicals due to microplastic ingestion, exposure  
369 of earthworms to Zn would be relatively unaffected by microplastics. <sup>44</sup>When the synthetic earthworm  
370 gut extractions were carried out on the same mass of material, Zn adsorbed to the plastic was  
371 determined as only being up to 4 times more available than that adsorbed to the soil suggesting that  
372 the presence of microplastics could reduce the exposure of earthworms to Zn..

373

374 Our exposure experiment and analysis of microplastic content of depurate suggests that earthworms  
375 do not avoid the ingestion of Zn-laden microplastics but also that there is no preferential ingestion of  
376 microplastics. Thus scenarios of ingestion of equal amounts of soil and microplastics appear to be  
377 plausible since Huerta Lwanga et al.<sup>15</sup> report microplastic contents of litter layer, where *L. terrestris*  
378 feed, of up to 40%. Under these scenarios our data of relative greater adsorption of Zn to soils than  
379 microplastic and relatively greater bioavailability of adsorbed Zn to earthworms from microplastics  
380 than soils suggests that ingestion of microplastics is unlikely to increase earthworm exposure to Zn.

381 Our study highlights the potential for plastics to act as vectors for increasing uptake of metals in  
382 terrestrial environments highlighting the need for a wider range of metals, particularly non-essential  
383 metals that earthworms (and other organisms) are less able to regulate, together with a wider range  
384 of plastic feedstocks with potentially different surface chemistries and sorption characteristics, to be  
385 investigated. Further, smaller particles than those investigated here will have a higher surface area to  
386 mass ratio which may impact on relative adsorption between soil and microplastics such that the  
387 impact of particle size also warrants further investigation. Finally, changes in metal partitioning  
388 between microplastics and soil and consequent changes in metal bioavailability in casts relative to  
389 bulk soil due to passage through the earthworm gut may also warrant investigation.

390 **Supporting information**

391 Material characterisation methods; Earthworm synthetic gut method; Results from temporal  
392 adsorption experiments; Solution Zn concentrations used in adsorption experiments; Solid Zn  
393 concentrations used in desorption experiments; Zn concentration increases in earthworm exposure  
394 experiments; Earthworm weight changes in earthworm exposure experiments; Earthworm Zn  
395 concentrations in earthworm exposure experiments; Mass of depurate and microplastic content in  
396 earthworm exposure experiments; Quality control data

397

398 **Acknowledgements**

399 The authors would like to thank Rebecca Sutton for assistance with ICP-OES analyses, Jo Witton for  
400 training on ImageJ and Ting Yang for the FTIR analysis. The helpful reviews of three anonymous  
401 reviewers and editor comments are gratefully acknowledged. MEH gratefully acknowledges the many  
402 times that John Morgan generously shared his ideas and provided help with earthworm-related  
403 projects; he was a brilliant colleague and is deeply missed.

404

405 **References**

- 406 (1) Hoellein, T.; Rojas, M.; Pink, A.; Gasiior, J.; Kelly, J. Anthropogenic Litter in Urban Freshwater  
407 Ecosystems: Distribution and Microbial Interactions. *PLoS ONE* **2014**, 9(6), e98485.
- 408 (2) Browne, M.A.; Crump, P.; Niven, S.J.; Teuten, E.; Tonkin, A.; Galloway, T.; Thompson, R.  
409 Accumulation of Microplastic on Shorelines Worldwide: Sources and Sinks. *Environmental*  
410 *Science and Technology* **2011**, 45, 9175-9179.
- 411 (3) Andrady, A.L. Microplastics in the marine environment. *Marine Pollution Bulletin* **2011**, 62,  
412 1596-1605.
- 413 (4) Barnes, D.K.A.; Galgani, F.; Thompson, R.C.; Barlaz, M. Accumulation and fragmentation of  
414 plastic debris in global environments. *Philosophical Transactions of the Royal Society B* **2009**,  
415 364, 1985-1998.

- 416 (5) Lechner, A.; Keckeis, H.; Lumesberger-Lois, F.; Zens, B.; Krush, R.; Tritthart, M.; Glas, M.;  
417 Schludermann, E. The Danube so colourful: A potpourri of plastic litter outnumbers fish larvae in  
418 Europe's second largest river. *Environmental Pollution* **2014**, 188, 177-181.
- 419 (6) Wagner, M.; Scherer, C.; Alvarez-Munoz, D.; Brennholt, N.; Bourrain, X.; Buchinger, S.; Fries, E.;  
420 Grosbois, C.; Klasmeier, J.; Marti, T.; Rodriguez-Mozaz, S.; Urbatzka, R.; Vethaak, A.D.;  
421 Winther-Nielsen, M.; Reifferscheid, G. Microplastics in freshwater ecosystems: what we know  
422 and what we need to know. *Environmental Sciences Europe* **2014**, 26, 12.
- 423 (7) Eerkes-Medrano, D.E.; Thompson, R.C.; Aldridge, D.C. Microplastics in freshwater systems: A  
424 review of the emerging threats, identification of knowledge gaps and prioritisation of research  
425 needs. *Water Research* **2015**, 75, 63-82.
- 426 (8) Jambeck, J.R.; Geyer, R.; Wilcox, C.; Siegler, T.R.; Perryman, M.; Andrady, A.; Narayan, R.;  
427 Law, K.L. Plastic waste inputs from land into the ocean. *Science*, **2015**, 347, 768-771
- 428 (9) Enders, K.; Lenz, R.; Stedmon, C.A.; Nielsen, T.G. Abundance, size and polymer composition of  
429 marine microplastics  $\geq 10 \mu\text{m}$  in the Atlantic Ocean and their modelled vertical distribution.  
430 *Marine Pollution Bulletin* **2015**, 100, 70-81.
- 431 (10) Nizetto, L.; Bussi, G.; Futter, M.N.; Butterfield, D.; Whitehead, P.G. A theoretical assessment of  
432 microplastic transport in river catchments and their retention by soils and river sediments.  
433 *Environmental Science: Processes and Impacts* **2016**, 18, 1050-1059.
- 434 (11) Sundt, P.; Schulze, P.-E.; Syversen, F. *Sources of microplastics-pollution to the marine*  
435 *environment*, 2014; Report M-321.
- 436 (12) Lassen, C.; Hansen, S.F.; Magnusson, K.; Noren, F.; Bloch Hartmann, N.I.; Jensen, P.R.;  
437 Nielsen, T.G.; Brinh, A. *Microplastics – Occurrence, effects and sources of releases to the*  
438 *environment in Denmark*. Project 1793, 2015; Environmental Protection Agency, Ministry of  
439 Environment and Food of Denmark.
- 440 (13) Steinmetz, Z.; Wollmann, C.; Schaefer, M.; Buchmann, C.; David, J.; Troger, J.; Muñoz, K.; Frör,  
441 P.; Schaumann, G.E. Plastic mulching in agriculture. Trading short-term agronomic benefits for  
442 long-term soil degradation? *Science of the Total Environment* **2016**, 550, 690–705.
- 443 (14) Nizzetto, L.; Futter, M.; Langaas, S. Are agricultural soils dumps for microplastics of urban  
444 origin? *Environmental Science and Technology* **2016**, 50, 10777-10779.

- 445 (15) Huerta Lwanga, E.; Gertsen, H.; Gooren, H.; Peters, P.; Salánki, T.; van der Ploeg, M.;  
446 Besseling, E.; Koelmans, A.A.; Geissen, V. Incorporation of microplastics from litter into burrows  
447 of *Lumbricus terrestris*. *Environmental Pollution* **2017**, *220*, 523-531.
- 448 (16) *Single-use plastic carrier bags charge: data in England for 2015 to 2016*. Department for  
449 Environment, Food and Rural Affairs, UK, 2016;  
450 [https://www.gov.uk/government/publications/carrier-bag-charge-summary-of-data-in-england-](https://www.gov.uk/government/publications/carrier-bag-charge-summary-of-data-in-england-for-2015-to-2016/single-use-plastic-carrier-bags-charge-data-in-england-for-2015-to-2016)  
451 [for-2015-to-2016/single-use-plastic-carrier-bags-charge-data-in-england-for-2015-to-2016](https://www.gov.uk/government/publications/carrier-bag-charge-summary-of-data-in-england-for-2015-to-2016/single-use-plastic-carrier-bags-charge-data-in-england-for-2015-to-2016)
- 452 (17) Akbar, K.F.; Hale, W.H.G.; Headley, A.D.; Athar, M. Heavy metal contamination of roadside soils  
453 of Northern England. *Soil and Water Research* **2006**, *1*, 158-163.
- 454 (18) Crosby, C.J.; Fullen, M.A.; Booth, C.A. Potential linkages between mineral magnetic  
455 measurements and urban roadside soil pollution (part 2) *Environmental Science: Processes and*  
456 *Impacts* **2014**, *16*, 548-557.
- 457 (19) GESAMP. Sources, fate and effects of microplastics in the marine environment: a global  
458 assessment. In: Kershaw, P.J. (Ed) (IMO/FAO/UNESCO-  
459 IOC/UNIDO/WMO/IAEA/UN/UNEP/UNDP Joint Group of Experts on the Scientific Aspects of  
460 Marine Environmental Protection). *Rep. Stud. GESAMP No. 90*. **2015**, 96pp
- 461 (20) Mathalon, A.; Hill, P. Microplastic fibers in the intertidal ecosystem surrounding Halifax Harbor,  
462 Nova Scotia. *Marine Pollution Bulletin* **2014**, *81*, 69-79.
- 463 (21) Wright, S.L.; Rowe, D.; Thompson, R.C.; Galloway, T.S. Microplastic ingestion decreases energy  
464 reserves in marine worms. *Current Biology* **2013**, *23*, 1031-1033.
- 465 (22) Browne, M.A.; Dissanayake, A.; Galloway, T.S.; Lowe, D.M.; Thompson, R.C. Ingested  
466 microscopic plastic translocates to the circulatory system of the mussel, *Mytilus edulis* (L.).  
467 *Environmental Science and Technology* **2008**, *42*, 5026-5031.
- 468 (23) Farrell, P.; Nelson, K. Trophic level transfer of microplastic: *Mytilus edulis* (L.) to *Carcinus*  
469 *maenas* (L.). *Environmental Pollution* **2013**, *177*, 1-3.
- 470 (24) von Moos, N.; Burkhardt-Holm, P.; Köhler, A. Uptake and effects of microplastics on cells and  
471 tissue of the blue mussel *Mytilus edulis* L. after an experimental exposure. *Environmental*  
472 *Science and Technology* **2012**, *46*, 11327-11335.

- 473 (25) Graham, E.R.; Thompson, J.T. Deposit- and suspension-feeding sea cucumbers  
474 (Echinodermata) ingest plastic fragments. *Journal of Experimental Marine Biology and Ecology*  
475 **2009**, 368, 22-29.
- 476 (26) Cole, M.; Lindeque, P.; Fileman, E.; Halsband, C.; Goodhead, R.; Moger, J.; Galloway, T.S.  
477 Microplastic ingestion by zooplankton. *Environmental Science and Technology* **2013**, 47,  
478 6646–6655.
- 479 (27) Casado, M.P.; Macken, A.; Byrne, H.J. Ecotoxicological assessment of silica and polystyrene  
480 nanoparticles assessed by a multitrophic test battery. *Environmental International* **2013**, 51, 97-  
481 105.
- 482 (28) Setälä, O.; Fleming-Lehtinen, V.; Lehtiniemi, M. Ingestion and transfer of microplastics in the  
483 planktonic food web. *Environmental Pollution* **2014**, 185, 77–83.
- 484 (29) Boerger, C.M.; Lattin, G.L.; Moore, S.L.; Moore, C.J. Plastic ingestion by planktivorous fishes in  
485 the North Pacific Central Gyre. *Marine Pollution Bulletin* **2010**, 60, 2275-2278.
- 486 (30) Possatto, F.E.; Barletta, M.; Costa, M.F.; Ivar do Sul, J.A.; Dantas, D.V. Plastic debris ingestion  
487 by marine catfish: An unexpected fisheries impact. *Marine Pollution Bulletin* **2011**, 62, 1098-  
488 1102.
- 489 (31) Lusher, A.L.; McHugh, M.; Thompson, R.C. Occurrence of microplastics in the gastrointestinal  
490 tract of pelagic and demersal fish from the English Channel. *Marine Pollution Bulletin* **2013**, 67,  
491 94-99.
- 492 (32) Foekema, E.M.; De Gruijter, C.; Mergia, M.T.; van Franeker, J.A.; Murk, A.J.; Koelmans, A.A.  
493 Plastic in North Sea fish. *Environmental Science and Technology* **2013**, 47, 8818–8824.
- 494 (33) Sanchez, W.; Bender, C.; Porcher J-M. Wild gudgeons (*Gobio gobio*) from French rivers are  
495 contaminated by microplastics: Preliminary study and first evidence. *Environmental Research*  
496 **2014**, 128, 98-100.
- 497 (34) Katzenberger, T.; Thorpe, K. Assessing the impact of exposure to microplastics in fish.  
498 *Environment Agency Report – SC120056*. March 2015.
- 499 (35) de Sá, L.C.; Luis, L.G.; Guilhermino, L. Effects of microplastics on juveniles of the common goby  
500 (*Pomatoschistus microps*): Confusion with prey, reduction of the predatory performance and  
501 efficiency, and possible influence of developmental conditions. *Environmental Pollution* **2015**,  
502 196, 359–362.

- 503 (36) Rummel, C.D.; Löder, M.G.J.; Fricke, N.F.; Lang, T.; Griebeler, E-M.; Janke, M.; Gerdt, G.  
504 Plastic ingestion by pelagic and demersal fish from the North Sea and Baltic Sea. *Marine*  
505 *Pollution Bulletin* **2016**, 102, 134-141.
- 506 (37) Wright, S.L.; Thompson, R.C.; Galloway, T.S. The physical impacts of microplastics on marine  
507 organisms: A review. *Environmental Pollution* **2013**, 178, 483-492.
- 508 (38) Lönnstedt, O.M.; Eklöv, P. Environmentally relevant concentrations of microplastic particles  
509 influence larval fish ecology. *Science* **2016**, 352, 1213-1216.
- 510 (39) Lu, Y.; Zhang, Y.; Deng, Y.; Jiang, W.; Zhao, Y.; Geng, J.; Ding, L.; Ren, H. Uptake and  
511 accumulation of polystyrene microplastics in Zebrafish (*Danio rerio*) and toxic effects in liver.  
512 *Environmental Science and Technology* **2016**, 50, 4054-4060.
- 513 (40) Mattsson, K.; Ekvall, M.T.; Hansson, L-A.; Linse, S.; Malmendal, A.; Cedervall T. Altered  
514 behaviour, physiology, and metabolism in fish exposed to polystyrene nanoparticles.  
515 *Environmental Science and Technology* **2015**, 49, 553-561.
- 516 (41) Rillig, M.C. Microplastic in terrestrial ecosystems and the soil? *Environmental Science and*  
517 *Technology* **2012**, 46, 6453-6454.
- 518 (42) Huerta Lwanga, E.; Gertsen, H.; Gooren, H.; Peters, P.; Salánki, T.; van der Ploeg, M.;  
519 Besseling, E.; Koelmans, A.A.; Geissen, V. Microplastics in the terrestrial ecosystem:  
520 implications for *Lumbricus terrestris* (Oligochaeta, Lumbricidae). *Environmental Science and*  
521 *Technology* **2016**, 50, 1685–2691.
- 522 (43) Blouin, M.; Hodson, M.E.; Delgado, E.A.; Baker, G.; Brussard, L.; Butt, K.R.; Dai, J.; Dendooven,  
523 L.; Peres, G.; Tondoh, J.E.; Cluzeau, D.; Brun, J.-J. A review of earthworm impact on soil  
524 function and ecosystem services. *European Journal of Soil Science* **2013**, 64, 161-182.
- 525 (44) Koelmans, A.A.; Bakir, A.; Burton, G.A.; Janssen, C.R. Microplastic as a vector for chemicals in  
526 the aquatic environment: critical review and model-supported reinterpretation of empirical  
527 studies. *Environmental Science and Technology* **2016**, 50, 3315-3326.
- 528 (45) Holmes, L.A.; Turner, A.; Thompson, R.C. Adsorption of trace metals to plastic resin pellets in  
529 the marine environment. *Environmental Pollution* **2012**, 160, 42–48
- 530 (46) Holmes, L.A.; Turner, A.; Thompson, R.C. Interactions between trace metals and plastic  
531 production pellets under estuarine conditions. *Marine Chemistry* **2014**, 167, 25–32.

- 532 (47) Rochman, C.M.; Hentschel, B.T.; The, S.J. Long-term sorption of metals is similar among plastic  
533 types: implications for plastic debris in aquatic environments. *PLoS One*, **2014**, *9*(1), e85433,  
534 <http://dx.doi.org/10.1371/journal.pone.0085433>
- 535 (48) Giusti, L.; Taylor, J.H.; Davison, W.; Hewitt, C.N. Artefacts in sorption experiments with trace-  
536 metals. *Science of the Total Environment* **1994**, *152*, 227-238.
- 537 (49) Alloway, B.J. Sources of heavy metals and metalloids. In *Heavy metals in soils*, Alloway, B.J. Ed;  
538 Springer, Dordrecht 2013; pp 11-50.
- 539 (50) Mertens, J.; Smolders, E. Zinc. In *Heavy metals in soils*, Alloway, B.J., Ed.; Springer, Dordrecht  
540 2013; pp 465-493.
- 541 (51) Gao, M.; Lv, M.; Hang, M.; Song, W.; Wang, D. Avoidance behaviour of *Eisenia fetida* in  
542 oxytetracycline- and heavy metal-contaminated soils. *Environmental Toxicology and*  
543 *Pharmacology* **2016**, *47*, 119-123.
- 544 (52) Scheffczyk, A.; Frankenbach, S.; Jänsch, S.; Römbke, J. Comparison of the effects of zinc  
545 nitrate-tetrahydrate and tributyltin-oxide on the reproduction and avoidance behavior of the  
546 earthworm *Eisenia andrei* in laboratory tests using nine soils. *Applied Soil Ecology* **2014**, *83*,  
547 253-257.
- 548 (53) Spurgeon, D.J.; Hopkin, S.P. Extrapolation of the laboratory-based OECD earthworm toxicity test  
549 to metal-contaminated field sites. *Ecotoxicology* **1995**, *4*, 190–205.
- 550 (54) Spurgeon, D.J.; Svendsen, C.; Rimmer, V.R.; Hopkin, S.P.; Weeks, J.M. Relative sensitivity of  
551 life-cycle and biomarker responses in four earthworm species exposed to zinc. *Environmental*  
552 *Toxicology and Chemistry* **2000**, *19*, 1800-1808.
- 553 (55) Houba, V.J.G.; Lexmond, Th.M.; Novozamsky, I.; van der Lee, J.J. State of the art and future  
554 developments in soil analysis for bioavailability assessment. *The Science of the Total*  
555 *Environment* **1996**, *178*, 21-28.
- 556 (56) Smith, B.A.; Greenberg, B.; Stephenson, G.L. Comparison of biological and chemical measures  
557 of metal bioavailability in field soils: Test of a novel simulated earthworm gut extraction.  
558 *Chemosphere* **2010**, *81*, 755-766.
- 559 (57) Arnold, R.E.; Hodson, M.E. Effect of time and mode of depuration on tissue copper  
560 concentrations of *Eisenia andrei*, *Lumbricus rubellus* and *Lumbricus terrestris*. *Environmental*  
561 *Pollution* **2007**, *148*, 21–30.

- 562 (58) Cotter-Howells, J.; Charnock, J.M.; Winters, C.; Kille, P.; Fry, J.C.; Morgan, A.J. Metal  
563 compartmentation and speciation in a soil sentinel: the earthworm, *Dendrodrilus rubidus*.  
564 *Environmental Science and Technology* **2005**, *39*, 7731-7740.
- 565 (59) Morgan, A.J. A morphological and electron microscope study of the inorganic composition of the  
566 mineralised secretory products of the calciferous gland and chloragogenous tissue of the  
567 earthworm *Lumbricus terrestris*. L. *Cell and Tissue Research* **1981**, *220*, 829-844.
- 568 (60) Prentø, P. Metals and phosphate in the chloragosomes of *Lumbricus terrestris* and their  
569 possible physiological significance. *Cell and Tissue Research* **1979**, *196*, 123-134.
- 570 (61) Andresen, C.; Laursen, J.; Distribution of heavy metals in *Lumbricus terrestris*, *Aporrectodea*  
571 *longa* and *A. rosea* measured by atomic absorption and X-ray fluorescence spectrometry.  
572 *Pedobiologia* **1982**, *24*, 347-356.
- 573 (62) Andre, J.; Charnock, J.; Sturzenbaum, S.R.; Kille, P.; Morgan, A.J.; Hodson, M.E. Accumulated  
574 metal speciation in earthworm populations with multigenerational exposure to metalliferous soils:  
575 cell fractionation and high energy synchrotron analysis. *Environmental Science and Technology*  
576 **2009**, *43*, 6822-6829.
- 577 (63) Spurgeon, D.J.; Hopkin, S.P. The effects of metal contamination on earthworm populations  
578 around a smelting works: quantifying species effects. *Applied Soil Ecology* **1996**, *4*, 147-160.  
579
- 580 (64) Nahmani, J.; Hodson, M.E.; Black, S. Effect of metals on life cycle parameters of the earthworm  
581 *Eisenia fetida* exposed to field-contaminated, metal-polluted soils. *Environmental Pollution* **2007**,  
582 *149*, 44-58.
- 583 (65) Lukkari, T.; Taavitsainen, M.; Väisänen, A.; Haimi, J. Effects of heavy metals on earthworms  
584 along contamination gradients in organic rich soils. *Ecotoxicology and Environmental Safety*  
585 **2004**, *59*, 340-348.
- 586 (66) Materechera, S.A.; Mandiringana, O.T.; Nyamapfee, K. Production and physico-chemical  
587 properties of surface casts from microchaetid earthworms in central Eastern Cape. *South African*  
588 *Journal of Plant and Soil* **1998**, *15*, 151-157.
- 589 (67) Marashi, A.R.; Scullion, J. earthworm casts form stable aggregates in physically degraded soils.  
590 *Biology and Fertility of Soils* **2003**, *37*, 375-380.



- 591 (68) Zhang, H.; Schrader, S. Earthworm effects on selected physical and chemical properties of soil  
592 aggregates. *Biology and Fertility of Soils* **1993**, *15*, 229-234.
- 593 (69) Suzuki, Y.; Matsubara, T.; Hoshino, M. Breakdown of mineral grains by earthworms and beetle  
594 larvae. *Geoderma* **2003**, *112*, 131-142.
- 595 (70) Curry, J.P.; Schmidt, O. The feeding ecology of earthworms: a review. *Pedobiologia* **2007**, *50*,  
596 463-477.
- 597 (71) Sizmur, T. and Hodson, M.E. Do earthworms impact metal mobility and availability in soil? – A  
598 review. *Environmental Pollution* **2009**, *157*, 1981-1989.
- 599