

PRIVATE SCHOOL QUESTIONNAIRE

SCHOOLS AND STAFFING SURVEY

1999–2000 School Year



(Please correct any errors in name, address, and ZIP Code.)

THIS SURVEY HAS BEEN ENDORSED BY:

- | | |
|--|--|
| American Montessori Society | National Association of Independent Schools |
| American Muslim Council | National Association of Private Schools for Exceptional Children |
| Association of Christian Schools International | The National Catholic Educational Association |
| Association of Christian Teachers and Schools | National Christian School Association |
| Association of Waldorf Schools of North America | National Coalition of Girls' Schools |
| Christian Schools International | National Independent Private Schools Association |
| Council for American Private Education | North American Division of Seventh Day Adventists |
| Evangelical Lutheran Church of America | Oral Roberts University Educational Fellowship |
| Friends Council on Education | Torah Umesorah – National Society for Hebrew Day Schools |
| Jesuit Secondary Education Association | United States Catholic Conference |
| Lutheran Church-Missouri Synod
Department of School Ministry
Board for Congregational Services | Wisconsin Evangelical Lutheran Synod |

NOTICE

This report is authorized by law (20 U.S. Code 1221e). The results will be reported in statistical summaries.

DEAR PRINCIPAL/SCHOOL HEAD:

WHO IS CONDUCTING THIS SURVEY?

The National Center for Education Statistics (NCES) of the U.S. Department of Education requests your participation in this survey. The U.S. Census Bureau is conducting this survey by the authority of Section 406(b) of the General Education Provisions Act, as amended (20 USC 1221e).

WHAT IS THE PURPOSE OF THIS SURVEY?

The purpose of this survey is to obtain information about schools such as policies, staffing patterns, student characteristics, and programs and services offered. We will report the data only in statistical summaries so that individuals cannot be identified.

WHY SHOULD YOUR SCHOOL PARTICIPATE IN THIS SURVEY?

We are conducting this survey with only a sample of schools. Therefore, the value of your individual contribution is greatly increased because it represents many other schools. We encourage you to participate in this voluntary survey.


WHERE SHOULD YOU MAIL YOUR COMPLETED QUESTIONNAIRE?

Please return your completed questionnaire in the enclosed envelope. If you do not have the return envelope, please call 1-800-221-1204, or mail your questionnaire to:

U.S. Census Bureau
Current Projects Branch
1201 E. 10th Street
Jeffersonville, IN 47132-0001

THANK YOU FOR YOUR COOPERATION IN THIS IMPORTANT EFFORT.

SINCERELY,



**GARY W. PHILLIPS
ACTING COMMISSIONER OF EDUCATION STATISTICS**

Paperwork Burden Statement

According to the Paperwork Reduction Act of 1995, no persons are required to respond to a collection of information unless such collection displays a valid OMB control number. The valid OMB control number for this information collection is 1850-0598. The time required to complete this information collection is estimated to average 70 minutes per response, including the time to review instructions, search existing data resources, gather the data needed, and complete and review the information collection. If you have any comments concerning the accuracy of the time estimate(s) or suggestions for improving this form, please write to: U.S. Department of Education, Washington, D.C. 20202-4651. If you have comments or concerns about the contents of this questionnaire, write directly to: Schools and Staffing Survey, National Center for Education Statistics, 555 New Jersey Avenue, N.W., Washington, D.C. 20208.

1. INSTRUCTIONS

- a. We suggest using a pencil or ball point pen to answer this questionnaire.
- b. If you have any questions, call the Census Bureau at 1-800-221-1204. Someone will be available to take your call Monday through Friday, between 8:30 a.m. and 5:00 p.m. (Eastern Time).
- c.

2a. Is the institution or organization named on the front of this questionnaire a school?

0050 1 Yes
2 No – Please explain. ↴

5050 → **GO to item 3 below.**

b. Is the school named on the front of this questionnaire a private school?

• For this survey, all elementary and secondary schools that are privately funded are considered private schools, e.g., Roman Catholic schools, Hebrew day schools, Lutheran schools, private boarding schools, nonsectarian private schools, etc.

0051 1 Yes
2 No – Please describe the type of school (e.g., public school, Bureau of Indian Affairs school, state school, charter school, etc.). ↴

5051 → **GO to item 3 below.**

c. Is the school named on the front of this questionnaire still in operation?

0052 1 Yes
2 No – Please record the year when the school closed. ↴

0053 → **Go to item 3 below.**

d. Does this school teach students in one or more of grades K to 12, or comparable ungraded levels?

0054 1 Yes
2 No – Please record the grade level(s) taught in this school (e.g., prekindergarten, adult education, postsecondary). ↴

5054 → **GO to item 3 below.**

e. Are this school's name and grade range the same as that shown on the front page?

• **NOTE** – We have intentionally omitted prekindergarten (PK) from the grade range on the front page. If PK is the only difference between the school's actual grade range and the range shown on the front page, please mark "Yes."

0055 1 Yes
2 No

3. If you marked "No" to any of questions 2a–e, please call the Census Bureau at 1-800-221-1204.

If you marked "Yes" for all of questions 2a–e, continue with item 4.

4. At the end of this questionnaire, you are asked to record the amount of time required to complete this form, not counting interruptions. Please record the time you begin.

0057

--	--	--	--	--

GENERAL INFORMATION ABOUT YOUR SCHOOL: Items 5-18
 This section asks for general school information such as grade range, building capacity, and enrollment.

5. How many students were enrolled in each of the following grade levels around the first of October?

- Report only for the school named on the front of this questionnaire.
- Do NOT include postsecondary or adult education students, or children who are enrolled only in day care at this school.
- Mark the box for each grade level in which students are enrolled, and enter the number enrolled to the right.

Grade levels	Grades with students enrolled around October 1, 1999	Enrollment around October 1, 1999
a. Ungraded (including ungraded special education students)	0090 1 <input type="checkbox"/>	0091 <table border="1" style="display: inline-table; width: 40px; height: 20px; vertical-align: middle;"></table>
b. Nursery and prekindergarten	0058 1 <input type="checkbox"/>	0059 <table border="1" style="display: inline-table; width: 40px; height: 20px; vertical-align: middle;"></table>
c. Kindergarten (<i>traditional year of school primarily for 5-year-olds prior to first grade</i>)	0060 1 <input type="checkbox"/>	0061 <table border="1" style="display: inline-table; width: 40px; height: 20px; vertical-align: middle;"></table>
d. Transitional (or readiness) kindergarten (<i>extra year of school for kindergarten-age children who are judged not ready for kindergarten</i>)	0062 1 <input type="checkbox"/>	0063 <table border="1" style="display: inline-table; width: 40px; height: 20px; vertical-align: middle;"></table>
e. Transitional first (or prefirst) grade (<i>extra year of school for children who have attended kindergarten but have been judged not ready for first grade</i>)	0064 1 <input type="checkbox"/>	0065 <table border="1" style="display: inline-table; width: 40px; height: 20px; vertical-align: middle;"></table>

YOUR COMMENTS

5. Continued –

How many students were enrolled in each of the following grade levels around the first of October?

Grade levels	Grades with students enrolled around October 1, 1999	Enrollment around October 1, 1999
f. 1st	0066 1 <input type="checkbox"/>	0067 <input type="text"/>
g. 2nd	0068 1 <input type="checkbox"/>	0069 <input type="text"/>
h. 3rd	0070 1 <input type="checkbox"/>	0071 <input type="text"/>
i. 4th	0072 1 <input type="checkbox"/>	0073 <input type="text"/>
j. 5th	0074 1 <input type="checkbox"/>	0075 <input type="text"/>
k. 6th	0076 1 <input type="checkbox"/>	0077 <input type="text"/>
l. 7th	0078 1 <input type="checkbox"/>	0079 <input type="text"/>
m. 8th	0080 1 <input type="checkbox"/>	0081 <input type="text"/>
n. 9th	0082 1 <input type="checkbox"/>	0083 <input type="text"/>
o. 10th	0084 1 <input type="checkbox"/>	0085 <input type="text"/>
p. 11th	0086 1 <input type="checkbox"/>	0087 <input type="text"/>
q. 12th	0088 1 <input type="checkbox"/>	0089 <input type="text"/>

6. What was the total number of students enrolled in this school around the first of October?

👉 Please sum lines 5(a) through 5(q).

0900

Students

7a. Is this school coeducational?

0901

1 Yes

2 No, it is an all-female school

3 No, it is an all-male school

GO to item 8 below.

b. Around the first of October, how many MALE students attended this school?

Do NOT include prekindergarten, postsecondary, or adult education students.

0095

Male students

0 None

8. Around the first of October, how many students enrolled in grades K-12 and comparable ungraded levels were –

Do NOT include prekindergarten, postsecondary, or adult education students.

a. Hispanic, regardless of race (Mexican, Puerto Rican, Cuban, Central or South American, or other Hispanic culture or origin)?

0096

Students

0 None

b. White, not of Hispanic origin?

0097

Students

0 None

c. Black, not of Hispanic origin?

0098

Students

0 None

d. American Indian or Alaska Native (Aleut, Alaska Indian, Yupik, Inupiat)?

0099

Students

0 None

e. Asian or Pacific Islander (Japanese, Chinese, Filipino, Korean, Asian Indian, Vietnamese, Hawaiian, Guamanian, Samoan, or other Asian)?

0100

Students

0 None

f. Total students (sum of entries in items 8a–e)

0101

Total students

9. How long is the school day for students in this school?

Report BOTH hours and minutes, e.g., 6 hours and 0 minutes, 5 hours and 45 minutes, etc. If the length of day varies by grade level, record the longest day.

0102 Hours

AND

0103 Minutes

10. How many days are in the school year for students in this school?

0470 Days per year

11. During the last school year (1998-1999), what is your best estimate of the percent of students in this school who were absent for the following number of days?

0104 % 0-9 days

0105 % 10-20 days

0106 % 21+ days
(Percentage entries should sum to 100%)

12. During the last school year (1998-1999), what was the Average Daily Attendance (ADA) at this school?

0107 Students

13a. How long is the school day for a kindergarten, transitional kindergarten, or transitional first grade student?

Mark (X) only one box.

0903 0 School does not offer kindergarten, transitional kindergarten, or transitional first grade → GO to item 14 on page 8.

1 Full day (4 hours or more per day)

2 Half day (less than 4 hours per day)

3 Both offered

b. How many days per week does a kindergarten, transitional kindergarten, or transitional first grade student attend?

If the number of days per week varies (e.g., some students attend 3 days per week and some attend 5 days per week), record the most days that a student would attend in a week.

0904 Days per week

14. What is the current enrollment CAPACITY of this school?

a. Capacity of permanent building(s)

0108 Students

0 No permanent buildings

b. Capacity of temporary building(s)

0109 Students

0 No temporary buildings

15. Does this school have a library or library media center?

(A library media center is an organized collection of printed and/or audiovisual and/or computer resources which is administered as a unit, is located in a designated place or places, and makes resources and services available to students, teachers, and administrators.)

(A library media center may be called a library, media center, resource center, information center, instructional materials center, learning resource center, or some other name.)

0798 1 Yes

2 No

16. What type of school is this?

• Mark (X) only one box.

0110 1 REGULAR elementary or secondary

2 MONTESSORI

3 Elementary or secondary with a SPECIAL PROGRAM EMPHASIS (such as a science/math school, performing arts high school, foreign language immersion school, talented/gifted school, etc.)

4 SPECIAL EDUCATION – primarily serves students with disabilities

5 VOCATIONAL/TECHNICAL – primarily serves students being trained for occupations

6 ALTERNATIVE – offers a curriculum designed to provide alternative or nontraditional education; does not specifically fall into the categories of regular, special education, or vocational school – *Please describe* ↘

5110

7 EARLY CHILDHOOD PROGRAM/DAY CARE CENTER (e.g., kindergarten only, prekindergarten and kindergarten only, kindergarten and transitional first grade only, day care and transitional kindergarten only, etc.)

17. Is a major role of this school to support home schooling?

- 0905 1 Yes
2 No

18. Is this school located in a private home that is used primarily as a family residence?

- 0906 1 Yes
2 No

YOUR COMMENTS

**SCHOOL AFFILIATION: Items 19–22**

This section asks about your school's affiliation, association memberships, and accreditation.

19a. Does this school have a religious orientation or purpose?

- 0907 1 Yes
 2 No → *GO to item 20 on page 11.*

b. Is this school affiliated with a religious organization or institution?

- 0908 1 Yes
 2 No

c. What is this school's religious orientation or affiliation?

- | | | |
|--|---|--|
| 0909 1 <input type="checkbox"/> Roman Catholic | → | 0910 1 <input type="checkbox"/> Parochial (or inter-parochial) |
| 2 <input type="checkbox"/> African Methodist Episcopal | | 2 <input type="checkbox"/> Diocesan |
| 3 <input type="checkbox"/> Amish | | 3 <input type="checkbox"/> Private |
| 4 <input type="checkbox"/> Assembly of God | | |
| 5 <input type="checkbox"/> Baptist | | |
| 6 <input type="checkbox"/> Brethren | | |
| 7 <input type="checkbox"/> Calvinist | | |
| 8 <input type="checkbox"/> Christian (no specific denomination) | | |
| 9 <input type="checkbox"/> Church of Christ | | |
| 10 <input type="checkbox"/> Church of God | | |
| 11 <input type="checkbox"/> Church of God in Christ | | |
| 12 <input type="checkbox"/> Disciples of Christ | | |
| 13 <input type="checkbox"/> Episcopal | | |
| 14 <input type="checkbox"/> Friends | | |
| 15 <input type="checkbox"/> Greek Orthodox | | |
| 16 <input type="checkbox"/> Islamic | | |
| 17 <input type="checkbox"/> Jewish | | |
| 18 <input type="checkbox"/> Latter Day Saints | | |
| 19 <input type="checkbox"/> Lutheran Church -- Missouri Synod | | |
| 20 <input type="checkbox"/> Evangelical Lutheran Church in America
(formerly AELC, ALC, or LCA) | | |
| 21 <input type="checkbox"/> Wisconsin Evangelical Lutheran Synod | | |
| 22 <input type="checkbox"/> Other Lutheran | | |
| 23 <input type="checkbox"/> Mennonite | | |
| 24 <input type="checkbox"/> Methodist | | |
| 25 <input type="checkbox"/> Pentecostal | | |
| 26 <input type="checkbox"/> Presbyterian | | |
| 27 <input type="checkbox"/> Seventh-Day Adventist | | |
| 28 <input type="checkbox"/> Other –Specify → | | 5909 <input style="width: 200px; height: 20px;" type="text"/> |

20. To which of the following associations or organizations does this school belong?

☛ *Mark (X) all that apply.*

0911 0 This school does NOT belong to ANY associations or organizations.

RELIGIOUS

0912 1 Accelerated Christian Education (ACE) (or School of Tomorrow)

0913 1 American Association of Christian Schools (AACCS)

0914 1 Association of Christian Schools International (ACSI)

0915 1 Association of Christian Teachers and Schools (ACTS)

0916 1 Christian Schools International (CSI)

0917 1 Council of Islamic Schools in North America (CISNA)

0918 1 Evangelical Lutheran Education Association (ELEA)

0919 1 Friends Council on Education (FCE)

0920 1 General Conference of the Seventh-Day Adventist Church (GCSDAC)

0921 1 Jesuit Secondary Education Association (JSEA)

0922 1 National Association of Episcopal Schools (NAES)

0923 1 National Catholic Educational Association (NCEA)

0924 1 National Christian School Association (NCSA)

0925 1 National Society of Hebrew Day Schools (NSHDS)

0926 1 Oral Roberts University Educational Fellowship (ORUEF)

0927 1 Solomon Schechter Day Schools (SSDS)

0928 1 Southern Baptist Association of Christian Schools (SBACS)

0929 1 Other religious school association(s) – *Specify* ↘

5929

20. Continued –

To which of the following associations or organizations does this school belong?

☛ *Mark (X) all that apply.*

SPECIAL EMPHASIS

- 0930 1 American Montessori Society (AMS)
- 0931 1 Other Montessori association(s)
- 0932 1 Association of Military Colleges and Schools (AMCS)
- 0933 1 Association of Waldorf Schools of North America (AWSNA)
- 0934 1 Bilingual School Association (BSA)
- 0935 1 Council of Bilingual Education (CBE)
- 0936 1 Council for Exceptional Children (CEC)
- 0937 1 National Association of Private Schools for Exceptional Children (NAPSEC)
- 0938 1 Other association(s) for exceptional children
- 0939 1 European Council for International Schools (ECIS)
- 0940 1 National Association for the Education of Young Children (NAEYC)
- 0941 1 National Association of Bilingual Education (NABE)
- 0942 1 National Association of Laboratory Schools (NALS)
- 0943 1 National Coalition of Girls' Schools (NCGS)
- 0944 1 Other special emphasis association(s) – *Specify* ↘

5944

OTHER SCHOOL ASSOCIATIONS OR ORGANIZATIONS

- 0945 1 Alternative School Network (ASN)
- 0946 1 Institute for Independent Education (IIE)
- 0947 1 National Association of Independent Schools (NAIS)
- 0948 1 State or regional independent school association
- 0949 1 National Coalition of Alternative Community Schools (NCACS)
- 0950 1 National Independent Private School Association (NIPSA)
- 0951 1 The Association of Boarding Schools (TABS)
- 0952 1 Other school association(s) – *Specify* ↘

5952

21. Has this school received accreditation from any accrediting agency?

("Accreditation" is defined as a peer review process which includes, but is not limited to, self study, site visits, cyclical reporting and evaluation.)

- 0953 1 Yes
2 No → GO to section III on page 14.

22. Has this school been accredited by--

a. A state government accrediting agency?

- 0954 1 Yes
2 No

b. A state nonpublic school accrediting consortium or commission, or an accrediting association accepted by such consortium or commission?

- 0955 1 Yes
2 No

c. One or more of the seven "Regional or Transregional Accrediting Agencies" (Southern Association of Colleges and Schools, North Central Association of Colleges and Schools, New England Association of Schools and Colleges, Middle States Association of Colleges and Schools, Northwest Association of Schools and Colleges, Western Association of Schools and Colleges, Commission on International or Transregional Accreditation)?

- 0956 1 Yes
2 No

d. Accrediting association with full membership in the National Council for Private School Accreditation (NCPA)?

- 0957 1 Yes
2 No

e. Other?

- 0958 1 Yes – Describe →
2 No

YOUR COMMENTS

**TEACHER STAFFING: Items 23-26**

This section asks about the status of teachers in your school.

INSTRUCTIONS AND AN EXAMPLE FOR ITEM 23

In item 23, we ask for the number of teachers for grades K – 12 by the amount of time they teach at THIS school.

Example:

The following is an example to illustrate how to report teachers in this item for a school that includes prekindergarten through grade 8.

If this school has eight full-time teachers for grades 1–8, one full-time teacher who teaches kindergarten 1/2 time and prekindergarten 1/2 time, a music teacher who teaches two days each week, a physical education teacher who teaches three days each week, and a teaching principal who teaches one 30-minute class each day, you would complete item 23 as follows:

Full-time teachers

None

Teach at least $\frac{3}{4}$ time but less than full time

None

Teach at least $\frac{1}{2}$ time but less than $\frac{3}{4}$ time

This number includes the one full-time teacher who teaches kindergarten $\frac{1}{2}$ time and prekindergarten $\frac{1}{2}$ time. The time he/she spends teaching prekindergarten is not counted in item 23.

This number also includes the physical education teacher who teaches three days a week.

None

Teach at least $\frac{1}{4}$ time but less than $\frac{1}{2}$ time

This includes the music teacher who teaches two days a week.

None

Teach less than $\frac{1}{4}$ time

This includes the principal who teaches one 30-minute class each day. The time he/she spends working as a principal is not included in item 23.

None

TOTAL TEACHERS

23. Around October 1, 1999, how many persons were teaching in grades K-12 and/or COMPARABLE ungraded levels at this school in the following time categories?

🍎 Consider only the amount of time an individual works as a teacher during a typical week at THIS school.

🍎 Include:

- Regular classroom teachers;
- Teachers who teach subjects such as music, art, physical education, and special education;
- Teaching principals/administrators who teach a regularly scheduled class at this school.

🍎 Do NOT include:

- Teachers who teach ONLY nursery, prekindergarten, postsecondary, or adult education;
- Student teachers, teacher aides, day care aides, or short-term substitute teachers;
- Counselors, library media specialists/librarians, speech therapists, social workers, or administrators UNLESS they also teach a regularly scheduled class at THIS school.

0228 Full-time teachers

0 None

0959 Teach at least $\frac{3}{4}$ time but less than full time

0 None

0960 Teach at least $\frac{1}{2}$ time but less than $\frac{3}{4}$ time

0 None

0961 Teach at least $\frac{1}{4}$ time but less than $\frac{1}{2}$ time

0 None

0962 Teach less than $\frac{1}{4}$ time

0 None

0963 **TOTAL TEACHERS**

In items 24 and 25, include only **TEACHERS** who teach students in one or more of grades K–12 or comparable ungraded levels. Do **NOT** include student teachers, short-term substitute teachers, or teachers who teach only prekindergarten, postsecondary, or adult education.

24. Of the full-time and part-time TEACHERS in this school around the first of October, how many were –

a. Hispanic, regardless of race (Mexican, Puerto Rican, Cuban, Central or South American, or other Hispanic culture or origin)?

0249 Teachers

0 None

b. White, not of Hispanic origin?

0250 Teachers

0 None

c. Black, not of Hispanic origin?

0251 Teachers

0 None

d. American Indian or Alaska Native (Aleut, Alaska Indian, Yupik, Inupiat)?

0252 Teachers

0 None

e. Asian or Pacific Islander (Japanese, Chinese, Filipino, Korean, Asian Indian, Vietnamese, Hawaiian, Guamanian, Samoan, or other Asian)?

0253 Teachers

0 None

f. Total teachers (sum of entries in items 24a–e)

0254 Total teachers

NOTE: Sum of entries in items 24a–e should equal the total teachers reported in item 23 on page 15 (full-time and part-time teachers).

25. How many full-time and part-time TEACHERS were absent on the most recent school day?

0255 Teachers

0 None

26. Does this school have students in any of grades 1-12 or comparable ungraded levels?

0964 1 Yes

2 No → GO to item 90 on page 57.

IV

GRADUATION REQUIREMENTS: Items 27-31

This section asks about years of instruction in various subjects required for graduation, as well as community service requirements and other assessments necessary for graduation.

27. Does this school grant high school diplomas?

Do not include vocational certificates, certificates of attendance, or certificates of completion.

- 0574
- 1 Yes
- 2 No → **GO to section V on page 19.**

28. For high school graduates of the class of 2000, how many years of instruction are required in each of the following areas?

Record the number to the nearest TENTH, e.g., 3.0, 2.5, etc.

a. English/Language arts

0575 Years

0 None

b. Mathematics

0576 Years

0 None

c. Computer science

0577 Years

0 None

d. Social sciences, social studies (e.g., history, geography, economics)

0578 Years

0 None

e. Physical or biological sciences

0579 Years

0 None

f. Foreign languages

0580 Years

0 None

29a. Do these requirements reflect a 3-year or a 4-year program?

☛ Mark (X) only one box.

- 0581 1 3-year program } → GO to item 30a.
2 4-year program }
3 Other

b. How many years?

0582 Years

30a. Does this school have a community service requirement for students in the class of 2000?

- 0583 1 Yes
2 No → GO to item 31a below.

b. Does this school require a certain number of hours of community service?

- 0584 1 Yes
2 No → GO to item 31a below.

c. How many hours are required?

0585 Hours

31a. Last school year (1998–1999), were any students enrolled in 12th grade?

- 0161 1 Yes
2 No → GO to section V on page 19.

b. How many students were enrolled in 12th grade around October 1, 1998?

0162 12th graders

c. How many students graduated from the 12th grade last year?

☛ Include 1999 summer graduates. Do not include students who received only vocational certificates, certificates of attendance, or certificates of completion.

0163 Graduates
0 None → GO to section V on page 19.

d. Of those who graduated last year, approximately what percentage went to:

0165 % **Four-year colleges?**

0166 % **Two-year colleges?**

0167 % **Technical or other specialized schools?**

35. Does this school have any special requirements for admission other than proof of immunization, age, or residence?

0115 1 Yes

2 No → *GO to section VI on page 21.*

36. Does this school use the following requirements for admission?

a. Admission test

0116 1 Yes

2 No

b. Standardized achievement test

0117 1 Yes

2 No

c. Academic record

0118 1 Yes

2 No

d. Special student needs (e.g., students "at risk" or with disabilities)

0119 1 Yes

2 No

e. Special student aptitudes, skills, or talents

0120 1 Yes

2 No

f. Personal interview

0121 1 Yes

2 No

g. Recommendations

0122 1 Yes

2 No

h. Religious affiliation

0123 1 Yes

2 No

VI

STUDENTS AND CLASS ORGANIZATION: Items 37-43

This section asks about curriculum options and school organization.

37. Does this school use the following methods to organize classes or student groups?

a. Traditional grades or academic discipline-based departments

- 0141 1 Yes
2 No

b. Grades or groups subdivided into small groups such as "houses" or "families"

- 0142 1 Yes
2 No

c. Student groups that remain two or more years with the same teacher

- 0143 1 Yes
2 No

d. Interdisciplinary teaching

(e.g., two or more teachers with different academic specializations collaborate to teach an interdisciplinary program to the same group of students)

- 0144 1 Yes
2 No

e. Paired or team teaching

(e.g., two teachers are jointly responsible for teaching a single group of students)

- 0145 1 Yes
2 No

YOUR COMMENTS

38. Has this school implemented the following?

a. Scheduling of class periods to create extended instructional blocks of time (block scheduling)

- 0146 1 Yes
2 No

b. Before-school or after-school enrichment programs

- 0147 1 Yes
2 No

c. Academic intersessions or summer school activities for students needing extra assistance to meet academic expectations

- 0148 1 Yes
2 No

d. Academic intersessions or summer school activities for students seeking academic advancement or acceleration

- 0149 1 Yes
2 No

e. Year-round calendar to distribute school days across twelve months

- 0151 1 Yes
2 No → *GO to item 39a on page 23.*

→(1) Do all students attend on the same cycle?

- 0152 1 Yes
2 No

YOUR COMMENTS

39a. Does this school have students in one or more of grades 1–8?

- 0153
- 1 Yes
- 2 No → GO to item 40a.

b. Which of the following best describes this school's approach to providing instruction in core subjects (math, science, social studies, English/language arts) to regular students in grades 1–8?

☛ *Mark (X) only one box.*

- 0154
- 1 **All classes in core subjects have students assigned into classrooms of mixed ability levels.**
- 2 **Some classes in core subjects have students assigned into classrooms of mixed ability levels.**
- 3 **Not applicable; only one class per grade**

40a. Does this school have students in one or more of grades 9–12?

- 0155
- 1 Yes
- 2 No → GO to item 42 on page 25.

b. Which of following best describes the organization of classes in core subjects (math, science, social studies, English/language arts) for regular students in grades 9–12?

☛ *Mark (X) only one box.*

- 0156
- 1 **Classes in ALL core subjects are differentiated by student ability level.**
- 2 **Classes in SOME core subjects are differentiated by student ability level.**
- 3 **Classes in core subjects are NOT differentiated by ability level.**
- 4 **Not applicable; only one class per grade**

YOUR COMMENTS

41. Are the following opportunities available for students in this school?

a. College credits offered through community colleges, colleges, or distance learning providers

0157 1 Yes

2 No

b. Work-based learning or internships, in which students earn COURSE CREDITS for supervised learning activities that occur in paid or unpaid workplace assignments

0158 1 Yes

2 No

c. Career learning, as a class or part of a class in which students learn about possible careers

0159 1 Yes

2 No

d. Job shadowing, in which students learn about a job by following the schedule of a person who holds that job

0160 1 Yes

2 No

YOUR COMMENTS

42. Does this school offer the following programs?

a. Programs with special instructional approaches

(e.g., Montessori, self-paced instruction, open education, ungraded classrooms, etc.)

- 0125 1 Yes
2 No
-

b. Talented/gifted program

(Designed for students with specifically identified talents or exceptional academic achievement)

- 0126 1 Yes
2 No
-

c. Immersion in a foreign language program

(The basic curriculum is offered in a foreign language instead of English or in addition to English.)

- 0127 1 Yes
2 No
-

d. Advanced placement (AP) courses

- 0128 1 Yes
2 No
-

e. International Baccalaureate (IB)

(IB is an internationally licensed high school degree program.)

- 0129 1 Yes
2 No
-

f. Specialized career academy

(Curriculum that integrates academic and vocational courses, organized around broad career areas)

- 0130 1 Yes
2 No
-

g. Specialized Tech-Prep program(s)

(Vocational-technical instruction in the last two years of high school designed to prepare students for two years of postsecondary vocational instruction)

- 0131 1 Yes
2 No

43. Are the following programs or services currently available AT THIS SCHOOL for students in any of grades K-12 or comparable ungraded levels, regardless of funding source?

a. A program for students with discipline or adjustment problems

- 0132 1 Yes
2 No

b. Medical health care services

(Services provided by trained professionals to diagnose and treat health problems of students)

- 0133 1 Yes
2 No

c. Extended day or before-school or after-school day care programs

- 0134 1 Yes
2 No

YOUR COMMENTS

VII

RECRUITMENT AND HIRING OF TEACHERS: Items 44–50

This section asks about teacher recruiting and hiring criteria, job offers, and dismissals.

44. Are the following criteria used in considering applicants for teaching positions in this school?

a. Full standard state certification for field to be taught

- 0477 1 Not used
2 Used but not required
3 Required
-

b. Certification by a private school association or organization

- 0478 1 Not used
2 Used but not required
3 Required
-

c. At least emergency or temporary state certification or endorsement for field to be taught

- 0479 1 Not used
2 Used but not required
3 Required
-

d. Graduation from a state-approved teacher education program

- 0480 1 Not used
2 Used but not required
3 Required
-

e. College major or minor in field to be taught

- 0481 1 Not used
2 Used but not required
3 Required
-

f. Passage of a STATE test of basic skills

- 0482 1 Not used
2 Used but not required
3 Required
-

g. Passage of a STATE test of subject knowledge

- 0483 1 Not used
2 Used but not required
3 Required

44. Continued –

Are the following criteria used in considering applicants for teaching positions in this school?

h. Passage of a local SCHOOL test of basic skills or subject knowledge

- 0484
- 1 Not used
 - 2 Used but not required
 - 3 Required

i. Passage of the Praxis Series Core Battery Test of Professional Knowledge

- 0485
- 1 Not used
 - 2 Used but not required
 - 3 Required

j. Passage of the Praxis II: Subject Assessment

- 0486
- 1 Not used
 - 2 Used but not required
 - 3 Required

YOUR COMMENTS

45a. Were there teaching vacancies in this school for this school year - that is, teaching positions for which teachers were recruited and interviewed?

- 0256 1 Yes
2 No → *GO to item 48 on page 32.*

b. Did this school use the following methods to cover the vacancies?

(1) Hired a fully qualified teacher

- 0257 1 Yes
2 No

(2) Hired a less-than-fully qualified teacher

- 0258 1 Yes
2 No

(3) Cancelled planned course offerings

- 0259 1 Yes
2 No

(4) Expanded some class sizes

- 0260 1 Yes
2 No

(5) Added sections to other teachers' normal teaching loads

- 0261 1 Yes
2 No

(6) Assigned a teacher of another subject or grade level to teach those classes

- 0262 1 Yes
2 No

(7) Assigned an administrator or counselor to teach the class

- 0263 1 Yes
2 No

(8) Used long-term or short-term substitutes

- 0264 1 Yes
2 No

YOUR COMMENTS

46. How difficult or easy was it to fill the vacancies for this school year in each of the following fields?

		<i>Mark (X) one box on each line.</i>					
		Not applicable in this school	No vacancy in that field	Easy	Somewhat difficult	Very difficult	Could not fill the vacancy
a. General elementary	0265	1 <input type="checkbox"/>	2 <input type="checkbox"/>	3 <input type="checkbox"/>	4 <input type="checkbox"/>	5 <input type="checkbox"/>	6 <input type="checkbox"/>
b. Special education	0266	1 <input type="checkbox"/>	2 <input type="checkbox"/>	3 <input type="checkbox"/>	4 <input type="checkbox"/>	5 <input type="checkbox"/>	6 <input type="checkbox"/>
c. English/Language arts	0267	1 <input type="checkbox"/>	2 <input type="checkbox"/>	3 <input type="checkbox"/>	4 <input type="checkbox"/>	5 <input type="checkbox"/>	6 <input type="checkbox"/>
d. Social studies	0268	1 <input type="checkbox"/>	2 <input type="checkbox"/>	3 <input type="checkbox"/>	4 <input type="checkbox"/>	5 <input type="checkbox"/>	6 <input type="checkbox"/>
e. Computer science	0269	1 <input type="checkbox"/>	2 <input type="checkbox"/>	3 <input type="checkbox"/>	4 <input type="checkbox"/>	5 <input type="checkbox"/>	6 <input type="checkbox"/>
f. Mathematics	0270	1 <input type="checkbox"/>	2 <input type="checkbox"/>	3 <input type="checkbox"/>	4 <input type="checkbox"/>	5 <input type="checkbox"/>	6 <input type="checkbox"/>
g. Biology or life sciences	0271	1 <input type="checkbox"/>	2 <input type="checkbox"/>	3 <input type="checkbox"/>	4 <input type="checkbox"/>	5 <input type="checkbox"/>	6 <input type="checkbox"/>
h. Physical sciences	0272	1 <input type="checkbox"/>	2 <input type="checkbox"/>	3 <input type="checkbox"/>	4 <input type="checkbox"/>	5 <input type="checkbox"/>	6 <input type="checkbox"/>
i. English as a Second Language (ESL), English for Speakers of Other Languages (ESOL), or bilingual education	0273	1 <input type="checkbox"/>	2 <input type="checkbox"/>	3 <input type="checkbox"/>	4 <input type="checkbox"/>	5 <input type="checkbox"/>	6 <input type="checkbox"/>
j. Foreign languages	0274	1 <input type="checkbox"/>	2 <input type="checkbox"/>	3 <input type="checkbox"/>	4 <input type="checkbox"/>	5 <input type="checkbox"/>	6 <input type="checkbox"/>
k. Music or art	0275	1 <input type="checkbox"/>	2 <input type="checkbox"/>	3 <input type="checkbox"/>	4 <input type="checkbox"/>	5 <input type="checkbox"/>	6 <input type="checkbox"/>
l. Vocational or technical education	0276	1 <input type="checkbox"/>	2 <input type="checkbox"/>	3 <input type="checkbox"/>	4 <input type="checkbox"/>	5 <input type="checkbox"/>	6 <input type="checkbox"/>

YOUR COMMENTS

47a. For this school year, how many teachers were newly hired by this school for grades K-12 and comparable ungraded levels?

Report head counts, not FTEs.

0487 Teachers

o None → **GO to item 48 on page 32.**

b. Of the newly hired teachers, how many of the job offers to these teachers were made -

(1) Before the 1999 summer break?

0488 Offers

o None

(2) During the first half of summer break?

0489 Offers

o None

(3) During the second half of summer break?

0490 Offers

o None

(4) After the beginning of this school year (1999-2000)?

0491 Offers

o None

YOUR COMMENTS

48. Has this school used the following procedures to dismiss poor or incompetent teachers?

a. Criteria for dismissal are met; teacher is dismissed

0492 1 Yes

2 No

b. Poor or incompetent teachers identified and "counseled" out of teaching

0493 1 Yes

2 No

c. Non-tenured teachers' contracts are not renewed

0494 1 Yes

2 No

49. During the last school year, how many teachers of the following types were DISMISSED for poor performance?

a. Teachers with 3 or fewer years of experience

0495 Teachers

0 None

b. Teachers with more than 3 years of experience

0496 Teachers

0 None

50. How many months is the normal contract year for a teacher in this school?

• *Mark (X) only one box.*

0499 1 9 months

2 9 1/2 months

3 10 months

4 11 months

5 12 months

YOUR COMMENTS

57. Does this school offer the following benefits to TEACHERS?

a. General medical insurance

- 0517 1 Yes
2 No
-

b. Dental insurance

- 0518 1 Yes
2 No
-

c. Group life insurance

- 0519 1 Yes
2 No
-

58. Does this school offer the following income in-kind to TEACHERS?

a. Housing

- 0520 1 Yes
2 No
-

b. Meals

☛ Include free or reduced-price lunch.

- 0521 1 Yes
2 No
-

c. Transportation

☛ Include mileage reimbursement for itinerant teachers.

- 0522 1 Yes
2 No
-

d. Tuition for their children

- 0523 1 Yes
2 No

59. Does this school currently use any pay incentives such as cash bonuses, salary increases, or different steps on the salary schedule to –

a. Reward teachers who have attained National Board for Professional Teaching Standards certification?

- 0611 1 Yes
2 No

b. Reward excellence in teaching?

- 0612 1 Yes
2 No

c. Reward completion of in-service professional development?

- 0613 1 Yes
2 No

60. Does this school currently use any pay incentives to recruit or retain teachers to teach in fields of shortage?

- 0615 1 Yes
2 No → *GO to section IX on page 38.*

61. Are pay incentives offered to recruit or retain teachers to teach in the following fields?

a. General elementary

- 0616 1 Yes
2 No

b. Special education

- 0617 1 Yes
2 No

c. English/Language arts

- 0618 1 Yes
2 No

d. Social studies

- 0619 1 Yes
2 No

e. Computer science

- 0620 1 Yes
2 No

f. Mathematics

- 0621 1 Yes
2 No

61. Continued –

Are pay incentives offered to recruit or retain teachers to teach in the following fields?

g. Physical sciences

- 0622 1 Yes
2 No
-

h. Biological or life sciences

- 0623 1 Yes
2 No
-

i. English as a Second Language (ESL) or English for Speakers of Other Languages (ESOL) or bilingual education

- 0624 1 Yes
2 No
-

j. Foreign languages

- 0625 1 Yes
2 No
-

k. Music or art

- 0626 1 Yes
2 No
-

l. Vocational or technical education

- 0627 1 Yes
2 No
-

YOUR COMMENTS

IX

PROFESSIONAL DEVELOPMENT: Items 62–67

This section asks for information on types of training programs, funding, and incentives for participation.

62. Does this school have a training or development program for aspiring school administrators?

- 0587 1 Yes
2 No

63. Does this school provide the following professional development opportunities for school administrators?

a. Administrative internships

- 0588 1 Yes
2 No

b. Training in management techniques

- 0589 1 Yes
2 No

c. Training in evaluation and supervision

- 0590 1 Yes
2 No

d. Training to use technology for planning, budgeting, decision-making, and reporting

- 0591 1 Yes
2 No

e. Training about advances in curriculum, teaching, and assessment

- 0592 1 Yes
2 No

f. Formal networking opportunities for personnel with similar responsibilities

- 0593 1 Yes
2 No

g. Reimbursement to attend local, state, and national conferences

- 0594 1 Yes
2 No

h. Funding for university or college course work

- 0595 1 Yes
2 No

63. Continued –

Does this school provide the following professional development opportunities for school administrators?

i. Opportunities to serve as mentors within the school

0596 1 Yes

2 No

j. Strategic planning retreats

0597 1 Yes

2 No

k. Opportunities to visit other schools

0598 1 Yes

2 No

64. With regard to the in-service professional development activities for TEACHERS in this school, who has PRIMARY responsibility for –

• *Mark (X) only one box in a, b, and c.*

a. Deciding the content?

0599 1 Teachers

2 Principals or other school staff

4 Outside professional development providers (e.g., university or college faculty, professional organizations)

b. Designing and planning the activities?

0600 1 Teachers

2 Principals or other school staff

4 Outside professional development providers (e.g., university or college faculty, professional organizations)

c. Conducting the activities?

0601 1 Teachers

2 Principals or other school staff

4 Outside professional development providers (e.g., university or college faculty, professional organizations)

YOUR COMMENTS

65. Are the following sources of funding for teacher professional development activities used in this school?

a. General school operating funds

0603 1 Yes

2 No

b. Special project budgets

0605 1 Yes

2 No

c. School improvement funds

0606 1 Yes

2 No

d. Title I

0607 1 Yes

2 No

e. Eisenhower program

0608 1 Yes

2 No

f. Other federal programs

0609 1 Yes

2 No

g. Private sector grants

0610 1 Yes

2 No

YOUR COMMENTS

66. Is free training available in this school, regardless of funding source, to prepare staff members to teach in fields with current or anticipated shortages?

0628 1 Yes

2 No → *GO to section X on page 43.*

67. Is this free training provided for the following fields?

a. General elementary

0629 1 Yes

2 No

b. Special education

0630 1 Yes

2 No

c. English/Language arts

0631 1 Yes

2 No

d. Social studies

0632 1 Yes

2 No

e. Computer science

0633 1 Yes

2 No

f. Mathematics

0634 1 Yes

2 No

g. Physical sciences

0635 1 Yes

2 No

h. Biological or life sciences

0636 1 Yes

2 No

67. Continued –

Is this free training provided for the following fields?

i. English as a Second Language (ESL) or English for Speakers of Other Languages (ESOL) or bilingual education

0637 1 Yes

2 No

j. Foreign languages

0638 1 Yes

2 No

k. Music or art

0639 1 Yes

2 No

l. Vocational or technical education

0640 1 Yes

2 No

YOUR COMMENTS

**STAFFING: Item 68**

This section asks about the status of staff other than teachers in your school.

68. Around the first of October, how many staff held PART-TIME or FULL-TIME positions or assignments in this school in each of the following categories?

• Report only for the grade range shown on the front page.

• Please read through all of the categories (a–f) listed below before starting to answer.











Staff with **part-time positions or assignments** include:

- Employees you share with other schools.
- Employees who perform more than one function at this school; for example, a teaching principal would be counted as a part-time principal.
- Employees who work part-time.

	PART-TIME	FULL-TIME
a. Principals/School heads	0205 0 <input type="checkbox"/> None	0206 0 <input type="checkbox"/> None
b. Vice principals and assistant principals/school heads	0207 0 <input type="checkbox"/> None	0208 0 <input type="checkbox"/> None
c. Other managers, such as business manager, development director, director of admissions	0209 0 <input type="checkbox"/> None	0210 0 <input type="checkbox"/> None
d. Instructional coordinators and supervisors, such as curriculum specialists	0211 0 <input type="checkbox"/> None	0212 0 <input type="checkbox"/> None
e. Library media specialists/Librarians	0213 0 <input type="checkbox"/> None	0214 0 <input type="checkbox"/> None
f. School counselors, excluding psychologists and social workers	0215 0 <input type="checkbox"/> None	0216 0 <input type="checkbox"/> None

68. Continued –

Around the first of October, how many staff held PART-TIME or FULL-TIME positions or assignments in this school in each of the following categories?



	PART-TIME	FULL-TIME
g. Student support services professional staff		
(1) Nurses	0217  0 <input type="checkbox"/> None	0218  0 <input type="checkbox"/> None
(2) Social workers	0219  0 <input type="checkbox"/> None	0220  0 <input type="checkbox"/> None
(3) Psychologists	0221  0 <input type="checkbox"/> None	0222  0 <input type="checkbox"/> None
(4) Speech therapists or pathologists	0223  0 <input type="checkbox"/> None	0224  0 <input type="checkbox"/> None
(5) Other student support services professional staff	0225  0 <input type="checkbox"/> None	0226  0 <input type="checkbox"/> None

YOUR COMMENTS



68. Continued –
Around the first of October, how many staff held PART-TIME or FULL-TIME positions or assignments in this school in each of the following categories?

h. Aides or assistants



(1) Library media center aides

	PART-TIME	FULL-TIME
0229	 0 <input type="checkbox"/> None	0230  0 <input type="checkbox"/> None

(2) Special education aides

0231	 0 <input type="checkbox"/> None	0232  0 <input type="checkbox"/> None
------	--	---



(3) Regular Title I aides

0233	 0 <input type="checkbox"/> None	0234  0 <input type="checkbox"/> None
------	--	---



(4) Bilingual/ESL teacher aides

0235	 0 <input type="checkbox"/> None	0236  0 <input type="checkbox"/> None
------	--	---



(5) Other teacher aides such as kindergarten aides

0237	 0 <input type="checkbox"/> None	0238  0 <input type="checkbox"/> None
------	--	---



(6) Health and other non-instructional aides

0239	 0 <input type="checkbox"/> None	0240  0 <input type="checkbox"/> None
------	--	---



i. Secretaries and other clerical support staff

0241	 0 <input type="checkbox"/> None	0242  0 <input type="checkbox"/> None
------	--	---

j. Food service personnel

0243	 0 <input type="checkbox"/> None	0244  0 <input type="checkbox"/> None
------	--	---

k. Custodial, maintenance, and security personnel

0245	 0 <input type="checkbox"/> None	0246  0 <input type="checkbox"/> None
------	--	---

l. Other employees not reported above or in item 23 on page 15

0247	 0 <input type="checkbox"/> None	0248  0 <input type="checkbox"/> None
------	--	---

XI

PARENT INVOLVEMENT AND SCHOOL SAFETY: Items 69-73

This section asks about parental involvement in your school and school safety programs.

69. LAST SCHOOL YEAR (1998-1999), were the following means of facilitating parent participation in place at this school? ("Parents" includes parents and other family members.)

NOTE: If you mark "Yes" for an activity, please mark the appropriate box to indicate the proportion of parental participation.

			If "Yes" – What proportion of parents participated?				
	Yes	No	Few	Less than half	About half	More than half	Most
a. Open house or back-to-school night	0168 1 <input type="checkbox"/>	2 <input type="checkbox"/>	0169 1 <input type="checkbox"/>	2 <input type="checkbox"/>	3 <input type="checkbox"/>	4 <input type="checkbox"/>	5 <input type="checkbox"/>
b. Regularly scheduled schoolwide parent-teacher conferences	0170 1 <input type="checkbox"/>	2 <input type="checkbox"/>	0171 1 <input type="checkbox"/>	2 <input type="checkbox"/>	3 <input type="checkbox"/>	4 <input type="checkbox"/>	5 <input type="checkbox"/>
c. Special subject-area events (e.g., science fair, concert)	0172 1 <input type="checkbox"/>	2 <input type="checkbox"/>	0173 1 <input type="checkbox"/>	2 <input type="checkbox"/>	3 <input type="checkbox"/>	4 <input type="checkbox"/>	5 <input type="checkbox"/>
d. Parent education workshops or courses	0174 1 <input type="checkbox"/>	2 <input type="checkbox"/>	0175 1 <input type="checkbox"/>	2 <input type="checkbox"/>	3 <input type="checkbox"/>	4 <input type="checkbox"/>	5 <input type="checkbox"/>
e. Written contract between school and parent	0176 1 <input type="checkbox"/>	2 <input type="checkbox"/>	0177 1 <input type="checkbox"/>	2 <input type="checkbox"/>	3 <input type="checkbox"/>	4 <input type="checkbox"/>	5 <input type="checkbox"/>
f. Parents as volunteers in the school	0178 1 <input type="checkbox"/>	2 <input type="checkbox"/>	0179 1 <input type="checkbox"/>	2 <input type="checkbox"/>	3 <input type="checkbox"/>	4 <input type="checkbox"/>	5 <input type="checkbox"/>
g. Parents involved in instructional issues	0180 1 <input type="checkbox"/>	2 <input type="checkbox"/>	0181 1 <input type="checkbox"/>	2 <input type="checkbox"/>	3 <input type="checkbox"/>	4 <input type="checkbox"/>	5 <input type="checkbox"/>
h. Parents involved in governance	0182 1 <input type="checkbox"/>	2 <input type="checkbox"/>	0183 1 <input type="checkbox"/>	2 <input type="checkbox"/>	3 <input type="checkbox"/>	4 <input type="checkbox"/>	5 <input type="checkbox"/>
i. Parents involved in budget decisions	0184 1 <input type="checkbox"/>	2 <input type="checkbox"/>	0185 1 <input type="checkbox"/>	2 <input type="checkbox"/>	3 <input type="checkbox"/>	4 <input type="checkbox"/>	5 <input type="checkbox"/>

70. THIS SCHOOL YEAR (1999-2000), does this school have the following?

a. A staff member assigned to work on parent involvement

- 0186 1 Yes
2 No

b. A log of parent participation maintained by parents or staff

- 0187 1 Yes
2 No

c. A reliable system of communication with parents, such as newsletters or phone trees

- 0188 1 Yes
2 No

d. Services to support parent participation, such as providing child care or transportation

- 0189 1 Yes
2 No

e. A parent drop-in center or lounge

- 0190 1 Yes
2 No

f. A requirement that teachers send information home to parents explaining school lessons

- 0191 1 Yes
2 No

g. A requirement that teachers provide suggestions for activities that parents can do at home with their child

- 0192 1 Yes
2 No

h. A requirement that teachers create homework assignments that involve parents

- 0193 1 Yes
2 No

71a. Does this school currently have a drug, alcohol, or tobacco use prevention program?

- 0194 1 Yes
2 No → *GO to item 72 on page 48.*

b. Is there a formal procedure in place to assess the effectiveness of this prevention program?

- 0195 1 Yes
2 No

72. Does this school currently have the following?

a. A requirement that visitors sign or check in

- 0196 1 Yes
2 No
-

b. Metal detectors through which all students must pass each day

- 0197 1 Yes
2 No
-

c. Random metal detector checks on students

- 0198 1 Yes
2 No
-

d. A requirement that all or most students stay on school grounds during lunch

- 0199 1 Yes
2 No
-

e. Drug sweeps

- 0200 1 Yes
2 No
-

f. Daily presence of police or security personnel

- 0201 1 Yes
2 No
-

g. Video surveillance

- 0202 1 Yes
2 No
-

73a. Does this school currently have a violence prevention program?

- 0203 1 Yes
2 No → *GO to section XII on page 49.*
-

b. Is there a formal procedure in place to assess the effectiveness of this violence prevention program?

- 0204 1 Yes
2 No

XII

TECHNOLOGY: Items 74 and 75

These items ask about technology in your school.

74a. What is the total number of computers in this school?

0277 Number of computers
0 None → *GO to section XIII on page 51.*

b. How many of these computers currently have access to the Internet?

0278 Number of computers
0 None

c. Of the total number of computers in your school (i.e., those in question 74a), how many are used for instructional purposes?

0279 Number of computers
0 None → *GO to item 75b on page 50.*

→ *Continue with item 75a on page 50.*

YOUR COMMENTS

75a. Which of the following statements best describes the person at this school who helps teachers use technology for teaching and learning? This person functions, either formally or informally, as a COMPUTER/TECHNOLOGY COORDINATOR with knowledge of educational uses of computer hardware and software.

☛ Mark (X) the ONE BEST description for that person. If there is more than one person, mark for the one person who spends the most time on this work.

- 0280
- 1 No one serves as this type of coordinator. Teachers who use computers take care of this need for themselves.
 - 2 A full-time school-level coordinator (who has no other job responsibility)
 - 3 A library media specialist who also serves as computer coordinator
 - 4 A full-time teacher who also has the title of this type of coordinator
 - 5 A teacher informally provides leadership to other teachers who use computers
 - 7 The principal or another school administrator serves this function at this school
 - 8 A part-time teacher serves this function
 - 9 Another person – Describe ↴

5280

75b. Which of the following statements best describes the person at this school who does, or helps teachers with, technical computer set-up and maintenance? This person functions, either formally or informally, as a COMPUTER/TECHNICAL SUPPORT PERSON.

☛ Mark (X) the ONE BEST description for that person. If there is more than one person, mark for the one person who spends the most time on this work.

- 0281
- 1 No one serves as this type of technical support person. Teachers who use computers take care of this need for themselves.
 - 2 A full-time school-level technical support person (who has no other job responsibility)
 - 3 A library media specialist who also serves as a technical support person
 - 4 A full-time teacher who also has the title of this type of technical support person
 - 5 A teacher informally provides assistance to other teachers who use computers
 - 7 The principal or another school administrator serves this function at this school
 - 8 A part-time teacher serves this function
 - 9 Another person – Describe ↴

5281

XIII

SPECIAL PROGRAMS AND SERVICES: Items 76–92

This section asks about various programs and services in your school.

76a. Regardless of whether this school participates in the National School Lunch Program, around the first of October, were any students in this school ELIGIBLE for free or reduced-price lunches?

- 0282
- 1 Yes
- 2 No
- 3 Don't know
- } **GO to item 77 below.**

b. Around the first of October, how many students at this school were ELIGIBLE for free or reduced-price lunches?

Report a separate count for prekindergarten students.

- 0283
- Prekindergarten students eligible
- 0 None

- 0284
- Other students eligible
(Kindergarten and higher)
- 0 None

c. Does this school participate in the National School Lunch Program?

- 0285
- 1 Yes
- 2 No → **GO to item 77 below.**

d. Around the first of October, how many applicants at this school were APPROVED for free or reduced-price lunches?

Report a separate count for prekindergarten applicants.

- 0286
- Prekindergarten applicants approved
- 0 None

- 0287
- Other applicants approved
(Kindergarten and higher)
- 0 None

77. Around the first of October, did any students enrolled in this school receive Title I services at this school, or at any other location?

(Title I is a federally funded program that provides educational services, such as remedial reading or remedial math, to children who live in areas with high concentrations of low-income families.)

- 0288
- 1 Yes → **Continue with item 78 on page 52.**
- 2 No → **GO to item 82a on page 53.**

78. How many students are served by this Title I program?

0290 Students

79. At which grade levels are students receiving Title I services?

☛ Mark (X) all that apply.

- | | | | | | | | |
|------|---|--------------------------|-----------------|------|---|--------------------------|----------|
| 0291 | 1 | <input type="checkbox"/> | Prekindergarten | 0299 | 1 | <input type="checkbox"/> | 7th |
| 0292 | 1 | <input type="checkbox"/> | Kindergarten | 0300 | 1 | <input type="checkbox"/> | 8th |
| 0293 | 1 | <input type="checkbox"/> | 1st | 0301 | 1 | <input type="checkbox"/> | 9th |
| 0294 | 1 | <input type="checkbox"/> | 2nd | 0302 | 1 | <input type="checkbox"/> | 10th |
| 0295 | 1 | <input type="checkbox"/> | 3rd | 0303 | 1 | <input type="checkbox"/> | 11th |
| 0296 | 1 | <input type="checkbox"/> | 4th | 0304 | 1 | <input type="checkbox"/> | 12th |
| 0297 | 1 | <input type="checkbox"/> | 5th | 0305 | 1 | <input type="checkbox"/> | Ungraded |
| 0298 | 1 | <input type="checkbox"/> | 6th | | | | |

80. Are students receiving Title I services in –

a. Reading/Language arts?

- 0306 1 Yes
2 No

b. Mathematics?

- 0307 1 Yes
2 No

c. English as a Second Language (ESL)?

- 0308 1 Yes
2 No

81. Where do these students receive Title I services?

☛ Mark (X) all that apply.

- 0311 1 In this school building
0312 1 In a mobile unit or van
0313 1 In a public school
0314 1 Other – Describe ↘

5314

82a. Of the students enrolled in this school, how many have an Individual Education Plan (IEP) because they have disabilities or are special education students?

Do not include prekindergarten, postsecondary, or adult education students.

0315 Students

0 None → [GO to item 83a below.](#)

b. How many of these IEP students are in each of the following instructional settings?

The sum of entries in item 82b should equal the entry in item 82a above.

0316 **All day in a regular classroom**

0317 **Most of the day in a regular classroom** (1–20 percent of the school day receiving special education and related services outside the regular classroom)

0318 **Some of the day in a regular classroom** (21–60 percent of the school day receiving special education and related services outside the regular classroom)

0319 **Little or none of the day in a regular classroom** (61–100 percent of the school day receiving special education and related services outside the regular classroom)

83a. Of the students enrolled in this school as of October 1, have any been identified as limited-English proficient?

Do not include prekindergarten, postsecondary, or adult education students.

(Limited-English proficient (LEP) refers to students whose native or dominant language is other than English and who have sufficient difficulty speaking, reading, writing, or understanding the English language as to deny them the opportunity to learn successfully in an English-speaking-only classroom.)

0320 1 Yes

2 No → [GO to item 90 on page 57.](#)

b. How many limited-English proficient students are enrolled in this school?

0321 Students

YOUR COMMENTS

84. Are the following used to determine whether a student is limited-English proficient?

a. Information provided by parent

0322 1 Yes

2 No

b. Teacher observation or referral

0323 1 Yes

2 No

c. Home language survey

0324 1 Yes

2 No

d. Student interview

0325 1 Yes

2 No

e. Student records

0326 1 Yes

2 No

f. Achievement test

0327 1 Yes

2 No

g. Language proficiency test

0328 1 Yes

2 No

YOUR COMMENTS

85. Does this school have instruction specifically designed to address the needs of limited-English proficient students?

0329 1 Yes

2 No → *GO to item 88 on page 56.*

86. Are limited-English proficient students provided with the following types of language instruction?

a. Instruction in English language using approaches such as ESL, structured immersion, or bilingual education

0330 1 Yes

2 No

b. Instruction to maintain the student's fluency in his/her native language, such as Spanish lessons for Spanish speakers

0331 1 Yes

2 No

c. Instruction in regular English/language arts classrooms

0332 1 Yes

2 No

87. How are limited-English proficient students taught subject matter courses such as mathematics, science, and social studies?

Are they taught –

a. In their native language?

0333 1 Yes

2 No

b. Using ESL, bilingual, or immersion techniques?

0334 1 Yes

2 No

c. In regular English-speaking classrooms?

0335 1 Yes

2 No

YOUR COMMENTS

88. Are the following methods used to teach limited-English proficient students?

a. Compensatory or remedial classes

0336 1 Yes

2 No

b. Special education

0337 1 Yes

2 No

c. Regular classes

0338 1 Yes

2 No

89. Does this school provide the following services for parents with limited-English skills?

a. Interpreters for meetings or parent-teacher conferences

0339 1 Yes

2 No

b. Translations of printed materials, such as newsletters, school notices or school signs

0340 1 Yes

2 No

c. Outreach or referral services for limited-English proficient parents

0341 1 Yes

2 No

YOUR COMMENTS

90. How long did it take you to complete this form, not counting interruptions?

Please record the time in minutes, e.g., 45 minutes, 60 minutes, etc.

0349 Minutes

91. Please enter the date you completed this questionnaire.

Month Day Year
0350

92a. What is your name?

9001

b. What is your title?

9002

c. What is your telephone number?

AREA CODE: TELEPHONE NUMBER:
9003 —

YOUR COMMENTS

***Thank you very much for your participation
in this survey.***

Please return this survey in the enclosed envelope. If you do not have the return envelope, call 1-800-221-1204, or mail your questionnaire to:

**U.S. Census Bureau
Current Projects Branch
1201 E. 10th Street
Jeffersonville, IN 47132-0001**

**Find out more about the Schools and Staffing
Survey (SASS) and information about private
schools that was collected in the last survey.
See SASS on the World Wide Web at:**

<http://nces.ed.gov/surveys/sass>

**Look for the report "Private Schools in the
United States: A Statistical Profile, 1993-94"
under Publications (NCES 97-459).**

**Additional data collected by the National
Center for Education Statistics (NCES) on a
variety of topics in elementary, secondary,
postsecondary, and international education
are available from NCES's Web site at:**

<http://nces.ed.gov>

**For additional data collected by various Federal
agencies, including the Department of
Education, visit the FedStats site at:**

<http://www.fedstats.gov>