



ANTIBACTERIAL DRESSING  
**MEDIHONEY®**

## Antibacterial Medical Honey



**Medihoney® Single patient tubes** are proven to be clinically effective for:

- Creating an antibacterial environment that is effective against a broad spectrum of bacteria including antibiotic resistant organisms;
- Fast, effective autolytic debridement on sloughy and necrotic tissue in an antibacterial environment;
- Rapidly removing malodour;
- Providing a moist wound healing environment thus reducing trauma and pain at dressing change.

### **MEDIHONEY® ANTIBACTERIAL MEDICAL HONEY™**

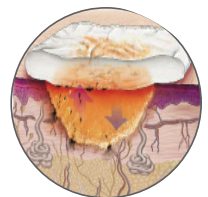
Contains 100% Medihoney® Antibacterial Honey™

#### **INDICATIONS**

- Deep wounds
- Sinus wounds
- Necrotic wounds
- Infected wounds
- Surgical wounds
- Malodorous wounds

#### **SUPERIOR WOUND BED PREPARATION**

The high osmotic potential created by Medihoney® Antibacterial Medical Honey™ causes a mass flow of bacteria, endotoxins and necrotic material away from the wound bed. This material is then contained in an antibacterial matrix for easy removal at dressing change.




DERMA SCIENCES

Derma Sciences Europe Ltd.  
Suite 2  
1A Park Street  
Maidenhead SL6 1SL  
U.K.  
Tel: +44 (0) 1628 625 916  
Fax: +44 (0) 1628 671 112



# ANTIBACTERIAL DRESSING MEDIHONEY®

## Antibacterial Medical Honey



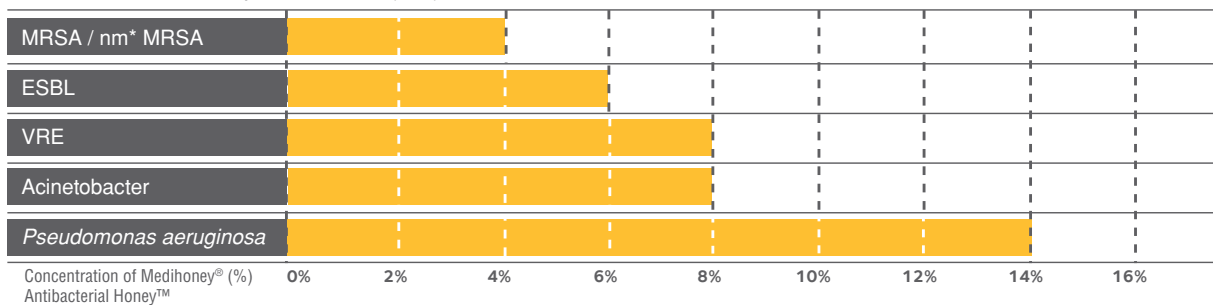
### DIRECTIONS FOR USE

- Protect wound edges with Medihoney® Barrier Cream.
- Medihoney® Antibacterial Medical Honey™ can be directly applied to the wound bed.
- A suitable ribbon/cavity dressing may be saturated with Medihoney® Antibacterial Medical Honey™ for use in deep wounds.
- Ensure that Medihoney® Antibacterial Medical Honey™ is in full contact with the wound bed. (Approximately 3mm thickness).
- The secondary dressing should be sufficiently absorbent to accommodate the volume of wound exudate.
- Medihoney® Antibacterial Medical Honey™ can be left on the wound for up to 7 days dependant on the exudate levels.

ITEM#	SIZE	HOSPITAL/PHARMACY		NHS SUPPLY CHAIN		AVAILABLE ON FP10
		QTY	PIP CODE	QTY	NHS CODE	
398	20g	1 single patient tube	314-1223	1 box of 5 tubes	ELZ508	YES
405	50g	1 single patient tube	344-1490	1 box of 1 tube	ELZ302	YES

### MIC OF 127 DRUG-RESISTANT CLINICAL ISOLATES (1990-2004)

Narelle George, Qld Health Pathology and Scientific Services, Royal Brisbane Hospital  
Bacteria Minimum Inhibitory Concentration (MIC).



### REFERENCES

1. Blaser G et al 2007. Effect of medical honey on wounds colonised or infected with MRSA. *J Wound Care*, 16(8): 325-328
2. Simon A et al 2006. Wound care with antibacterial honey (Medihoney®) in pediatric hematology – oncology. *Supportive Care in Cancer*, 14(1): 91-7
3. Dunford CE & Hanano R 2004. Acceptability to patients of a honey dressing for non-healing venous ulcers. *J Wound Care*, 13(5): 193-7
4. George N, Cutting K 2007. Antibacterial Honey (Medihoney®): in-vitro Activity Against Clinical Isolates of MRSA, VRE, and Other Multiresistant Gram-negative Organisms Including *Pseudomonas aeruginosa*. *Wounds*, 19(9): 231 – 236
5. Blair S 2000. Honey and Drug Resistant Pathogens. Paper presented at Joint Scientific Meeting of the Australian Society for Microbiology, Cairns, July
6. Lusby PE, Coombes AL, Wilkinson JM 2005. Bactericidal activity of different honeys against pathogenic bacteria. *Arch Med Research*, 36: 464-7
7. Wilkinson JM, Cavanagh HMA 2005. Antibacterial activity of 13 honeys against *Escherichia coli* and *Pseudomonas aeruginosa*. *J Med Food*, 8(1): 100-3
8. Irish J et al 2006. Honey has an antifungal effect against *Candida* species. *Med Mycol*, 44(3): 289-91



DERMA SCIENCES

Derma Sciences Europe Ltd.  
Suite 2  
1A Park Street  
Maidenhead SL6 1SL  
U.K.  
Tel: +44 (0) 1628 625 916  
Fax: +44 (0) 1628 671 112