CERN-EP-2021-158  
2021/09/20

CMS-B2G-20-008

# Search for heavy resonances decaying to $Z(\gamma)V(q\bar{q})$ in proton-proton collisions at $\sqrt{s} = 13$ TeV

The CMS Collaboration\*

## Abstract

A search is presented for heavy bosons decaying to  $Z(\gamma)V(q\bar{q})$ , where  $V$  can be a  $W$  or a  $Z$  boson. A sample of proton-proton collision data at  $\sqrt{s} = 13$  TeV was collected by the CMS experiment during 2016–2018. The data correspond to an integrated luminosity of  $137 \text{ fb}^{-1}$ . The event categorization is based on the presence of high-momentum jets in the forward region to identify production through weak vector boson fusion. Additional categorization uses jet substructure techniques and the presence of large missing transverse momentum to identify  $W$  and  $Z$  bosons decaying to quarks and neutrinos, respectively. The dominant standard model backgrounds are estimated using data taken from control regions. The results are interpreted in terms of radion,  $W$  boson, and graviton models, under the assumption that these bosons are produced via gluon-gluon fusion, Drell–Yan, or weak vector boson fusion processes. No evidence is found for physics beyond the standard model. Upper limits are set at 95% confidence level on various types of hypothetical new bosons. Observed (expected) exclusion limits on the masses of these bosons range from 1.2 to 4.0 (1.1 to 3.7) TeV.

*Submitted to Physical Review D*



## 1 Introduction

The search for physics beyond the standard model (SM) using proton-proton (pp) collisions produced by the CERN LHC is a key goal of the CMS physics program. The apparent large hierarchy between the electroweak scale and the Planck scale, the nature of dark matter, and the possibility of a unification of the gauge couplings at high energies, are among the outstanding problems in particle physics not addressed within the SM. New bosons are predicted in many beyond-the-SM theories, which attempt to answer some of these questions. New spin-0 and spin-2 particles are predicted in the Randall–Sundrum (RS) models of warped extra dimensions [1, 2], which arise from radion and graviton fields. Spin-1  $W$  and  $Z$  bosons can also arise in these models [3–5], as well as in left-right symmetric theories [6], and little Higgs models [7–9]. When the interaction strength between a new boson and the SM boson field is large, such as in the bulk RS models [10, 11], searches for diboson resonances are motivated, either via weak vector boson fusion (VBF) or strong production processes.

This paper presents a search for new bosons ( $X$ ) decaying to a pair of  $Z$  bosons or to a  $W$  and a  $Z$  boson as shown in Fig. 1. In addition to VBF production, we consider the gluon-gluon fusion (ggF) production of spin-0 and spin-2 particles and the Drell–Yan (DY) production of spin-1 particles. The targeted final state is one in which one  $Z$  boson decays to a neutrino pair, while the other vector boson decays hadronically. Events are categorized by the presence or absence of forward jets. Events that include forward jets are typical of VBF production. Events without forward jets more commonly occur in ggF or DY processes. For sufficiently heavy new bosonic states, the decaying vector bosons will have high momenta and, when decaying hadronically, will appear in the detector as single jets. As a result, we employ jet substructure techniques to identify these objects. Events are selected that have a high-mass jet and a significant amount of missing transverse momentum,  $p_{\text{T}}^{\text{miss}}$ , which is the signature of the  $Z \rightarrow \nu\bar{\nu}$  decay. Contributions from the dominant backgrounds are determined using control samples in data. Proton-proton collisions at  $\sqrt{s} = 13$  TeV recorded during 2016–2018 with the CMS detector are analyzed. The data set corresponds to an integrated luminosity of  $137 \text{ fb}^{-1}$ . Searches for similar signatures have been presented by the ATLAS [12] and CMS [13] Collaborations. As compared with earlier CMS publications, this paper includes additional data and extends the analysis to new search regions by including the forward jets, thus providing improved sensitivity to VBF-produced resonances.

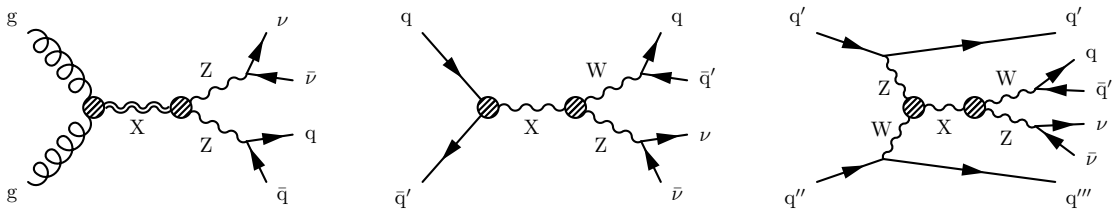


Figure 1: Representative Feynman diagrams for various production modes of a heavy resonance  $X$ . These modes are: a ggF-produced spin-0 or spin-2 resonance decaying to  $ZZ \rightarrow q\bar{q}\nu\bar{\nu}$  (left), a DY-produced spin-1 resonance decaying to  $WZ \rightarrow q\bar{q}\nu\bar{\nu}$  (center), and a VBF-produced spin-1 resonance decaying to  $WZ \rightarrow q\bar{q}\nu\bar{\nu}$  (right).

This paper is organized as follows. Section 2 gives a brief description of the CMS detector and its components relevant to this work. Section 3 summarizes the simulated data sets used in this analysis. Algorithms for the reconstruction of physics objects and the selection criteria applied to these objects are described in Sections 4 and 5, respectively. Section 6 discusses methods used for estimating the SM backgrounds. The systematic uncertainties relevant to

this analysis are described in Section 7. The final results are presented in Section 8, along with their statistical interpretations. A summary of the work is presented in Section 9. Tabulated results are provided in the HEPData record [14] for this analysis.

## 2 The CMS detector

The central feature of the CMS detector is a superconducting solenoid of 6 m internal diameter, providing a magnetic field of 3.8 T. Within the solenoid volume are a silicon pixel and strip tracker, a lead tungstate crystal electromagnetic calorimeter, and a brass and scintillator hadron calorimeter. Each of these systems is composed of a barrel and two endcap sections. The tracking detectors cover the pseudorapidity range  $|\eta| < 2.5$ . For the electromagnetic and hadronic calorimeters, the barrel and endcap detectors together cover the range  $|\eta| < 3.0$ . Forward calorimeters extend the coverage to  $|\eta| < 5.0$ . Muons are measured and identified in both barrel and endcap systems, which together cover the pseudorapidity range  $|\eta| < 2.4$ . The detection planes are based on three technologies: drift tubes, cathode strip chambers, and resistive-plate chambers, which are embedded in the steel flux-return yoke outside the solenoid. The detector is nearly hermetic, permitting accurate measurements of  $p_T^{\text{miss}}$ . Events of interest are selected using a two-tiered trigger system [15, 16]. The first level, composed of custom hardware processors, uses information from the calorimeters and muon detectors to select events at a rate of around 100 kHz within a fixed time interval of less than 4  $\mu\text{s}$ . The second level, known as the high-level trigger, consists of a farm of processors running a version of the full event reconstruction software optimized for fast processing, and reduces the event rate to around 1 kHz before data storage. A more detailed description of the CMS detector, together with a definition of the coordinate system used and the relevant kinematic variables, can be found in Ref. [17].

## 3 Simulated event samples

This search uses Monte Carlo (MC) simulated data sets to study and guide the estimations of SM background processes. Simulated data sets include:  $V$ +jets, where  $V$  refers to  $W$  or  $Z$  bosons,  $t\bar{t}$ +jets, single top quark samples, diboson and triboson samples ( $WZ$ ,  $WZZ$ , etc.), and  $t\bar{t}$ + $V$  samples. Events in these samples for 2016 (2017 and 2018) are generated using MADGRAPH5\_aMC@NLO v2.2.2 (v2.4.2) [18–21]. The  $V$ +jets ( $t\bar{t}$ +jets) samples are generated with leading order (LO) precision and contain up to four (three) additional partons. The  $t$ -channel and  $tW$  single top quark events, and  $WW$  events for 2016 (2017 and 2018) are generated using POWHEG v1.0 (v2.0) [22–26]. All other SM background samples are generated using MADGRAPH5\_aMC@NLO at next-to-LO (NLO) precision. The signal samples used for interpretation of the results are also generated using MADGRAPH5\_aMC@NLO with LO precision.

The parton showering and hadronization step in all simulations is performed with two versions of PYTHIA [27]. The 2016 (2017 and 2018) simulation uses the CUETP8M1 [28] (CP5 [29]) underlying event tune with PYTHIA v8.212 (v8.230). The parton distribution functions (PDFs) used in the 2016 (2017 and 2018) simulated data samples are NNPDF3.0 LO or NLO [30] (NNPDF3.1 NNLO [31]). The simulation of the particle interactions and the CMS detector is performed with GEANT4 [32]. The effects due to additional  $pp$  interactions in the same or adjacent bunch crossings (pileup) are also simulated and the events are weighted to match the pileup distribution in data.

The cross sections used to normalize different SM processes correspond to NLO or next-to-NLO (NNLO) accuracy [18, 25, 26, 33–41]. The  $V$ +jets samples are weighted based on the  $p_T$  of the

W and Z bosons. Weights are derived from comparisons of LO simulations and simulations at NNLO precision in quantum chromodynamics (QCD) interactions and NLO precision in electroweak interactions [42].

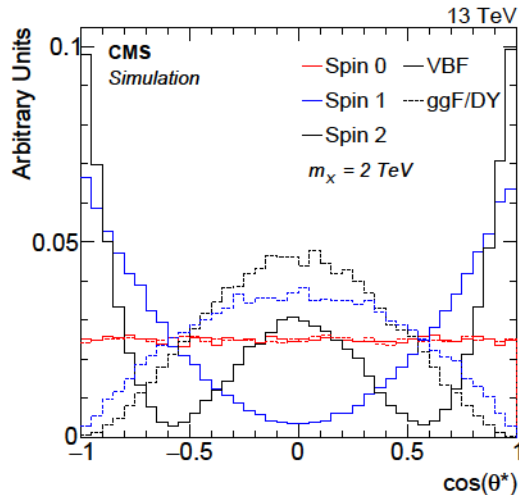


Figure 2: Simulated distributions are shown for the cosine of the decay angle of SM vector bosons in the rest frame of a parent particle with a mass ( $m_\chi$ ) of 2 TeV. Solid lines represent VBF scenarios. Dashed lines represent ggF/DY scenarios.

When diboson signatures are produced through VBF, correlations between the spin of initial- and final-state bosons cause event kinematic distributions to depend on the hypothesized resonance spin. These correlations are manifested in the decay angle,  $\theta^*$ , of the vector bosons, defined in Ref. [43]. Figure 2 shows the distribution of the cosine of the decay angles in the rest frame of  $X$  for each spin configuration and production mechanism we consider, given a parent particle mass of 2 TeV. Scalar resonances have no correlation between initial- and final-state spins, which translates to a flat  $\cos \theta^*$  distribution. Spin-1 and spin-2 particles can have strong correlations, especially when produced via VBF, where vector bosons are preferentially produced in the forward direction ( $\cos \theta^* = \pm 1$ ). Such correlations are caused by the production of longitudinally or transversely polarized vector bosons [44]. The decay angle is correlated with the transverse momentum ( $p_T$ ) of the resonance's decay products. Thus, the spectral features explored here are different from typical diboson searches because the final state is only partially reconstructed. We explore the sensitivity of the analysis to the assumed spin by considering three different production models: radions (spin 0),  $W'$  bosons (spin 1), and gravitons (spin 2). In each case, we consider both VBF and ggF or DY production, and masses between 1.0 TeV and 4.5 TeV in a step of 200 (500) GeV for masses less (greater) than 2.0 TeV.

To interpret the data in terms of spin-0 and spin-2 signals, radions and gravitons arising from models of warped extra dimensions [1, 2], and specifically from bulk scenarios [10, 11], are used as representative models. The warped extra dimension model has several free parameters, including the mass of the lowest excited state of the graviton, the radion mass, the parameter  $kr_c\pi$ , where  $k$  and  $r_c$  are the curvature and the compactification scale of the extra dimension respectively, the dimensionless coupling  $\tilde{k} = k/\overline{M}_{\text{Pl}}$ , where  $\overline{M}_{\text{Pl}}$  is the reduced Planck mass, and the energy scale associated with radion interactions ( $\Lambda_R$ ). These parameters and the corresponding cross sections are described in Ref. [44]. We assume  $\tilde{k} = 0.5$ ,  $kr_c\pi = 35$ , and  $\Lambda_R = 3$  TeV, which results in decay widths for gravitons and radions smaller than 10% of their mass. The QCD predicted theoretical cross section is accurate to NLO (LO) for radions and gravitons produced via ggF (VBF).

To interpret data in terms of spin-1 signals,  $W$  bosons within the heavy vector triplet (HVT) framework [6] are used. The interactions between  $W$  bosons and SM particles are parameterized in terms of  $c_H$ ,  $g_V$ , and  $c_F$  couplings and the mass of the HVT  $W$  boson. Together with the SM  $SU(2)_L$  gauge coupling,  $g$ , these parameters determine the couplings between the HVT bosons and the SM Higgs boson, SM vector bosons, and SM fermions, respectively, according to Ref. [6]. We consider two specific cases of these model parameters: those corresponding to model B ( $c_H = 0.98$ ,  $g_V = 3$ , and  $c_F = 1.02$ ) in Ref. [6] and model C ( $c_H = g_V = 1$  and  $c_F = 0$ ). Model B suppresses the fermion couplings, enhancing decays to SM vector bosons. Model C removes direct couplings to fermions, ensuring that only VBF production is possible. The QCD predicted theoretical cross section is accurate to LO for both DY and VBF produced  $W$  bosons.

## 4 Triggers and event reconstruction

Samples of collision data are selected using several  $p_T^{\text{miss}}$  triggers whose thresholds vary between 90 and 140 GeV, depending on the data-taking period. The  $p_T^{\text{miss}}$  trigger efficiencies were studied using samples of events selected with single lepton triggers. The lepton triggers isolate events with neutrinos produced via  $W$  boson decays, which serve as a good proxy for both the signal and the dominant backgrounds. The single lepton triggers required electrons with  $p_T = 27\text{--}32$  GeV, depending on the data-taking period, or muons with  $p_T = 24$  GeV. The efficiencies of the triggers for selecting events with large  $p_T^{\text{miss}}$  ( $> 200$  GeV) were measured as functions of  $p_T^{\text{miss}}$ . The differences between the efficiencies determined using electron events and muon events were found to be less than 1.4% and are assigned as systematic uncertainties. For all data-taking periods, the trigger efficiency is found to reach 95% for  $p_T^{\text{miss}} = 250$  GeV and plateaus around 98% for  $p_T^{\text{miss}} = 300$  GeV. At  $p_T^{\text{miss}} = 200$  GeV, the efficiency is found to be greater than 75%. The measured trigger efficiencies are applied to the simulation data as event weights.

The event reconstruction proceeds from particles identified by the particle-flow (PF) algorithm [45], which uses information from the silicon tracking system, calorimeters, and muon systems to reconstruct PF candidates as electrons, muons, charged or neutral hadrons, or photons. Charged-particle tracks are required to originate from the event primary pp interaction vertex, defined as the candidate vertex with the largest value of summed physics-object  $p_T^2$ . The physics objects used for calculating  $p_T^2$  are jets, clustered using the anti- $k_T$  jet finding algorithm [46, 47] with the tracks assigned to candidate vertices as inputs, and the associated  $p_T^{\text{miss}}$ , taken as the negative vector  $p_T$  sum of those jets.

Electrons are reconstructed by associating a charged-particle track with an electromagnetic calorimeter supercluster [48]. The resulting electron candidates are required to have  $p_T = 10$  GeV and  $\eta < 2.5$ , and to satisfy identification criteria designed to reject light-parton jets, photon conversions, and electrons produced in the decays of heavy-flavor hadrons. Muons are reconstructed by associating tracks in the muon system with those found in the silicon tracker [49]. Muon candidates are required to satisfy  $p_T = 10$  GeV and  $\eta < 2.4$ .

Leptons ( $e, \mu$ ) are required to be isolated from other PF candidates to select preferentially those originating from  $W$  and  $Z$  boson decays and suppress backgrounds in which leptons are produced in the decays of hadrons containing heavy quarks. Isolation is quantified using an optimized version of the mini-isolation variable originally introduced in Ref. [50]. The isolation variable,  $I_{\text{mini}}$ , is calculated by summing the  $p_T$  of the charged and neutral hadrons, and photons with  $R = \frac{\sqrt{(\Delta x)^2 + (\Delta y)^2}}{R_0}$  of the lepton momentum vector,  $p$ , where  $\phi$  is the azimuthal angle and  $R_0$  depends on the lepton  $p_T$ . The three values of  $R_0$  used are: 0.2 for

$p_T \geq 50$  GeV;  $10 \text{ GeV} < p_T < 50$  GeV; and  $0.05 < p_T < 200$  GeV. Electrons (muons) are then required to satisfy  $I_{\text{mini}}/p_T < 0.1$  ( $< 0.2$ ). In order to mitigate the effects from pileup in an event, charged hadron candidates are required to originate from the primary vertex of the given event.

Events are vetoed in which muon or electron candidates are identified that satisfy isolated track requirements,  $p_T > 2.4$ , and  $p_T > 5$  GeV), but do not satisfy the kinematic requirements just described for isolated leptons. Hadronically decaying leptons can produce isolated hadron tracks. Events in which an isolated hadron track is identified that satisfies  $p_T > 2.4$  and  $p_T > 10$  GeV are also vetoed.

Events with one or more photons are vetoed. Photon candidates are required to have  $p_T > 100$  GeV,  $p_T > 2.4$ , and be isolated from neutral hadrons, charged hadrons, and electromagnetic particles, excluding the photon candidate itself. The isolation criterion is calculated using a cone with  $R = 0.2$  around the photon [51].

Jets are reconstructed by clustering charged and neutral PF candidates using the anti- $k_T$  algorithm [46]. Two collections of jets are considered clustered with distance parameters  $R = 0.4$  and  $0.8$ , as implemented in the FASTJET package [47]. Depending on the distance parameter used, these jets are referred to as AK4 and AK8 jets, respectively. Jet energies are corrected using a  $p_T$ - and  $\eta$ -dependent jet energy calibration [52]. To mitigate contributions to jet reconstruction from pileup, we utilize the charged-hadron subtraction method for AK4 jets and the pileup-per-particle identification (PUPPI) method [53, 54] for AK8 jets.

Jets are required to satisfy  $p_T > 30$  ( $> 200$ ) GeV,  $p_T > 5.0$  ( $> 2.4$ ), and jet quality criteria [55, 56] for AK4 (AK8) jets. The mass of AK8 jets and information about the pattern of energy deposited in various detectors are used to reconstruct massive vector bosons. To further reduce the dependence on pileup and to help reduce the effect of wide-angle soft radiation, the soft-drop algorithm [57, 58] is used to remove constituents from the AK8 jets. Corrections are applied to AK8 jets to ensure that the reconstructed jet mass reproduces the pole masses of the SM bosons. Corrections are derived using W bosons from  $t\bar{t}$  production to account for known differences between measured and simulated jet mass scale and jet mass resolution [59]. Finally, jets having PF constituents matched to an isolated lepton are removed from the jet collection.

The  $N$ -subjettiness [60] technique is used to distinguish between AK8 jets originating from the hadronic decay of W or Z bosons and those originating from QCD. In hadronic boson decays, the resulting jet is likely to have two substructure components, which results in a smaller  $N$ -subjettiness ratio,  $\tau_{21}$ . For QCD jets,  $\tau_{21}$  tends to be higher. We require AK8 jets to satisfy  $\tau_{21} < 0.75$ . There is a loss of about 36% in background events due to this requirement. Negligible loss of efficiency due to this requirement in a signal sample of VBF-produced gravitons (VBF-G) with a mass of 1 TeV is observed. The efficiency for tagging W bosons in simulated data sets is validated against collision data using  $t\bar{t}$  events [59]. Scale factors are applied to simulated data sets to account for observed differences.

The AK4 jets are tagged as originating from the hadronization of b quarks using the deep combined secondary vertex algorithm [61]. For the medium working point chosen here, the signal efficiency for identifying b jets with  $p_T > 30$  GeV in  $t\bar{t}$  events is about 68%. The probability of misidentifying jets in  $t\bar{t}$  events arising from c quarks is approximately 12%, while the probability of misidentifying jets associated with light-flavor quarks or gluons as b jets is approximately 1%.

The vector  $p_T^{\text{miss}}$  is defined as the negative vector  $p_T$  sum of all PF candidates and is calibrated taking into account the jet energy corrections. Its magnitude is denoted by  $p_T^{\text{miss}}$ . Dedicated

event filters designed to reject instrumental noise are applied to improve the correspondence between the reconstructed and the genuine  $p_T^{\text{miss}}$  [62]. To suppress SM backgrounds, we use the quantity  $m_T$ , defined as the transverse mass of the system consisting of the highest  $p_T$  AK8 jet ( $p_T^J$ ) and  $p_T^{\text{miss}}$ . The value of  $m_T$  is computed as

$$m_T = \sqrt{2p_T^J p_T^{\text{miss}} (1 - \cos \Delta\phi)}, \quad (1)$$

where  $\Delta\phi$  is the difference between the azimuthal angle of the AK8 jet's momentum and  $p_T^{\text{miss}}$ . The  $m_T$  variable in Eq. 1 assumes that the new state decays into much lighter daughter particles.

## 5 Event selection

The reconstructed objects (defined in Section 4) are used to define signal regions (SRs) and control regions (CRs). These are all subsets of a baseline phase space where at least one AK8 jet and  $p_T^{\text{miss}} \geq 200$  GeV are required. Events are rejected if they contain a reconstructed electron, muon, photon, isolated track, or an AK4 jet which has been identified as a b jet. Events are vetoed if any jet passes the  $p_T$  and  $R$  requirements, but fails the jet quality criteria. Events are also vetoed if  $p_T^{\text{miss}}$  is aligned with the transverse projection of any of the four highest  $p_T$  AK4 jets, defined as  $\sum_{i=1}^4 |p_{T,i}^{\text{miss}}| \leq 0.5$ .

The baseline phase space is split into two sets of regions, VBF and ggF/DY. The VBF regions require at least two AK4 jets, each required to be separated by  $R \geq 0.8$  from the AK8 jet. The two highest- $p_T$  AK4 jets are also required to be reconstructed in opposite hemispheres ( $|\eta_1 - \eta_2| \geq 0$ ), have a large pseudorapidity separation ( $|\eta_1 + \eta_2| \geq 4.0$ ), and form a large invariant mass ( $m_{jj} \geq 500$  GeV). These requirements are indicative of VBF production. If any of these conditions is failed, the event is put into the ggF/DY category.

Both the VBF and ggF/DY categories are further separated into high-purity (HP) and low-purity (LP) categories, depending on the highest  $p_T$  AK8 jet's value of  $\eta_{21}$ . Events in which the highest  $p_T$  AK8 jet satisfies  $\eta_{21} \leq 0.35$  ( $0.35 < \eta_{21} \leq 0.75$ ) are referred to as HP (LP). The signal (VBFG 1 TeV) selection efficiency with the high (low) purity cut is 69 (31)%. The background selection efficiency with the high (low) purity cut is 32 (68)%.

Each of these four event categories is divided into a number of  $m_T$  bins. Starting from  $m_T = 400$  GeV, each bin has width 100 GeV. In the ggF/DY (VBF) HP category, the bin width is constant until 2200 (1600) GeV, after which, bin boundaries correspond to  $m_T = 2200, 2350, 2550, 2750, \text{ and } 3000$  (1600, 1750, and 2075) GeV. In the ggF/DY (VBF) LP category, the bin width is constant until 2900 (2300) GeV, after which bin widths are 200 GeV until  $m_T = 3500$  (2700) GeV. The last bin in each of the categories includes all events with  $m_T$  above the final quoted bin boundary.

In all  $m_T$  bins, an SR and a CR is defined based on the mass of the highest  $p_T$  AK8 jet,  $m_J$ . The SRs require  $65 \leq m_J \leq 105$  GeV, a range which is chosen to accept both W and Z bosons, but reject most hadronically decaying Higgs bosons. The CRs require either  $30 \leq m_J \leq 65$  GeV or  $135 \leq m_J \leq 300$  GeV, which excludes the SR mass requirement and a window around the Higgs boson mass. The event selections used in the analysis are summarized in Table 1.

The dominant backgrounds are events originating from  $W$ +jets and  $Z$ +jets production, followed by the  $W \rightarrow \ell \bar{\nu}$  and  $Z \rightarrow \ell \ell$  decays. These occur when the charged leptons do not pass the reconstruction requirements described in Section 4, while the neutrinos manifest themselves as  $p_T^{\text{miss}}$ . There are no massive, hadronically decaying vector bosons in these processes; the massive reconstructed jet typically arises from the tail of the jet mass distribution for single



Table 1: Summary of the event selections.

Variable	Selection
$p_T^{\text{miss}}$	200 GeV
Veto	electrons, muons, tau leptons, photons, b jets
AK4 jet $p_T$	30 GeV
$p_T^{\text{jets}}, p_T^{\text{miss}}$	0.5
Leading AK8 jet $p_T$ and	200 GeV and 2.4
Leading AK8 jet mass	SR: 65–105 GeV, CR: 30–65 GeV or 135–300 GeV
<sup>21</sup>	HP: 0.35, LP: 0.35–0.75
Forward jets	<sub>1 2</sub> 0, 4.0, $m_{jj}$ 500 GeV

quarks and gluons and is typically a smoothly falling distribution. We refer to these and other processes with similar kinematic properties as nonresonant backgrounds. The shape and normalization of nonresonant backgrounds are constrained using data, as described in Section 6.

Subdominant SM contributions come from  $t\bar{t}$ , single top quark, and diboson processes. These processes typically have a hadronically decaying vector boson. There is a small contribution from the diboson events produced via the vector boson scattering process. These events are expected to contribute less than 10% of the total diboson event yield in the VBF SRs. The contributions from subdominant backgrounds, referred to as resonant backgrounds, are estimated using predictions from simulation.

The reconstructed  $m_T$  distribution for the signal depends on the spin, mass, and production mechanism. Using events from all signal regions and control regions combined, Fig. 3 shows the  $m_T$  distributions for the various signal hypotheses considered. These distributions for VBF-produced  $W$  and graviton resonances are a reflection of the prevalence for vector bosons production at large  $m_T$  due to correlations between  $m_T$  and  $\cos\theta$ . When vector bosons have large  $m_T$ , the AK8 jet  $p_T$  and the  $p_T^{\text{miss}}$  are lower, and in turn, the reconstructed  $m_T$  is lower. For models with multimodal  $\cos\theta$  distributions, there is a corresponding distortion in the  $m_T$  distribution, which tends to produce higher yields at lower values of  $m_T$ .

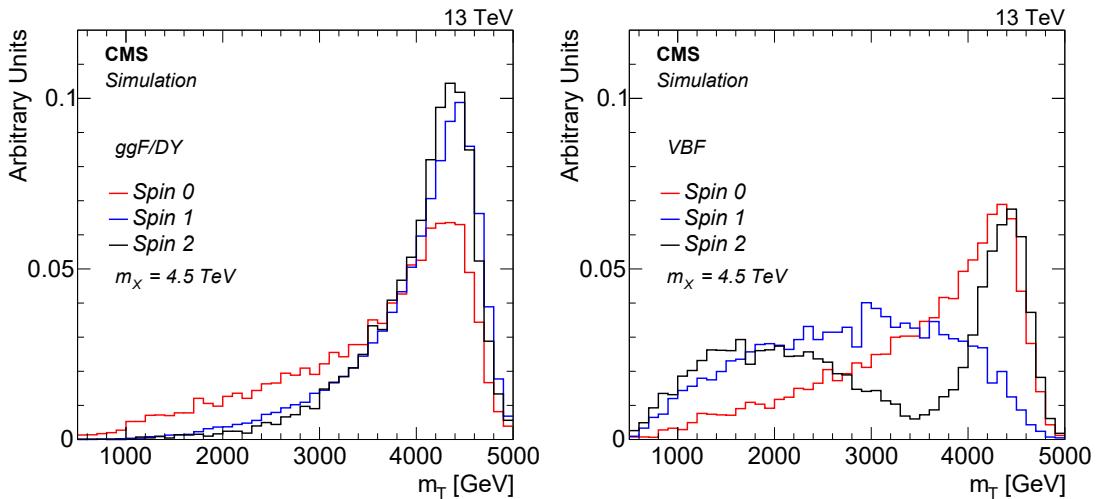


Figure 3: Distributions of  $m_T$  for ggF/DY- (left) and VBF-produced (right) resonances  $X$  of mass 4.5 TeV. Events used are from all SR and CR combined.

## 6 Background estimation method

The nonresonant backgrounds populate both the CRs and the SRs, while signal events mainly populate the SRs. The yields observed in the CRs are weighted by a transfer factor,  $\alpha$ , to account for known differences between the SR and CR kinematic properties. The transfer factor is derived from simulated data sets. Algebraically, the predictions of the nonresonant backgrounds are given by

$$\begin{aligned} N_{\text{pred}}^{\text{non-res}} &= \alpha(N_{\text{CR}}^{\text{obs}} - N_{\text{CR}}^{\text{res}}), \\ \alpha &= \frac{N_{\text{SR}}^{\text{non-res}}}{N_{\text{CR}}^{\text{non-res}}}, \end{aligned} \quad (2)$$

where  $N_{\text{CR}}^{\text{obs}}$  refers to the observed CR yields, and  $N_{\text{CR}}^{\text{non-res}}$  ( $N_{\text{SR}}^{\text{non-res}}$ ) refers to the nonresonant (resonant) background yields in simulated data sets. In this formula,  $N_{\text{CR}}^{\text{res}}$  serves the role of removing the expected contributions from resonant backgrounds, which have a systematically different transfer factor and whose predictions are handled separately. All event yields are derived separately for each  $m_T$  bin and each event category. Figure 4 shows  $\alpha$  as a function of  $m_T$  in each of the event categories.

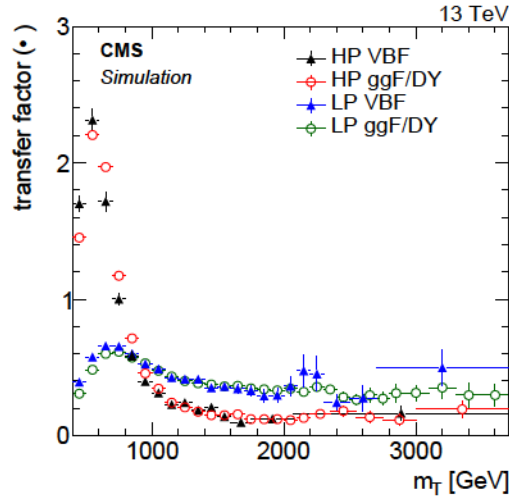


Figure 4: The distributions of the transfer factors ( $\alpha$ ) versus  $m_T$  in the various event categories are shown. The last bin corresponds to the value obtained by integrating events above the penultimate bin.

The resonant backgrounds are directly estimated using predictions from simulation, with systematic uncertainties evaluated to account for potential data mismodeling. The resonant background yields are used to account for contamination in the CRs before predicting the nonresonant backgrounds and their contribution to the SRs themselves.

The procedures used to predict SM backgrounds have been validated using data from a subset of each CR, which we refer to as the validation SR (vSR). The vSRs have the same selections as the SRs except that the jet mass must satisfy  $55 < m_j < 65$  GeV. The CRs for validation tests are redefined by removing the events in the vSR. The vSR and analogous CRs are used to compute the analog of  $\alpha$ , and the full background prediction is evaluated on data. The predicted yields in the vSR are then compared to the observed event yields. This comparison is performed in the corresponding vSR of each of the event categories. The resulting distributions are shown in Fig. 5.

The vSR tests show an over-prediction of data in each of the event categories. The over-

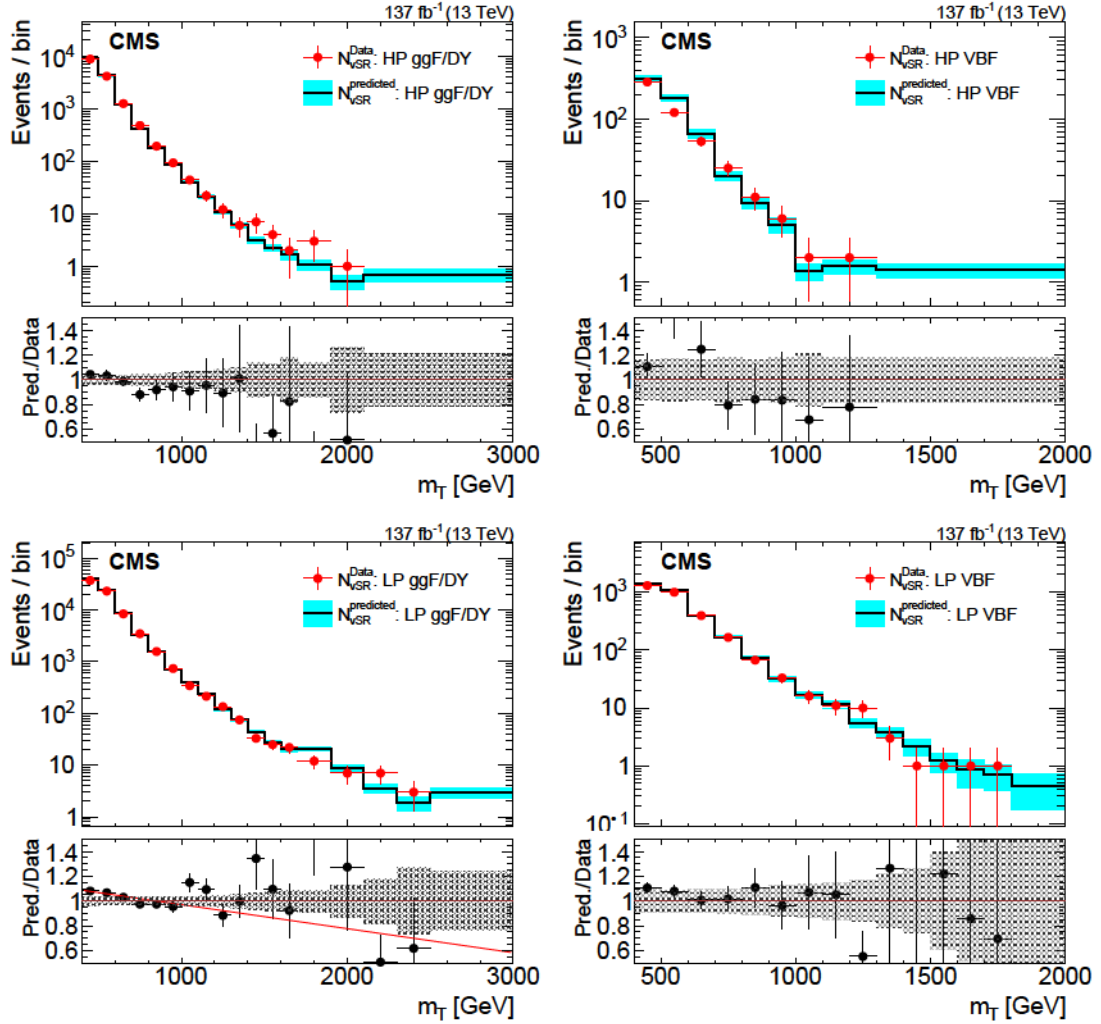


Figure 5: Comparison of background estimations and observations in the high-purity ggF/DY (upper left), high-purity VBF (upper right), low-purity ggF/DY (lower left), and low-purity VBF (lower right) validation signal regions. The lower panel shows the ratio of the estimated and the observed event yields. The hashed band in the ratio represents the total uncertainty in the corresponding SR. The red line (lower left) is a fit to the ratio of prediction to the data in the LP ggF/DY vSR.

prediction is as large as 10% in the lowest  $m_T$  bin. To account for any potential mismodeling of our prediction, we derive a shape uncertainty. The uncertainty is based on a linear fit to the ratio of the prediction and the observation versus  $m_T$  in the LP ggF/DY vSR. Based on the fit, an uncertainty is assessed that corresponds to 7% in the lowest  $m_T$  bin, and decreases linearly to -40% in the highest  $m_T$  bin. This shape uncertainty is applied to each of the four signal regions assuming no correlation between the regions.

## 7 Systematic uncertainties

Because the nonresonant backgrounds are estimated from data, several simulation-related systematic uncertainties have little to no effect on the estimation of these backgrounds. However, PDF uncertainties, renormalization ( $\alpha_R$ ) and factorization ( $\alpha_F$ ) scale uncertainties, and jet energy scale (JES) and resolution (JER) uncertainties have nonnegligible effects on  $\sigma$ .

For PDF uncertainties, the distribution of  $\sigma$  is evaluated for each recommended PDF variation [30, 31]. An envelope of these variations is used to assess an  $\sigma$  shape uncertainty. The size of the uncertainty in a given  $m_T$  bin due to PDFs is as large as 3 (1.5)% for the VBF (ggF/DY) categories. The effects of the scale uncertainties are evaluated by varying the values of  $\alpha_R$  and  $\alpha_F$  simultaneously up and down by a factor of two. Based on scale variations, an  $\sigma$  shape uncertainty is determined, which is less than 2% in any single  $m_T$  bin. The JES and JER uncertainties are propagated to  $\sigma$ , and are not larger than 3%. A summary of all systematic uncertainties related to the nonresonant background prediction is shown in the second and third columns of Table 2.

In addition to those listed in Table 2, we account for uncertainties due to the limited size of simulated data sets. The Poisson uncertainties associated with the observed CR yields are propagated to the nonresonant background predictions in each  $m_T$  bin. The uncertainties due to the limited size of simulated data sets are treated as uncorrelated across each analysis bin.

The predicted resonant background and signal yield uncertainties are evaluated from a larger list of potential sources. These sources include the integrated luminosity,  $\alpha_{21}$  scale factors, pileup modeling, b jet veto efficiency, effects related to inefficiencies due to instrumental effects of the electromagnetic calorimeter trigger (prefiring), modeling of unclustered energy in the calculation of  $p_T^{\text{miss}}$ , jet mass scale (JMS) and resolution (JMR), JES and JER, trigger efficiency modeling, PDF uncertainties, and scale uncertainties. A summary of the impacts these uncertainties have on resonant backgrounds and signal is shown in the fourth through seventh columns of Table 2 and in Table 3. A description of each uncertainty source is provided below.

The measured integrated luminosity uncertainty is propagated to the prediction of the resonant background and signal yields. This uncertainty amounts to 1.6% on the entire data set [63–65] and is correlated across all signal regions. The effects of the luminosity uncertainty on signal and nonresonant backgrounds are treated as fully correlated.

Uncertainties associated with the determination of  $\alpha_{21}$  efficiency scale factors that correct for systematic differences in simulated and collision data sets are propagated to the predicted signal and resonant background yields. These uncertainties have two components: one that affects the normalization of predictions ( $\alpha_{21}$  SF) and another that accounts for  $p_T$ -dependent differences ( $\alpha_{21}$   $p_T$  extrap.) in the tagging efficiency, which affects the  $m_T$  shape of our predicted yields.

Jet energy and jet mass scales are varied within their uncertainties. Effects of JMS uncertainties are treated as anticorrelated between SR and CR regions and correlated across all categories.

The magnitudes of JMS uncertainties are assumed to be independent of  $m_T$ . They are treated as fully correlated across all  $m_T$  bins and all regions.

Jet masses are smeared to broaden their distribution within measured JMR uncertainties. Jet mass smearing is done for both SR and CR but for simulated data sets only. The effect of jet smearing was at most 10%. The effects of JMR uncertainties are correlated across  $m_T$  bins and all categories, and between signals and resonant backgrounds.

Similarly to the nonresonant background, the effect of JES and JER uncertainties are propagated to the predicted event yields. These are found to have minimal impact on the  $m_T$  shape ( $\sim 1\%$ ) within a given category but can cause events to migrate from the ggF/DY to the VBF categories.

Other systematic uncertainties affect the normalization of resonant backgrounds and signals. These include pileup uncertainties, b tagging scale factor uncertainties, prefiring corrections, unclustered energy scale uncertainties, and trigger uncertainties. These effects are assumed to be correlated across various categories, and between signal and resonant backgrounds.

Finally, the statistical uncertainties due to the limited size of simulated data sets are propagated to all predicted signal and resonant background yields. In this analysis, all the uncertainties quoted are pre-fit values.

Table 2: Summary of systematic uncertainties (in %) related to the SM background predictions in various regions. Columns two and three tabulate the representative size of effects on  $\sigma$  in the VBF and ggF/DY events categories, respectively. Columns four through seven tabulate the typical size of effects on the prediction of resonant background yields in the VBF SR, VBF CR, ggF/DY SR, and ggF/DY CR, respectively. All of these numbers are the pre-fit values. For some systematic uncertainties, the variation in different  $m_T$  bins are shown as a range. Values of LP that are different from those of HP are shown in parentheses.

Source	VBF	ggF/DY	VBF SR	VBF CR	ggF/DY SR	ggF/DY CR
Luminosity	—	—	1.6	1.6	1.6	1.6
$\sigma_{21}$ SF	—	—	7.3 (17.0)	7.3 (17.0)	7.3 (17.0)	7.3 (17.0)
$\sigma_{21}$ $p_T$ extrap.	—	—	2–18 (1–10)	2–18 (1–10)	2–18 (1–10)	2–18 (1–10)
Pileup	—	—	3.9 (3.9)	2.0 (3.7)	1.0 (0.8)	1.7 (0.9)
b jet veto	—	—	2.4 (2.9)	3.5 (3.2)	1.8 (2.2)	2.8 (2.6)
Prefiring	—	—	0.7 (0.6)	0.8 (0.7)	0.3 (0.2)	0.4 (0.3)
Unclust. energy	—	—	2.4 (1.6)	1.8 (1.4)	1.8 (1.3)	1.6 (1.5)
JMS	—	—	0.5 (0.4)	1.8 (0.5)	0.3 (0.3)	1.6 (0.4)
JMR	—	—	1.2 (1.6)	5.9 (0.7)	1.7 (1.01)	7.1 (0.96)
Trigger	—	—	1.4	1.4	1.4	1.4
JES	3.0	1–2	40–13	40–13	4.0	4.0
JER	3.0	1.5	35–13	35–13	2.0	2.0
PDF norm.	—	—	5.0	5.0	2.0	2.0
PDF shape	3.0	1.5	0.5–4	0.5–4	0.5–4	0.5–4
$R_{\text{F}}$ norm.	—	—	15	15	11	12
$R_{\text{F}}$ shape	1–2	1–2	1–10	2–4	3–8	3–4
Nonclosure	7–40	7–40	—	—	—	—

## 8 Results and interpretations

The final predicted event yields are computed using a simultaneous maximum likelihood fit of event yields in all  $m_T$  bins, and all SRs and CRs. Each bin is modeled as a marked Poisson

Table 3: Summary of the typical size of systematic uncertainties (in %) in the predicted signal yields in various regions. All of these numbers are the pre-fit values. A range is given for the shape systematic uncertainties. Values of LP that are different from those of HP are shown in parentheses.

Source	VBF SR	VBF CR	ggF/DY SR	ggF/DY CR
Luminosity	1.6	1.6	1.6	1.6
$_{21}$ SF	7.3 (17.0)	7.3 (17.0)	7.3 (17.0)	7.3 (17.0)
$_{21}$ $p_T$ extrap.	2–18 (1–10)	2–18 (1–10)	2–18 (1–10)	2–18 (1–10)
Pileup	0.2 (0.5)	0.7 (1.0)	1.1 (0.9)	1.1 (0.6)
b jet veto	1.3 (1.4)	1.4 (1.6)	1.3 (1.4)	1.3 (1.5)
Prefiring	1.0 (0.9)	1.0 (1.0)	0.6 (0.5)	0.6 (0.5)
Unclust. energy	0.1	0.1	0.1	0.1
JMS	0.9 (0.3)	2.6 (1.9)	0.7 (0.3)	2.4 (1.5)
JMR	3.2 (2.8)	6.9 (4.0)	3.3 (2.4)	7.5 (3.4)
Trigger	1.4 (1.4)	1.4 (1.5)	1.4 (1.6)	1.4 (1.5)
JES	5–11	4–14	1–7	1–5
JER	2–3	6–7	1–7	1–5

model [66] with mean value corresponding to the sum of expected yields for resonant and nonresonant backgrounds, and signal. An unconstrained nuisance parameter is implemented to allow for the fit to independently adjust the nonresonant background in each  $m_T$  bin of each category. For each  $m_T$  bin of each event category, this constraint is fully correlated between the SR and CR. Systematic uncertainties are implemented using log-normal priors. The likelihood is parameterized in terms of the signal strength  $\mu$ , which is the ratio of the measured signal cross section and the theoretical cross section.

The predicted event yields for all backgrounds and a graviton ( $m_G = 1$  TeV) are shown in Fig. 6 (7) for the CR (SR). The data are compared to post-fit predictions, where fit refers to constraints on predictions and their uncertainties based on a maximum likelihood fit to data in which the signal strength is fixed to  $\mu = 0$ . The post-fit predictions and observations are consistent within the uncertainties, suggesting no evidence of new sources of diboson production.

We derive both expected and observed 95% confidence level (CL) upper limits on the  $X \rightarrow V q\bar{q} Z$  production cross section. A test statistic is used in conjunction with the  $CL_s$  criterion [67] to set upper limits. The test statistic is defined as  $q = -2 \ln \mathcal{L} / \mathcal{L}_{\max}$ , where  $\mathcal{L}_{\max}$  refers to the maximum value of the likelihood when all parameters are varied and  $\mathcal{L}$  refers to the likelihood obtained by varying  $\mu$  while profiling all the other parameters conditioned on its value. Upper limits are computed using the asymptotic approximation [68]. Expected limits are computed by evaluating the test statistic using the post-fit predicted numbers of background events and their uncertainties.

Upper limits on the product of radion production cross sections and their branching fraction to  $ZZ$  versus the radion mass are shown in Fig. 8. Limits are computed assuming radions are produced entirely either through the ggF process or the VBF process. The expected (observed) radion mass exclusion limits are 2.5 (3.0) TeV for ggF-produced states. Figure 9 shows the expected and observed upper limits on the product of  $W$  boson production cross sections and their branching fraction to  $WZ$ , assuming exclusive production through the DY (model B) or VBF process (model C). The expected and observed mass exclusion limits for DY-produced  $W$  resonances are found to be 3.7 and 4.0 TeV, respectively. This is an improvement of 0.6 (0.4) TeV in the observed (expected) mass exclusion limit from the previous CMS result. Finally, the upper limits on the product of graviton production cross sections and their branching fraction to



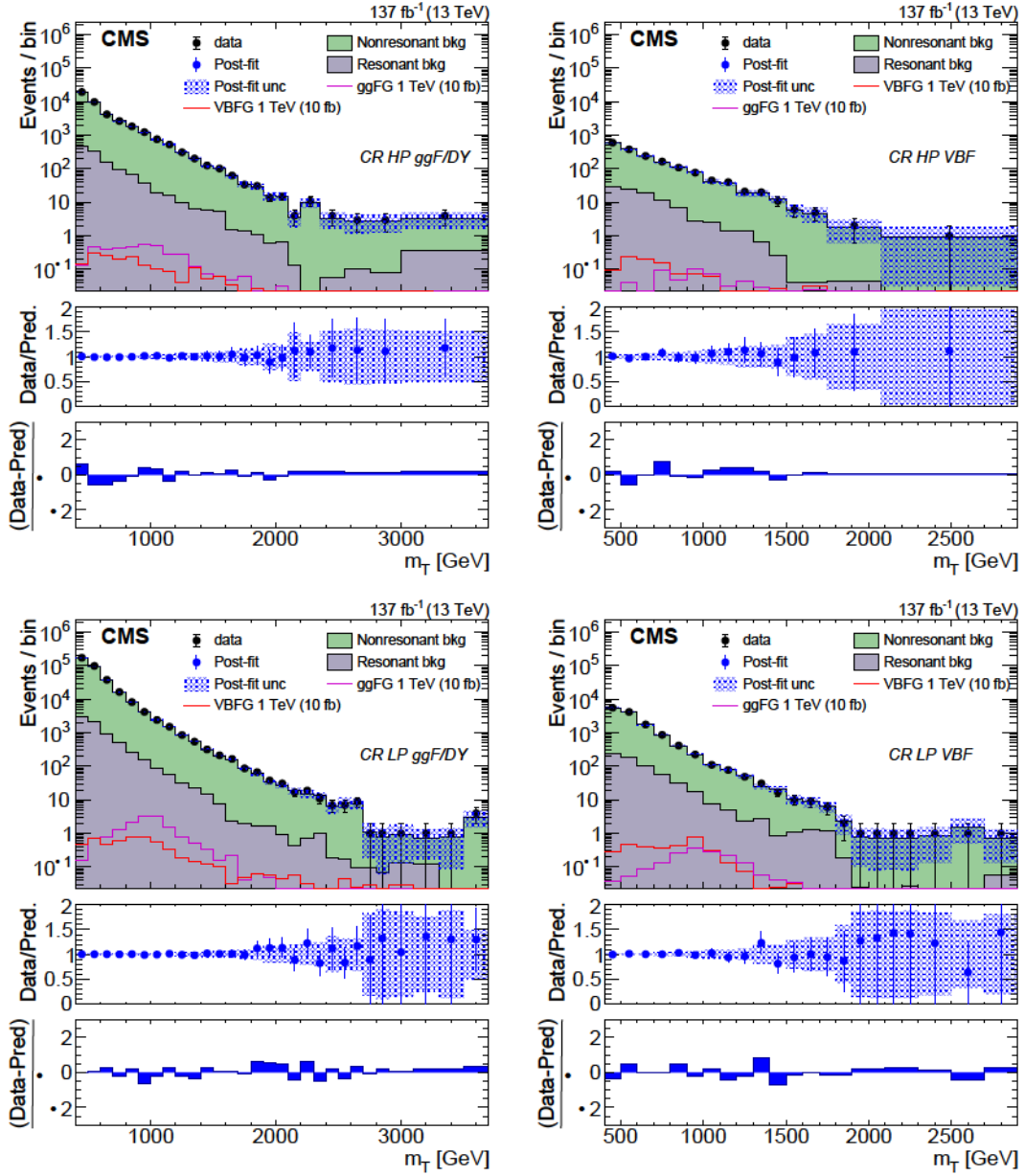


Figure 6: Distributions of  $m_T$  for high-purity ggF/DY (upper left) and VBF (upper right), and low-purity ggF/DY (lower left) and VBF (lower right) CR events after performing background-only fits. The last bin in the upper left, upper right, lower left, and lower right plot corresponds to the yields integrated above 3, 2.3, 3.5, and 2.7 TeV, respectively. The top panel of each plot shows the post-fit prediction, represented by filled histograms, compared to observed yields, represented by black points. Both the ggF and VBF-produced 1 TeV graviton signals are shown in each plot, represented by the open purple and red histograms, respectively. The signal is normalized to 10 fb. The blue hashed area represents the total uncertainty from the post-fit predicted event yield as a function of  $m_T$ . The middle panel of each plot shows the ratio of data and post-fit predictions in blue. The bottom panel of each plot shows the difference between the observed event yields and the post-fit predictions normalized by the quadratic sum of the statistical uncertainty of the observed yield and the total uncertainty from the post-fit prediction in each  $m_T$  bin.

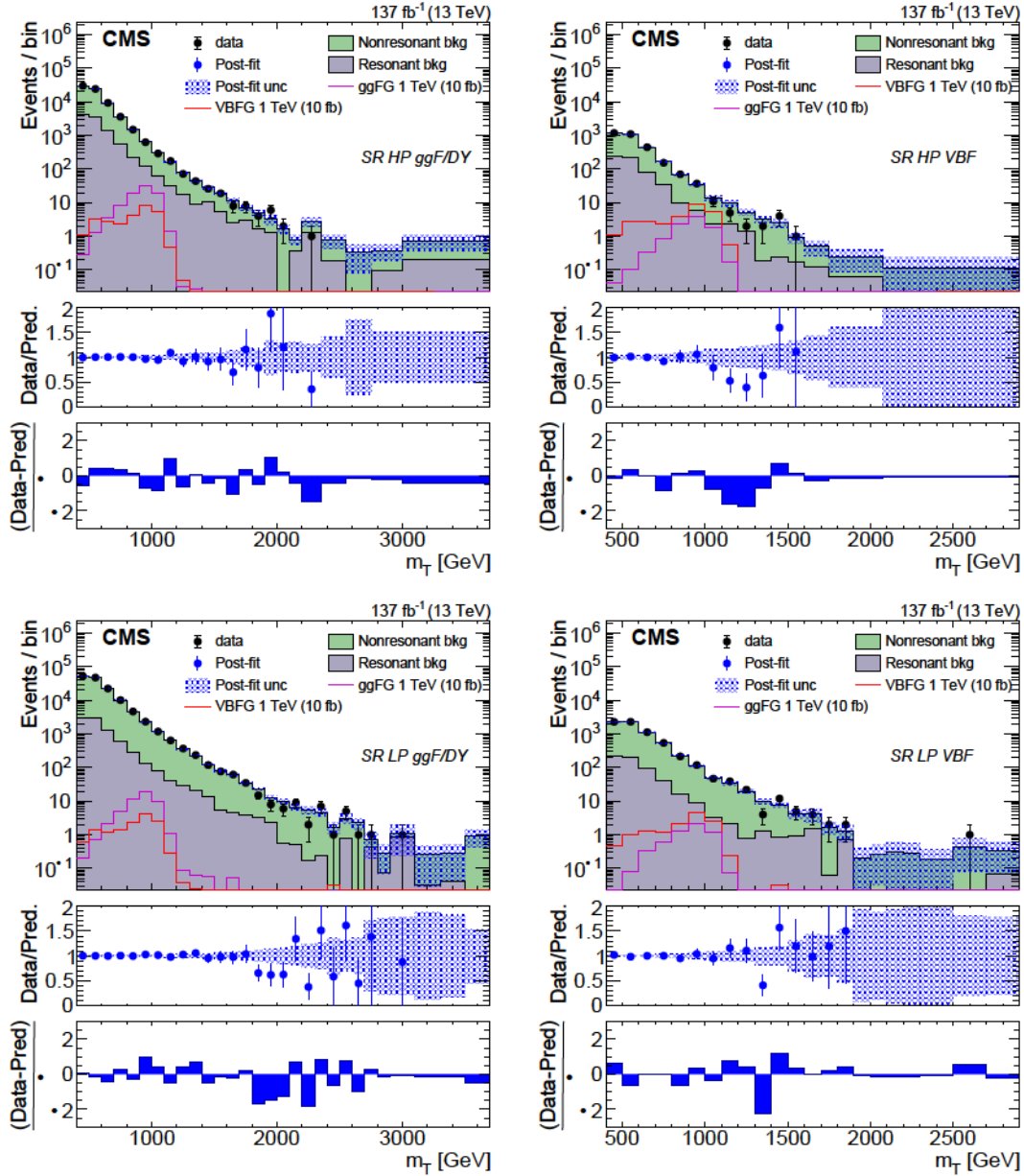


Figure 7: Distribution of the predicted and observed event yields versus  $m_T$  for high-purity ggF/DY (upper left) and VBF (upper right), and low-purity ggF/DY (lower left) and VBF (lower right) SR events. The last bin in each plot corresponds to the yields integrated above the penultimate bin. The top panel of each plot shows the prediction based on a background-only fit to data, represented by filled histograms, compared to observed yields, represented by black points. Both the ggF and VBF-produced 1 TeV graviton signals are shown in each plot, represented by the open purple and red histograms, respectively. The signal is normalized to 10 fb. The middle panel of each plot shows the ratio of data and post-fit predictions in blue. The blue hashed area represents the total uncertainty from the post-fit predicted event yield as a function of  $m_T$ . The bottom panel of each plot shows the difference between the observed event yields and the post-fit predictions normalized by the quadratic sum of the statistical uncertainty of the observed yield and the total uncertainty from the post-fit prediction in each  $m_T$  bin.



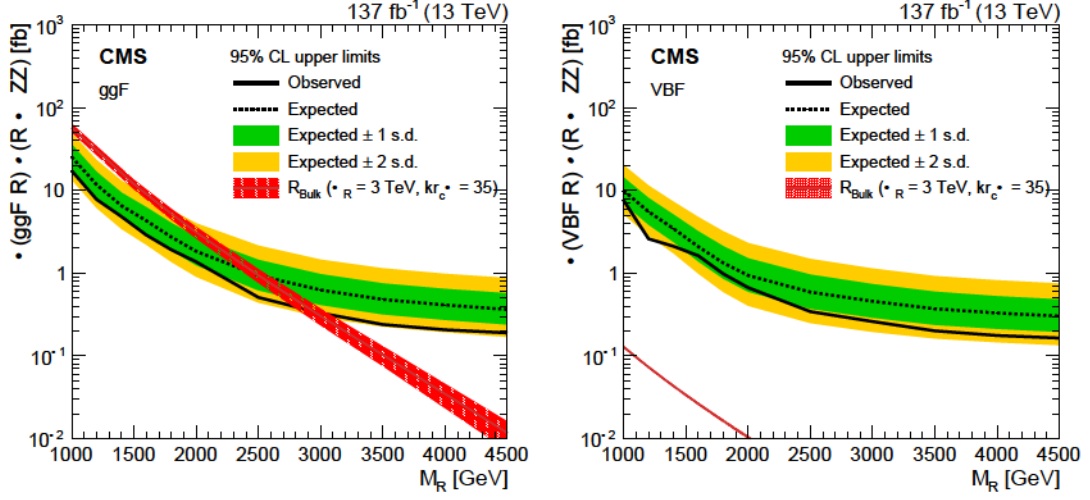


Figure 8: Expected and observed 95% CL upper limits on the product of the radion ( $R$ ) production cross section and the  $R \rightarrow ZZ$  branching fraction versus the radion mass are shown as dashed and solid black lines, respectively. Green and yellow bands, respectively, represent the 68% and 95% confidence intervals of the expected limit. The red curves show the product of the theoretical radion production cross sections and their branching fractions to  $ZZ$ . The hashed red areas represent the theoretical cross section uncertainty due to limited knowledge of PDFs and scale choices. Limits and theory cross sections for  $ggF$ -produced radions are shown in the left figure, while the right figure shows the same for  $VBF$ -produced radions.

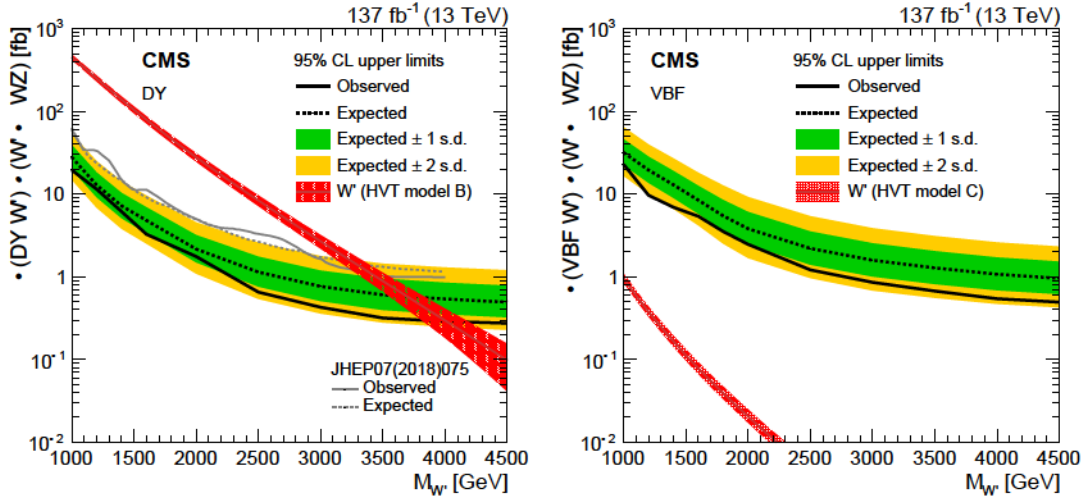


Figure 9: Expected and observed 95% CL upper limits on the product of the  $W'$  production cross section and the  $W' \rightarrow WZ$  branching fraction versus the  $W'$  mass are shown as dashed and solid black lines, respectively. Green and yellow bands, respectively, represent the 68% and 95% confidence intervals of the expected limit. The red curves show the product of the theoretical  $W'$  boson production cross sections and their branching fractions to  $WZ$ . The hashed red areas represent the theoretical cross section uncertainty due to limited knowledge of PDFs and scale choices. Limits and theory cross sections for  $DY$ -produced  $W'$  bosons are shown in the left figure, while the right figure shows the same for  $VBF$ -produced  $W'$  bosons. The grey curves in the left plot show the previous CMS results with  $36 \text{ fb}^{-1}$  of data.

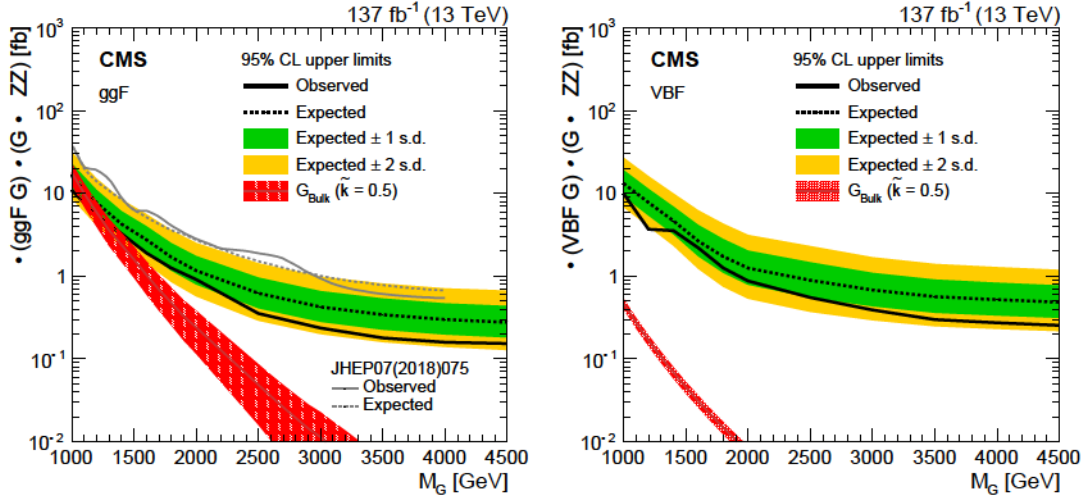


Figure 10: Expected and observed 95% CL upper limits on the product of the graviton ( $G$ ) production cross section and the  $G \rightarrow ZZ$  branching fraction versus the graviton mass are shown as dashed and solid black lines, respectively. Green and yellow bands, respectively, represent 68% and 95% confidence intervals of the expected limit. The red curves show the product of the theoretical graviton production cross sections and their branching fractions to  $ZZ$ . The hashed red areas represent the theoretical cross section uncertainty due to limited knowledge of PDFs and scale choices. Limits and theory cross sections for ggF-produced gravitons are shown in the left figure, while the right figure shows the same for VBF-produced gravitons. The grey curves in the left plot show the previous CMS results with  $36 \text{ fb}^{-1}$  of data.

$ZZ$  are shown in Fig. 10. Limits are computed assuming gravitons are produced entirely either through the ggF process or the VBF process. The expected (observed) graviton mass exclusion limit is found to be 1.1 (1.2) TeV, assuming gravitons are produced exclusively through the ggF mechanism. This is the first mass exclusion limits set by CMS on a ggF-produced gravitons in this final state. For the VBF-produced models considered here, no masses are excluded. The observed upper limits on  $\sigma\mathcal{B}(X \rightarrow VZ)$  vary between 0.2 and 9 fb for radions, 0.5 and 20 fb for  $W'$  resonances, and 0.3 and 10 fb for gravitons.

## 9 Summary

A search has been presented for new bosonic states decaying either to a pair of  $Z$  bosons or to a  $W$  boson and a  $Z$  boson. The analyzed final states require large missing transverse momentum and one high-momentum, large-radius jet. Large-radius jets are required to have a mass consistent with either a  $W$  or  $Z$  boson. Events are categorized based on the presence of large-radius jets passing high-purity and low-purity substructure requirements. Events are also categorized based on the presence or absence of high-momentum jets in the forward region of the detector. Forward jets distinguish weak vector boson fusion (VBF) from other production mechanisms. Contributions from the dominant SM backgrounds are estimated from data control regions using an extrapolation method. No deviation between SM expectation and data is found, and 95% confidence level upper limits are set on the product of the production cross section and branching fraction for several signal models. A lower observed (expected) limit of 3.0 (2.5) TeV is set on the mass of gluon-gluon fusion produced radions. The observed (expected) mass exclusion limit for Drell–Yan produced  $W'$  bosons is found to be 4.0 (3.7) TeV. The observed (expected) mass exclusion limit for gluon-gluon fusion produced gravitons is found to be 1.2

(1.1) TeV. At 95% confidence level, upper observed (expected) limits on the product of the VBF production cross section and  $X_{W/Z} = \sigma_{W/Z} \times \text{BR}(W/Z)$  branching fraction range between 0.2 and 20 (0.3 and 30) fb.

## Acknowledgments

We congratulate our colleagues in the CERN accelerator departments for the excellent performance of the LHC and thank the technical and administrative staffs at CERN and at other CMS institutes for their contributions to the success of the CMS effort. In addition, we gratefully acknowledge the computing centers and personnel of the Worldwide LHC Computing Grid and other centers for delivering so effectively the computing infrastructure essential to our analyses. Finally, we acknowledge the enduring support for the construction and operation of the LHC, the CMS detector, and the supporting computing infrastructure provided by the following funding agencies: BMBWF and FWF (Austria); FNRS and FWO (Belgium); CNPq, CAPES, FAPERJ, FAPERGS, and FAPESP (Brazil); MES and BNSF (Bulgaria); CERN; CAS, MoST, and NSFC (China); MINCIENCIAS (Colombia); MSES and CSF (Croatia); RIF (Cyprus); SENESCYT (Ecuador); MoER, ERC PUT and ERDF (Estonia); Academy of Finland, MEC, and HIP (Finland); CEA and CNRS/IN2P3 (France); BMBF, DFG, and HGF (Germany); GSRI (Greece); NKFI (Hungary); DAE and DST (India); IPM (Iran); SFI (Ireland); INFN (Italy); MSIP and NRF (Republic of Korea); MES (Latvia); LAS (Lithuania); MOE and UM (Malaysia); BUAP, CINVESTAV, CONACYT, LNS, SEP, and UASLP-FAI (Mexico); MOS (Montenegro); MBIE (New Zealand); PAEC (Pakistan); MSHE and NSC (Poland); FCT (Portugal); JINR (Dubna); MON, RosAtom, RAS, RFBR, and NRC KI (Russia); MESTD (Serbia); SEIDI, CPAN, PCTI, and FEDER (Spain); MOSTR (Sri Lanka); Swiss Funding Agencies (Switzerland); MST (Taipei); ThEPCenter, IPST, STAR, and NSTDA (Thailand); TUBITAK and TAEK (Turkey); NASU (Ukraine); STFC (United Kingdom); DOE and NSF (USA).

Individuals have received support from the Marie-Curie program and the European Research Council and Horizon 2020 Grant, contract Nos. 675440, 724704, 752730, 758316, 765710, 824093, 884104, and COST Action CA16108 (European Union); the Leventis Foundation; the Alfred P. Sloan Foundation; the Alexander von Humboldt Foundation; the Belgian Federal Science Policy Office; the Fonds pour la Formation à la Recherche dans l'Industrie et dans l'Agriculture (FRIA-Belgium); the Agentschap voor Innovatie door Wetenschap en Technologie (IWT-Belgium); the F.R.S.-FNRS and FWO (Belgium) under the "Excellence of Science – EOS" – be.h project n. 30820817; the Beijing Municipal Science & Technology Commission, No. Z191100007219010; the Ministry of Education, Youth and Sports (MEYS) of the Czech Republic; the Deutsche Forschungsgemeinschaft (DFG), under Germany's Excellence Strategy – EXC 2121 "Quantum Universe" – 390833306, and under project number 400140256 - GRK2497; the Lendület ("Momentum") Program and the János Bolyai Research Scholarship of the Hungarian Academy of Sciences, the New National Excellence Program ÚNKP, the NKFI research grants 123842, 123959, 124845, 124850, 125105, 128713, 128786, and 129058 (Hungary); the Council of Science and Industrial Research, India; the Latvian Council of Science; the Ministry of Science and Higher Education and the National Science Center, contracts Opus 2014/15/B/ST2/03998 and 2015/19/B/ST2/02861 (Poland); the Fundação para a Ciência e a Tecnologia, grant CEECIND/01334/2018 (Portugal); the National Priorities Research Program by Qatar National Research Fund; the Ministry of Science and Higher Education, project no. 14.W03.31.0026 (Russia); the Programa Estatal de Fomento de la Investigación Científica y Técnica de Excelencia María de Maeztu, grant MDM-2015-0509 and the Programa Severo Ochoa del Principado de Asturias; the Stavros Niarchos Foundation (Greece); the Rachadapisek Sompot Fund for Postdoctoral Fellowship, Chulalongkorn University and the Chula-

longkorn Academic into Its 2nd Century Project Advancement Project (Thailand); the Kavli Foundation; the Nvidia Corporation; the SuperMicro Corporation; the Welch Foundation, contract C-1845; and the Weston Havens Foundation (USA).

## References

- [1] L. Randall and R. Sundrum, "Large mass hierarchy from a small extra dimension", *Phys. Rev. Lett.* **83** (1999) 3370, doi:10.1103/physrevlett.83.3370, arXiv:hep-ph/9905221.
- [2] L. Randall and R. Sundrum, "An alternative to compactification", *Phys. Rev. Lett.* **83** (1999) 4690, doi:10.1103/physrevlett.83.4690, arXiv:hep-th/9906064.
- [3] K. Agashe et al., "LHC signals for warped electroweak charged gauge bosons", *Phys. Rev. D* **80** (2009) 075007, doi:10.1103/PhysRevD.80.075007, arXiv:0810.1497.
- [4] K. Agashe et al., "LHC signals for coset electroweak gauge bosons in warped/composite PGB Higgs models", *Phys. Rev. D* **81** (2010) 096002, doi:10.1103/PhysRevD.81.096002, arXiv:0911.0059.
- [5] K. Agashe et al., "LHC signals for warped electroweak neutral gauge bosons", *Phys. Rev. D* **76** (2007) 115015, doi:10.1103/PhysRevD.76.115015, arXiv:0709.0007.
- [6] D. Pappadopulo, A. Thamm, R. Torre, and A. Wulzer, "Heavy vector triplets: Bridging theory and data", *JHEP* **09** (2014) 060, doi:10.1007/JHEP09(2014)060, arXiv:1402.4431.
- [7] N. Arkani-Hamed et al., "The minimal moose for a little Higgs", *JHEP* **08** (2002) 021, doi:10.1088/1126-6708/2002/08/021, arXiv:hep-ph/0206020.
- [8] N. Arkani-Hamed, A. G. Cohen, E. Katz, and A. E. Nelson, "The littlest Higgs", *JHEP* **07** (2002) 034, doi:10.1088/1126-6708/2002/07/034, arXiv:hep-ph/0206021.
- [9] G. Burdman, M. Perelstein, and A. Pierce, "Large Hadron Collider tests of a little Higgs model", *Phys. Rev. Lett.* **90** (2003) 241802, doi:10.1103/PhysRevLett.90.241802, arXiv:hep-ph/0212228. [Erratum: doi:10.1103/PhysRevLett.92.049903].
- [10] K. Agashe, H. Davoudiasl, G. Perez, and A. Soni, "Warped gravitons at the CERN LHC and beyond", *Phys. Rev. D* **76** (2007) 036006, doi:10.1103/PhysRevD.76.036006, arXiv:hep-ph/0701186.
- [11] A. L. Fitzpatrick, J. Kaplan, L. Randall, and L.-T. Wang, "Searching for the Kaluza-Klein graviton in bulk RS models", *JHEP* **09** (2007) 013, doi:10.1088/1126-6708/2007/09/013, arXiv:hep-ph/0701150.
- [12] ATLAS Collaboration, "Searches for heavy ZZ and ZW resonances in the  $qq$  and  $q\bar{q}$  final states in  $pp$  collisions at  $\sqrt{s} = 13$  TeV with the ATLAS detector", *JHEP* **03** (2018) 009, doi:10.1007/JHEP03(2018)009, arXiv:1708.09638.
- [13] CMS Collaboration, "Search for a heavy resonance decaying into a Z boson and a vector boson in the  $\bar{q}q$  final state", *JHEP* **07** (2018) 075, doi:10.1007/JHEP07(2018)075, arXiv:1803.03838.
- [14] "HEPData record for this analysis", 2021. doi:10.17182/hepdata.103856.

- [15] CMS Collaboration, “Performance of the CMS Level-1 trigger in proton-proton collisions at  $\sqrt{s} = 13$  TeV”, *JINST* **15** (2020) P10017, doi:10.1088/1748-0221/15/10/P10017, arXiv:2006.10165.
- [16] CMS Collaboration, “The CMS trigger system”, *JINST* **12** (2017) P01020, doi:10.1088/1748-0221/12/01/P01020, arXiv:1609.02366.
- [17] CMS Collaboration, “The CMS experiment at the CERN LHC”, *JINST* **3** (2008) S08004, doi:10.1088/1748-0221/3/08/S08004.
- [18] J. Alwall et al., “The automated computation of tree-level and next-to-leading order differential cross sections, and their matching to parton shower simulations”, *JHEP* **07** (2014) 079, doi:10.1007/JHEP07(2014)079, arXiv:1405.0301.
- [19] R. Frederix and S. Frixione, “Merging meets matching in MC@NLO”, *JHEP* **12** (2012) 061, doi:10.1007/JHEP12(2012)061, arXiv:1209.6215.
- [20] J. Alwall et al., “Comparative study of various algorithms for the merging of parton showers and matrix elements in hadronic collisions”, *Eur. Phys. J. C* **53** (2008) 473, doi:10.1140/epjc/s10052-007-0490-5, arXiv:0706.2569.
- [21] P. Artoisenet, R. Frederix, O. Mattelaer, and R. Rietkerk, “Automatic spin-entangled decays of heavy resonances in Monte Carlo simulations”, *JHEP* **03** (2013) 015, doi:10.1007/JHEP03(2013)015, arXiv:1212.3460.
- [22] P. Nason, “A new method for combining NLO QCD with shower Monte Carlo algorithms”, *JHEP* **11** (2004) 040, doi:10.1088/1126-6708/2004/11/040, arXiv:hep-ph/0409146.
- [23] S. Frixione, P. Nason, and C. Oleari, “Matching NLO QCD computations with parton shower simulations: the POWHEG method”, *JHEP* **11** (2007) 070, doi:10.1088/1126-6708/2007/11/070, arXiv:0709.2092.
- [24] S. Alioli, P. Nason, C. Oleari, and E. Re, “A general framework for implementing NLO calculations in shower Monte Carlo programs: the POWHEG BOX”, *JHEP* **06** (2010) 043, doi:10.1007/JHEP06(2010)043, arXiv:1002.2581.
- [25] S. Alioli, P. Nason, C. Oleari, and E. Re, “NLO single-top production matched with shower in POWHEG:  $s$ - and  $t$ -channel contributions”, *JHEP* **09** (2009) 111, doi:10.1088/1126-6708/2009/09/111, arXiv:0907.4076. [Erratum: doi:10.1007/JHEP02(2010)011].
- [26] E. Re, “Single-top  $Wt$ -channel production matched with parton showers using the POWHEG method”, *Eur. Phys. J. C* **71** (2011) 1547, doi:10.1140/epjc/s10052-011-1547-z, arXiv:1009.2450.
- [27] T. Sjöstrand et al., “An introduction to PYTHIA 8.2”, *Comput. Phys. Commun.* **191** (2015) 159, doi:10.1016/j.cpc.2015.01.024, arXiv:1410.3012.
- [28] CMS Collaboration, “Event generator tunes obtained from underlying event and multiparton scattering measurements”, *Eur. Phys. J. C* **76** (2016) 155, doi:10.1140/epjc/s10052-016-3988-x, arXiv:1512.00815.

- [29] CMS Collaboration, “Extraction and validation of a new set of CMS PYTHIA8 tunes from underlying-event measurements”, *Eur. Phys. J. C* **80** (2020) 4, doi:10.1140/epjc/s10052-019-7499-4, arXiv:1903.12179.
- [30] NNPDF Collaboration, “Parton distributions for the LHC Run II”, *JHEP* **04** (2015) 040, doi:10.1007/JHEP04(2015)040, arXiv:1410.8849.
- [31] NNPDF Collaboration, “Parton distributions from high-precision collider data”, *Eur. Phys. J. C* **77** (2017) 663, doi:10.1140/epjc/s10052-017-5199-5, arXiv:1706.00428.
- [32] GEANT4 Collaboration, “GEANT4—a simulation toolkit”, *Nucl. Instrum. Meth. A* **506** (2003) 250, doi:10.1016/S0168-9002(03)01368-8.
- [33] T. Melia, P. Nason, R. Rontsch, and G. Zanderighi, “ $W^+W^-$ ,  $WZ$  and  $ZZ$  production in the POWHEG BOX”, *JHEP* **11** (2011) 078, doi:10.1007/JHEP11(2011)078, arXiv:1107.5051.
- [34] M. Beneke, P. Falgari, S. Klein, and C. Schwinn, “Hadronic top-quark pair production with NNLL threshold resummation”, *Nucl. Phys. B* **855** (2012) 695, doi:10.1016/j.nuclphysb.2011.10.021, arXiv:1109.1536.
- [35] M. Cacciari et al., “Top-pair production at hadron colliders with next-to-next-to-leading logarithmic soft-gluon resummation”, *Phys. Lett. B* **710** (2012) 612, doi:10.1016/j.physletb.2012.03.013, arXiv:1111.5869.
- [36] P. Bärnreuther, M. Czakon, and A. Mitov, “Percent level precision physics at the Tevatron: First genuine NNLO QCD corrections to  $q\bar{q} \rightarrow t\bar{t} X$ ”, *Phys. Rev. Lett.* **109** (2012) 132001, doi:10.1103/PhysRevLett.109.132001, arXiv:1204.5201.
- [37] M. Czakon and A. Mitov, “NNLO corrections to top-pair production at hadron colliders: the all-fermionic scattering channels”, *JHEP* **12** (2012) 054, doi:10.1007/JHEP12(2012)054, arXiv:1207.0236.
- [38] M. Czakon and A. Mitov, “NNLO corrections to top pair production at hadron colliders: the quark-gluon reaction”, *JHEP* **01** (2013) 080, doi:10.1007/JHEP01(2013)080, arXiv:1210.6832.
- [39] M. Czakon, P. Fiedler, and A. Mitov, “Total top-quark pair-production cross section at hadron colliders through  $O(\frac{4}{s})$ ”, *Phys. Rev. Lett.* **110** (2013) 252004, doi:10.1103/PhysRevLett.110.252004, arXiv:1303.6254.
- [40] R. Gavin, Y. Li, F. Petriello, and S. Quackenbush, “W physics at the LHC with FEWZ 2.1”, *Comput. Phys. Commun.* **184** (2013) 208, doi:10.1016/j.cpc.2012.09.005, arXiv:1201.5896.
- [41] R. Gavin, Y. Li, F. Petriello, and S. Quackenbush, “FEWZ 2.0: A code for hadronic Z production at next-to-next-to-leading order”, *Comput. Phys. Commun.* **182** (2011) 2388, doi:10.1016/j.cpc.2011.06.008, arXiv:1011.3540.
- [42] J. M. Lindert et al., “Precise predictions for  $V$ +jets dark matter backgrounds”, *Eur. Phys. J. C* **77** (2017) 829, doi:10.1140/epjc/s10052-017-5389-1, arXiv:1705.04664.

- [43] S. Bolognesi et al., “On the spin and parity of a single-produced resonance at the LHC”, *Phys. Rev. D* **86** (2012) 095031, doi:10.1103/PhysRevD.86.095031, arXiv:1208.4018.
- [44] A. Oliveira, “Gravity particles from warped extra dimensions, predictions for LHC”, 2014. arXiv:1404.0102.
- [45] CMS Collaboration, “Particle-flow reconstruction and global event description with the CMS detector”, *JINST* **12** (2017) P10003, doi:10.1088/1748-0221/12/10/P10003, arXiv:1706.04965.
- [46] M. Cacciari, G. P. Salam, and G. Soyez, “The anti- $k_T$  jet clustering algorithm”, *JHEP* **04** (2008) 063, doi:10.1088/1126-6708/2008/04/063, arXiv:0802.1189.
- [47] M. Cacciari, G. P. Salam, and G. Soyez, “FastJet user manual”, *Eur. Phys. J. C* **72** (2012) 1896, doi:10.1140/epjc/s10052-012-1896-2, arXiv:1111.6097.
- [48] CMS Collaboration, “Performance of electron reconstruction and selection with the CMS detector in proton-proton collisions at  $\sqrt{s} = 8$  TeV”, *JINST* **10** (2015) P06005, doi:10.1088/1748-0221/10/06/P06005, arXiv:1502.02701.
- [49] CMS Collaboration, “Performance of the CMS muon detector and muon reconstruction with proton-proton collisions at  $\sqrt{s} = 13$  TeV”, *JINST* **13** (2018) P06015, doi:10.1088/1748-0221/13/06/P06015, arXiv:1804.04528.
- [50] K. Rehermann and B. Tweedie, “Efficient identification of boosted semileptonic top quarks at the LHC”, *JHEP* **03** (2011) 059, doi:10.1007/JHEP03(2011)059, arXiv:1007.2221.
- [51] CMS Collaboration, “Performance of photon reconstruction and identification with the CMS detector in proton-proton collisions at  $\sqrt{s} = 8$  TeV”, *JINST* **10** (2015) P08010, doi:10.1088/1748-0221/10/08/P08010, arXiv:1502.02702.
- [52] CMS Collaboration, “Jet energy scale and resolution in the CMS experiment in pp collisions at 8 TeV”, *JINST* **12** (2017) P02014, doi:10.1088/1748-0221/12/02/P02014, arXiv:1607.03663.
- [53] D. Bertolini, P. Harris, M. Low, and N. Tran, “Pileup per particle identification”, *JHEP* **10** (2014) 059, doi:10.1007/JHEP10(2014)059, arXiv:1407.6013.
- [54] CMS Collaboration, “Pileup mitigation at CMS in 13 TeV data”, *JINST* **15** (2020) P09018, doi:10.1088/1748-0221/15/09/p09018, arXiv:2003.00503.
- [55] CMS Collaboration, “Jet performance in pp collisions at  $\sqrt{s} = 7$  TeV”, CMS Physics Analysis Summary CMS-PAS-JME-10-003, 2010.
- [56] CMS Collaboration, “Jet algorithms performance in 13 TeV data”, CMS Physics Analysis Summary CMS-PAS-JME-16-003, 2017.
- [57] M. Dasgupta, A. Fregoso, S. Marzani, and G. P. Salam, “Towards an understanding of jet substructure”, *JHEP* **09** (2013) 029, doi:10.1007/JHEP09(2013)029, arXiv:1307.0007.
- [58] A. J. Larkoski, S. Marzani, G. Soyez, and J. Thaler, “Soft drop”, *JHEP* **05** (2014) 146, doi:10.1007/JHEP05(2014)146, arXiv:1402.2657.



- [59] CMS Collaboration, “Identification of heavy, energetic, hadronically decaying particles using machine-learning techniques”, *JINST* **15** (Jun, 2020) P06005, doi:10.1088/1748-0221/15/06/p06005, arXiv:2004.08262.
- [60] J. Thaler and K. Van Tilburg, “Identifying boosted objects with N-subjettiness”, *JHEP* **03** (2011) 015, doi:10.1007/JHEP03(2011)015, arXiv:1011.2268.
- [61] CMS Collaboration, “Identification of heavy-flavour jets with the CMS detector in pp collisions at 13 TeV”, *JINST* **13** (2018) P05011, doi:10.1088/1748-0221/13/05/P05011, arXiv:1712.07158.
- [62] CMS Collaboration, “Performance of missing transverse momentum reconstruction in proton-proton collisions at  $\sqrt{s} = 13$  TeV using the CMS detector”, *JINST* **14** (2019) P07004, doi:10.1088/1748-0221/14/07/P07004, arXiv:1903.06078.
- [63] CMS Collaboration, “Precision luminosity measurement in proton-proton collisions at  $\sqrt{s} = 13$  TeV in 2015 and 2016 at CMS”, 2021. arXiv:2104.01927. Accepted by *Eur. Phys. J. C*.
- [64] CMS Collaboration, “CMS luminosity measurement for the 2017 data-taking period at  $\sqrt{s} = 13$  TeV”, cms physics analysis summary, 2018.
- [65] CMS Collaboration, “CMS luminosity measurement for the 2018 data-taking period at  $\sqrt{s} = 13$  TeV”, cms physics analysis summary, 2019.
- [66] P. Vischia, “Reporting results in high energy physics publications: A manifesto”, *Rev. Phys.* **5** (2020) 100046, doi:10.1016/j.revip.2020.100046, arXiv:1904.11718.
- [67] A. L. Read, “Presentation of search results: the  $CL_s$  technique”, *J. Phys. G* **28** (2002) 2693, doi:10.1088/0954-3899/28/10/313.
- [68] G. Cowan, K. Cranmer, E. Gross, and O. Vitells, “Asymptotic formulae for likelihood-based tests of new physics”, *Eur. Phys. J. C* **71** (2011) 1554, doi:10.1140/epjc/s10052-011-1554-0, arXiv:1007.1727. [Erratum: doi:10.1140/epjc/s10052-013-2501-z].



## A The CMS Collaboration

### Yerevan Physics Institute, Yerevan, Armenia

A. Tumasyan

### Institut für Hochenergiephysik, Vienna, Austria

W. Adam, J.W. Andrejkovic, T. Bergauer, S. Chatterjee, M. Dragicevic, A. Escalante Del Valle, R. Frühwirth<sup>1</sup>, M. Jeitler<sup>1</sup>, N. Krammer, L. Lechner, D. Liko, I. Mikulec, P. Paulitsch, F.M. Pitters, J. Schieck<sup>1</sup>, R. Schöfbeck, M. Spanring, S. Templ, W. Waltenberger, C.-E. Wulz<sup>1</sup>

### Institute for Nuclear Problems, Minsk, Belarus

V. Chekhovsky, A. Litomin, V. Makarenko

### Universiteit Antwerpen, Antwerpen, Belgium

M.R. Darwish<sup>2</sup>, E.A. De Wolf, X. Janssen, T. Kello<sup>3</sup>, A. Lelek, H. Rejeb Sfar, P. Van Mechelen, S. Van Putte, N. Van Remortel

### Vrije Universiteit Brussel, Brussel, Belgium

F. Blekman, E.S. Bols, J. D'Hondt, J. De Clercq, M. Delcourt, H. El Faham, S. Lowette, S. Moortgat, A. Morton, D. Müller, A.R. Sahasransu, S. Tavernier, W. Van Doninck, P. Van Mulders

### Université Libre de Bruxelles, Bruxelles, Belgium

D. Beghin, B. Bilin, B. Clerboux, G. De Lentdecker, L. Favart, A. Grebenyuk, A.K. Kalsi, K. Lee, M. Mahdavihorrami, I. Makarenko, L. Moureaux, L. Pétré, A. Popov, N. Postiau, E. Starling, L. Thomas, M. Vanden Bemden, C. Vander Velde, P. Vanlaer, D. Vannerom, L. Wezenbeek

### Ghent University, Ghent, Belgium

T. Cornelis, D. Dobur, J. Knolle, L. Lambrecht, G. Mestdach, M. Niedziela, C. Roskas, A. Samalan, K. Skovpen, M. Tytgat, W. Verbeke, B. Vermassen, M. Vit

### Université Catholique de Louvain, Louvain-la-Neuve, Belgium

A. Bethani, G. Bruno, F. Bury, C. Caputo, P. David, C. Delaere, I.S. Donertas, A. Giammanco, K. Jaffel, Sa. Jain, V. Lemaître, K. Mondal, J. Prisciandaro, A. Taliercio, M. Teklishyn, T.T. Tran, P. Vischia, S. Wertz

### Centro Brasileiro de Pesquisas Físicas, Rio de Janeiro, Brazil

G.A. Alves, C. Hensel, A. Moraes

### Universidade do Estado do Rio de Janeiro, Rio de Janeiro, Brazil

W.L. Aldá Júnior, M. Alves Gallo Pereira, M. Barroso Ferreira Filho, H. BRANDAO MALBOUISSON, W. Carvalho, J. Chinellato<sup>4</sup>, E.M. Da Costa, G.G. Da Silveira<sup>5</sup>, D. De Jesus Damiao, S. Fonseca De Souza, D. Matos Figueiredo, C. Mora Herrera, K. Mota Amarilo, L. Mundim, H. Nogima, P. Rebello Teles, A. Santoro, S.M. Silva Do Amaral, A. Sznajder, M. Thiel, F. Torres Da Silva De Araujo, A. Vilela Pereira

### Universidade Estadual Paulista <sup>a</sup>, Universidade Federal do ABC <sup>b</sup>, São Paulo, Brazil

C.A. Bernardes<sup>a,a,5</sup>, L. Calligaris<sup>a</sup>, T.R. Fernandez Perez Tomei<sup>a</sup>, E.M. Gregores<sup>a,b</sup>, D.S. Lemos<sup>a</sup>, P.G. Mercadante<sup>a,b</sup>, S.F. Novaes<sup>a</sup>, Sandra S. Padula<sup>a</sup>

### Institute for Nuclear Research and Nuclear Energy, Bulgarian Academy of Sciences, Sofia, Bulgaria

A. Aleksandrov, G. Antchev, R. Hadjiiska, P. Iaydjiev, M. Misheva, M. Rodozov, M. Shopova, G. Sultanov

**University of Sofia, Sofia, Bulgaria**

A. Dimitrov, T. Ivanov, L. Litov, B. Pavlov, P. Petkov, A. Petrov

**Beihang University, Beijing, China**

T. Cheng, Q. Guo, T. Javaid<sup>6</sup>, M. Mittal, H. Wang, L. Yuan

**Department of Physics, Tsinghua University**

M. Ahmad, G. Bauer, C. Dozen<sup>7</sup>, Z. Hu, J. Martins<sup>8</sup>, Y. Wang, K. Yi<sup>9,10</sup>

**Institute of High Energy Physics, Beijing, China**

E. Chapon, G.M. Chen<sup>6</sup>, H.S. Chen<sup>6</sup>, M. Chen, F. Iemmi, A. Kapoor, D. Leggat, H. Liao, Z.-A. LIU<sup>6</sup>, V. Milosevic, F. Monti, R. Sharma, J. Tao, J. Thomas-wilsker, J. Wang, H. Zhang, S. Zhang<sup>6</sup>, J. Zhao

**State Key Laboratory of Nuclear Physics and Technology, Peking University, Beijing, China**

A. Agapitos, Y. An, Y. Ban, C. Chen, A. Levin, Q. Li, X. Lyu, Y. Mao, S.J. Qian, D. Wang, Q. Wang, J. Xiao

**Sun Yat-Sen University, Guangzhou, China**

M. Lu, Z. You

**Institute of Modern Physics and Key Laboratory of Nuclear Physics and Ion-beam Application (MOE) - Fudan University, Shanghai, China**

X. Gao<sup>3</sup>, H. Okawa

**Zhejiang University, Hangzhou, China**

Z. Lin, M. Xiao

**Universidad de Los Andes, Bogota, Colombia**

C. Avila, A. Cabrera, C. Florez, J. Fraga, A. Sarkar, M.A. Segura Delgado

**Universidad de Antioquia, Medellin, Colombia**

J. Mejia Guisao, F. Ramirez, J.D. Ruiz Alvarez, C.A. Salazar González

**University of Split, Faculty of Electrical Engineering, Mechanical Engineering and Naval Architecture, Split, Croatia**

D. Giljanovic, N. Godinovic, D. Lelas, I. Puljak

**University of Split, Faculty of Science, Split, Croatia**

Z. Antunovic, M. Kovac, T. Sculac

**Institute Rudjer Boskovic, Zagreb, Croatia**

V. Brigljevic, D. Ferencek, D. Majumder, M. Roguljic, A. Starodumov<sup>11</sup>, T. Susa

**University of Cyprus, Nicosia, Cyprus**

A. Attikis, K. Christoforou, E. Erodotou, A. Ioannou, G. Kole, M. Kolosova, S. Konstantinou, J. Mousa, C. Nicolaou, F. Ptochos, P.A. Razis, H. Rykaczewski, H. Saka

**Charles University, Prague, Czech Republic**

M. Finger<sup>12</sup>, M. Finger Jr.<sup>12</sup>, A. Kveton

**Escuela Politecnica Nacional, Quito, Ecuador**

E. Ayala

**Universidad San Francisco de Quito, Quito, Ecuador**

E. Carrera Jarrin

**Academy of Scientific Research and Technology of the Arab Republic of Egypt, Egyptian Network of High Energy Physics, Cairo, Egypt**

H. Abdalla<sup>13</sup>, A. Ellithi Kamel<sup>13</sup>

**Center for High Energy Physics (CHEP-FU), Fayoum University, El-Fayoum, Egypt**

M.A. Mahmoud, Y. Mohammed

**National Institute of Chemical Physics and Biophysics, Tallinn, Estonia**

S. Bhowmik, R.K. Dewanjee, K. Ehataht, M. Kadastik, S. Nandan, C. Nielsen, J. Pata, M. Raidal, L. Tani, C. Veelken

**Department of Physics, University of Helsinki, Helsinki, Finland**

P. Eerola, L. Forthomme, H. Kirschenmann, K. Osterberg, M. Voutilainen

**Helsinki Institute of Physics, Helsinki, Finland**

S. Bharthuar, E. Brücken, F. Garcia, J. Havukainen, M.S. Kim, R. Kinnunen, T. Lampén, K. Lassila-Perini, S. Lehti, T. Lindén, M. Lotti, L. Martikainen, M. Myllymäki, J. Ott, H. Siikonen, E. Tuominen, J. Tuominiemi

**Lappeenranta University of Technology, Lappeenranta, Finland**

P. Luukka, H. Petrow, T. Tuuva

**IRFU, CEA, Université Paris-Saclay, Gif-sur-Yvette, France**

C. Amendola, M. Besancon, F. Couderc, M. Dejardin, D. Denegri, J.L. Faure, F. Ferri, S. Ganjour, A. Givernaud, P. Gras, G. Hamel de Monchenault, P. Jarry, B. Lenzi, E. Locci, J. Malcles, J. Rander, A. Rosowsky, M.Ö. Sahin, A. Savoy-Navarro<sup>14</sup>, M. Titov, G.B. Yu

**Laboratoire Leprince-Ringuet, CNRS/IN2P3, Ecole Polytechnique, Institut Polytechnique de Paris, Palaiseau, France**

S. Ahuja, F. Beaudette, M. Bonanomi, A. Buchot Perraguin, P. Busson, A. Cappati, C. Charlot, O. Davignon, B. Diab, G. Falmagne, S. Ghosh, R. Granier de Cassagnac, A. Hakimi, I. Kucher, J. Motta, M. Nguyen, C. Ochando, P. Paganini, J. Rembser, R. Salerno, J.B. Sauvan, Y. Sirois, A. Tarabini, A. Zabi, A. Zghiche

**Université de Strasbourg, CNRS, IPHC UMR 7178, Strasbourg, France**

J.-L. Agram<sup>15</sup>, J. Andrea, D. Apparou, D. Bloch, G. Bourgatte, J.-M. Brom, E.C. Chabert, C. Collard, D. Darej, J.-C. Fontaine<sup>15</sup>, U. Goerlach, C. Grimault, A.-C. Le Bihan, E. Nibigira, P. Van Hove

**Institut de Physique des 2 Infinis de Lyon (IP2I), Villeurbanne, France**

E. Asilar, S. Beauceron, C. Bernet, G. Boudoul, C. Camen, A. Carle, N. Chanon, D. Contardo, P. Depasse, H. El Mamouni, J. Fay, S. Gascon, M. Guzevitch, B. Ille, I.B. Laktineh, H. Lattaud, A. Lesauvage, M. Lethuillier, L. Mirabito, S. Perries, K. Shchablo, V. Sordini, L. Torterotot, G. Touquet, M. Vander Donckt, S. Viret

**Georgian Technical University, Tbilisi, Georgia**

G. Adamov, I. Lomidze, Z. Tsamalaidze<sup>12</sup>

**RWTH Aachen University, I. Physikalisches Institut, Aachen, Germany**

L. Feld, K. Klein, M. Lipinski, D. Meuser, A. Pauls, M.P. Rauch, N. Röwert, J. Schulz, M. Teroerde

**RWTH Aachen University, III. Physikalisches Institut A, Aachen, Germany**

A. Dodonova, D. Eliseev, M. Erdmann, P. Fackeldey, B. Fischer, S. Ghosh, T. Hebbeker, K. Hoepfner, F. Ivone, H. Keller, L. Mastrolorenzo, M. Merschmeyer, A. Meyer, G. Mocellin,

S. Mondal, S. Mukherjee, D. Noll, A. Novak, T. Pook, A. Pozdnyakov, Y. Rath, H. Reithler, J. Roemer, A. Schmidt, S.C. Schuler, A. Sharma, L. Vigilante, S. Wiedenbeck, S. Zaleski

**RWTH Aachen University, III. Physikalisches Institut B, Aachen, Germany**

C. Dziwok, G. Flügge, W. Haj Ahmad<sup>16</sup>, O. Hlushchenko, T. Kress, A. Nowack, C. Pistone, O. Pooth, D. Roy, H. Sert, A. Stahl<sup>17</sup>, T. Ziemons

**Deutsches Elektronen-Synchrotron, Hamburg, Germany**

H. Aarup Petersen, M. Aldaya Martin, P. Asmuss, I. Babounikau, S. Baxter, O. Behnke, A. Bermúdez Martínez, S. Bhattacharya, A.A. Bin Anuar, K. Borras<sup>18</sup>, V. Botta, D. Brunner, A. Campbell, A. Cardini, C. Cheng, F. Colombina, S. Consuegra Rodríguez, G. Correia Silva, V. Danilov, L. Didukh, G. Eckerlin, D. Eckstein, L.I. Estevez Banos, O. Filatov, E. Gallo<sup>19</sup>, A. Geiser, A. Giraldi, A. Grohsjean, M. Guthoff, A. Jafari<sup>20</sup>, N.Z. Jomhari, H. Jung, A. Kasem<sup>18</sup>, M. Kasemann, H. Kaveh, C. Kleinwort, D. Krücker, W. Lange, J. Lidrych, K. Lipka, W. Lohmann<sup>21</sup>, R. Mankel, I.-A. Melzer-Pellmann, M. Mendizabal Morentin, J. Metwally, A.B. Meyer, M. Meyer, J. Mnich, A. Mussgiller, Y. Otariid, D. Pérez Adán, D. Pitzl, A. Raspereza, B. Ribeiro Lopes, J. Rübenach, A. Saggio, A. Saibel, M. Savitskyi, M. Scham, V. Scheurer, P. Schütze, C. Schwanenberger<sup>19</sup>, A. Singh, R.E. Sosa Ricardo, D. Stafford, N. Tonon, O. Turkot, M. Van De Klundert, R. Walsh, D. Walter, Y. Wen, K. Wichmann, L. Wiens, C. Wissing, S. Wuchterl

**University of Hamburg, Hamburg, Germany**

R. Aggleton, S. Albrecht, S. Bein, L. Benato, A. Benecke, P. Connor, K. De Leo, M. Eich, F. Feindt, A. Fröhlich, C. Garbers, E. Garutti, P. Gunnellini, J. Haller, A. Hinzmann, G. Kasieczka, R. Klanner, R. Kogler, T. Kramer, V. Kutzner, J. Lange, T. Lange, A. Lobanov, A. Malara, A. Nigamova, K.J. Pena Rodriguez, O. Rieger, P. Schleper, M. Schröder, J. Schwandt, D. Schwarz, J. Sonneveld, H. Stadie, G. Steinbrück, A. Tews, B. Vormwald, I. Zoi

**Karlsruher Institut fuer Technologie, Karlsruhe, Germany**

J. Bechtel, T. Berger, E. Butz, R. Caspart, T. Chwalek, W. De Boer<sup>†</sup>, A. Dierlamm, A. Droll, K. El Morabit, N. Faltermann, M. Giffels, J.o. Gosewisch, A. Gottmann, F. Hartmann<sup>17</sup>, C. Heidecker, U. Husemann, I. Katkov<sup>22</sup>, P. Keicher, R. Koppenhöfer, S. Maier, M. Metzler, S. Mitra, Th. Müller, M. Neukum, A. Nürnberg, G. Quast, K. Rabbertz, J. Rauser, D. Savoii, M. Schnepf, D. Seith, I. Shvetsov, H.J. Simonis, R. Ulrich, J. Van Der Linden, R.F. Von Cube, M. Wassmer, M. Weber, S. Wieland, R. Wolf, S. Wozniewski, S. Wunsch

**Institute of Nuclear and Particle Physics (INPP), NCSR Demokritos, Aghia Paraskevi, Greece**

G. Anagnostou, G. Daskalakis, T. Gerasis, A. Kyriakis, D. Loukas, A. Stakia

**National and Kapodistrian University of Athens, Athens, Greece**

M. Diamantopoulou, D. Karasavvas, G. Karathanasis, P. Kontaxakis, C.K. Koraka, A. Manousakis-katsikakis, A. Panagiotou, I. Papavergou, N. Saoulidou, K. Theofilatos, E. Tziaferi, K. Vellidis, E. Vourliotis

**National Technical University of Athens, Athens, Greece**

G. Bakas, K. Kousouris, I. Papakrivopoulos, G. Tsipolitis, A. Zacharopoulou

**University of Ioánnina, Ioánnina, Greece**

I. Evangelou, C. Foudas, P. Gianneios, P. Katsoulis, P. Kokkas, N. Manthos, I. Papadopoulos, J. Strologas

**MTA-ELTE Lendület CMS Particle and Nuclear Physics Group, Eötvös Loránd University**

---

M. Csanad, K. Farkas, M.M.A. Gadallah<sup>23</sup>, S. Lökös<sup>24</sup>, P. Major, K. Mandal, A. Mehta, G. Pasztor, A.J. Rádl, O. Surányi, G.I. Veres

**Wigner Research Centre for Physics, Budapest, Hungary**

M. Bartók<sup>25</sup>, G. Bencze, C. Hajdu, D. Horvath<sup>26</sup>, F. Sikler, V. Veszpremi, G. Vesztergombi<sup>†</sup>

**Institute of Nuclear Research ATOMKI, Debrecen, Hungary**

S. Czellar, J. Karancsi<sup>25</sup>, J. Molnar, Z. Szillasi, D. Teyssier

**Institute of Physics, University of Debrecen**

P. Raics, Z.L. Trocsanyi<sup>27</sup>, B. Ujvari

**Karoly Robert Campus, MATE Institute of Technology**

T. Csorgo<sup>28</sup>, F. Nemes<sup>28</sup>, T. Novak

**Indian Institute of Science (IISc), Bangalore, India**

J.R. Komaragiri, D. Kumar, L. Panwar, P.C. Tiwari

**National Institute of Science Education and Research, HBNI, Bhubaneswar, India**

S. Bahinipati<sup>29</sup>, C. Kar, P. Mal, T. Mishra, V.K. Muraleedharan Nair Bindhu<sup>30</sup>, A. Nayak<sup>30</sup>, P. Saha, N. Sur, S.K. Swain, D. Vats<sup>30</sup>

**Panjab University, Chandigarh, India**

S. Bansal, S.B. Beri, V. Bhatnagar, G. Chaudhary, S. Chauhan, N. Dhingra<sup>31</sup>, R. Gupta, A. Kaur, M. Kaur, S. Kaur, P. Kumari, M. Meena, K. Sandeep, J.B. Singh, A.K. Viridi

**University of Delhi, Delhi, India**

A. Ahmed, A. Bhardwaj, B.C. Choudhary, M. Gola, S. Keshri, A. Kumar, M. Naimuddin, P. Priyanka, K. Ranjan, A. Shah

**Saha Institute of Nuclear Physics, HBNI, Kolkata, India**

M. Bharti<sup>32</sup>, R. Bhattacharya, S. Bhattacharya, D. Bhowmik, S. Dutta, S. Dutta, B. Gomber<sup>33</sup>, M. Maity<sup>34</sup>, P. Palit, P.K. Rout, G. Saha, B. Sahu, S. Sarkar, M. Sharan, B. Singh<sup>32</sup>, S. Thakur<sup>32</sup>

**Indian Institute of Technology Madras, Madras, India**

P.K. Behera, S.C. Behera, P. Kalbhor, A. Muhammad, R. Pradhan, P.R. Pujahari, A. Sharma, A.K. Sikdar

**Bhabha Atomic Research Centre, Mumbai, India**

D. Dutta, V. Jha, V. Kumar, D.K. Mishra, K. Naskar<sup>35</sup>, P.K. Netrakanti, L.M. Pant, P. Shukla

**Tata Institute of Fundamental Research-A, Mumbai, India**

T. Aziz, S. Dugad, M. Kumar, U. Sarkar

**Tata Institute of Fundamental Research-B, Mumbai, India**

S. Banerjee, R. Chudasama, M. Guchait, S. Karmakar, S. Kumar, G. Majumder, K. Mazumdar, S. Mukherjee

**Indian Institute of Science Education and Research (IISER), Pune, India**

K. Alpana, S. Dube, B. Kansal, A. Laha, S. Pandey, A. Rane, A. Rastogi, S. Sharma

**Isfahan University of Technology, Isfahan, Iran**

H. Bakhshiansohi<sup>36</sup>, M. Zeinali<sup>37</sup>

**Institute for Research in Fundamental Sciences (IPM), Tehran, Iran**

S. Chenarani<sup>38</sup>, S.M. Etesami, M. Khakzad, M. Mohammadi Najafabadi

**University College Dublin, Dublin, Ireland**

M. Grunewald

**INFN Sezione di Bari <sup>a</sup>, Università di Bari <sup>b</sup>, Politecnico di Bari <sup>c</sup>, Bari, Italy**

M. Abbrescia<sup>a,b</sup>, R. Aly<sup>a,b,39</sup>, C. Aruta<sup>a,b</sup>, A. Colaleo<sup>a</sup>, D. Creanza<sup>a,c</sup>, N. De Filippis<sup>a,c</sup>, M. De Palma<sup>a,b</sup>, A. Di Florio<sup>a,b</sup>, A. Di Pilato<sup>a,b</sup>, W. Elmetenawee<sup>a,b</sup>, L. Fiore<sup>a</sup>, A. Gelmi<sup>a,b</sup>, M. Gul<sup>a</sup>, G. Iaselli<sup>a,c</sup>, M. Ince<sup>a,b</sup>, S. Lezki<sup>a,b</sup>, G. Maggi<sup>a,c</sup>, M. Maggi<sup>a</sup>, I. Margjeka<sup>a,b</sup>, V. Mastrapasqua<sup>a,b</sup>, J.A. Merlin<sup>a</sup>, S. My<sup>a,b</sup>, S. Nuzzo<sup>a,b</sup>, A. Pellecchia<sup>a,b</sup>, A. Pompili<sup>a,b</sup>, G. Pugliese<sup>a,c</sup>, A. Ranieri<sup>a</sup>, G. Selvaggi<sup>a,b</sup>, L. Silvestris<sup>a</sup>, F.M. Simone<sup>a,b</sup>, R. Venditti<sup>a</sup>, P. Verwilligen<sup>a</sup>

**INFN Sezione di Bologna <sup>a</sup>, Università di Bologna <sup>b</sup>, Bologna, Italy**

G. Abbiendi<sup>a</sup>, C. Battilana<sup>a,b</sup>, D. Bonacorsi<sup>a,b</sup>, L. Borgonovi<sup>a</sup>, L. Brigliadori<sup>a</sup>, R. Campanini<sup>a,b</sup>, P. Capiluppi<sup>a,b</sup>, A. Castro<sup>a,b</sup>, F.R. Cavallo<sup>a</sup>, M. Cuffiani<sup>a,b</sup>, G.M. Dallavalle<sup>a</sup>, T. Diotallevi<sup>a,b</sup>, F. Fabbrì<sup>a</sup>, A. Fanfani<sup>a,b</sup>, P. Giacomelli<sup>a</sup>, L. Giommi<sup>a,b</sup>, C. Grandi<sup>a</sup>, L. Guiducci<sup>a,b</sup>, S. Lo Meo<sup>a,40</sup>, L. Lunerti<sup>a,b</sup>, S. Marcellini<sup>a</sup>, G. Masetti<sup>a</sup>, F.L. Navarria<sup>a,b</sup>, A. Perrotta<sup>a</sup>, F. Primavera<sup>a,b</sup>, A.M. Rossi<sup>a,b</sup>, T. Rovelli<sup>a,b</sup>, G.P. Siroli<sup>a,b</sup>

**INFN Sezione di Catania <sup>a</sup>, Università di Catania <sup>b</sup>, Catania, Italy**

S. Albergo<sup>a,b,41</sup>, S. Costa<sup>a,b,41</sup>, A. Di Mattia<sup>a</sup>, R. Potenza<sup>a,b</sup>, A. Tricomi<sup>a,b,41</sup>, C. Tuve<sup>a,b</sup>

**INFN Sezione di Firenze <sup>a</sup>, Università di Firenze <sup>b</sup>, Firenze, Italy**

G. Barbagli<sup>a</sup>, A. Cassese<sup>a</sup>, R. Ceccarelli<sup>a,b</sup>, V. Ciulli<sup>a,b</sup>, C. Civinini<sup>a</sup>, R. D'Alessandro<sup>a,b</sup>, E. Focardi<sup>a,b</sup>, G. Latino<sup>a,b</sup>, P. Lenzi<sup>a,b</sup>, M. Lizzo<sup>a,b</sup>, M. Meschini<sup>a</sup>, S. Paoletti<sup>a</sup>, R. Seidita<sup>a,b</sup>, G. Sguazzoni<sup>a</sup>, L. Viliani<sup>a</sup>

**INFN Laboratori Nazionali di Frascati, Frascati, Italy**

L. Benussi, S. Bianco, D. Piccolo

**INFN Sezione di Genova <sup>a</sup>, Università di Genova <sup>b</sup>, Genova, Italy**

M. Bozzo<sup>a,b</sup>, F. Ferro<sup>a</sup>, R. Mulargia<sup>a,b</sup>, E. Robutti<sup>a</sup>, S. Tosi<sup>a,b</sup>

**INFN Sezione di Milano-Bicocca <sup>a</sup>, Università di Milano-Bicocca <sup>b</sup>, Milano, Italy**

A. Benaglia<sup>a</sup>, F. Brivio<sup>a,b</sup>, F. Cetorelli<sup>a,b</sup>, V. Ciriolo<sup>a,b,17</sup>, F. De Guio<sup>a,b</sup>, M.E. Dinardo<sup>a,b</sup>, P. Dini<sup>a</sup>, S. Gennai<sup>a</sup>, A. Ghezzi<sup>a,b</sup>, P. Govoni<sup>a,b</sup>, L. Guzzi<sup>a,b</sup>, M. Malberti<sup>a</sup>, S. Malvezzi<sup>a</sup>, A. Massironi<sup>a</sup>, D. Menasce<sup>a</sup>, L. Moroni<sup>a</sup>, M. Paganoni<sup>a,b</sup>, D. Pedrini<sup>a</sup>, S. Ragazzi<sup>a,b</sup>, N. Redaelli<sup>a</sup>, T. Tabarelli de Fatis<sup>a,b</sup>, D. Valsecchi<sup>a,b,17</sup>, D. Zuolo<sup>a,b</sup>

**INFN Sezione di Napoli <sup>a</sup>, Università di Napoli 'Federico II' <sup>b</sup>, Napoli, Italy, Università della Basilicata <sup>c</sup>, Potenza, Italy, Università G. Marconi <sup>d</sup>, Roma, Italy**

S. Buontempo<sup>a</sup>, F. Carnevali<sup>a,b</sup>, N. Cavallo<sup>a,c</sup>, A. De Iorio<sup>a,b</sup>, F. Fabozzi<sup>a,c</sup>, A.O.M. Iorio<sup>a,b</sup>, L. Lista<sup>a,b</sup>, S. Meola<sup>a,d,17</sup>, P. Paolucci<sup>a,17</sup>, B. Rossi<sup>a</sup>, C. Sciacca<sup>a,b</sup>

**INFN Sezione di Padova <sup>a</sup>, Università di Padova <sup>b</sup>, Padova, Italy, Università di Trento <sup>c</sup>, Trento, Italy**

P. Azzi<sup>a</sup>, N. Bacchetta<sup>a</sup>, D. Bisello<sup>a,b</sup>, P. Bortignon<sup>a</sup>, A. Bragagnolo<sup>a,b</sup>, R. Carlin<sup>a,b</sup>, P. Checchia<sup>a</sup>, T. Dorigo<sup>a</sup>, U. Dosselli<sup>a</sup>, F. Gasparini<sup>a,b</sup>, U. Gasparini<sup>a,b</sup>, S.Y. Hoh<sup>a,b</sup>, L. Layer<sup>a,42</sup>, M. Margoni<sup>a,b</sup>, A.T. Meneguzzo<sup>a,b</sup>, J. Pazzini<sup>a,b</sup>, M. Presilla<sup>a,b</sup>, P. Ronchese<sup>a,b</sup>, R. Rossin<sup>a,b</sup>, F. Simonetto<sup>a,b</sup>, G. Strong<sup>a</sup>, M. Tosi<sup>a,b</sup>, H. YARAR<sup>a,b</sup>, M. Zanetti<sup>a,b</sup>, P. Zotto<sup>a,b</sup>, A. Zucchetta<sup>a,b</sup>, G. Zumerle<sup>a,b</sup>

**INFN Sezione di Pavia <sup>a</sup>, Università di Pavia <sup>b</sup>**

C. Aime<sup>a,b</sup>, A. Braghieri<sup>a</sup>, S. Calzaferri<sup>a,b</sup>, D. Fiorina<sup>a,b</sup>, P. Montagna<sup>a,b</sup>, S.P. Ratti<sup>a,b</sup>, V. Re<sup>a</sup>, C. Riccardi<sup>a,b</sup>, P. Salvini<sup>a</sup>, I. Vai<sup>a</sup>, P. Vitulo<sup>a,b</sup>

**INFN Sezione di Perugia <sup>a</sup>, Università di Perugia <sup>b</sup>, Perugia, Italy**

P. Asenov<sup>a,43</sup>, G.M. Bilei<sup>a</sup>, D. Ciangottini<sup>a,b</sup>, L. Fanò<sup>a,b</sup>, P. Lariccia<sup>a,b</sup>, M. Magherini<sup>b</sup>, G. Mantovani<sup>a,b</sup>, V. Mariani<sup>a,b</sup>, M. Menichelli<sup>a</sup>, F. Moscatelli<sup>a,43</sup>, A. Piccinelli<sup>a,b</sup>, A. Rossi<sup>a,b</sup>, A. Santocchia<sup>a,b</sup>, D. Spiga<sup>a</sup>, T. Tedeschi<sup>a,b</sup>

**INFN Sezione di Pisa <sup>a</sup>, Università di Pisa <sup>b</sup>, Scuola Normale Superiore di Pisa <sup>c</sup>, Pisa Italy, Università di Siena <sup>d</sup>, Siena, Italy**

P. Azzurri<sup>a</sup>, G. Bagliesi<sup>a</sup>, V. Bertacchi<sup>a,c</sup>, L. Bianchini<sup>a</sup>, T. Boccali<sup>a</sup>, E. Bossini<sup>a,b</sup>, R. Castaldi<sup>a</sup>, M.A. Ciocci<sup>a,b</sup>, V. D'Amante<sup>a,d</sup>, R. Dell'Orso<sup>a</sup>, M.R. Di Domenico<sup>a,d</sup>, S. Donato<sup>a</sup>, A. Giassi<sup>a</sup>, F. Ligabue<sup>a,c</sup>, E. Manca<sup>a,c</sup>, G. Mandorli<sup>a,c</sup>, A. Messineo<sup>a,b</sup>, F. Palla<sup>a</sup>, S. Parolia<sup>a,b</sup>, G. Ramirez-Sanchez<sup>a,c</sup>, A. Rizzi<sup>a,b</sup>, G. Rolandi<sup>a,c</sup>, S. Roy Chowdhury<sup>a,c</sup>, A. Scribano<sup>a</sup>, N. Shafiei<sup>a,b</sup>, P. Spagnolo<sup>a</sup>, R. Tenchini<sup>a</sup>, G. Tonelli<sup>a,b</sup>, N. Turini<sup>a,d</sup>, A. Venturi<sup>a</sup>, P.G. Verdini<sup>a</sup>

**INFN Sezione di Roma <sup>a</sup>, Sapienza Università di Roma <sup>b</sup>, Rome, Italy**

M. Campana<sup>a,b</sup>, F. Cavallari<sup>a</sup>, D. Del Re<sup>a,b</sup>, E. Di Marco<sup>a</sup>, M. Diemoz<sup>a</sup>, E. Longo<sup>a,b</sup>, P. Meridiani<sup>a</sup>, G. Organtini<sup>a,b</sup>, F. Pandolfi<sup>a</sup>, R. Paramatti<sup>a,b</sup>, C. Quaranta<sup>a,b</sup>, S. Rahatlou<sup>a,b</sup>, C. Rovelli<sup>a</sup>, F. Santanastasio<sup>a,b</sup>, L. Soffi<sup>a</sup>, R. Tramontano<sup>a,b</sup>

**INFN Sezione di Torino <sup>a</sup>, Università di Torino <sup>b</sup>, Torino, Italy, Università del Piemonte Orientale <sup>c</sup>, Novara, Italy**

N. Amapane<sup>a,b</sup>, R. Arcidiacono<sup>a,c</sup>, S. Argiro<sup>a,b</sup>, M. Arneodo<sup>a,c</sup>, N. Bartosik<sup>a</sup>, R. Bellan<sup>a,b</sup>, A. Bellora<sup>a,b</sup>, J. Berenguer Antequera<sup>a,b</sup>, C. Biino<sup>a</sup>, N. Cartiglia<sup>a</sup>, S. Cometti<sup>a</sup>, M. Costa<sup>a,b</sup>, R. Covarelli<sup>a,b</sup>, N. Demaria<sup>a</sup>, B. Kiani<sup>a,b</sup>, F. Legger<sup>a</sup>, C. Mariotti<sup>a</sup>, S. Maselli<sup>a</sup>, E. Migliore<sup>a,b</sup>, E. Monteil<sup>a,b</sup>, M. Monteno<sup>a</sup>, M.M. Obertino<sup>a,b</sup>, G. Ortona<sup>a</sup>, L. Pacher<sup>a,b</sup>, N. Pastrone<sup>a</sup>, M. Pelliccioni<sup>a</sup>, G.L. Pinna Angioni<sup>a,b</sup>, M. Ruspa<sup>a,c</sup>, K. Shchelina<sup>a,b</sup>, F. Siviero<sup>a,b</sup>, V. Sola<sup>a</sup>, A. Solano<sup>a,b</sup>, D. Soldi<sup>a,b</sup>, A. Staiano<sup>a</sup>, M. Tornago<sup>a,b</sup>, D. Trocino<sup>a,b</sup>, A. Vagnerini

**INFN Sezione di Trieste <sup>a</sup>, Università di Trieste <sup>b</sup>, Trieste, Italy**

S. Belforte<sup>a</sup>, V. Candelise<sup>a,b</sup>, M. Casarsa<sup>a</sup>, F. Cossutti<sup>a</sup>, A. Da Rold<sup>a,b</sup>, G. Della Ricca<sup>a,b</sup>, G. Sorrentino<sup>a,b</sup>, F. Vazzoler<sup>a,b</sup>

**Kyungpook National University, Daegu, Korea**

S. Dogra, C. Huh, B. Kim, D.H. Kim, G.N. Kim, J. Kim, J. Lee, S.W. Lee, C.S. Moon, Y.D. Oh, S.I. Pak, B.C. Radburn-Smith, S. Sekmen, Y.C. Yang

**Chonnam National University, Institute for Universe and Elementary Particles, Kwangju, Korea**

H. Kim, D.H. Moon

**Hanyang University, Seoul, Korea**

B. Francois, T.J. Kim, J. Park

**Korea University, Seoul, Korea**

S. Cho, S. Choi, Y. Go, B. Hong, K. Lee, K.S. Lee, J. Lim, J. Park, S.K. Park, J. Yoo

**Kyung Hee University, Department of Physics, Seoul, Republic of Korea**

J. Goh, A. Gurtu

**Sejong University, Seoul, Korea**

H.S. Kim, Y. Kim

**Seoul National University, Seoul, Korea**

J. Almond, J.H. Bhyun, J. Choi, S. Jeon, J. Kim, J.S. Kim, S. Ko, H. Kwon, H. Lee, S. Lee, B.H. Oh, M. Oh, S.B. Oh, H. Seo, U.K. Yang, I. Yoon

**University of Seoul, Seoul, Korea**

W. Jang, D. Jeon, D.Y. Kang, Y. Kang, J.H. Kim, S. Kim, B. Ko, J.S.H. Lee, Y. Lee, I.C. Park, Y. Roh, M.S. Ryu, D. Song, I.J. Watson, S. Yang

**Yonsei University, Department of Physics, Seoul, Korea**

S. Ha, H.D. Yoo

**Sungkyunkwan University, Suwon, Korea**

M. Choi, Y. Jeong, H. Lee, Y. Lee, I. Yu

**College of Engineering and Technology, American University of the Middle East (AUM), Egaila, Kuwait**

T. Beyrouthy, Y. Maghrbi

**Riga Technical University**

T. Torims, V. Veckalns<sup>44</sup>

**Vilnius University, Vilnius, Lithuania**

M. Ambrozias, A. Carvalho Antunes De Oliveira, A. Juodagalvis, A. Rinkevicius, G. Tamulaitis

**National Centre for Particle Physics, Universiti Malaya, Kuala Lumpur, Malaysia**

N. Bin Norjoharuddeen, W.A.T. Wan Abdullah, M.N. Yusli, Z. Zolkapli

**Universidad de Sonora (UNISON), Hermosillo, Mexico**

J.F. Benitez, A. Castaneda Hernandez, M. León Coello, J.A. Murillo Quijada, A. Sehwawat, L. Valencia Palomo

**Centro de Investigacion y de Estudios Avanzados del IPN, Mexico City, Mexico**

G. Ayala, H. Castilla-Valdez, E. De La Cruz-Burelo, I. Heredia-De La Cruz<sup>45</sup>, R. Lopez-Fernandez, C.A. Mondragon Herrera, D.A. Perez Navarro, A. Sanchez-Hernandez

**Universidad Iberoamericana, Mexico City, Mexico**

S. Carrillo Moreno, C. Oropeza Barrera, M. Ramirez-Garcia, F. Vazquez Valencia

**Benemerita Universidad Autonoma de Puebla, Puebla, Mexico**

I. Pedraza, H.A. Salazar Ibarguen, C. Uribe Estrada

**University of Montenegro, Podgorica, Montenegro**

J. Mijuskovic<sup>46</sup>, N. Raicevic

**University of Auckland, Auckland, New Zealand**

D. Krofcheck

**University of Canterbury, Christchurch, New Zealand**

S. Bheesette, P.H. Butler

**National Centre for Physics, Quaid-I-Azam University, Islamabad, Pakistan**

A. Ahmad, M.I. Asghar, A. Awais, M.I.M. Awan, H.R. Hoorani, W.A. Khan, M.A. Shah, M. Shoaib, M. Waqas

**AGH University of Science and Technology Faculty of Computer Science, Electronics and Telecommunications, Krakow, Poland**

V. Avati, L. Grzanka, M. Malawski

**National Centre for Nuclear Research, Swierk, Poland**

H. Bialkowska, M. Bluj, B. Boimska, M. Górski, M. Kazana, M. Szleper, P. Zalewski



**Institute of Experimental Physics, Faculty of Physics, University of Warsaw, Warsaw, Poland**  
K. Bunkowski, K. Doroba, A. Kalinowski, M. Konecki, J. Krolikowski, M. Walczak

**Laboratório de Instrumentação e Física Experimental de Partículas, Lisboa, Portugal**  
M. Araujo, P. Bargassa, D. Bastos, A. Boletti, P. Faccioli, M. Gallinaro, J. Hollar, N. Leonardo, T. Niknejad, M. Pisano, J. Seixas, O. Toldaiev, J. Varela

**Joint Institute for Nuclear Research, Dubna, Russia**  
S. Afanasiev, D. Budkouski, I. Golutvin, I. Gorbunov, V. Karjavine, V. Korenkov, A. Lanev, A. Malakhov, V. Matveev<sup>47,48</sup>, V. Palichik, V. Perelygin, M. Savina, D. Seitova, V. Shalaev, S. Shmatov, S. Shulha, V. Smirnov, O. Teryaev, N. Voytishin, B.S. Yuldashev<sup>49</sup>, A. Zarubin, I. Zhizhin

**Petersburg Nuclear Physics Institute, Gatchina (St. Petersburg), Russia**  
G. Gavrillov, V. Golovtsov, Y. Ivanov, V. Kim<sup>50</sup>, E. Kuznetsova<sup>51</sup>, V. Murzin, V. Oreshkin, I. Smirnov, D. Sosnov, V. Sulimov, L. Uvarov, S. Volkov, A. Vorobyev

**Institute for Nuclear Research, Moscow, Russia**  
Yu. Andreev, A. Dermenev, S. Gninenko, N. Golubev, A. Karneyeu, D. Kirpichnikov, M. Kirsanov, N. Krasnikov, A. Pashenkov, G. Pivovarov, D. Tlisov<sup>†</sup>, A. Toropin

**Institute for Theoretical and Experimental Physics named by A.I. Alikhanov of NRC 'Kurchatov Institute', Moscow, Russia**  
V. Epshteyn, V. Gavrillov, N. Lychkovskaya, A. Nikitenko<sup>52</sup>, V. Popov, A. Spiridonov, A. Stepenov, M. Toms, E. Vlasov, A. Zhokin

**Moscow Institute of Physics and Technology, Moscow, Russia**  
T. Aushev

**National Research Nuclear University 'Moscow Engineering Physics Institute' (MEPhI), Moscow, Russia**  
O. Bychkova, M. Chadeeva<sup>53</sup>, P. Parygin, E. Popova, V. Rusinov

**P.N. Lebedev Physical Institute, Moscow, Russia**  
V. Andreev, M. Azarkin, I. Dremin, M. Kirakosyan, A. Terkulov

**Skobeltsyn Institute of Nuclear Physics, Lomonosov Moscow State University, Moscow, Russia**  
A. Belyaev, E. Boos, V. Bunichev, M. Dubinin<sup>54</sup>, L. Dudko, A. Ershov, V. Klyukhin, O. Kodolova, I. Lokhtin, S. Obraztsov, M. Perfilov, S. Petrushanko, V. Savrin

**Novosibirsk State University (NSU), Novosibirsk, Russia**  
V. Blinov<sup>55</sup>, T. Dimova<sup>55</sup>, L. Kardapoltsev<sup>55</sup>, A. Kozyrev<sup>55</sup>, I. Ovtin<sup>55</sup>, Y. Skovpen<sup>55</sup>

**Institute for High Energy Physics of National Research Centre 'Kurchatov Institute', Protvino, Russia**  
I. Azhgirey, I. Bayshev, D. Elumakhov, V. Kachanov, D. Konstantinov, P. Mandrik, V. Petrov, R. Ryutin, S. Slabospitskii, A. Sobol, S. Troshin, N. Tyurin, A. Uzunian, A. Volkov

**National Research Tomsk Polytechnic University, Tomsk, Russia**  
A. Babaev, V. Okhotnikov

**Tomsk State University, Tomsk, Russia**  
V. Borshch, V. Ivanchenko, E. Tcherniaev

**University of Belgrade: Faculty of Physics and VINCA Institute of Nuclear Sciences, Belgrade, Serbia**

P. Adzic<sup>56</sup>, M. Dordevic, P. Milenovic, J. Milosevic

**Centro de Investigaciones Energéticas Medioambientales y Tecnológicas (CIEMAT), Madrid, Spain**

M. Aguilar-Benitez, J. Alcaraz Maestre, A. Álvarez Fernández, I. Bachiller, M. Barrio Luna, Cristina F. Bedoya, C.A. Carrillo Montoya, M. Cepeda, M. Cerrada, N. Colino, B. De La Cruz, A. Delgado Peris, J.P. Fernández Ramos, J. Flix, M.C. Fouz, O. Gonzalez Lopez, S. Goy Lopez, J.M. Hernandez, M.I. Josa, J. León Holgado, D. Moran, Á. Navarro Tobar, C. Perez Dengra, A. Pérez-Calero Yzquierdo, J. Puerta Pelayo, I. Redondo, L. Romero, S. Sánchez Navas, L. Urda Gómez, C. Willmott

**Universidad Autónoma de Madrid, Madrid, Spain**

J.F. de Trocóniz, R. Reyes-Almanza

**Universidad de Oviedo, Instituto Universitario de Ciencias y Tecnologías Espaciales de Asturias (ICTEA), Oviedo, Spain**

B. Alvarez Gonzalez, J. Cuevas, C. Erice, J. Fernandez Menendez, S. Folgueras, I. Gonzalez Caballero, J.R. González Fernández, E. Palencia Cortezon, C. Ramón Álvarez, J. Ripoll Sau, V. Rodríguez Bouza, A. Trapote, N. Trevisani

**Instituto de Física de Cantabria (IFCA), CSIC-Universidad de Cantabria, Santander, Spain**

J.A. Brochero Cifuentes, I.J. Cabrillo, A. Calderon, J. Duarte Campderros, M. Fernandez, C. Fernandez Madrazo, P.J. Fernández Manteca, A. García Alonso, G. Gomez, C. Martinez Rivero, P. Martinez Ruiz del Arbol, F. Matorras, P. Matorras Cuevas, J. Piedra Gomez, C. Prieels, T. Rodrigo, A. Ruiz-Jimeno, L. Scodellaro, I. Vila, J.M. Vizan Garcia

**University of Colombo, Colombo, Sri Lanka**

MK Jayananda, B. Kailaspathy<sup>57</sup>, D.U.J. Sonnadara, DDC Wickramarathna

**University of Ruhuna, Department of Physics, Matara, Sri Lanka**

W.G.D. Dharmaratna, K. Liyanage, N. Perera, N. Wickramage

**CERN, European Organization for Nuclear Research, Geneva, Switzerland**

T.K. Aarrestad, D. Abbaneo, J. Alimena, E. Auffray, G. Auzinger, J. Baechler, P. Baillon<sup>†</sup>, D. Barney, J. Bendavid, M. Bianco, A. Bocci, T. Camporesi, M. Capeans Garrido, G. Cerminara, S.S. Chhibra, M. Cipriani, L. Cristella, D. d'Enterria, A. Dabrowski, N. Daci, A. David, A. De Roeck, M.M. Defranchis, M. Deile, M. Dobson, M. Dünser, N. Dupont, A. Elliott-Peisert, N. Emriskova, F. Fallavollita<sup>58</sup>, D. Fasanella, A. Florent, G. Franzoni, W. Funk, S. Giani, D. Gigi, K. Gill, F. Glege, L. Gouskos, M. Haranko, J. Hegeman, Y. Iiyama, V. Innocente, T. James, P. Janot, J. Kaspar, J. Kieseler, M. Komm, N. Kratochwil, C. Lange, S. Laurila, P. Lecoq, K. Long, C. Lourenço, L. Malgeri, S. Mallios, M. Mannelli, A.C. Marini, F. Meijers, S. Mersi, E. Meschi, F. Moortgat, M. Mulders, S. Orfanelli, L. Orsini, F. Pantaleo, L. Pape, E. Perez, M. Peruzzi, A. Petrilli, G. Petrucciani, A. Pfeiffer, M. Pierini, D. Piparo, M. Pitt, H. Qu, T. Quast, D. Rabady, A. Racz, G. Reales Gutiérrez, M. Rieger, M. Rovere, H. Sakulin, J. Salfeld-Nebgen, S. Scarfi, C. Schäfer, C. Schwick, M. Selvaggi, A. Sharma, P. Silva, W. Snoeys, P. Sphicas<sup>59</sup>, S. Summers, K. Tatar, V.R. Tavolaro, D. Treille, A. Tsiros, G.P. Van Onsem, M. Verzetti, J. Wanczyk<sup>60</sup>, K.A. Wozniak, W.D. Zeuner

**Paul Scherrer Institut, Villigen, Switzerland**

L. Caminada<sup>61</sup>, A. Ebrahimi, W. Erdmann, R. Horisberger, Q. Ingram, H.C. Kaestli, D. Kotlinski, U. Langenegger, M. Missiroli, T. Rohe

**ETH Zurich - Institute for Particle Physics and Astrophysics (IPA), Zurich, Switzerland**

K. Androsov<sup>60</sup>, M. Backhaus, P. Berger, A. Calandri, N. Chernyavskaya, A. De Cosa, G. Dissertori, M. Dittmar, M. Donegà, C. Dorfer, F. Eble, K. Gedia, F. Glessgen, T.A. Gómez Espinosa, C. Grab, D. Hits, W. Lusterhmann, A.-M. Lyon, R.A. Manzoni, C. Martin Perez, M.T. Meinhard, F. Nessi-Tedaldi, J. Niedziela, F. Pauss, V. Perovic, S. Pigazzini, M.G. Ratti, M. Reichmann, C. Reissel, T. Reitenspiess, B. Ristic, D. Ruini, D.A. Sanz Becerra, M. Schönenberger, V. Stampf, J. Steggemann<sup>60</sup>, R. Wallny, D.H. Zhu

**Universität Zürich, Zurich, Switzerland**

C. Amsler<sup>62</sup>, P. Bäertschi, C. Botta, D. Brzhechko, M.F. Canelli, K. Cormier, A. De Wit, R. Del Burgo, J.K. Heikkilä, M. Huwiler, W. Jin, A. Jofrehei, B. Kilminster, S. Leontsinis, S.P. Liechti, A. Macchiolo, P. Meiring, V.M. Mikuni, U. Molinatti, I. Neutelings, A. Reimers, P. Robmann, S. Sanchez Cruz, K. Schweiger, Y. Takahashi

**National Central University, Chung-Li, Taiwan**

C. Adloff<sup>63</sup>, C.M. Kuo, W. Lin, A. Roy, T. Sarkar<sup>34</sup>, S.S. Yu

**National Taiwan University (NTU), Taipei, Taiwan**

L. Ceard, Y. Chao, K.F. Chen, P.H. Chen, W.-S. Hou, Y.y. Li, R.-S. Lu, E. Paganis, A. Psallidas, A. Steen, H.y. Wu, E. Yazgan, P.r. Yu

**Chulalongkorn University, Faculty of Science, Department of Physics, Bangkok, Thailand**

B. Asavapibhop, C. Asawatangtrakuldee, N. Srimanobhas

**Çukurova University, Physics Department, Science and Art Faculty, Adana, Turkey**

F. Boran, S. Damarseckin<sup>64</sup>, Z.S. Demiroglu, F. Dolek, I. Dumanoglu<sup>65</sup>, E. Eskut, Y. Guler, E. Gurpinar Guler<sup>66</sup>, I. Hos<sup>67</sup>, C. Isik, O. Kara, A. Kayis Topaksu, U. Kiminsu, G. Onengut, K. Ozdemir<sup>68</sup>, A. Polatoz, A.E. Simsek, B. Tali<sup>69</sup>, U.G. Tok, S. Turkcapar, I.S. Zorbakir, C. Zorbilmez

**Middle East Technical University, Physics Department, Ankara, Turkey**

B. Isildak<sup>70</sup>, G. Karapinar<sup>71</sup>, K. Ocalan<sup>72</sup>, M. Yalvac<sup>73</sup>

**Bogazici University, Istanbul, Turkey**

B. Akgun, I.O. Atakisi, E. Gülmez, M. Kaya<sup>74</sup>, O. Kaya<sup>75</sup>, Ö. Özçelik, S. Tekten<sup>76</sup>, E.A. Yetkin<sup>77</sup>

**Istanbul Technical University, Istanbul, Turkey**

A. Cakir, K. Cankocak<sup>65</sup>, Y. Komurcu, S. Sen<sup>78</sup>

**Istanbul University, Istanbul, Turkey**

S. Cerci<sup>69</sup>, B. Kaynak, S. Ozkorucuklu, D. Sunar Cerci<sup>69</sup>

**Institute for Scintillation Materials of National Academy of Science of Ukraine, Kharkov, Ukraine**

B. Grynyov

**National Scientific Center, Kharkov Institute of Physics and Technology, Kharkov, Ukraine**

L. Levchuk

**University of Bristol, Bristol, United Kingdom**

D. Anthony, E. Bhal, S. Bologna, J.J. Brooke, A. Bundock, E. Clement, D. Cussans, H. Flacher, J. Goldstein, G.P. Heath, H.F. Heath, M.I. Holmberg<sup>79</sup>, L. Kreczko, B. Krikler, S. Paramesvaran, S. Seif El Nasr-Storey, V.J. Smith, N. Stylianou<sup>80</sup>, K. Walkingshaw Pass, R. White

**Rutherford Appleton Laboratory, Didcot, United Kingdom**

K.W. Bell, A. Belyaev<sup>81</sup>, C. Brew, R.M. Brown, D.J.A. Cockerill, C. Cooke, K.V. Ellis, K. Harder,

S. Harper, J. Linacre, K. Manolopoulos, D.M. Newbold, E. Olaiya, D. Petyt, T. Reis, T. Schuh, C.H. Shepherd-Themistocleous, I.R. Tomalin, T. Williams

**Imperial College, London, United Kingdom**

R. Bainbridge, P. Bloch, S. Bonomally, J. Borg, S. Breeze, O. Buchmuller, V. Cepaitis, G.S. Chahal<sup>82</sup>, D. Colling, P. Dauncey, G. Davies, M. Della Negra, S. Fayer, G. Fedi, G. Hall, M.H. Hassanshahi, G. Iles, J. Langford, L. Lyons, A.-M. Magnan, S. Malik, A. Martelli, D.G. Monk, J. Nash<sup>83</sup>, M. Pesaresi, D.M. Raymond, A. Richards, A. Rose, E. Scott, C. Seez, A. Shtipliyski, A. Tapper, K. Uchida, T. Virdee<sup>17</sup>, M. Vojinovic, N. Wardle, S.N. Webb, D. Winterbottom, A.G. Zecchinelli

**Brunel University, Uxbridge, United Kingdom**

K. Coldham, J.E. Cole, A. Khan, P. Kyberd, I.D. Reid, L. Teodorescu, S. Zahid

**Baylor University, Waco, USA**

S. Abdullin, A. Brinkerhoff, B. Caraway, J. Dittmann, K. Hatakeyama, A.R. Kanuganti, B. McMaster, N. Pastika, M. Saunders, S. Sawant, C. Sutantawibul, J. Wilson

**Catholic University of America, Washington, DC, USA**

R. Bartek, A. Dominguez, R. Uniyal, A.M. Vargas Hernandez

**The University of Alabama, Tuscaloosa, USA**

A. Buccilli, S.I. Cooper, D. Di Croce, S.V. Gleyzer, C. Henderson, C.U. Perez, P. Rumerio<sup>84</sup>, C. West

**Boston University, Boston, USA**

A. Akpınar, A. Albert, D. Arcaro, C. Cosby, Z. Demiragli, E. Fontanesi, D. Gastler, J. Rohlf, K. Salyer, D. Sperka, D. Spitzbart, I. Suarez, A. Tsatsos, S. Yuan, D. Zou

**Brown University, Providence, USA**

G. Benelli, B. Burkle, X. Coubez<sup>18</sup>, D. Cutts, M. Hadley, U. Heintz, J.M. Hogan<sup>85</sup>, G. Landsberg, K.T. Lau, M. Lukasik, J. Luo, M. Narain, S. Sagir<sup>86</sup>, E. Usai, W.Y. Wong, X. Yan, D. Yu, W. Zhang

**University of California, Davis, Davis, USA**

J. Bonilla, C. Brainerd, R. Breedon, M. Calderon De La Barca Sanchez, M. Chertok, J. Conway, P.T. Cox, R. Erbacher, G. Haza, F. Jensen, O. Kukral, R. Lander, M. Mulhearn, D. Pellett, B. Regnery, D. Taylor, Y. Yao, F. Zhang

**University of California, Los Angeles, USA**

M. Bachtis, R. Cousins, A. Datta, D. Hamilton, J. Hauser, M. Ignatenko, M.A. Iqbal, T. Lam, W.A. Nash, S. Regnard, D. Saltzberg, B. Stone, V. Valuev

**University of California, Riverside, Riverside, USA**

K. Burt, Y. Chen, R. Clare, J.W. Gary, M. Gordon, G. Hanson, G. Karapostoli, O.R. Long, N. Manganeli, M. Olmedo Negrete, W. Si, S. Wimpenny, Y. Zhang

**University of California, San Diego, La Jolla, USA**

J.G. Branson, P. Chang, S. Cittolin, S. Cooperstein, N. Deelen, D. Diaz, J. Duarte, R. Gerosa, L. Giannini, D. Gilbert, J. Guiang, R. Kansal, V. Krutelyov, R. Lee, J. Letts, M. Masciovecchio, S. May, M. Pieri, B.V. Sathia Narayanan, V. Sharma, M. Tadel, A. Vartak, F. Würthwein, Y. Xiang, A. Yagil

**University of California, Santa Barbara - Department of Physics, Santa Barbara, USA**

N. Amin, C. Campagnari, M. Citron, A. Dorsett, V. Dutta, J. Incandela, M. Kilpatrick, J. Kim, B. Marsh, H. Mei, M. Oshiro, M. Quinnan, J. Richman, U. Sarica, J. Sheplock, D. Stuart, S. Wang

**California Institute of Technology, Pasadena, USA**

A. Bornheim, O. Cerri, I. Dutta, J.M. Lawhorn, N. Lu, J. Mao, H.B. Newman, T.Q. Nguyen, M. Spiropulu, J.R. Vlimant, C. Wang, S. Xie, Z. Zhang, R.Y. Zhu

**Carnegie Mellon University, Pittsburgh, USA**

J. Alison, S. An, M.B. Andrews, P. Bryant, T. Ferguson, A. Harilal, C. Liu, T. Mudholkar, M. Paulini, A. Sanchez, W. Terrill

**University of Colorado Boulder, Boulder, USA**

J.P. Cumalat, W.T. Ford, A. Hassani, E. MacDonald, R. Patel, A. Perloff, C. Savard, K. Stenson, K.A. Ulmer, S.R. Wagner

**Cornell University, Ithaca, USA**

J. Alexander, S. Bright-thonney, Y. Cheng, D.J. Cranshaw, S. Hogan, J. Monroy, J.R. Patterson, D. Quach, J. Reichert, M. Reid, A. Ryd, W. Sun, J. Thom, P. Wittich, R. Zou

**Fermi National Accelerator Laboratory, Batavia, USA**

M. Albrow, M. Alyari, G. Apollinari, A. Apresyan, A. Apyan, S. Banerjee, L.A.T. Bauerdick, D. Berry, J. Berryhill, P.C. Bhat, K. Burkett, J.N. Butler, A. Canepa, G.B. Cerati, H.W.K. Cheung, F. Chlebana, M. Cremonesi, K.F. Di Petrillo, V.D. Elvira, Y. Feng, J. Freeman, Z. Gecse, L. Gray, D. Green, S. Grünendahl, O. Gutsche, R.M. Harris, R. Heller, T.C. Herwig, J. Hirschauer, B. Jayatilaka, S. Jindariani, M. Johnson, U. Joshi, T. Klijnsma, B. Klima, K.H.M. Kwok, S. Lammel, D. Lincoln, R. Lipton, T. Liu, C. Madrid, K. Maeshima, C. Mantilla, D. Mason, P. McBride, P. Merkel, S. Mrenna, S. Nahn, J. Ngadiuba, V. O'Dell, V. Papadimitriou, K. Pedro, C. Pena<sup>54</sup>, O. Prokofyev, F. Ravera, A. Reinsvold Hall, L. Ristori, B. Schneider, E. Sexton-Kennedy, N. Smith, A. Soha, W.J. Spalding, L. Spiegel, S. Stoynev, J. Strait, L. Taylor, S. Tkaczyk, N.V. Tran, L. Uplegger, E.W. Vaandering, H.A. Weber

**University of Florida, Gainesville, USA**

D. Acosta, P. Avery, D. Bourilkov, L. Cadamuro, V. Cherepanov, F. Errico, R.D. Field, D. Guerrero, B.M. Joshi, M. Kim, E. Koenig, J. Konigsberg, A. Korytov, K.H. Lo, K. Matchev, N. Menendez, G. Mitselmakher, A. Muthirakalayil Madhu, N. Rawal, D. Rosenzweig, S. Rosenzweig, K. Shi, J. Sturdy, J. Wang, E. Yigitbasi, X. Zuo

**Florida State University, Tallahassee, USA**

T. Adams, A. Askew, R. Habibullah, V. Hagopian, K.F. Johnson, R. Khurana, T. Kolberg, G. Martinez, H. Prosper, C. Schiber, O. Viazlo, R. Yohay, J. Zhang

**Florida Institute of Technology, Melbourne, USA**

M.M. Baarmand, S. Butalla, T. Elkafrawy<sup>87</sup>, M. Hohlmann, R. Kumar Verma, D. Noonan, M. Rahmani, F. Yumiceva

**University of Illinois at Chicago (UIC), Chicago, USA**

M.R. Adams, H. Becerril Gonzalez, R. Cavanaugh, X. Chen, S. Dittmer, O. Evdokimov, C.E. Gerber, D.A. Hangal, D.J. Hofman, A.H. Merrit, C. Mills, G. Oh, T. Roy, S. Rudrabhatla, M.B. Tonjes, N. Varelas, J. Viinikainen, X. Wang, Z. Wu, Z. Ye

**The University of Iowa, Iowa City, USA**

M. Alhousseini, K. Dilsiz<sup>88</sup>, R.P. Gandrajula, O.K. Köseyan, J.-P. Merlo, A. Mestvirishvili<sup>89</sup>, J. Nachtman, H. Ogul<sup>90</sup>, Y. Onel, A. Penzo, C. Snyder, E. Tiras<sup>91</sup>

**Johns Hopkins University, Baltimore, USA**

O. Amram, B. Blumenfeld, L. Corcodilos, J. Davis, M. Eminizer, A.V. Gritsan, S. Kyriacou, P. Maksimovic, J. Roskes, M. Swartz, T.Á. Vámi

**The University of Kansas, Lawrence, USA**

A. Abreu, J. Anguiano, C. Baldenegro Barrera, P. Baringer, A. Bean, A. Bylinkin, Z. Flowers, T. Isidori, S. Khalil, J. King, G. Krintiras, A. Kropivnitskaya, M. Lazarovits, C. Lindsey, J. Marquez, N. Minafra, M. Murray, M. Nickel, C. Rogan, C. Royon, R. Salvatico, S. Sanders, E. Schmitz, C. Smith, J.D. Tapia Takaki, Q. Wang, Z. Warner, J. Williams, G. Wilson

**Kansas State University, Manhattan, USA**

S. Duric, A. Ivanov, K. Kaadze, D. Kim, Y. Maravin, T. Mitchell, A. Modak, K. Nam

**Lawrence Livermore National Laboratory, Livermore, USA**

F. Rebassoo, D. Wright

**University of Maryland, College Park, USA**

E. Adams, A. Baden, O. Baron, A. Belloni, S.C. Eno, N.J. Hadley, S. Jabeen, R.G. Kellogg, T. Koeth, A.C. Mignerey, S. Nabili, C. Palmer, M. Seidel, A. Skuja, L. Wang, K. Wong

**Massachusetts Institute of Technology, Cambridge, USA**

D. Abercrombie, G. Andreassi, R. Bi, S. Brandt, W. Busza, I.A. Cali, Y. Chen, M. D'Alfonso, J. Eysermans, C. Freer, G. Gomez Ceballos, M. Goncharov, P. Harris, M. Hu, M. Klute, D. Kovalskyi, J. Krupa, Y.-J. Lee, B. Maier, C. Mironov, C. Paus, D. Rankin, C. Roland, G. Roland, Z. Shi, G.S.F. Stephans, J. Wang, Z. Wang, B. Wyslouch

**University of Minnesota, Minneapolis, USA**

R.M. Chatterjee, A. Evans, P. Hansen, J. Hiltbrand, Sh. Jain, M. Krohn, Y. Kubota, J. Mans, M. Revering, R. Rusack, R. Saradhy, N. Schroeder, N. Strobbe, M.A. Wadud

**University of Nebraska-Lincoln, Lincoln, USA**

K. Bloom, M. Bryson, S. Chauhan, D.R. Claes, C. Fangmeier, L. Finco, F. Golf, C. Joo, I. Kravchenko, M. Musich, I. Reed, J.E. Siado, G.R. Snow<sup>†</sup>, W. Tabb, F. Yan

**State University of New York at Buffalo, Buffalo, USA**

G. Agarwal, H. Bandyopadhyay, L. Hay, I. Iashvili, A. Kharchilava, C. McLean, D. Nguyen, J. Pekkanen, S. Rappoccio, A. Williams

**Northeastern University, Boston, USA**

G. Alverson, E. Barberis, Y. Haddad, A. Hortiangtham, J. Li, G. Madigan, B. Marzocchi, D.M. Morse, V. Nguyen, T. Orimoto, A. Parker, L. Skinnari, A. Tishelman-Charny, T. Wamorkar, B. Wang, A. Wisecarver, D. Wood

**Northwestern University, Evanston, USA**

S. Bhattacharya, J. Bueghly, Z. Chen, A. Gilbert, T. Gunter, K.A. Hahn, Y. Liu, N. Odell, M.H. Schmitt, M. Velasco

**University of Notre Dame, Notre Dame, USA**

R. Band, R. Bucci, A. Das, N. Dev, R. Goldouzian, M. Hildreth, K. Hurtado Anampa, C. Jessop, K. Lannon, J. Lawrence, N. Loukas, D. Lutton, N. Marinelli, I. Mcalister, T. McCauley, C. Mcgrady, F. Meng, K. Mohrman, Y. Musienko<sup>47</sup>, R. Ruchti, P. Siddireddy, A. Townsend, M. Wayne, A. Wightman, M. Wolf, M. Zarucki, L. Zygala

**The Ohio State University, Columbus, USA**

B. Bylsma, B. Cardwell, L.S. Durkin, B. Francis, C. Hill, M. Nunez Ornelas, K. Wei, B.L. Winer, B.R. Yates

**Princeton University, Princeton, USA**

F.M. Addesa, B. Bonham, P. Das, G. Dezoort, P. Elmer, A. Frankenthal, B. Greenberg,

---

N. Haubrich, S. Higginbotham, A. Kalogeropoulos, G. Kopp, S. Kwan, D. Lange, M.T. Lucchini, D. Marlow, K. Mei, I. Ojalvo, J. Olsen, D. Stickland, C. Tully

**University of Puerto Rico, Mayaguez, USA**

S. Malik, S. Norberg

**Purdue University, West Lafayette, USA**

A.S. Bakshi, V.E. Barnes, R. Chawla, S. Das, L. Gutay, M. Jones, A.W. Jung, S. Karmarkar, M. Liu, G. Negro, N. Neumeister, G. Paspalaki, C.C. Peng, S. Piperov, A. Purohit, J.F. Schulte, M. Stojanovic<sup>14</sup>, J. Thieman, F. Wang, R. Xiao, W. Xie

**Purdue University Northwest, Hammond, USA**

J. Dolen, N. Parashar

**Rice University, Houston, USA**

A. Baty, M. Decaro, S. Dildick, K.M. Ecklund, S. Freed, P. Gardner, F.J.M. Geurts, A. Kumar, W. Li, B.P. Padley, R. Redjimi, W. Shi, A.G. Stahl Leitton, S. Yang, L. Zhang, Y. Zhang

**University of Rochester, Rochester, USA**

A. Bodek, P. de Barbaro, R. Demina, J.L. Dulemba, C. Fallon, T. Ferbel, M. Galanti, A. Garcia-Bellido, O. Hindrichs, A. Khukhunaishvili, E. Ranken, R. Taus

**Rutgers, The State University of New Jersey, Piscataway, USA**

B. Chiarito, J.P. Chou, A. Gandrakota, Y. Gershtein, E. Halkiadakis, A. Hart, M. Heindl, O. Karacheban<sup>21</sup>, I. Laflotte, A. Lath, R. Montalvo, K. Nash, M. Osherson, S. Salur, S. Schnetzer, S. Somalwar, R. Stone, S.A. Thayil, S. Thomas, H. Wang

**University of Tennessee, Knoxville, USA**

H. Acharya, A.G. Delannoy, S. Fiorendi, S. Spanier

**Texas A&M University, College Station, USA**

O. Bouhali<sup>92</sup>, M. Dalchenko, A. Delgado, R. Eusebi, J. Gilmore, T. Huang, T. Kamon<sup>93</sup>, H. Kim, S. Luo, S. Malhotra, R. Mueller, D. Overton, D. Rathjens, A. Safonov

**Texas Tech University, Lubbock, USA**

N. Akchurin, J. Damgov, V. Hegde, S. Kunori, K. Lamichhane, S.W. Lee, T. Mengke, S. Muthumuni, T. Peltola, I. Volobouev, Z. Wang, A. Whitbeck

**Vanderbilt University, Nashville, USA**

E. Appelt, S. Greene, A. Gurrola, W. Johns, A. Melo, H. Ni, K. Padeken, F. Romeo, P. Sheldon, S. Tuo, J. Velkovska

**University of Virginia, Charlottesville, USA**

M.W. Arenton, B. Cox, G. Cummings, J. Hakala, R. Hirosky, M. Joyce, A. Ledovskoy, A. Li, C. Neu, B. Tannenwald, S. White, E. Wolfe

**Wayne State University, Detroit, USA**

N. Poudyal

**University of Wisconsin - Madison, Madison, WI, USA**

K. Black, T. Bose, J. Buchanan, C. Caillol, S. Dasu, I. De Bruyn, P. Everaerts, F. Fienga, C. Galloni, H. He, M. Herndon, A. Hervé, U. Hussain, A. Lanaro, A. Loeliger, R. Loveless, J. Madhusudanan Sreekala, A. Mallampalli, A. Mohammadi, D. Pinna, A. Savin, V. Shang, V. Sharma, W.H. Smith, D. Teague, S. Trembath-reichert, W. Vetens

†: Deceased

- 1: Also at TU Wien, Wien, Austria
- 2: Also at Institute of Basic and Applied Sciences, Faculty of Engineering, Arab Academy for Science, Technology and Maritime Transport, Alexandria, Egypt
- 3: Also at Université Libre de Bruxelles, Bruxelles, Belgium
- 4: Also at Universidade Estadual de Campinas, Campinas, Brazil
- 5: Also at Federal University of Rio Grande do Sul, Porto Alegre, Brazil
- 6: Also at University of Chinese Academy of Sciences, Beijing, China
- 7: Also at Department of Physics, Tsinghua University, Beijing, China
- 8: Also at UFMS, Nova Andradina, Brazil
- 9: Also at Nanjing Normal University Department of Physics, Nanjing, China
- 10: Now at The University of Iowa, Iowa City, USA
- 11: Also at Institute for Theoretical and Experimental Physics named by A.I. Alikhanov of NRC 'Kurchatov Institute', Moscow, Russia
- 12: Also at Joint Institute for Nuclear Research, Dubna, Russia
- 13: Also at Cairo University, Cairo, Egypt
- 14: Also at Purdue University, West Lafayette, USA
- 15: Also at Université de Haute Alsace, Mulhouse, France
- 16: Also at Erzincan Binali Yildirim University, Erzincan, Turkey
- 17: Also at CERN, European Organization for Nuclear Research, Geneva, Switzerland
- 18: Also at RWTH Aachen University, III. Physikalisches Institut A, Aachen, Germany
- 19: Also at University of Hamburg, Hamburg, Germany
- 20: Also at Isfahan University of Technology, Isfahan, Iran, Isfahan, Iran
- 21: Also at Brandenburg University of Technology, Cottbus, Germany
- 22: Also at Skobeltsyn Institute of Nuclear Physics, Lomonosov Moscow State University, Moscow, Russia
- 23: Also at Physics Department, Faculty of Science, Assiut University, Assiut, Egypt
- 24: Also at Karoly Robert Campus, MATE Institute of Technology, Gyongyos, Hungary
- 25: Also at Institute of Physics, University of Debrecen, Debrecen, Hungary
- 26: Also at Institute of Nuclear Research ATOMKI, Debrecen, Hungary
- 27: Also at MTA-ELTE Lendület CMS Particle and Nuclear Physics Group, Eötvös Loránd University, Budapest, Hungary
- 28: Also at Wigner Research Centre for Physics, Budapest, Hungary
- 29: Also at IIT Bhubaneswar, Bhubaneswar, India
- 30: Also at Institute of Physics, Bhubaneswar, India
- 31: Also at G.H.G. Khalsa College, Punjab, India
- 32: Also at Shoolini University, Solan, India
- 33: Also at University of Hyderabad, Hyderabad, India
- 34: Also at University of Visva-Bharati, Santiniketan, India
- 35: Also at Indian Institute of Technology (IIT), Mumbai, India
- 36: Also at Deutsches Elektronen-Synchrotron, Hamburg, Germany
- 37: Also at Sharif University of Technology, Tehran, Iran
- 38: Also at Department of Physics, University of Science and Technology of Mazandaran, Behshahr, Iran
- 39: Now at INFN Sezione di Bari <sup>a</sup>, Università di Bari <sup>b</sup>, Politecnico di Bari <sup>c</sup>, Bari, Italy
- 40: Also at Italian National Agency for New Technologies, Energy and Sustainable Economic Development, Bologna, Italy
- 41: Also at Centro Siciliano di Fisica Nucleare e di Struttura Della Materia, Catania, Italy
- 42: Also at Università di Napoli 'Federico II', Napoli, Italy



- 
- 43: Also at Consiglio Nazionale delle Ricerche - Istituto Officina dei Materiali, PERUGIA, Italy
- 44: Also at Riga Technical University, Riga, Latvia
- 45: Also at Consejo Nacional de Ciencia y Tecnología, Mexico City, Mexico
- 46: Also at IRFU, CEA, Université Paris-Saclay, Gif-sur-Yvette, France
- 47: Also at Institute for Nuclear Research, Moscow, Russia
- 48: Now at National Research Nuclear University 'Moscow Engineering Physics Institute' (MEPhI), Moscow, Russia
- 49: Also at Institute of Nuclear Physics of the Uzbekistan Academy of Sciences, Tashkent, Uzbekistan
- 50: Also at St. Petersburg State Polytechnical University, St. Petersburg, Russia
- 51: Also at University of Florida, Gainesville, USA
- 52: Also at Imperial College, London, United Kingdom
- 53: Also at P.N. Lebedev Physical Institute, Moscow, Russia
- 54: Also at California Institute of Technology, Pasadena, USA
- 55: Also at Budker Institute of Nuclear Physics, Novosibirsk, Russia
- 56: Also at Faculty of Physics, University of Belgrade, Belgrade, Serbia
- 57: Also at Trincomalee Campus, Eastern University, Sri Lanka, Nilaveli, Sri Lanka
- 58: Also at INFN Sezione di Pavia <sup>a</sup>, Università di Pavia <sup>b</sup>, Pavia, Italy
- 59: Also at National and Kapodistrian University of Athens, Athens, Greece
- 60: Also at Ecole Polytechnique Fédérale Lausanne, Lausanne, Switzerland
- 61: Also at Universität Zürich, Zurich, Switzerland
- 62: Also at Stefan Meyer Institute for Subatomic Physics, Vienna, Austria
- 63: Also at Laboratoire d'Annecy-le-Vieux de Physique des Particules, IN2P3-CNRS, Annecy-le-Vieux, France
- 64: Also at Şırnak University, Sirnak, Turkey
- 65: Also at Near East University, Research Center of Experimental Health Science, Nicosia, Turkey
- 66: Also at Konya Technical University, Konya, Turkey
- 67: Also at Istanbul University - Cerrahpasa, Faculty of Engineering, Istanbul, Turkey
- 68: Also at Piri Reis University, Istanbul, Turkey
- 69: Also at Adiyaman University, Adiyaman, Turkey
- 70: Also at Ozyegin University, Istanbul, Turkey
- 71: Also at Izmir Institute of Technology, Izmir, Turkey
- 72: Also at Necmettin Erbakan University, Konya, Turkey
- 73: Also at Bozok Universititesi Rektörlüğü, Yozgat, Turkey
- 74: Also at Marmara University, Istanbul, Turkey
- 75: Also at Milli Savunma University, Istanbul, Turkey
- 76: Also at Kafkas University, Kars, Turkey
- 77: Also at Istanbul Bilgi University, Istanbul, Turkey
- 78: Also at Hacettepe University, Ankara, Turkey
- 79: Also at Rutherford Appleton Laboratory, Didcot, United Kingdom
- 80: Also at Vrije Universiteit Brussel, Brussel, Belgium
- 81: Also at School of Physics and Astronomy, University of Southampton, Southampton, United Kingdom
- 82: Also at IPPP Durham University, Durham, United Kingdom
- 83: Also at Monash University, Faculty of Science, Clayton, Australia
- 84: Also at Università di Torino, TORINO, Italy
- 85: Also at Bethel University, St. Paul, Minneapolis, USA, St. Paul, USA
- 86: Also at Karamanoğlu Mehmetbey University, Karaman, Turkey

87: Also at Ain Shams University, Cairo, Egypt

88: Also at Bingol University, Bingol, Turkey

89: Also at Georgian Technical University, Tbilisi, Georgia

90: Also at Sinop University, Sinop, Turkey

91: Also at Erciyes University, KAYSERI, Turkey

92: Also at Texas A&M University at Qatar, Doha, Qatar

93: Also at Kyungpook National University, Daegu, Korea, Daegu, Korea