



Report

Opinions toward the Sikh Separatist Movement

Survey of Canadians

Date: 17 / 12 / 2024
Project: 16811-125



Methodology

Method

Online survey among respondents 18 years of age or older. (Canadian sample: **n= 1,515**).

Respondents had the option of completing the survey in English or in French and were randomly recruited using LEO's online panel.

Weighting

Results were weighted according to **age, gender, mother tongue, region, education and presence of children in the household** in order to ensure a representative sample of the Canadian population.

➔ Notes

A more detailed methodology is presented in the Appendix.

When

Data collection from **December 13th to December 16th, 2024**.

Margin of error

For comparison purposes, a probability sample of this size yields a margin of error no greater than **±2.52%** (19 times out of 20) for the Canadian sample.

Significant Differences

Data in bold **red** characters indicate a significantly lower proportion than that of other respondents. Conversely, data in bold **green** characters indicate a significantly higher proportion than that of other respondents.

Rounded data

The numbers presented have been rounded up. However, the numbers before rounding were used to calculate the sums presented and might therefore not correspond to the manual addition of these numbers.

Questions

Have questions about the data presented in this report? Please contact Andrew Enns, Executive Vice-President, Central Canada at the following e-mail address: aenns@leger360.com

The **most accurate** polling firm in Canada

CANADA 2021

LEGER POLL
Published on
September 18, 2021

OFFICIALS RESULTS
2021 Canada
Federal Election

	33%	33.7%
	32%	32.6%
	19%	17.8%
	7%	7.7%
	6%	5.0%
	2%	2.3%

BRITISH COLUMBIA 2024

LEGER POLL
Published on
October 18, 2024

OFFICIALS RESULTS
2024 British Columbia
Provincial Election

	46%	45%
	42%	43%
	9%	8%
Others	3%	4%

UNITED STATES 2024

LEGER POLL
Published on
November 4, 2024

OFFICIALS RESULTS
2024 United States
Presidential Election

	49%	50%
	49%	48%
Others	2%	2%

Key highlights

Some of **the key highlights** of our survey **about the Sikh separatist movement include...**

Awareness and Concerns

Over half of Canadians (53%) are aware of accusations that the Indian government has interfered in Canadian domestic matters, including threats toward Sikh-Canadians. Awareness is highest among South Asian respondents (79%).

Over two-thirds (68%) of Canadians express concern about these allegations, with 33% being very concerned.

Engagement and Government Response

Despite a reasonably high level of concern, only 20% of Canadians follow news about Sikh separatist activities closely. Almost one-quarter (24%) believe the government has done enough to address the issue. Satisfaction with the government's response is stronger among respondents who are South Asian (49%) and those aware of the alleged interference (34%).

Public Support and Policy Attitudes

Support for Sikh separatist activities in Canada is minimal (10%), with a majority (54%) opposed. This opposition aligns with widespread support (72%) for stricter policies to prevent foreign separatist agendas from being organized on Canadian soil.

Impact on Sikh-Canadians

Amidst the broader discussion, 30% of Canadians believe Sikh-Canadians face unfair scrutiny due to the actions of a small minority involved in separatist activities, while 33% disagree and 37% remain unsure.

Special Topics

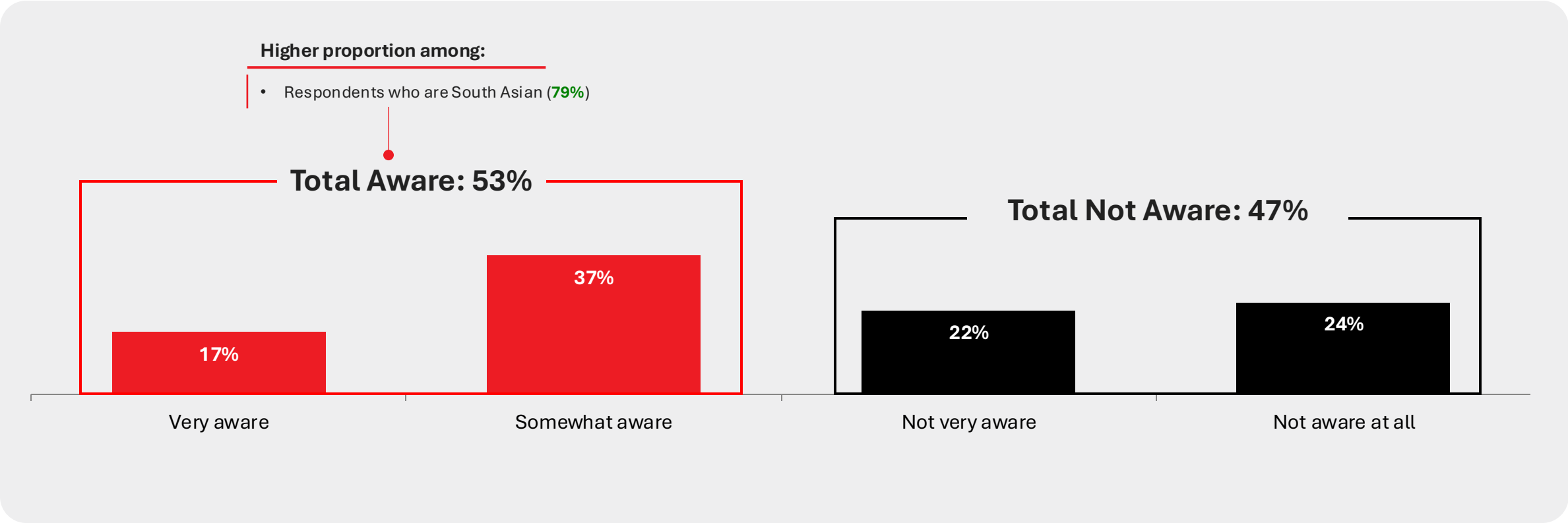
Sikh Separatist Movement



Awareness of Alleged Indian Government Interference in Canada (1/2)

Q1. How aware are you of recent accusations that the Indian government has interfered in Canada, including alleged threats and acts of intimidation toward Sikh citizens?

Base: All respondents (n=1,515)



Awareness of Alleged Indian Government Interference in Canada (2/2)

Q1. How aware are you of recent accusations that the Indian government has interfered in Canada, including alleged threats and acts of intimidation toward Sikh citizens?

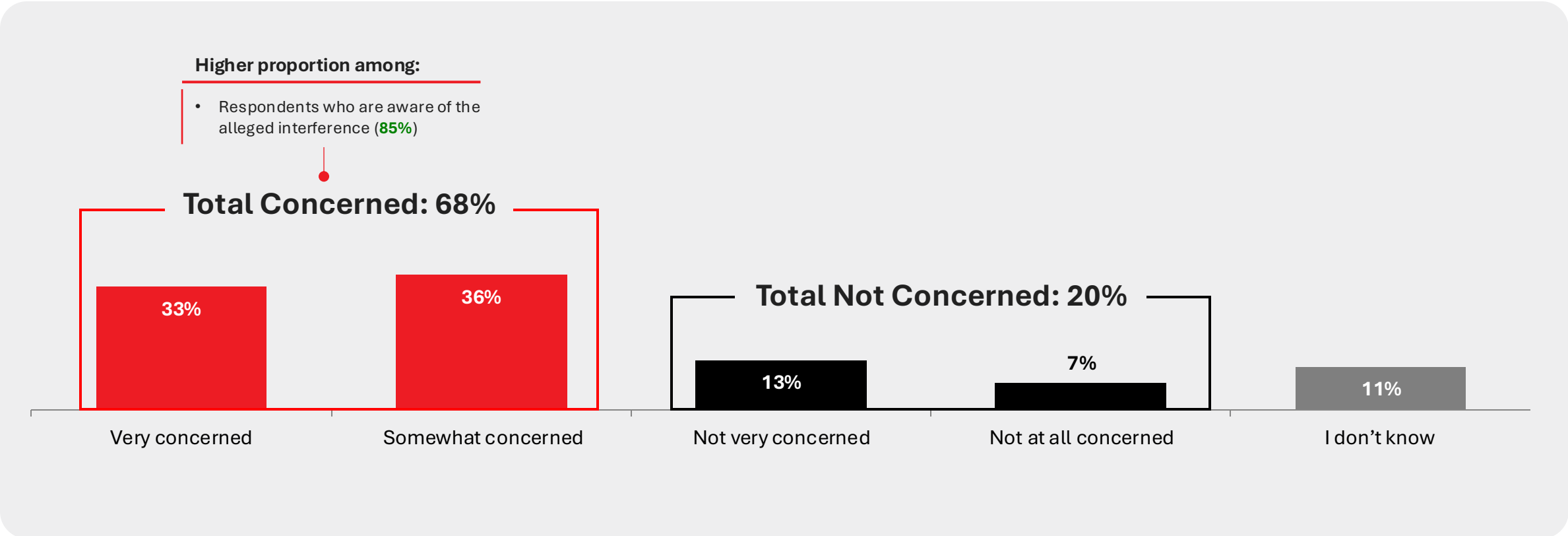
Base: All respondents (n=1,515)

	Total	ATL	QC	ON	MB/SK	AB	BC	Male	Female	18-34	35-54	55+	Urban	Sub-urban	Rural
Weighted n=	1,515	103	352	590	98	170	203	743	772	407	490	618	642	561	296
Unweighted n=	1,515	100	409	602	125	128	151	754	761	394	493	628	662	554	286
Total Aware	53%	51%	37%	61%	50%	59%	57%	62%	44%	40%	50%	64%	57%	54%	46%
Very aware	17%	19%	7%	22%	9%	22%	15%	23%	11%	13%	19%	17%	17%	17%	15%
Somewhat aware	37%	32%	30%	39%	41%	37%	42%	40%	34%	27%	31%	47%	40%	37%	30%
Total Not Aware	47%	49%	63%	39%	50%	41%	43%	38%	56%	60%	50%	36%	43%	46%	54%
Not very aware	22%	27%	28%	20%	23%	17%	21%	21%	23%	29%	20%	20%	21%	21%	26%
Not aware at all	24%	22%	34%	20%	26%	24%	22%	16%	32%	31%	30%	16%	21%	25%	28%

Concern about Indian Government Interference in Canadian Affairs (1/2)

Q2. How concerned are you about accusations that the Indian Government is interfering in Canadian domestic matters, including threats or intimidation of Canadian citizens?

Base: All respondents (n=1,515)



Concern about Indian Government Interference in Canadian Affairs (2/2)

Q2. How concerned are you about accusations that the Indian Government is interfering in Canadian domestic matters, including threats or intimidation of Canadian citizens?

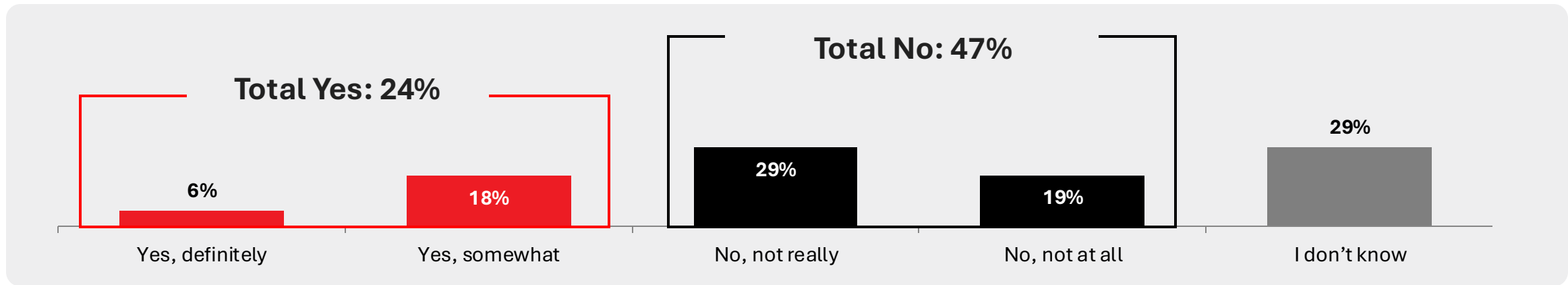
Base: All respondents (n=1,515)

	Total	ATL	QC	ON	MB/SK	AB	BC	Male	Female	18-34	35-54	55+	Urban	Sub-urban	Rural
Weighted n=	1,515	103	352	590	98	170	203	743	772	407	490	618	642	561	296
Unweighted n=	1,515	100	409	602	125	128	151	754	761	394	493	628	662	554	286
Total Concerned	68%	71%	55%	72%	79%	75%	68%	70%	67%	56%	66%	78%	70%	64%	75%
Very concerned	33%	41%	17%	38%	42%	38%	30%	34%	32%	23%	30%	41%	33%	31%	36%
Somewhat concerned	36%	30%	38%	34%	37%	38%	38%	36%	35%	33%	36%	38%	37%	33%	38%
Total Not Concerned	20%	17%	30%	18%	13%	15%	21%	23%	18%	26%	22%	16%	18%	24%	17%
Not very concerned	13%	13%	21%	10%	8%	11%	11%	14%	12%	17%	15%	10%	11%	17%	9%
Not at all concerned	7%	4%	9%	7%	5%	4%	10%	9%	5%	9%	7%	6%	7%	7%	8%
I don't know	11%	12%	15%	10%	8%	10%	12%	7%	16%	18%	12%	6%	11%	12%	8%

Perceptions of Canadian Government's Response to Alleged Indian Interference

Q3. Do you believe the Canadian government has done enough to respond to allegations of interference by the Indian government on Canadian soil?

Base: All respondents (n=1,515)

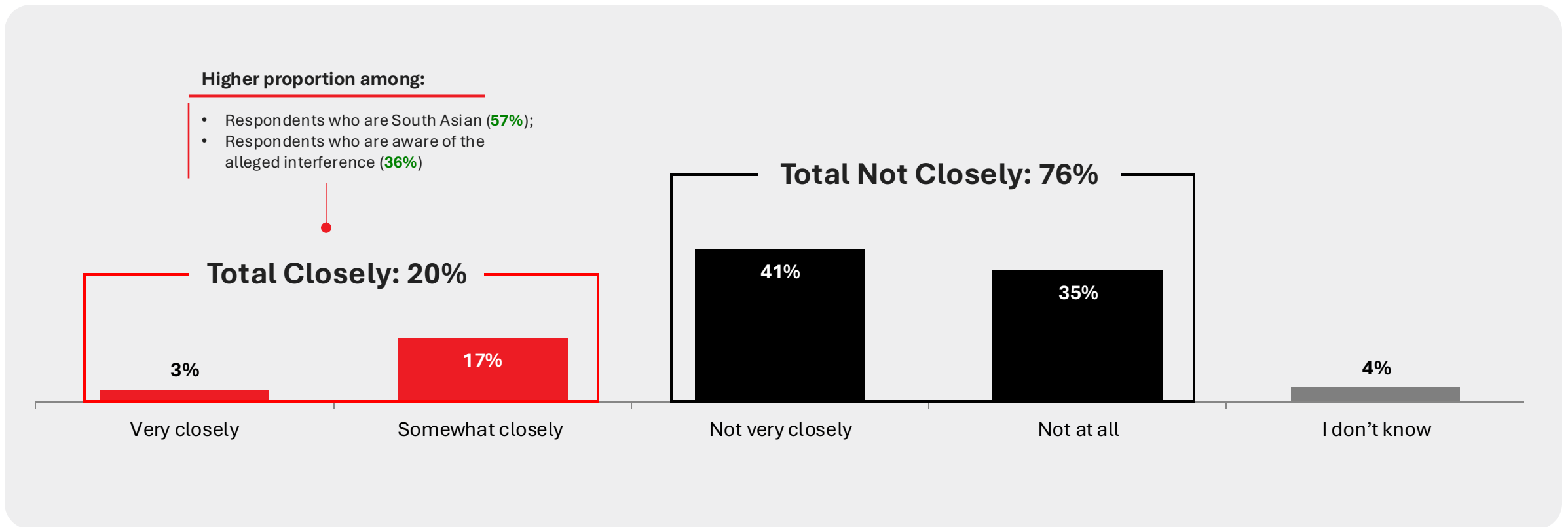


	Total	ATL	QC	ON	MB/SK	AB	BC	Male	Female	18-34	35-54	55+	Urban	Suburban	Rural
<i>Weighted n=</i>	1,515	103	352	590	98	170	203	743	772	407	490	618	642	561	296
<i>Unweighted n=</i>	1,515	100	409	602	125	128	151	754	761	394	493	628	662	554	286
Total Yes	24%	19%	24%	24%	20%	28%	23%	30%	19%	27%	21%	24%	30%	21%	17%
Yes, definitely	6%	6%	5%	6%	1%	8%	5%	7%	4%	6%	7%	4%	6%	6%	4%
Yes, somewhat	18%	13%	19%	18%	19%	21%	19%	22%	15%	21%	14%	20%	24%	15%	12%
Total No	47%	58%	38%	49%	51%	51%	49%	52%	43%	37%	48%	53%	44%	48%	54%
No, not really	29%	34%	28%	29%	29%	31%	25%	31%	27%	22%	28%	33%	26%	30%	32%
No, not at all	19%	24%	9%	20%	23%	20%	24%	21%	16%	15%	20%	20%	17%	19%	21%
I don't know	29%	24%	38%	27%	29%	21%	28%	19%	38%	36%	31%	22%	26%	31%	30%

Engagement with News on Sikh Separatist Activities in Canada (1/2)

Q4. How closely do you follow news related to Sikh separatist activities in Canada?

Base: All respondents (n=1,515)



Engagement with News on Sikh Separatist Activities in Canada (2/2)

Q4. How closely do you follow news related to Sikh separatist activities in Canada?

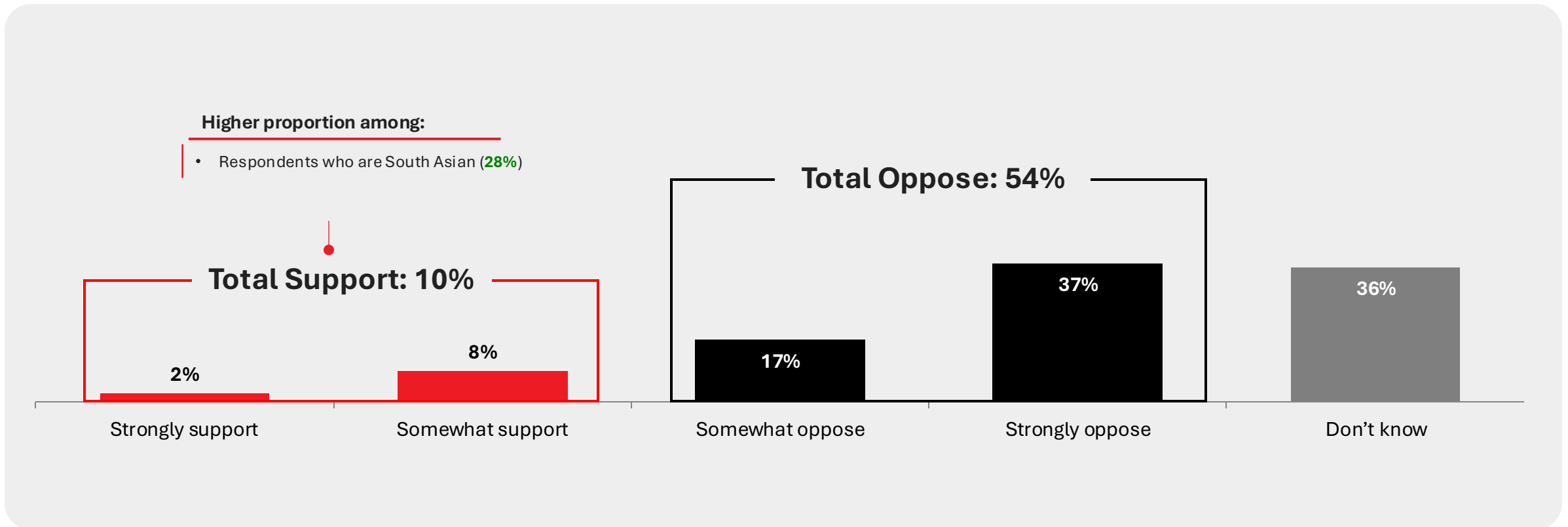
Base: All respondents (n=1,515)

	Total Canada	ATL	QC	ON	MB/SK	AB	BC	Male	Female	18-34	35-54	55+	French	English	Other
Weighted n=	1,515	103	352	590	98	170	203	743	772	407	490	618	301	1087	126
Unweighted n=	1,515	100	409	602	125	128	151	754	761	394	493	628	353	1017	143
Total Closely	20%	19%	12%	25%	18%	24%	20%	26%	15%	21%	19%	22%	13%	22%	24%
Very closely	3%	4%	1%	4%	2%	4%	4%	4%	3%	3%	5%	2%	1%	3%	8%
Somewhat closely	17%	15%	11%	21%	16%	20%	16%	22%	12%	18%	14%	19%	11%	19%	16%
Total Not Closely	76%	76%	84%	71%	78%	73%	76%	70%	81%	72%	77%	77%	82%	74%	71%
Not very closely	41%	44%	41%	40%	35%	41%	44%	42%	39%	29%	37%	51%	40%	41%	37%
Not at all	35%	32%	43%	32%	43%	32%	31%	28%	42%	43%	40%	26%	42%	33%	34%
I don't know	4%	4%	4%	4%	3%	3%	4%	3%	5%	7%	4%	1%	5%	4%	5%

Public Support for Sikh Separatist Activities in Canada (1/2)

Q5. Do you support or oppose Sikh separatist activities being organized from Canada?

Base: All respondents (n=1,515)



Public Support for Sikh Separatist Activities in Canada (2/2)

Q5. Do you support or oppose Sikh separatist activities being organized from Canada?

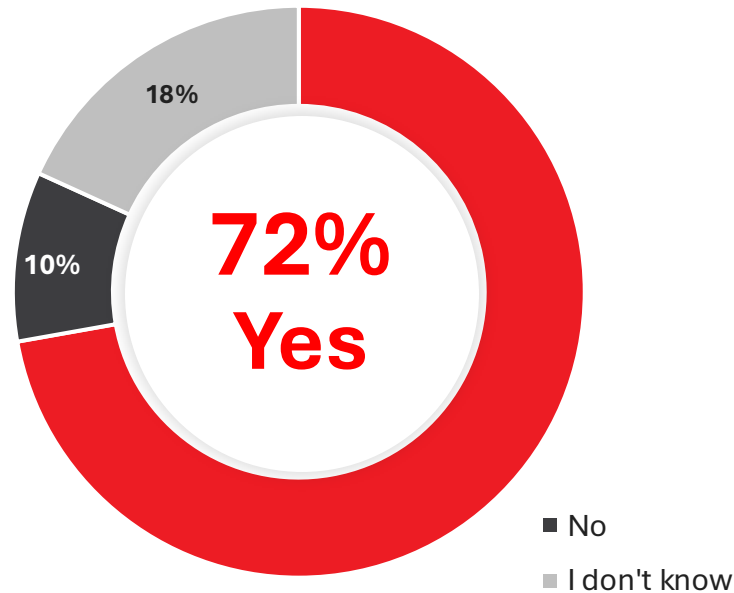
Base: All respondents (n=1,515)

	Total	ATL	QC	ON	MB/SK	AB	BC	Male	Female	18-34	35-54	55+	Aware of interference	Unaware of interference
<i>Weighted n=</i>	1,515	103	352	590	98	170	203	743	772	407	490	618	806	709
<i>Unweighted n=</i>	1,515	100	409	602	125	128	151	754	761	394	493	628	839	676
Total Support	10%	6%	8%	12%	9%	12%	10%	14%	7%	14%	11%	7%	16%	4%
Strongly support	2%	3%	2%	1%	1%	4%	4%	3%	2%	3%	4%	1%	3%	1%
Somewhat support	8%	4%	6%	11%	8%	8%	6%	11%	5%	12%	8%	6%	12%	4%
Total Oppose	54%	58%	42%	54%	62%	64%	58%	58%	49%	40%	47%	68%	67%	38%
Somewhat oppose	17%	16%	15%	16%	17%	20%	18%	19%	15%	17%	17%	16%	21%	12%
Strongly oppose	37%	42%	27%	38%	45%	44%	40%	40%	35%	23%	30%	52%	46%	26%
Don't know	36%	36%	49%	34%	29%	25%	32%	28%	44%	46%	42%	25%	17%	57%

Opinions on Stricter Policies Against Foreign Separatist Agendas in Canada

Q6. Should Canada implement stricter policies to prevent any group from using Canadian soil for foreign separatist agendas?

Base: All respondents (n=1,515)

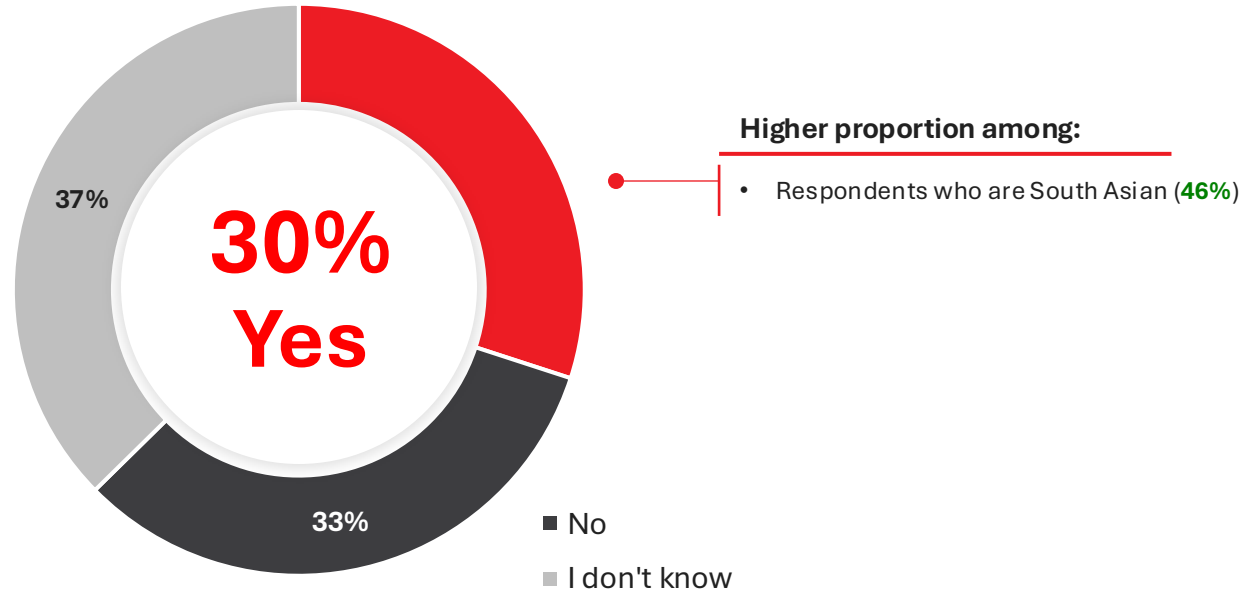


	Total	Male	Female	18-34	35-54	55+	Urban	Suburban	Rural	Aware of interference	Unaware of interference
<i>Weighted n=</i>	1,515	743	772	407	490	618	642	561	296	806	709
<i>Unweighted n=</i>	1,515	754	761	394	493	628	662	554	286	839	676
Yes	72%	75%	69%	57%	70%	84%	69%	76%	75%	78%	65%
No	10%	11%	8%	16%	10%	5%	12%	8%	8%	11%	8%
I don't know	18%	14%	23%	26%	20%	11%	19%	16%	17%	10%	27%

Perceptions of Unfair Scrutiny Faced by Sikh-Canadians

Q7. Do you feel Sikh-Canadians face unfair scrutiny because of the actions of a small minority involved in separatist activities?

Base: All respondents (n=1,515)



	Total	ATL	QC	ON	MB/SK	AB	BC	Male	Female	18-34	35-54	55+	Aware of interference	Unaware of interference
Weighted n=	1,515	103	352	590	98	170	203	743	772	407	490	618	806	709
Unweighted n=	1,515	100	409	602	125	128	151	754	761	394	493	628	839	676
Yes	30%	29%	23%	32%	30%	37%	32%	34%	26%	29%	31%	30%	40%	19%
No	33%	28%	34%	30%	37%	37%	34%	37%	29%	28%	32%	36%	38%	27%
I don't know	37%	43%	43%	38%	33%	26%	35%	29%	45%	43%	37%	34%	23%	54%

Respondent Profile

Respondent profiles

(Base n=1,515)

The table below presents the Canadian geographic distribution of respondents before weighting.

Gender

	Unweighted	Weighted
Male	754	743
Female	761	772

Language (Mother Tongue)

	Unweighted	Weighted
French	353	301
English	1,017	1,087
Other	143	126

Age

	Unweighted	Weighted
18 to 34	394	407
35 to 54	493	490
55+	628	618

Province

	Unweighted	Weighted
British Columbia	151	203
Alberta	128	170
Manitoba/Saskatchewan	125	98
Ontario	602	590
Quebec	409	352
Atlantic	100	103

Our Credentials



Canada

Leger is a member of the [Canadian Research Insights Council \(CRIC\)](#), the industry association for the market/survey/insights research industry.



Europe

Leger is a member of [ESOMAR](#) (European Society for Opinion and Market Research), the global association of opinion polls and marketing research professionals.



America

Leger is also a member of the [Insights Association](#), the American Association of Marketing Research Analytics.



International

Leger is a member of the [Worldwide Independent Network of Market Research \(WIN\)](#), a global alliance of leading independent market research and polling firms that collaborate to share expertise, methodologies, and insights across diverse markets.

Our services

Leger

Marketing research and polling

Customer Experience (CX)

Strategic and operational customer experience consulting services

Leger Analytics (LEA)

Data modelling and analysis

Leger Opinion (LEO)

Panel management

Leger Communities

Online community management

Leger Digital

Digital strategy and user experience

International Research

Worldwide Independent Network (WIN)

300
employees

185
consultants

8
offices

MONTREAL | QUEBEC |
TORONTO | WINNIPEG
EDMONTON | CALGARY |
VANCOUVER | NEW YORK

Le^ger

Data-driven intelligence for a changing world.

leger360.com