

# HARVARD CAPS HARRIS POLL



Field Dates: June 28-30, 2024



## SURVEY METHOD

This survey was conducted online within the United States from **June 28-30, 2024** among **2,090 registered voters** by **The Harris Poll and HarrisX**.

Results were weighted for age within gender, region, race/ethnicity, marital status, household size, income, employment, education, political party, and political ideology where necessary to align them with their actual proportions in the population.

The poll was supervised by pollsters:

**Mark Penn** (Chairman, The Harris Poll)

**Dritan Nesho** (CEO, HarrisX)

**Stephen Ansolabehere** (Professor and CAPS Director Emeritus, Harvard University)

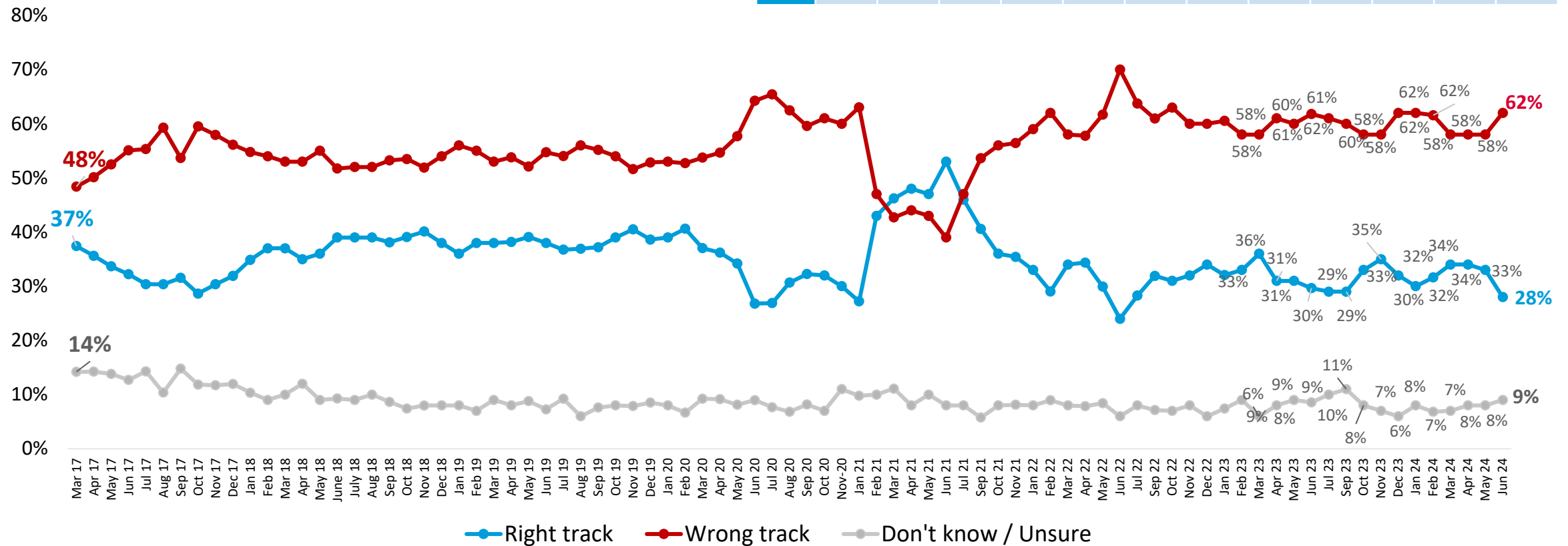
# Approval and Mood of Country

# PERCEPTION OF THE COUNTRY TICKED DOWN, LESS THAN 3 IN 10 SAY ON THE RIGHT TRACK

% Who Say "Right Track"

	06/23	07/23	09/23	10/23	11/23	12/23	01/24	02/24	03/24	04/24	05/24	06/24
<b>GOP</b>	10%	14%	13%	14%	20%	11%	10%	12%	12%	14%	14%	12%
<b>DEM</b>	54%	51%	50%	58%	58%	58%	52%	56%	62%	60%	53%	53%
<b>IND</b>	21%	19%	21%	22%	23%	25%	26%	24%	26%	26%	28%	18%

Country: Right Track / Wrong Track

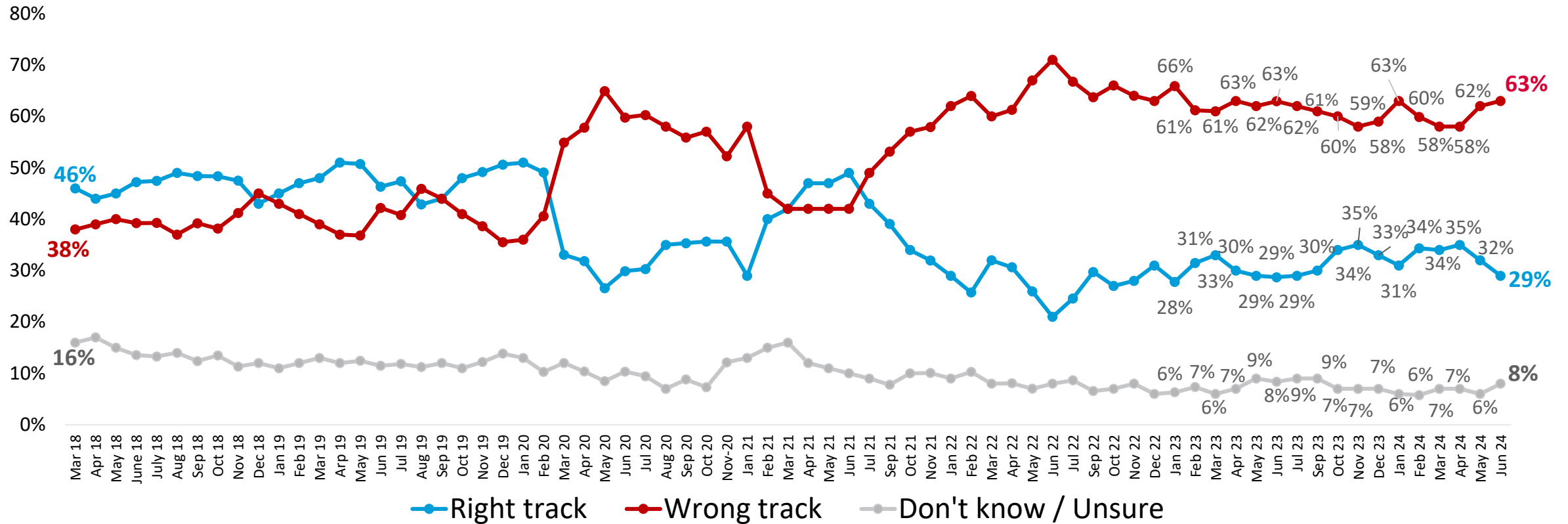


# SIMILARLY, JUST UNDER 3 IN 10 SAY THE ECONOMY IS ON THE RIGHT TRACK

% Who Say "Right Track"

	06/23	07/23	09/23	10/23	11/23	12/23	01/24	02/24	03/24	04/24	05/24	06/24
<b>GOP</b>	11%	13%	14%	13%	22%	14%	11%	14%	12%	14%	13%	9%
<b>DEM</b>	51%	51%	50%	58%	55%	55%	54%	58%	61%	60%	57%	55%
<b>IND</b>	22%	18%	23%	25%	25%	29%	27%	29%	28%	29%	25%	20%

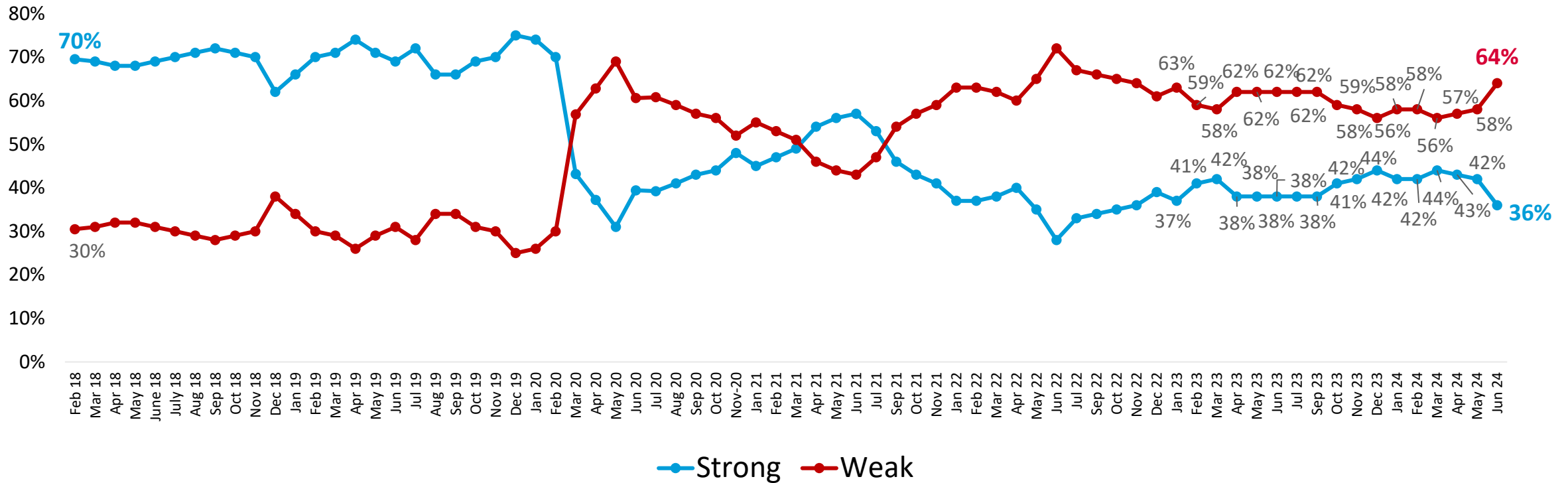
## U.S. Economy: Right Track / Wrong Track



M2. In general, do you think the American economy is on the right track or is it off on the wrong track?

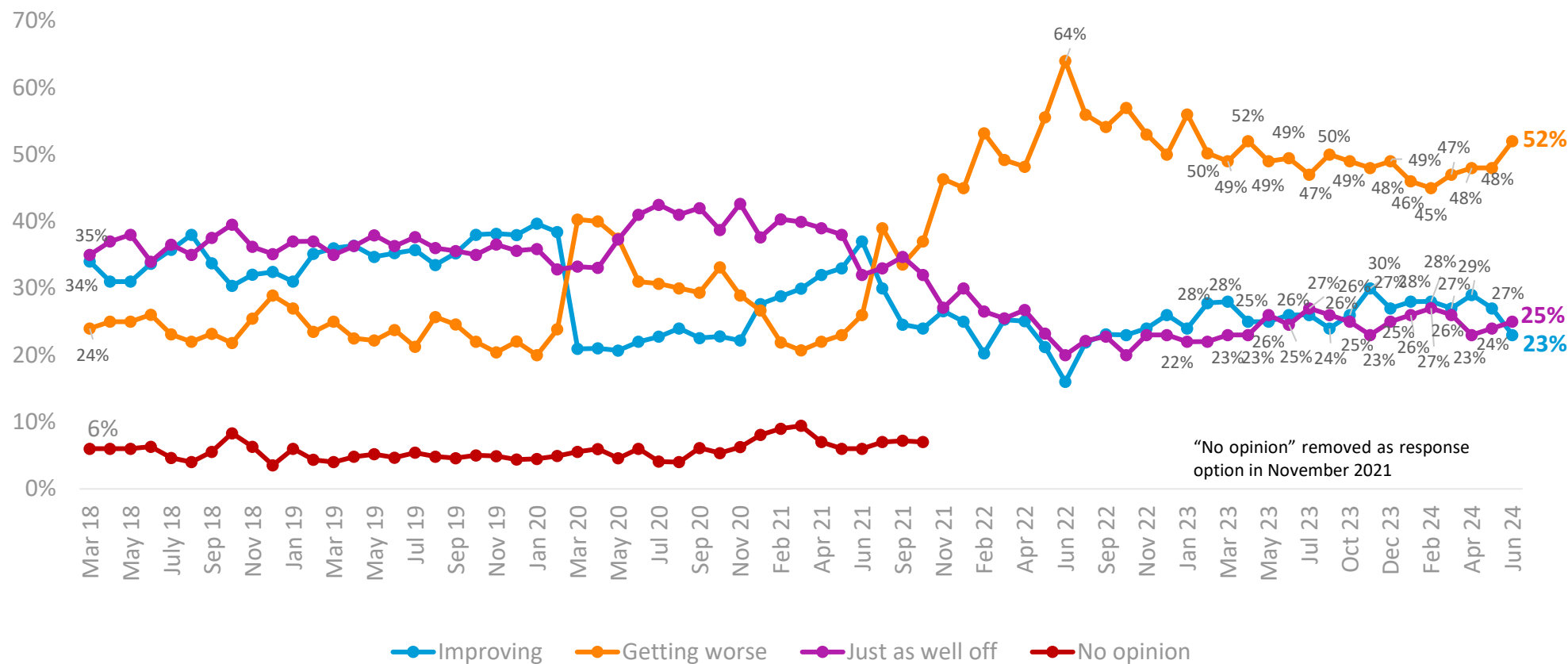
# ALMOST 2 IN 3 VOTERS THINK THE U.S. ECONOMY IS WEAK TODAY

## How strong do you think the U.S. economy is today?



# JUST OVER HALF OF VOTERS SAY THEIR PERSONAL FINANCIAL SITUATION IS GETTING WORSE

Would you say that your personal financial situation is improving or getting worse?

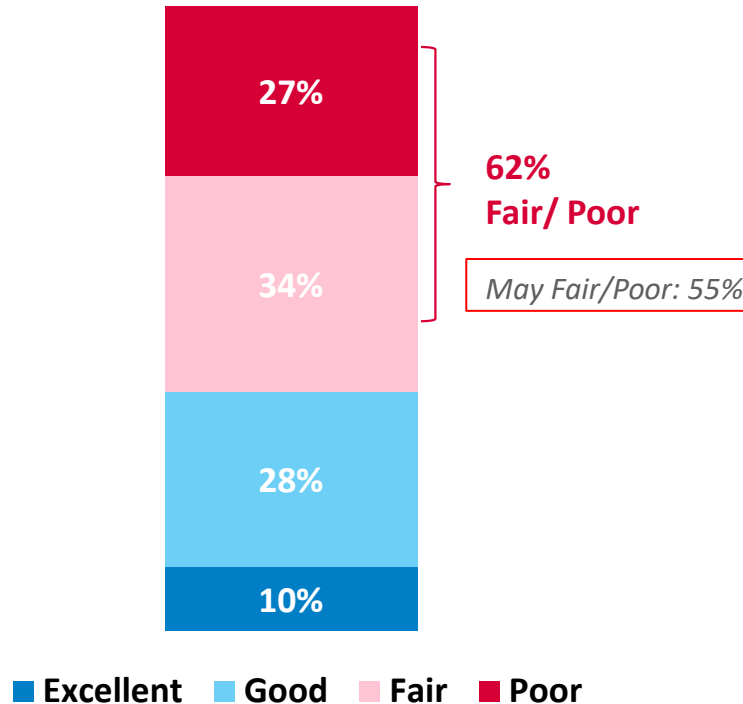


Row %	Improving	Getting worse
DEM	37%	34%
GOP	12%	69%
IND/OTH	18%	53%
Male	28%	50%
Female	17%	54%
18-24	25%	44%
25-34	31%	50%
35-44	26%	51%
45-54	20%	55%
55-64	21%	53%
65+	15%	54%
White	20%	55%
Black or African American	32%	43%
Hispanic	31%	48%
Asian	17%	34%
Other	16%	66%
Urban	29%	45%
Suburban	22%	51%
Rural	15%	63%

"No opinion" removed as response option in November 2021

# OVER 3 IN 5 SAY THEIR PERSONAL ECONOMICS ARE FAIR OR POOR RIGHT NOW, UP +7PTS FROM MAY

Do you think your personal economics right now are...



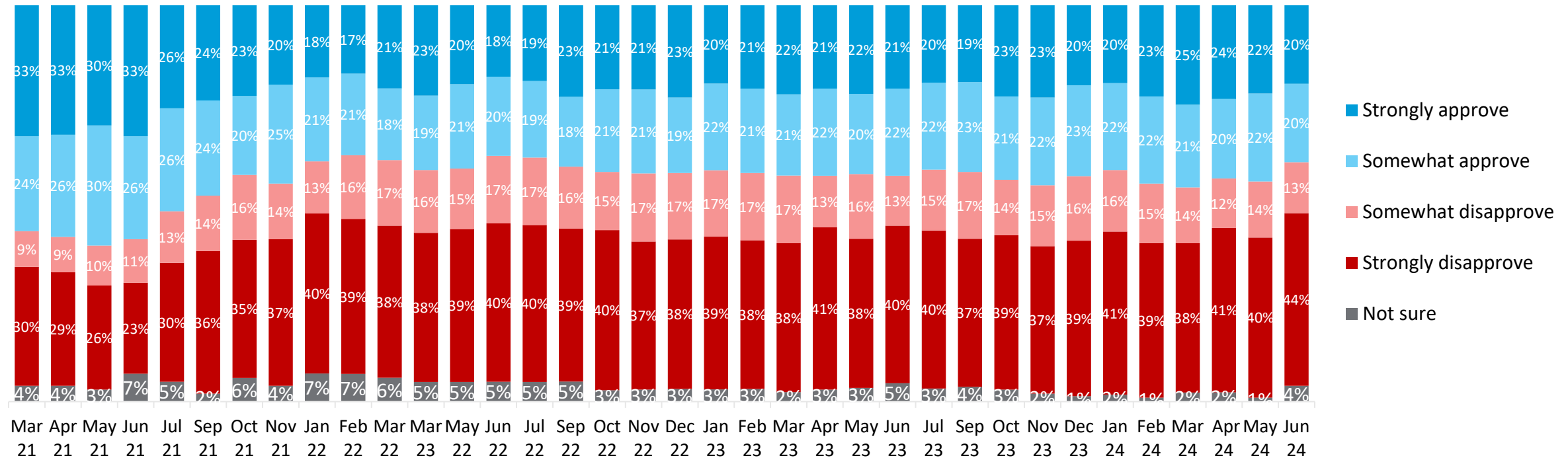
Row %	Excellent	Good	Fair	Poor
DEM	16%	38%	28%	18%
GOP	7%	20%	40%	33%
IND/OTH	7%	26%	35%	32%
Male	14%	30%	32%	23%
Female	7%	26%	37%	31%
18-24	19%	29%	34%	18%
25-34	16%	30%	29%	25%
35-44	13%	25%	32%	30%
45-54	8%	28%	35%	30%
55-64	7%	24%	34%	35%
65+	6%	32%	41%	21%
White	9%	27%	36%	28%
Black or African American	15%	33%	27%	25%
Hispanic	11%	32%	32%	25%
Asian	17%	30%	31%	21%
Other	4%	18%	45%	34%
Urban	14%	31%	32%	24%
Suburban	10%	30%	34%	26%
Rural	7%	19%	40%	33%



# BIDEN APPROVAL HAS DROPPED TO 40%

## President Biden Overall Approval

57% 59% 61% 62% 52% 48% 43% 45% 39% 38% 39% 41% 41% 38% 38% 41% 42% 43% 42% 42% 42% 43% 43% 43% 43% 41% 42% 44% 45% 43% 42% 45% 45% 44% 44% 40%



Column %	DEM	GOP	IND/OTH	Male	Female	18-24	25-34	35-44	45-54	55-64	65+	White	Black or African American	Hispanic	Asian	Other	Urban	Suburban	Rural
Approve (NET)	77%	8%	31%	40%	40%	41%	38%	43%	37%	45%	36%	36%	63%	39%	38%	32%	49%	39%	28%
Disapprove (NET)	21%	91%	60%	58%	56%	49%	56%	52%	61%	53%	63%	61%	32%	56%	52%	61%	46%	57%	69%

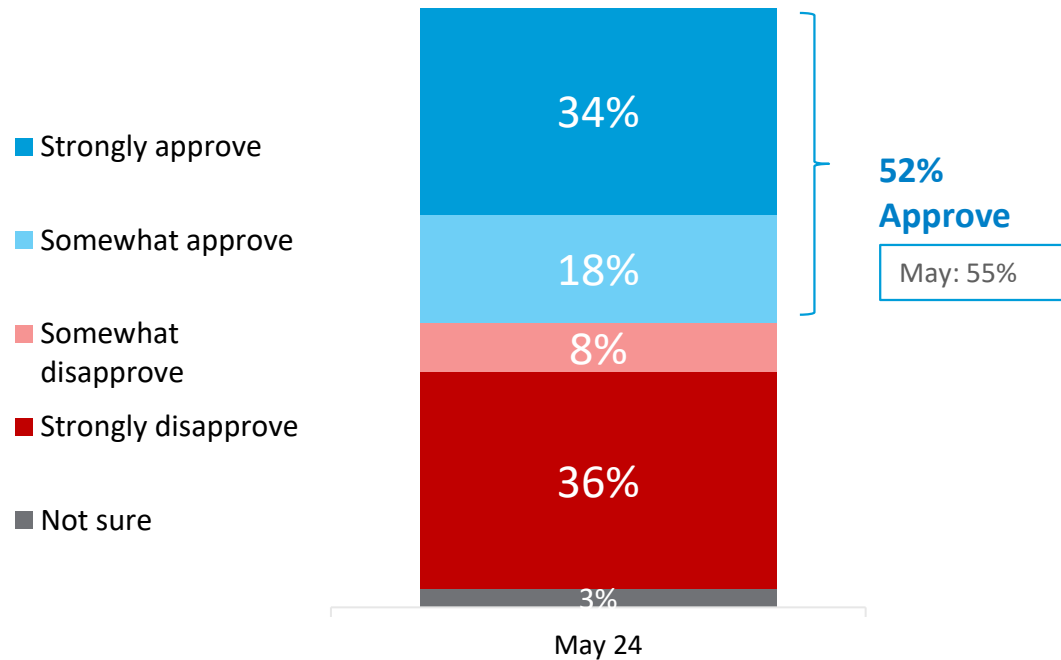
# BIDEN IS UNDERWATER ON ALL ISSUES TESTED, BUT PERFORMS BEST ON RACIAL EQUITY, STIMULATING JOBS, AND ABORTION

## Approve Biden on... (Strongly or Somewhat Approve)

	May 22	Jun 22	Jul 22	Sep 22	Oct 22	Nov 22	Dec 22	Jan 23	Feb 23	Mar 23	Apr 23	May 23	Jun 23	Jul 23	Sep 23	Oct 23	Nov 23	Dec 23	Jan 24	Feb 24	Mar 24	Apr 24	May 24	Jun 24
The Economy	36%	32%	36%	37%	39%	39%	39%	38%	39%	40%	39%	39%	39%	38%	39%	41%	44%	42%	40%	43%	43%	42%	43%	38%
Stimulating Jobs	45%	43%	41%	44%	46%	46%	47%	46%	48%	48%	47%	48%	44%	46%	46%	49%	50%	47%	47%	49%	50%	47%	49%	44%
Immigration	38%	37%	39%	37%	38%	40%	40%	37%	38%	41%	40%	38%	35%	37%	36%	39%	46%	38%	35%	35%	36%	38%	40%	34%
Foreign Affairs	41%	39%	39%	40%	41%	44%	42%	42%	43%	45%	42%	43%	40%	42%	40%	43%	44%	41%	40%	41%	42%	42%	42%	37%
Administering the Gov't	42%	38%	41%	41%	44%	44%	43%	42%	42%	46%	44%	44%	42%	41%	42%	45%	46%	44%	42%	46%	45%	45%	46%	40%
Dealing with violence and crime in the country	38%	34%	38%	38%	39%	40%	42%	39%	39%	42%	39%	39%	37%	37%	38%	41%	42%	42%	40%	41%	41%	41%	43%	37%
Handling inflation	34%	28%	33%	36%	35%	38%	38%	36%	38%	38%	37%	37%	36%	34%	35%	40%	40%	39%	36%	39%	39%	38%	40%	34%
Israeli-Hamas Conflict																44%	45%	42%	39%	38%	38%	39%	35%	33%
Meeting our energy needs																								43%
Dealing with climate change																								43%
Abortion																								44%
Racial equity																								47%

# AROUND HALF OF VOTERS SAY THEY APPROVE OF THE JOB TRUMP DID AS PRESIDENT

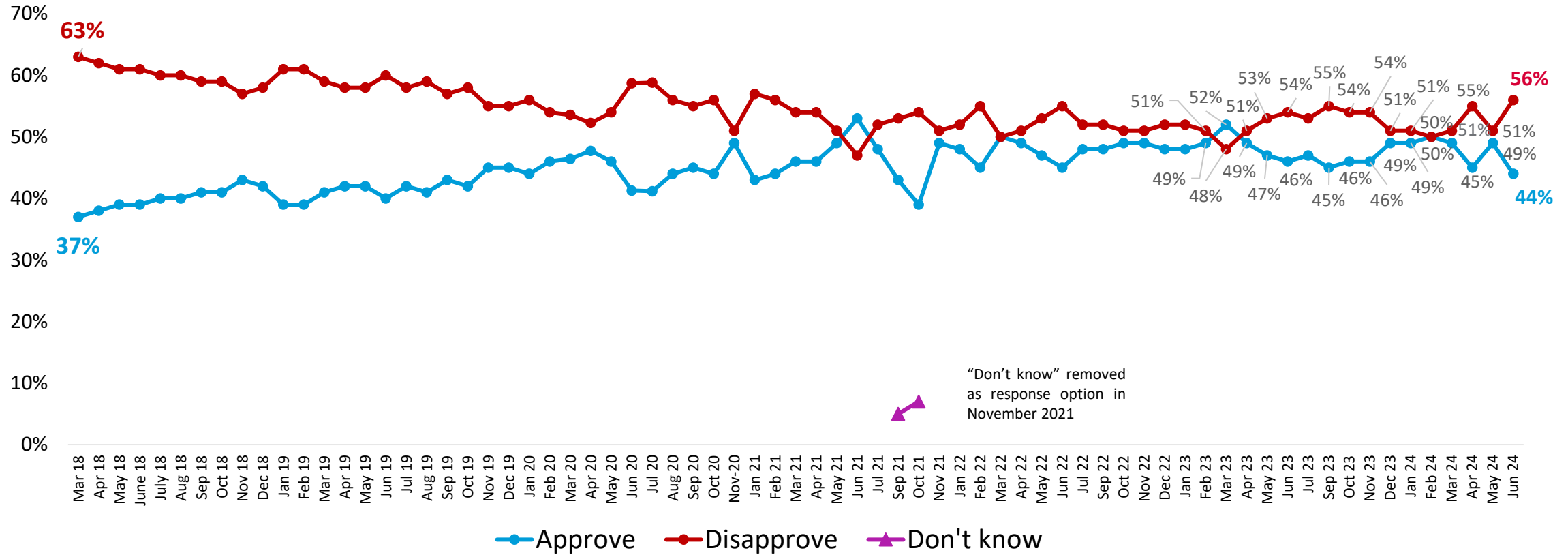
Do you approve or disapprove the job that Donald Trump did as president?



Row %	Approve (NET)	Disapprove (NET)
DEM	20%	77%
GOP	89%	11%
IND/OTH	47%	46%
Male	57%	41%
Female	48%	48%
18-24	47%	45%
25-34	52%	45%
35-44	53%	41%
45-54	56%	42%
55-64	47%	51%
65+	57%	43%
White	57%	41%
Black or African American	35%	59%
Hispanic	51%	46%
Asian	36%	56%
Other	46%	47%
Urban	50%	48%
Suburban	50%	47%
Rural	62%	35%

# GOP'S APPROVAL RATING HAS DROPPED TO 44%

## GOP Approval

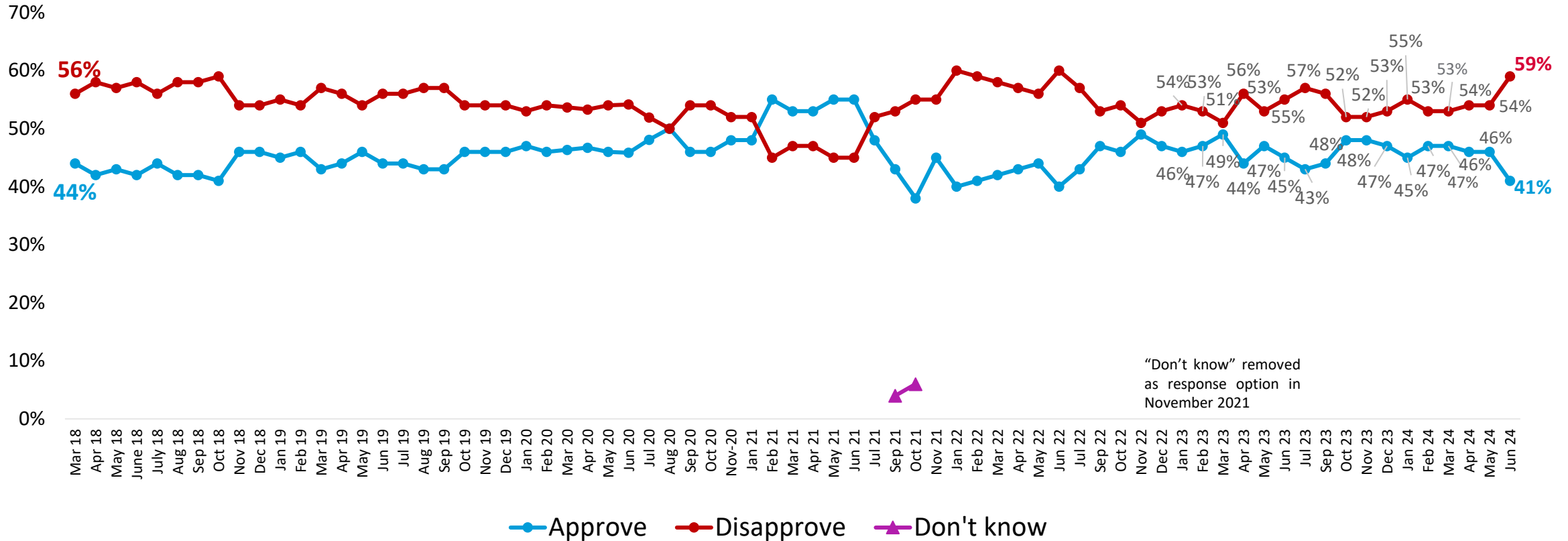


Column %	DEM	GOP	IND/OTH	Male	Female	18-24	25-34	35-44	45-54	55-64	65+	White	Black or African American	Hispanic	Asian	Other	Urban	Suburban	Rural
Approve (NET)	19%	81%	31%	48%	41%	42%	39%	53%	47%	40%	46%	49%	32%	40%	38%	30%	43%	42%	53%
Disapprove (NET)	81%	19%	69%	52%	59%	58%	61%	47%	53%	60%	54%	51%	68%	60%	62%	70%	57%	58%	47%

M4. Do you approve or disapprove of the way the Republican Party is handling its job?

# APPROVAL OF DEMOCRATIC PARTY FALLS TO 41%

## Democratic Party Approval



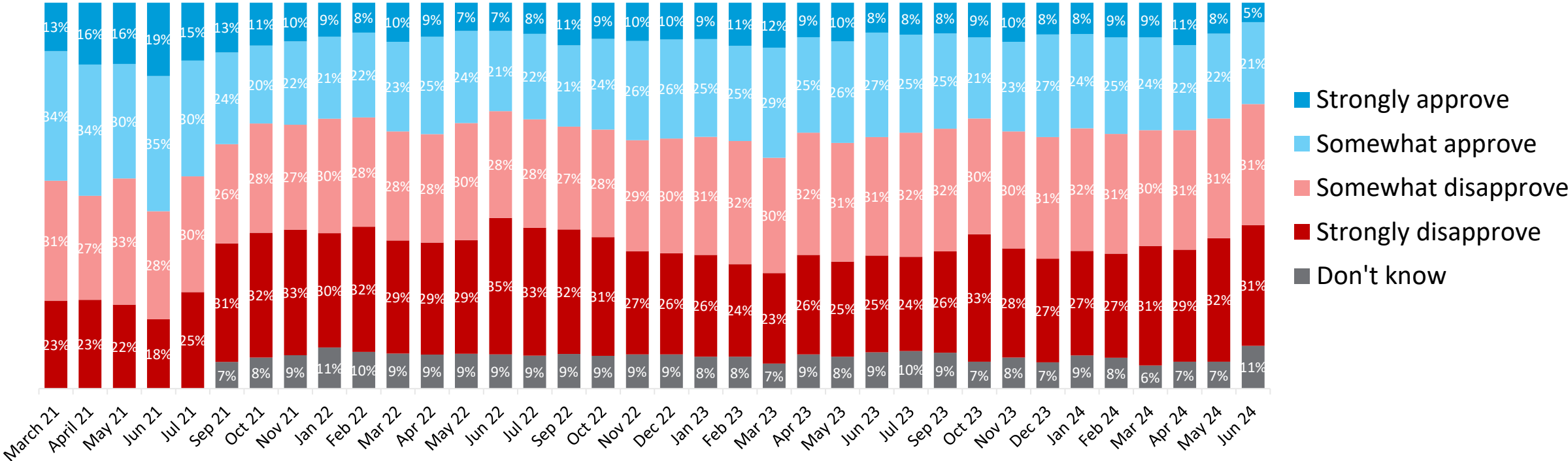
Column %	DEM	GOP	IND/OTH	Male	Female	18-24	25-34	35-44	45-54	55-64	65+	White	Black or African American	Hispanic	Asian	Other	Urban	Suburban	Rural
Approve (NET)	76%	11%	31%	41%	40%	43%	44%	46%	36%	43%	35%	37%	62%	43%	40%	29%	51%	39%	29%
Disapprove (NET)	24%	89%	69%	59%	60%	57%	56%	54%	64%	57%	65%	63%	38%	57%	60%	71%	49%	61%	71%

M5. Do you approve or disapprove of the way the Democratic Party is handling its job?

# DISSATISFACTION WITH CONGRESS WORSENS, JUST A QUARTER OF VOTERS APPROVE OF THE WAY THEY ARE DOING ITS

## Do you approve or disapprove of the way Congress is doing its job?

39% 49% 46% 54% 45% 36% 31% 32% 30% 30% 34% 34% 31% 28% 30% 32% 33% 36% 35% 35% 36% 40% 33% 36% 35% 34% 32% 30% 34% 35% 33% 34% 33% 32% 30% 26%



# RFK JR., MUSK, AND RAMASWAMY ENJOY THE HIGHEST NET FAVORABILITY

## Favorability of Political Figures

Very favorable

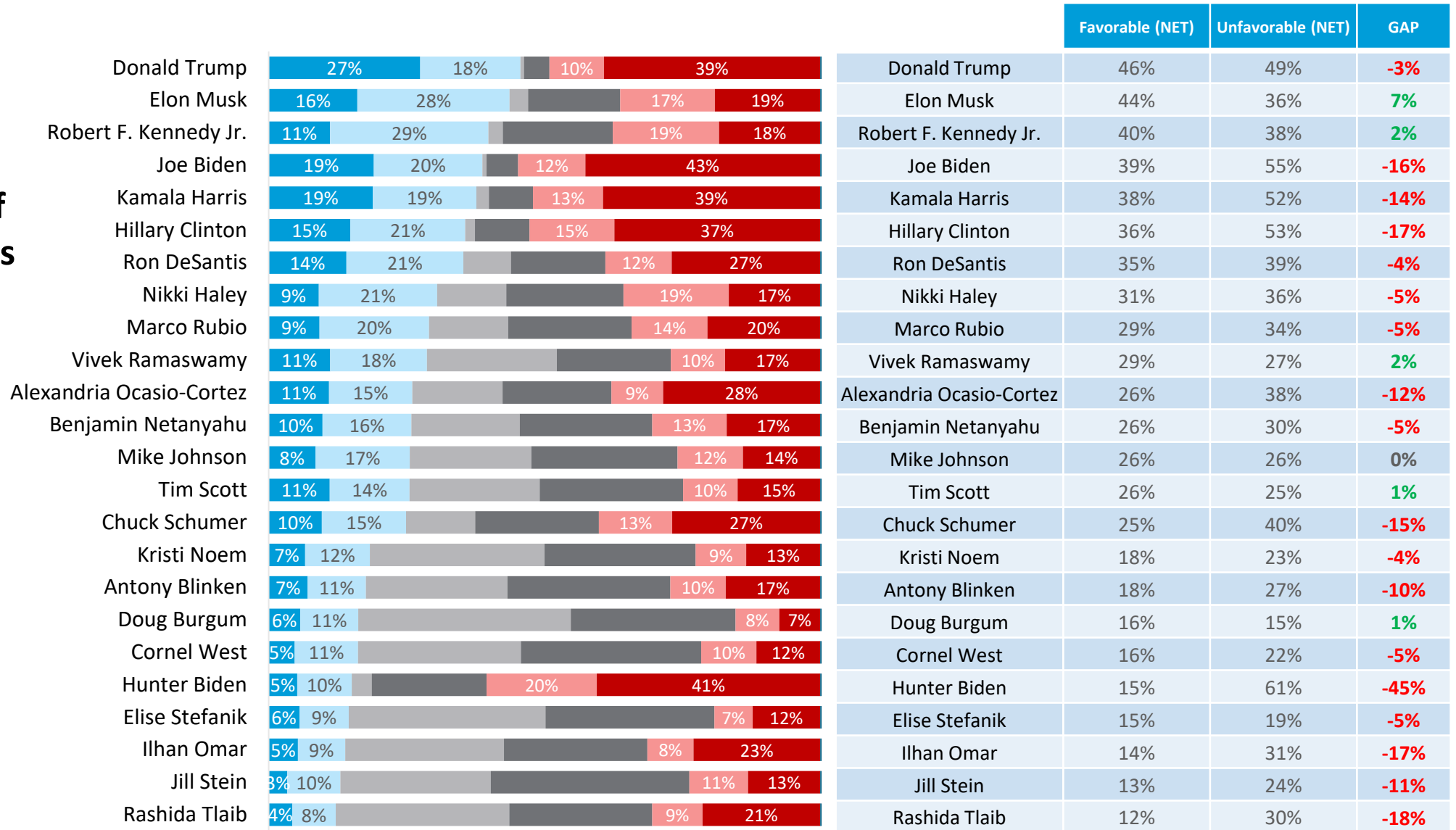
Favorable

Never heard of them

No opinion

Unfavorable

Very unfavorable

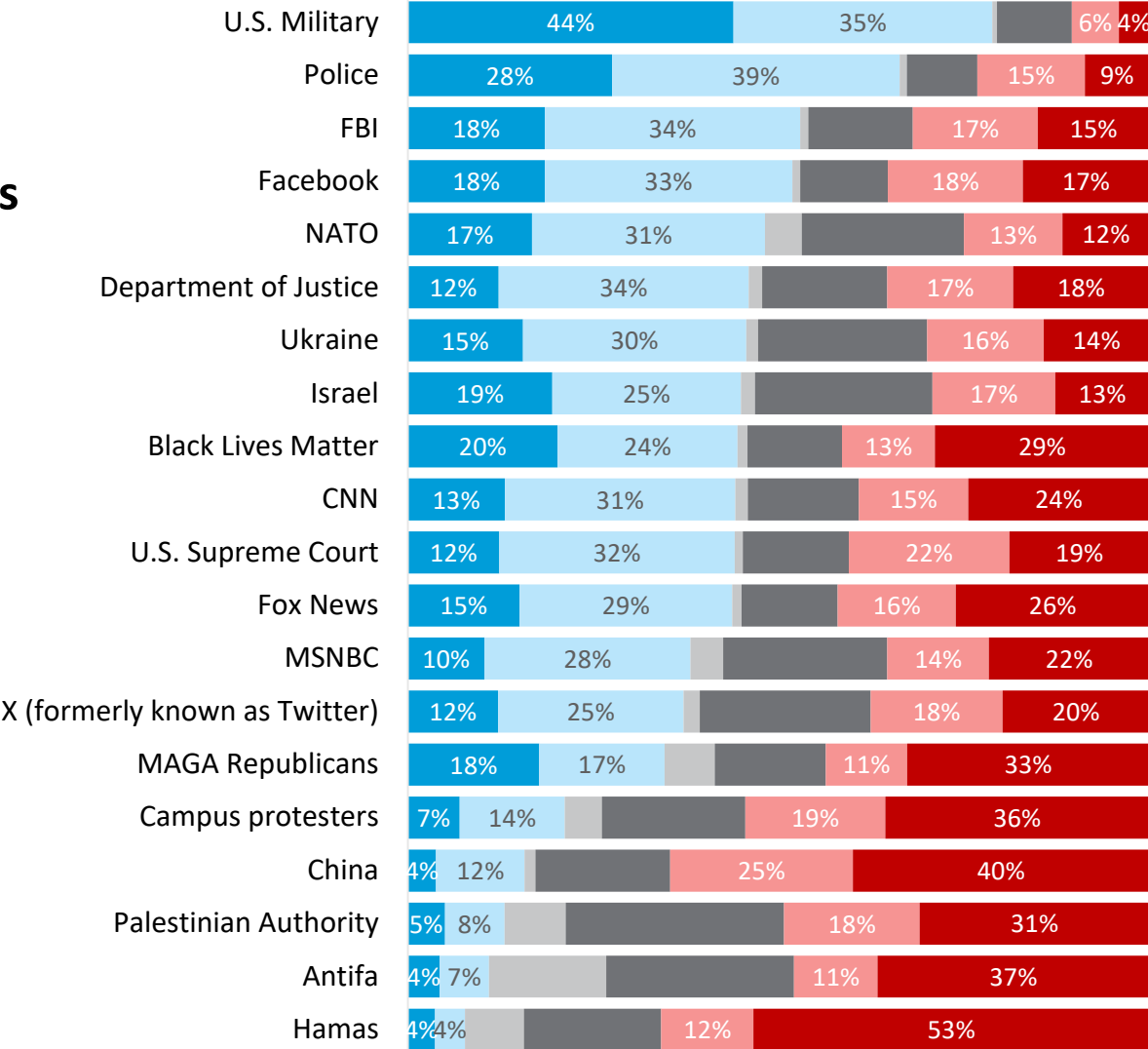


F1. Now we will show you some names and groups. Please indicate if you have a favorable or unfavorable view of that person or group – or if you’ve never heard of them.

# U.S. MILITARY, THE POLICE, THE FBI, AND FACEBOOK ARE THE MOST FAVORED INSTITUTIONS IN THE U.S.

## Favorability of Institutions

- Very favorable
- Favorable
- Never heard of them
- No opinion
- Unfavorable
- Very unfavorable



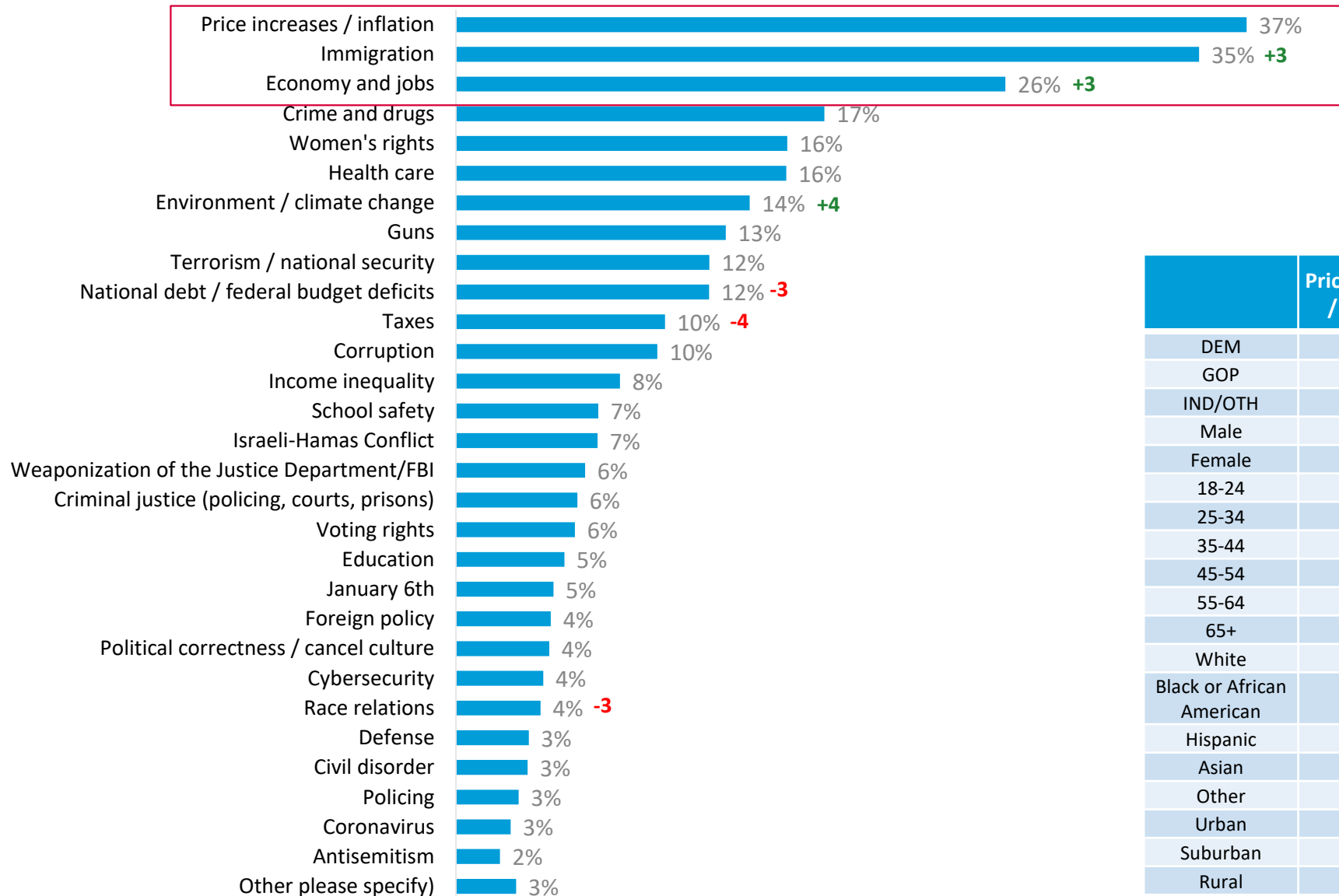
Row %	Favorable (NET)	Unfavorable (NET)	GAP
U.S. Military	79%	10%	68%
Police	66%	23%	43%
FBI	53%	32%	21%
Facebook	52%	35%	17%
NATO	48%	25%	23%
Department of Justice	46%	35%	11%
Ukraine	46%	30%	16%
Israel	45%	29%	16%
Black Lives Matter	44%	41%	3%
CNN	44%	39%	5%
U.S. Supreme Court	44%	41%	4%
Fox News	44%	42%	2%
MSNBC	38%	35%	3%
X (formerly known as Twitter)	37%	38%	0%
MAGA Republicans	35%	44%	-9%
Campus protesters	21%	54%	-33%
China	16%	65%	-49%
Palestinian Authority	13%	49%	-36%
Antifa	11%	48%	-37%
Hamas	8%	66%	-58%

F1. Now we will show you some names and groups. Please indicate if you have a favorable or unfavorable view of that person or group – or if you’ve never heard of them.



# IMMIGRATION AND INFLATION REMAIN THE TOP ISSUES FACING THE COUNTRY, WITH MORE SAYING IMMIGRATION, THE ECONOMY, AND THE ENVIRONMENT ARE IMPORTANT ISSUES THIS MONTH

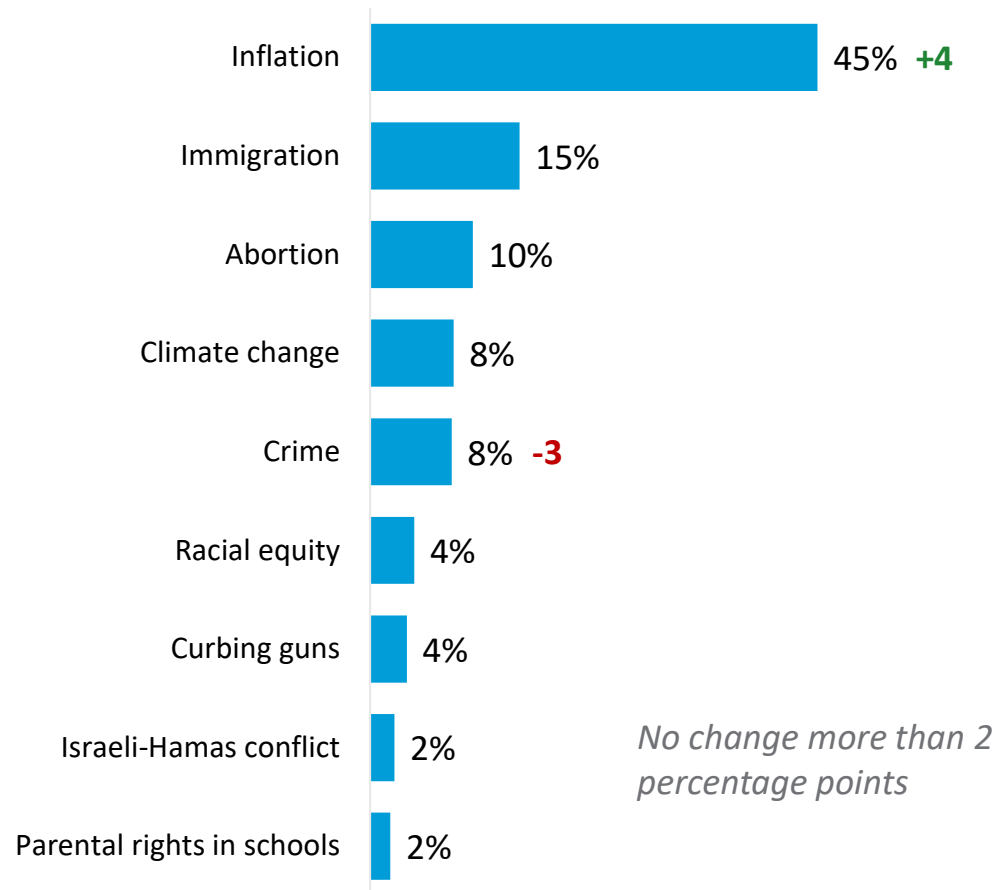
What would you say are the most important issues facing the country today?



	Price increases / inflation	Immigration
DEM	29%	20%
GOP	47%	51%
IND/OTH	37%	35%
Male	36%	38%
Female	39%	32%
18-24	27%	23%
25-34	34%	22%
35-44	38%	23%
45-54	37%	38%
55-64	43%	42%
65+	38%	51%
White	40%	40%
Black or African American	28%	18%
Hispanic	33%	27%
Asian	31%	30%
Other	36%	31%
Urban	31%	27%
Suburban	39%	36%
Rural	43%	45%

# INFLATION CONTINUES TO BE THE DOMINANT ISSUES FACING VOTERS PERSONALLY, UP +4PTS FROM MAY

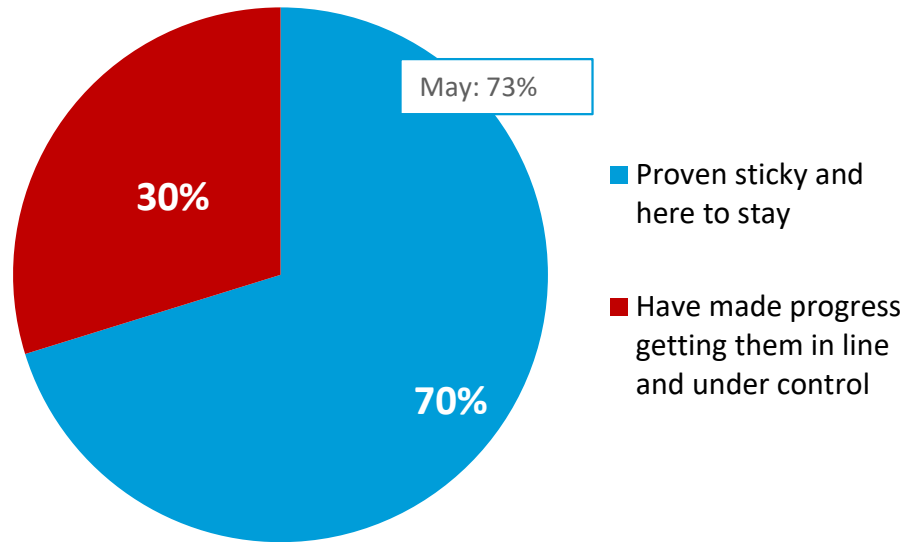
Which of these issues is most important to you personally?



Column %	DEM	GOP	IND/OTH
Inflation	38%	53%	45%
Immigration	6%	24%	15%
Abortion	13%	7%	11%
Climate change	15%	1%	8%
Crime	10%	7%	7%
Racial equity	8%	2%	4%
Curbing guns	5%	1%	5%
Israeli-Hamas conflict	3%	2%	3%
Parental rights in schools	2%	3%	1%

# A STRONG MAJORITY OF VOTERS AGREE THAT PRICE HIKES AND INFLATION HAVE PROVEN TO BE STICKY

Have price rises and inflation proven to be sticky and here to stay, or have we made progress getting them in line and under control?



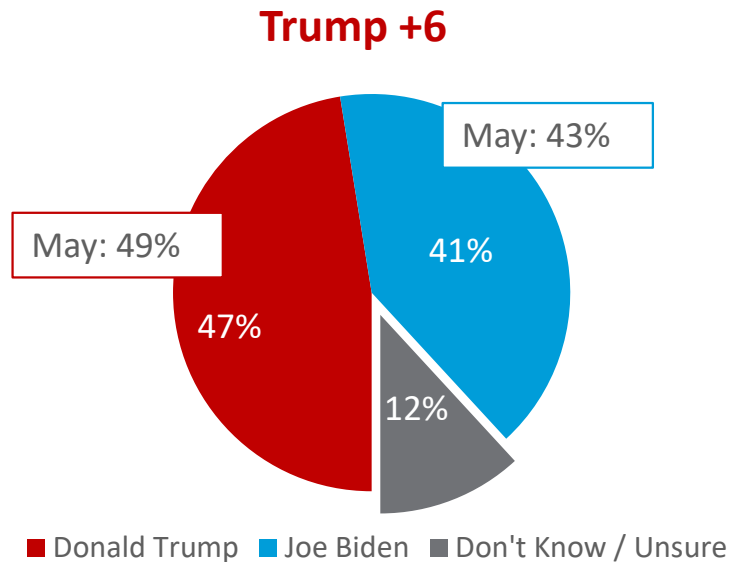
Row %	Proven sticky and here to stay	Have made progress getting them in line and under control
DEM	55%	45%
GOP	86%	14%
IND/OTH	70%	30%
Male	66%	34%
Female	74%	26%
18-24	71%	29%
25-34	66%	34%
35-44	70%	30%
45-54	73%	27%
55-64	71%	29%
65+	72%	28%
White	73%	27%
Black or African American	64%	36%
Hispanic	64%	36%
Asian	63%	37%
Other	79%	21%
Urban	68%	32%
Suburban	69%	31%
Rural	78%	22%

# **NOMINATIONS & THE HORSERACE**

# TRUMP IS +6 PTS AHEAD OF BIDEN IN THE HORSERACE, THOUGH HIS MARGIN TIGHTENS A BIT WHEN UNDECIDEDS ARE INCLUDED

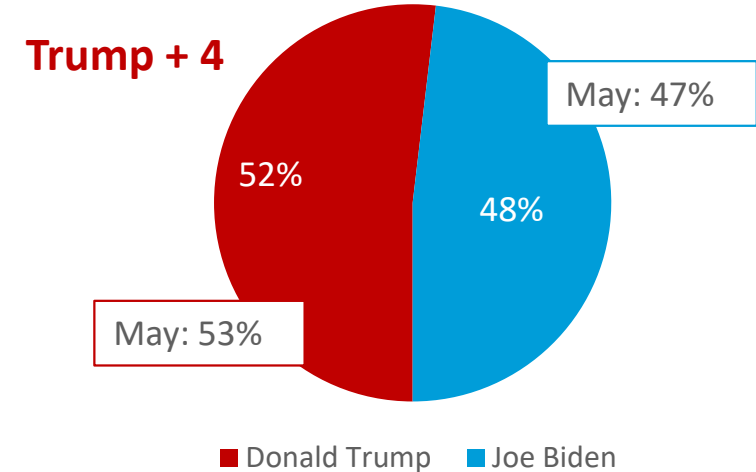
## Biden vs GOP Nominees Horserace:

If the 2024 election for President were held today and it was between Donald Trump, the Republican and Joe Biden, the Democrat, who would you vote for?



Column %	DEM	GOP	IND/OTH
Donald Trump	8%	92%	42%
Joe Biden	82%	5%	32%
Don't Know / Unsure	10%	3%	26%

If you had to choose, would you vote for Donald Trump or Joe Biden? *First Choice + Leaners*



Column %	DEM	GOP	IND/OTH
Donald Trump	10%	94%	53%
Joe Biden	90%	6%	47%

H1: If the 2024 election for President were held today and it was between Donald Trump, the Republican and Joe Biden, the Democrat, who would you vote for?

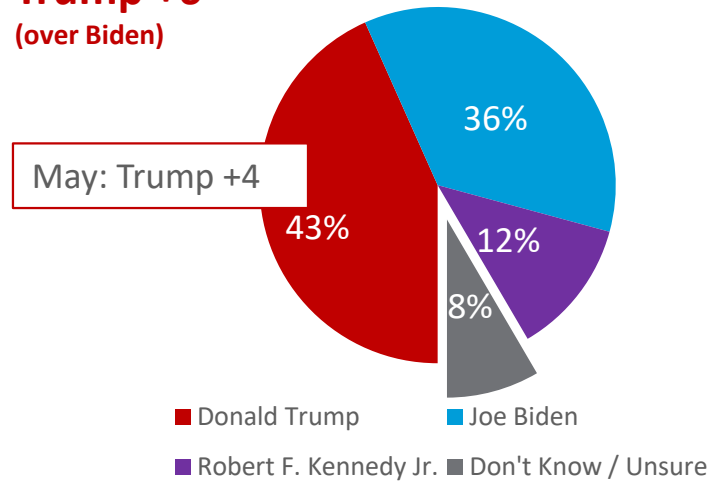
H1LEAN: And if you had to choose, would you vote for Donald Trump or Joe Biden?

# TRUMP ENJOYS A +6PT LEAD IN THE 3-WAY HORSERACE WITH BIDEN AND RFK JR.

## Biden vs GOP Nominees Horserace:

If the 2024 election for President were held today and it was between **Donald Trump**, the Republican, **Joe Biden**, the Democrat, and **Robert F. Kennedy Jr.**, the Independent, who would you vote for?

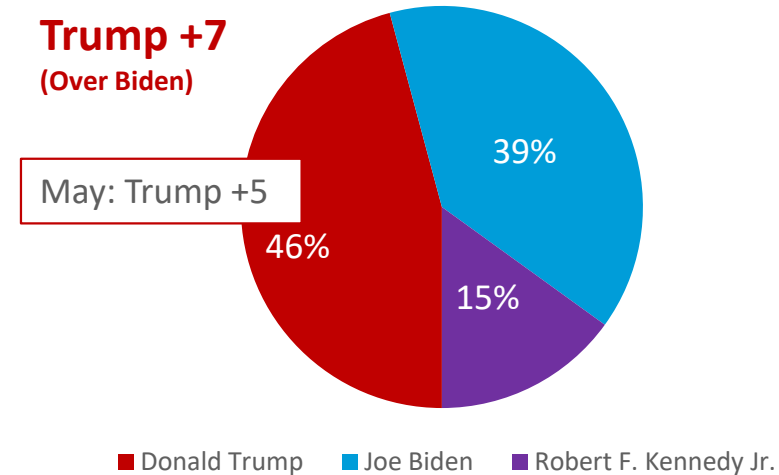
**Trump +6**  
(over Biden)



Column %	DEM	GOP	IND/OTH
Donald Trump	7%	86%	36%
Joe Biden	74%	4%	26%
Robert F. Kennedy Jr.	12%	6%	21%
Don't Know / Unsure	6%	4%	18%

If you had to choose, would you vote for Donald Trump, Joe Biden, or Robert F. Kennedy Jr.? *First Choice + Leaners*

**Trump +7**  
(Over Biden)



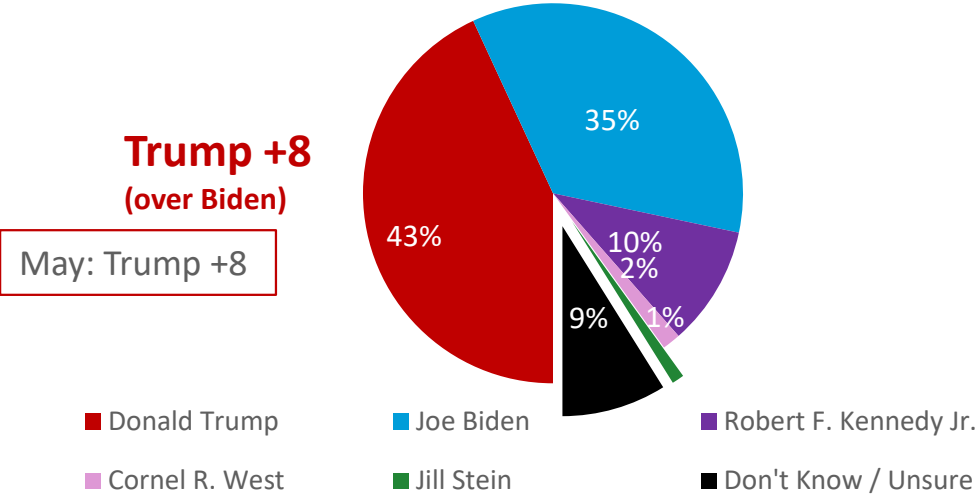
Column %	DEM	GOP	IND/OTH
Donald Trump	8%	89%	41%
Joe Biden	78%	4%	32%
Robert F. Kennedy Jr.	14%	7%	27%

H6: If the 2024 election for President were held today and it was between Donald Trump, the Republican, Joe Biden, the Democrat, and Robert F. Kennedy Jr., the Independent, who would you vote for?

H6LEAN: And if you had to choose, would you vote for Donald Trump, Joe Biden, or Robert F. Kennedy Jr.?

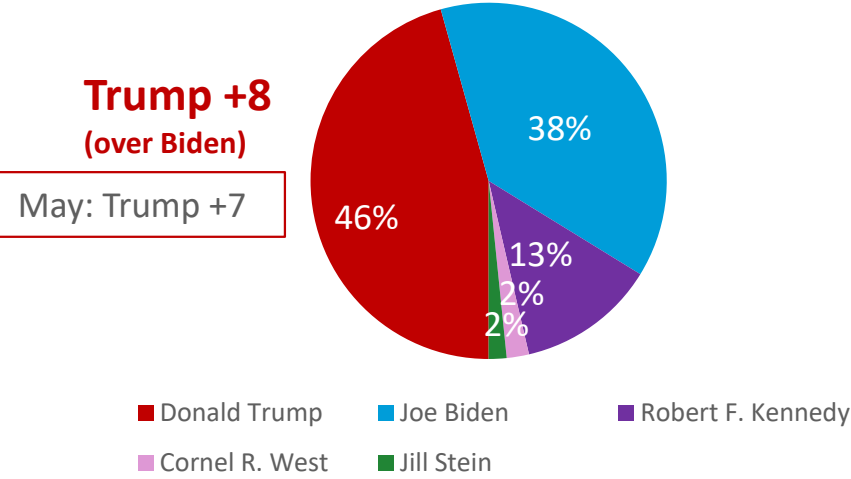
# TRUMP'S LEAD INCREASES TO +8PTS IN THE 5-WAY RACE WITH STEIN AND WEST

If the 2024 election for President were held today and it was between **Donald Trump**, the Republican, **Joe Biden**, the Democrat, **Robert F. Kennedy Jr.**, the Independent, **Cornel R. West**, the Independent, and **Jill Stein**, the Green Party candidate who would vote for?



Column %	DEM	GOP	IND/OTH
Donald Trump	6%	86%	36%
Joe Biden	74%	4%	24%
Robert F. Kennedy Jr.	10%	6%	17%
Cornel R. West	1%	0%	3%
Jill Stein	1%	0%	2%
Don't Know / Unsure	8%	4%	18%

And if you had to choose, would you vote for Donald Trump, Joe Biden, Robert F. Kennedy Jr., Cornel West, or Jill Stein? *First Choice + Leaners*



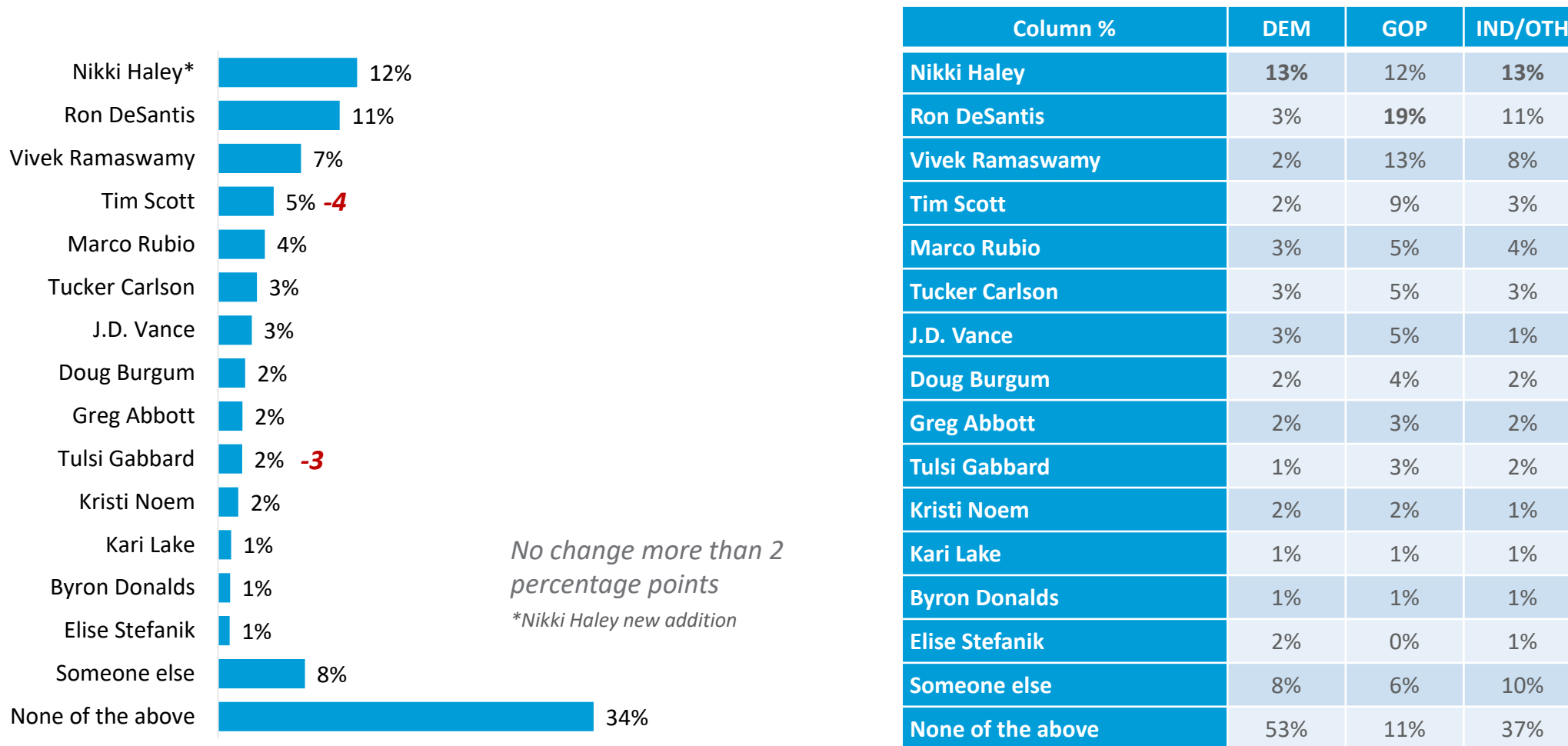
Column %	DEM	GOP	IND/OTH
Donald Trump	7%	89%	41%
Joe Biden	78%	4%	29%
Robert F. Kennedy Jr.	12%	6%	22%
Cornel R. West	2%	1%	4%
Jill Stein	2%	0%	3%

H9: If the 2024 election for President were held today and it was between Donald Trump, the Republican, Joe Biden, the Democrat, Robert F. Kennedy Jr., the Independent, Cornel R. West, the Independent, and Jill Stein, the Green Party candidate who would vote for?

H9LEAN: And if you had to choose, would you vote for Donald Trump, Joe Biden, Robert F. Kennedy Jr., Cornel West, or Jill Stein?

# DESANTIS AND HALEY ARE THE PREFERRED GOP AND INDEPENDENT VOTER PICKS FOR TRUMP'S RUNNING MATE

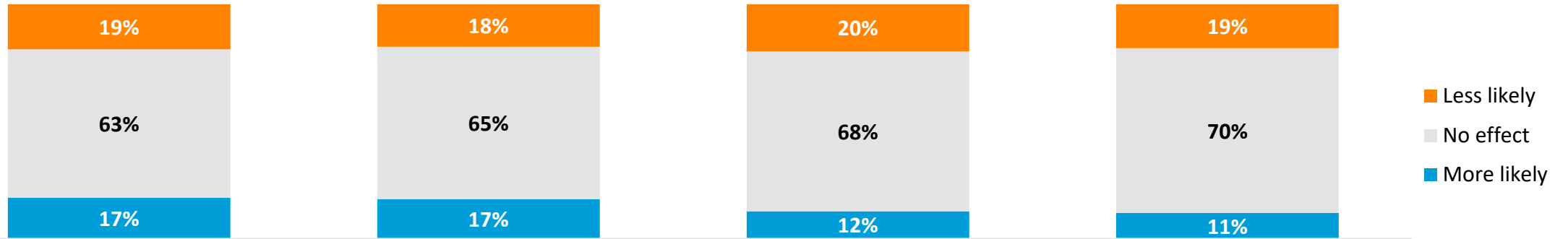
Who would you like to see Donald Trump select as his vice-presidential running mate in the 2024 presidential election?





# MARCO RUBIO AND TIM SCOTT GIVE TRUMP THE MOST TRACTION WITH THE GENERAL ELECTORATE AS VP CANDIDATES

For each of the following, please indicate if, as Donald Trump's Vice President nomination, they would make you more or less likely to vote for Donald Trump, or whether it has no effect:



**Marco Rubio**

**Tim Scott**

**JD Vance**

**Doug Burgum**

% say more likely	Marco Rubio
GOP	25%
GOP + IND/OTH	20%
Decided voters	18%
Strong Republican	29%
Male	24%
25-34	20%
35-44	21%
65+	19%
White	18%
Hispanic	19%
4 year college +	19%
Urban	20%

% say more likely	Tim Scott
GOP	25%
GOP + IND/OTH	19%
Decided voters	18%
Strong Republican	30%
Male	23%
18-24	19%
35-44	18%
45-54	19%
65+	18%
White	18%
4 year college +	19%
Rural	19%

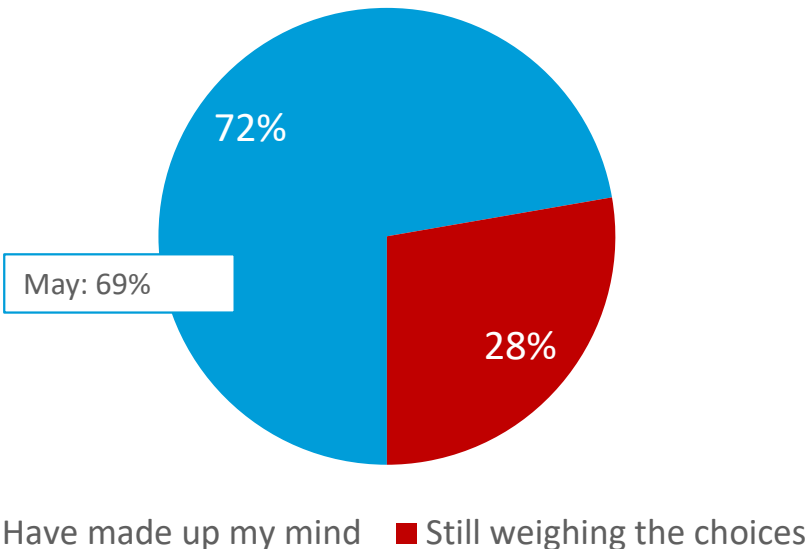
% say more likely	JD Vance
GOP	16%
Decided voters	13%
Strong Republican	19%
Male	15%
18-24	15%
25-34	13%
35-44	13%
45-54	13%
Black	14%
4 year college+	14%
Urban	15%

% say more likely	Doug Burgum
GOP	15%
GOP + IND/OTH	12%
Decided voters	12%
Strong Republican	19%
Male	15%
18-24	18%
25-34	14%
45-54	11%
4 year college+	13%
Urban	14%

# PRESIDENTIAL DEBATE

OVER 7 IN 10 VOTERS HAVE MADE UP THEIR MIND ABOUT WHO THEY WILL VOTE FOR, THOUGH OVER 2 IN 5 INDEPENDENTS SAY THEY ARE STILL WEIGHING THEIR CHOICES; BIDEN VOTERS MORE LIKELY TO SAY THEY ARE WEIGHING THEIR CHOICES

Have you made up your mind on who you will vote for in the 2024 presidential election or are you still weighing the choices?



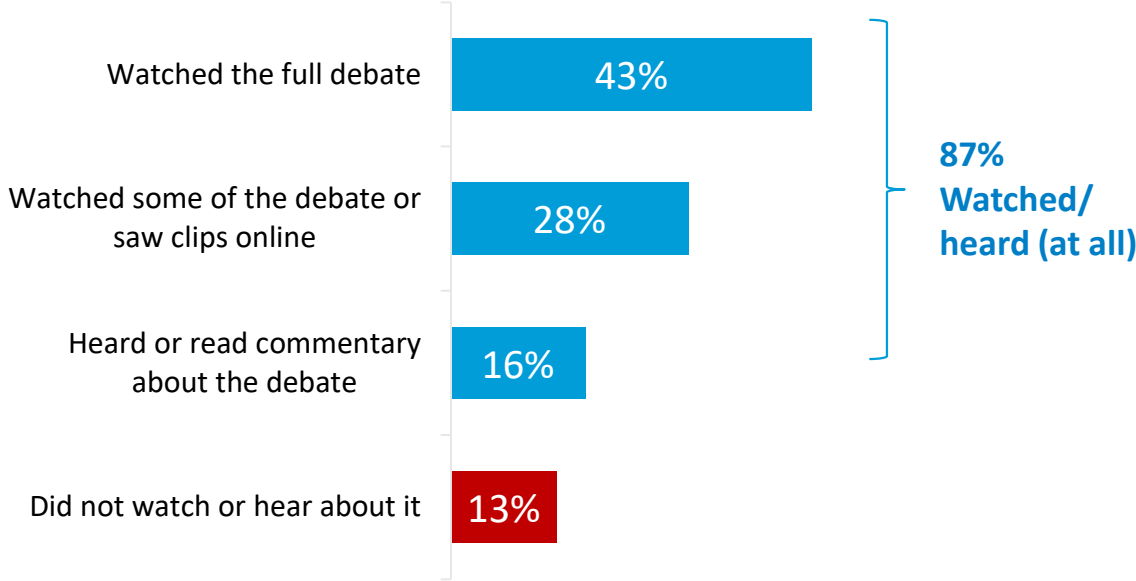
2024 vote choice

Column %	Donald Trump	Joe Biden
Have made up my mind	76%	68%
Still weighing the choices	24%	32%

Column %	Watched / heard (at all)	DEM	GOP	IND/OTH
Have made up my mind	75%	72%	84%	58%
Still weighing the choices	25%	28%	16%	42%

# ALMOST 9 IN 10 VOTERS FOLLOWED THE DEBATE IN SOME CAPACITY, INCLUDING 43% WHO WATCHED THE DEBATE IN FULL

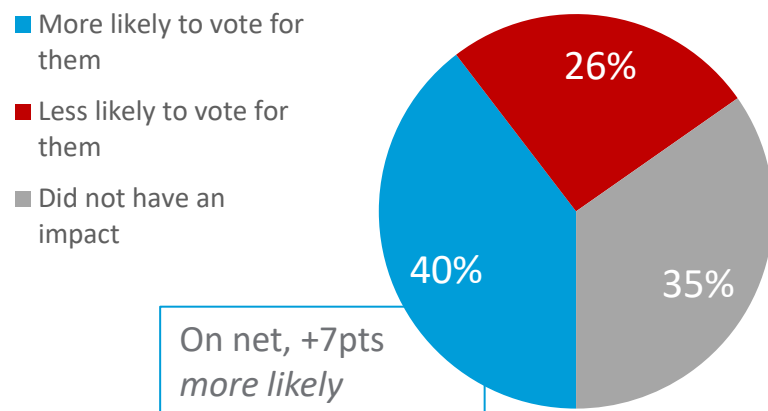
Did you watch or hear about the presidential debate between Joe Biden and Donald Trump this week on Thursday 27th June, or did you not have the chance to?



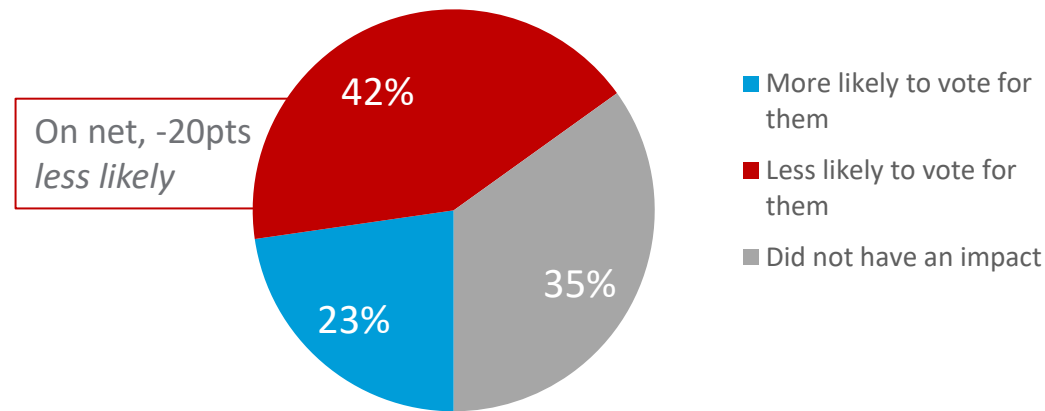
Column %	DEM	GOP	IND/OTH
Watched the full debate	39%	54%	34%
Watched some of the debate or saw clips online	31%	26%	28%
Heard or read commentary about the debate	17%	11%	21%
Did not watch or hear about it	13%	9%	17%

# 2 IN 5 VOTERS SAID THEY WERE MORE LIKELY TO VOTE FOR TRUMP AFTER THE DEBATE, WHILE LESS THAN 1 IN 4 SAID THE SAME FOR BIDEN

More/Less likely to vote for Trump



More/Less likely to vote for Biden



Column %	Watched / heard (at all)	DEM	GOP	IND/OTH
More likely to vote for them	42%	11%	74%	33%
Less likely to vote for them	27%	48%	4%	24%
Did not have an impact	31%	41%	22%	42%

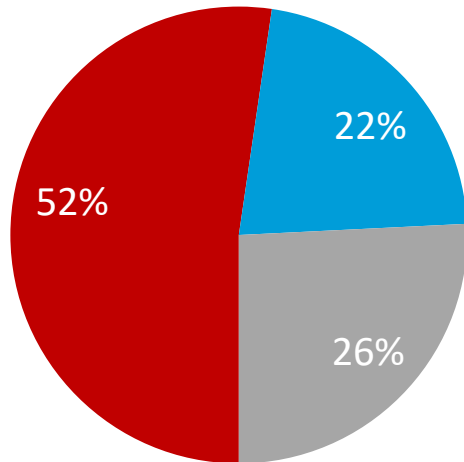
Column %	Watched / heard (at all)	DEM	GOP	IND/OTH
More likely to vote for them	23%	48%	3%	14%
Less likely to vote for them	45%	17%	67%	45%
Did not have an impact	32%	35%	30%	42%

DEB0602r1: Donald Trump - Did the presidential debate this week, on Thursday 27th June, make you more or less likely to vote for a candidate or did it not have an impact on your vote?

DEB0602r2: Joe Biden - Did the presidential debate this week, on Thursday 27th June, make you more or less likely to vote for a candidate or did it not have an impact on your vote?

# VOTERS SAY TRUMP HAD A BETTER DEBATE PERFORMANCE, ESPECIALLY AMONG THOSE WHO FOLLOWED THE DEBATE (+34PTS)

Who do you think had the best performance in the debate this week?



■ Donald Trump ■ Joe Biden ■ Unsure/Don't know

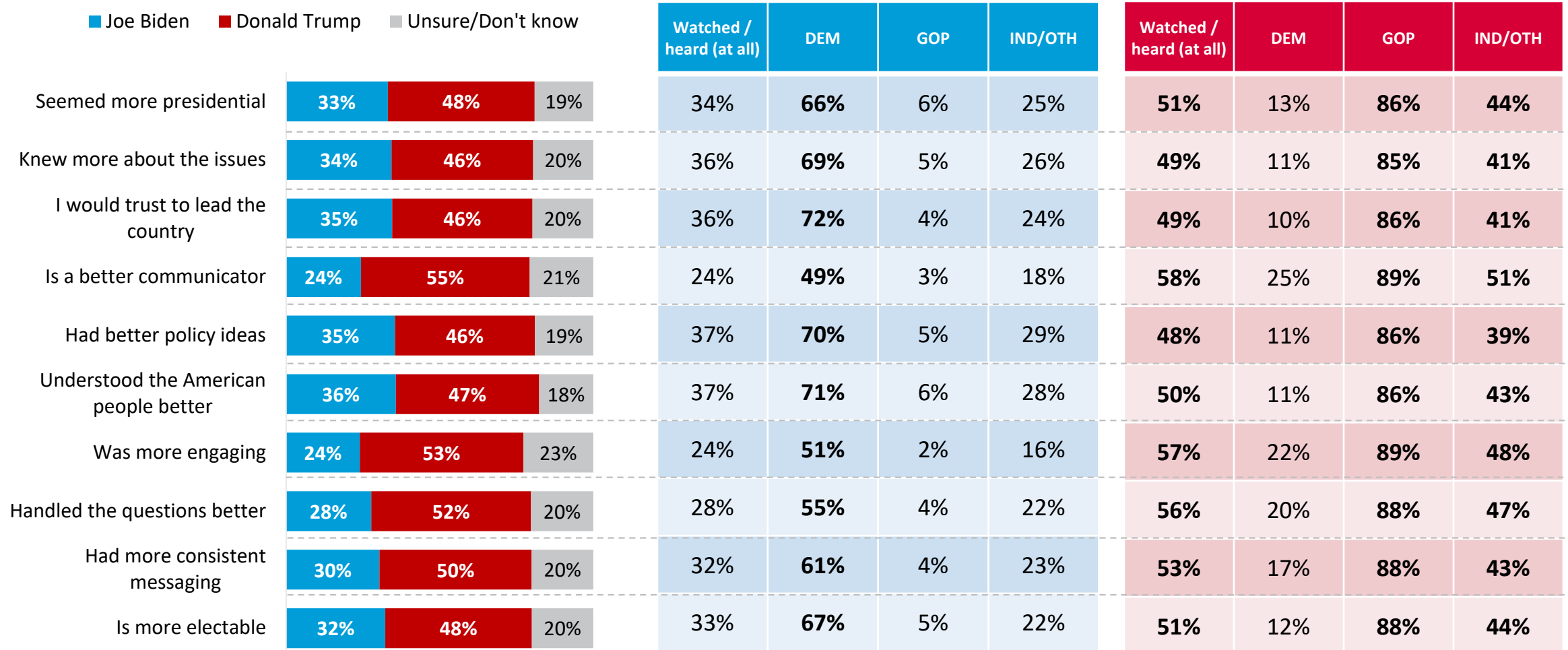
Column %	Watched / heard (at all)	DEM	GOP	IND/OTH
Donald Trump	57%	20%	89%	48%
Joe Biden	23%	46%	3%	14%
Unsure/Don't know	21%	34%	8%	38%

# BASED ON THE DEBATE, TRUMP WAS JUDGED AS BETTER ON KEY LEADERSHIP QUALITIES, ESPECIALLY BEING A BETTER COMMUNICATOR, MORE ENGAGING, AND HANDLING QUESTIONS

Based on the debate this week, who would you say...

Summary of **Biden**

Summary of **Trump**

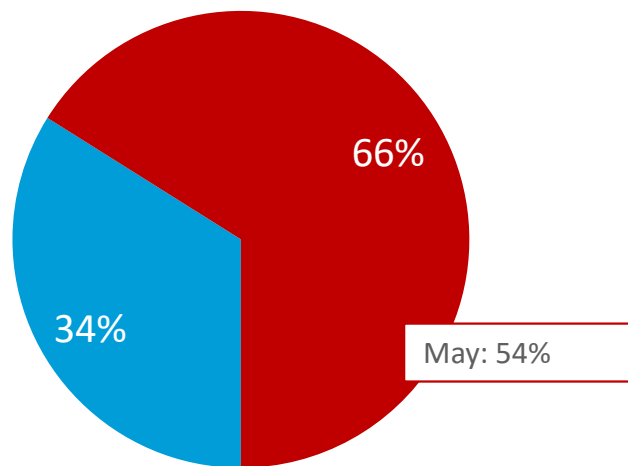


# BIDEN CONFIDENCE



# CONCERNS OVER BIDEN'S FITNESS FOR OFFICE HAVE WORSENERD SIGNIFICANTLY, SHOWING A 10-POINT RISE AFTER THE DEBATE

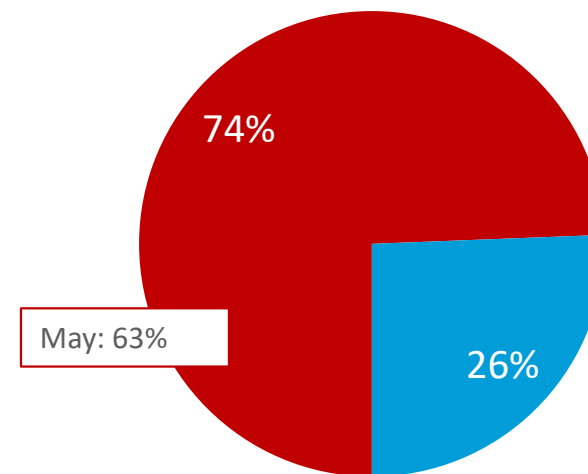
Is Joe Biden mentally fit to serve as President of the United States or do you have doubts about his fitness for office?  
(Split sample)



■ He is mentally fit ■ I have doubts about his fitness

Column %	DEM	GOP	IND/OTH
He is mentally fit	60%	14%	21%
I have doubts about his fitness	40%	86%	79%

Do you think Joe Biden is showing he is too old to be President or do you think he is showing he is fit to be president?  
(Split sample)



■ Showing he is too old ■ Showing he is fit to be president

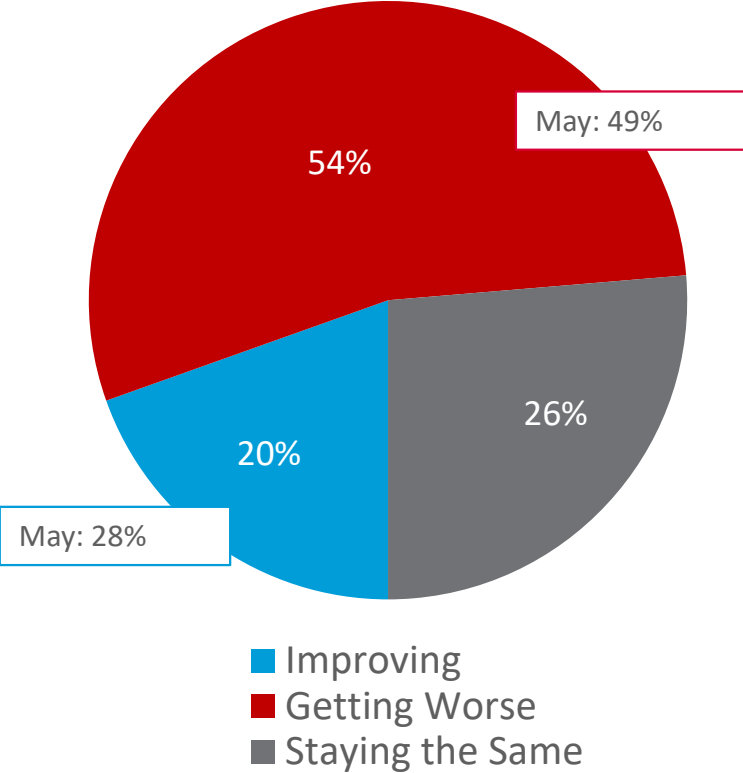
Column %	DEM	GOP	IND/OTH
Showing he is too old	48%	94%	81%
Showing he is fit to be president	52%	6%	19%

BID1. Is Joe Biden mentally fit to serve as President of the United States or do you have doubts about his fitness for office? Split sample

BID2. Do you think Joe Biden is showing he is too old to be President or do you think he is showing he is fit to be president? Split sample

# OVER HALF OF VOTERS NOW SAY BIDEN IS GETTING WORSE AS PRESIDENT, JUST 1 IN 5 SAY HE IS IMPROVING

Do you think Joe Biden is improving as a president, getting worse or staying the same?

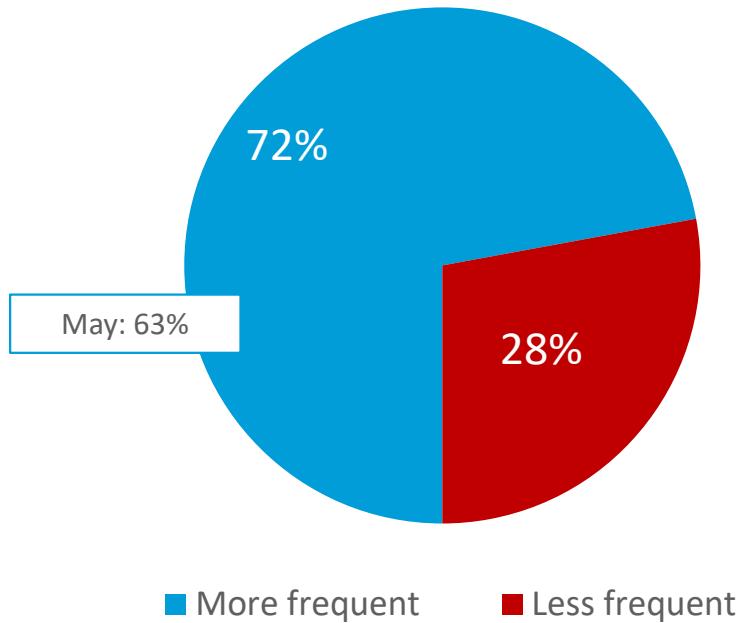


Column %	DEM	GOP	IND/OTH	Male	Female	18-24	25-34	35-44	45-54	55-64	65+
Improving	38%	4%	15%	23%	16%	24%	24%	26%	18%	17%	13%
Getting Worse	21%	<b>87%</b>	<b>55%</b>	<b>55%</b>	<b>53%</b>	<b>56%</b>	<b>50%</b>	<b>50%</b>	<b>54%</b>	<b>52%</b>	<b>61%</b>
Staying the Same	<b>41%</b>	9%	29%	22%	31%	20%	25%	25%	28%	30%	26%

Column %	White	Black or African American	Hispanic	Asian	Other	Urban	Suburban	Rural
Improving	16%	33%	24%	17%	18%	27%	18%	13%
Getting Worse	<b>60%</b>	33%	<b>49%</b>	<b>53%</b>	<b>47%</b>	<b>46%</b>	<b>55%</b>	<b>64%</b>
Staying the Same	24%	<b>34%</b>	27%	31%	35%	27%	27%	23%

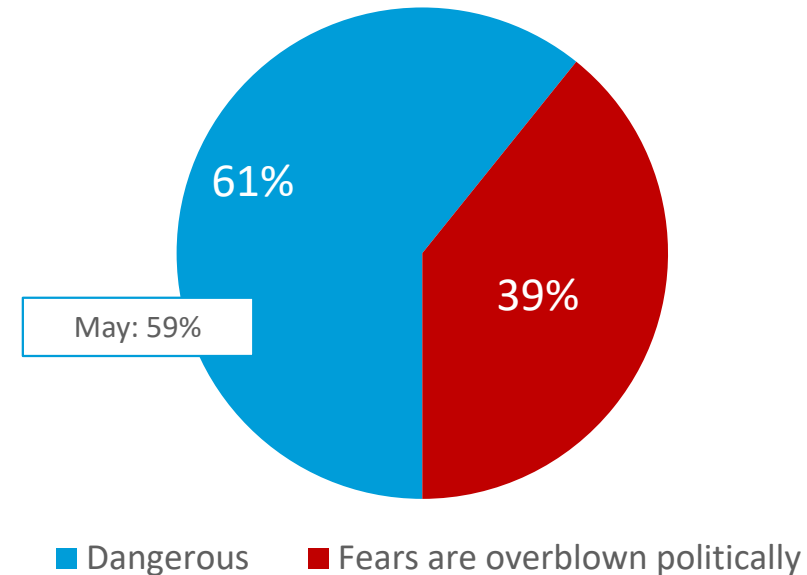
# OVER 7 IN 10 VOTERS SAY BIDEN'S PUBLIC LAPSES ARE MORE FREQUENT THESE DAYS AND MOST ARE CONCERNED IT IS DANGEROUS FOR THE COUNTRY

Are President Biden's public lapses, if any, more or less frequent these days?



Column %	DEM	GOP	IND/OTH
More frequent	59%	86%	71%
Less frequent	41%	14%	29%

Is electing a President who raises questions about age, failing memory, or lapsed concentration potentially dangerous for the country, or are such fears being overblown politically?



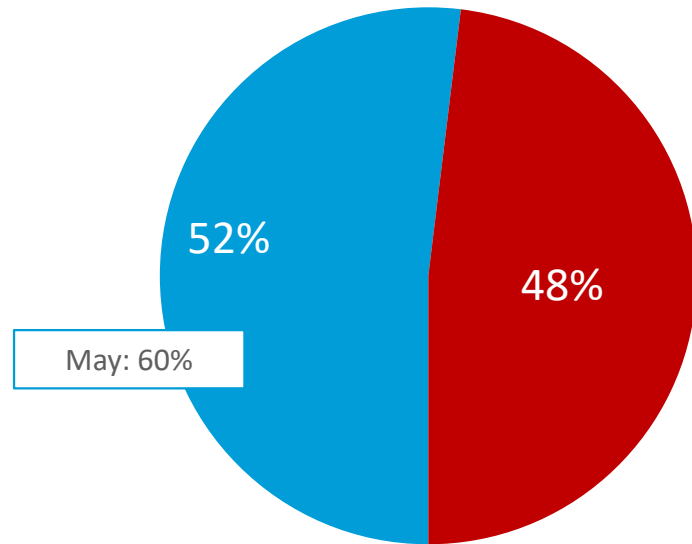
Column %	DEM	GOP	IND/OTH
Dangerous	36%	84%	64%
Fears are overblown politically	64%	16%	36%

BID0210: Are President Biden's public lapses, if any, more or less frequent these days?

BID0211: Is electing a President who raises questions about age, failing memory or lapsed concentration potentially dangerous for the country or are such fears being overblown politically?

# 1 IN 2 VOTERS THINK JOE BIDEN HELPED WITH HUNTER'S BUSINESS DEALINGS, AND 3 IN 5 SAY HUNTER'S PROSECUTIONS ARE FAIR AND UNBIASED

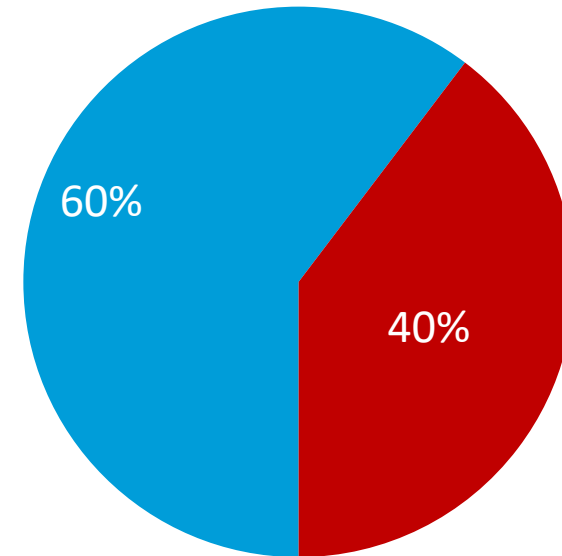
Do you think that Joe Biden helped and participated in Hunter Biden's business, or did he not participate or help his son's business dealings?



■ Participated in Hunter Biden's business ■ Did not participate

Column %	DEM	GOP	IND/OTH	Followed Hunter trial closely
Participated in Hunter Biden's business	24%	80%	52%	61%
Did not participate	76%	20%	48%	39%

Do you think the prosecutions of Hunter Biden are fair and unbiased or are they politically motivated?



■ Fair and unbiased ■ Politically motivated

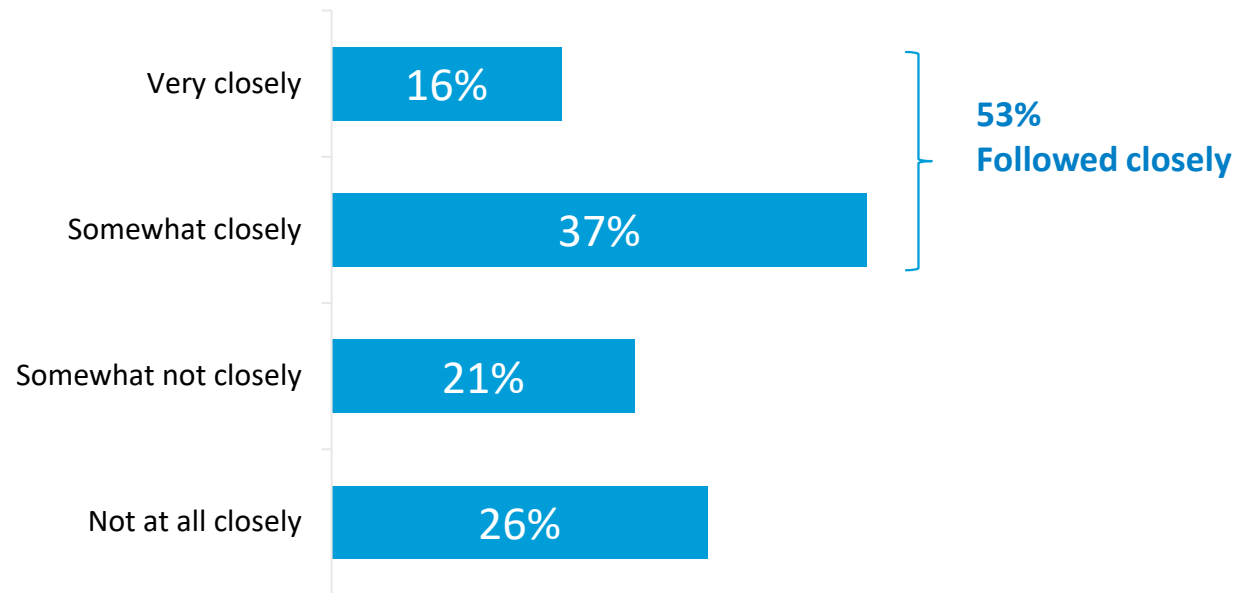
Column %	DEM	GOP	IND/OTH	Followed Hunter trial closely
Fair and unbiased	52%	68%	62%	66%
Politically motivated	48%	32%	38%	34%

BID4: Do you think that Joe Biden helped and participated in Hunter Biden's business, or did he not participate or help his son's business dealings?

BID0601: Do you think the prosecutions of Hunter Biden are fair and unbiased or are they politically motivated?

# HALF OF VOTERS SAY THEY PAID AT LEAST SOMEWHAT CLOSE ATTENTION TO HUNTER BIDEN'S RECENT TRIAL

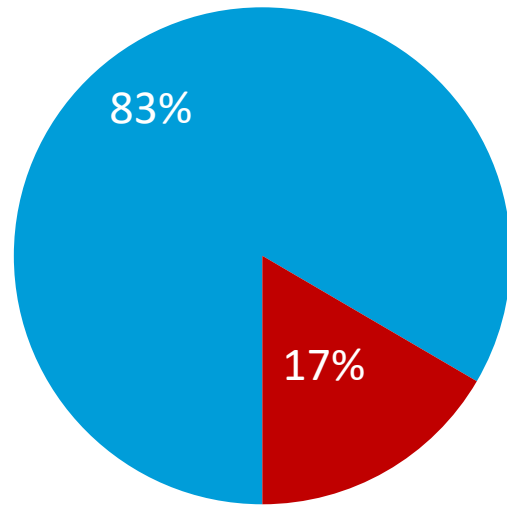
How closely did you pay attention to Hunter Biden's recent criminal trial related to lying about his drug use to buy a gun?



Column %	DEM	GOP	IND/OTH
Very closely	15%	22%	9%
Somewhat closely	35%	39%	37%
Somewhat not closely	20%	21%	22%
Not at all closely	30%	17%	32%

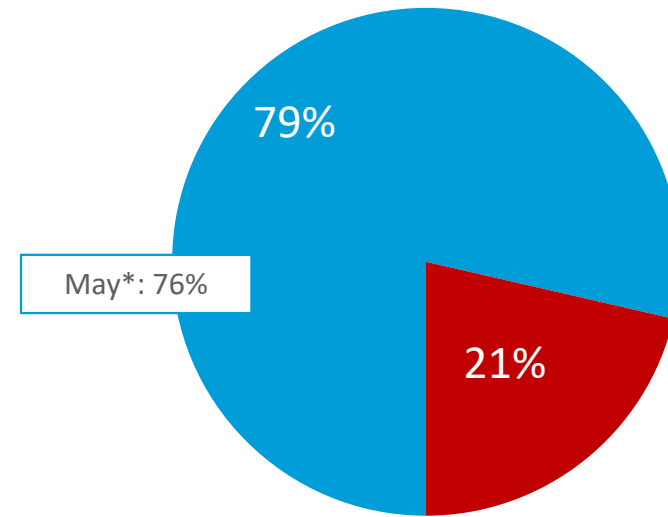
# THERE IS CONSENSUS AMONG VOTERS THAT HUNTER BIDEN'S RECENT TRIAL WAS FAIR, AND 4 IN 5 THINK HE IS GUILTY OF TAX EVASION

Hunter Biden was found guilty by a grand jury of three felonies related to lying about his drug use when buying a gun. Do you think he received a fair trial or not?



■ Fair ■ Not fair

Do you think Hunter Biden is guilty of tax evasion in his other criminal case or not guilty of tax evasion?



■ Guilty ■ Not guilty

Column %	DEM	GOP	IND/OTH	Followed Hunter trial closely
Fair	79%	90%	82%	86%
Not fair	21%	10%	18%	14%

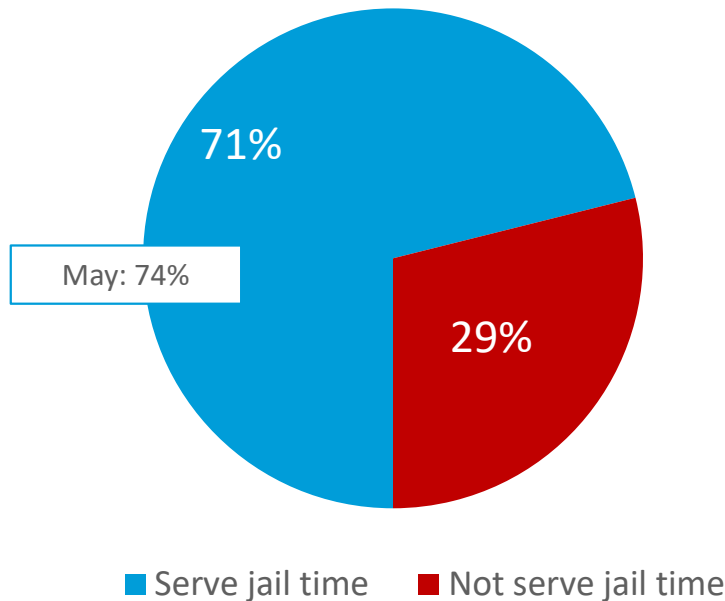
Column %	DEM	GOP	IND/OTH	Followed Hunter trial closely
Guilty	61%	95%	81%	81%
Not guilty	39%	5%	19%	19%

BID0603: Hunter Biden was found guilty by a grand jury of three felonies related to lying about his drug use when buying a gun. Do you think he received a fair trial or not?  
 BID0223: Do you think Hunter Biden is guilty of tax evasion in his other criminal case or not guilty of tax evasion?

\*May question wording: Do you think Hunter Biden is guilty of tax evasion or not guilty of tax evasion?

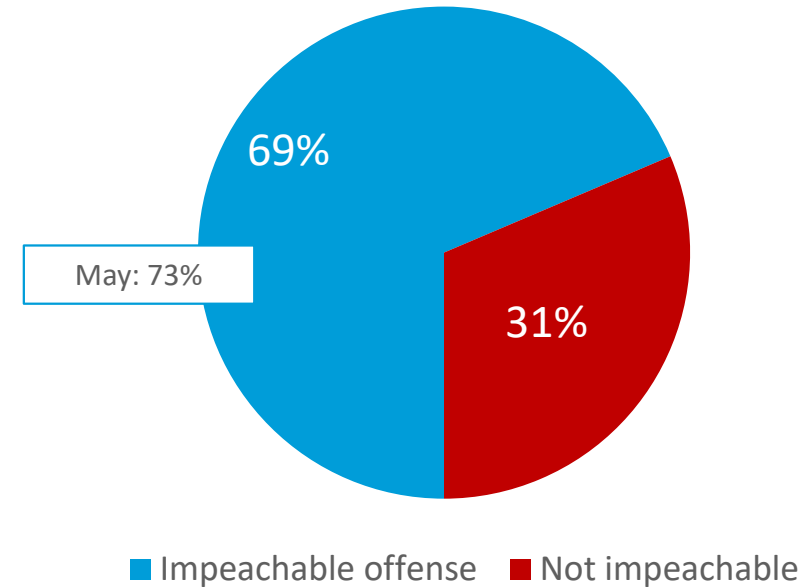
# 7 IN 10 SAY HUNTER SHOULD SERVE JAIL TIME IF CONVICTED AND IF JOE BIDEN WAS HELPING IT IS AN IMPEACHABLE OFFENSE

Do you think if convicted of tax evasion that Hunter Biden should serve jail time or should he not serve jail time?



Column %	DEM	GOP	IND/OTH	Followed Hunter trial closely
Serve jail time	53%	87%	74%	74%
Not serve jail time	47%	13%	26%	26%

Do you think that if Joe Biden was working with his son and brother to help bring in multimillion dollar fees from China, Russia, and the Ukraine while he was vice president, would you consider that an impeachable offense or not impeachable?



Column %	DEM	GOP	IND/OTH	Followed Hunter trial closely
Impeachable offense	48%	89%	69%	74%
Not impeachable	52%	11%	31%	26%

BID0224: Do you think if convicted of tax evasion that Hunter Biden should serve jail time or should he not serve jail time?

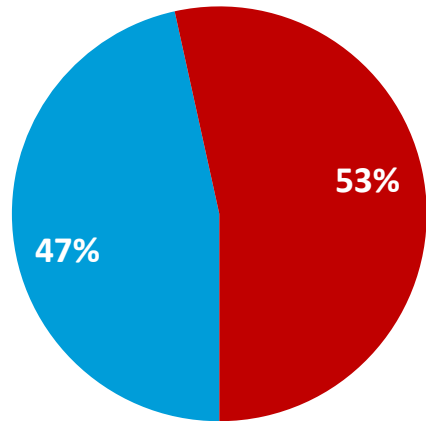
BID0225: Do you think that if Joe Biden was working with his son and brother to help bring in multimillion dollar fees from China, Russia and the Ukraine while he was vice president, would you consider that an impeachable offense or not impeachable?

# TRUMP CONFIDENCE



# A SLIM MAJORITY THINK TRUMP'S RECENT CONVICTION WAS A POLITICAL TRIAL; VOTERS SPLIT OVER IF HIS ELECTION WOULD BE A THREAT TO DEMOCRACY OR NOT

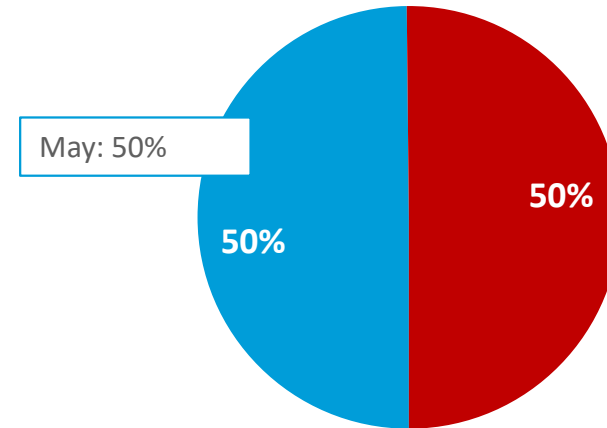
Do you think Donald Trump's conviction over business records in New York means that he is a felon or was this a political trial that will likely be reversed eventually?



■ Felon ■ Political trial

Column %	DEM	GOP	IND/OTH
Felon	78%	12%	50%
Political trial	22%	88%	50%

Do you think Donald Trump is a threat to democracy if he is elected president or is he not a threat to democracy if elected?



■ Threat to democracy ■ Not a threat

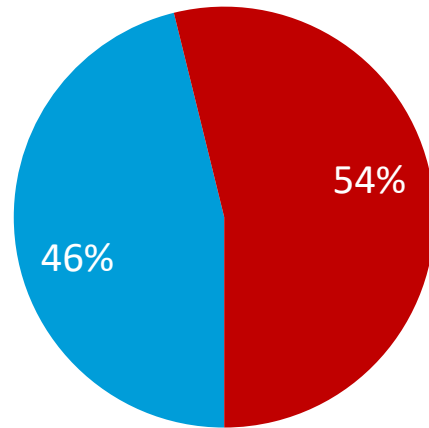
Column %	DEM	GOP	IND/OTH
Threat to democracy	85%	13%	50%
Not a threat	15%	87%	50%

TMP0601: Do you think Donald Trump's conviction over business records in New York means that he is a felon or was this a political trial that will likely be reversed eventually?

TMP4: Do you think Donald Trump is a threat to democracy if he is elected president or is he not a threat to democracy if elected?

# MOST VOTERS FEEL DEMOCRATS ARE USING THE LEGAL SYSTEM IN A BIASED WAY TO TAKE OUT POLITICAL OPPONENTS

Are Democrats engaged in lawfare or are the prosecutions of Donald Trump fair and unrelated?



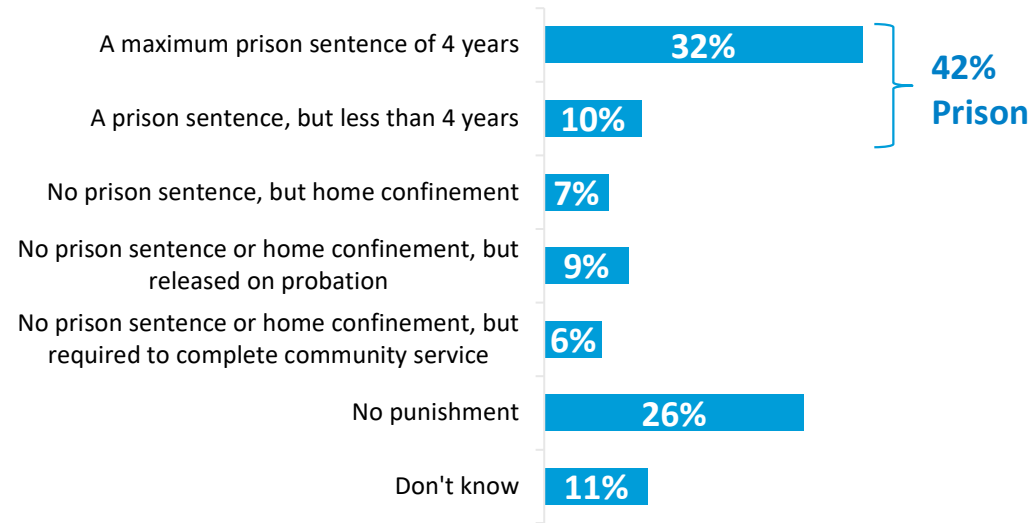
- Prosecutions of Trump are fair and unrelated to politics
- Democrats are engaged in using the legal system in biased ways to take out a political opponent

Column %	DEM	GOP	IND/OTH
Prosecutions of Trump are fair and unrelated to politics	73%	18%	46%
Democrats are engaged in using the legal system in biased ways to take out a political opponent	27%	82%	54%

**SPLIT SAMPLE: DJT0220.** Do you think the Democrats today are engaged in lawfare – a campaign using the government and the legal system in biased ways to take out a political opponent or do you think the prosecutions of Donald Trump are fair and unrelated to politics? | **DJT0221.** Do you think the legal prosecutions of Donald Trump are fair and unrelated to politics or do you think the Democrats today are engaged in lawfare – a campaign using the government and the legal system in biased ways to take out a political opponent?  
**DJT0220/DJT0221 Merged:** Are Democrats engaged in lawfare or are the prosecutions of Donald Trump fair and unrelated?

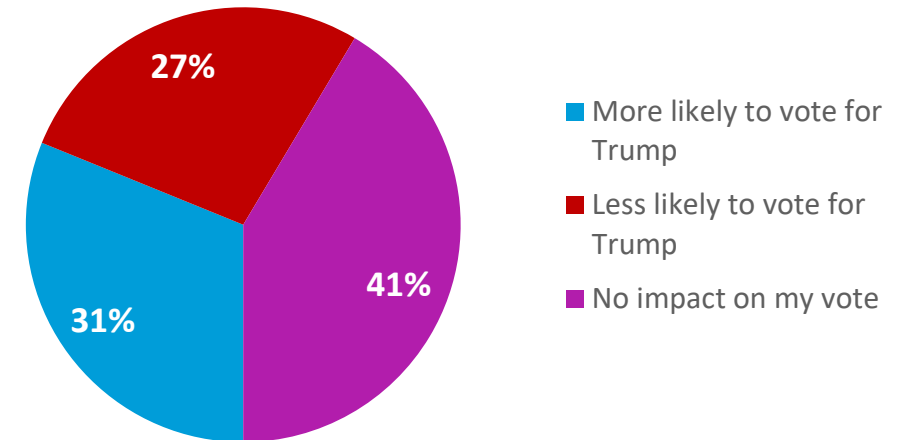
# 2 IN 5 VOTERS FEEL TRUMP SHOULD RECEIVE A PRISON SENTENCE FOR HIS GUILTY VERDICT IN THE HUSH MONEY CASE, BUT A PLURALITY SAY THE VERDICT HAS NO IMPACT IN THEIR VOTE CHOICE

Which of the following, if any, do you think Donald Trump should receive as the punishment? Should Donald Trump



Column %	DEM	GOP	IND/OTH
Any prison (NET)	73%	12%	39%
Other punishment (NET)	17%	25%	22%
No punishment	3%	54%	21%
Don't know	7%	9%	17%

Does the verdict make you more or less likely to vote for Donald Trump in November, or does the verdict have no impact on your vote?



Column %	DEM	GOP	IND/OTH
More likely to vote for Trump	9%	58%	25%
Less likely to vote for Trump	47%	7%	27%
No impact on my vote	43%	34%	48%

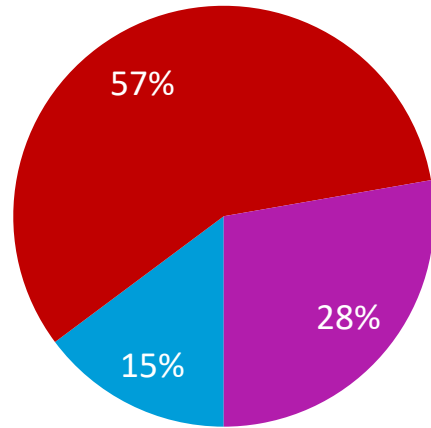
DJT0607: Donald Trump is scheduled to be sentenced in July and faces up to 4 years of imprisonment but could also receive a lesser punishment. Which of the following, if any, do you think Donald Trump should receive as the punishment?

DJT0608: Does the verdict make you more or less likely to vote for Donald Trump in November, or does the verdict have no impact on your vote?

# IMMIGRATION

# MOST VOTERS SAY THE PROBLEM AT THE BORDER IS GETTING WORSE, AND BELIEVE THAT BIDEN SHOULD MAKE IT TOUGHER TO ENTER ILLEGALLY

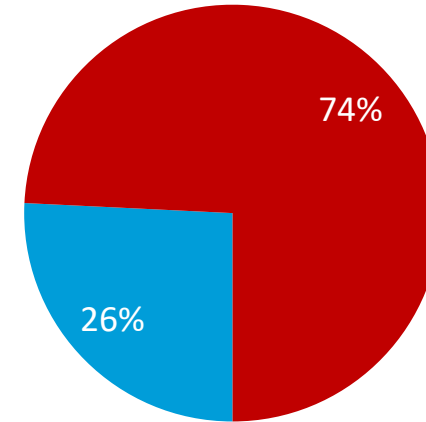
Is the immigration problem at the border getting better, worse, or staying the same?



■ Better ■ Worse ■ Staying the same

Column %	DEM	GOP	IND/OTH
Better	26%	6%	11%
Worse	35%	81%	57%
Staying the same	39%	14%	31%

Do you think the Biden administration should keep its border policies the same or make it tougher to get into the US illegally?



■ Keep border policies the same ■ Make it tougher to get into the US illegally

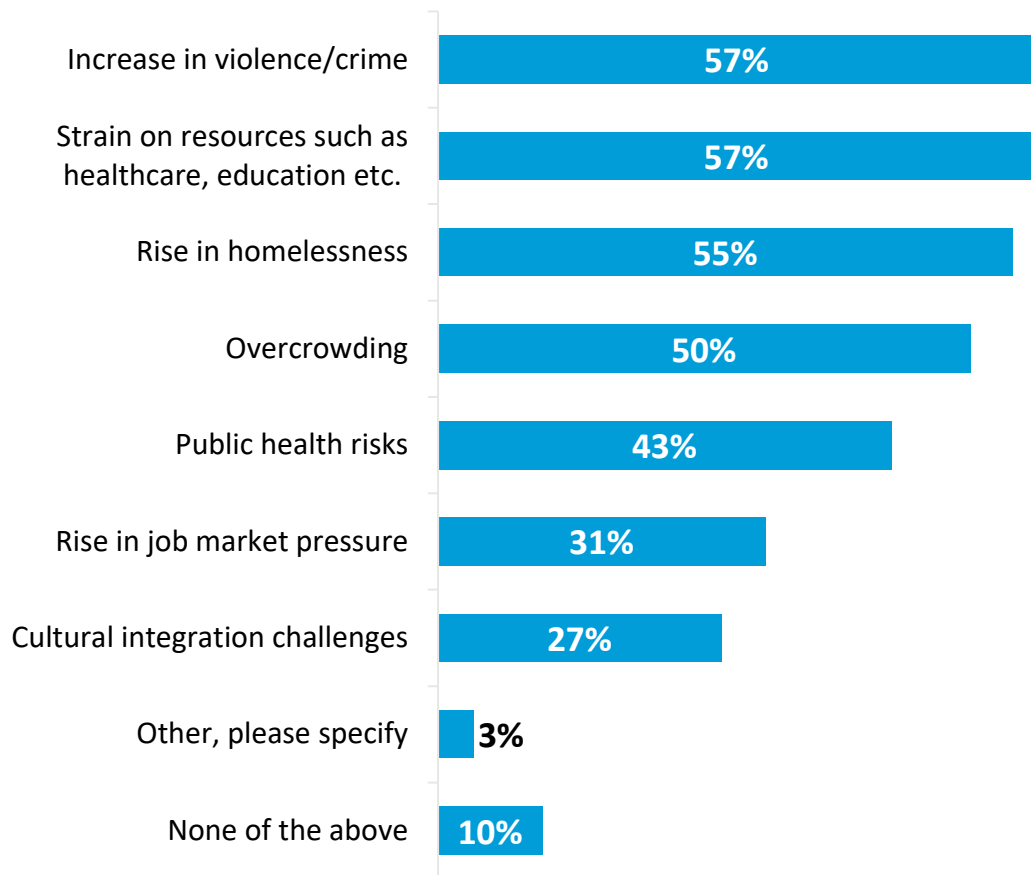
Column %	DEM	GOP	IND/OTH
Keep border policies the same	39%	12%	26%
Make it tougher to get into the US illegally	61%	88%	74%

IMM0601: Is the immigration problem at the border getting better, worse or staying the same?

IMM0602: Do you think the Biden administration should keep its border policies the same or make it tougher to get in the US illegally?

# OVER 1 IN 2 VOTERS SAY AN INCREASE IN CRIME, STRAIN ON RESOURCES, AND RISE IN HOMELESSNESS ARE THE MAIN ISSUES CAUSED BY MASS IMMIGRATION

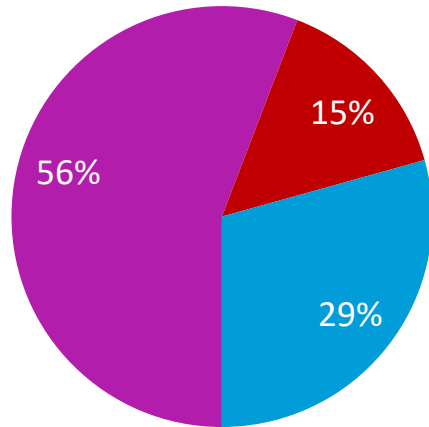
What are the top issues, if any, caused by mass immigration?



Column %	DEM	GOP	IND/OTH
Increase in violence/crime	39%	76%	55%
Strain on resources such as healthcare, education etc.	44%	68%	59%
Rise in homelessness	49%	60%	55%
Overcrowding	44%	60%	48%
Public health risks	32%	53%	44%
Rise in job market pressure	22%	42%	29%
Cultural integration challenges	22%	32%	26%
Other, please specify	3%	3%	5%
None of the above	14%	3%	14%

# OVER HALF OF VOTERS SAY BIDEN'S RECENT ASYLUM BAN IS TOO LITTLE, TOO LATE – AND BELIEVE THE DECISION WAS DRIVEN BY ELECTORAL POLITICS, WILL EVENTUALLY BE REVERSED

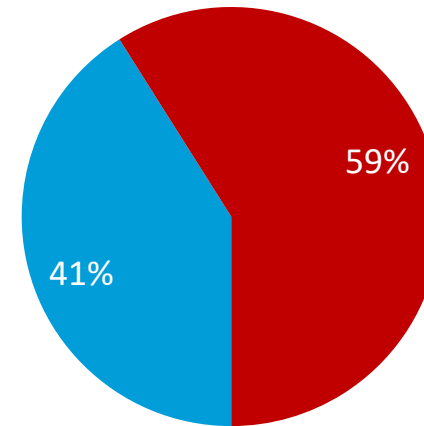
Recently, President Joe Biden has instituted an asylum ban on migrants caught illegally crossing the U.S.-Mexico border. Do you think this asylum ban by the Biden administration is too little, too late; goes too far; or is about right?



■ Too little, too late    ■ Goes too far    ■ About right

Column %	DEM	GOP	IND/OTH
Too little, too late	30%	80%	59%
Goes too far	18%	12%	15%
About right	53%	8%	26%

Does the new asylum ban mean the Biden administration has changed its views and changed course on immigration policy, or is this a decision driven by electoral politics and pressures that will be reversed after November?



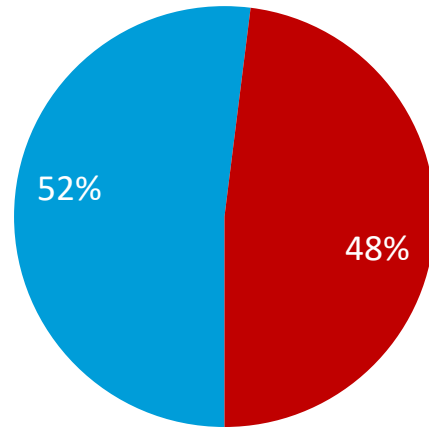
■ Biden administration has changed its views and changed course  
 ■ Decision driven by electoral politics and pressures and will be reversed after November

Column %	DEM	GOP	IND/OTH
Biden administration has changed its views and changed course	64%	22%	36%
Decision driven by electoral politics and pressures and will be reversed after November	36%	78%	64%

IMM0604: Recently, President Joe Biden has instituted an asylum ban on migrants caught illegally crossing the U.S.-Mexico border. Do you think this asylum ban by the Biden administration is too little too late, goes too far or is it about right?  
 IMM0605: Does the new asylum ban mean the Biden administration has changed its views and changed course on immigration policy or is this a decision driven by electoral politics and pressures that will be reversed after November?

# VOTERS ARE SPLIT OVER BIDEN'S PLAN TO EXPEDITE CITIZENSHIP FOR UNDOCUMENTED SPOUSES; MOST SAY THIS GROUP SHOULD FOLLOW EXISTING IMMIGRATION RULES

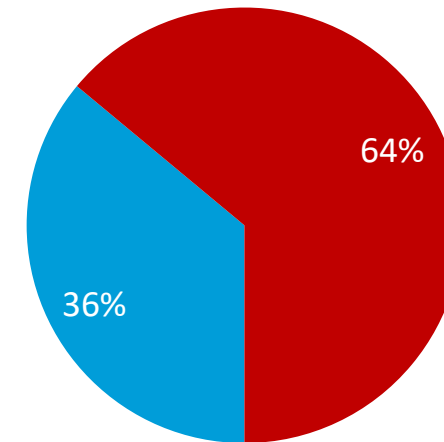
President Biden recently announced an executive order aimed at expediting citizenship for the undocumented spouses of U.S. citizens. According to the White House, an estimated 500,000 families stand to benefit. Do you support or oppose this action?



■ Support ■ Oppose

Column %	DEM	GOP	IND/OTH
Support	76%	26%	53%
Oppose	24%	74%	47%

Should the undocumented spouses of U.S. citizens receive preference and expedited citizenship because they are supported by a U.S. citizen, or should they be processed according to existing immigration rules and not receive such preferences?



■ Undocumented spouses should receive preference ■ Undocumented spouses should be processed according to existing immigration rules

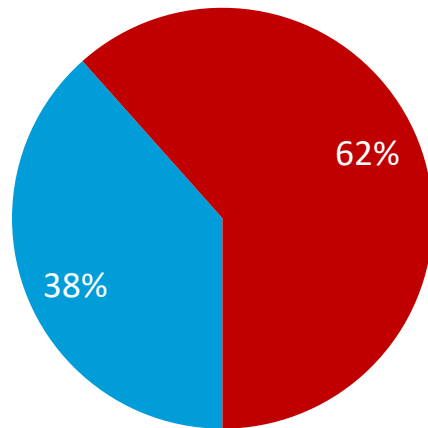
Column %	DEM	GOP	IND/OTH
Undocumented spouses should receive preference	51%	21%	36%
Undocumented spouses should be processed according to existing immigration rules	49%	79%	64%

**IMM0606:** President Biden recently announced an executive order aimed at expediting citizenship for the undocumented spouses of U.S. citizens. According to the White House an estimated 500,000 families stand to benefit. Do you support or oppose this action?  
**IMM0608:** Should the undocumented spouses of U.S. citizens receive preference and expedited citizenship because they are supported by a U.S. citizen, or should they be processed according to existing immigration rules and not receive such preferences?



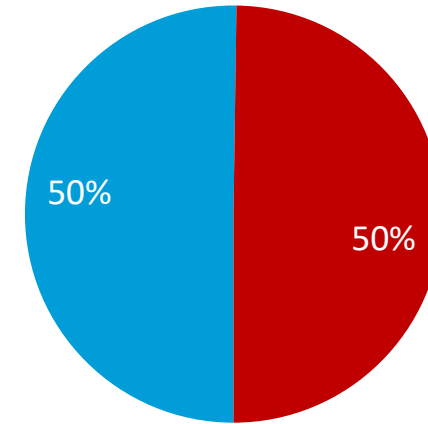
# 3 IN 5 VOTERS FEEL THIS EXECUTIVE ORDER IS MAINLY INTENDED TO WIN VOTES AND NOT GOOD POLICY; VOTERS ARE SPLIT ON WHETHER TRUMP SHOULD MAINTAIN OR REPEAL IF ELECTED

Does this executive order represent good policy or is it mainly intended to win votes ahead of the November election?



■ Good policy ■ Mainly intended to win votes

If elected, should President Trump maintain or repeal this policy?



■ Maintain ■ Repeal

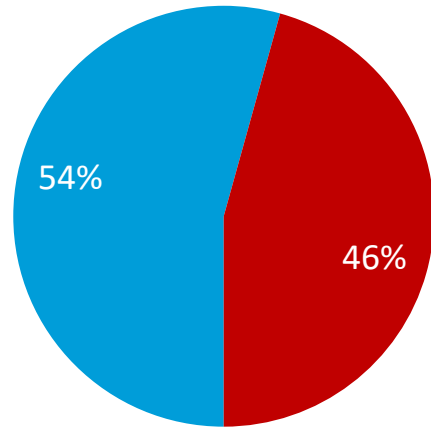
Column %	DEM	GOP	IND/OTH
Good policy	65%	15%	34%
Mainly intended to win votes	35%	85%	66%

Column %	DEM	GOP	IND/OTH
Maintain	70%	30%	50%
Repeal	30%	70%	50%

IMM0609: Does this executive order represent good policy or is it mainly intended to win votes ahead of the November election?  
 IMM0610: If elected, should President Trump maintain or repeal this policy?

# JUST OVER HALF OF VOTERS SUPPORT PROVIDING A PATHWAY TO CITIZENSHIP FOR UNDOCUMENTED IMMIGRANTS, AND MOST SUPPORT THIS IN EXCHANGE FOR STRONGER BORDER POLICIES

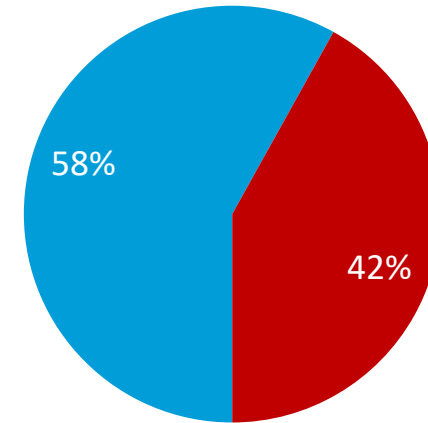
Do you support or oppose providing a pathway to citizenship for undocumented immigrants currently living in the United States?



■ Support ■ Oppose

Column %	DEM	GOP	IND/OTH
Support	74%	35%	53%
Oppose	26%	65%	47%

Do you support or oppose providing a pathway to citizenship for undocumented immigrants currently living in the United States in exchange for stronger border policies?



■ Support ■ Oppose

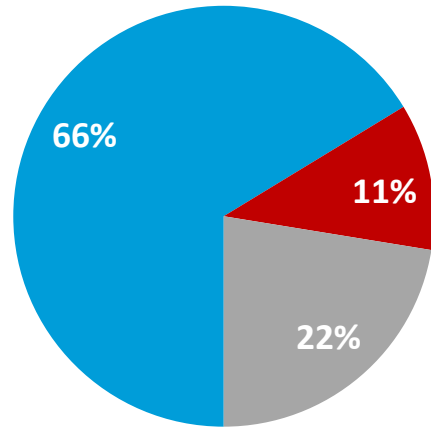
Column %	DEM	GOP	IND/OTH
Support	76%	42%	55%
Oppose	24%	58%	45%

IMM0611: Do you support or oppose providing a pathway to citizenship for undocumented immigrants currently living in the United States?

IMM0612: Do you support or oppose providing a pathway to citizenship for undocumented immigrants currently living in the United States in exchange for stronger border policies?

# 2 IN 3 VOTERS BELIEVE THE US SHOULD INCREASE THE CURRENT LEVEL OF BORDER SECURITY, AND NEARLY 3 IN 5 SAY THOSE WHO HAVE CROSSED ILLEGALLY IN THE LAST YEAR SHOULD BE REMOVED

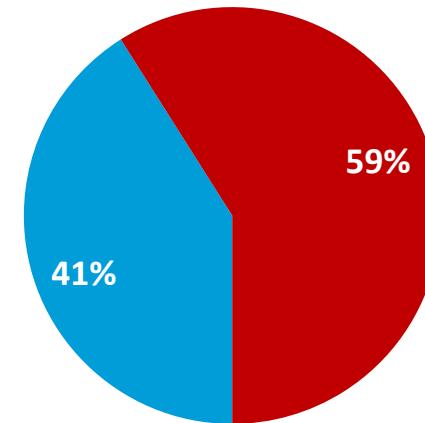
Do you believe the US should increase, decrease, or maintain the current level of border security and enforcement to manage immigration?



■ Increase ■ Decrease ■ Maintain the current level

Column %	DEM	GOP	IND/OTH
Increase	57%	79%	61%
Decrease	11%	11%	11%
Maintain the current level	31%	9%	28%

Do you think that people who have crossed the border illegally in the last year should be allowed to stay here while their cases are tried in court, or should they be removed from the country and have to wait in another country?



■ Allowed to stay while cases are tried ■ Removed from the country and wait

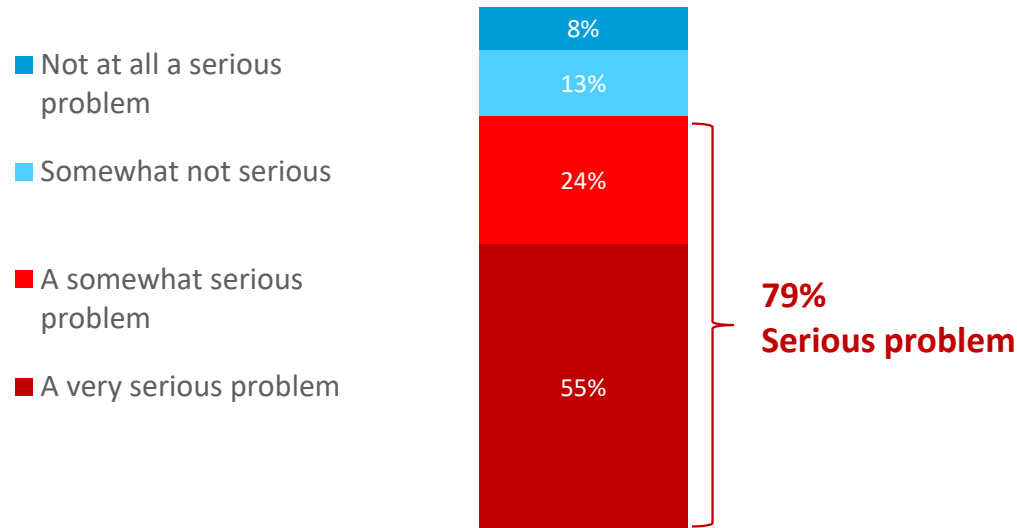
Column %	DEM	GOP	IND/OTH
Allowed to stay while cases are tried	61%	21%	40%
Removed from the country and wait	39%	79%	60%

IMM0613: Do you believe the US should increase, decrease, or maintain the current level of border security and enforcement to manage immigration?

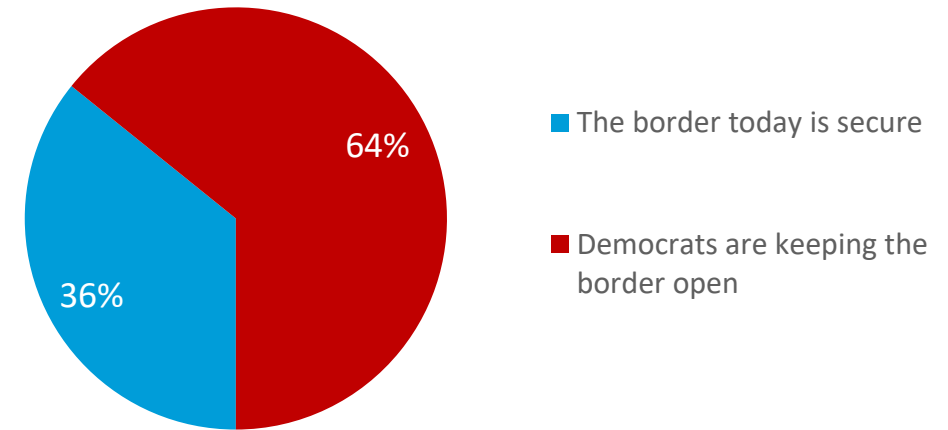
IMM0614: Do you think that people who have crossed the border illegally in the last year should be allowed to stay here while their cases are tried in court or should they be removed from the country and have to wait in another country?

# NEARLY 4 IN 5 VOTERS SAY CRIMES COMMITTED BY ILLEGAL IMMIGRANTS ARE A SERIOUS PROBLEM, AND MOST THINK THE DEMOCRATS ARE KEEPING THE BORDER OPEN

Do you think crimes committed by those who cross the border illegally are...?



Do you think the border today is secure, or are Democrats essentially keeping the border open?



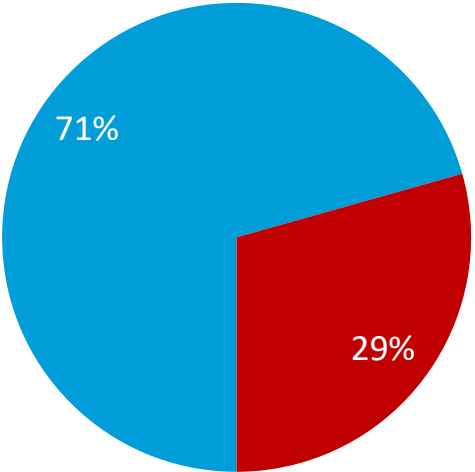
Column %	DEM	GOP	IND/OTH
<b>Serious (NET)</b>	69%	93%	75%
A very serious problem	38%	76%	49%
A somewhat serious problem	30%	17%	26%
Somewhat not serious	19%	5%	14%
Not at all a serious problem	12%	2%	11%

Column %	DEM	GOP	IND/OTH
The border today is secure	61%	11%	33%
Democrats are keeping the border open	39%	89%	67%

IMM0615: Do you think crimes committed by those who cross the border illegally is...?  
 IMM0616: Do you think the border today is secure or are Democrats essentially keeping the border open?

# 7 IN 10 VOTERS THINK POTENTIAL TERRORISTS ARE SLIPPING THROUGH THE U.S. BORDER

Do you think potential terrorists are slipping through the border, or do you think that is not true?



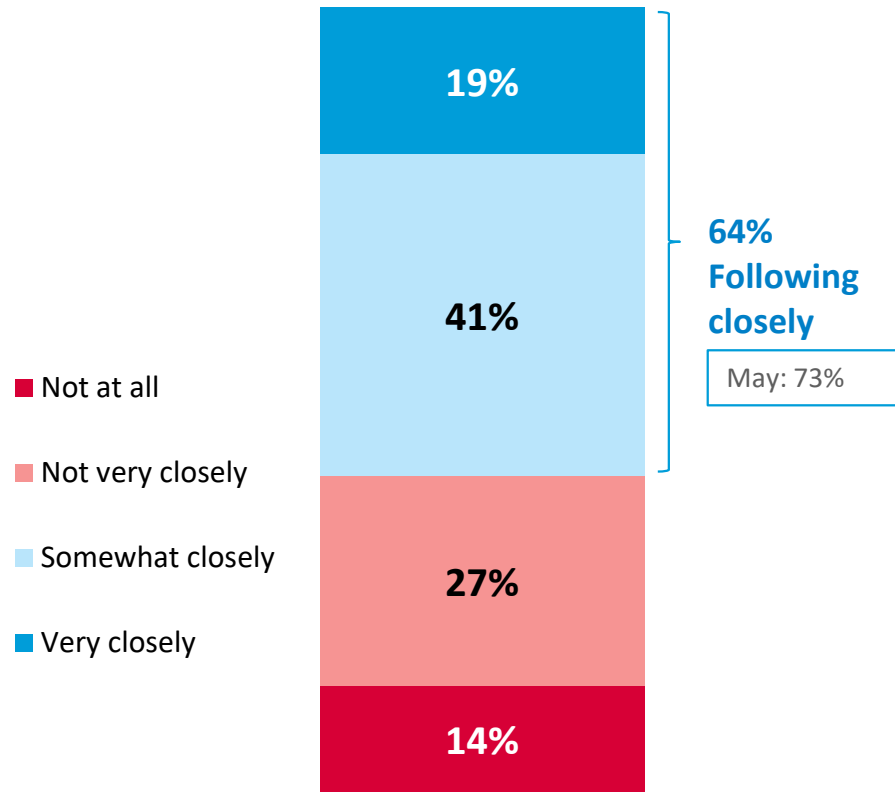
■ Potential terrorists are slipping through the border ■ This is not true

Column %	DEM	GOP	IND/OTH
Potential terrorists are slipping through the border	51%	92%	69%
This is not true	49%	8%	31%

# ISRAEL-HAMAS WAR

# CLOSE TO TWO-THIRDS OF VOTERS SAY THEY ARE FOLLOWING THE ISRAEL-HAMAS WAR CLOSELY

How closely are you paying attention to the Israel-Hamas war?

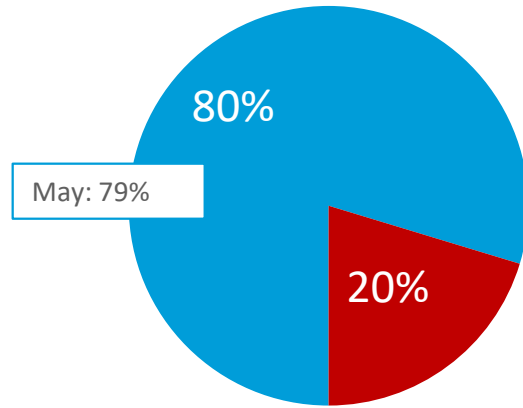


Column %	18-24	25-34	35-44	45-54	55-64	65+
Very closely	17%	18%	21%	16%	16%	22%
Somewhat closely	39%	40%	36%	41%	40%	48%
Not very closely	26%	23%	24%	28%	35%	24%
Not at all	17%	19%	19%	15%	10%	6%

Column %	DEM	GOP	IND/OTH
Very closely	20%	21%	14%
Somewhat closely	38%	43%	41%
Not very closely	26%	27%	27%
Not at all	16%	8%	18%

# VOTERS CONTINUE TO OVERWHELMINGLY SUPPORT ISRAEL OVER HAMAS, AND 3 IN 5 FEEL ISRAEL IS TRYING TO MINIMIZE CASUALTIES, THOUGH THAT NUMBER HAS DECREASED

In this conflict do you support more Israel or more Hamas?

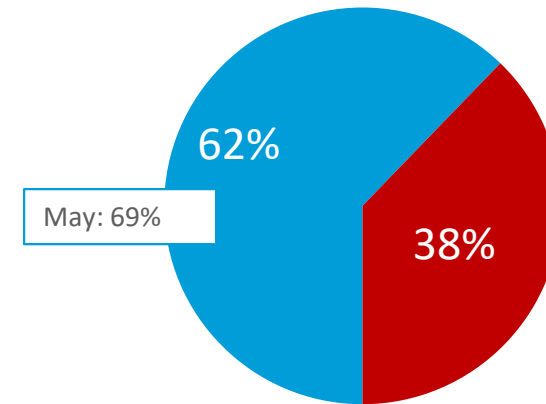


■ Israel ■ Hamas

Column %	18-24	25-34	35-44	45-54	55-64	65+	Following Israel closely	Not closely
Israel	60%	65%	72%	81%	90%	94%	81%	78%
Hamas	40%	35%	28%	19%	10%	6%	19%	22%

Column %	DEM	GOP	IND/OTH
Israel	75%	84%	80%
Hamas	25%	16%	20%

Do you think Israel is trying to avoid civilian casualties in fighting its war against Hamas or not trying to avoid such casualties?



■ Trying to avoid ■ Not trying to avoid

Column %	18-24	25-34	35-44	45-54	55-64	65+	Following Israel closely	Not closely
Trying to avoid	62%	60%	60%	64%	63%	64%	64%	59%
Not trying to avoid	38%	40%	40%	36%	37%	36%	36%	41%

Column %	DEM	GOP	IND/OTH
Trying to avoid	56%	73%	56%
Not trying to avoid	44%	27%	44%


ISR6: In this conflict do you support more Israel or more Hamas?

LE1: Do you think Israel is trying to avoid civilian casualties in fighting its war against Hamas or not trying to avoid such casualties?



# 2 IN 3 VOTERS SAY THEY WOULD ONLY FAVOR A CONDITIONAL CEASEFIRE WITH HAMAS THAT SEES THE RETURN OF HOSTAGES AND THE DISBANDING OF HAMAS

Do you favor an unconditional ceasefire in the Israel-Hamas war that would leave everyone in place, or do you think any ceasefire should happen only after the release of all hostages and Hamas being removed from power?



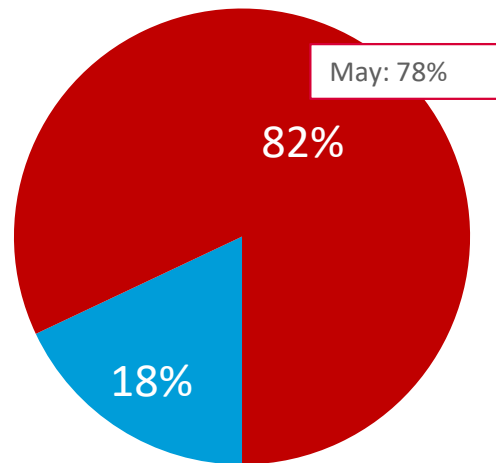
Column %	18-24	25-34	35-44	45-54	55-64	65+	Following Israel closely	Not closely
Favor unconditional ceasefire that would leave everything in place as is	52%	47%	42%	30%	27%	16%	34%	32%
Ceasefire should happen only after the release of all hostages and Hamas being removed from power	48%	53%	58%	70%	73%	84%	66%	68%

Column %	DEM	GOP	IND/OTH
Favor unconditional ceasefire that would leave everything in place as is	43%	24%	31%
Ceasefire should happen only after the release of all hostages and Hamas being removed from power	57%	76%	69%

LE10: Do you favor an unconditional ceasefire in the Israel-Hamas war that would leave everyone in place, or do you think any ceasefire should happen only after the release of all hostages and Hamas removed from power?

# 4 IN 5 VOTERS BELIEVE HAMAS MUST BE REMOVED FROM GAZA

Should Hamas be allowed to continue to run Gaza or does Hamas need to be removed from running Gaza?



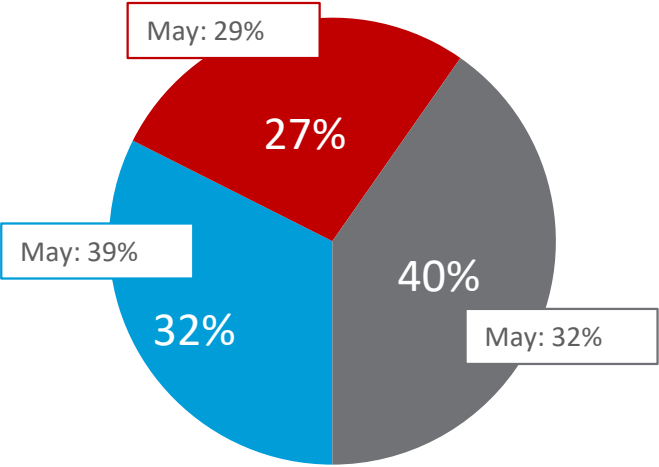
■ Allowed to continue to run Gaza ■ Removed from running Gaza

Column %	18-24	25-34	35-44	45-54	55-64	65+	Following Israel closely	Not closely
Allowed to continue to run Gaza	35%	29%	23%	18%	11%	5%	18%	18%
Removed from running Gaza	65%	71%	77%	82%	89%	95%	82%	82%

Column %	DEM	GOP	IND/OTH
Allowed to continue to run Gaza	20%	15%	19%
Removed from running Gaza	80%	85%	81%

# A PLURALITY OF VOTERS FEEL THAT IF HAMAS IS REMOVED, GAZA SHOULD BE ADMINISTERED BY A NEW AUTHORITY SET UP WITH ARAB NATIONS, OVERTAKING ISRAEL AS THE PREFERRED AUTHORITY

If Hamas is removed, should Gaza be administered by Israel, by the Palestinian Authority, or by some new authority set up through negotiations with Arab nations?



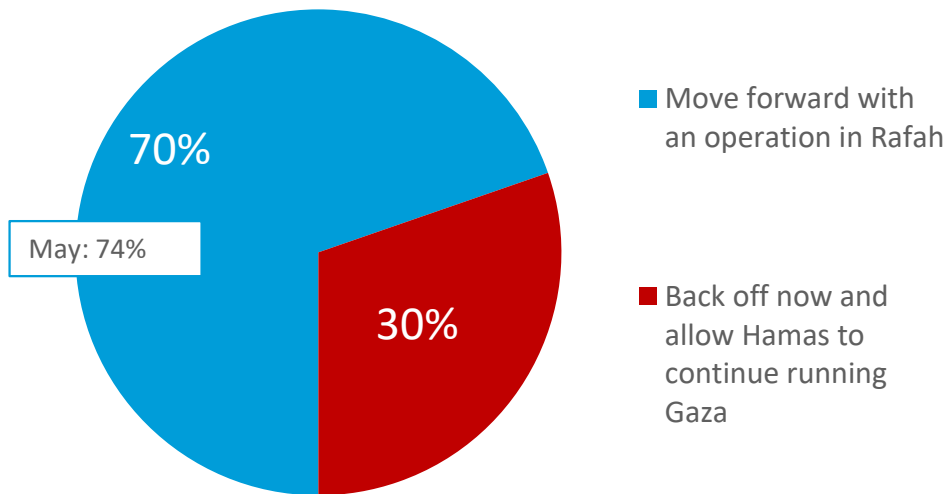
- Administered by Israel
- Administered by the Palestinian Authority
- Administered by some new authority set up with Arab nations

Column %	18-24	25-34	35-44	45-54	55-64	65+	Following Israel closely	Not closely
Administered by Israel	31%	<b>38%</b>	31%	36%	31%	28%	33%	31%
Administered by the Palestinian Authority	<b>37%</b>	33%	29%	28%	23%	21%	29%	25%
Administered by some new authority set up with Arab nations	31%	28%	<b>40%</b>	<b>36%</b>	<b>46%</b>	<b>51%</b>	<b>38%</b>	<b>43%</b>

Column %	DEM	GOP	IND/OTH
Administered by Israel	25%	<b>42%</b>	30%
Administered by the Palestinian Authority	33%	23%	25%
Administered by some new authority set up with Arab nations	<b>42%</b>	35%	<b>45%</b>

# A MAJORITY OF VOTERS THINK ISRAEL SHOULD MOVE FORWARD WITH AN OPERATION IN RAFAH

Should Israel move forward with an operation in Rafah to finish the war with Hamas, doing its best to avoid civilian casualties even though there will be casualties, or should it back off now and allow Hamas to continue running Gaza?

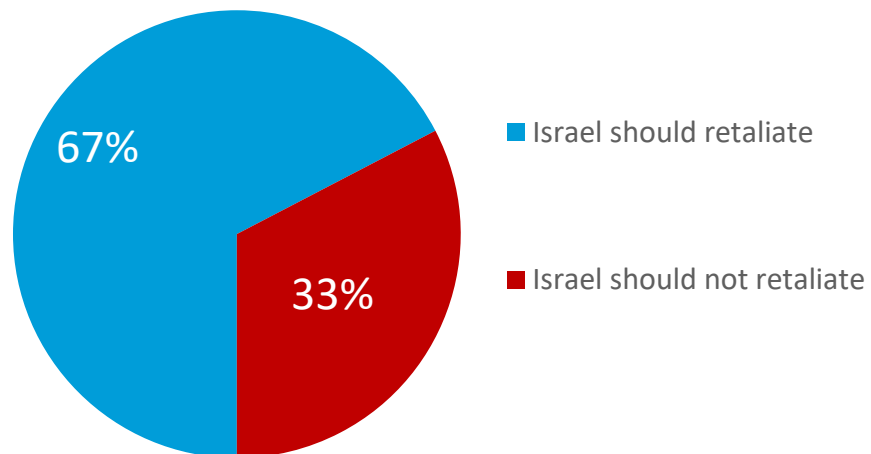


Column %	18-24	25-34	35-44	45-54	55-64	65+	Following Israel closely	Not closely
Move forward with an operation in Rafah	62%	63%	62%	67%	70%	85%	74%	64%
Back off now and allow Hamas to continue running Gaza	38%	37%	38%	33%	30%	15%	26%	36%

Column %	DEM	GOP	IND/OT H
Move forward with an operation in Rafah	63%	77%	69%
Back off now and allow Hamas to continue running Gaza	37%	23%	31%

# 2 IN 3 VOTERS FEEL THAT ISRAEL SHOULD RETALIATE IF HEZBOLLAH CONTINUES TO FIRE ROCKETS INTO NORTHERN ISRAEL

If Hezbollah keeps firing rockets into Northern Israel, should Israel retaliate until they stop firing rockets or should they not retaliate against Hezbollah?



Column %	18-24	25-34	35-44	45-54	55-64	65+	Following Israel closely	Not closely
Israel should retaliate	53%	54%	54%	73%	73%	85%	72%	61%
Israel should not retaliate	47%	46%	46%	27%	27%	15%	28%	39%

Column %	DEM	GOP	IND/OTH
Israel should retaliate	58%	76%	69%
Israel should not retaliate	42%	24%	31%