



# BRAZIL

Number of new cases

**627 193**

Number of deaths

**278 835**

Number of prevalent cases (5-year)

**1 634 441**

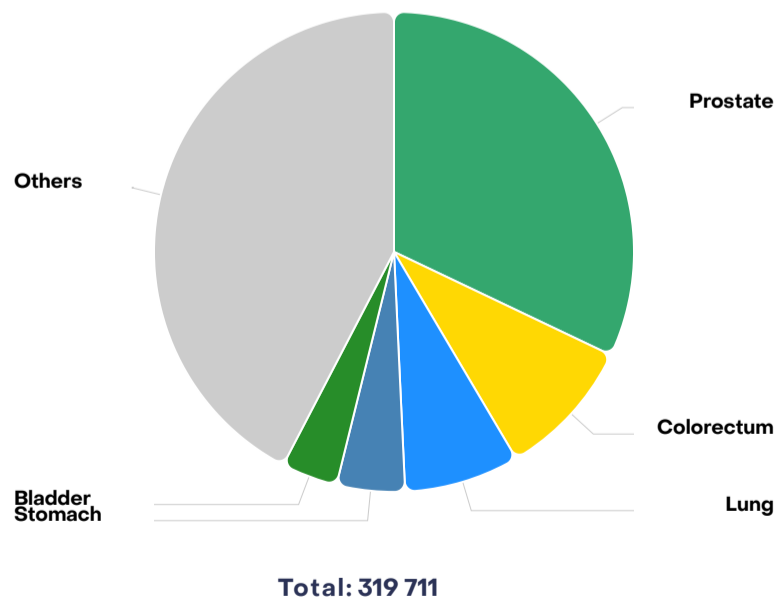
## Statistics at a glance, 2022

	Males	Females	Both sexes
<b>Population</b>	105 731 316	109 622 272	215 353 588
<b>Incidence*</b>			
Number of new cancer cases	319 711	307 482	627 193
Age-standardized incidence rate	240.1	197.6	214.4
Risk of developing cancer before the age of 75 years (cum. risk %)	24.3	19.2	21.5
Top 3 leading cancers (ranked by cases)**	Prostate Colorectum Lung	Breast Colorectum Thyroid	Prostate Breast Colorectum
<b>Mortality*</b>			
Number of cancer deaths	146 702	132 133	278 835
Age-standardized mortality rate	107.7	79.4	91.3
Risk of dying from cancer before the age of 75 years (cum. risk %)	11.0	8.3	9.5
Top 3 leading cancers (ranked by deaths)**	Lung Prostate Colorectum	Breast Lung Colorectum	Lung Colorectum Breast
<b>Prevalence*</b>			
5-year prevalent cases	771 444	862 997	1 634 441

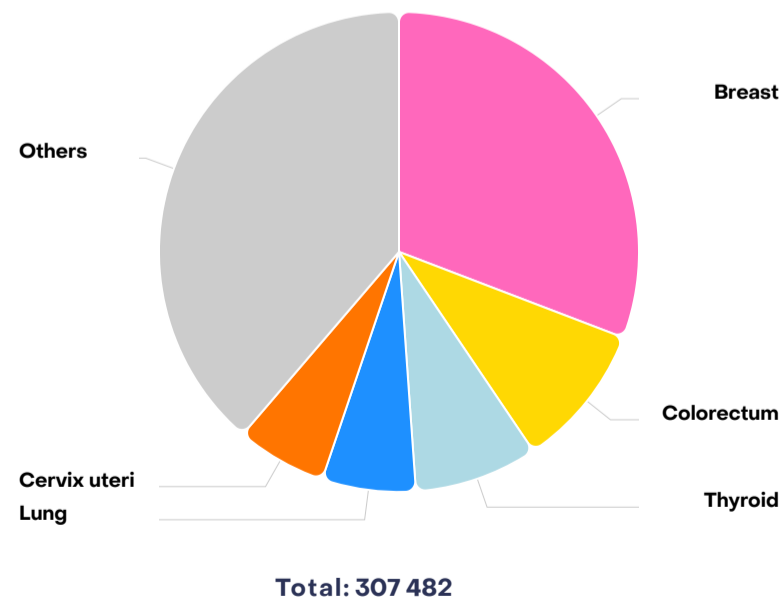


## Top 5 most frequent cancers\*\*

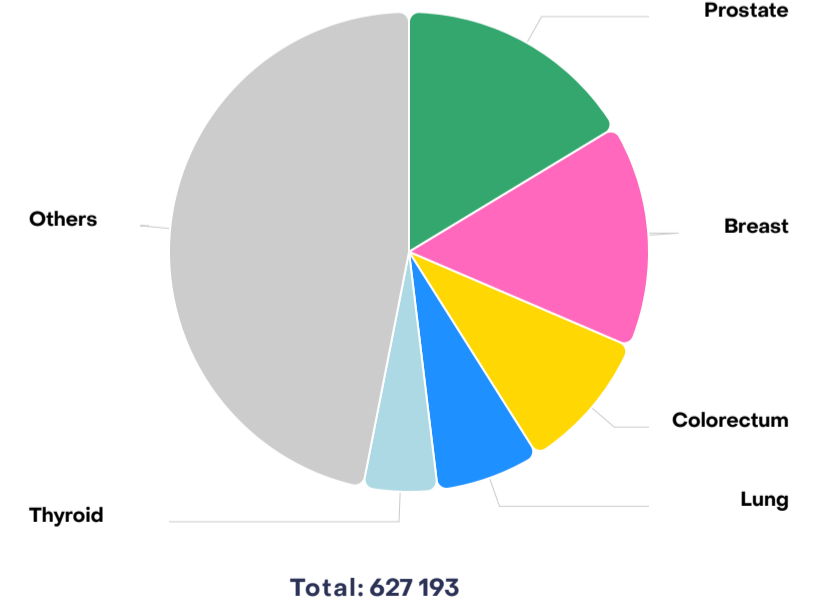
**Males**



**Females**



**Both sexes**



Rank	Cancer site	Number of cases	Percent
1st	Prostate	102 519	32.1%
2nd	Colorectum	30 164	9.4%
3rd	Lung	24 804	7.8%
4th	Stomach	14 700	4.6%
5th	Bladder	12 090	3.8%
-	Others	135 434	42.4%

Number of new cases in 2022, males, all ages

Rank	Cancer site	Number of cases	Percent
1st	Breast	94 728	30.8%
2nd	Colorectum	29 954	9.7%
3rd	Thyroid	25 601	8.3%
4th	Lung	19 409	6.3%
5th	Cervix uteri	18 715	6.1%
-	Others	119 075	38.7%

Number of new cases in 2022, females, all ages

Rank	Cancer site	Number of cases	Percent
1st	Prostate	102 519	16.3%
2nd	Breast	94 728	15.1%
3rd	Colorectum	60 118	9.6%
4th	Lung	44 213	7.0%
5th	Thyroid	31 385	5.0%
-	Others	294 230	46.9%

Number of new cases in 2022, both sexes, all ages

Incidence, Mortality and Prevalence by cancer site

Cancer	New cases				Deaths				5-year prevalence	
	Number	Rank	(%)	Cum.risk	Number	Rank	(%)	Cum.risk	Number	Prop. (per 100 000)
Prostate	102 519	1	16.3	9.4	19 958	4	7.2	1.1	253 506	239.8
Breast	94 728	2	15.1	6.8	22 189	3	8.0	1.5	300 817	274.4
Colorectum	60 118	3	9.6	2.2	28 884	2	10.4	0.99	169 725	78.8
Lung	44 213	4	7.0	1.8	38 292	1	13.7	1.5	58 332	27.1
Thyroid	31 385	5	5.0	1.2	1 103	23	0.40	0.04	108 388	50.3
Stomach	23 021	6	3.7	0.85	18 138	5	6.5	0.66	33 052	15.4
Cervix uteri	18 715	7	3.0	1.4	9 905	10	3.6	0.69	58 081	53.0
Bladder	17 028	8	2.7	0.61	6 146	12	2.2	0.17	49 665	23.1
Pancreas	14 670	9	2.3	0.54	14 294	6	5.1	0.52	13 766	6.4
Liver	13 599	10	2.2	0.52	13 041	7	4.7	0.50	16 699	7.8
Corpus uteri	12 616	11	2.0	1.0	3 333	20	1.2	0.24	44 487	40.6
Brain CNS	12 253	12	2.0	0.47	10 998	8	3.9	0.43	44 255	20.6
Leukaemia	11 859	13	1.9	0.42	8 790	11	3.2	0.29	33 916	15.8
NHL	11 093	14	1.8	0.41	5 372	14	1.9	0.19	34 231	15.9
Kidney	11 090	15	1.8	0.44	4 460	17	1.6	0.17	32 234	15.0
Lip, oral cavity	11 029	16	1.8	0.41	4 700	16	1.7	0.18	31 580	14.7
Oesophagus	10 985	17	1.8	0.44	10 393	9	3.7	0.42	15 676	7.3
Melanoma	9 676	18	1.5	0.34	2 273	21	0.82	0.08	32 185	15.0
Larynx	8 867	19	1.4	0.37	5 511	13	2.0	0.23	27 249	12.7
Ovary	7 710	20	1.2	0.55	5 235	15	1.9	0.38	21 575	19.7
Multiple myeloma	5 757	21	0.92	0.23	4 397	18	1.6	0.17	15 828	7.4
Oropharynx	5 648	22	0.90	0.23	3 495	19	1.3	0.15	15 863	7.4
Testis	3 163	23	0.50	0.19	459	30	0.17	0.03	11 947	11.3
Hodgkin lymphoma	2 667	24	0.43	0.09	640	25	0.23	0.02	9 300	4.3
Gallbladder	2 249	25	0.36	0.08	1 458	22	0.52	0.05	3 026	1.4
Salivary glands	1 742	26	0.28	0.06	487	29	0.18	0.02	5 221	2.4
Penis	1 688	27	0.27	0.12	547	26	0.20	0.04	5 012	4.7
Hypopharynx	1 474	28	0.24	0.06	699	24	0.25	0.03	2 851	1.3
Vulva	1 432	29	0.23	0.09	545	27	0.20	0.03	3 992	3.6
Nasopharynx	909	30	0.14	0.04	510	28	0.18	0.02	2 700	1.3
Kaposi sarcoma	682	31	0.11	0.02	120	33	0.04	0.00	1 957	0.91
Vagina	462	32	0.07	0.03	167	31	0.06	0.01	1 121	1.0
<b>All cancers</b>	<b>627 193</b>	-	-	<b>21.5</b>	<b>278 835</b>	-	-	<b>9.5</b>	<b>1 634 441</b>	-
<b>All cancers excl. NMSC</b>	<b>591 660</b>	-	-	<b>20.7</b>	<b>275 762</b>	-	-	<b>9.5</b>	<b>1 524 705</b>	-

Data source and methods

Incidence

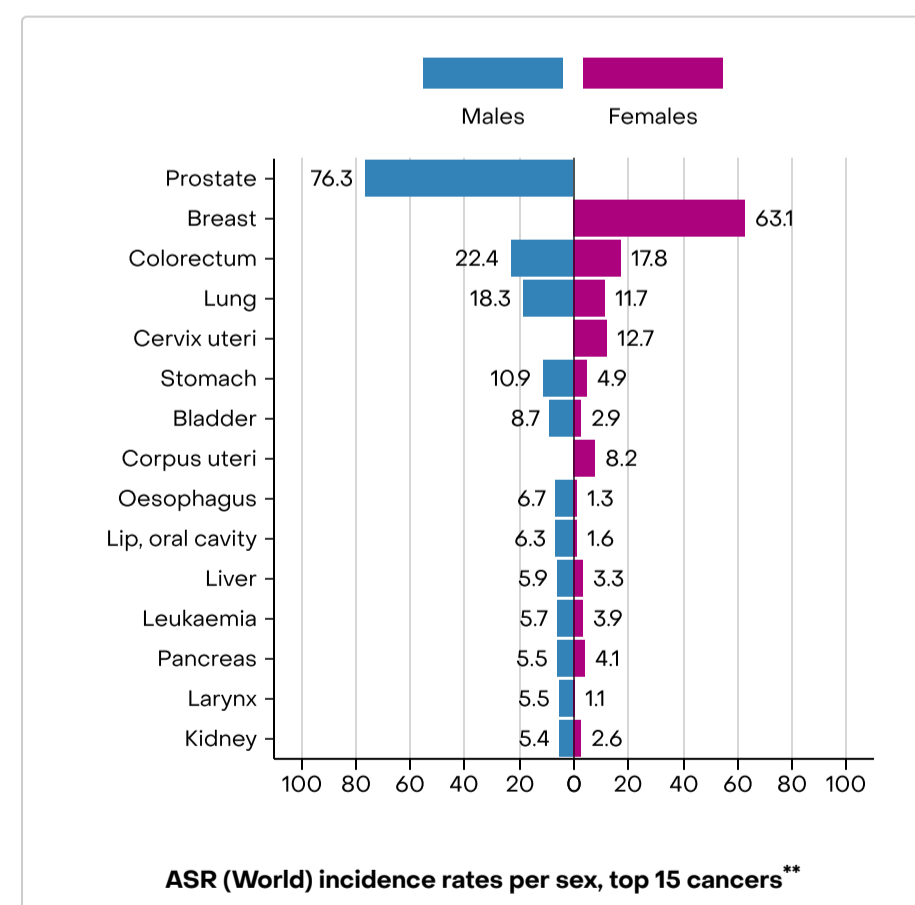
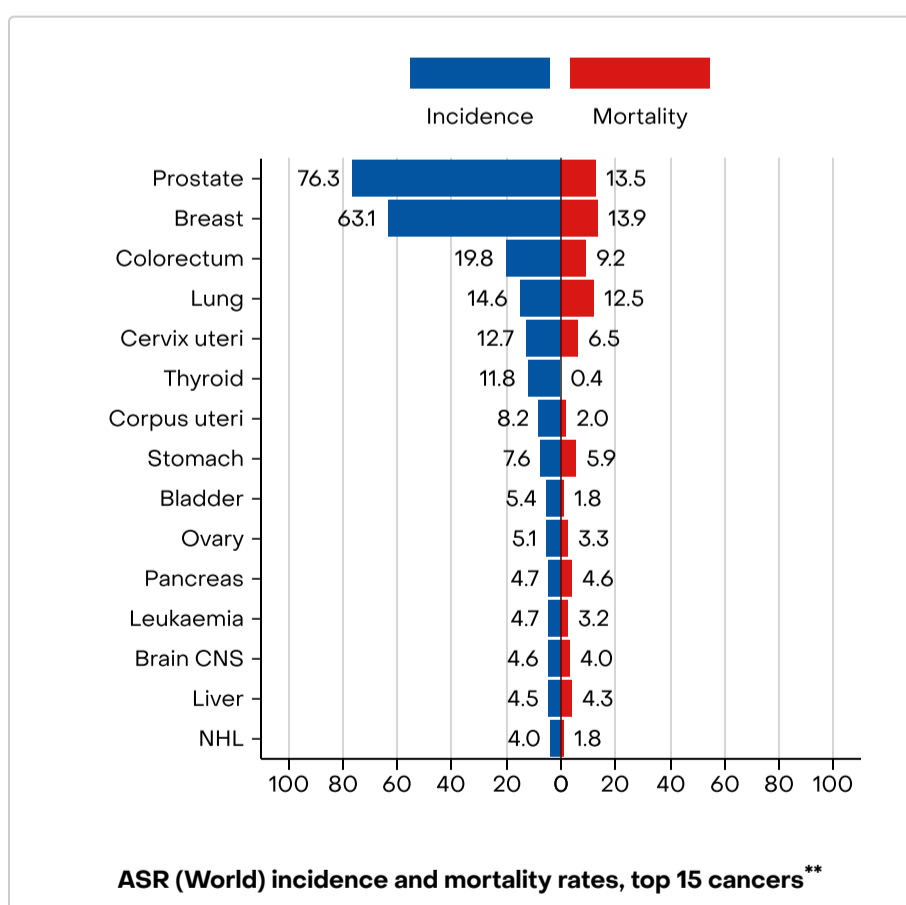
Country-specific data source: No data  
 Method: Estimated from national mortality estimates by modelling, using mortality:incidence ratios derived from survival estimation

Mortality

Country-specific data source: National (WHO)  
 Method: National rates projected to 2022

Prevalence

Computed using sex-, site- and age-specific incidence to 1-,3- and 5-year prevalence ratios from Nordic countries for the period (2011–2020), and scaled using Human Development Index (HDI) ratios.



\* includes non-melanoma skin cancer (NMSC)  
 \*\* NMSC included in other cancers  
 Age standardization using world population ([see link](#))

References

Website citation  
 Ferlay J, Ervik M, Lam F, Laversanne M, Colombet M, Mery L, Piñeros M, Znaor A, Soerjomataram I, Bray F (2024). Global Cancer Observatory: Cancer Today. Lyon, France: International Agency for Research on Cancer. Available from: <https://gco.iarc.who.int/today>, accessed [DD Month YYYY].

Cancer incidence and mortality data

Sung H, Ferlay J, Siegel RL, Laversanne M, Soerjomataram I, Jemal A, Bray F. Global cancer statistics 2020: GLOBOCAN estimates of incidence and mortality worldwide for 36 cancers in 185 countries. CA Cancer J Clin. 2021 Feb 4. doi: 10.3322/caac.21660. Epub ahead of print. PMID: 33538338.  
 Ferlay J, Colombet M, Soerjomataram I, Parkin DM, Piñeros M, Znaor A, Bray F. Cancer statistics for the year 2020: An overview. Int J Cancer. 2021 Apr 5. doi: 10.1002/ijc.33588. Epub ahead of print. PMID: 33818764.

